


# Student Services

NHS Learning Support Fund



NHS LSF

HEI Portal Guide



## Contents

---

1.	Introduction	3
2.	Feedback	4
3.	Purpose	5
4.	Logging in	6
5.	Welcome to your dashboard	6
6.	View course details	7
7.	Student statuses	8
8.	Termly confirmation of student attendance (COSA)	9
9.	Filter statuses	13
10.	General queries	15
11.	Student search	16
12.	Student specific general queries	17
13.	Change requests	18
14.	Activity history	22
15.	User administration	23

# 1. Introduction

---

The NHS Learning Support Fund (NHS LSF) provides supplementary funding for eligible pre-registration healthcare students in receipt of a student loan. Eligible courses are:

- dental therapy/dental hygiene (level 5 and 6 courses)
- dietetics
- midwifery
- nursing (adult, child, mental health, learning disability, joint nursing/social work)
- occupational therapy
- operating department practitioner (level 5 and 6 courses)
- orthoptics
- orthotics and prosthetics
- paramedics (bachelors and master's courses are eligible, DipHE and FD courses are not eligible for NHS LSF)
- physiotherapy
- podiatry/chiropractic
- radiography (diagnostic and therapeutic)
- speech and language therapy

The NHS LSF is administered by the NHS Business Services Authority (NHSBSA) Student Services.

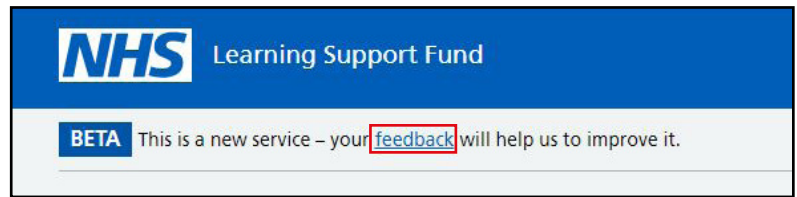
The NHS LSF is made up of five elements of supplementary funding. Pro rata amounts are paid to part time students. These are:

- Training Grant - £5,000 per year academic for all new and continuing students
- Specialist subject payment - £1,000 for all new students studying a specialist subject
- Parental Support - new and continuing students with childcare responsibilities will have access to £2,000 per academic year
- Travel and Dual Accommodation Expenses - reimbursement of additional travel and any temporary accommodation costs incurred as a result of attending a practice placement
- Exceptional Support Fund - up to £3,000 per academic year for students who find themselves in unforeseen financial hardship.

## 2. Feedback

---

This is **your** portal; your feedback is important if we are to shape future development to deliver the best experience for you.



As part of our continuous improvements, we carry out Stakeholder and User Research sessions to help us improve the functionality of the NHS LSF HEI portal.

Based on the feedback received during the sessions we have made some updates to the HEI portal making the system more efficient and user friendly.

If you would like to provide feedback regarding the portal, when logged in please use the link at the top of the page as highlighted here.

We welcome all feedback and will analyse all contributions to inform development of future functionality.

### 3. Purpose

---

The functionality available to you will be determined by your assigned role and the time remaining until the start of a new academic year.

The table below details the start and end date for when you can start to confirm a student's attendance to ensure the student receives payment on the first payment date for that term.

You will still be able to confirm a student's attendance after the enrolment confirmation deadline for payment to be administered on our next weekly payment run.

	<b>Enrolment confirmation window opens</b>	<b>Enrolment confirmation deadline</b>	<b>First payment date</b>
September/October	1 November	12 November	19 November
January/February	1 March	11 March	18 March
March/April	1 May	13 May	20 May

You can view all approved applications in advance of the enrolment confirmation window opening. You will be able to see how many students are listed against each academic year of each course, compare this to the numbers and individuals you would expect to see, and use this to influence behaviour if you notice discrepancies?

For example, a week before the enrolment confirmation window opens, if students have not applied correctly it is likely there will be delays to their payments. You may need to take pro-active action with your students to ensure they have done everything they need to do in their application so you can confirm their enrolment. Please check the following:

- Has the student applied for the correct cohort?
- Repeat study; has the student applied for additional funding? For example, the student has not progressed into their next academic year and will require additional funding. Is the course year correct?
- Has the student applied for the correct course?

## 4. Logging in

In order to log into the portal, you need to have an account. Accounts come in two types (**see Dashboard - User administration section**).

Once an account is created, the user will receive an activation link via email and then be asked to create a password.



Upon creating a password, the account will then be accessible.

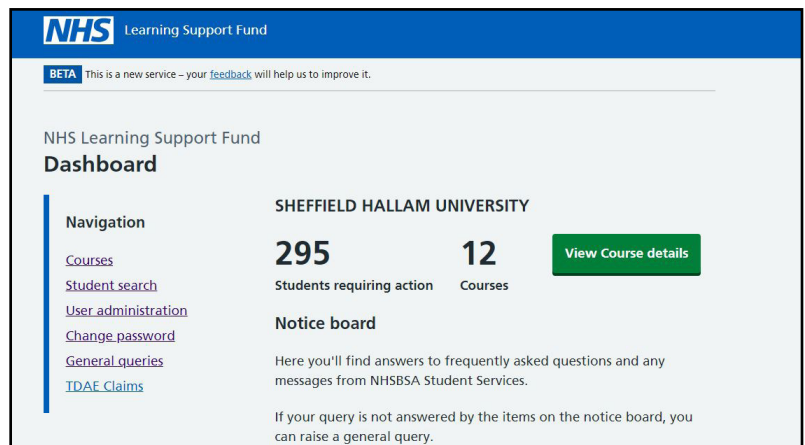
You can gain **access to the portal** by typing in your email and password.

Once logged in, your email address will appear in the upper right corner of the portal along with an option to logout.

## 5. Welcome to your dashboard

Upon logging into your account, you will land on the portal dashboard. From here, you will have a quick reference snapshot of the courses and students linked to your university.

There is a Notice Board where we will post relevant and useful documents and articles to address common themes/questions and this will evolve over time.



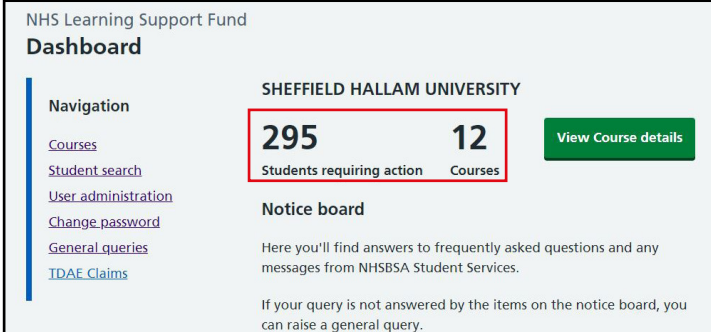
The navigation menu is how you access the different functions within the portal. You access different functions within the portal, using the menu.

## 6. View course details

The 'View course details' button on the portal takes you to the details of all the courses assigned to your university, with a list of students linked to each academic year and course year. You will also perform enrolment confirmation from this area of the portal.

The list of students you see for each course depends on the selections a student makes as part of their NHS LSF application. This information remains editable to the student until a payment is made and we actively encourage all students to update this information if their university or course changes.

Select 'View course details' from the dashboard to see a list of courses linked to your university.



NHS Learning Support Fund  
**Dashboard**

SHEFFIELD HALLAM UNIVERSITY

Navigation

- [Courses](#)
- [Student search](#)
- [User administration](#)
- [Change password](#)
- [General queries](#)
- [TDAE Claims](#)

**295** Students requiring action

**12** Courses

[View Course details](#)

**Notice board**

Here you'll find answers to frequently asked questions and any messages from NHSBSA Student Services.

If your query is not answered by the items on the notice board, you can raise a general query.

You will now be presented with the following screen which will be listed in groups by course type and study year (e.g., a 3 year Adult Nursing course will have three rows, one for each study year).

In each group it will be breakdown, detailing the students who have applied for each term where you are required to take action.

Clicking 'View terms' for each row will allow you to provide an enrolment status for that group of students.



NHS Learning SupportFund  
**Viewing all course details for SHEFFIELD HALLAM UNIVERSITY**

2022 courses | 2021 courses | 2020 courses | 2019 courses

**September 2022 course details**

Course name	Study year	Total students	Action required	Action
<a href="#">Diagnostic Radiography</a>	Year 1	92	47	<a href="#">View terms</a>

**March 2022 course details**

Course name	Study year	Total students	Action required	Action
<a href="#">Diagnostic Radiography</a>	Year 1	92	45	<a href="#">View terms</a>

This is the view you can use to sense check the students who have applied for your university and their course as described in the 'Purpose' section of this document.

Enrolment confirmation is a matching exercise where you should verify that each student listed is attached to the correct course, study year and attendance type. You will need to provide a status for each student. As students can apply up to six months from the start of the academic year, you will need to check the lists on a regular basis for any new applications in order to match them in attendance. Once the six month deadline has passed, the option to match students in attendance will be removed. You will need to contact us directly, please see the 'Dashboard – Student specific general queries' section of this document.



## 7. Student statuses

---

**Pending status** is the default status assigned by the system where we need you to update the status for a student.

**Matched student - In attendance** is the status you should use where you can match the details of a listed student to an individual who has enrolled and is in attendance/in full active study on the course and study year selected. This status will release payment to the student and the student will be notified of this via email. Once payment has been released, the status cannot be edited. For example, for a student on a September cohort, has the student enrolled and in active study on the 1 November? If yes, this status should be selected.

**Information mismatch** should be used where something is not accurate with the information that is displayed for the student. It maybe they are appearing against the wrong course, study year or their name is incorrect. The name used by a student on the NHS LSF system should match the details held at their university.

When you confirm this status, the NHS LSF system sends an email to the student to explain that an element of their data isn't correct and how to rectify this via their NHS LSF account. Once the student amends their information, their status will be reset to Pending status and they will be represented in a course list for a second attempt at an enrolment status.

This is only available in term 1. If the student changes their name during the academic year, when it is time to confirm term 2 or term 3, please contact the student and ask them to update their account or log a 'Student Specific General Query'.

**Discontinued** should be selected where a listed student started the course as expected but discontinued before the relevant enrolment confirmation window opened. For example, for a student on a September cohort, the student started their course as expected, however interrupted their course on the 20 October before the enrolment confirmation window opened.

**Not enrolled** is the status to select where a student did not start the course, or when a continuing student has not progressed into the next academic year.

**Late starter/rejoiner** should be selected if a student has interrupted in a previous academic year prior to the enrolment confirmation window opened.

**Maternity Leave** is used once an interruption for maternity leave has been submitted.



## 8. Termly Confirmation of Student Attendance (COSA)

On your dashboard you will be able to view the termly COSA window. This screen will display each term, the dates of the term and whether the enrolment confirmation window is open; this will be displayed under the status section as 'Open' or 'Closed' and will change throughout the academic year.

When a termly window is open you will be able to confirm a student's enrolment status and to do this you will need to click on 'Review attendance'.

NHS Learning Support Fund  
Course details for Diagnostic Radiography at SHEFFIELD HALLAM UNIVERSITY

Course name	Academic year	Study year
Diagnostic Radiography	March 2022	Year 1

Review the attendance status of students

Term	Window opens	Window closes	Status	Action
Term 1	1 November 2023	31 March 2023	Open	<a href="#">Review attendance</a>
Term 2	1 January 2023	31 May 2023	Closed	<a href="#">Review attendance</a>
Term 3	1 April 2023	31 August 2023	Closed	

[View all students on this course](#)

### Term 1

You will see an Attendance overview for term 1. This screen will display the number of students who have had an application approved for NHS LSF. To confirm a student's attendance, you will need to click 'Confirm attendance'.

< Go back to students studying Adult Nursing

NHS Learning Support Fund  
Attendance overview for term 1

Course name: Adult Nursing  
Academic year: September 2023  
Study year: Year 1

8  
Students needing confirmation

[Confirm attendance](#)

[Select attendance status](#)

Here you will be able to download details you need to confirm attendance in a CSV file. You will also be able to select the students in attendance in bulk by clicking 'Select all' or alternatively you can confirm a student's attendance individually.

< Go back

NHS Learning Support Fund  
Confirm students who are attending

Course name: Diagnostic Radiography  
Academic year: September 2023  
Study year: Year 1

[Download details of students you need to confirm attendance for \(CSV, 432KB\)](#)

Select students who are attending this course.  
You can review students that you have not selected later.

Select all	Name	Date of birth	Attendance type
<input type="checkbox"/>	Joe Bloggs	15 June 2003	Full time
<input type="checkbox"/>	Joe Bloggs	15 June 2003	Full time
<input type="checkbox"/>	Joe Bloggs	15 June 2003	Full time
<input type="checkbox"/>	Joe Bloggs	15 June 2003	Full time

Once you have selected all the students in attendance you will need to click 'Save and continue'.

[Go to Attendance overview for term 1](#)

NHS Learning Support Fund  
**Students who told us they're attending**

Course name: Diagnostic Radiography  
 Academic year: September 2023  
 Study year: Year 1

These students have told us they are attending.

You can:

- Select the status of individual students
- confirm the attendance of multiple students
- [download details of students who told us they're attending.\(CSV, 432KB\)](#)

Name	Date of birth	Attendance type	Action
<a href="#">Emmit Mar</a>	15 June 2003	Full time	<a href="#">Select status</a>
<a href="#">Emmit Mar</a>	15 June 2003	Full time	<a href="#">Select status</a>
<a href="#">Emmit Mar</a>	15 June 2003	Full time	<a href="#">Select status</a>

If a mistake has been made, click 'Review termly COSA' to change the student's status. This is only available before any payments have been released for that term.

[Go back](#)

NHS Learning Support Fund  
**All students studying Dual Mental at Anglia Ruskin University**

Course name: Dual Mental  
 Academic year: September 2023  
 Study year: Year 1

[Show filter](#)

[Download details of students who are on this course.\(CSV\)](#)

Intake contains 1 students

Name	Date of birth	Attendance type	Attendance status	Change
<a href="#">Test Ed</a>	05 January 2000	Full time	Student not responded for term 2	<a href="#">Change request</a> <a href="#">Review termly cosa</a>

1 Showing 1 - 1 of 1 students

Should you have a student who has a status of either not enrolled, information mismatch, discontinued or maternity leave, you will need to confirm this by clicking on 'Select status'.

[Go back](#)

NHS Learning Support Fund  
**What is the status of Emmit Mar?**

Course name: Diagnostic Radiography  
 Academic year: September 2023  
 Study year: Year 1

In attendance  
 Discontinued  
 Information mismatch  
 Not enrolled  
 Maternity leave

[Save and continue](#)

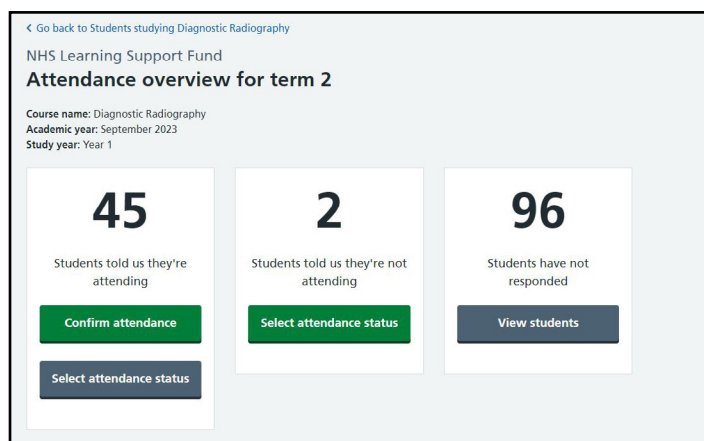
Here you will need to click the relevant attendance status for the student from the options shown on the screen

## Term 2 and Term 3

The enrolment confirmation for terms 2 and 3 will be led by the students confirming their attendance status. This will be done by the students being invited to log onto their NHS LSF account and select their relevant attendance status.

Once the student has confirmed their attendance status they will appear in your portal view. This will be split into three separate sections:

- Students told us they are attending.
- Students told us they are not attending.
- Students have not responded.



The enrolment confirmation for terms 2 and 3 will be led by the students confirming their attendance status. This will be done by the students being invited to log onto their NHS LSF account and select their relevant attendance status.

To ensure the student receives payment on the main payment date both the student and HEI must meet the deadline dates detailed in the table.

### September or October cohort

	Student window		University window		
Academic term	Opens	Closes	Opens	Closes	Payment date
<b>Term 1</b>	Not applicable	Not applicable	1 Nov 2024	12 Nov 2024	19 Nov 2024
<b>Term 2</b>	17 Feb 2025	5 March 2025	17 Feb 2025	11 March 2025	18 March 2025
<b>Term 3</b>	23 June 2025	8 July 2025	23 June 2025	15 July 2025	22 July 2025

### November cohort

	Student window		University window		
Academic term	Opens	Closes	Opens	Closes	Payment date
<b>Term 1</b>	Not applicable	Not applicable	1 January 2025	14 January 2025	21 January 2025
<b>Term 2</b>	21 April 2025	06 May 2025	21 April 2025	13 May 2025	20 May 2025
<b>Term 3</b>	25 August 2025	09 Sept 2025	25 August 2025	16 Sept 2025	23 Sept 2025

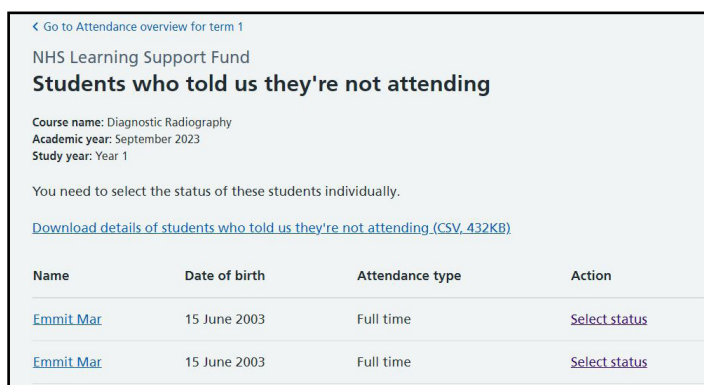
Both Student and HEIs will still be able to confirm a student's attendance after the enrolment confirmation deadline for payment to be administered on our next weekly payment run.

When selecting:

**Students told us they are attending** – Please follow the steps detailed in **Term 1**.

### Students told us they are not attending

- You will be presented with a list of students who have confirmed that they are not attending. Here you will need to click 'Select status'.



< Go to Attendance overview for term 1

NHS Learning Support Fund

### Students who told us they're not attending

Course name: Diagnostic Radiography  
Academic year: September 2023  
Study year: Year 1

You need to select the status of these students individually.

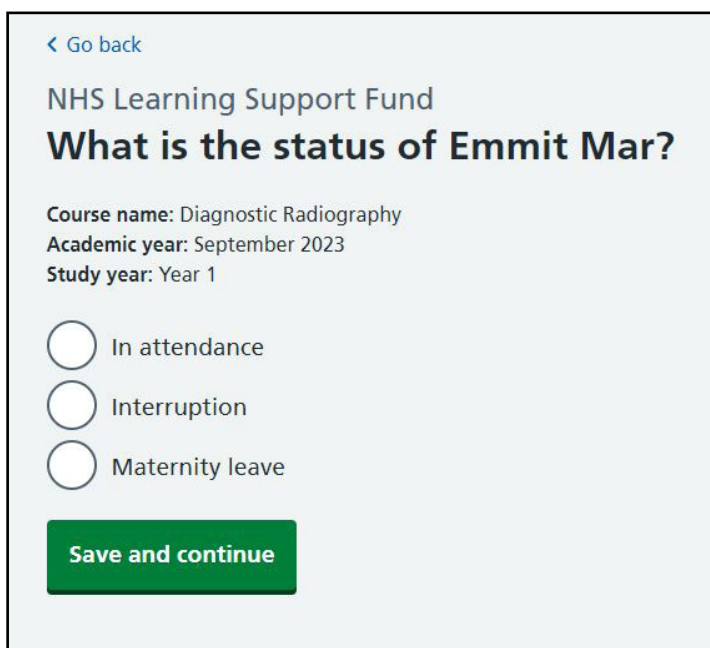
[Download details of students who told us they're not attending.\(CSV, 432KB\)](#)

Name	Date of birth	Attendance type	Action
<a href="#">Emmit Mar</a>	15 June 2003	Full time	<a href="#">Select status</a>
<a href="#">Emmit Mar</a>	15 June 2003	Full time	<a href="#">Select status</a>

**COSA Conflict** - If a student ticks 'No' to the above question, they will be asked for a reason. You will be able to see this information when confirming their attendance. A student may have selected the incorrect response, for example still registered and in full active study on your system. Please contact the student before you continue through the portal and ask them to change their response by logging in their account.

If conflicting information is provided from student and HEI, this will be reviewed by the NHSBSA and may delay payment.

You will then be able to review and update the student's attendance confirmation, using the options given on the 'What change do you want to make' screen. When you select the relevant status, you will then be presented with another screen. Please refer to the either 'Change requests' or 'Additional funding' section of this guidance for further processing information.



< Go back

NHS Learning Support Fund

### What is the status of Emmit Mar?

Course name: Diagnostic Radiography  
Academic year: September 2023  
Study year: Year 1

In attendance

Interruption

Maternity leave

[Save and continue](#)

**Students have not responded** – A list will be displayed of all the students who have not responded. The screen displayed will also detail the student's email should you wish to contact them. We would recommend contacting any students who have not completed their part of the process as any delays may cause a delay in their next termly payment.

[< Go to Attendance overview for term 1](#)

NHS Learning Support Fund

### Students who have not responded

Course name: Diagnostic Radiography  
Academic year: September 2023  
Study year: Year 1

These students have not told us their attendance status yet.

We emailed them using the addresses listed. They need to respond using the link on the email or the notification in their LSF dashboard.

[Download details of students who have not responded \(CSV, 432KB\)](#)

Name	Date of birth	Attendance type	Email
<a href="#">Emmit Mar</a>	15 June 2003	Full time	emmit.mar@email.com
<a href="#">Emmit Mar</a>	15 June 2003	Full time	emmit.mar@email.com
<a href="#">Emmit Mar</a>	15 June 2003	Full time	emmit.mar@email.com
<a href="#">Emmit Mar</a>	15 June 2003	Full time	emmit.mar@email.com

## 9. Filter statuses

From your dashboard select 'View course details' and you will be presented with a list of courses linked to your university.

You will then need to click 'View terms' for the course you want to apply your filter

This will then take you to a screen where you will need to click on 'View all students on this course' following on from this you will then be presented with a screen where you will need to click on 'Show filter'

NHS Learning Support Fund  
**Dashboard**

Navigation

- [Courses](#)
- [Student search](#)
- [User administration](#)
- [Change password](#)
- [General queries](#)
- [TDAE Claims](#)

**SHEFFIELD HALLAM UNIVERSITY**

**295** Students requiring action

**12** Courses

[View Course details](#)

**Notice board**

Here you'll find answers to frequently asked questions and any messages from NHSBSA Student Services.

If your query is not answered by the items on the notice board, you

[Go back](#)

NHS Learning SupportFund  
**Viewing all course details for SHEFFIELD HALLAM UNIVERSITY**

2022 courses | 2021 courses | 2020 courses | 2019 courses

**September 2022 course details**

Course name	Study year	Total students	Action required	Action
<a href="#">Diagnostic Radiography</a>	Year 1	92	47	<a href="#">View terms</a>

**March 2022 course details**

Course name	Study year	Total students	Action required	Action
<a href="#">Diagnostic Radiography</a>	Year 1	92	45	<a href="#">View terms</a>

NHS Learning Support Fund  
**Course details for Diagnostic Radiography at SHEFFIELD HALLAM UNIVERSITY**

Course name	Academic year	Study year
Diagnostic Radiography	March 2022	Year 1

**Review the attendance status of students**

Term	Window opens	Window closes	Status	Action
Term 1	1 November 2023	31 March 2023	<span>Open</span>	<a href="#">Review attendance</a>
Term 2	1 January 2023	31 May 2023	<span>Closed</span>	<a href="#">Review attendance</a>
Term 3	1 April 2023	31 August 2023	<span>Closed</span>	

[View all students on this course](#)

[Go back](#)

NHS Learning Support Fund  
**All students studying Diagnostic Radiography at SHEFFIELD HALLAM UNIVERSITY**

Course name: Diagnostic Radiography  
Academic year: September 2023  
Study year: Year 1

[Show filter](#)

Name	Date of birth	Attendance type	Attendance status	Change
<a href="#">Emmit Mar</a>	15 June 2003	Full time	<span>Student not responded for term 1</span>	<a href="#">Change request</a>
<a href="#">Emmit Mar</a>	15 June 2003	Full time	<span>University confirmation needed for term 1</span>	<a href="#">Change request</a>

This will then open the following screen allowing you to search and filter by using the following categories

- **Student name** - The ability to search for a student by name.
- **Term** – This will display all the students in each term
- **Status** - The ability to search or filter depending on the student’s status on their NHS LSF account, such as Discontinued, Information Mismatch, Interruption, Matched Student – In Attendance Not Enrolled, Pending, Pending NHSBSA. For further information on the student status please refer to ‘Student Statuses’ section of this guidance.

The screenshot shows a 'Filter' interface with the following elements:

- Hide filter** (yellow button)
- Filter** (grey header)
- Student name**: A search input field.
- Term**: A section titled 'Select the terms you want shown.' with three checkboxes:
  - Term 1 (96)
  - Term 2 (0)
  - Term 3 (0)
- Status**: A section titled 'Select the statuses you want shown.' with eight checkboxes:
  - Student not responded (5)
  - University confirmation needed (1)
  - In attendance (2)
  - Discontinued and Interrupted (1)
  - Information mismatch (7)
  - Not enrolled (15)
  - Maternity leave (4)
- Apply filters** (green button)

To view information in the category, you have selected you will need to click 'Apply filter'



## 10. General queries

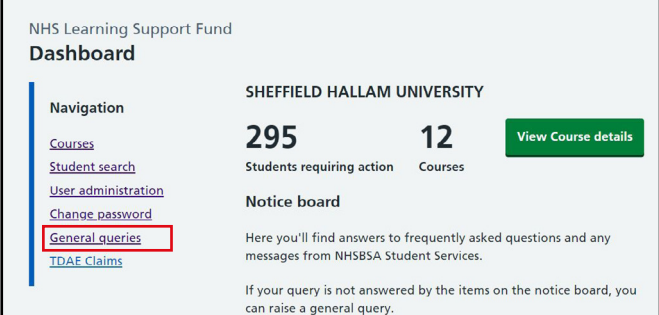
Once a student has been matched in attendance, student specific queries can be logged on the students account.

If your query isn't in our frequently answered questions section on the Notice Board and isn't student specific, you can raise a general query using the relevant option in the navigation menu.

You'll be presented with this e-form to complete. Some of the fields will be autocompleted based on your account information.

You should provide as much information as possible in the 'query' box, which can be expanded using the circled icon in the lower right corner if required.

Once complete, click 'submit' and this will be sent directly to a member of our team who will be able to assist you.



NHS Learning Support Fund  
**Dashboard**

SHEFFIELD HALLAM UNIVERSITY

**295** Students requiring action    **12** Courses    [View Course details](#)

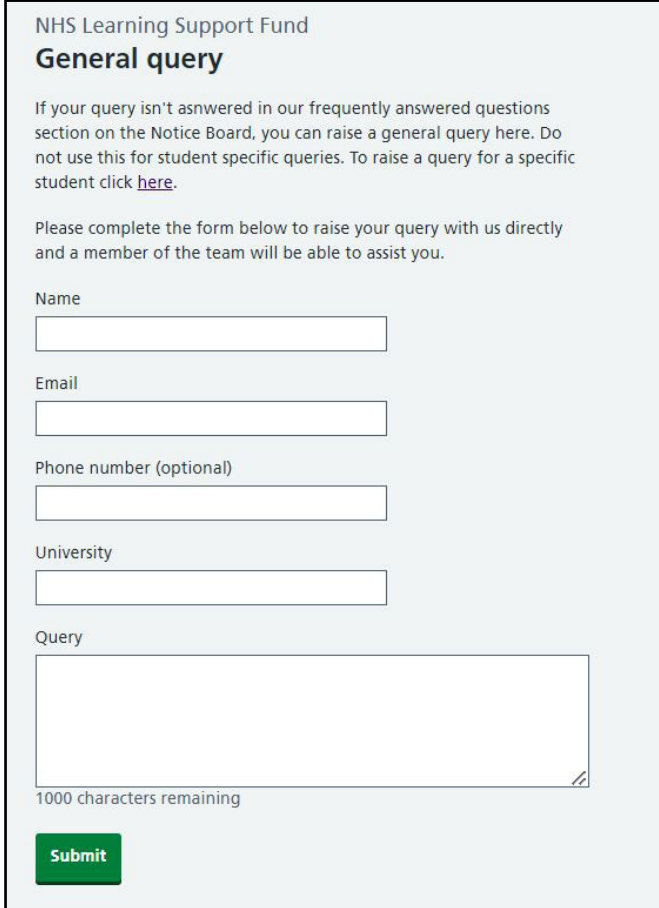
**Navigation**

- [Courses](#)
- [Student search](#)
- [User administration](#)
- [Change password](#)
- [General queries](#)
- [TDAE Claims](#)

**Notice board**

Here you'll find answers to frequently asked questions and any messages from NHSBSA Student Services.

If your query is not answered by the items on the notice board, you can raise a general query.



NHS Learning Support Fund  
**General query**

If your query isn't answered in our frequently answered questions section on the Notice Board, you can raise a general query here. Do not use this for student specific queries. To raise a query for a specific student click [here](#).

Please complete the form below to raise your query with us directly and a member of the team will be able to assist you.

Name

Email

Phone number (optional)

University

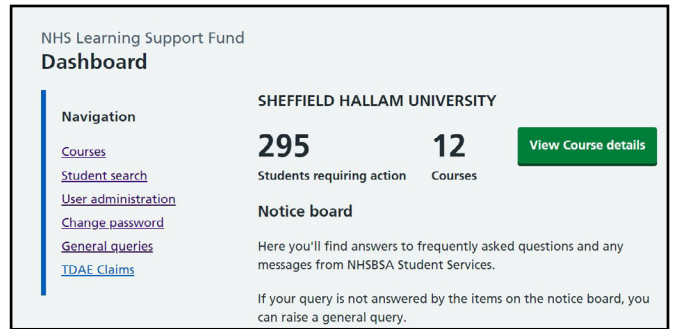
Query

1000 characters remaining

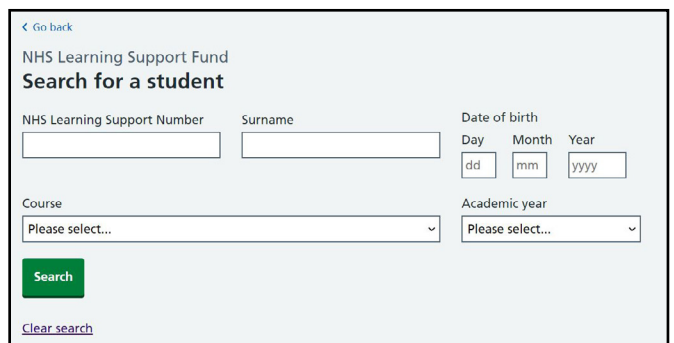
[Submit](#)

# 11. Student search

If you want to quickly find a student studying at your university, you can use the search function by selecting it in the navigation menu.



Clicking 'search' will return results for all students who have selected your university. If you want to refine your search, you can use any number/combination of the parameters presented.



Search results will list all students who meet the following three criteria:

- Created an NHS LSF account and made an application
- Are linked to your university via the selection they made on their application
- Their application is approved

If the student you are searching for doesn't meet all of the above criteria then they will not be returned in results and they should check the information on their NHS LSF account.

Students have full control of the information that links them to your university, so should alter this if it is incorrect via their NHS LSF account.

## 12. Student specific general queries

The student specific general query option has now been moved from Change Requests as university staff were unable to log a student specific general query if no payments had been released to the student.

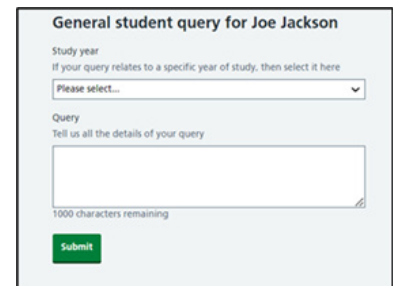
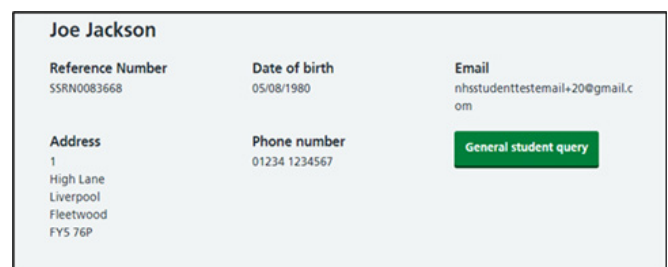
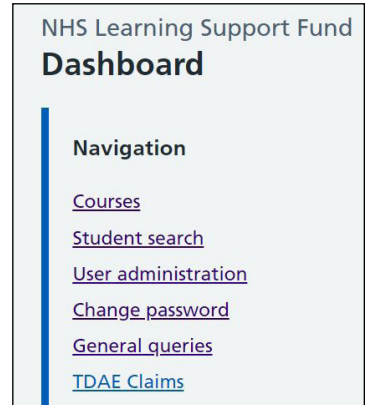
In order to log a general student query, you will need to search for the relevant student, by selecting Student Search in the navigation menu.

You will now be able to search for the student using a number of searches, such as

- NHS LSF number
- Surname
- Date of birth
- Course
- Academic year

You will also be able to use a number of combinations to search for a student.

By 'clicking' on the student's name this will open the student's details screen where the general student query option can now be accessed.



## 13. Change requests

If a withdrawal happens before the enrolment confirmation window is open, you should select either 'Discontinued' or 'Not enrolled' status as explained in the **Student Statuses** section, as part of enrolment confirmation. This means changes should only need to be referred to NHSBSA Student Services once payments have been extracted.

If a change needs to be confirmed after payment has been made, you can locate the student using the 'student search' option in the navigation menu. Select the student and the option of 'Change request' will be visible against the applicable academic years in the 'Course application history' section.

Email		Phone number			
George.hill@university.ac.uk		07777777777			
Application history					
Course name	Academic year	Study year	Start date	Status	Actions
<a href="#">Nursing</a>	2023/2024	Year 2	September 2023	Student not responded for term 1	<a href="#">Review course details</a> <a href="#">Change request</a>
<a href="#">Nursing</a>	2022/2023	Year 1	September 2022	In attendance for term 3	<a href="#">Review course details</a>

Once 'Change request' is selected, you can choose from one of the following options:

[Go back](#)

**What change do you want to make for Test ED?**

Interruption

Additional funding

Resume student

Change course details

Maternity leave

Late starter/rejoiner

- **Interruption** – to confirm the student is no longer in active study and their NHS LSF funding needs to be paused for a period of time. You will need to provide the last date in attendance, Interruption type, and a brief description of the reasons for interruption. This should be logged on the student's last date of attendance or within the academic year they interrupted.

[Go back](#)

NHS Learning Support Fund

**Tell us about the interruption for Emmit Mar**

Course name	Academic year	Study year	Attendance
Diagnostic Radiography	March 2022	Year 1	Full time

Interruption type  
Select interruption type

Last date of attendance  
Day:  Month:  Year:

Comments  
Tell us about the interruption

1000 characters remaining

A student is eligible for up to a maximum of 60 days continued funding due to illness, but only when this is covered by an authorised fit note. For example, if the student has a two-week fit note, they will only be entitled to two weeks' funding and an interruption must be logged.

If a student interrupts from their current course and switches to a new discipline or changes cohort, starting again from scratch (year one, day one), you need to log a 'interruption'. This enables the student to submit a 'New Training Grant application'. For example, if a student starts in September, interrupts, and starts again in January. This should not be confused with a resumption.

If a student interrupts due to Maternity, select this as the reason from the drop down. The student's entitlement will then be calculated and their status will be changed. During the termly COSA process, you need to confirm they remain on maternity leave.

If a student pauses their studies due to Paternity leave, they are eligible to four weeks' paternity pay and you will not need to notify us of this. Anything longer than this, you will need to log an interruption.

**Additional funding.** A student is eligible to up to a maximum of 12 months' additional funding to enable them to complete their course. Please note additional funding cannot be paid for reasons of academic failure alone – mitigating circumstances must be provided.

Circumstances that could reasonably be expected to cause disruption include:

- mental ill-health
- physical illness and injury
- bereavement
- a caring responsibility
- **Resume student** – confirmation a student has resumed into active study. This will allow us to establish if the student is eligible for additional funding to complete the study year.
- **Change course details** – confirm a change to course, attendance type (full time to part time) duration. This should not be used for interruption, additional funding requests, and so on.
- **Maternity** - log an Interruption - giving the reason as maternity. The student entitlement will then be calculated, and their status will be changed. During the termly cosa process, please confirm they remain on maternity leave.
- **Late starter/rejoiner** - see section 7

The screenshot shows a web form titled 'Resume student (Joe Bloggs)'. It contains a table with the following data:

Course name	Academic year	Study year	Attendance
Diagnostic Radiography	March 2022	Year 1	Full-time

Below the table, there are fields for 'Effective date' (Day, Month, Year), a 'Comments' text area with a '1000 characters remaining' indicator, and a green 'Submit' button.

You will then be asked to provide some information to allow us to process the request.

Once you have completed your change request, click 'save changes' and this will commit your updates to the system and your students will be notified of updates to their status via email with 'PENDING NHSBSA' this will place holds on any future payments to the student while the recalculation of award is being carried out.

## 14. Activity history

To view the activities log you must select Student Search in the navigation menu and click on the student's name to open the student's details screen. This screen now displays the activity history in date order. Each activity will have a status:

- **Pended** – Not yet actioned by NHSBSA
- **Approved** – actioned by NHSBSA
- **Rejected** – actioned by NHSBSA

**Test ED**

<b>Reference Number</b> SSRN0096822	<b>Date of birth</b> 05/01/2000	<b>Email</b> nhsstudenttestemail-4185@gmail.com
<b>Address</b> 25 Plod Lane Plod Lane Fleetwood FY8 7YR	<b>Phone number</b> 07867486906	<a href="#">General student query</a>

**Course application history**

Course name	Academic year	Study year	Start date	Status	Actions
Dual Mental	September 2023	Year 1	01/12/2023	Student not responded for term 2	<a href="#">View terms</a> <a href="#">Change request</a>

**Activity history**

- ▶ [Late starter rejoiner - 25/09/2024 - ref:2645 \(Approved\)](#)

## 15. User administration

We have created three types of user for the portal and their permissions are as follows:

**HEI Admin** this role can only be assigned and managed by the NHSBSA Student Services. Any user with this role has control over other users at their university and can manage these (including creation of new users, amendment to current users and deactivating accounts for users no longer required) via the 'User administration' section. They also have write access to the 'Courses' section, where enrolment confirmation will be provided and post-payment, details of any changes to circumstances for a student, including withdrawals, resumptions, changes of course and other student specific queries.

If you need multiple HEI admin accounts then you will need to request these from NHSBSA Student Services.

HEI Admin users assume responsibility for managing the other users at their university and it is expected that the user list will be maintained, including the deactivation of accounts where required.

If a HEI admin leaves their organisation, NHSBSA Student Services should be notified so the defunct admin account can be removed and another allocated if required.

**HEI User** will have write access to the 'Courses' section, where enrolment confirmation will be provided and post-payment, details of any changes to circumstances for a student, including withdrawals, resumptions, changes of course and other student specific queries.

**HEI Read** will give the user a read-only view of the portal. They will be able to see the information but won't be able to make any changes.

User administration can be accessed by clicking the relevant option of the navigation menu.

Once here, you'll be prompted to enter a surname and/or email address for the user, then click 'Search'. If the user exists, the portal will return a result.

If no search results are presented, this means there is no existing account for the user and you need to create one by clicking 'create user'.

NHS Learning Support Fund  
Dashboard

SHEFFIELD HALLAM UNIVERSITY

Navigation

- Courses
- Student search
- User administration
- Change password
- General queries
- TDAE Claims

295 Students requiring action

12 Courses

View Course details

Notice board

Here you'll find answers to frequently asked questions and any messages from NHSBSA Student Services.

If your query is not answered by the items on the notice board, you can raise a general query.

NHS Learning Support Fund  
User search

Surname

Email

Search Create user

Clear search

< Go back

There is a problem

No users have been found. Before creating a new user, please check you have used the correct user details.

User search

Surname

Email

Search Create user

Clear search



Here you will need to provide the email address, surname, first name, Job/department, contact number and intended role type for the user and indicate whether the account is active or not.

Once this information is correct, click 'create'. This will email the new user with an activation link and next steps to activate their account.

Alternatively, immediately clicking 'search' will display a list of all existing users associated with your university.

Email	Name	Role	Active
testenvironment277+9@gmail.com	Bobbus Cattus	HEI ADMIN	Yes

Clicking a users' email address will present the details for the selected account. Actions here include:

- Changing details for the account owner
- Amending the role
- Making the account active/inactive

Any changes you make to the account can be committed by clicking 'update' or aborted by clicking 'cancel'.

Please remember:

- Do not share your password with anyone else as this creates a security risk to the student's accounts and across the wider systems.
- If someone requires a different user access level, please speak to your designated admin user in the first instance.
- It is important you notify us when users no longer require access so their accounts can be closed. By failing to notify us of a staff member no longer needed access, this creates a security risk to the students' accounts and the wider system.

The screenshot shows a 'User search' interface. At the top left is a '< Go back' link. Below it is the title 'User search'. There are two input fields: 'Surname' and 'Email'. Below these fields are two buttons: 'Search' and 'Create user'. A link for 'Clear search' is located below the buttons. The main section is titled 'Search results' and contains a table with the following columns: 'Email', 'Name', 'Role', and 'Active'. The table lists several users with their email addresses, names, roles (HEI ADMIN), and active status (Yes or No).

Email	Name	Role	Active
testenvironment277+9@gmail.com	Bobbus Cattus	HEI ADMIN	Yes
testenvironment277+8@gmail.com	Bobby Catty	HEI ADMIN	Yes
marshall.dave2000+heiadmin4@gmail.com	Dave Marshall	HEI ADMIN	Yes
marshall.dave2000+hei@gmail.com	Dave Marshall	HEI ADMIN	Yes
marshall.dave2000+heiadmin2@gmail.com	Dave Marshall	HEI ADMIN	No
swbtest001+hei008@gmail.com	eight eight	HEI ADMIN	Yes
swbtest001+hei018@gmail.com	eighteen eighteen	HEI ADMIN	Yes