

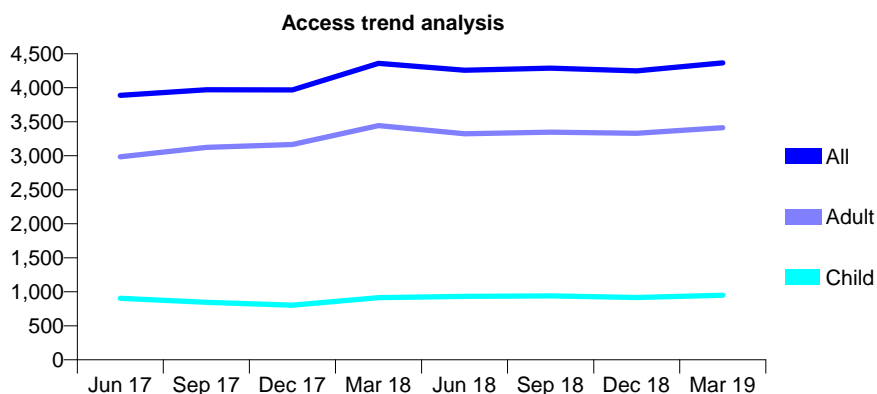
Q57 - Vital Signs At a Glance Contract Report for 100021/0000 - Year end March 2019

Name or company name	Mr S Shah, Mr P Vaid & Mr S Radia
Contract type name	PDS Plus Contract
Purpose of contract	General
Contract start date	01/03/2016
Contract end date	31/03/2020

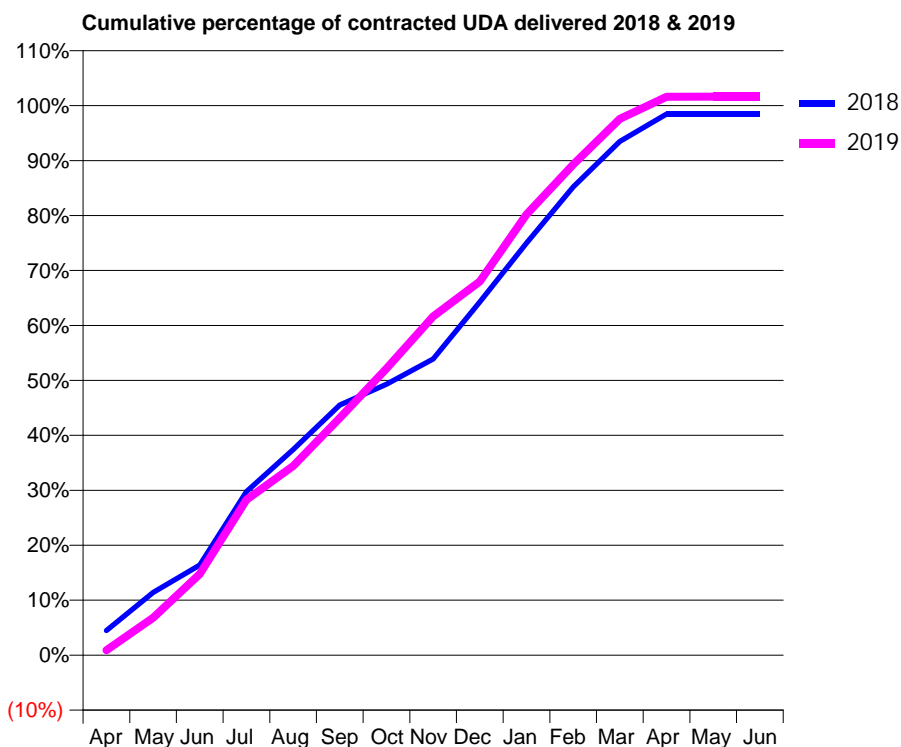
18/19 Contracted general activity (UDA)	15,000
Carry forward general activity (UDA)	230
18/19 Contracted orthodontic activity (UOA)	0
Carry forward orthodontic activity (UOA)	0
Baseline contract value	£418,111.50

ACCESS*

Patients seen in 24 months	Total	Change since previous quarter
Quarter ending March 2018	4,359	
Quarter ending June 2018	4,258	↓
Quarter ending September 2018	4,290	→
Quarter ending December 2018	4,248	→
Quarter ending March 2019	4,365	↑
Variance since March 2018	0.1%	→



ACTIVITY



Month	Adjusted Scheduled Activity (UDA)	
	2018	2019
April	673	138
May	1,711	1,020
June	2,459	2,214
July	4,465	4,244
August	5,614	5,165
September	6,826	6,476
October	7,396	7,825
November	8,088	9,249
December	9,641	10,201
January	11,244	12,029
February	12,780	13,394
March	14,023	14,638
April	14,770	15,240
May	14,770	15,241
June	14,770	15,244

QUALITY

	Quantity	Base Number	Contract	AT	Region	England
% of FP17s for the same patient ID Re-attending within 3 months - Children	52	1,508	3.4%	10.0%	11.5%	11.8%
% of FP17s for the same patient ID Re-attending within 3 months - Adults	233	4,414	5.3%	14.5%	15.2%	15.7%
% of FP17s for the same patient ID Re-attending between 3 & 9 months - Children	364	1,508	24.1%	56.7%	60.2%	58.9%
% of FP17s for the same patient ID Re-attending between 3 & 9 months - Adults	727	4,414	16.5%	50.0%	51.8%	50.8%
% of FP17s for Band 1 Urgent Courses	786	5,932	13.3%	8.7%	8.1%	9.1%
% of FP17s Relating to Free Repair or Replacements	19	5,932	0.3%	0.7%	0.8%	0.8%
% of FP17s Relating to Continuations	18	5,932	0.3%	0.9%	0.9%	0.9%
% of Patients satisfied with the dentistry they have received	1	1	N/A	92.9%	92.7%	92.5%
% of Patients satisfied with the time they had to wait for an appointment	1	1	N/A	87.3%	87.4%	87.0%

* This is based on patients treated on this contract for their most recent course of treatment. Figures in italics indicate the base number of FP17s or Patient Questionnaire responses are less than 100. N/A is shown where the base number of responses is less than 10 during the period. % is calculated as Quantity/Base number*100

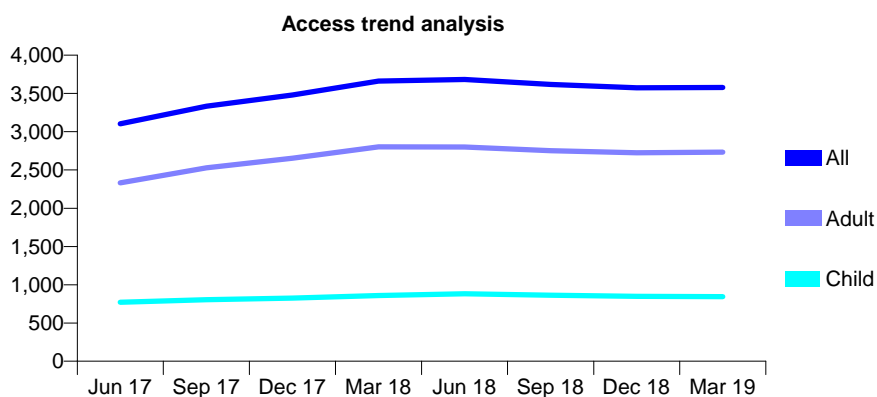
Q57 - Vital Signs At a Glance Contract Report for 100052/0000 - Year end March 2019

Name or company name	Chigwell Dental Practice
Contract type name	GDS Contract
Purpose of contract	General
Contract start date	01/04/2016
Contract end date	

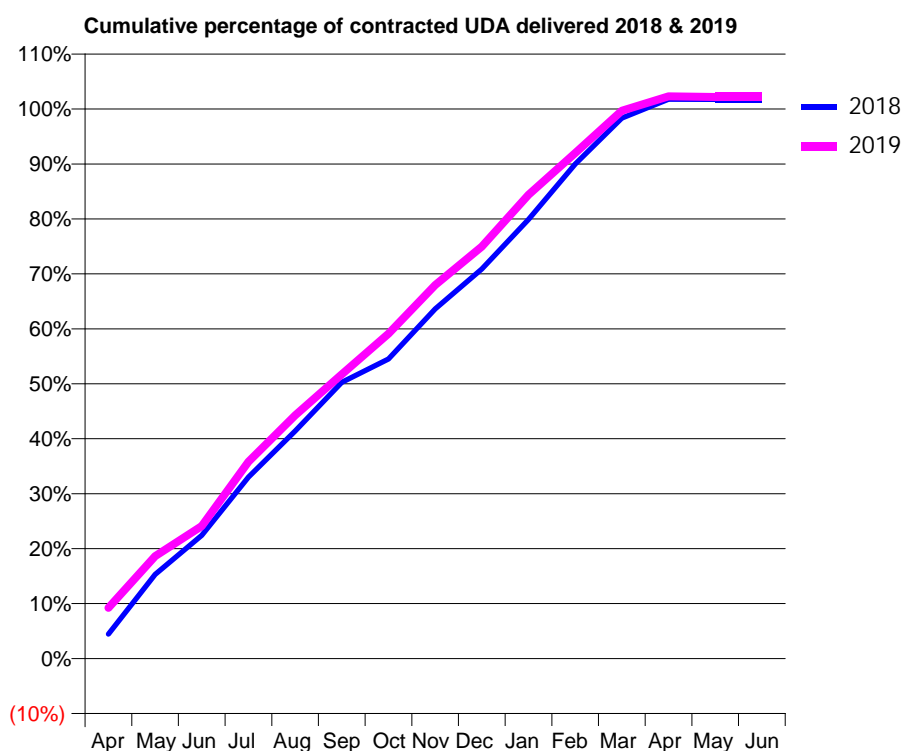
18/19 Contracted general activity (UDA)	9,244
Carry forward general activity (UDA)	-161
18/19 Contracted orthodontic activity (UOA)	0
Carry forward orthodontic activity (UOA)	0
Baseline contract value	£300,064.93

ACCESS*

Patients seen in 24 months	Total	Change since previous quarter
Quarter ending March 2018	3,662	
Quarter ending June 2018	3,682	→
Quarter ending September 2018	3,617	↓
Quarter ending December 2018	3,573	↓
Quarter ending March 2019	3,579	→
Variance since March 2018	(2.3%)	↓



ACTIVITY



Month	Adjusted Scheduled Activity (UDA)	
	2018	2019
April	411	854
May	1,417	1,724
June	2,073	2,229
July	3,053	3,309
August	3,827	4,091
September	4,646	4,781
October	5,040	5,465
November	5,881	6,282
December	6,552	6,928
January	7,385	7,800
February	8,317	8,502
March	9,092	9,213
April	9,410	9,457
May	9,405	9,445
June	9,405	9,445

QUALITY

	Quantity	Base Number	Contract	AT	Region	England
% of FP17s for the same patient ID Re-attending within 3 months - Children	49	1,131	4.3%	10.0%	11.5%	11.8%
% of FP17s for the same patient ID Re-attending within 3 months - Adults	264	3,058	8.6%	14.5%	15.2%	15.7%
% of FP17s for the same patient ID Re-attending between 3 & 9 months - Children	611	1,131	54.0%	56.7%	60.2%	58.9%
% of FP17s for the same patient ID Re-attending between 3 & 9 months - Adults	1,429	3,058	46.7%	50.0%	51.8%	50.8%
% of FP17s for Band 1 Urgent Courses	162	4,179	3.9%	8.7%	8.1%	9.1%
% of FP17s Relating to Free Repair or Replacements	34	4,179	0.8%	0.7%	0.8%	0.8%
% of FP17s Relating to Continuations	2	4,179	0.0%	0.9%	0.9%	0.9%
% of Patients satisfied with the dentistry they have received	0	0	N/A	92.9%	92.7%	92.5%
% of Patients satisfied with the time they had to wait for an appointment	0	0	N/A	87.3%	87.4%	87.0%

* This is based on patients treated on this contract for their most recent course of treatment. Figures in italics indicate the base number of FP17s or Patient Questionnaire responses are less than 100. N/A is shown where the base number of responses is less than 10 during the period. % is calculated as Quantity/Base number*100

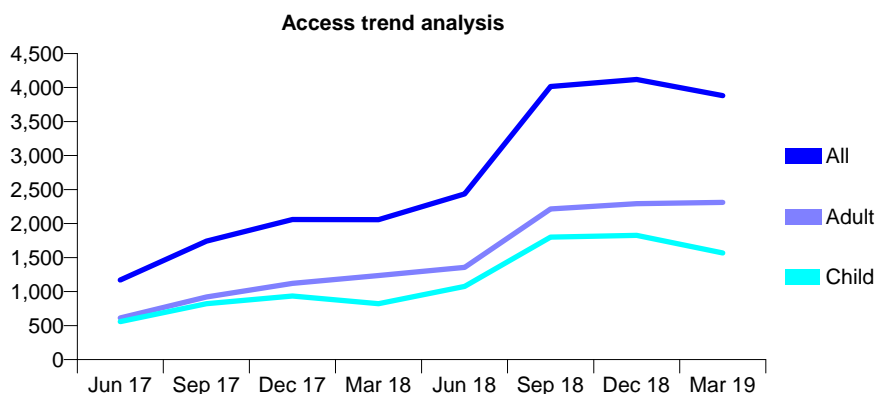
Q57 - Vital Signs At a Glance Contract Report for 100212/0000 - Year end March 2019

Name or company name	Community Dental Services - CDS CIC Ess
Contract type name	PDS Contract
Purpose of contract	General
Contract start date	01/10/2016
Contract end date	30/09/2019

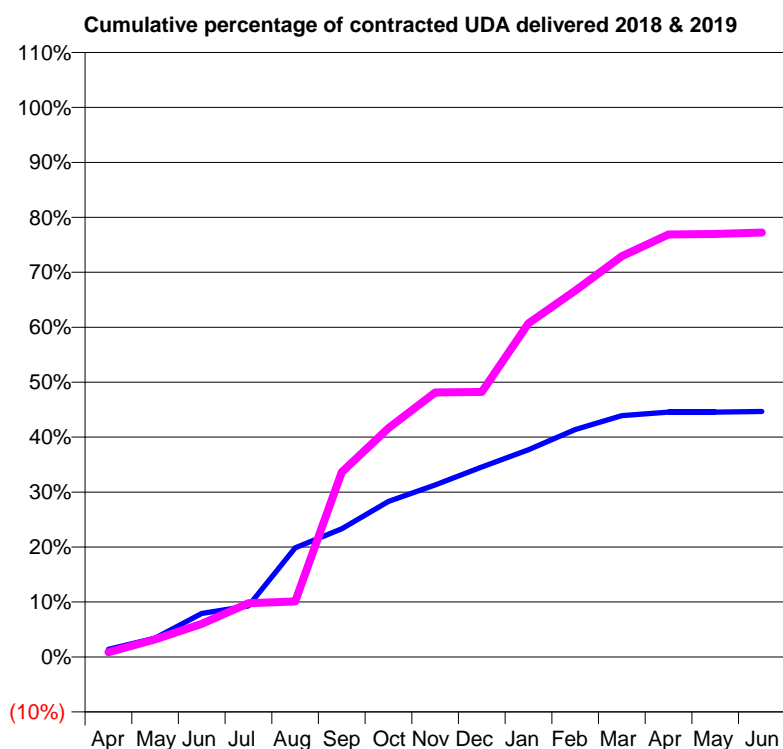
18/19 Contracted general activity (UDA)	9,775
Carry forward general activity (UDA)	0
18/19 Contracted orthodontic activity (UOA)	0
Carry forward orthodontic activity (UOA)	0
Baseline contract value	£1,522,278.34

ACCESS*

Patients seen in 24 months	Total	Change since previous quarter
Quarter ending March 2018	2,058	
Quarter ending June 2018	2,436	↑
Quarter ending September 2018	4,017	↑
Quarter ending December 2018	4,121	↑
Quarter ending March 2019	3,882	↓
Variance since March 2018	88.6%	↑



ACTIVITY



Month	Adjusted Scheduled Activity (UDA)	
	2018	2019
April	137	83
May	337	314
June	776	590
July	908	957
August	1,942	987
September	2,281	3,287
October	2,768	4,071
November	3,062	4,705
December	3,379	4,715
January	3,687	5,933
February	4,046	6,514
March	4,293	7,126
April	4,356	7,514
May	4,357	7,524
June	4,365	7,550

QUALITY

	Quantity	Base Number	Contract	AT	Region	England
% of FP17s for the same patient ID Re-attending within 3 months - Children	149	3,341	4.5%	10.0%	11.5%	11.8%
% of FP17s for the same patient ID Re-attending within 3 months - Adults	224	2,838	7.9%	14.5%	15.2%	15.7%
% of FP17s for the same patient ID Re-attending between 3 & 9 months - Children	351	3,341	10.5%	56.7%	60.2%	58.9%
% of FP17s for the same patient ID Re-attending between 3 & 9 months - Adults	605	2,838	21.3%	50.0%	51.8%	50.8%
% of FP17s for Band 1 Urgent Courses	170	4,687	3.6%	8.7%	8.1%	9.1%
% of FP17s Relating to Free Repair or Replacements	1	4,687	0.0%	0.7%	0.8%	0.8%
% of FP17s Relating to Continuations	54	4,687	1.2%	0.9%	0.9%	0.9%
% of Patients satisfied with the dentistry they have received	5	6	N/A	92.9%	92.7%	92.5%
% of Patients satisfied with the time they had to wait for an appointment	2	6	N/A	87.3%	87.4%	87.0%

* This is based on patients treated on this contract for their most recent course of treatment. Figures in italics indicate the base number of FP17s or Patient Questionnaire responses are less than 100. N/A is shown where the base number of responses is less than 10 during the period. % is calculated as Quantity/Base number*100

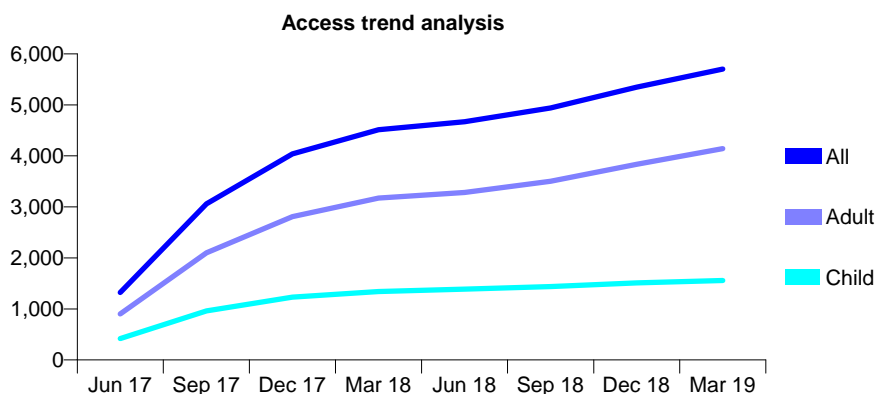
Q57 - Vital Signs At a Glance Contract Report for 100348/0000 - Year end March 2019

Name or company name	E Harunani, M Kanani & M N Harunani
Contract type name	GDS Contract
Purpose of contract	General
Contract start date	01/04/2017
Contract end date	

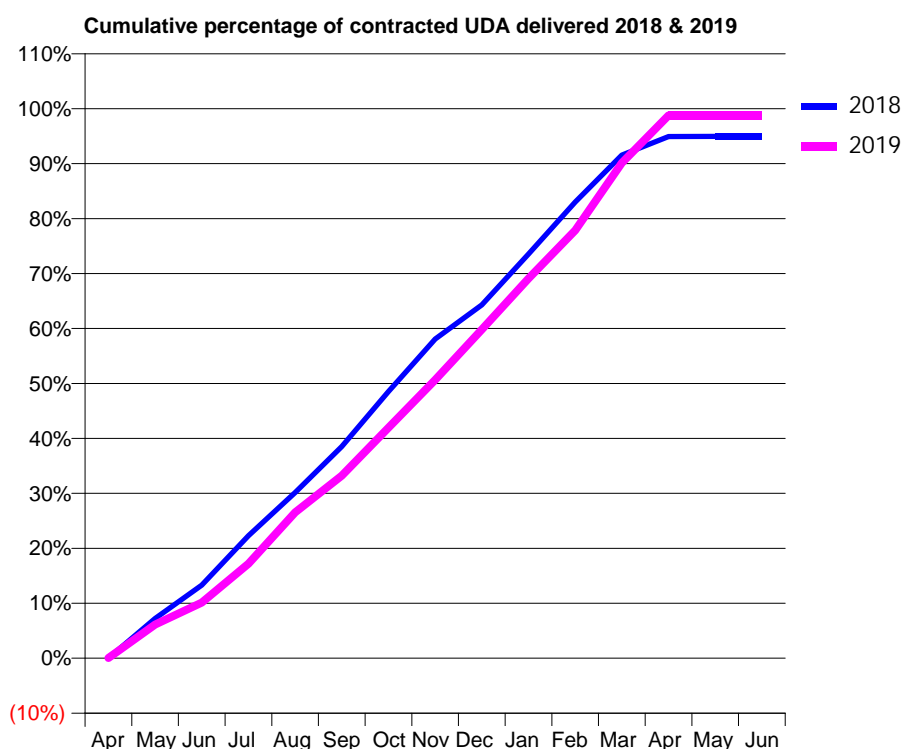
18/19 Contracted general activity (UDA)	15,247
Carry forward general activity (UDA)	326
18/19 Contracted orthodontic activity (UOA)	0
Carry forward orthodontic activity (UOA)	0
Baseline contract value	£336,005.44

ACCESS*

Patients seen in 24 months	Total	Change since previous quarter
Quarter ending March 2018	4,514	
Quarter ending June 2018	4,671	↑
Quarter ending September 2018	4,940	↑
Quarter ending December 2018	5,348	↑
Quarter ending March 2019	5,700	↑
Variance since March 2018	26.3%	↑



ACTIVITY



Month	Adjusted Scheduled Activity (UDA)	
	2018	2019
April	0	6
May	1,105	935
June	2,028	1,546
July	3,399	2,622
August	4,597	4,051
September	5,872	5,064
October	7,403	6,395
November	8,854	7,725
December	9,805	9,120
January	11,214	10,535
February	12,657	11,871
March	13,959	13,739
April	14,473	15,061
May	14,476	15,062
June	14,476	15,062

QUALITY

	Quantity	Base Number	Contract	AT	Region	England
% of FP17s for the same patient ID Re-attending within 3 months - Children	148	2,308	6.4%	10.0%	11.5%	11.8%
% of FP17s for the same patient ID Re-attending within 3 months - Adults	734	5,540	13.2%	14.5%	15.2%	15.7%
% of FP17s for the same patient ID Re-attending between 3 & 9 months - Children	1,435	2,308	62.2%	56.7%	60.2%	58.9%
% of FP17s for the same patient ID Re-attending between 3 & 9 months - Adults	3,115	5,540	56.2%	50.0%	51.8%	50.8%
% of FP17s for Band 1 Urgent Courses	780	8,168	9.5%	8.7%	8.1%	9.1%
% of FP17s Relating to Free Repair or Replacements	3	8,168	0.0%	0.7%	0.8%	0.8%
% of FP17s Relating to Continuations	42	8,168	0.5%	0.9%	0.9%	0.9%
% of Patients satisfied with the dentistry they have received	6	6	N/A	92.9%	92.7%	92.5%
% of Patients satisfied with the time they had to wait for an appointment	5	6	N/A	87.3%	87.4%	87.0%

* This is based on patients treated on this contract for their most recent course of treatment.

Figures in italics indicate the base number of FP17s or Patient Questionnaire responses are less than 100. N/A is shown where the base number of responses is less than 10 during the period. % is calculated as Quantity/Base number*100

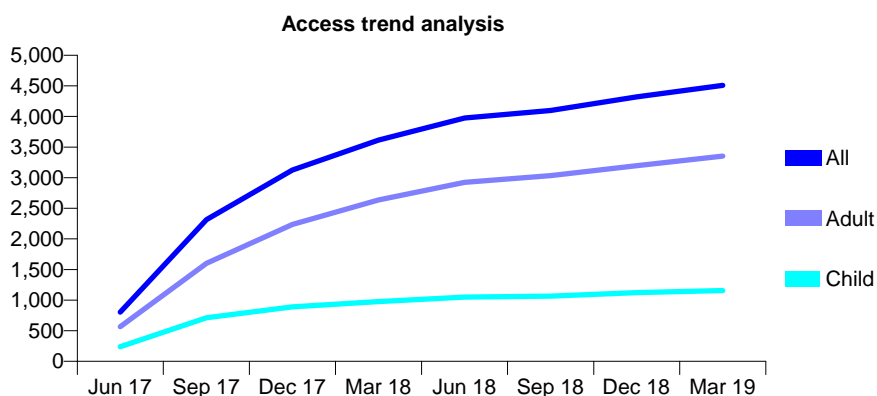
Q57 - Vital Signs At a Glance Contract Report for 100349/0000 - Year end March 2019

Name or company name	E Harunani, M Kanani & M N Harunani
Contract type name	GDS Contract
Purpose of contract	General
Contract start date	01/04/2017
Contract end date	

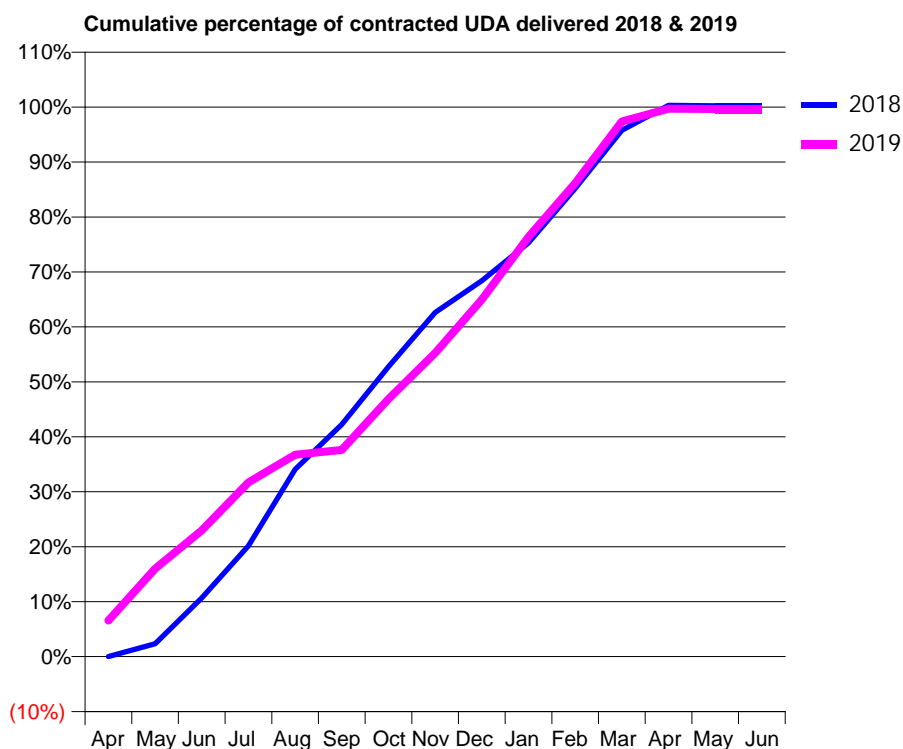
18/19 Contracted general activity (UDA)	15,247
Carry forward general activity (UDA)	-35
18/19 Contracted orthodontic activity (UOA)	0
Carry forward orthodontic activity (UOA)	0
Baseline contract value	£336,005.44

ACCESS*

Patients seen in 24 months	Total	Change since previous quarter
Quarter ending March 2018	3,614	
Quarter ending June 2018	3,975	↑
Quarter ending September 2018	4,097	↑
Quarter ending December 2018	4,320	↑
Quarter ending March 2019	4,508	↑
Variance since March 2018	24.7%	↑



ACTIVITY



Month	Adjusted Scheduled Activity (UDA)	
	2018	2019
April	0	999
May	355	2,441
June	1,630	3,501
July	3,075	4,835
August	5,197	5,599
September	6,440	5,738
October	8,047	7,145
November	9,548	8,426
December	10,429	9,902
January	11,480	11,646
February	12,987	13,139
March	14,603	14,846
April	15,293	15,201
May	15,282	15,191
June	15,282	15,191

QUALITY

	Quantity	Base Number	Contract	AT	Region	England
% of FP17s for the same patient ID Re-attending within 3 months - Children	82	1,324	6.2%	10.0%	11.5%	11.8%
% of FP17s for the same patient ID Re-attending within 3 months - Adults	564	3,644	15.5%	14.5%	15.2%	15.7%
% of FP17s for the same patient ID Re-attending between 3 & 9 months - Children	625	1,324	47.2%	56.7%	60.2%	58.9%
% of FP17s for the same patient ID Re-attending between 3 & 9 months - Adults	1,488	3,644	40.8%	50.0%	51.8%	50.8%
% of FP17s for Band 1 Urgent Courses	660	4,917	13.4%	8.7%	8.1%	9.1%
% of FP17s Relating to Free Repair or Replacements	1	4,917	0.0%	0.7%	0.8%	0.8%
% of FP17s Relating to Continuations	137	4,917	2.8%	0.9%	0.9%	0.9%
% of Patients satisfied with the dentistry they have received	3	4	N/A	92.9%	92.7%	92.5%
% of Patients satisfied with the time they had to wait for an appointment	4	4	N/A	87.3%	87.4%	87.0%

* This is based on patients treated on this contract for their most recent course of treatment. Figures in italics indicate the base number of FP17s or Patient Questionnaire responses are less than 100. N/A is shown where the base number of responses is less than 10 during the period. % is calculated as Quantity/Base number*100

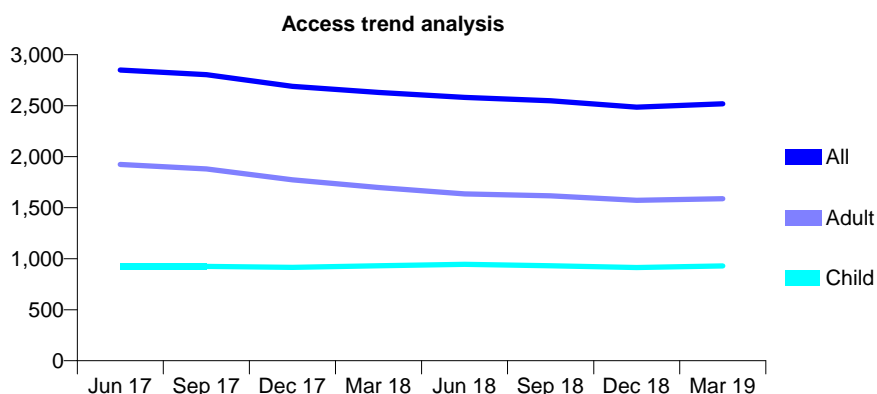
Q57 - Vital Signs At a Glance Contract Report for 101281/0151 - Year end March 2019

Name or company name	OASIS DENTAL CARE LTD
Contract type name	GDS Contract
Purpose of contract	General
Contract start date	02/04/2006
Contract end date	

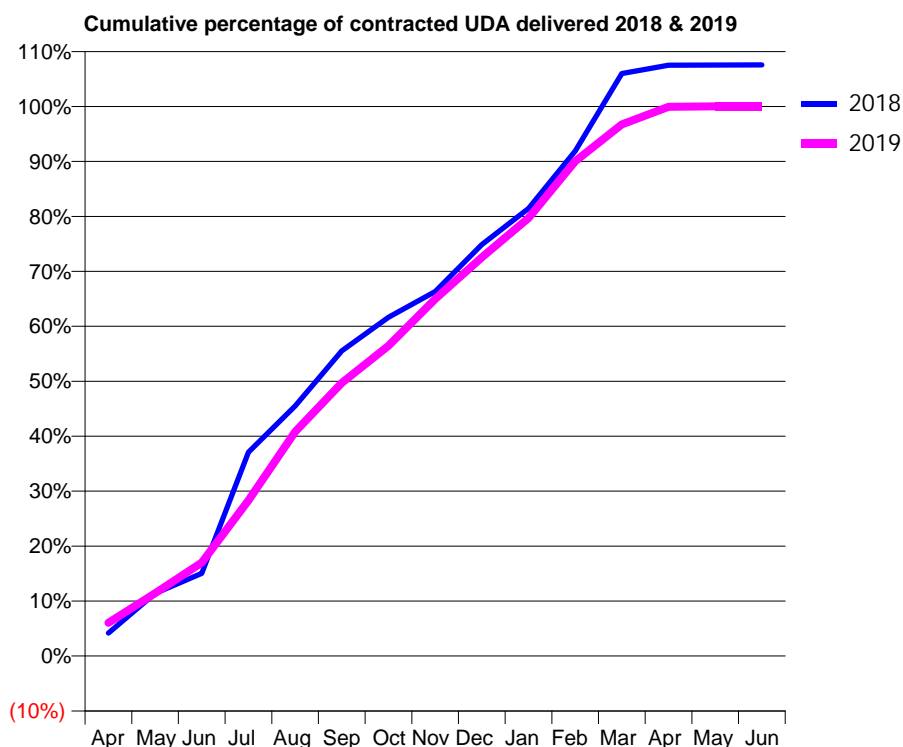
18/19 Contracted general activity (UDA)	6,594
Carry forward general activity (UDA)	-132
18/19 Contracted orthodontic activity (UOA)	0
Carry forward orthodontic activity (UOA)	0
Baseline contract value	£143,407.10

ACCESS*

Patients seen in 24 months	Total	Change since previous quarter
Quarter ending March 2018	2,629	
Quarter ending June 2018	2,581	↓
Quarter ending September 2018	2,548	↓
Quarter ending December 2018	2,486	↓
Quarter ending March 2019	2,518	→
Variance since March 2018	(4.2%)	↓



ACTIVITY



Month	Adjusted Scheduled Activity (UDA)	
	2018	2019
April	275	400
May	752	754
June	993	1,122
July	2,445	1,868
August	3,001	2,690
September	3,660	3,276
October	4,064	3,723
November	4,374	4,282
December	4,936	4,782
January	5,371	5,255
February	6,059	5,936
March	6,988	6,378
April	7,089	6,591
May	7,090	6,596
June	7,093	6,596

QUALITY

	Quantity	Base Number	Contract	AT	Region	England
% of FP17s for the same patient ID Re-attending within 3 months - Children	115	1,419	8.1%	10.0%	11.5%	11.8%
% of FP17s for the same patient ID Re-attending within 3 months - Adults	420	2,525	16.6%	14.5%	15.2%	15.7%
% of FP17s for the same patient ID Re-attending between 3 & 9 months - Children	813	1,419	57.3%	56.7%	60.2%	58.9%
% of FP17s for the same patient ID Re-attending between 3 & 9 months - Adults	1,489	2,525	59.0%	50.0%	51.8%	50.8%
% of FP17s for Band 1 Urgent Courses	334	4,002	8.3%	8.7%	8.1%	9.1%
% of FP17s Relating to Free Repair or Replacements	29	4,002	0.7%	0.7%	0.8%	0.8%
% of FP17s Relating to Continuations	66	4,002	1.6%	0.9%	0.9%	0.9%
% of Patients satisfied with the dentistry they have received	4	4	N/A	92.9%	92.7%	92.5%
% of Patients satisfied with the time they had to wait for an appointment	3	4	N/A	87.3%	87.4%	87.0%

* This is based on patients treated on this contract for their most recent course of treatment. Figures in italics indicate the base number of FP17s or Patient Questionnaire responses are less than 100. N/A is shown where the base number of responses is less than 10 during the period. % is calculated as Quantity/Base number*100

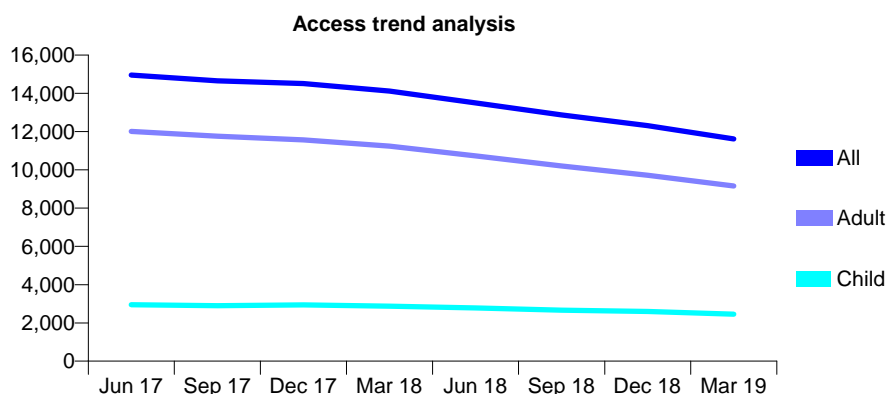
Q57 - Vital Signs At a Glance Contract Report for 101370/0036 - Year end March 2019

Name or company name	Petrie Tucker & Partners Ltd
Contract type name	GDS Contract
Purpose of contract	General
Contract start date	01/04/2006
Contract end date	

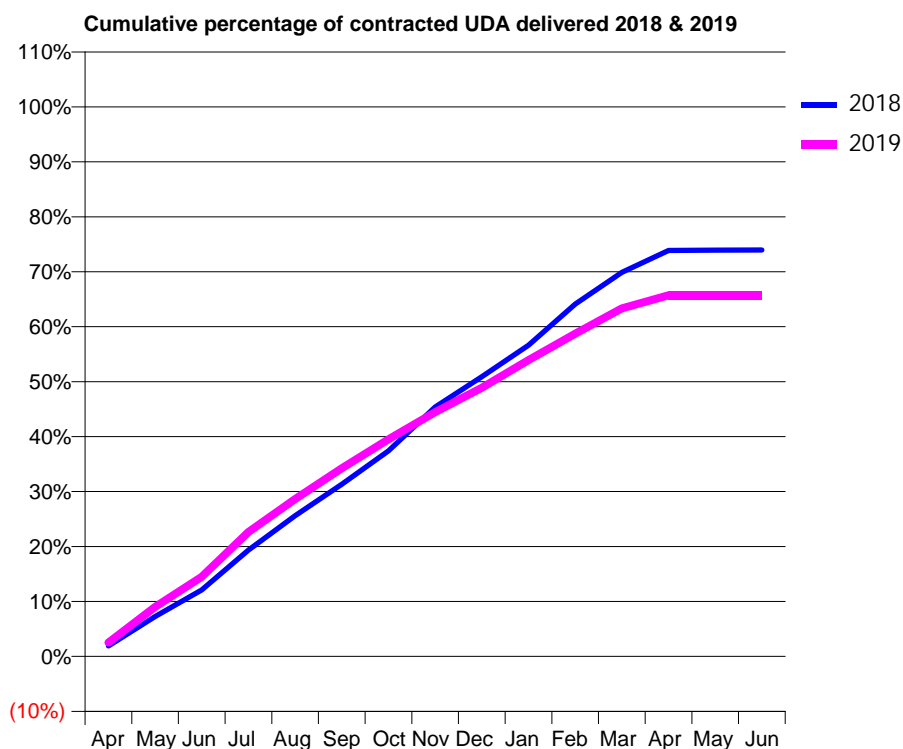
18/19 Contracted general activity (UDA)	51,815
Carry forward general activity (UDA)	0
18/19 Contracted orthodontic activity (UOA)	0
Carry forward orthodontic activity (UOA)	0
Baseline contract value	£1,274,526.87

ACCESS*

Patients seen in 24 months	Total	Change since previous quarter
Quarter ending March 2018	14,118	
Quarter ending June 2018	13,503	↓
Quarter ending September 2018	12,872	↓
Quarter ending December 2018	12,310	↓
Quarter ending March 2019	11,621	↓
Variance since March 2018	(17.7%)	↓



ACTIVITY



Month	Adjusted Scheduled Activity (UDA)	
	2018	2019
April	1,077	1,295
May	4,130	4,675
June	6,873	7,511
July	10,990	11,736
August	14,551	14,844
September	17,788	17,733
October	21,257	20,463
November	25,785	23,039
December	28,922	25,336
January	32,168	27,943
February	36,429	30,425
March	39,704	32,813
April	41,974	34,050
May	42,000	34,056
June	42,011	34,055

QUALITY

	Quantity	Base Number	Contract	AT	Region	England
% of FP17s for the same patient ID Re-attending within 3 months - Children	139	2,902	4.8%	10.0%	11.5%	11.8%
% of FP17s for the same patient ID Re-attending within 3 months - Adults	1,528	9,972	15.3%	14.5%	15.2%	15.7%
% of FP17s for the same patient ID Re-attending between 3 & 9 months - Children	1,609	2,902	55.4%	56.7%	60.2%	58.9%
% of FP17s for the same patient ID Re-attending between 3 & 9 months - Adults	4,137	9,972	41.5%	50.0%	51.8%	50.8%
% of FP17s for Band 1 Urgent Courses	991	12,692	7.8%	8.7%	8.1%	9.1%
% of FP17s Relating to Free Repair or Replacements	68	12,692	0.5%	0.7%	0.8%	0.8%
% of FP17s Relating to Continuations	273	12,692	2.2%	0.9%	0.9%	0.9%
% of Patients satisfied with the dentistry they have received	4	4	N/A	92.9%	92.7%	92.5%
% of Patients satisfied with the time they had to wait for an appointment	3	4	N/A	87.3%	87.4%	87.0%

* This is based on patients treated on this contract for their most recent course of treatment. Figures in italics indicate the base number of FP17s or Patient Questionnaire responses are less than 100. N/A is shown where the base number of responses is less than 10 during the period. % is calculated as Quantity/Base number*100

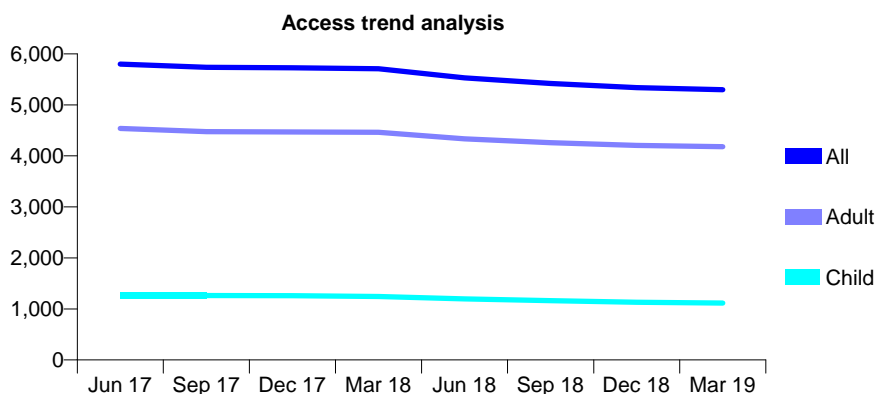
Q57 - Vital Signs At a Glance Contract Report for 101370/0098 - Year end March 2019

Name or company name	Du Toit and BurgerPartnership Ltd (Harwic
Contract type name	GDS Contract
Purpose of contract	General and Orthodontic
Contract start date	01/04/2007
Contract end date	

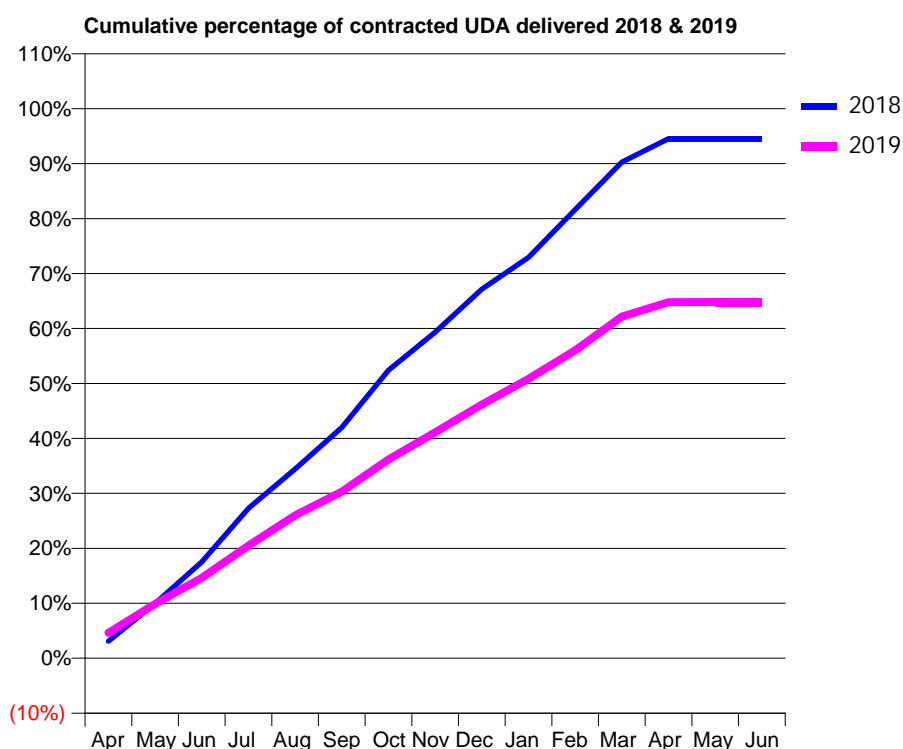
18/19 Contracted general activity (UDA)	19,884
Carry forward general activity (UDA)	0
18/19 Contracted orthodontic activity (UOA)	1,265
Carry forward orthodontic activity (UOA)	0
Baseline contract value	£677,504.69

ACCESS*

Patients seen in 24 months	Total	Change since previous quarter
Quarter ending March 2018	5,708	
Quarter ending June 2018	5,530	↓
Quarter ending September 2018	5,422	↓
Quarter ending December 2018	5,336	↓
Quarter ending March 2019	5,298	→
Variance since March 2018	(7.2%)	↓



ACTIVITY



Month	Adjusted Scheduled Activity (UDA)	
	2018	2019
April	615	918
May	1,984	1,967
June	3,481	2,903
July	5,422	4,076
August	6,852	5,170
September	8,348	6,023
October	10,421	7,194
November	11,799	8,171
December	13,349	9,174
January	14,501	10,104
February	16,235	11,139
March	17,950	12,358
April	18,803	12,881
May	18,803	12,887
June	18,803	12,887

QUALITY

	Quantity	Base Number	Contract	AT	Region	England
% of FP17s for the same patient ID Re-attending within 3 months - Children	166	1,433	11.6%	10.0%	11.5%	11.8%
% of FP17s for the same patient ID Re-attending within 3 months - Adults	669	4,759	14.1%	14.5%	15.2%	15.7%
% of FP17s for the same patient ID Re-attending between 3 & 9 months - Children	826	1,433	57.6%	56.7%	60.2%	58.9%
% of FP17s for the same patient ID Re-attending between 3 & 9 months - Adults	2,103	4,759	44.2%	50.0%	51.8%	50.8%
% of FP17s for Band 1 Urgent Courses	705	6,042	11.7%	8.7%	8.1%	9.1%
% of FP17s Relating to Free Repair or Replacements	33	6,042	0.5%	0.7%	0.8%	0.8%
% of FP17s Relating to Continuations	118	6,042	2.0%	0.9%	0.9%	0.9%
% of Patients satisfied with the dentistry they have received	3	3	N/A	92.9%	92.7%	92.5%
% of Patients satisfied with the time they had to wait for an appointment	3	3	N/A	87.3%	87.4%	87.0%

* This is based on patients treated on this contract for their most recent course of treatment. Figures in italics indicate the base number of FP17s or Patient Questionnaire responses are less than 100. N/A is shown where the base number of responses is less than 10 during the period. % is calculated as Quantity/Base number*100

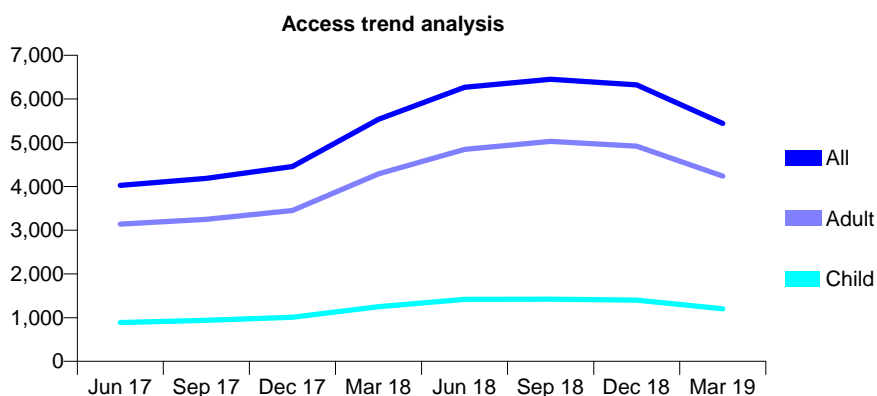
Q57 - Vital Signs At a Glance Contract Report for 104361/0001 - Year end March 2019

Name or company name	Chelmsford Partnership
Contract type name	GDS Contract
Purpose of contract	General
Contract start date	01/02/2013
Contract end date	

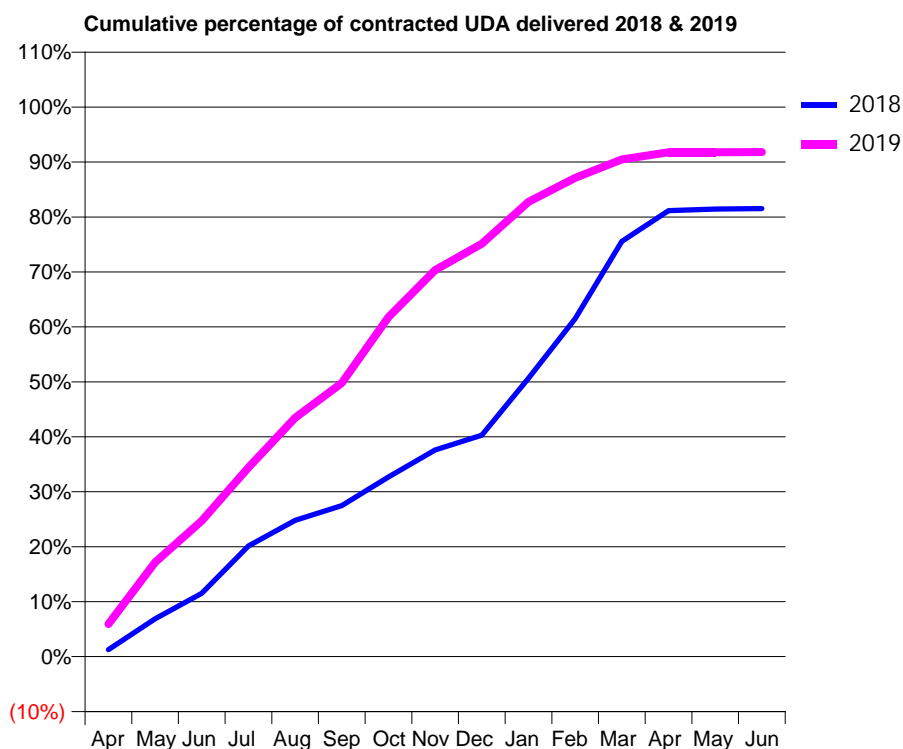
18/19 Contracted general activity (UDA)	15,400
Carry forward general activity (UDA)	0
18/19 Contracted orthodontic activity (UOA)	0
Carry forward orthodontic activity (UOA)	0
Baseline contract value	£434,766.28

ACCESS*

Patients seen in 24 months	Total	Change since previous quarter
Quarter ending March 2018	5,534	
Quarter ending June 2018	6,268	↑
Quarter ending September 2018	6,452	↑
Quarter ending December 2018	6,320	↓
Quarter ending March 2019	5,440	↓
Variance since March 2018	(1.7%)	↓



ACTIVITY



Month	Adjusted Scheduled Activity (UDA)	
	2018	2019
April	197	914
May	1,065	2,643
June	1,773	3,808
July	3,103	5,298
August	3,816	6,696
September	4,233	7,666
October	5,037	9,514
November	5,790	10,833
December	6,206	11,569
January	7,801	12,745
February	9,476	13,414
March	11,634	13,930
April	12,498	14,130
May	12,542	14,134
June	12,556	14,141

QUALITY

	Quantity	Base Number	Contract	AT	Region	England
% of FP17s for the same patient ID Re-attending within 3 months - Children	123	1,836	6.7%	10.0%	11.5%	11.8%
% of FP17s for the same patient ID Re-attending within 3 months - Adults	762	6,225	12.2%	14.5%	15.2%	15.7%
% of FP17s for the same patient ID Re-attending between 3 & 9 months - Children	780	1,836	42.5%	56.7%	60.2%	58.9%
% of FP17s for the same patient ID Re-attending between 3 & 9 months - Adults	2,502	6,225	40.2%	50.0%	51.8%	50.8%
% of FP17s for Band 1 Urgent Courses	1,084	7,732	14.0%	8.7%	8.1%	9.1%
% of FP17s Relating to Free Repair or Replacements	96	7,732	1.2%	0.7%	0.8%	0.8%
% of FP17s Relating to Continuations	59	7,732	0.8%	0.9%	0.9%	0.9%
% of Patients satisfied with the dentistry they have received	3	3	N/A	92.9%	92.7%	92.5%
% of Patients satisfied with the time they had to wait for an appointment	3	3	N/A	87.3%	87.4%	87.0%

* This is based on patients treated on this contract for their most recent course of treatment. Figures in italics indicate the base number of FP17s or Patient Questionnaire responses are less than 100. N/A is shown where the base number of responses is less than 10 during the period. % is calculated as Quantity/Base number*100

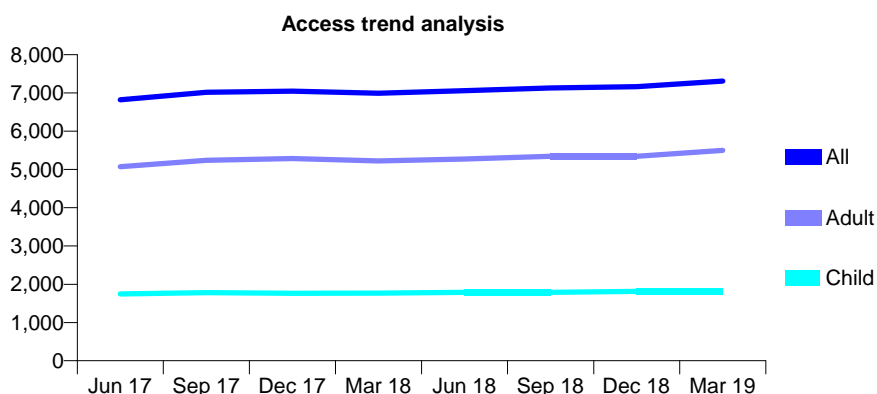
Q57 - Vital Signs At a Glance Contract Report for 104558/0001 - Year end March 2019

Name or company name	Broadway Dental Clinic
Contract type name	GDS Contract
Purpose of contract	General
Contract start date	01/07/2011
Contract end date	

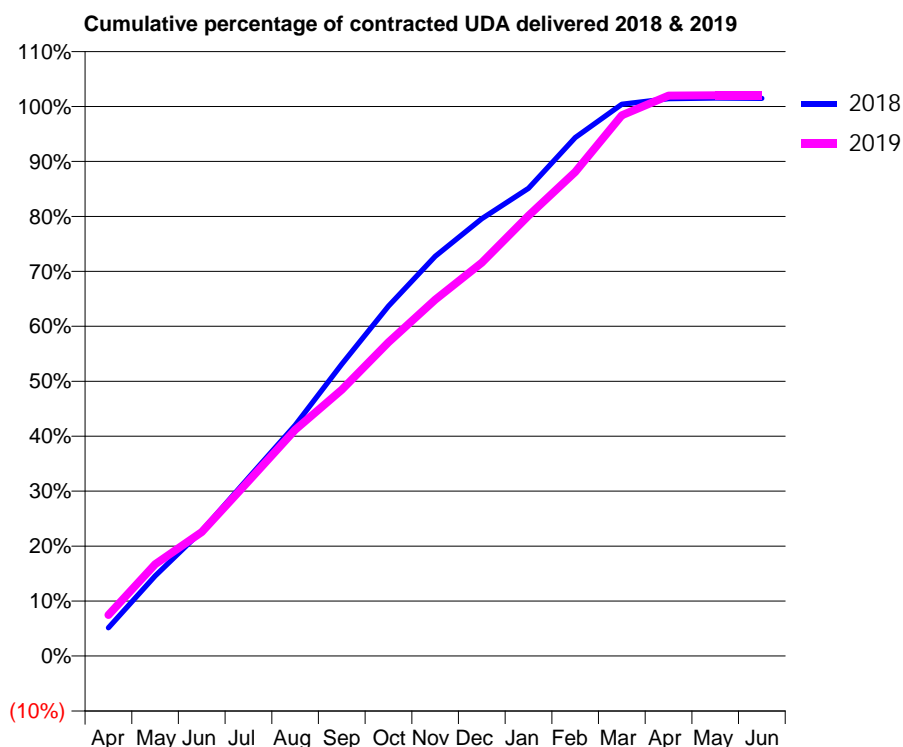
18/19 Contracted general activity (UDA)	17,402
Carry forward general activity (UDA)	-258
18/19 Contracted orthodontic activity (UOA)	0
Carry forward orthodontic activity (UOA)	0
Baseline contract value	£507,319.00

ACCESS*

Patients seen in 24 months	Total	Change since previous quarter
Quarter ending March 2018	6,990	
Quarter ending June 2018	7,058	→
Quarter ending September 2018	7,129	→
Quarter ending December 2018	7,163	→
Quarter ending March 2019	7,312	↑
Variance since March 2018	4.6%	↑



ACTIVITY



Month	Adjusted Scheduled Activity (UDA)	
	2018	2019
April	899	1,299
May	2,534	2,907
June	3,962	3,925
July	5,642	5,539
August	7,311	7,164
September	9,242	8,433
October	11,082	9,935
November	12,658	11,280
December	13,849	12,457
January	14,810	13,945
February	16,416	15,326
March	17,471	17,123
April	17,650	17,742
May	17,673	17,756
June	17,660	17,755

QUALITY

	Quantity	Base Number	Contract	AT	Region	England
% of FP17s for the same patient ID Re-attending within 3 months - Children	123	2,408	5.1%	10.0%	11.5%	11.8%
% of FP17s for the same patient ID Re-attending within 3 months - Adults	593	6,479	9.2%	14.5%	15.2%	15.7%
% of FP17s for the same patient ID Re-attending between 3 & 9 months - Children	1,272	2,408	52.8%	56.7%	60.2%	58.9%
% of FP17s for the same patient ID Re-attending between 3 & 9 months - Adults	3,160	6,479	48.8%	50.0%	51.8%	50.8%
% of FP17s for Band 1 Urgent Courses	496	8,426	5.9%	8.7%	8.1%	9.1%
% of FP17s Relating to Free Repair or Replacements	98	8,426	1.2%	0.7%	0.8%	0.8%
% of FP17s Relating to Continuations	30	8,426	0.4%	0.9%	0.9%	0.9%
% of Patients satisfied with the dentistry they have received	3	3	N/A	92.9%	92.7%	92.5%
% of Patients satisfied with the time they had to wait for an appointment	3	3	N/A	87.3%	87.4%	87.0%

* This is based on patients treated on this contract for their most recent course of treatment. Figures in italics indicate the base number of FP17s or Patient Questionnaire responses are less than 100. N/A is shown where the base number of responses is less than 10 during the period. % is calculated as Quantity/Base number*100

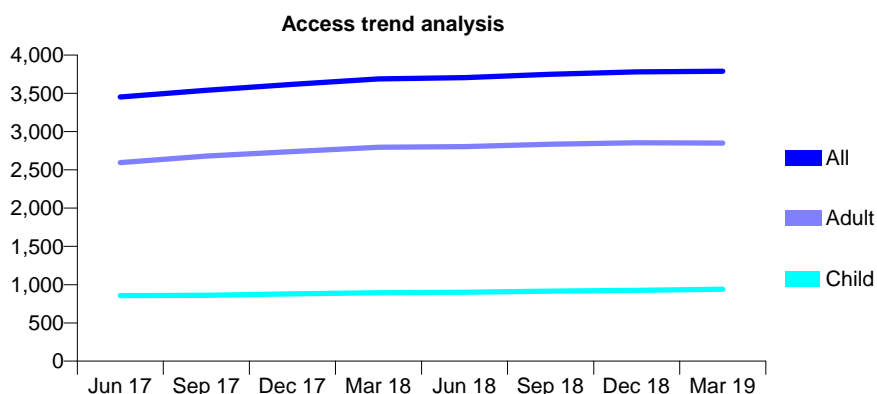
Q57 - Vital Signs At a Glance Contract Report for 104590/0001 - Year end March 2019

Name or company name	Mr H Du Preez & Miss C Fernando
Contract type name	GDS Contract
Purpose of contract	General
Contract start date	01/04/2011
Contract end date	

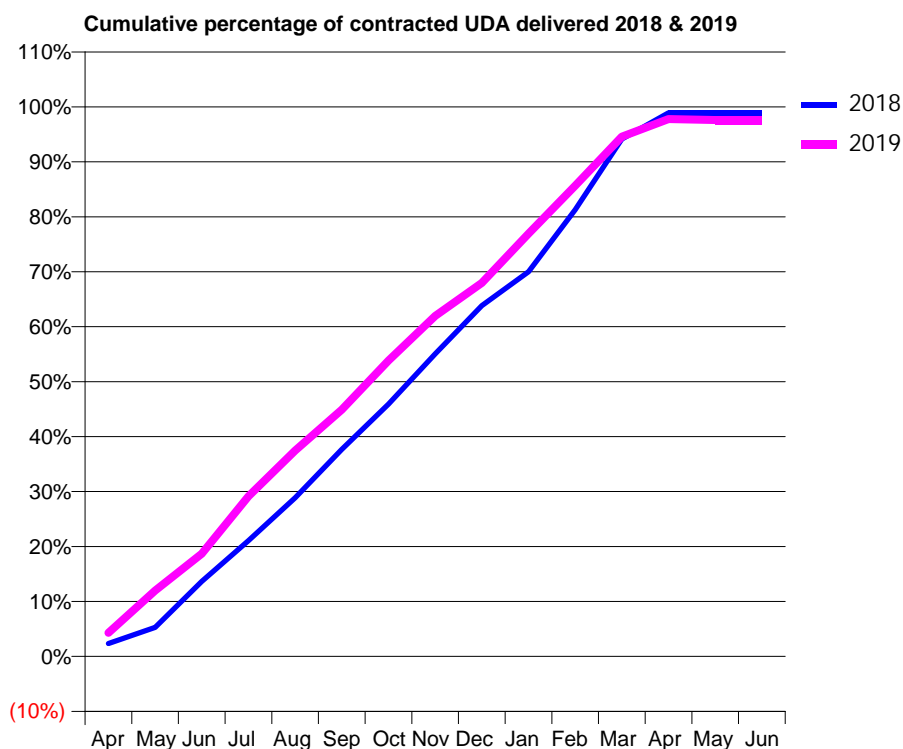
18/19 Contracted general activity (UDA)	12,031
Carry forward general activity (UDA)	130
18/19 Contracted orthodontic activity (UOA)	0
Carry forward orthodontic activity (UOA)	0
Baseline contract value	£377,161.49

ACCESS*

Patients seen in 24 months	Total	Change since previous quarter
Quarter ending March 2018	3,689	
Quarter ending June 2018	3,704	→
Quarter ending September 2018	3,750	→
Quarter ending December 2018	3,779	→
Quarter ending March 2019	3,789	→
Variance since March 2018	2.7%	↑



ACTIVITY



Month	Adjusted Scheduled Activity (UDA)	
	2018	2019
April	281	518
May	636	1,440
June	1,643	2,247
July	2,536	3,504
August	3,472	4,508
September	4,531	5,400
October	5,522	6,477
November	6,622	7,454
December	7,678	8,176
January	8,421	9,256
February	9,781	10,306
March	11,325	11,378
April	11,902	11,763
May	11,902	11,740
June	11,901	11,740

QUALITY

	Quantity	Base Number	Contract	AT	Region	England
% of FP17s for the same patient ID Re-attending within 3 months - Children	82	1,494	5.5%	10.0%	11.5%	11.8%
% of FP17s for the same patient ID Re-attending within 3 months - Adults	434	4,100	10.6%	14.5%	15.2%	15.7%
% of FP17s for the same patient ID Re-attending between 3 & 9 months - Children	1,000	1,494	66.9%	56.7%	60.2%	58.9%
% of FP17s for the same patient ID Re-attending between 3 & 9 months - Adults	2,449	4,100	59.7%	50.0%	51.8%	50.8%
% of FP17s for Band 1 Urgent Courses	365	5,513	6.6%	8.7%	8.1%	9.1%
% of FP17s Relating to Free Repair or Replacements	38	5,513	0.7%	0.7%	0.8%	0.8%
% of FP17s Relating to Continuations	12	5,513	0.2%	0.9%	0.9%	0.9%
% of Patients satisfied with the dentistry they have received	1	1	N/A	92.9%	92.7%	92.5%
% of Patients satisfied with the time they had to wait for an appointment	1	1	N/A	87.3%	87.4%	87.0%

* This is based on patients treated on this contract for their most recent course of treatment. Figures in italics indicate the base number of FP17s or Patient Questionnaire responses are less than 100. N/A is shown where the base number of responses is less than 10 during the period. % is calculated as Quantity/Base number*100

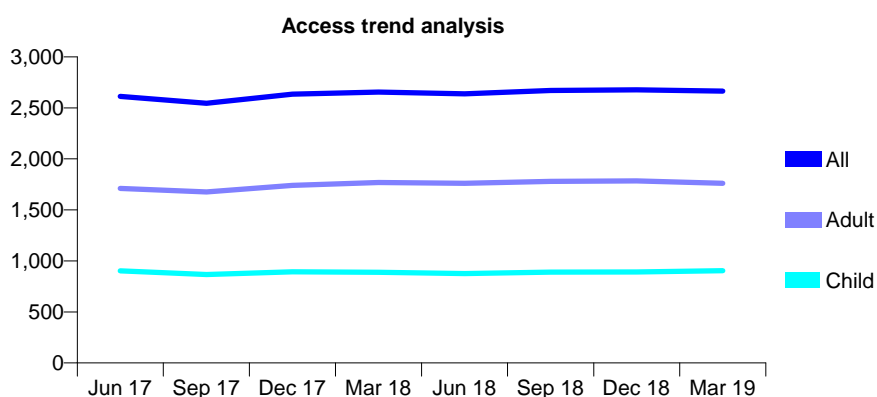
Q57 - Vital Signs At a Glance Contract Report for 105570/0001 - Year end March 2019

Name or company name	Ramsay and Sud
Contract type name	GDS Contract
Purpose of contract	General
Contract start date	01/04/2006
Contract end date	

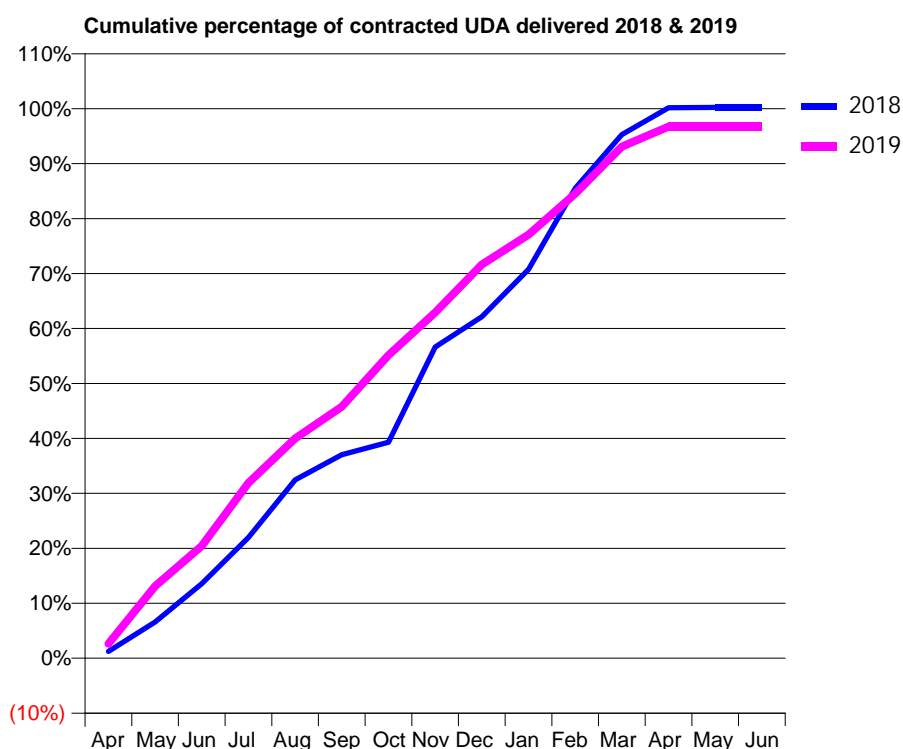
18/19 Contracted general activity (UDA)	8,500
Carry forward general activity (UDA)	-19
18/19 Contracted orthodontic activity (UOA)	0
Carry forward orthodontic activity (UOA)	0
Baseline contract value	£216,700.71

ACCESS*

Patients seen in 24 months	Total	Change since previous quarter
Quarter ending March 2018	2,656	
Quarter ending June 2018	2,637	→
Quarter ending September 2018	2,670	→
Quarter ending December 2018	2,677	→
Quarter ending March 2019	2,665	→
Variance since March 2018	0.3%	→



ACTIVITY



Month	Adjusted Scheduled Activity (UDA)	
	2018	2019
April	106	225
May	560	1,115
June	1,152	1,739
July	1,868	2,712
August	2,760	3,401
September	3,150	3,890
October	3,341	4,687
November	4,814	5,347
December	5,282	6,089
January	6,014	6,549
February	7,270	7,185
March	8,100	7,911
April	8,513	8,220
May	8,519	8,220
June	8,519	8,220

QUALITY

	Quantity	Base Number	Contract	AT	Region	England
% of FP17s for the same patient ID Re-attending within 3 months - Children	76	1,112	6.8%	10.0%	11.5%	11.8%
% of FP17s for the same patient ID Re-attending within 3 months - Adults	445	2,099	21.2%	14.5%	15.2%	15.7%
% of FP17s for the same patient ID Re-attending between 3 & 9 months - Children	503	1,112	45.2%	56.7%	60.2%	58.9%
% of FP17s for the same patient ID Re-attending between 3 & 9 months - Adults	832	2,099	39.6%	50.0%	51.8%	50.8%
% of FP17s for Band 1 Urgent Courses	235	3,151	7.5%	8.7%	8.1%	9.1%
% of FP17s Relating to Free Repair or Replacements	35	3,151	1.1%	0.7%	0.8%	0.8%
% of FP17s Relating to Continuations	157	3,151	5.0%	0.9%	0.9%	0.9%
% of Patients satisfied with the dentistry they have received	0	0	N/A	92.9%	92.7%	92.5%
% of Patients satisfied with the time they had to wait for an appointment	0	0	N/A	87.3%	87.4%	87.0%

* This is based on patients treated on this contract for their most recent course of treatment. Figures in italics indicate the base number of FP17s or Patient Questionnaire responses are less than 100. N/A is shown where the base number of responses is less than 10 during the period. % is calculated as Quantity/Base number*100

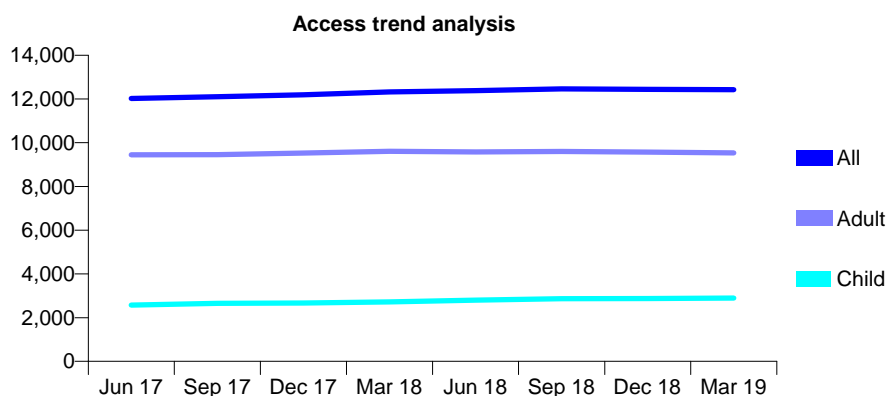
Q57 - Vital Signs At a Glance Contract Report for 107204/0001 - Year end March 2019

Name or company name	A F Clough & T N Clough
Contract type name	GDS Contract
Purpose of contract	General
Contract start date	01/03/2008
Contract end date	

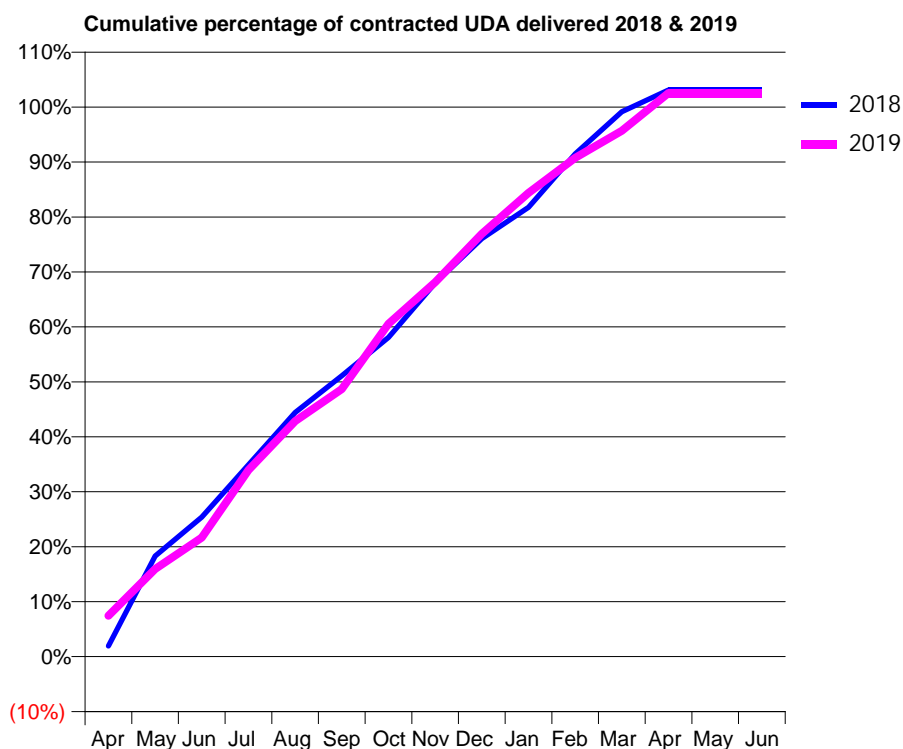
18/19 Contracted general activity (UDA)	29,583
Carry forward general activity (UDA)	-592
18/19 Contracted orthodontic activity (UOA)	0
Carry forward orthodontic activity (UOA)	0
Baseline contract value	£859,501.84

ACCESS*

Patients seen in 24 months	Total	Change since previous quarter
Quarter ending March 2018	12,328	
Quarter ending June 2018	12,380	→
Quarter ending September 2018	12,466	→
Quarter ending December 2018	12,442	→
Quarter ending March 2019	12,426	→
Variance since March 2018	0.8%	→



ACTIVITY



Month	Adjusted Scheduled Activity (UDA)	
	2018	2019
April	569	2,202
May	5,419	4,722
June	7,508	6,407
July	10,327	10,039
August	13,143	12,671
September	15,118	14,403
October	17,183	17,914
November	20,110	20,155
December	22,506	22,757
January	24,188	24,963
February	27,071	26,851
March	29,331	28,303
April	30,500	30,335
May	30,500	30,342
June	30,498	30,331

QUALITY

	Quantity	Base Number	Contract	AT	Region	England
% of FP17s for the same patient ID Re-attending within 3 months - Children	291	4,170	7.0%	10.0%	11.5%	11.8%
% of FP17s for the same patient ID Re-attending within 3 months - Adults	1,819	12,469	14.6%	14.5%	15.2%	15.7%
% of FP17s for the same patient ID Re-attending between 3 & 9 months - Children	2,548	4,170	61.1%	56.7%	60.2%	58.9%
% of FP17s for the same patient ID Re-attending between 3 & 9 months - Adults	6,431	12,469	51.6%	50.0%	51.8%	50.8%
% of FP17s for Band 1 Urgent Courses	1,890	17,099	11.1%	8.7%	8.1%	9.1%
% of FP17s Relating to Free Repair or Replacements	245	17,099	1.4%	0.7%	0.8%	0.8%
% of FP17s Relating to Continuations	133	17,099	0.8%	0.9%	0.9%	0.9%
% of Patients satisfied with the dentistry they have received	8	8	N/A	92.9%	92.7%	92.5%
% of Patients satisfied with the time they had to wait for an appointment	8	8	N/A	87.3%	87.4%	87.0%

* This is based on patients treated on this contract for their most recent course of treatment. Figures in italics indicate the base number of FP17s or Patient Questionnaire responses are less than 100. N/A is shown where the base number of responses is less than 10 during the period. % is calculated as Quantity/Base number*100

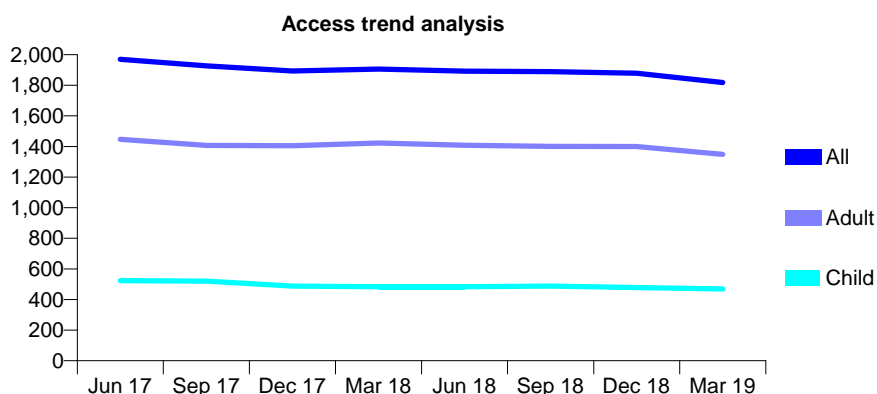
Q57 - Vital Signs At a Glance Contract Report for 108790/0001 - Year end March 2019

Name or company name	Alexander Dental Practice
Contract type name	GDS Contract
Purpose of contract	General
Contract start date	01/09/2010
Contract end date	

18/19 Contracted general activity (UDA)	5,000
Carry forward general activity (UDA)	51
18/19 Contracted orthodontic activity (UOA)	0
Carry forward orthodontic activity (UOA)	0
Baseline contract value	£144,698.36

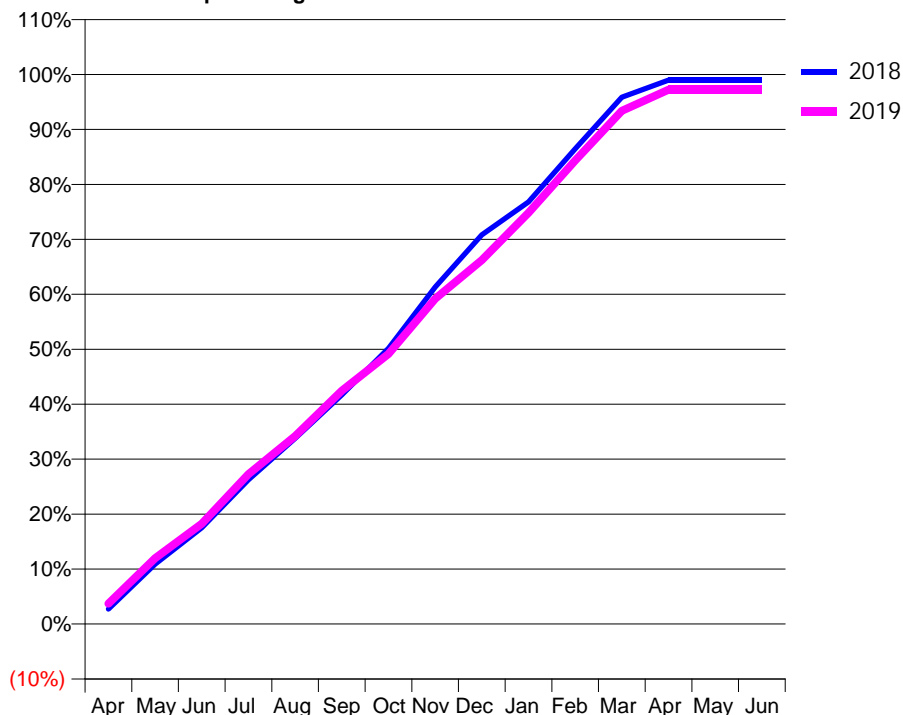
ACCESS*

Patients seen in 24 months	Total	Change since previous quarter
Quarter ending March 2018	1,906	
Quarter ending June 2018	1,892	→
Quarter ending September 2018	1,889	→
Quarter ending December 2018	1,878	→
Quarter ending March 2019	1,818	↓
Variance since March 2018	(4.6%)	↓



ACTIVITY

Cumulative percentage of contracted UDA delivered 2018 & 2019



Month	Adjusted Scheduled Activity (UDA)	
	2018	2019
April	137	187
May	546	598
June	876	912
July	1,314	1,363
August	1,690	1,710
September	2,085	2,123
October	2,508	2,458
November	3,066	2,960
December	3,540	3,311
January	3,841	3,741
February	4,323	4,218
March	4,794	4,670
April	4,949	4,861
May	4,949	4,861
June	4,949	4,861

QUALITY

	Quantity	Base Number	Contract	AT	Region	England
% of FP17s for the same patient ID Re-attending within 3 months - Children	54	545	9.9%	10.0%	11.5%	11.8%
% of FP17s for the same patient ID Re-attending within 3 months - Adults	300	1,554	19.3%	14.5%	15.2%	15.7%
% of FP17s for the same patient ID Re-attending between 3 & 9 months - Children	225	545	41.3%	56.7%	60.2%	58.9%
% of FP17s for the same patient ID Re-attending between 3 & 9 months - Adults	614	1,554	39.5%	50.0%	51.8%	50.8%
% of FP17s for Band 1 Urgent Courses	469	2,111	22.2%	8.7%	8.1%	9.1%
% of FP17s Relating to Free Repair or Replacements	0	2,111	0.0%	0.7%	0.8%	0.8%
% of FP17s Relating to Continuations	24	2,111	1.1%	0.9%	0.9%	0.9%
% of Patients satisfied with the dentistry they have received	0	1	N/A	92.9%	92.7%	92.5%
% of Patients satisfied with the time they had to wait for an appointment	1	1	N/A	87.3%	87.4%	87.0%

* This is based on patients treated on this contract for their most recent course of treatment.

Figures in italics indicate the base number of FP17s or Patient Questionnaire responses are less than 100. N/A is shown where the base number of responses is less than 10 during the period. % is calculated as Quantity/Base number*100

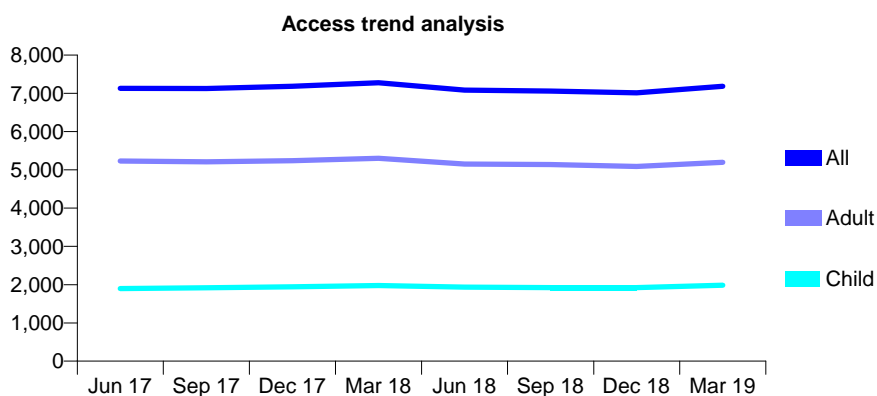
Q57 - Vital Signs At a Glance Contract Report for 109231/0001 - Year end March 2019

Name or company name	E. Harunani & M. Kanani
Contract type name	GDS Contract
Purpose of contract	General
Contract start date	01/07/2010
Contract end date	

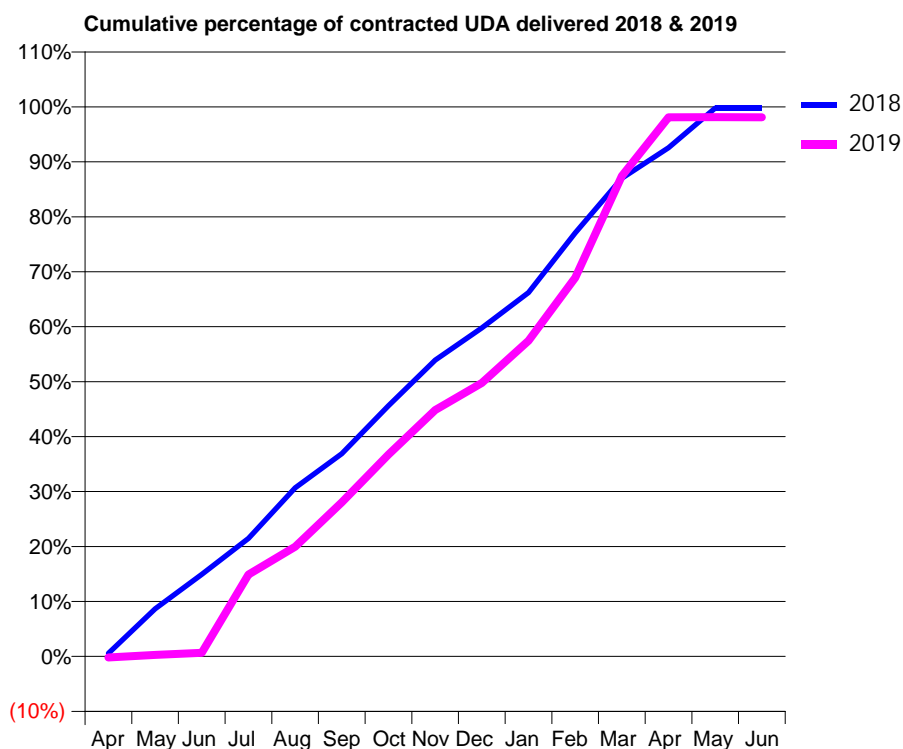
18/19 Contracted general activity (UDA)	20,850
Carry forward general activity (UDA)	44
18/19 Contracted orthodontic activity (UOA)	0
Carry forward orthodontic activity (UOA)	0
Baseline contract value	£577,086.85

ACCESS*

Patients seen in 24 months	Total	Change since previous quarter
Quarter ending March 2018	7,275	
Quarter ending June 2018	7,086	↓
Quarter ending September 2018	7,061	→
Quarter ending December 2018	7,012	→
Quarter ending March 2019	7,182	↑
Variance since March 2018	(1.3%)	↓



ACTIVITY



Month	Adjusted Scheduled Activity (UDA)	
	2018	2019
April	119	-44
May	1,811	57
June	3,115	140
July	4,482	3,103
August	6,399	4,160
September	7,693	5,845
October	9,513	7,661
November	11,244	9,350
December	12,462	10,373
January	13,803	11,981
February	16,074	14,368
March	18,141	18,225
April	19,298	20,453
May	20,806	20,457
June	20,806	20,455

QUALITY

	Quantity	Base Number	Contract	AT	Region	England
% of FP17s for the same patient ID Re-attending within 3 months - Children	180	2,664	6.8%	10.0%	11.5%	11.8%
% of FP17s for the same patient ID Re-attending within 3 months - Adults	870	6,297	13.8%	14.5%	15.2%	15.7%
% of FP17s for the same patient ID Re-attending between 3 & 9 months - Children	1,445	2,664	54.2%	56.7%	60.2%	58.9%
% of FP17s for the same patient ID Re-attending between 3 & 9 months - Adults	2,893	6,297	45.9%	50.0%	51.8%	50.8%
% of FP17s for Band 1 Urgent Courses	784	8,139	9.6%	8.7%	8.1%	9.1%
% of FP17s Relating to Free Repair or Replacements	51	8,139	0.6%	0.7%	0.8%	0.8%
% of FP17s Relating to Continuations	124	8,139	1.5%	0.9%	0.9%	0.9%
% of Patients satisfied with the dentistry they have received	3	4	N/A	92.9%	92.7%	92.5%
% of Patients satisfied with the time they had to wait for an appointment	3	4	N/A	87.3%	87.4%	87.0%

* This is based on patients treated on this contract for their most recent course of treatment. Figures in italics indicate the base number of FP17s or Patient Questionnaire responses are less than 100. N/A is shown where the base number of responses is less than 10 during the period. % is calculated as Quantity/Base number*100

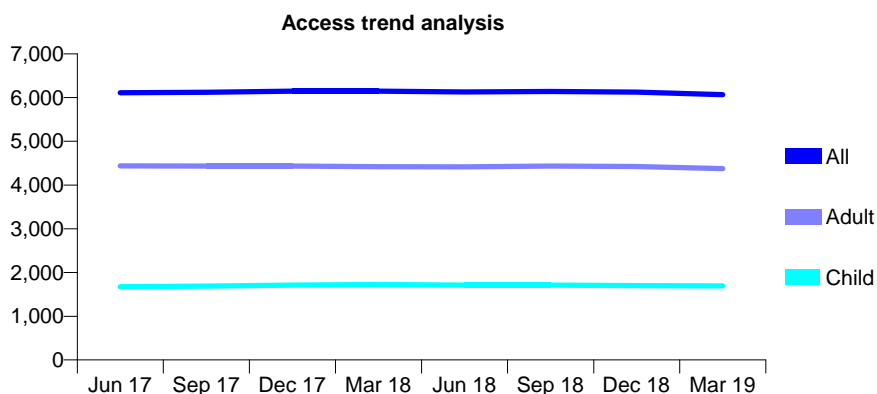
Q57 - Vital Signs At a Glance Contract Report for 109894/0001 - Year end March 2019

Name or company name	Mr T C Patel, Mrs K Patel, Mr A Patel and N
Contract type name	GDS Contract
Purpose of contract	General
Contract start date	01/05/2011
Contract end date	

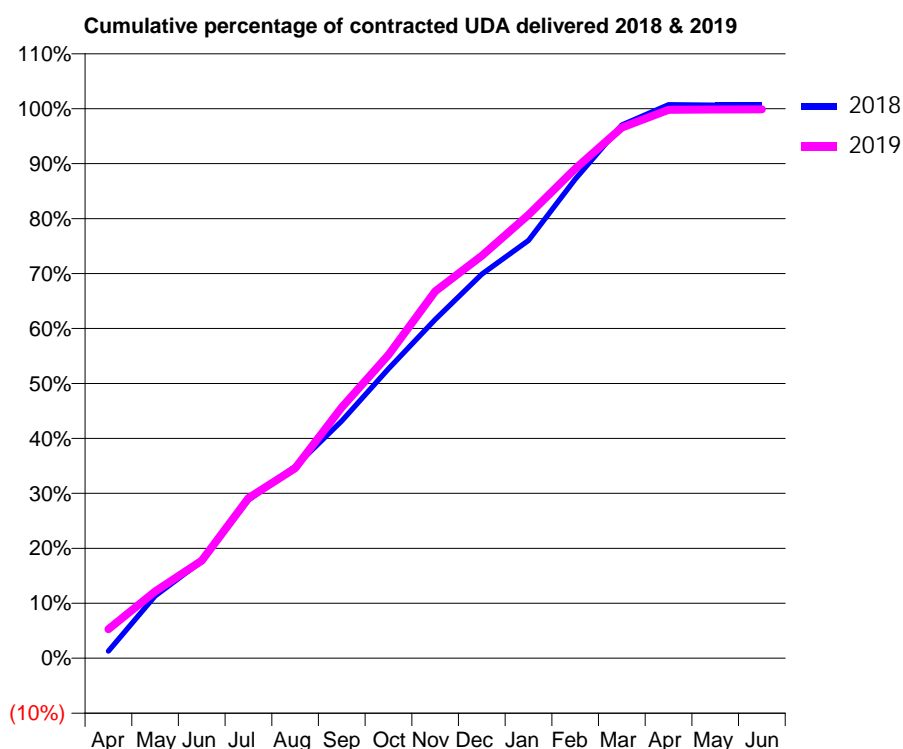
18/19 Contracted general activity (UDA)	12,494
Carry forward general activity (UDA)	-79
18/19 Contracted orthodontic activity (UOA)	0
Carry forward orthodontic activity (UOA)	0
Baseline contract value	£302,095.77

ACCESS*

Patients seen in 24 months	Total	Change since previous quarter
Quarter ending March 2018	6,146	
Quarter ending June 2018	6,128	→
Quarter ending September 2018	6,142	→
Quarter ending December 2018	6,125	→
Quarter ending March 2019	6,069	→
Variance since March 2018	(1.3%)	↓



ACTIVITY



Month	2018	2019
April	163	662
May	1,419	1,522
June	2,204	2,218
July	3,598	3,639
August	4,361	4,321
September	5,395	5,705
October	6,580	6,896
November	7,701	8,343
December	8,730	9,149
January	9,498	10,080
February	10,893	11,130
March	12,120	12,063
April	12,584	12,469
May	12,573	12,474
June	12,573	12,477

QUALITY

	Quantity	Base Number	Contract	AT	Region	England
% of FP17s for the same patient ID Re-attending within 3 months - Children	213	2,552	8.3%	10.0%	11.5%	11.8%
% of FP17s for the same patient ID Re-attending within 3 months - Adults	987	6,021	16.4%	14.5%	15.2%	15.7%
% of FP17s for the same patient ID Re-attending between 3 & 9 months - Children	1,563	2,552	61.2%	56.7%	60.2%	58.9%
% of FP17s for the same patient ID Re-attending between 3 & 9 months - Adults	3,107	6,021	51.6%	50.0%	51.8%	50.8%
% of FP17s for Band 1 Urgent Courses	842	7,210	11.7%	8.7%	8.1%	9.1%
% of FP17s Relating to Free Repair or Replacements	45	7,210	0.6%	0.7%	0.8%	0.8%
% of FP17s Relating to Continuations	4	7,210	0.1%	0.9%	0.9%	0.9%
% of Patients satisfied with the dentistry they have received	2	2	N/A	92.9%	92.7%	92.5%
% of Patients satisfied with the time they had to wait for an appointment	1	2	N/A	87.3%	87.4%	87.0%

* This is based on patients treated on this contract for their most recent course of treatment. Figures in italics indicate the base number of FP17s or Patient Questionnaire responses are less than 100. N/A is shown where the base number of responses is less than 10 during the period. % is calculated as Quantity/Base number*100

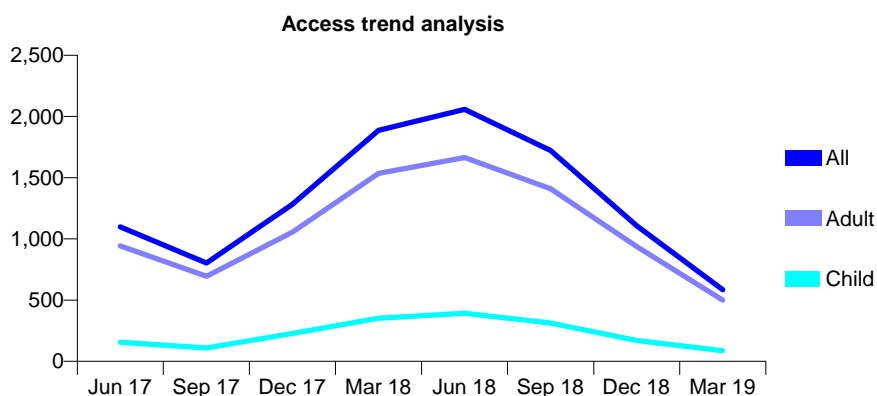
Q57 - Vital Signs At a Glance Contract Report for 109991/0001 - Year end March 2019

Name or company name	West Mersea Dental Practice
Contract type name	GDS Contract
Purpose of contract	General
Contract start date	01/03/2014
Contract end date	

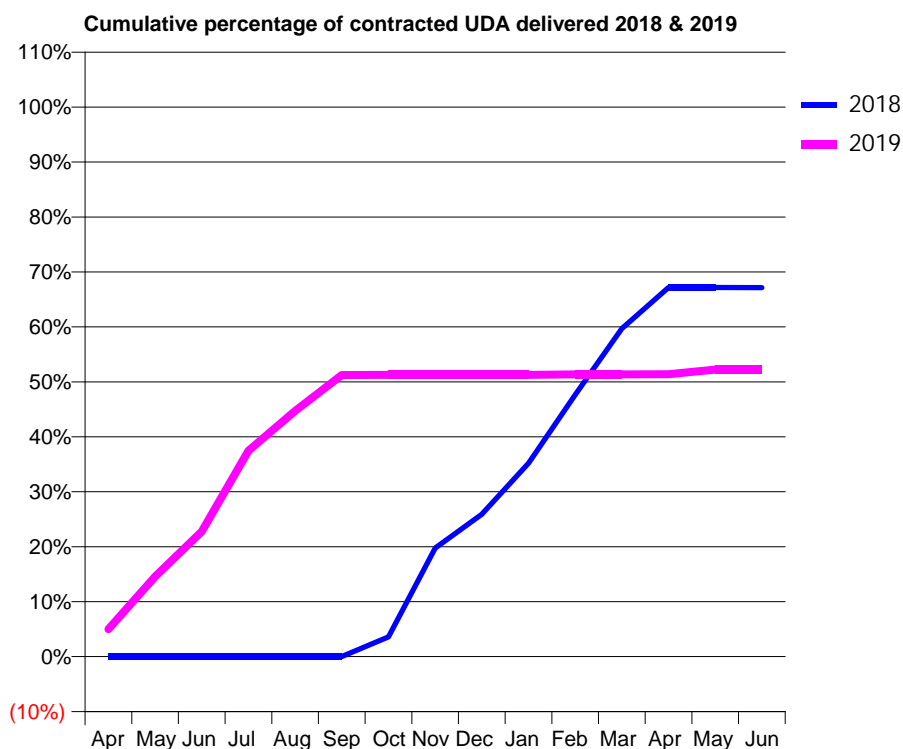
18/19 Contracted general activity (UDA)	6,975
Carry forward general activity (UDA)	0
18/19 Contracted orthodontic activity (UOA)	0
Carry forward orthodontic activity (UOA)	0
Baseline contract value	£159,349.47

ACCESS*

Patients seen in 24 months	Total	Change since previous quarter
Quarter ending March 2018	1,887	
Quarter ending June 2018	2,058	↑
Quarter ending September 2018	1,723	↓
Quarter ending December 2018	1,108	↓
Quarter ending March 2019	586	↓
Variance since March 2018	(68.9%)	↓



ACTIVITY



Month	Adjusted Scheduled Activity (UDA)	
	2018	2019
April	0	347
May	0	1,017
June	0	1,589
July	1	2,612
August	1	3,119
September	1	3,574
October	251	3,576
November	1,378	3,576
December	1,807	3,576
January	2,455	3,576
February	3,324	3,583
March	4,163	3,583
April	4,685	3,584
May	4,685	3,644
June	4,682	3,644

QUALITY

	Quantity	Base Number	Contract	AT	Region	England
% of FP17s for the same patient ID Re-attending within 3 months - Children	15	262	5.7%	10.0%	11.5%	11.8%
% of FP17s for the same patient ID Re-attending within 3 months - Adults	178	1,207	14.7%	14.5%	15.2%	15.7%
% of FP17s for the same patient ID Re-attending between 3 & 9 months - Children	133	262	50.8%	56.7%	60.2%	58.9%
% of FP17s for the same patient ID Re-attending between 3 & 9 months - Adults	531	1,207	44.0%	50.0%	51.8%	50.8%
% of FP17s for Band 1 Urgent Courses	69	1,307	5.3%	8.7%	8.1%	9.1%
% of FP17s Relating to Free Repair or Replacements	1	1,307	0.1%	0.7%	0.8%	0.8%
% of FP17s Relating to Continuations	16	1,307	1.2%	0.9%	0.9%	0.9%
% of Patients satisfied with the dentistry they have received	2	2	N/A	92.9%	92.7%	92.5%
% of Patients satisfied with the time they had to wait for an appointment	2	2	N/A	87.3%	87.4%	87.0%

* This is based on patients treated on this contract for their most recent course of treatment. Figures in italics indicate the base number of FP17s or Patient Questionnaire responses are less than 100. N/A is shown where the base number of responses is less than 10 during the period. % is calculated as Quantity/Base number*100

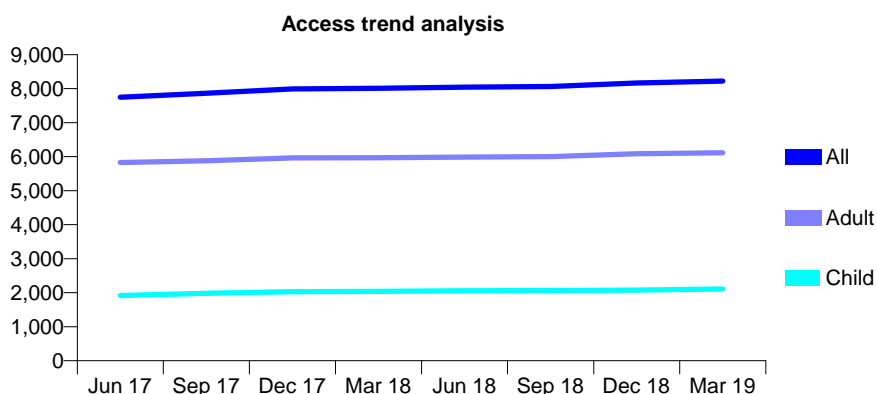
Q57 - Vital Signs At a Glance Contract Report for 110299/0002 - Year end March 2019

Name or company name	Baddow Dental Practice
Contract type name	GDS Contract
Purpose of contract	General
Contract start date	01/07/2015
Contract end date	

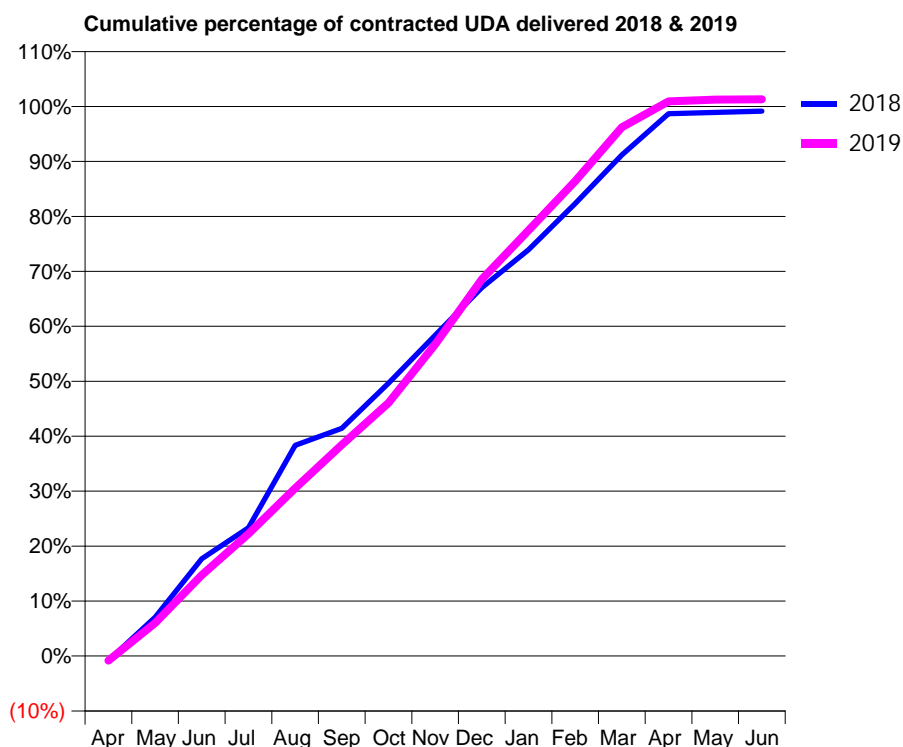
18/19 Contracted general activity (UDA)	20,223
Carry forward general activity (UDA)	173
18/19 Contracted orthodontic activity (UOA)	0
Carry forward orthodontic activity (UOA)	0
Baseline contract value	£625,772.58

ACCESS*

Patients seen in 24 months	Total	Change since previous quarter
Quarter ending March 2018	8,010	
Quarter ending June 2018	8,046	→
Quarter ending September 2018	8,064	→
Quarter ending December 2018	8,166	→
Quarter ending March 2019	8,227	→
Variance since March 2018	2.7%	↑



ACTIVITY



Month	Adjusted Scheduled Activity (UDA)	
	2018	2019
April	-164	-173
May	1,431	1,216
June	3,582	2,975
July	4,723	4,500
August	7,758	6,178
September	8,381	7,773
October	10,039	9,319
November	11,806	11,470
December	13,559	13,861
January	14,949	15,661
February	16,656	17,480
March	18,434	19,456
April	19,955	20,410
May	20,003	20,479
June	20,050	20,486

QUALITY

	Quantity	Base Number	Contract	AT	Region	England
% of FP17s for the same patient ID Re-attending within 3 months - Children	125	2,980	4.2%	10.0%	11.5%	11.8%
% of FP17s for the same patient ID Re-attending within 3 months - Adults	976	7,983	12.2%	14.5%	15.2%	15.7%
% of FP17s for the same patient ID Re-attending between 3 & 9 months - Children	1,669	2,980	56.0%	56.7%	60.2%	58.9%
% of FP17s for the same patient ID Re-attending between 3 & 9 months - Adults	3,805	7,983	47.7%	50.0%	51.8%	50.8%
% of FP17s for Band 1 Urgent Courses	882	10,649	8.3%	8.7%	8.1%	9.1%
% of FP17s Relating to Free Repair or Replacements	61	10,649	0.6%	0.7%	0.8%	0.8%
% of FP17s Relating to Continuations	64	10,649	0.6%	0.9%	0.9%	0.9%
% of Patients satisfied with the dentistry they have received	5	7	N/A	92.9%	92.7%	92.5%
% of Patients satisfied with the time they had to wait for an appointment	5	7	N/A	87.3%	87.4%	87.0%

* This is based on patients treated on this contract for their most recent course of treatment. Figures in italics indicate the base number of FP17s or Patient Questionnaire responses are less than 100. N/A is shown where the base number of responses is less than 10 during the period. % is calculated as Quantity/Base number*100

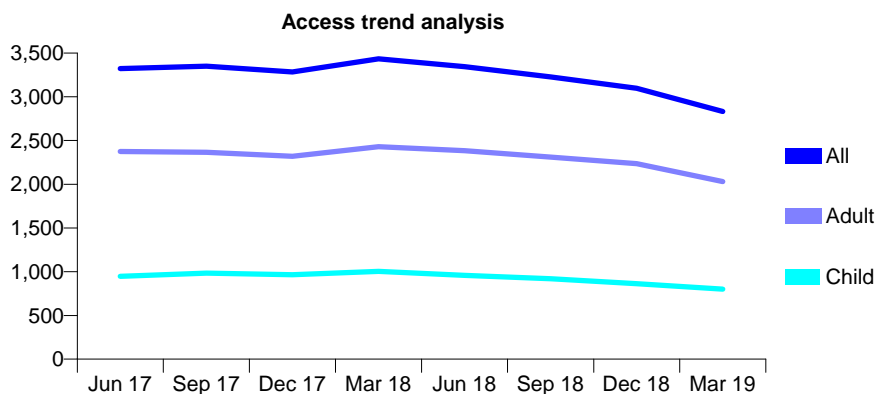
Q57 - Vital Signs At a Glance Contract Report for 110329/0001 - Year end March 2019

Name or company name	Mr Yap & Mr Dhamu
Contract type name	GDS Contract
Purpose of contract	General
Contract start date	01/04/2014
Contract end date	

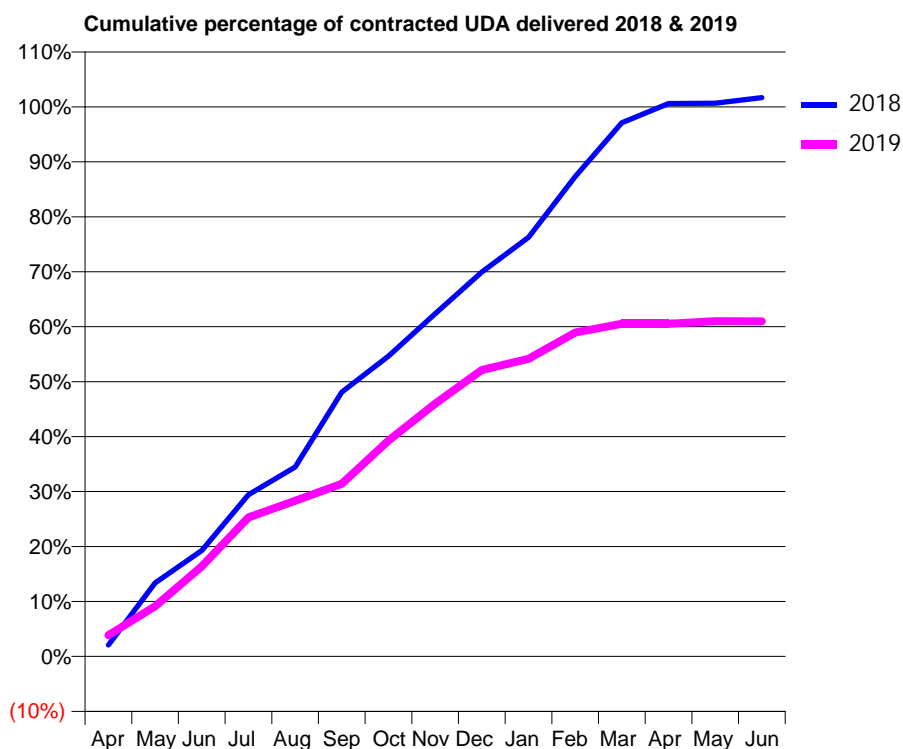
18/19 Contracted general activity (UDA)	9,860
Carry forward general activity (UDA)	-167
18/19 Contracted orthodontic activity (UOA)	0
Carry forward orthodontic activity (UOA)	0
Baseline contract value	£321,342.18

ACCESS*

Patients seen in 24 months	Total	Change since previous quarter
Quarter ending March 2018	3,433	
Quarter ending June 2018	3,343	↓
Quarter ending September 2018	3,228	↓
Quarter ending December 2018	3,097	↓
Quarter ending March 2019	2,833	↓
Variance since March 2018	(17.5%)	↓



ACTIVITY



Month	2018	2019
April	208	381
May	1,319	900
June	1,901	1,617
July	2,901	2,494
August	3,399	2,792
September	4,741	3,098
October	5,389	3,874
November	6,150	4,536
December	6,896	5,138
January	7,520	5,339
February	8,611	5,811
March	9,575	5,969
April	9,919	5,969
May	9,923	6,013
June	10,027	6,011

QUALITY

	Quantity	Base Number	Contract	AT	Region	England
% of FP17s for the same patient ID Re-attending within 3 months - Children	33	685	4.8%	10.0%	11.5%	11.8%
% of FP17s for the same patient ID Re-attending within 3 months - Adults	141	1,842	7.7%	14.5%	15.2%	15.7%
% of FP17s for the same patient ID Re-attending between 3 & 9 months - Children	148	685	21.6%	56.7%	60.2%	58.9%
% of FP17s for the same patient ID Re-attending between 3 & 9 months - Adults	559	1,842	30.3%	50.0%	51.8%	50.8%
% of FP17s for Band 1 Urgent Courses	182	2,405	7.6%	8.7%	8.1%	9.1%
% of FP17s Relating to Free Repair or Replacements	1	2,405	0.0%	0.7%	0.8%	0.8%
% of FP17s Relating to Continuations	0	2,405	0.0%	0.9%	0.9%	0.9%
% of Patients satisfied with the dentistry they have received	1	2	N/A	92.9%	92.7%	92.5%
% of Patients satisfied with the time they had to wait for an appointment	0	2	N/A	87.3%	87.4%	87.0%

* This is based on patients treated on this contract for their most recent course of treatment. Figures in italics indicate the base number of FP17s or Patient Questionnaire responses are less than 100. N/A is shown where the base number of responses is less than 10 during the period. % is calculated as Quantity/Base number*100

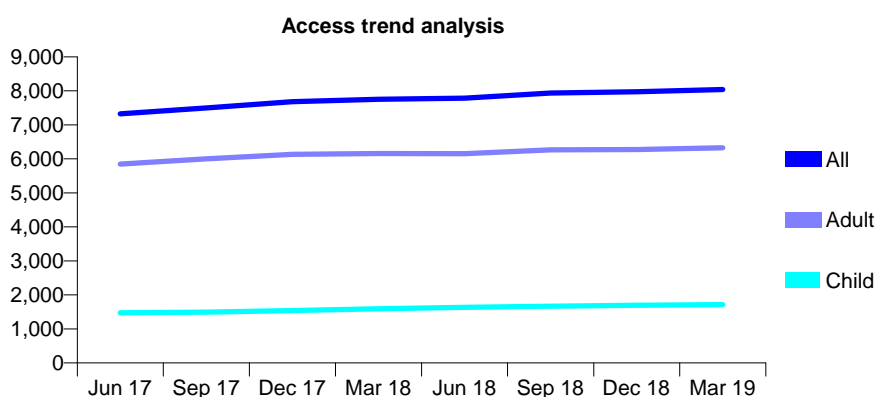
Q57 - Vital Signs At a Glance Contract Report for 111074/0001 - Year end March 2019

Name or company name	Cygnets Dental Practice
Contract type name	GDS Contract
Purpose of contract	General
Contract start date	01/04/2015
Contract end date	

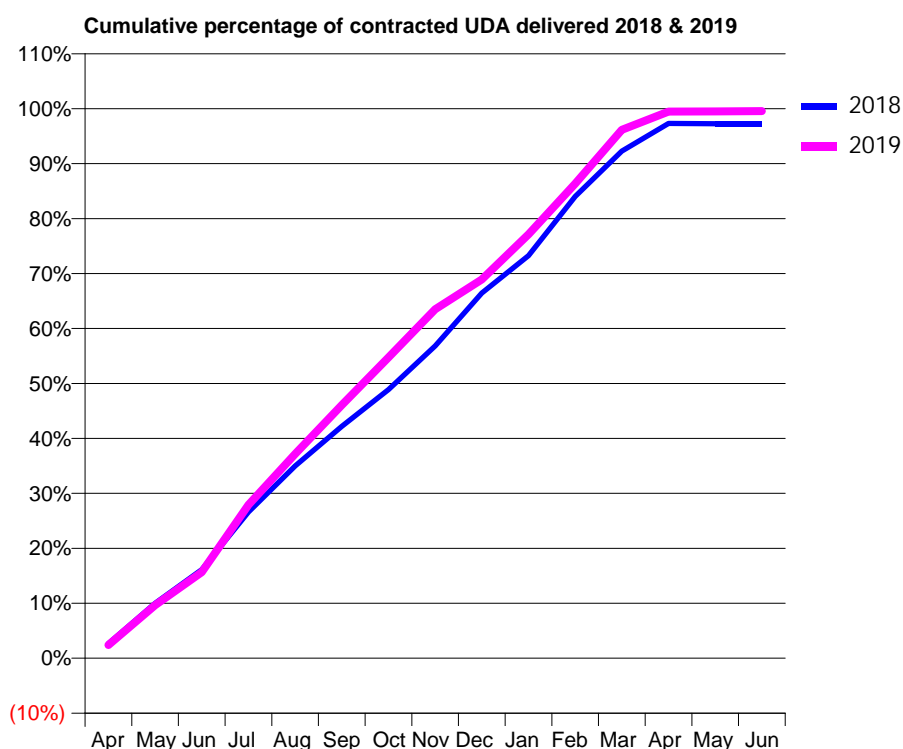
18/19 Contracted general activity (UDA)	21,884
Carry forward general activity (UDA)	603
18/19 Contracted orthodontic activity (UOA)	0
Carry forward orthodontic activity (UOA)	0
Baseline contract value	£541,095.16

ACCESS*

Patients seen in 24 months	Total	Change since previous quarter
Quarter ending March 2018	7,754	
Quarter ending June 2018	7,787	→
Quarter ending September 2018	7,934	→
Quarter ending December 2018	7,976	→
Quarter ending March 2019	8,041	→
Variance since March 2018	3.7%	↑



ACTIVITY



Adjusted Scheduled Activity (UDA)		
Month	2018	2019
April	583	530
May	2,191	2,113
June	3,530	3,428
July	5,824	6,109
August	7,659	8,140
September	9,231	10,078
October	10,699	11,980
November	12,434	13,894
December	14,544	15,077
January	16,032	16,879
February	18,385	18,898
March	20,194	21,038
April	21,293	21,766
May	21,284	21,771
June	21,281	21,789

QUALITY

	Quantity	Base Number	Contract	AT	Region	England
% of FP17s for the same patient ID Re-attending within 3 months - Children	140	2,615	5.4%	10.0%	11.5%	11.8%
% of FP17s for the same patient ID Re-attending within 3 months - Adults	1,004	8,476	11.8%	14.5%	15.2%	15.7%
% of FP17s for the same patient ID Re-attending between 3 & 9 months - Children	1,658	2,615	63.4%	56.7%	60.2%	58.9%
% of FP17s for the same patient ID Re-attending between 3 & 9 months - Adults	4,741	8,476	55.9%	50.0%	51.8%	50.8%
% of FP17s for Band 1 Urgent Courses	1,154	10,979	10.5%	8.7%	8.1%	9.1%
% of FP17s Relating to Free Repair or Replacements	69	10,979	0.6%	0.7%	0.8%	0.8%
% of FP17s Relating to Continuations	49	10,979	0.4%	0.9%	0.9%	0.9%
% of Patients satisfied with the dentistry they have received	4	4	N/A	92.9%	92.7%	92.5%
% of Patients satisfied with the time they had to wait for an appointment	4	4	N/A	87.3%	87.4%	87.0%

* This is based on patients treated on this contract for their most recent course of treatment. Figures in italics indicate the base number of FP17s or Patient Questionnaire responses are less than 100. N/A is shown where the base number of responses is less than 10 during the period. % is calculated as Quantity/Base number*100

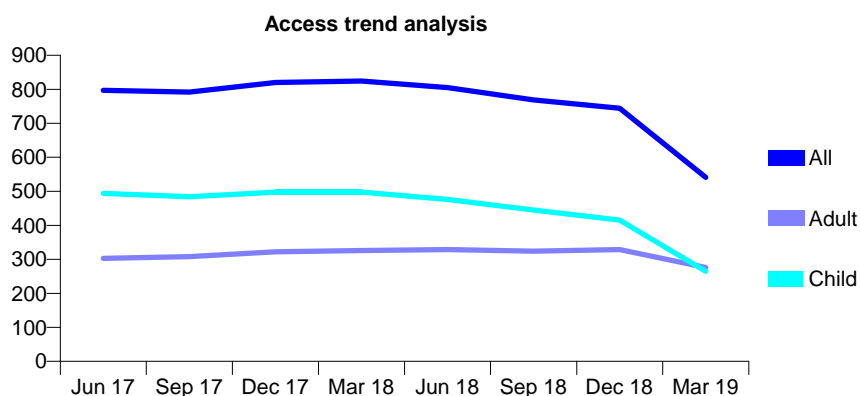
Q57 - Vital Signs At a Glance Contract Report for 112232/0001 - Year end March 2019

Name or company name	M Duncan & K Singh
Contract type name	GDS Contract
Purpose of contract	General
Contract start date	01/04/2009
Contract end date	

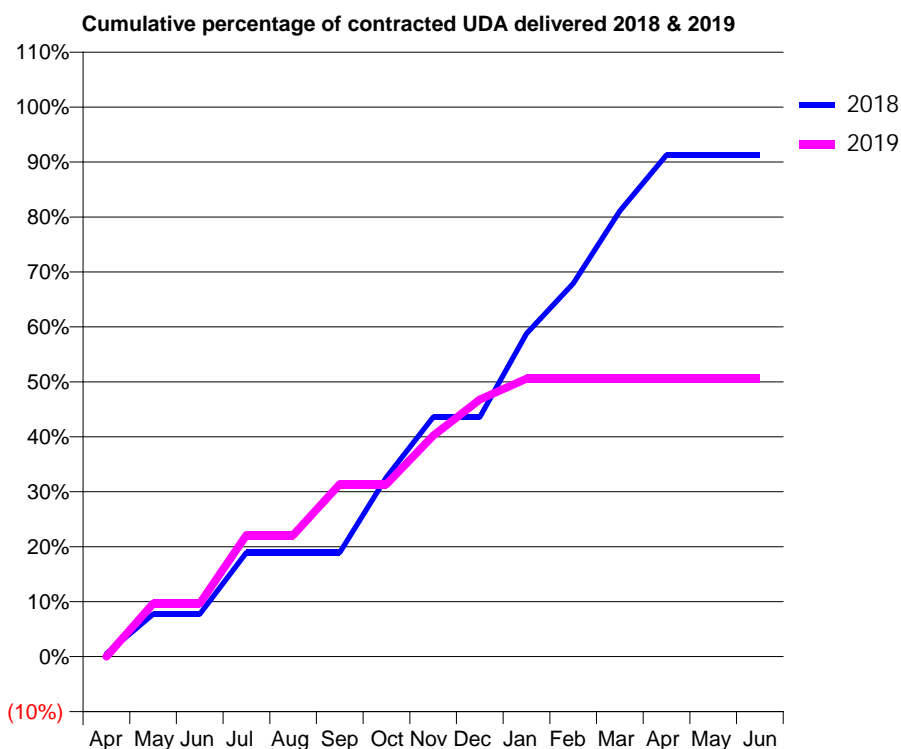
18/19 Contracted general activity (UDA)	2,000
Carry forward general activity (UDA)	0
18/19 Contracted orthodontic activity (UOA)	0
Carry forward orthodontic activity (UOA)	0
Baseline contract value	£48,835.17

ACCESS*

Patients seen in 24 months	Total	Change since previous quarter
Quarter ending March 2018	824	
Quarter ending June 2018	805	↓
Quarter ending September 2018	769	↓
Quarter ending December 2018	744	↓
Quarter ending March 2019	541	↓
Variance since March 2018	(34.3%)	↓



ACTIVITY



Month	Adjusted Scheduled Activity (UDA)	
	2018	2019
April	11	0
May	155	193
June	155	193
July	379	442
August	379	442
September	379	628
October	653	628
November	871	804
December	871	936
January	1,176	1,011
February	1,358	1,011
March	1,622	1,011
April	1,825	1,011
May	1,825	1,011
June	1,825	1,011

QUALITY

	Quantity	Base Number	Contract	AT	Region	England
% of FP17s for the same patient ID Re-attending within 3 months - Children	32	572	5.6%	10.0%	11.5%	11.8%
% of FP17s for the same patient ID Re-attending within 3 months - Adults	12	240	5.0%	14.5%	15.2%	15.7%
% of FP17s for the same patient ID Re-attending between 3 & 9 months - Children	393	572	68.7%	56.7%	60.2%	58.9%
% of FP17s for the same patient ID Re-attending between 3 & 9 months - Adults	78	240	32.5%	50.0%	51.8%	50.8%
% of FP17s for Band 1 Urgent Courses	36	727	5.0%	8.7%	8.1%	9.1%
% of FP17s Relating to Free Repair or Replacements	0	727	0.0%	0.7%	0.8%	0.8%
% of FP17s Relating to Continuations	5	727	0.7%	0.9%	0.9%	0.9%
% of Patients satisfied with the dentistry they have received	0	0	N/A	92.9%	92.7%	92.5%
% of Patients satisfied with the time they had to wait for an appointment	0	0	N/A	87.3%	87.4%	87.0%

* This is based on patients treated on this contract for their most recent course of treatment. Figures in italics indicate the base number of FP17s or Patient Questionnaire responses are less than 100. N/A is shown where the base number of responses is less than 10 during the period. % is calculated as Quantity/Base number*100

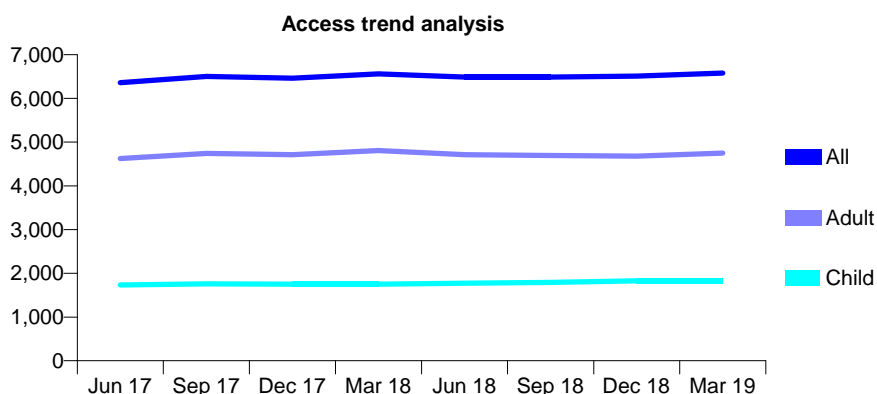
Q57 - Vital Signs At a Glance Contract Report for 114944/0001 - Year end March 2019

Name or company name	Hockley Dental Care
Contract type name	GDS Contract
Purpose of contract	General
Contract start date	01/10/2010
Contract end date	

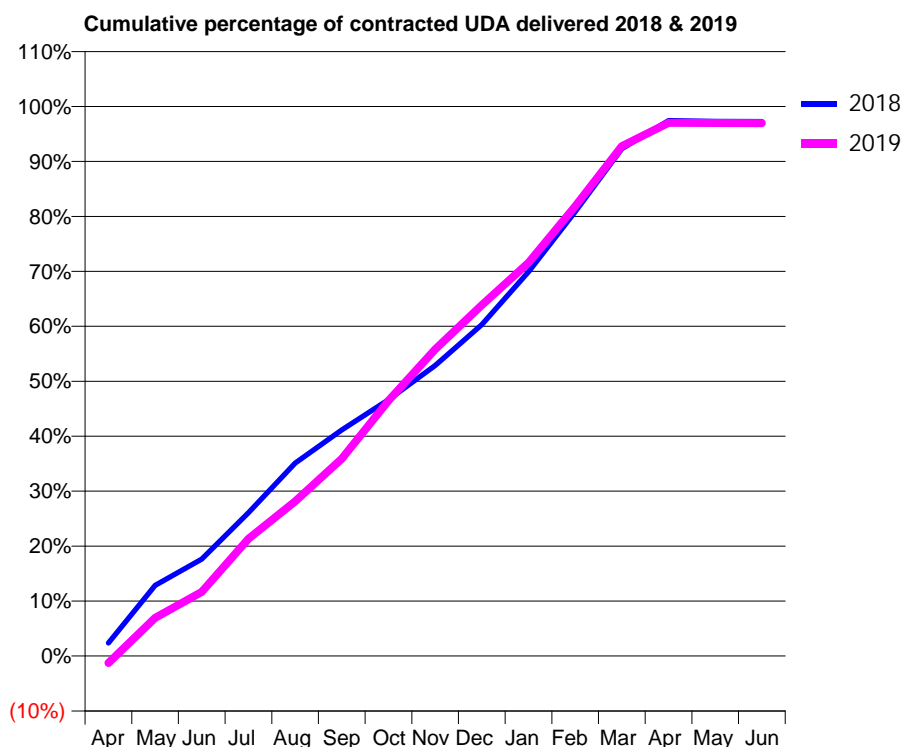
18/19 Contracted general activity (UDA)	18,150
Carry forward general activity (UDA)	497
18/19 Contracted orthodontic activity (UOA)	0
Carry forward orthodontic activity (UOA)	0
Baseline contract value	£448,807.55

ACCESS*

Patients seen in 24 months	Total	Change since previous quarter
Quarter ending March 2018	6,558	
Quarter ending June 2018	6,485	↓
Quarter ending September 2018	6,486	→
Quarter ending December 2018	6,511	→
Quarter ending March 2019	6,579	→
Variance since March 2018	0.3%	→



ACTIVITY



Month	Adjusted Scheduled Activity (UDA)	
	2018	2019
April	429	-237
May	2,334	1,262
June	3,198	2,118
July	4,733	3,875
August	6,372	5,111
September	7,469	6,516
October	8,462	8,432
November	9,595	10,128
December	10,941	11,590
January	12,688	12,990
February	14,677	14,855
March	16,754	16,835
April	17,682	17,605
May	17,655	17,601
June	17,653	17,598

QUALITY

	Quantity	Base Number	Contract	AT	Region	England
% of FP17s for the same patient ID Re-attending within 3 months - Children	176	2,497	7.0%	10.0%	11.5%	11.8%
% of FP17s for the same patient ID Re-attending within 3 months - Adults	722	5,593	12.9%	14.5%	15.2%	15.7%
% of FP17s for the same patient ID Re-attending between 3 & 9 months - Children	1,311	2,497	52.5%	56.7%	60.2%	58.9%
% of FP17s for the same patient ID Re-attending between 3 & 9 months - Adults	2,627	5,593	47.0%	50.0%	51.8%	50.8%
% of FP17s for Band 1 Urgent Courses	1,165	8,056	14.5%	8.7%	8.1%	9.1%
% of FP17s Relating to Free Repair or Replacements	36	8,056	0.4%	0.7%	0.8%	0.8%
% of FP17s Relating to Continuations	13	8,056	0.2%	0.9%	0.9%	0.9%
% of Patients satisfied with the dentistry they have received	3	3	N/A	92.9%	92.7%	92.5%
% of Patients satisfied with the time they had to wait for an appointment	3	3	N/A	87.3%	87.4%	87.0%

* This is based on patients treated on this contract for their most recent course of treatment. Figures in italics indicate the base number of FP17s or Patient Questionnaire responses are less than 100. N/A is shown where the base number of responses is less than 10 during the period. % is calculated as Quantity/Base number*100

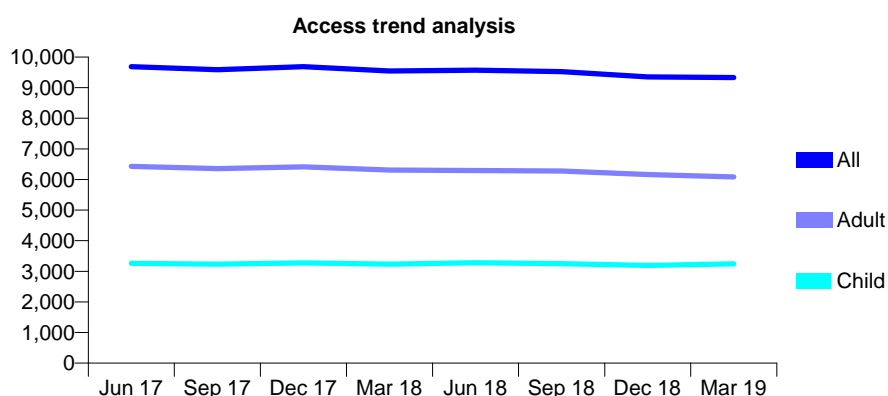
Q57 - Vital Signs At a Glance Contract Report for 116432/0001 - Year end March 2019

Name or company name	Ghabai and Hemmati
Contract type name	GDS Contract
Purpose of contract	General
Contract start date	01/04/2006
Contract end date	

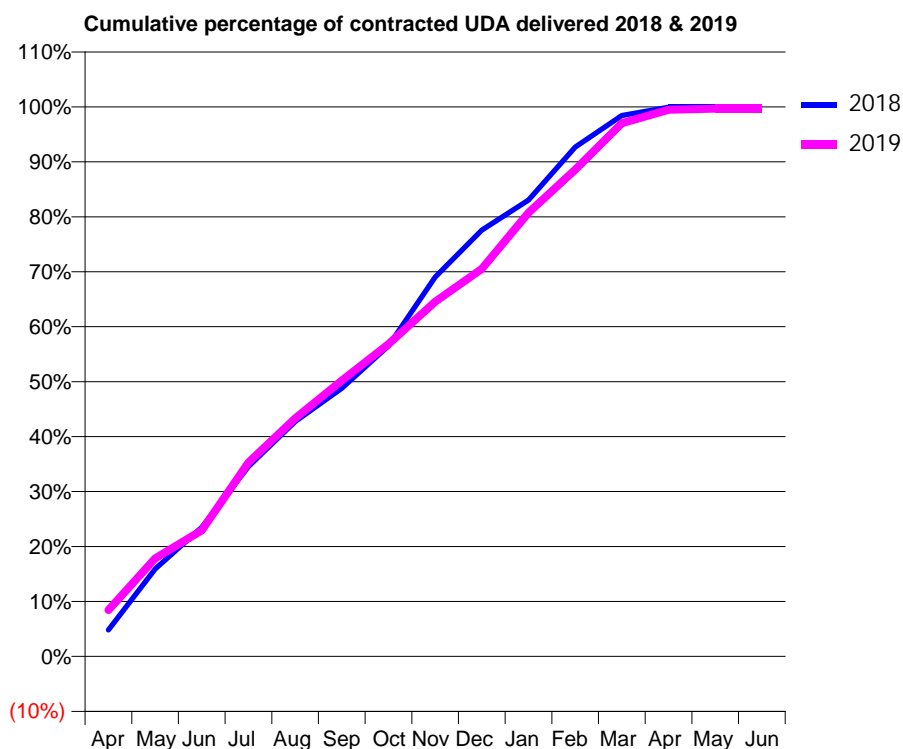
18/19 Contracted general activity (UDA)	26,845
Carry forward general activity (UDA)	12
18/19 Contracted orthodontic activity (UOA)	0
Carry forward orthodontic activity (UOA)	0
Baseline contract value	£891,752.93

ACCESS*

Patients seen in 24 months	Total	Change since previous quarter
Quarter ending March 2018	9,544	
Quarter ending June 2018	9,572	→
Quarter ending September 2018	9,523	→
Quarter ending December 2018	9,353	↓
Quarter ending March 2019	9,330	→
Variance since March 2018	(2.2%)	↓



ACTIVITY



Month	Adjusted Scheduled Activity (UDA)	
	2018	2019
April	1,290	2,262
May	4,274	4,790
June	6,308	6,160
July	9,278	9,466
August	11,475	11,630
September	13,099	13,478
October	15,167	15,256
November	18,528	17,334
December	20,821	18,925
January	22,290	21,677
February	24,884	23,780
March	26,420	26,049
April	26,833	26,696
May	26,833	26,760
June	26,833	26,759

QUALITY

	Quantity	Base Number	Contract	AT	Region	England
% of FP17s for the same patient ID Re-attending within 3 months - Children	260	3,918	6.6%	10.0%	11.5%	11.8%
% of FP17s for the same patient ID Re-attending within 3 months - Adults	568	5,700	10.0%	14.5%	15.2%	15.7%
% of FP17s for the same patient ID Re-attending between 3 & 9 months - Children	1,819	3,918	46.4%	56.7%	60.2%	58.9%
% of FP17s for the same patient ID Re-attending between 3 & 9 months - Adults	1,947	5,700	34.2%	50.0%	51.8%	50.8%
% of FP17s for Band 1 Urgent Courses	474	9,571	5.0%	8.7%	8.1%	9.1%
% of FP17s Relating to Free Repair or Replacements	6	9,571	0.1%	0.7%	0.8%	0.8%
% of FP17s Relating to Continuations	39	9,571	0.4%	0.9%	0.9%	0.9%
% of Patients satisfied with the dentistry they have received	10	13	76.9%	92.9%	92.7%	92.5%
% of Patients satisfied with the time they had to wait for an appointment	11	13	84.6%	87.3%	87.4%	87.0%

* This is based on patients treated on this contract for their most recent course of treatment. Figures in italics indicate the base number of FP17s or Patient Questionnaire responses are less than 100. N/A is shown where the base number of responses is less than 10 during the period. % is calculated as Quantity/Base number*100

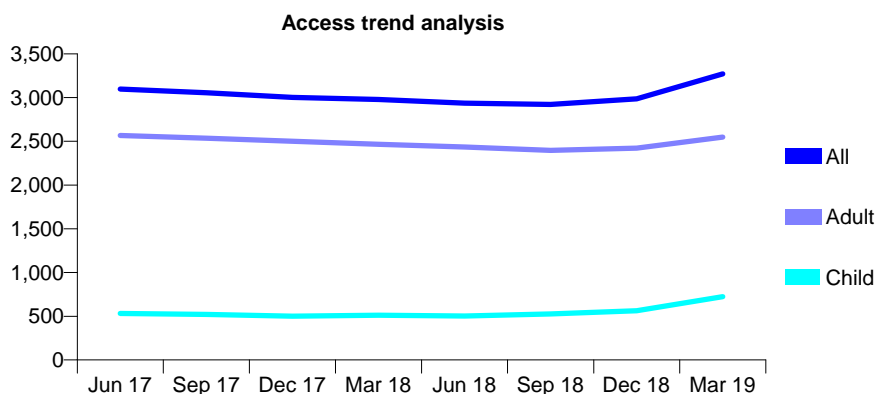
Q57 - Vital Signs At a Glance Contract Report for 116610/0001 - Year end March 2019

Name or company name	M Duncan & KS Singh
Contract type name	GDS Contract
Purpose of contract	General
Contract start date	01/04/2014
Contract end date	

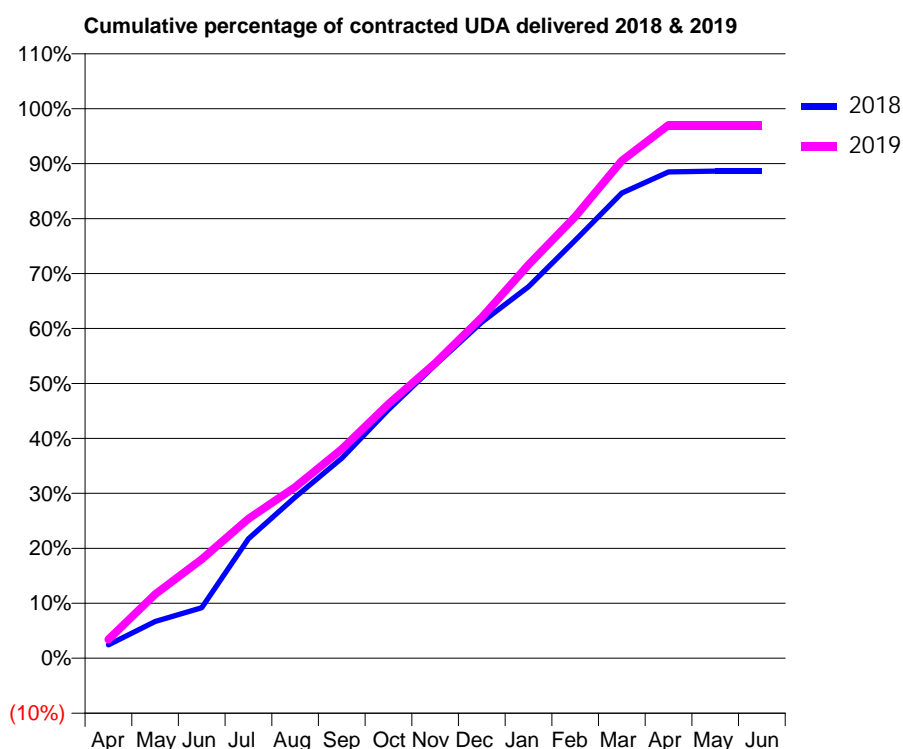
18/19 Contracted general activity (UDA)	9,168
Carry forward general activity (UDA)	0
18/19 Contracted orthodontic activity (UOA)	0
Carry forward orthodontic activity (UOA)	0
Baseline contract value	£254,793.69

ACCESS*

Patients seen in 24 months	Total	Change since previous quarter
Quarter ending March 2018	2,977	
Quarter ending June 2018	2,936	↓
Quarter ending September 2018	2,922	→
Quarter ending December 2018	2,985	↑
Quarter ending March 2019	3,270	↑
Variance since March 2018	9.8%	↑



ACTIVITY



Adjusted Scheduled Activity (UDA)		
Month	2018	2019
April	223	316
May	614	1,066
June	842	1,651
July	1,993	2,327
August	2,689	2,856
September	3,335	3,491
October	4,147	4,241
November	4,894	4,923
December	5,605	5,685
January	6,197	6,563
February	6,971	7,367
March	7,760	8,299
April	8,114	8,896
May	8,126	8,896
June	8,126	8,896

QUALITY

	Quantity	Base Number	Contract	AT	Region	England
% of FP17s for the same patient ID Re-attending within 3 months - Children	41	825	5.0%	10.0%	11.5%	11.8%
% of FP17s for the same patient ID Re-attending within 3 months - Adults	504	3,396	14.8%	14.5%	15.2%	15.7%
% of FP17s for the same patient ID Re-attending between 3 & 9 months - Children	280	825	33.9%	56.7%	60.2%	58.9%
% of FP17s for the same patient ID Re-attending between 3 & 9 months - Adults	1,087	3,396	32.0%	50.0%	51.8%	50.8%
% of FP17s for Band 1 Urgent Courses	246	4,400	5.6%	8.7%	8.1%	9.1%
% of FP17s Relating to Free Repair or Replacements	80	4,400	1.8%	0.7%	0.8%	0.8%
% of FP17s Relating to Continuations	171	4,400	3.9%	0.9%	0.9%	0.9%
% of Patients satisfied with the dentistry they have received	1	1	N/A	92.9%	92.7%	92.5%
% of Patients satisfied with the time they had to wait for an appointment	1	1	N/A	87.3%	87.4%	87.0%

* This is based on patients treated on this contract for their most recent course of treatment.

Figures in italics indicate the base number of FP17s or Patient Questionnaire responses are less than 100. N/A is shown where the base number of responses is less than 10 during the period. % is calculated as Quantity/Base number*100

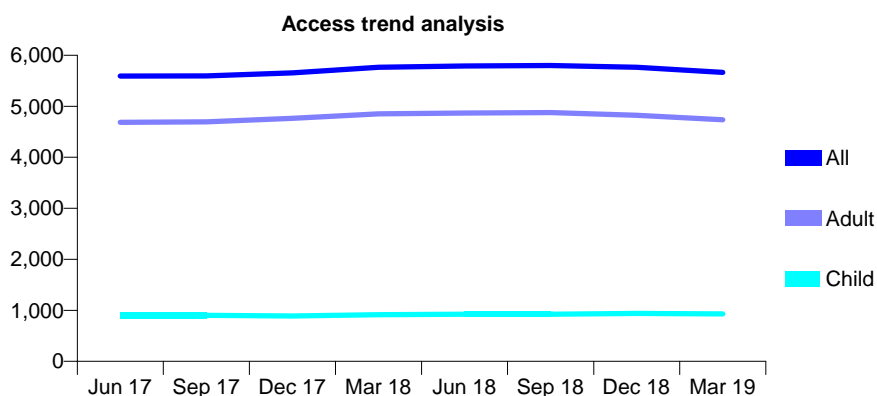
Q57 - Vital Signs At a Glance Contract Report for 117676/0001 - Year end March 2019

Name or company name	The Loughton Dental Practice
Contract type name	GDS Contract
Purpose of contract	General
Contract start date	31/03/2013
Contract end date	

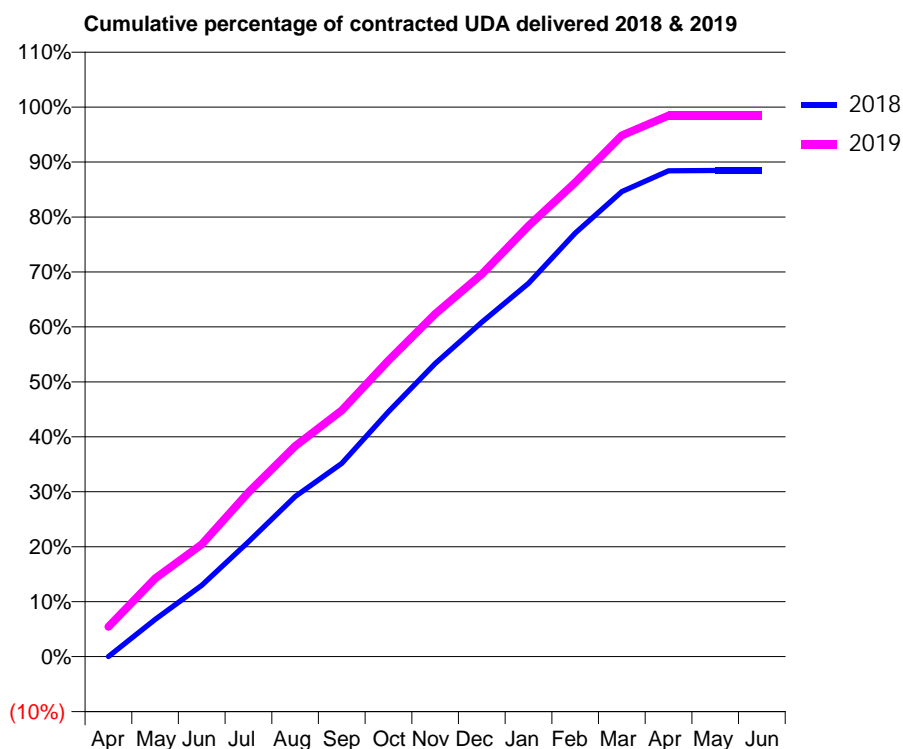
18/19 Contracted general activity (UDA)	16,827
Carry forward general activity (UDA)	0
18/19 Contracted orthodontic activity (UOA)	0
Carry forward orthodontic activity (UOA)	0
Baseline contract value	£428,607.55

ACCESS*

Patients seen in 24 months	Total	Change since previous quarter
Quarter ending March 2018	5,767	
Quarter ending June 2018	5,790	→
Quarter ending September 2018	5,801	→
Quarter ending December 2018	5,765	→
Quarter ending March 2019	5,664	↓
Variance since March 2018	(1.8%)	↓



ACTIVITY



Month	Adjusted Scheduled Activity (UDA)	
	2018	2019
April	0	917
May	1,142	2,393
June	2,182	3,435
July	3,520	5,033
August	4,901	6,444
September	5,919	7,540
October	7,498	9,069
November	8,978	10,497
December	10,241	11,710
January	11,432	13,193
February	12,972	14,518
March	14,238	15,959
April	14,875	16,563
May	14,885	16,564
June	14,885	16,564

QUALITY

	Quantity	Base Number	Contract	AT	Region	England
% of FP17s for the same patient ID Re-attending within 3 months - Children	54	1,497	3.6%	10.0%	11.5%	11.8%
% of FP17s for the same patient ID Re-attending within 3 months - Adults	815	7,498	10.9%	14.5%	15.2%	15.7%
% of FP17s for the same patient ID Re-attending between 3 & 9 months - Children	1,024	1,497	68.4%	56.7%	60.2%	58.9%
% of FP17s for the same patient ID Re-attending between 3 & 9 months - Adults	5,096	7,498	68.0%	50.0%	51.8%	50.8%
% of FP17s for Band 1 Urgent Courses	403	8,973	4.5%	8.7%	8.1%	9.1%
% of FP17s Relating to Free Repair or Replacements	51	8,973	0.6%	0.7%	0.8%	0.8%
% of FP17s Relating to Continuations	75	8,973	0.8%	0.9%	0.9%	0.9%
% of Patients satisfied with the dentistry they have received	9	9	N/A	92.9%	92.7%	92.5%
% of Patients satisfied with the time they had to wait for an appointment	9	9	N/A	87.3%	87.4%	87.0%

* This is based on patients treated on this contract for their most recent course of treatment. Figures in italics indicate the base number of FP17s or Patient Questionnaire responses are less than 100. N/A is shown where the base number of responses is less than 10 during the period. % is calculated as Quantity/Base number*100

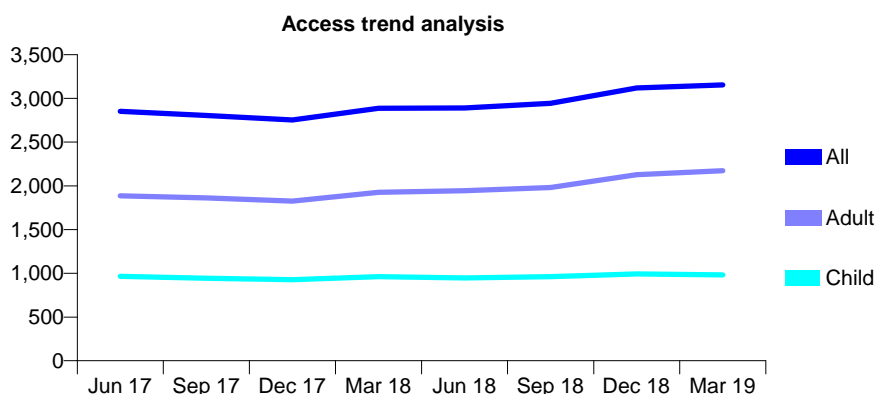
Q57 - Vital Signs At a Glance Contract Report for 118028/0001 - Year end March 2019

Name or company name	Zen Clinic Limited
Contract type name	GDS Contract
Purpose of contract	General
Contract start date	08/06/2010
Contract end date	

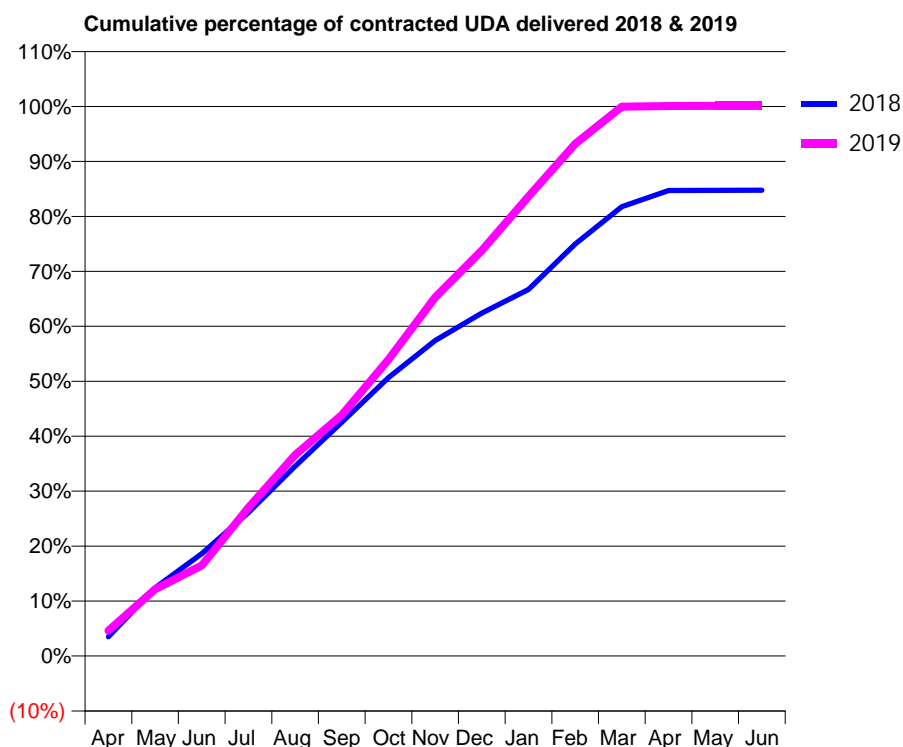
18/19 Contracted general activity (UDA)	8,248
Carry forward general activity (UDA)	0
18/19 Contracted orthodontic activity (UOA)	0
Carry forward orthodontic activity (UOA)	0
Baseline contract value	£233,065.52

ACCESS*

Patients seen in 24 months	Total	Change since previous quarter
Quarter ending March 2018	2,886	
Quarter ending June 2018	2,890	→
Quarter ending September 2018	2,944	→
Quarter ending December 2018	3,119	↑
Quarter ending March 2019	3,155	→
Variance since March 2018	9.3%	↑



ACTIVITY



Month	Adjusted Scheduled Activity (UDA)	
	2018	2019
April	288	380
May	1,025	1,004
June	1,536	1,359
July	2,154	2,229
August	2,849	3,016
September	3,508	3,617
October	4,178	4,450
November	4,734	5,384
December	5,146	6,086
January	5,501	6,899
February	6,184	7,687
March	6,744	8,245
April	6,987	8,253
May	6,989	8,256
June	6,991	8,256

QUALITY

	Quantity	Base Number	Contract	AT	Region	England
% of FP17s for the same patient ID Re-attending within 3 months - Children	82	1,544	5.3%	10.0%	11.5%	11.8%
% of FP17s for the same patient ID Re-attending within 3 months - Adults	333	3,106	10.7%	14.5%	15.2%	15.7%
% of FP17s for the same patient ID Re-attending between 3 & 9 months - Children	986	1,544	63.9%	56.7%	60.2%	58.9%
% of FP17s for the same patient ID Re-attending between 3 & 9 months - Adults	1,741	3,106	56.1%	50.0%	51.8%	50.8%
% of FP17s for Band 1 Urgent Courses	233	4,456	5.2%	8.7%	8.1%	9.1%
% of FP17s Relating to Free Repair or Replacements	26	4,456	0.6%	0.7%	0.8%	0.8%
% of FP17s Relating to Continuations	12	4,456	0.3%	0.9%	0.9%	0.9%
% of Patients satisfied with the dentistry they have received	1	1	N/A	92.9%	92.7%	92.5%
% of Patients satisfied with the time they had to wait for an appointment	0	1	N/A	87.3%	87.4%	87.0%

* This is based on patients treated on this contract for their most recent course of treatment. Figures in italics indicate the base number of FP17s or Patient Questionnaire responses are less than 100. N/A is shown where the base number of responses is less than 10 during the period. % is calculated as Quantity/Base number*100

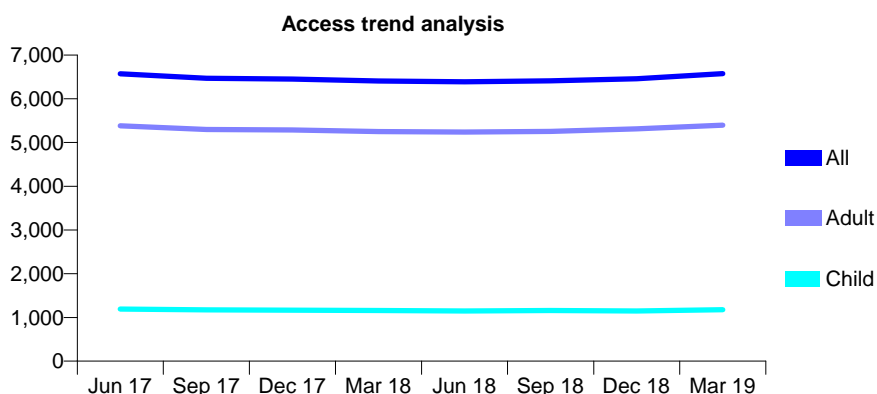
Q57 - Vital Signs At a Glance Contract Report for 119261/0001 - Year end March 2019

Name or company name	Tiptree Dental Surgery
Contract type name	GDS Contract
Purpose of contract	General and Orthodontic
Contract start date	01/05/2014
Contract end date	

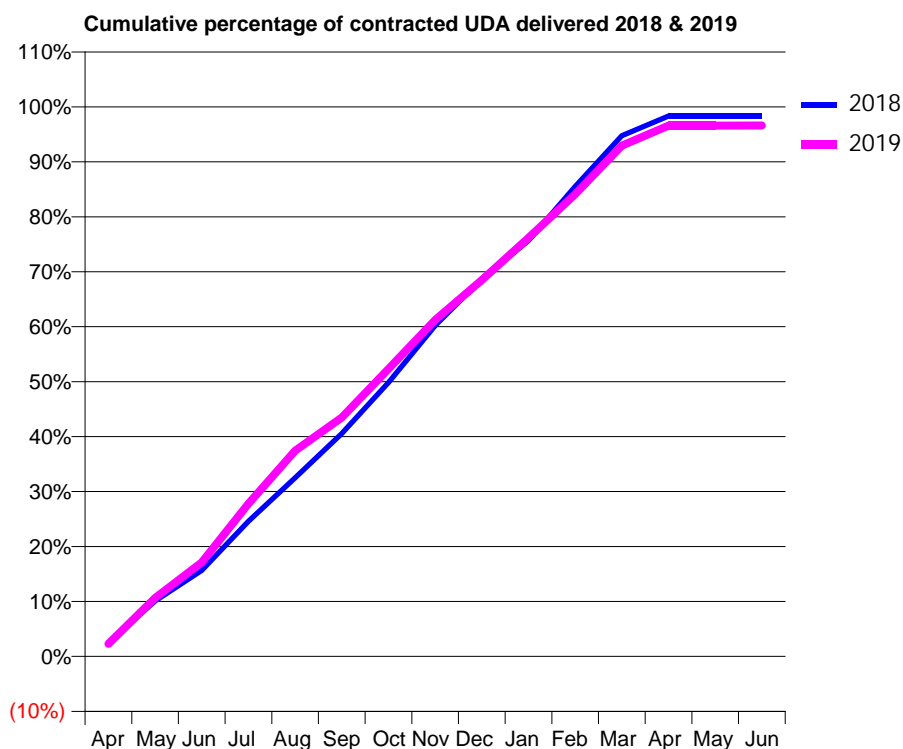
18/19 Contracted general activity (UDA)	17,496
Carry forward general activity (UDA)	293
18/19 Contracted orthodontic activity (UOA)	592
Carry forward orthodontic activity (UOA)	0
Baseline contract value	£822,401.18

ACCESS*

Patients seen in 24 months	Total	Change since previous quarter
Quarter ending March 2018	6,406	
Quarter ending June 2018	6,388	→
Quarter ending September 2018	6,411	→
Quarter ending December 2018	6,460	→
Quarter ending March 2019	6,574	→
Variance since March 2018	2.6%	↑



ACTIVITY



Month	Adjusted Scheduled Activity (UDA)	
	2018	2019
April	444	399
May	1,765	1,864
June	2,740	2,997
July	4,302	4,865
August	5,688	6,551
September	7,097	7,608
October	8,720	9,152
November	10,537	10,712
December	12,017	11,978
January	13,240	13,323
February	14,960	14,718
March	16,578	16,263
April	17,200	16,899
May	17,202	16,902
June	17,203	16,904

QUALITY

	Quantity	Base Number	Contract	AT	Region	England
% of FP17s for the same patient ID Re-attending within 3 months - Children	229	1,740	13.2%	10.0%	11.5%	11.8%
% of FP17s for the same patient ID Re-attending within 3 months - Adults	978	5,959	16.4%	14.5%	15.2%	15.7%
% of FP17s for the same patient ID Re-attending between 3 & 9 months - Children	932	1,740	53.6%	56.7%	60.2%	58.9%
% of FP17s for the same patient ID Re-attending between 3 & 9 months - Adults	1,671	5,959	28.0%	50.0%	51.8%	50.8%
% of FP17s for Band 1 Urgent Courses	870	7,636	11.4%	8.7%	8.1%	9.1%
% of FP17s Relating to Free Repair or Replacements	129	7,636	1.7%	0.7%	0.8%	0.8%
% of FP17s Relating to Continuations	95	7,636	1.2%	0.9%	0.9%	0.9%
% of Patients satisfied with the dentistry they have received	4	4	N/A	92.9%	92.7%	92.5%
% of Patients satisfied with the time they had to wait for an appointment	3	4	N/A	87.3%	87.4%	87.0%

* This is based on patients treated on this contract for their most recent course of treatment. Figures in italics indicate the base number of FP17s or Patient Questionnaire responses are less than 100. N/A is shown where the base number of responses is less than 10 during the period. % is calculated as Quantity/Base number*100

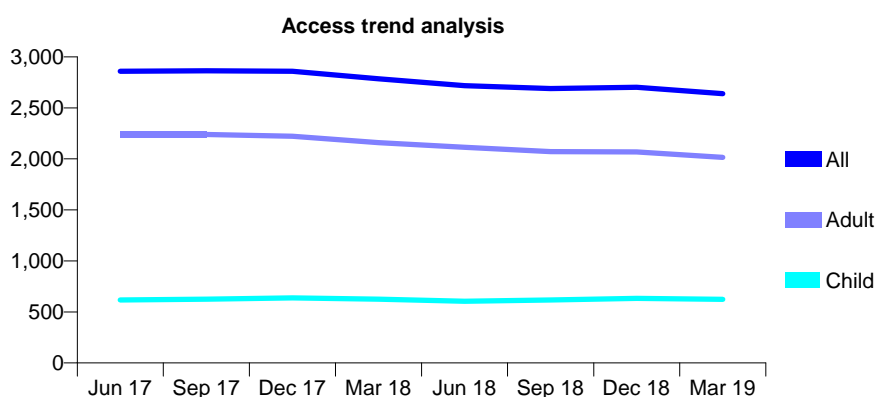
Q57 - Vital Signs At a Glance Contract Report for 119458/0001 - Year end March 2019

Name or company name	Cyrus Kafian
Contract type name	GDS Contract
Purpose of contract	General
Contract start date	01/04/2006
Contract end date	

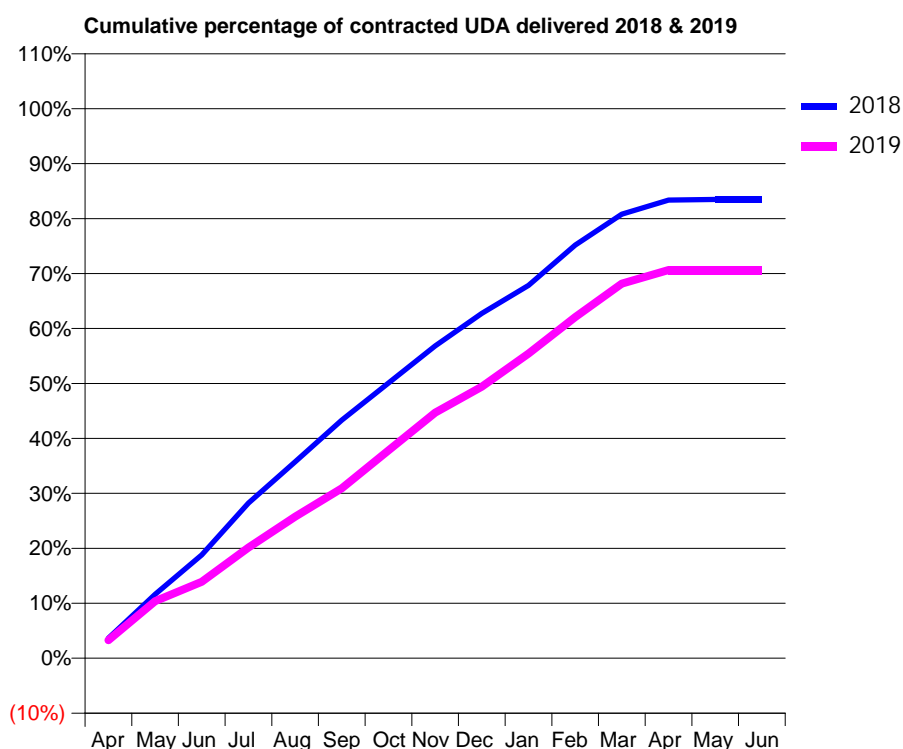
18/19 Contracted general activity (UDA)	9,524
Carry forward general activity (UDA)	0
18/19 Contracted orthodontic activity (UOA)	0
Carry forward orthodontic activity (UOA)	0
Baseline contract value	£250,597.59

ACCESS*

Patients seen in 24 months	Total	Change since previous quarter
Quarter ending March 2018	2,785	
Quarter ending June 2018	2,717	↓
Quarter ending September 2018	2,689	↓
Quarter ending December 2018	2,701	→
Quarter ending March 2019	2,639	↓
Variance since March 2018	(5.2%)	↓



ACTIVITY



Month	Adjusted Scheduled Activity (UDA)	
	2018	2019
April	347	313
May	1,109	988
June	1,790	1,325
July	2,689	1,919
August	3,406	2,453
September	4,127	2,943
October	4,770	3,602
November	5,413	4,255
December	5,975	4,707
January	6,461	5,279
February	7,158	5,914
March	7,696	6,492
April	7,939	6,728
May	7,951	6,728
June	7,951	6,728

QUALITY

	Quantity	Base Number	Contract	AT	Region	England
% of FP17s for the same patient ID Re-attending within 3 months - Children	36	632	5.7%	10.0%	11.5%	11.8%
% of FP17s for the same patient ID Re-attending within 3 months - Adults	327	2,169	15.1%	14.5%	15.2%	15.7%
% of FP17s for the same patient ID Re-attending between 3 & 9 months - Children	229	632	36.2%	56.7%	60.2%	58.9%
% of FP17s for the same patient ID Re-attending between 3 & 9 months - Adults	885	2,169	40.8%	50.0%	51.8%	50.8%
% of FP17s for Band 1 Urgent Courses	394	2,799	14.1%	8.7%	8.1%	9.1%
% of FP17s Relating to Free Repair or Replacements	49	2,799	1.8%	0.7%	0.8%	0.8%
% of FP17s Relating to Continuations	34	2,799	1.2%	0.9%	0.9%	0.9%
% of Patients satisfied with the dentistry they have received	1	1	N/A	92.9%	92.7%	92.5%
% of Patients satisfied with the time they had to wait for an appointment	1	1	N/A	87.3%	87.4%	87.0%

* This is based on patients treated on this contract for their most recent course of treatment.

Figures in italics indicate the base number of FP17s or Patient Questionnaire responses are less than 100. N/A is shown where the base number of responses is less than 10 during the period. % is calculated as Quantity/Base number*100

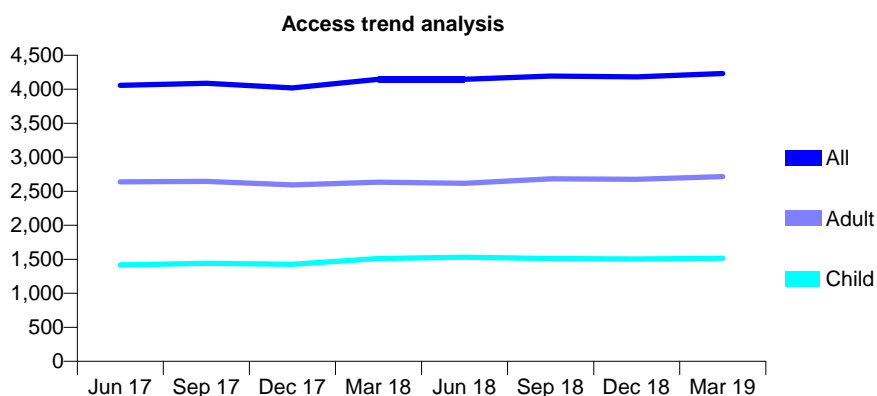
Q57 - Vital Signs At a Glance Contract Report for 121029/0001 - Year end March 2019

Name or company name	Charybdis & Scylla Ltd
Contract type name	GDS Contract
Purpose of contract	General
Contract start date	17/04/2007
Contract end date	

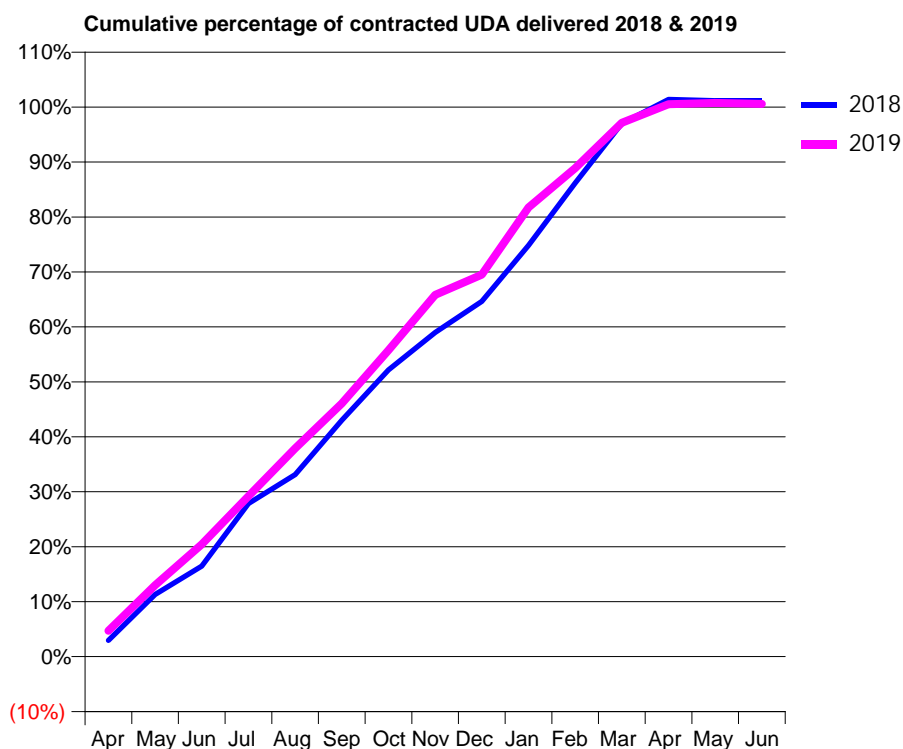
18/19 Contracted general activity (UDA)	9,584
Carry forward general activity (UDA)	-111
18/19 Contracted orthodontic activity (UOA)	0
Carry forward orthodontic activity (UOA)	0
Baseline contract value	£297,098.08

ACCESS*

Patients seen in 24 months	Total	Change since previous quarter
Quarter ending March 2018	4,147	
Quarter ending June 2018	4,148	→
Quarter ending September 2018	4,194	→
Quarter ending December 2018	4,183	→
Quarter ending March 2019	4,233	→
Variance since March 2018	2.1%	↑



ACTIVITY



Month	Adjusted Scheduled Activity (UDA)	
	2018	2019
April	284	450
May	1,085	1,248
June	1,578	1,959
July	2,668	2,800
August	3,177	3,631
September	4,122	4,414
October	4,999	5,344
November	5,654	6,309
December	6,195	6,662
January	7,170	7,834
February	8,259	8,519
March	9,298	9,309
April	9,717	9,631
May	9,695	9,655
June	9,695	9,638

QUALITY

	Quantity	Base Number	Contract	AT	Region	England
% of FP17s for the same patient ID Re-attending within 3 months - Children	65	1,951	3.3%	10.0%	11.5%	11.8%
% of FP17s for the same patient ID Re-attending within 3 months - Adults	334	3,474	9.6%	14.5%	15.2%	15.7%
% of FP17s for the same patient ID Re-attending between 3 & 9 months - Children	1,136	1,951	58.2%	56.7%	60.2%	58.9%
% of FP17s for the same patient ID Re-attending between 3 & 9 months - Adults	1,890	3,474	54.4%	50.0%	51.8%	50.8%
% of FP17s for Band 1 Urgent Courses	371	5,368	6.9%	8.7%	8.1%	9.1%
% of FP17s Relating to Free Repair or Replacements	13	5,368	0.2%	0.7%	0.8%	0.8%
% of FP17s Relating to Continuations	5	5,368	0.1%	0.9%	0.9%	0.9%
% of Patients satisfied with the dentistry they have received	0	0	N/A	92.9%	92.7%	92.5%
% of Patients satisfied with the time they had to wait for an appointment	0	0	N/A	87.3%	87.4%	87.0%

* This is based on patients treated on this contract for their most recent course of treatment. Figures in italics indicate the base number of FP17s or Patient Questionnaire responses are less than 100. N/A is shown where the base number of responses is less than 10 during the period. % is calculated as Quantity/Base number*100

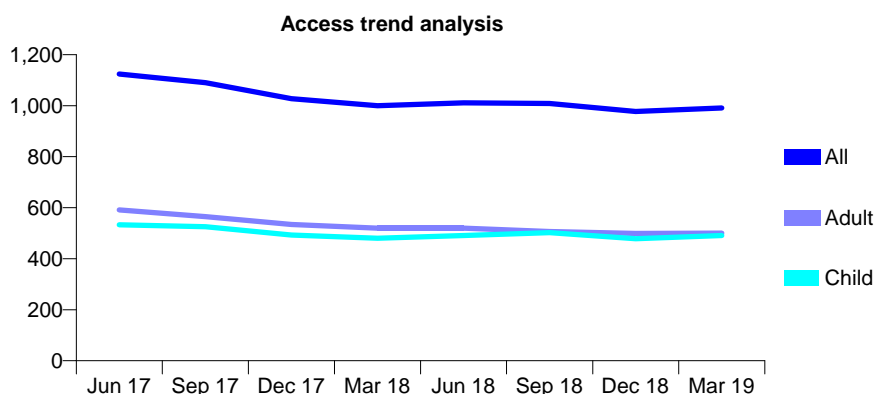
Q57 - Vital Signs At a Glance Contract Report for 121614/0001 - Year end March 2019

Name or company name	Billericay Dental Studio
Contract type name	GDS Contract
Purpose of contract	General
Contract start date	01/06/2015
Contract end date	

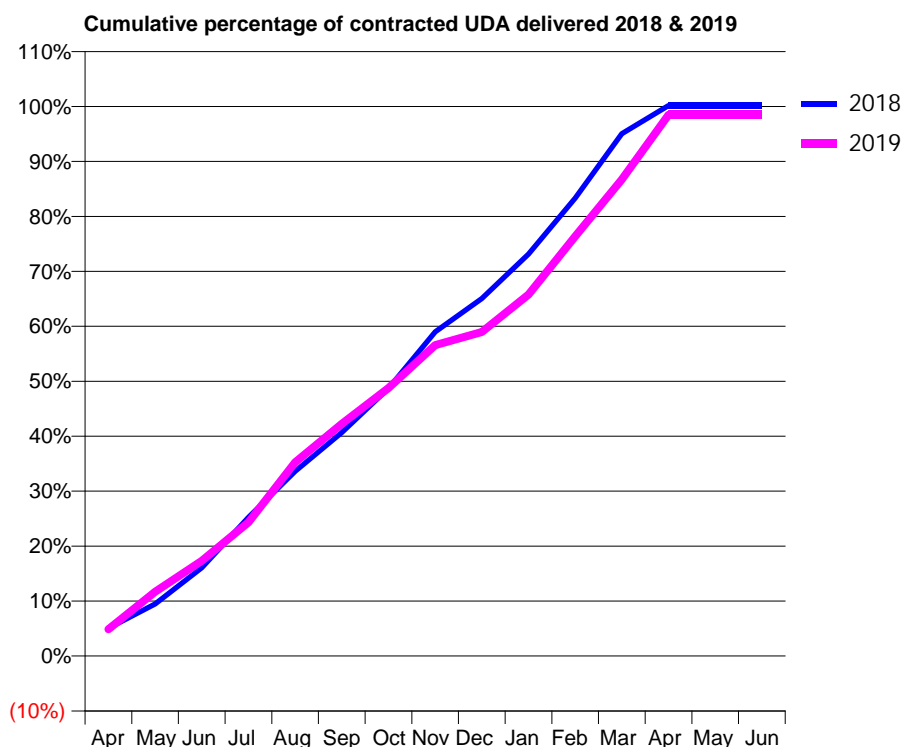
18/19 Contracted general activity (UDA)	2,876
Carry forward general activity (UDA)	-5
18/19 Contracted orthodontic activity (UOA)	0
Carry forward orthodontic activity (UOA)	0
Baseline contract value	£71,521.12

ACCESS*

Patients seen in 24 months	Total	Change since previous quarter
Quarter ending March 2018	1,000	
Quarter ending June 2018	1,011	→
Quarter ending September 2018	1,009	→
Quarter ending December 2018	977	↓
Quarter ending March 2019	991	→
Variance since March 2018	(0.9%)	→



ACTIVITY



Month	Adjusted Scheduled Activity (UDA)	
	2018	2019
April	146	141
May	272	337
June	462	498
July	725	700
August	967	1,014
September	1,169	1,215
October	1,401	1,402
November	1,696	1,627
December	1,871	1,695
January	2,103	1,891
February	2,397	2,197
March	2,733	2,494
April	2,881	2,833
May	2,881	2,833
June	2,881	2,833

QUALITY

	Quantity	Base Number	Contract	AT	Region	England
% of FP17s for the same patient ID Re-attending within 3 months - Children	36	704	5.1%	10.0%	11.5%	11.8%
% of FP17s for the same patient ID Re-attending within 3 months - Adults	61	589	10.4%	14.5%	15.2%	15.7%
% of FP17s for the same patient ID Re-attending between 3 & 9 months - Children	480	704	68.2%	56.7%	60.2%	58.9%
% of FP17s for the same patient ID Re-attending between 3 & 9 months - Adults	369	589	62.6%	50.0%	51.8%	50.8%
% of FP17s for Band 1 Urgent Courses	70	1,331	5.3%	8.7%	8.1%	9.1%
% of FP17s Relating to Free Repair or Replacements	3	1,331	0.2%	0.7%	0.8%	0.8%
% of FP17s Relating to Continuations	7	1,331	0.5%	0.9%	0.9%	0.9%
% of Patients satisfied with the dentistry they have received	0	0	N/A	92.9%	92.7%	92.5%
% of Patients satisfied with the time they had to wait for an appointment	0	0	N/A	87.3%	87.4%	87.0%

* This is based on patients treated on this contract for their most recent course of treatment. Figures in italics indicate the base number of FP17s or Patient Questionnaire responses are less than 100. N/A is shown where the base number of responses is less than 10 during the period. % is calculated as Quantity/Base number*100

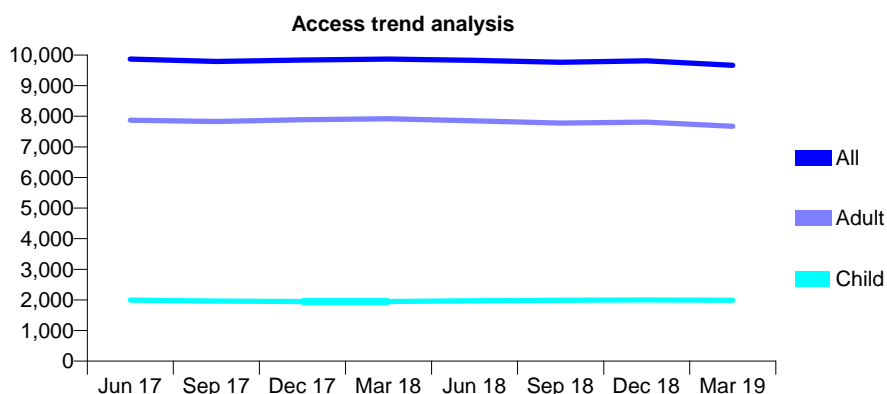
Q57 - Vital Signs At a Glance Contract Report for 124958/0001 - Year end March 2019

Name or company name	Westcliff Dental Practice Ltd
Contract type name	GDS Contract
Purpose of contract	General
Contract start date	01/02/2013
Contract end date	

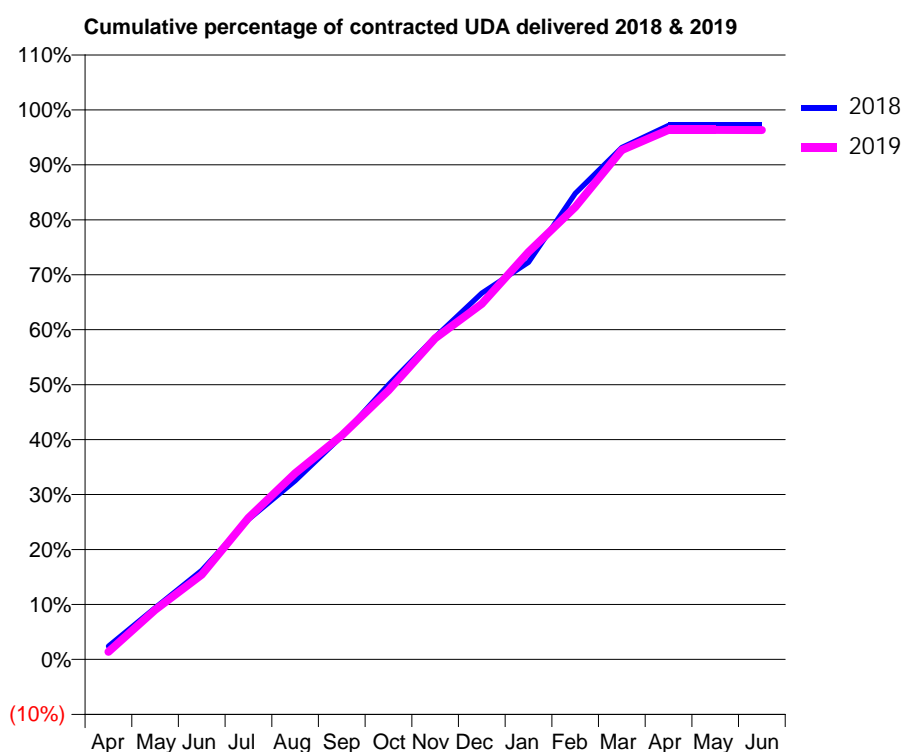
18/19 Contracted general activity (UDA)	30,788
Carry forward general activity (UDA)	867
18/19 Contracted orthodontic activity (UOA)	0
Carry forward orthodontic activity (UOA)	0
Baseline contract value	£709,839.21

ACCESS*

Patients seen in 24 months	Total	Change since previous quarter
Quarter ending March 2018	9,868	
Quarter ending June 2018	9,829	→
Quarter ending September 2018	9,768	→
Quarter ending December 2018	9,811	→
Quarter ending March 2019	9,666	↓
Variance since March 2018	(2.0%)	↓



ACTIVITY



Month	Adjusted Scheduled Activity (UDA)	
	2018	2019
April	742	433
May	2,893	2,778
June	4,989	4,751
July	7,839	7,930
August	10,005	10,434
September	12,504	12,548
October	15,395	15,067
November	18,061	17,991
December	20,520	19,923
January	22,254	22,824
February	26,111	25,349
March	28,682	28,536
April	29,913	29,663
May	29,915	29,662
June	29,921	29,658

QUALITY

	Quantity	Base Number	Contract	AT	Region	England
% of FP17s for the same patient ID Re-attending within 3 months - Children	298	3,005	9.9%	10.0%	11.5%	11.8%
% of FP17s for the same patient ID Re-attending within 3 months - Adults	1,695	10,687	15.9%	14.5%	15.2%	15.7%
% of FP17s for the same patient ID Re-attending between 3 & 9 months - Children	1,553	3,005	51.7%	56.7%	60.2%	58.9%
% of FP17s for the same patient ID Re-attending between 3 & 9 months - Adults	5,445	10,687	50.9%	50.0%	51.8%	50.8%
% of FP17s for Band 1 Urgent Courses	1,364	13,624	10.0%	8.7%	8.1%	9.1%
% of FP17s Relating to Free Repair or Replacements	134	13,624	1.0%	0.7%	0.8%	0.8%
% of FP17s Relating to Continuations	151	13,624	1.1%	0.9%	0.9%	0.9%
% of Patients satisfied with the dentistry they have received	1	1	N/A	92.9%	92.7%	92.5%
% of Patients satisfied with the time they had to wait for an appointment	1	1	N/A	87.3%	87.4%	87.0%

* This is based on patients treated on this contract for their most recent course of treatment. Figures in italics indicate the base number of FP17s or Patient Questionnaire responses are less than 100. N/A is shown where the base number of responses is less than 10 during the period. % is calculated as Quantity/Base number*100

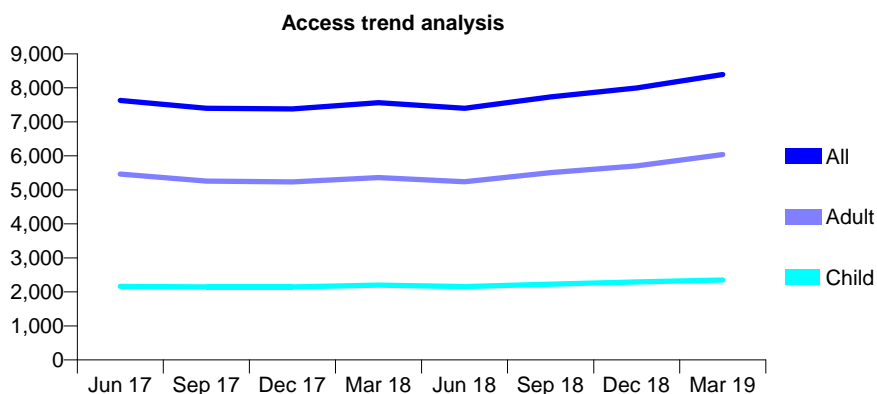
Q57 - Vital Signs At a Glance Contract Report for 125911/0001 - Year end March 2019

Name or company name	Prettygate Dental Practice Limited
Contract type name	GDS Contract
Purpose of contract	General
Contract start date	01/07/2013
Contract end date	

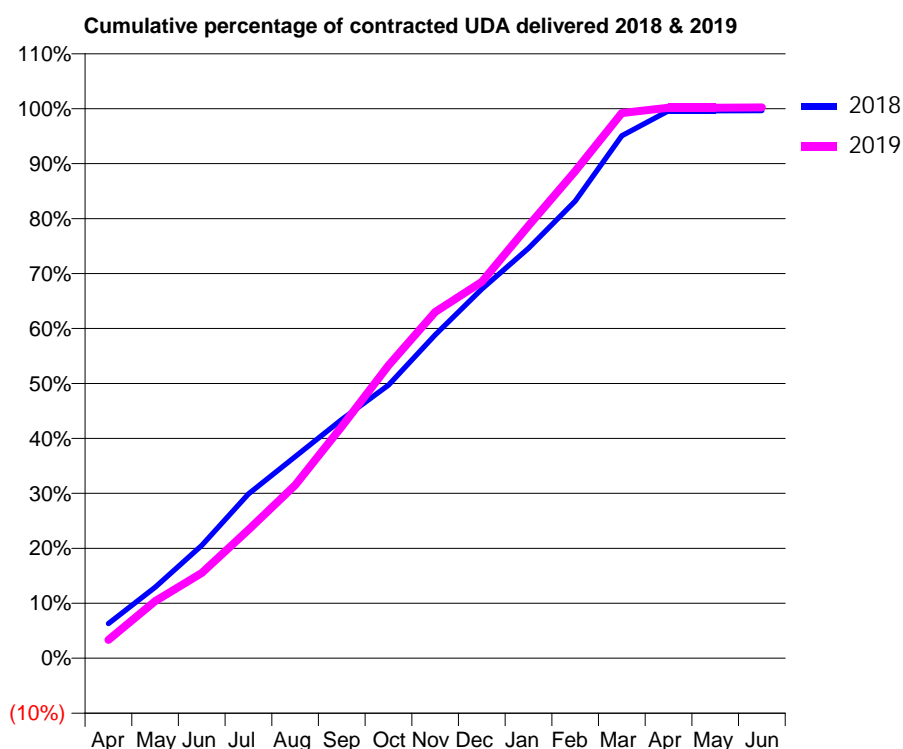
18/19 Contracted general activity (UDA)	20,299
Carry forward general activity (UDA)	75
18/19 Contracted orthodontic activity (UOA)	0
Carry forward orthodontic activity (UOA)	0
Baseline contract value	£499,780.21

ACCESS*

Patients seen in 24 months	Total	Change since previous quarter
Quarter ending March 2018	7,563	
Quarter ending June 2018	7,397	↓
Quarter ending September 2018	7,737	↑
Quarter ending December 2018	7,998	↑
Quarter ending March 2019	8,394	↑
Variance since March 2018	11.0%	↑



ACTIVITY



Month	2018	2019
April	1,280	680
May	2,625	2,106
June	4,167	3,148
July	6,066	4,744
August	7,444	6,395
September	8,814	8,556
October	10,089	10,815
November	11,943	12,788
December	13,637	13,896
January	15,142	15,979
February	16,882	17,994
March	19,298	20,135
April	20,218	20,330
May	20,221	20,334
June	20,224	20,340

QUALITY

	Quantity	Base Number	Contract	AT	Region	England
% of FP17s for the same patient ID Re-attending within 3 months - Children	261	3,434	7.6%	10.0%	11.5%	11.8%
% of FP17s for the same patient ID Re-attending within 3 months - Adults	1,152	8,242	14.0%	14.5%	15.2%	15.7%
% of FP17s for the same patient ID Re-attending between 3 & 9 months - Children	1,933	3,434	56.3%	56.7%	60.2%	58.9%
% of FP17s for the same patient ID Re-attending between 3 & 9 months - Adults	3,815	8,242	46.3%	50.0%	51.8%	50.8%
% of FP17s for Band 1 Urgent Courses	777	11,352	6.8%	8.7%	8.1%	9.1%
% of FP17s Relating to Free Repair or Replacements	94	11,352	0.8%	0.7%	0.8%	0.8%
% of FP17s Relating to Continuations	92	11,352	0.8%	0.9%	0.9%	0.9%
% of Patients satisfied with the dentistry they have received	2	2	N/A	92.9%	92.7%	92.5%
% of Patients satisfied with the time they had to wait for an appointment	2	2	N/A	87.3%	87.4%	87.0%

* This is based on patients treated on this contract for their most recent course of treatment.

Figures in italics indicate the base number of FP17s or Patient Questionnaire responses are less than 100. N/A is shown where the base number of responses is less than 10 during the period. % is calculated as Quantity/Base number*100

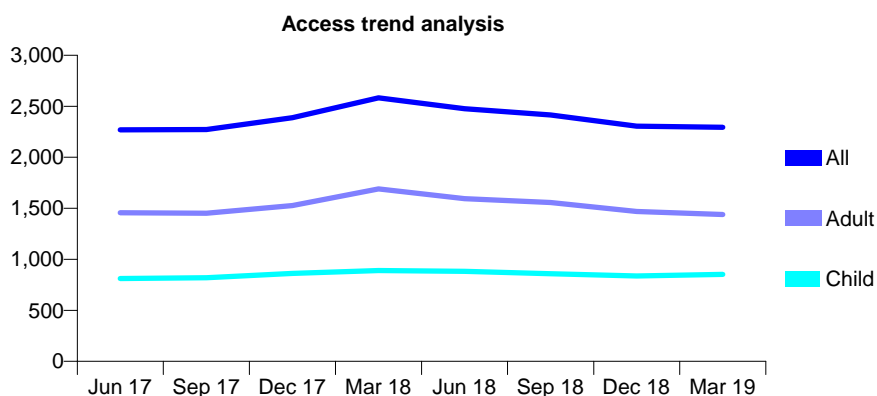
Q57 - Vital Signs At a Glance Contract Report for 125911/0002 - Year end March 2019

Name or company name	Prettygate Dental Practice Limited
Contract type name	GDS Contract
Purpose of contract	General
Contract start date	01/04/2013
Contract end date	

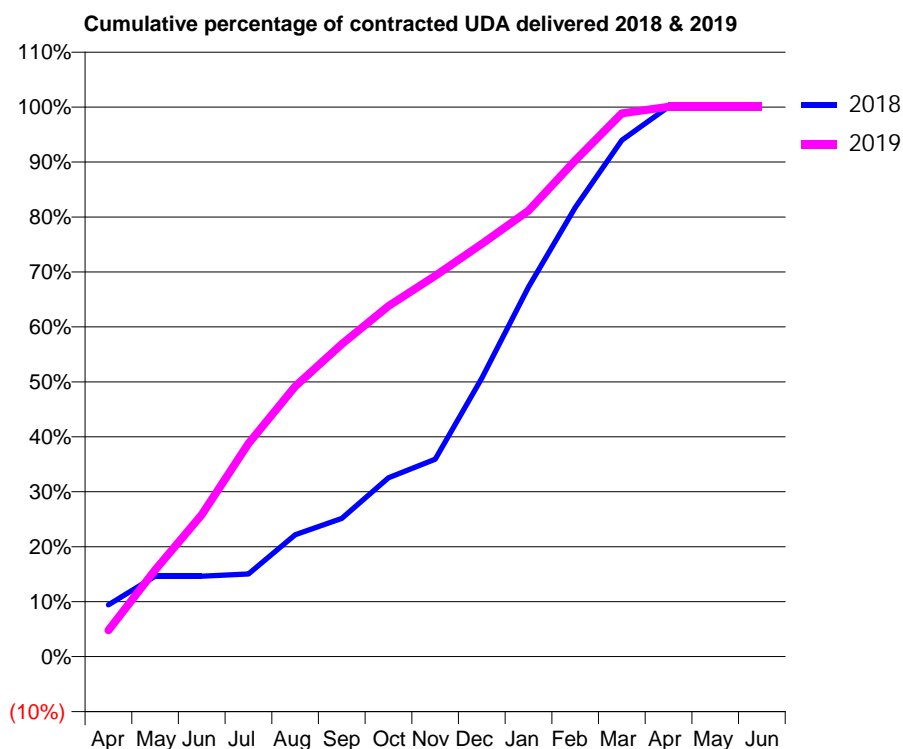
18/19 Contracted general activity (UDA)	4,867
Carry forward general activity (UDA)	-2
18/19 Contracted orthodontic activity (UOA)	0
Carry forward orthodontic activity (UOA)	0
Baseline contract value	£117,472.92

ACCESS*

Patients seen in 24 months	Total	Change since previous quarter
Quarter ending March 2018	2,582	
Quarter ending June 2018	2,476	↓
Quarter ending September 2018	2,415	↓
Quarter ending December 2018	2,305	↓
Quarter ending March 2019	2,293	→
Variance since March 2018	(11.2%)	↓



ACTIVITY



Month	Adjusted Scheduled Activity (UDA)	
	2018	2019
April	459	233
May	713	767
June	713	1,258
July	732	1,888
August	1,080	2,394
September	1,224	2,768
October	1,584	3,104
November	1,749	3,373
December	2,466	3,655
January	3,273	3,951
February	3,977	4,394
March	4,573	4,812
April	4,868	4,868
May	4,869	4,868
June	4,869	4,868

QUALITY

	Quantity	Base Number	Contract	AT	Region	England
% of FP17s for the same patient ID Re-attending within 3 months - Children	86	1,057	8.1%	10.0%	11.5%	11.8%
% of FP17s for the same patient ID Re-attending within 3 months - Adults	226	1,432	15.8%	14.5%	15.2%	15.7%
% of FP17s for the same patient ID Re-attending between 3 & 9 months - Children	507	1,057	48.0%	56.7%	60.2%	58.9%
% of FP17s for the same patient ID Re-attending between 3 & 9 months - Adults	521	1,432	36.4%	50.0%	51.8%	50.8%
% of FP17s for Band 1 Urgent Courses	202	2,383	8.5%	8.7%	8.1%	9.1%
% of FP17s Relating to Free Repair or Replacements	27	2,383	1.1%	0.7%	0.8%	0.8%
% of FP17s Relating to Continuations	20	2,383	0.8%	0.9%	0.9%	0.9%
% of Patients satisfied with the dentistry they have received	0	0	N/A	92.9%	92.7%	92.5%
% of Patients satisfied with the time they had to wait for an appointment	0	0	N/A	87.3%	87.4%	87.0%

* This is based on patients treated on this contract for their most recent course of treatment. Figures in italics indicate the base number of FP17s or Patient Questionnaire responses are less than 100. N/A is shown where the base number of responses is less than 10 during the period. % is calculated as Quantity/Base number*100

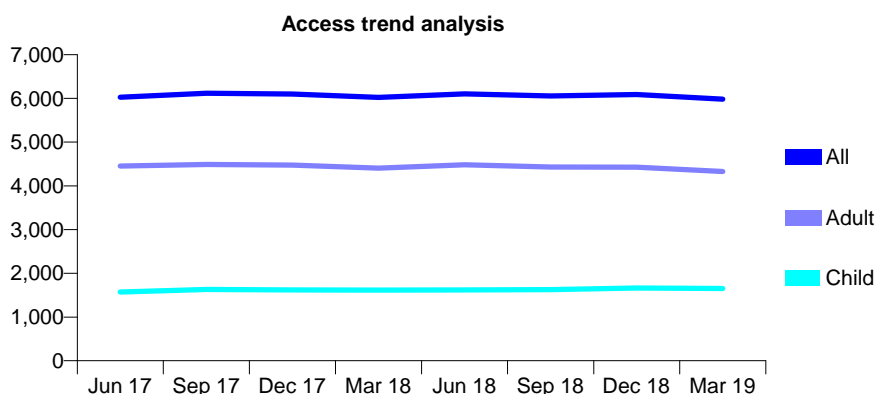
Q57 - Vital Signs At a Glance Contract Report for 127396/0001 - Year end March 2019

Name or company name	Smile Dental Clinic
Contract type name	GDS Contract
Purpose of contract	General
Contract start date	01/08/2013
Contract end date	

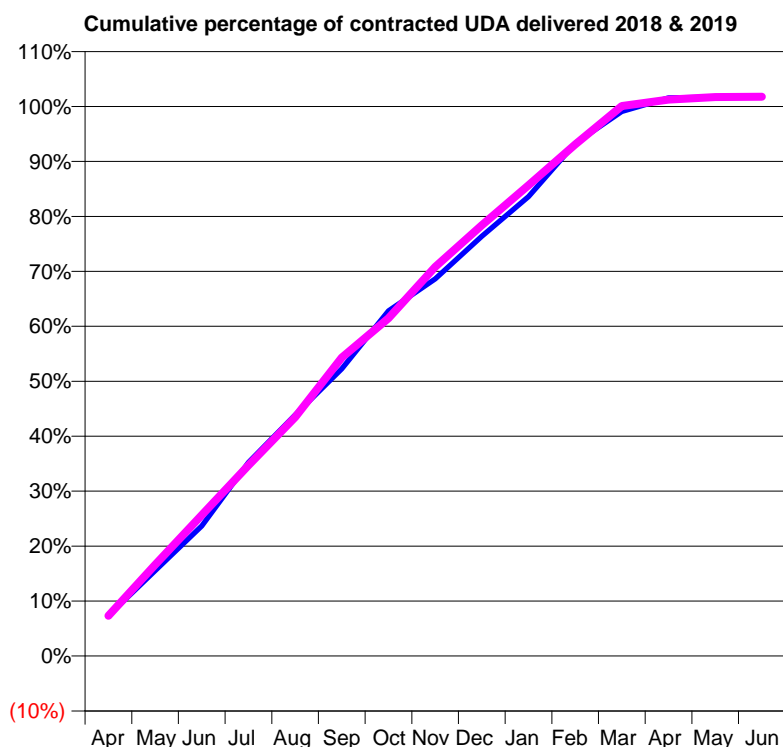
18/19 Contracted general activity (UDA)	16,000
Carry forward general activity (UDA)	-291
18/19 Contracted orthodontic activity (UOA)	0
Carry forward orthodontic activity (UOA)	0
Baseline contract value	£441,714.25

ACCESS*

Patients seen in 24 months	Total	Change since previous quarter
Quarter ending March 2018	6,021	
Quarter ending June 2018	6,102	→
Quarter ending September 2018	6,057	→
Quarter ending December 2018	6,091	→
Quarter ending March 2019	5,982	↓
Variance since March 2018	(0.6%)	→



ACTIVITY



Month	Adjusted Scheduled Activity (UDA)	
	2018	2019
April	1,180	1,173
May	2,485	2,659
June	3,789	4,100
July	5,638	5,554
August	7,021	6,957
September	8,360	8,686
October	10,045	9,834
November	10,982	11,330
December	12,222	12,538
January	13,376	13,709
February	14,925	14,896
March	15,856	16,016
April	16,249	16,199
May	16,265	16,273
June	16,267	16,281

QUALITY

	Quantity	Base Number	Contract	AT	Region	England
% of FP17s for the same patient ID Re-attending within 3 months - Children	40	1,705	2.3%	10.0%	11.5%	11.8%
% of FP17s for the same patient ID Re-attending within 3 months - Adults	314	4,217	7.4%	14.5%	15.2%	15.7%
% of FP17s for the same patient ID Re-attending between 3 & 9 months - Children	611	1,705	35.8%	56.7%	60.2%	58.9%
% of FP17s for the same patient ID Re-attending between 3 & 9 months - Adults	1,303	4,217	30.9%	50.0%	51.8%	50.8%
% of FP17s for Band 1 Urgent Courses	313	5,575	5.6%	8.7%	8.1%	9.1%
% of FP17s Relating to Free Repair or Replacements	56	5,575	1.0%	0.7%	0.8%	0.8%
% of FP17s Relating to Continuations	16	5,575	0.3%	0.9%	0.9%	0.9%
% of Patients satisfied with the dentistry they have received	18	18	100.0%	92.9%	92.7%	92.5%
% of Patients satisfied with the time they had to wait for an appointment	17	18	94.4%	87.3%	87.4%	87.0%

* This is based on patients treated on this contract for their most recent course of treatment. Figures in italics indicate the base number of FP17s or Patient Questionnaire responses are less than 100. N/A is shown where the base number of responses is less than 10 during the period. % is calculated as Quantity/Base number*100

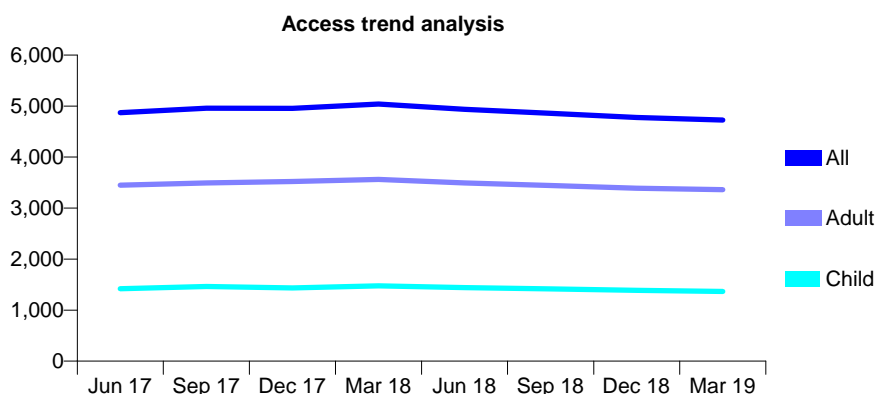
Q57 - Vital Signs At a Glance Contract Report for 128937/0001 - Year end March 2019

Name or company name	Halstead Dental Partnership
Contract type name	GDS Contract
Purpose of contract	General
Contract start date	01/01/2015
Contract end date	

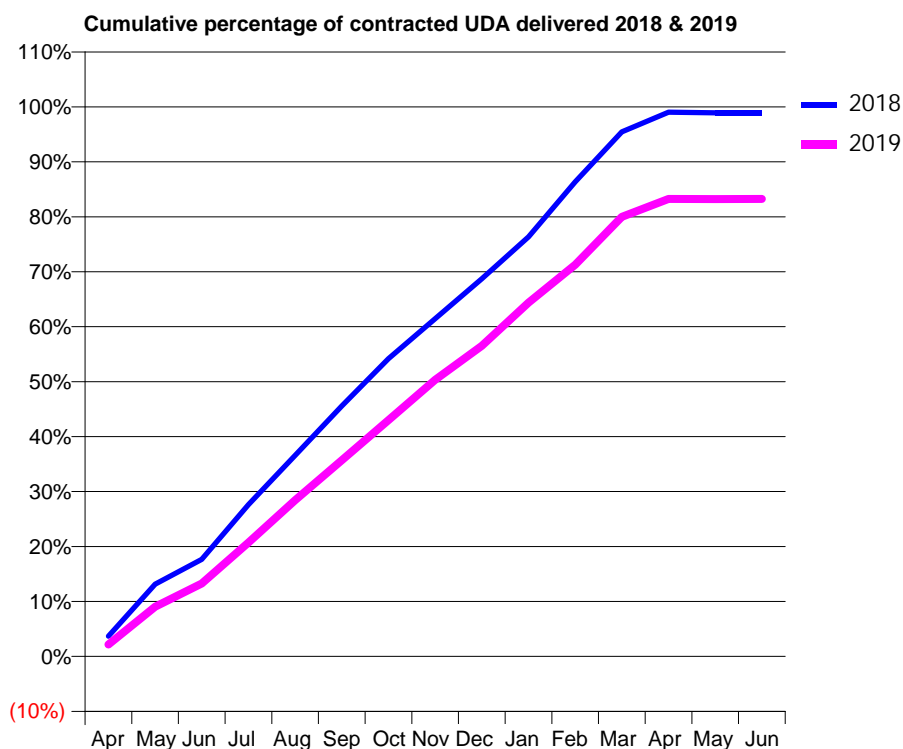
18/19 Contracted general activity (UDA)	14,033
Carry forward general activity (UDA)	151
18/19 Contracted orthodontic activity (UOA)	0
Carry forward orthodontic activity (UOA)	0
Baseline contract value	£348,383.25

ACCESS*

Patients seen in 24 months	Total	Change since previous quarter
Quarter ending March 2018	5,038	
Quarter ending June 2018	4,938	↓
Quarter ending September 2018	4,858	↓
Quarter ending December 2018	4,777	↓
Quarter ending March 2019	4,725	↓
Variance since March 2018	(6.2%)	↓



ACTIVITY



Month	Adjusted Scheduled Activity (UDA)	
	2018	2019
April	515	304
May	1,846	1,268
June	2,480	1,860
July	3,877	2,905
August	5,132	3,991
September	6,394	5,007
October	7,603	6,037
November	8,624	7,063
December	9,641	7,930
January	10,716	9,033
February	12,119	10,003
March	13,394	11,225
April	13,896	11,681
May	13,882	11,680
June	13,882	11,683

QUALITY

	Quantity	Base Number	Contract	AT	Region	England
% of FP17s for the same patient ID Re-attending within 3 months - Children	99	1,793	5.5%	10.0%	11.5%	11.8%
% of FP17s for the same patient ID Re-attending within 3 months - Adults	338	3,714	9.1%	14.5%	15.2%	15.7%
% of FP17s for the same patient ID Re-attending between 3 & 9 months - Children	966	1,793	53.9%	56.7%	60.2%	58.9%
% of FP17s for the same patient ID Re-attending between 3 & 9 months - Adults	2,029	3,714	54.6%	50.0%	51.8%	50.8%
% of FP17s for Band 1 Urgent Courses	223	5,490	4.1%	8.7%	8.1%	9.1%
% of FP17s Relating to Free Repair or Replacements	17	5,490	0.3%	0.7%	0.8%	0.8%
% of FP17s Relating to Continuations	10	5,490	0.2%	0.9%	0.9%	0.9%
% of Patients satisfied with the dentistry they have received	1	1	N/A	92.9%	92.7%	92.5%
% of Patients satisfied with the time they had to wait for an appointment	1	1	N/A	87.3%	87.4%	87.0%

* This is based on patients treated on this contract for their most recent course of treatment.

Figures in italics indicate the base number of FP17s or Patient Questionnaire responses are less than 100. N/A is shown where the base number of responses is less than 10 during the period. % is calculated as Quantity/Base number*100

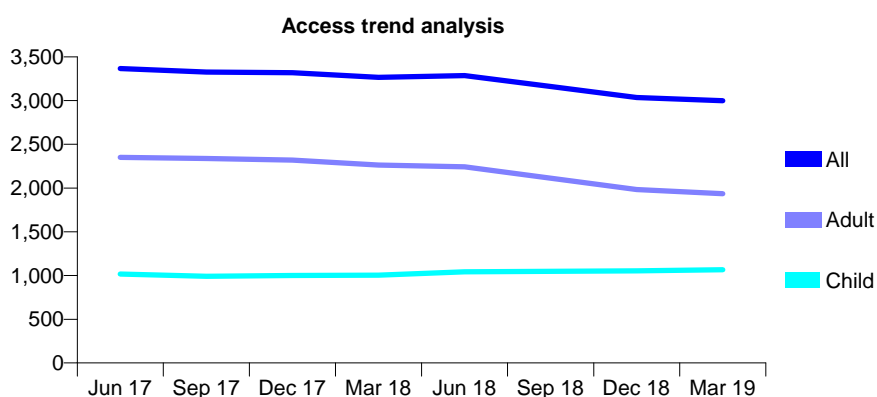
Q57 - Vital Signs At a Glance Contract Report for 129291/0001 - Year end March 2019

Name or company name	The Essex Dental Clinic
Contract type name	GDS Contract
Purpose of contract	General
Contract start date	01/12/2014
Contract end date	

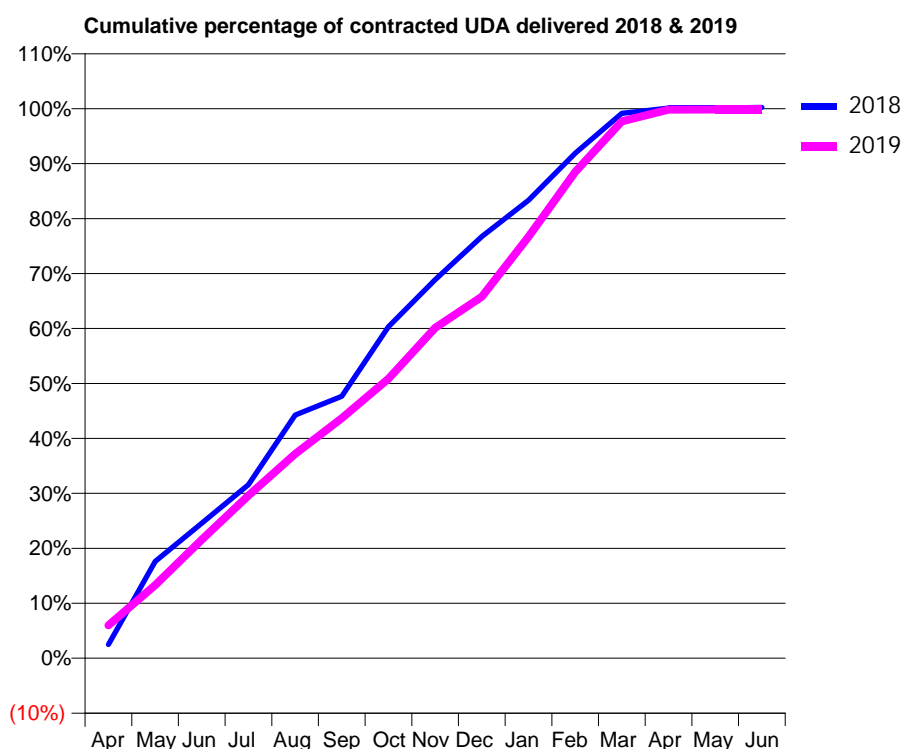
18/19 Contracted general activity (UDA)	8,750
Carry forward general activity (UDA)	-19
18/19 Contracted orthodontic activity (UOA)	0
Carry forward orthodontic activity (UOA)	0
Baseline contract value	£195,333.59

ACCESS*

Patients seen in 24 months	Total	Change since previous quarter
Quarter ending March 2018	3,266	
Quarter ending June 2018	3,285	→
Quarter ending September 2018	3,162	↓
Quarter ending December 2018	3,036	↓
Quarter ending March 2019	2,999	↓
Variance since March 2018	(8.2%)	↓



ACTIVITY



Month	Adjusted Scheduled Activity (UDA)	
	2018	2019
April	217	523
May	1,540	1,166
June	2,151	1,887
July	2,765	2,589
August	3,872	3,253
September	4,170	3,822
October	5,280	4,450
November	6,028	5,260
December	6,713	5,756
January	7,293	6,710
February	8,039	7,744
March	8,675	8,547
April	8,760	8,735
May	8,760	8,737
June	8,769	8,738

QUALITY

	Quantity	Base Number	Contract	AT	Region	England
% of FP17s for the same patient ID Re-attending within 3 months - Children	90	1,687	5.3%	10.0%	11.5%	11.8%
% of FP17s for the same patient ID Re-attending within 3 months - Adults	258	2,544	10.1%	14.5%	15.2%	15.7%
% of FP17s for the same patient ID Re-attending between 3 & 9 months - Children	1,131	1,687	67.0%	56.7%	60.2%	58.9%
% of FP17s for the same patient ID Re-attending between 3 & 9 months - Adults	1,533	2,544	60.3%	50.0%	51.8%	50.8%
% of FP17s for Band 1 Urgent Courses	209	4,257	4.9%	8.7%	8.1%	9.1%
% of FP17s Relating to Free Repair or Replacements	9	4,257	0.2%	0.7%	0.8%	0.8%
% of FP17s Relating to Continuations	5	4,257	0.1%	0.9%	0.9%	0.9%
% of Patients satisfied with the dentistry they have received	2	3	N/A	92.9%	92.7%	92.5%
% of Patients satisfied with the time they had to wait for an appointment	2	3	N/A	87.3%	87.4%	87.0%

* This is based on patients treated on this contract for their most recent course of treatment.

Figures in italics indicate the base number of FP17s or Patient Questionnaire responses are less than 100. N/A is shown where the base number of responses is less than 10 during the period. % is calculated as Quantity/Base number*100

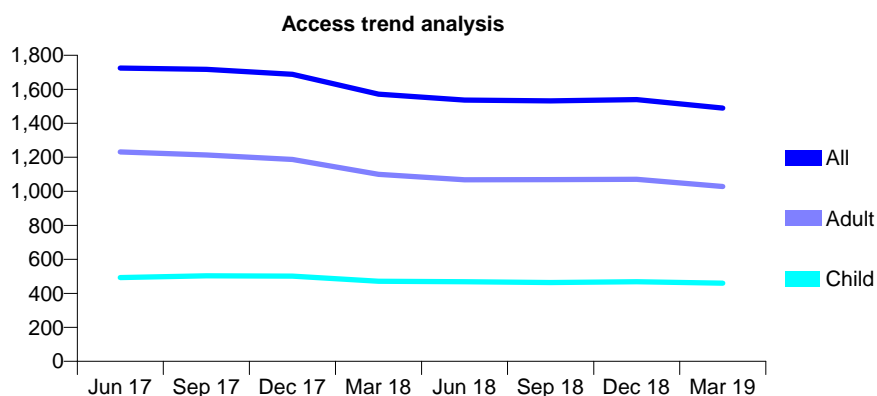
Q57 - Vital Signs At a Glance Contract Report for 130397/0001 - Year end March 2019

Name or company name	Mr I Arbee & Miss Banoo Peer
Contract type name	GDS Contract
Purpose of contract	General
Contract start date	01/05/2010
Contract end date	

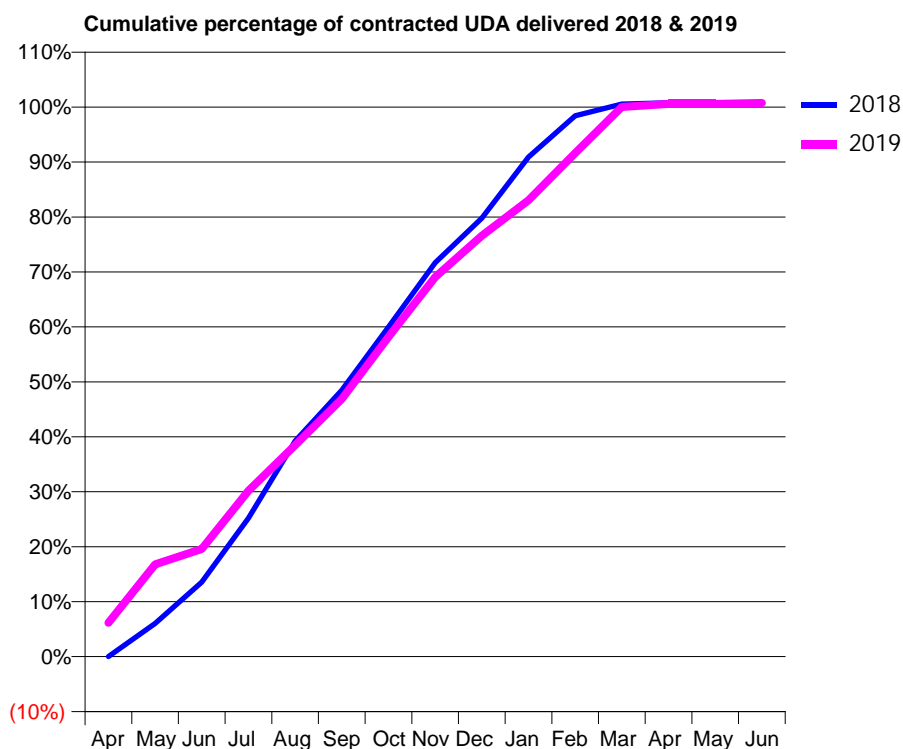
18/19 Contracted general activity (UDA)	4,500
Carry forward general activity (UDA)	-36
18/19 Contracted orthodontic activity (UOA)	0
Carry forward orthodontic activity (UOA)	0
Baseline contract value	£121,756.41

ACCESS*

Patients seen in 24 months	Total	Change since previous quarter
Quarter ending March 2018	1,571	
Quarter ending June 2018	1,536	↓
Quarter ending September 2018	1,532	→
Quarter ending December 2018	1,539	→
Quarter ending March 2019	1,489	↓
Variance since March 2018	(5.2%)	↓



ACTIVITY



Month	Adjusted Scheduled Activity (UDA)	
	2018	2019
April	0	277
May	273	756
June	610	882
July	1,134	1,358
August	1,766	1,732
September	2,181	2,109
October	2,699	2,618
November	3,226	3,108
December	3,590	3,446
January	4,090	3,736
February	4,428	4,123
March	4,525	4,501
April	4,534	4,526
May	4,536	4,526
June	4,536	4,534

QUALITY

	Quantity	Base Number	Contract	AT	Region	England
% of FP17s for the same patient ID Re-attending within 3 months - Children	10	854	1.2%	10.0%	11.5%	11.8%
% of FP17s for the same patient ID Re-attending within 3 months - Adults	39	1,452	2.7%	14.5%	15.2%	15.7%
% of FP17s for the same patient ID Re-attending between 3 & 9 months - Children	645	854	75.5%	56.7%	60.2%	58.9%
% of FP17s for the same patient ID Re-attending between 3 & 9 months - Adults	971	1,452	66.9%	50.0%	51.8%	50.8%
% of FP17s for Band 1 Urgent Courses	49	2,310	2.1%	8.7%	8.1%	9.1%
% of FP17s Relating to Free Repair or Replacements	0	2,310	0.0%	0.7%	0.8%	0.8%
% of FP17s Relating to Continuations	2	2,310	0.1%	0.9%	0.9%	0.9%
% of Patients satisfied with the dentistry they have received	0	0	N/A	92.9%	92.7%	92.5%
% of Patients satisfied with the time they had to wait for an appointment	0	0	N/A	87.3%	87.4%	87.0%

* This is based on patients treated on this contract for their most recent course of treatment. Figures in italics indicate the base number of FP17s or Patient Questionnaire responses are less than 100. N/A is shown where the base number of responses is less than 10 during the period. % is calculated as Quantity/Base number*100

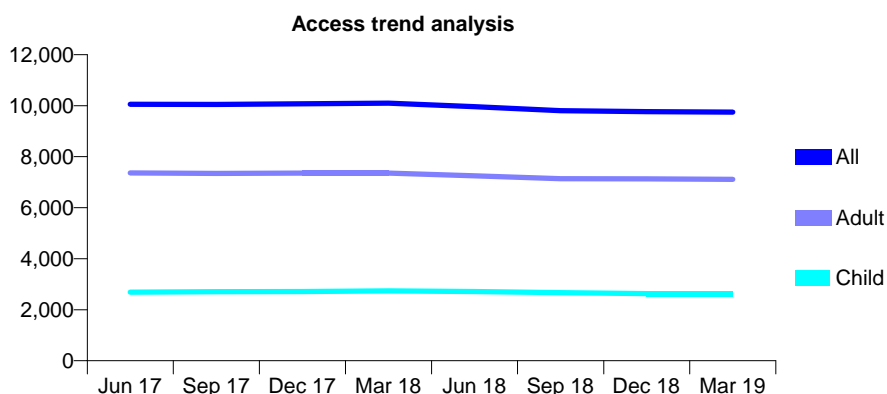
Q57 - Vital Signs At a Glance Contract Report for 131083/0001 - Year end March 2019

Name or company name	Highwoods & St Johns Limited
Contract type name	GDS Contract
Purpose of contract	General
Contract start date	12/11/2007
Contract end date	

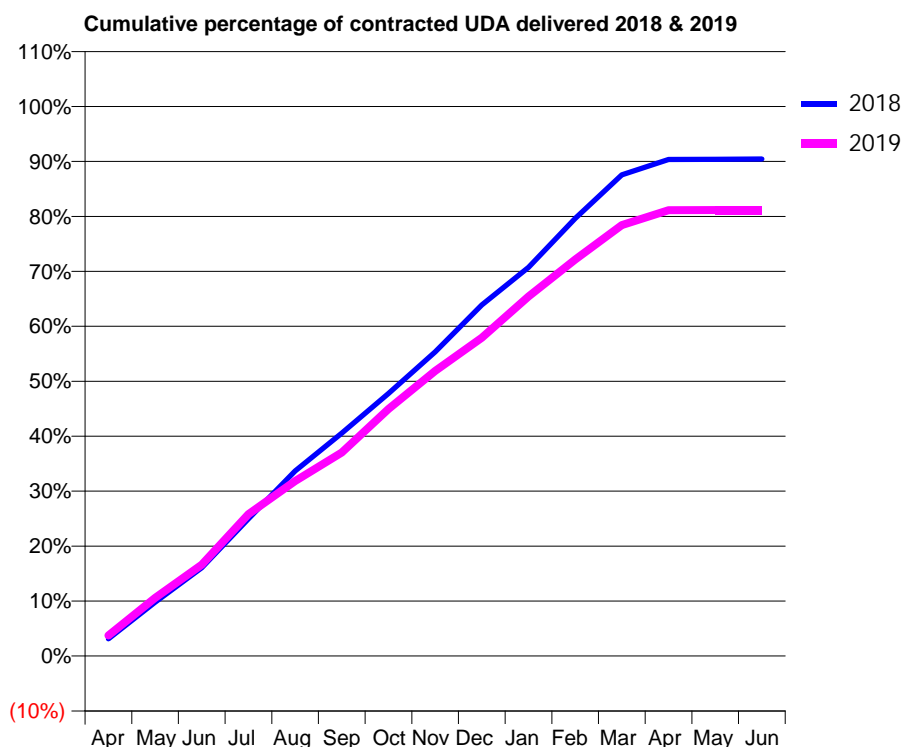
18/19 Contracted general activity (UDA)	29,084
Carry forward general activity (UDA)	0
18/19 Contracted orthodontic activity (UOA)	0
Carry forward orthodontic activity (UOA)	0
Baseline contract value	£945,199.10

ACCESS*

Patients seen in 24 months	Total	Change since previous quarter
Quarter ending March 2018	10,098	
Quarter ending June 2018	9,961	↓
Quarter ending September 2018	9,808	↓
Quarter ending December 2018	9,765	→
Quarter ending March 2019	9,749	→
Variance since March 2018	(3.5%)	↓



ACTIVITY



Month	Adjusted Scheduled Activity (UDA)	
	2018	2019
April	915	1,092
May	2,848	3,079
June	4,669	4,828
July	7,266	7,510
August	9,789	9,262
September	11,794	10,773
October	13,894	13,077
November	16,094	15,089
December	18,582	16,845
January	20,568	19,023
February	23,163	20,986
March	25,460	22,806
April	26,279	23,593
May	26,288	23,595
June	26,298	23,594

QUALITY

	Quantity	Base Number	Contract	AT	Region	England
% of FP17s for the same patient ID Re-attending within 3 months - Children	208	3,702	5.6%	10.0%	11.5%	11.8%
% of FP17s for the same patient ID Re-attending within 3 months - Adults	1,214	9,057	13.4%	14.5%	15.2%	15.7%
% of FP17s for the same patient ID Re-attending between 3 & 9 months - Children	2,252	3,702	60.8%	56.7%	60.2%	58.9%
% of FP17s for the same patient ID Re-attending between 3 & 9 months - Adults	4,497	9,057	49.7%	50.0%	51.8%	50.8%
% of FP17s for Band 1 Urgent Courses	1,398	12,822	10.9%	8.7%	8.1%	9.1%
% of FP17s Relating to Free Repair or Replacements	68	12,822	0.5%	0.7%	0.8%	0.8%
% of FP17s Relating to Continuations	17	12,822	0.1%	0.9%	0.9%	0.9%
% of Patients satisfied with the dentistry they have received	5	5	N/A	92.9%	92.7%	92.5%
% of Patients satisfied with the time they had to wait for an appointment	5	5	N/A	87.3%	87.4%	87.0%

* This is based on patients treated on this contract for their most recent course of treatment. Figures in italics indicate the base number of FP17s or Patient Questionnaire responses are less than 100. N/A is shown where the base number of responses is less than 10 during the period. % is calculated as Quantity/Base number*100

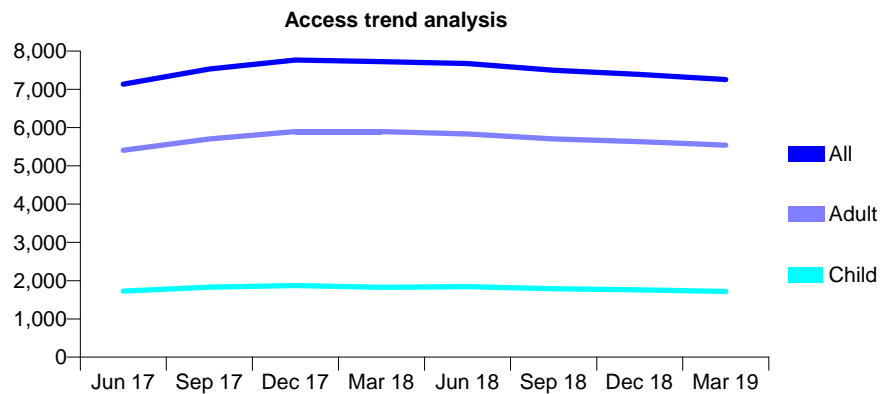
Q57 - Vital Signs At a Glance Contract Report for 131903/0001 - Year end March 2019

Name or company name	Penhaligon Witham Partnership
Contract type name	GDS Contract
Purpose of contract	General
Contract start date	01/12/2015
Contract end date	

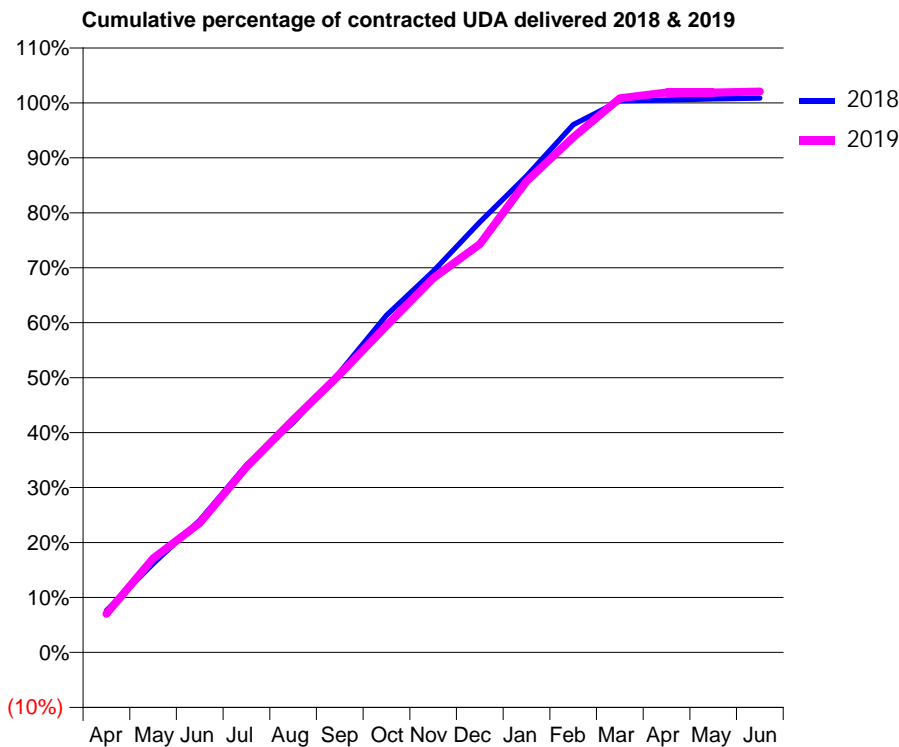
18/19 Contracted general activity (UDA)	20,000
Carry forward general activity (UDA)	-170
18/19 Contracted orthodontic activity (UOA)	0
Carry forward orthodontic activity (UOA)	0
Baseline contract value	£592,592.01

ACCESS*

Patients seen in 24 months	Total	Change since previous quarter
Quarter ending March 2018	7,724	
Quarter ending June 2018	7,674	→
Quarter ending September 2018	7,495	↓
Quarter ending December 2018	7,389	↓
Quarter ending March 2019	7,257	↓
Variance since March 2018	(6.0%)	↓



ACTIVITY



Month	Adjusted Scheduled Activity (UDA)	
	2018	2019
April	1,486	1,404
May	3,151	3,425
June	4,685	4,711
July	6,647	6,747
August	8,154	8,469
September	9,939	10,120
October	11,961	11,892
November	13,528	13,622
December	15,269	14,854
January	16,901	17,144
February	18,727	18,748
March	19,573	20,167
April	19,598	20,378
May	19,640	20,378
June	19,670	20,411

QUALITY

	Quantity	Base Number	Contract	AT	Region	England
% of FP17s for the same patient ID Re-attending within 3 months - Children	102	1,910	5.3%	10.0%	11.5%	11.8%
% of FP17s for the same patient ID Re-attending within 3 months - Adults	716	6,455	11.1%	14.5%	15.2%	15.7%
% of FP17s for the same patient ID Re-attending between 3 & 9 months - Children	352	1,910	18.4%	56.7%	60.2%	58.9%
% of FP17s for the same patient ID Re-attending between 3 & 9 months - Adults	1,932	6,455	29.9%	50.0%	51.8%	50.8%
% of FP17s for Band 1 Urgent Courses	753	8,382	9.0%	8.7%	8.1%	9.1%
% of FP17s Relating to Free Repair or Replacements	46	8,382	0.5%	0.7%	0.8%	0.8%
% of FP17s Relating to Continuations	12	8,382	0.1%	0.9%	0.9%	0.9%
% of Patients satisfied with the dentistry they have received	2	3	N/A	92.9%	92.7%	92.5%
% of Patients satisfied with the time they had to wait for an appointment	2	3	N/A	87.3%	87.4%	87.0%

* This is based on patients treated on this contract for their most recent course of treatment. Figures in italics indicate the base number of FP17s or Patient Questionnaire responses are less than 100. N/A is shown where the base number of responses is less than 10 during the period. % is calculated as Quantity/Base number*100

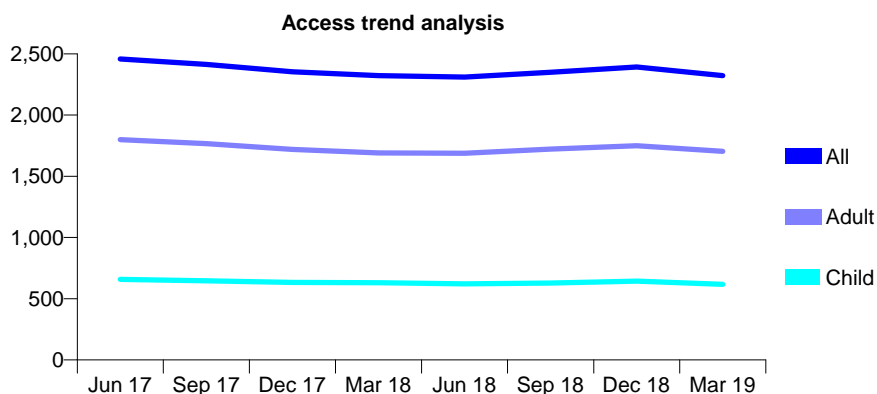
Q57 - Vital Signs At a Glance Contract Report for 133590/0001 - Year end March 2019

Name or company name	Laindon Health Centre Dental Practice
Contract type name	GDS Contract
Purpose of contract	General
Contract start date	01/07/2006
Contract end date	

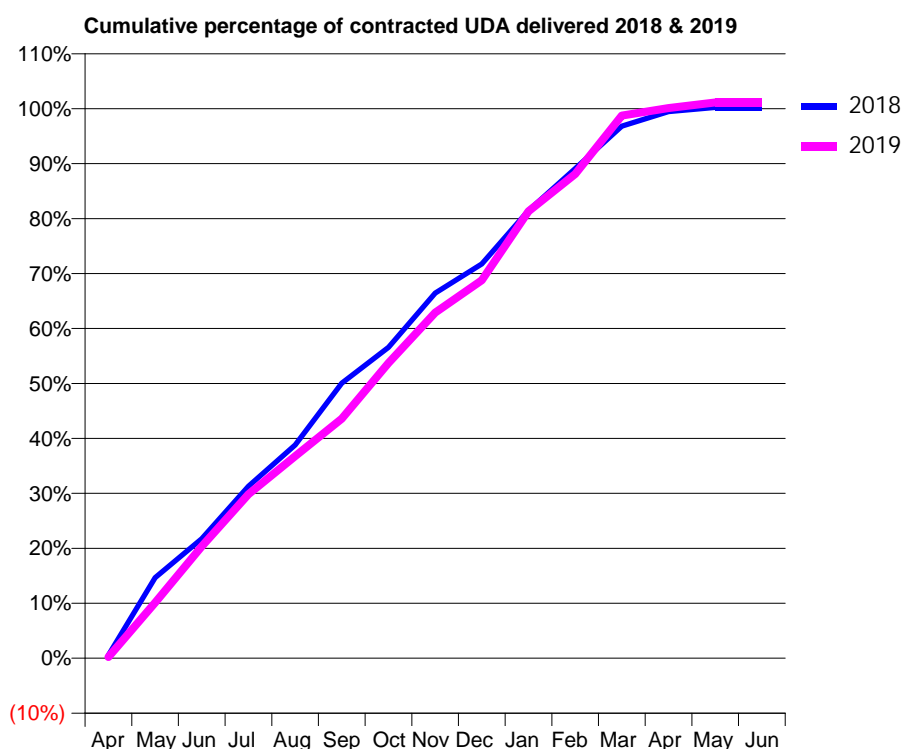
18/19 Contracted general activity (UDA)	7,926
Carry forward general activity (UDA)	-19
18/19 Contracted orthodontic activity (UOA)	0
Carry forward orthodontic activity (UOA)	0
Baseline contract value	£220,029.54

ACCESS*

Patients seen in 24 months	Total	Change since previous quarter
Quarter ending March 2018	2,322	
Quarter ending June 2018	2,310	→
Quarter ending September 2018	2,350	→
Quarter ending December 2018	2,393	→
Quarter ending March 2019	2,322	↓
Variance since March 2018	0.0%	→



ACTIVITY



Month	Adjusted Scheduled Activity (UDA)	
	2018	2019
April	45	19
May	1,164	803
June	1,722	1,613
July	2,481	2,365
August	3,076	2,915
September	3,966	3,454
October	4,484	4,257
November	5,268	4,985
December	5,686	5,451
January	6,457	6,447
February	7,061	6,983
March	7,674	7,826
April	7,883	7,935
May	7,945	8,016
June	7,945	8,016

QUALITY

	Quantity	Base Number	Contract	AT	Region	England
% of FP17s for the same patient ID Re-attending within 3 months - Children	77	878	8.8%	10.0%	11.5%	11.8%
% of FP17s for the same patient ID Re-attending within 3 months - Adults	381	2,433	15.7%	14.5%	15.2%	15.7%
% of FP17s for the same patient ID Re-attending between 3 & 9 months - Children	471	878	53.6%	56.7%	60.2%	58.9%
% of FP17s for the same patient ID Re-attending between 3 & 9 months - Adults	1,322	2,433	54.3%	50.0%	51.8%	50.8%
% of FP17s for Band 1 Urgent Courses	269	3,325	8.1%	8.7%	8.1%	9.1%
% of FP17s Relating to Free Repair or Replacements	57	3,325	1.7%	0.7%	0.8%	0.8%
% of FP17s Relating to Continuations	31	3,325	0.9%	0.9%	0.9%	0.9%
% of Patients satisfied with the dentistry they have received	2	2	N/A	92.9%	92.7%	92.5%
% of Patients satisfied with the time they had to wait for an appointment	2	2	N/A	87.3%	87.4%	87.0%

* This is based on patients treated on this contract for their most recent course of treatment.

Figures in italics indicate the base number of FP17s or Patient Questionnaire responses are less than 100. N/A is shown where the base number of responses is less than 10 during the period. % is calculated as Quantity/Base number*100

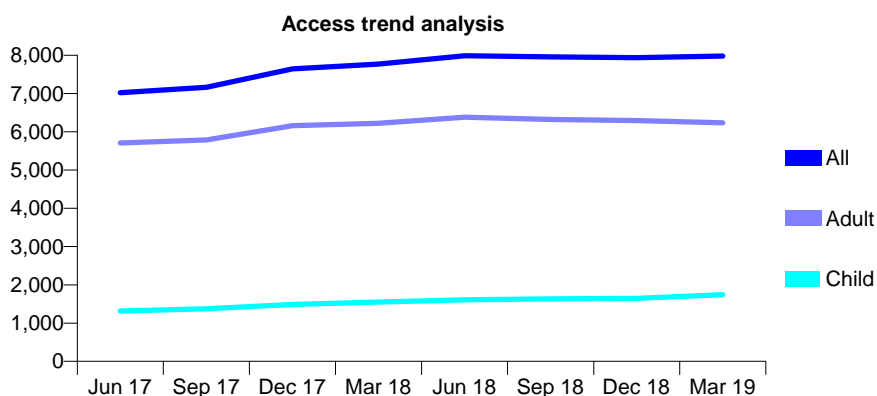
Q57 - Vital Signs At a Glance Contract Report for 133671/0001 - Year end March 2019

Name or company name	One Step By Step Limited
Contract type name	GDS Contract
Purpose of contract	General
Contract start date	27/09/2010
Contract end date	

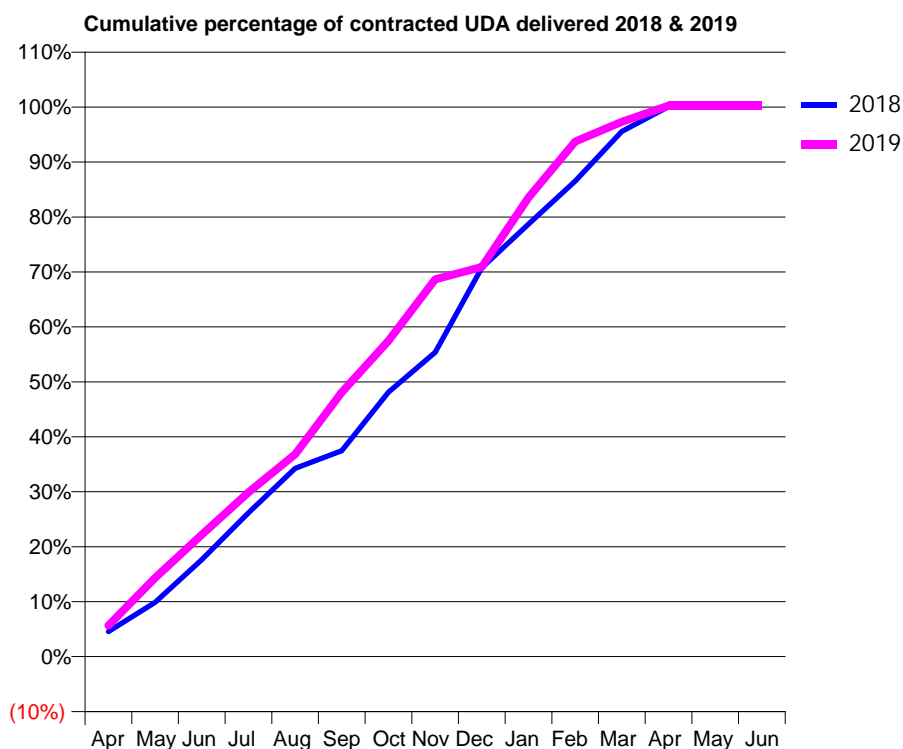
18/19 Contracted general activity (UDA)	15,202
Carry forward general activity (UDA)	-15
18/19 Contracted orthodontic activity (UOA)	0
Carry forward orthodontic activity (UOA)	0
Baseline contract value	£390,899.28

ACCESS*

Patients seen in 24 months	Total	Change since previous quarter
Quarter ending March 2018	7,769	
Quarter ending June 2018	7,989	↑
Quarter ending September 2018	7,955	→
Quarter ending December 2018	7,940	→
Quarter ending March 2019	7,976	→
Variance since March 2018	2.7%	↑



ACTIVITY



Month	Adjusted Scheduled Activity (UDA)	
	2018	2019
April	696	861
May	1,504	2,181
June	2,678	3,372
July	3,979	4,547
August	5,210	5,597
September	5,695	7,314
October	7,317	8,737
November	8,420	10,438
December	10,757	10,776
January	11,964	12,701
February	13,152	14,250
March	14,529	14,790
April	15,212	15,241
May	15,212	15,240
June	15,217	15,240

QUALITY

	Quantity	Base Number	Contract	AT	Region	England
% of FP17s for the same patient ID Re-attending within 3 months - Children	158	2,196	7.2%	10.0%	11.5%	11.8%
% of FP17s for the same patient ID Re-attending within 3 months - Adults	850	7,171	11.9%	14.5%	15.2%	15.7%
% of FP17s for the same patient ID Re-attending between 3 & 9 months - Children	1,017	2,196	46.3%	56.7%	60.2%	58.9%
% of FP17s for the same patient ID Re-attending between 3 & 9 months - Adults	3,668	7,171	51.2%	50.0%	51.8%	50.8%
% of FP17s for Band 1 Urgent Courses	979	8,649	11.3%	8.7%	8.1%	9.1%
% of FP17s Relating to Free Repair or Replacements	37	8,649	0.4%	0.7%	0.8%	0.8%
% of FP17s Relating to Continuations	3	8,649	0.0%	0.9%	0.9%	0.9%
% of Patients satisfied with the dentistry they have received	4	4	N/A	92.9%	92.7%	92.5%
% of Patients satisfied with the time they had to wait for an appointment	4	4	N/A	87.3%	87.4%	87.0%

* This is based on patients treated on this contract for their most recent course of treatment. Figures in italics indicate the base number of FP17s or Patient Questionnaire responses are less than 100. N/A is shown where the base number of responses is less than 10 during the period. % is calculated as Quantity/Base number*100

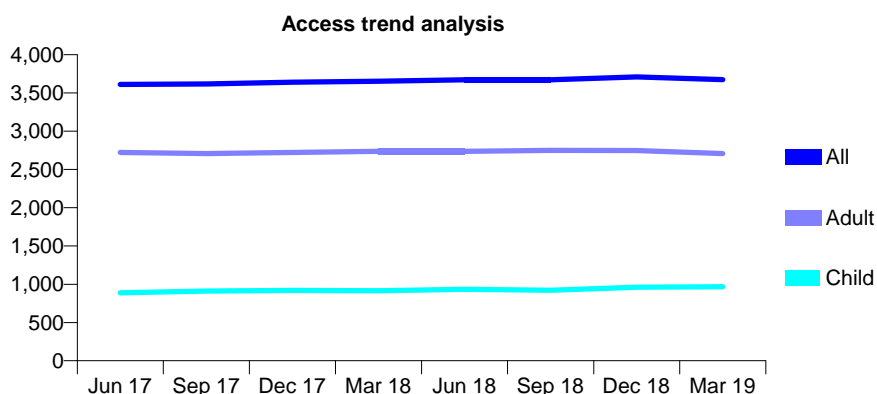
Q57 - Vital Signs At a Glance Contract Report for 134295/0008 - Year end March 2019

Name or company name	The Benfleet Dental Centre
Contract type name	GDS Contract
Purpose of contract	General
Contract start date	01/06/2012
Contract end date	

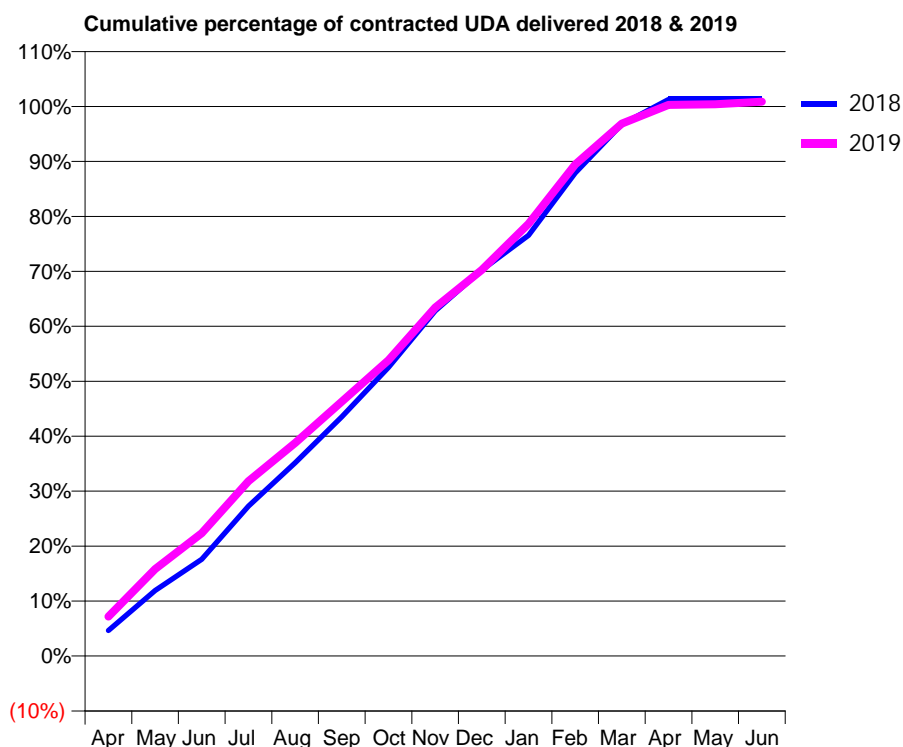
18/19 Contracted general activity (UDA)	9,152
Carry forward general activity (UDA)	-117
18/19 Contracted orthodontic activity (UOA)	0
Carry forward orthodontic activity (UOA)	0
Baseline contract value	£245,324.55

ACCESS*

Patients seen in 24 months	Total	Change since previous quarter
Quarter ending March 2018	3,652	
Quarter ending June 2018	3,671	→
Quarter ending September 2018	3,671	→
Quarter ending December 2018	3,709	→
Quarter ending March 2019	3,674	→
Variance since March 2018	0.6%	→



ACTIVITY



Month	Adjusted Scheduled Activity (UDA)	
	2018	2019
April	426	656
May	1,093	1,448
June	1,612	2,046
July	2,497	2,913
August	3,219	3,551
September	3,984	4,236
October	4,807	4,928
November	5,747	5,804
December	6,428	6,431
January	7,006	7,197
February	8,046	8,185
March	8,857	8,865
April	9,270	9,178
May	9,269	9,190
June	9,269	9,232

QUALITY

	Quantity	Base Number	Contract	AT	Region	England
% of FP17s for the same patient ID Re-attending within 3 months - Children	94	1,358	6.9%	10.0%	11.5%	11.8%
% of FP17s for the same patient ID Re-attending within 3 months - Adults	303	3,282	9.2%	14.5%	15.2%	15.7%
% of FP17s for the same patient ID Re-attending between 3 & 9 months - Children	698	1,358	51.4%	56.7%	60.2%	58.9%
% of FP17s for the same patient ID Re-attending between 3 & 9 months - Adults	1,597	3,282	48.7%	50.0%	51.8%	50.8%
% of FP17s for Band 1 Urgent Courses	467	4,647	10.0%	8.7%	8.1%	9.1%
% of FP17s Relating to Free Repair or Replacements	11	4,647	0.2%	0.7%	0.8%	0.8%
% of FP17s Relating to Continuations	2	4,647	0.0%	0.9%	0.9%	0.9%
% of Patients satisfied with the dentistry they have received	0	0	N/A	92.9%	92.7%	92.5%
% of Patients satisfied with the time they had to wait for an appointment	0	0	N/A	87.3%	87.4%	87.0%

* This is based on patients treated on this contract for their most recent course of treatment. Figures in italics indicate the base number of FP17s or Patient Questionnaire responses are less than 100. N/A is shown where the base number of responses is less than 10 during the period. % is calculated as Quantity/Base number*100

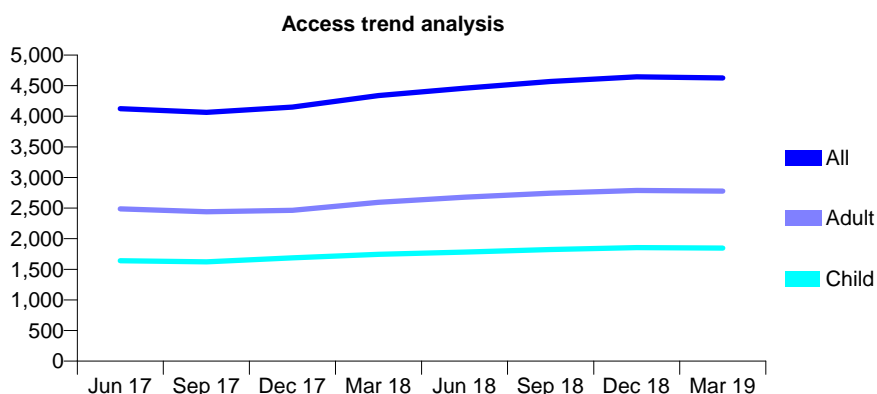
Q57 - Vital Signs At a Glance Contract Report for 134392/0001 - Year end March 2019

Name or company name	Mr E. Harunani, Mr N. Harunani & Mr M. Ka
Contract type name	GDS Contract
Purpose of contract	General
Contract start date	02/10/2012
Contract end date	

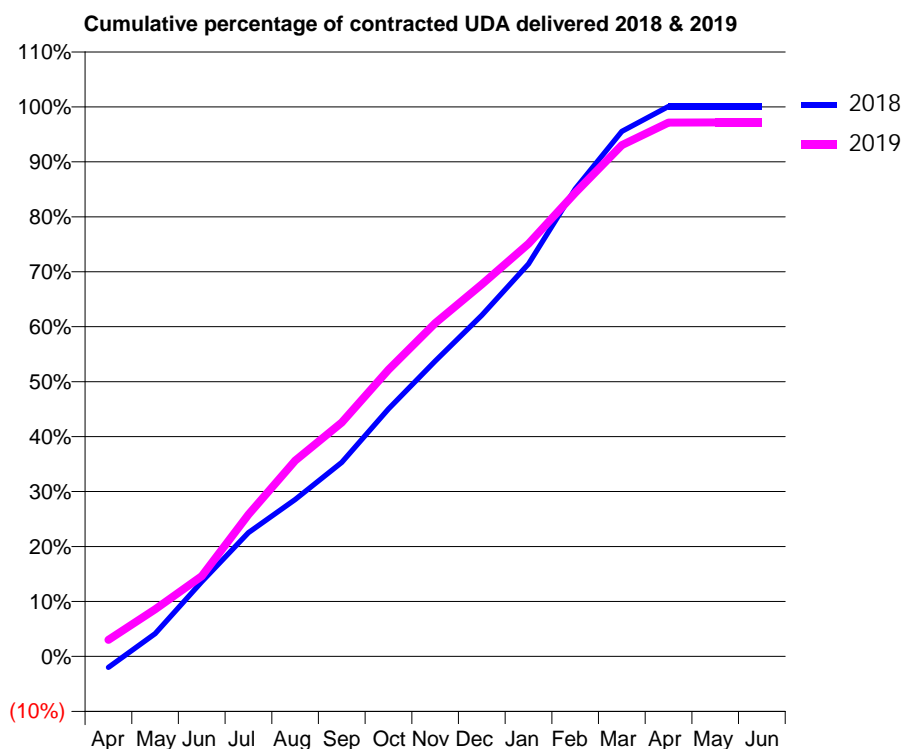
18/19 Contracted general activity (UDA)	13,250
Carry forward general activity (UDA)	-9
18/19 Contracted orthodontic activity (UOA)	0
Carry forward orthodontic activity (UOA)	0
Baseline contract value	£332,996.46

ACCESS*

Patients seen in 24 months	Total	Change since previous quarter
Quarter ending March 2018	4,339	
Quarter ending June 2018	4,459	↑
Quarter ending September 2018	4,569	↑
Quarter ending December 2018	4,643	→
Quarter ending March 2019	4,626	→
Variance since March 2018	6.6%	↑



ACTIVITY



Month	Adjusted Scheduled Activity (UDA)	
	2018	2019
April	-270	401
May	550	1,135
June	1,804	1,937
July	2,984	3,423
August	3,782	4,720
September	4,680	5,638
October	5,969	6,910
November	7,121	8,037
December	8,228	8,969
January	9,465	9,949
February	11,274	11,179
March	12,656	12,326
April	13,259	12,869
May	13,259	12,873
June	13,259	12,873

QUALITY

	Quantity	Base Number	Contract	AT	Region	England
% of FP17s for the same patient ID Re-attending within 3 months - Children	138	2,032	6.8%	10.0%	11.5%	11.8%
% of FP17s for the same patient ID Re-attending within 3 months - Adults	431	2,980	14.5%	14.5%	15.2%	15.7%
% of FP17s for the same patient ID Re-attending between 3 & 9 months - Children	770	2,032	37.9%	56.7%	60.2%	58.9%
% of FP17s for the same patient ID Re-attending between 3 & 9 months - Adults	975	2,980	32.7%	50.0%	51.8%	50.8%
% of FP17s for Band 1 Urgent Courses	729	5,008	14.6%	8.7%	8.1%	9.1%
% of FP17s Relating to Free Repair or Replacements	9	5,008	0.2%	0.7%	0.8%	0.8%
% of FP17s Relating to Continuations	37	5,008	0.7%	0.9%	0.9%	0.9%
% of Patients satisfied with the dentistry they have received	1	2	N/A	92.9%	92.7%	92.5%
% of Patients satisfied with the time they had to wait for an appointment	2	2	N/A	87.3%	87.4%	87.0%

* This is based on patients treated on this contract for their most recent course of treatment. Figures in italics indicate the base number of FP17s or Patient Questionnaire responses are less than 100. N/A is shown where the base number of responses is less than 10 during the period. % is calculated as Quantity/Base number*100

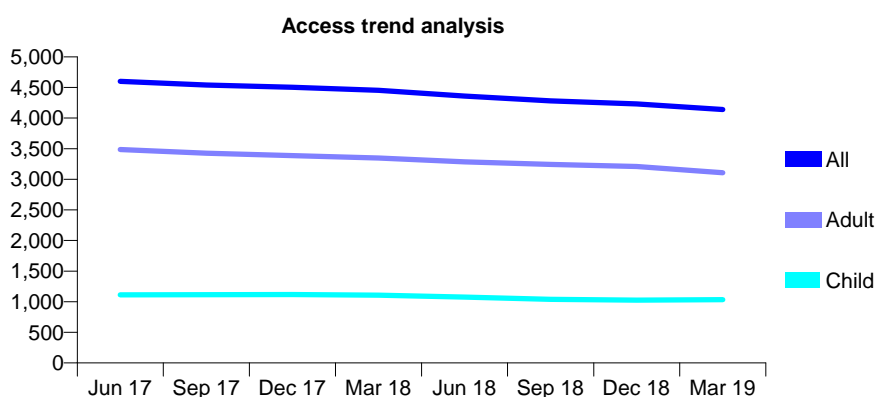
Q57 - Vital Signs At a Glance Contract Report for 136387/0004 - Year end March 2019

Name or company name	Dr Allen
Contract type name	GDS Contract
Purpose of contract	General
Contract start date	01/10/2013
Contract end date	

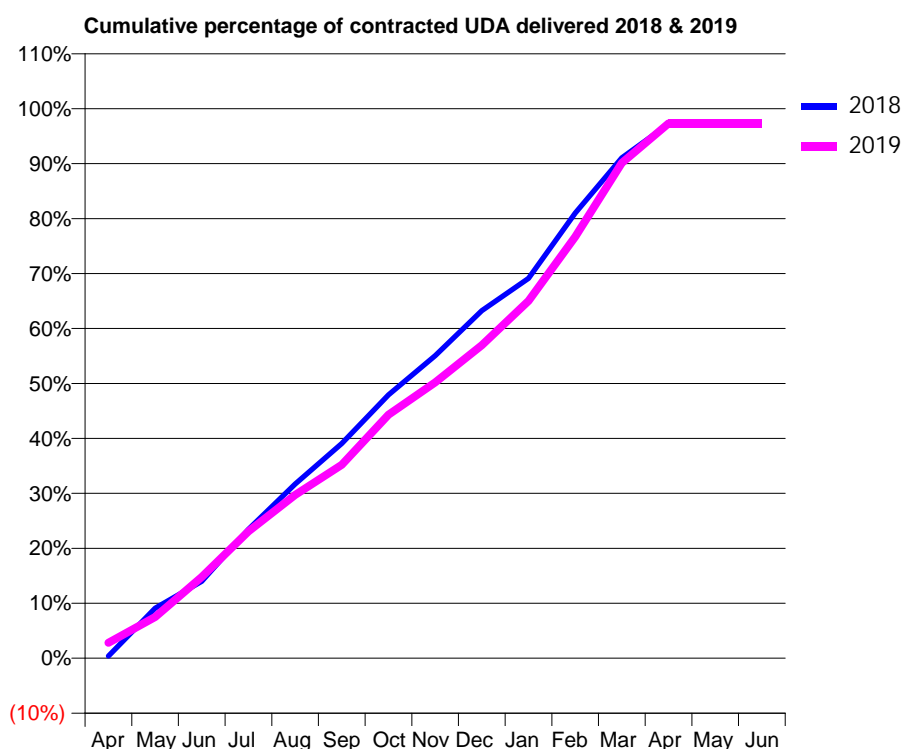
18/19 Contracted general activity (UDA)	23,406
Carry forward general activity (UDA)	654
18/19 Contracted orthodontic activity (UOA)	0
Carry forward orthodontic activity (UOA)	0
Baseline contract value	£642,897.24

ACCESS*

Patients seen in 24 months	Total	Change since previous quarter
Quarter ending March 2018	4,455	
Quarter ending June 2018	4,360	↓
Quarter ending September 2018	4,281	↓
Quarter ending December 2018	4,232	↓
Quarter ending March 2019	4,140	↓
Variance since March 2018	(7.1%)	↓



ACTIVITY



Month	Adjusted Scheduled Activity (UDA)	
	2018	2019
April	95	659
May	2,134	1,759
June	3,274	3,463
July	5,491	5,407
August	7,418	6,956
September	9,141	8,239
October	11,215	10,376
November	12,885	11,747
December	14,800	13,329
January	16,178	15,218
February	18,958	17,953
March	21,308	21,090
April	22,752	22,778
May	22,752	22,778
June	22,752	22,778

QUALITY

	Quantity	Base Number	Contract	AT	Region	England
% of FP17s for the same patient ID Re-attending within 3 months - Children	91	1,386	6.6%	10.0%	11.5%	11.8%
% of FP17s for the same patient ID Re-attending within 3 months - Adults	562	3,749	15.0%	14.5%	15.2%	15.7%
% of FP17s for the same patient ID Re-attending between 3 & 9 months - Children	725	1,386	52.3%	56.7%	60.2%	58.9%
% of FP17s for the same patient ID Re-attending between 3 & 9 months - Adults	1,720	3,749	45.9%	50.0%	51.8%	50.8%
% of FP17s for Band 1 Urgent Courses	430	5,101	8.4%	8.7%	8.1%	9.1%
% of FP17s Relating to Free Repair or Replacements	0	5,101	0.0%	0.7%	0.8%	0.8%
% of FP17s Relating to Continuations	20	5,101	0.4%	0.9%	0.9%	0.9%
% of Patients satisfied with the dentistry they have received	4	4	N/A	92.9%	92.7%	92.5%
% of Patients satisfied with the time they had to wait for an appointment	3	4	N/A	87.3%	87.4%	87.0%

* This is based on patients treated on this contract for their most recent course of treatment. Figures in italics indicate the base number of FP17s or Patient Questionnaire responses are less than 100. N/A is shown where the base number of responses is less than 10 during the period. % is calculated as Quantity/Base number*100

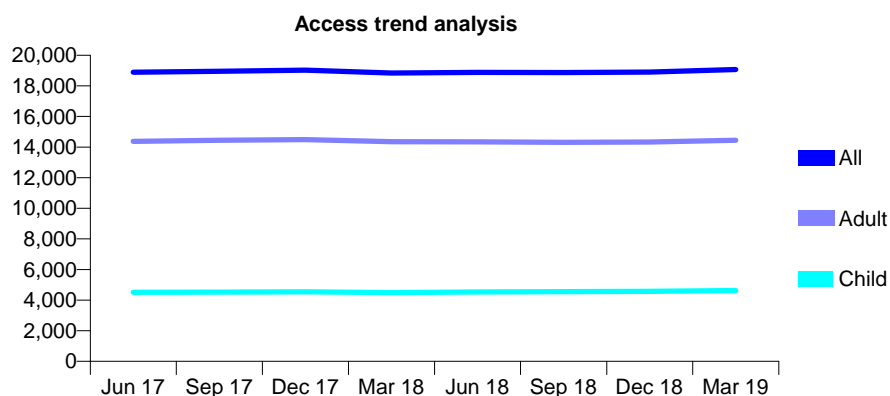
Q57 - Vital Signs At a Glance Contract Report for 136751/0001 - Year end March 2019

Name or company name	Crowstone Dental Centre Limited
Contract type name	GDS Contract
Purpose of contract	General
Contract start date	01/08/2007
Contract end date	

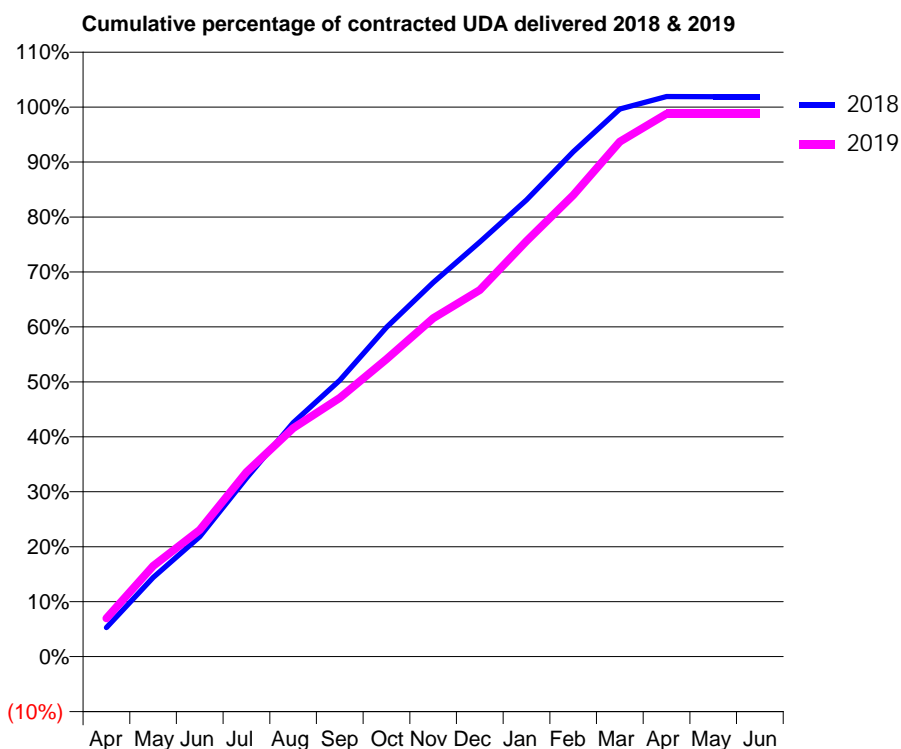
18/19 Contracted general activity (UDA)	57,626
Carry forward general activity (UDA)	-1,085
18/19 Contracted orthodontic activity (UOA)	0
Carry forward orthodontic activity (UOA)	0
Baseline contract value	£1,749,209.51

ACCESS*

Patients seen in 24 months	Total	Change since previous quarter
Quarter ending March 2018	18,835	
Quarter ending June 2018	18,879	→
Quarter ending September 2018	18,870	→
Quarter ending December 2018	18,901	→
Quarter ending March 2019	19,069	→
Variance since March 2018	1.2%	→



ACTIVITY



Month	Adjusted Scheduled Activity (UDA)	
	2018	2019
April	3,061	4,017
May	8,303	9,500
June	12,576	13,274
July	18,716	19,341
August	24,527	23,964
September	28,971	27,122
October	34,527	31,186
November	39,239	35,491
December	43,475	38,429
January	47,886	43,581
February	52,931	48,385
March	57,420	53,997
April	58,731	56,901
May	58,713	56,924
June	58,711	56,918

QUALITY

	Quantity	Base Number	Contract	AT	Region	England
% of FP17s for the same patient ID Re-attending within 3 months - Children	335	6,076	5.5%	10.0%	11.5%	11.8%
% of FP17s for the same patient ID Re-attending within 3 months - Adults	1,946	16,776	11.6%	14.5%	15.2%	15.7%
% of FP17s for the same patient ID Re-attending between 3 & 9 months - Children	3,302	6,076	54.3%	56.7%	60.2%	58.9%
% of FP17s for the same patient ID Re-attending between 3 & 9 months - Adults	8,132	16,776	48.5%	50.0%	51.8%	50.8%
% of FP17s for Band 1 Urgent Courses	1,711	23,192	7.4%	8.7%	8.1%	9.1%
% of FP17s Relating to Free Repair or Replacements	215	23,192	0.9%	0.7%	0.8%	0.8%
% of FP17s Relating to Continuations	88	23,192	0.4%	0.9%	0.9%	0.9%
% of Patients satisfied with the dentistry they have received	9	10	90.0%	92.9%	92.7%	92.5%
% of Patients satisfied with the time they had to wait for an appointment	6	10	60.0%	87.3%	87.4%	87.0%

* This is based on patients treated on this contract for their most recent course of treatment. Figures in italics indicate the base number of FP17s or Patient Questionnaire responses are less than 100. N/A is shown where the base number of responses is less than 10 during the period. % is calculated as Quantity/Base number*100

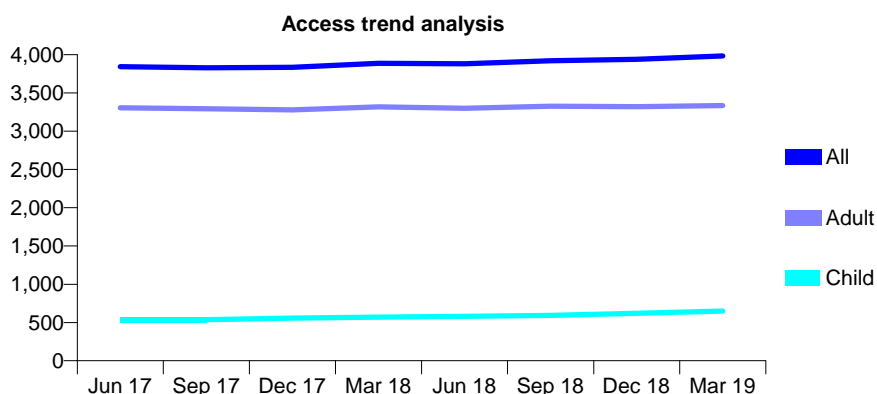
Q57 - Vital Signs At a Glance Contract Report for 137472/0001 - Year end March 2019

Name or company name	Toothcare Limited
Contract type name	GDS Contract
Purpose of contract	General
Contract start date	01/08/2007
Contract end date	

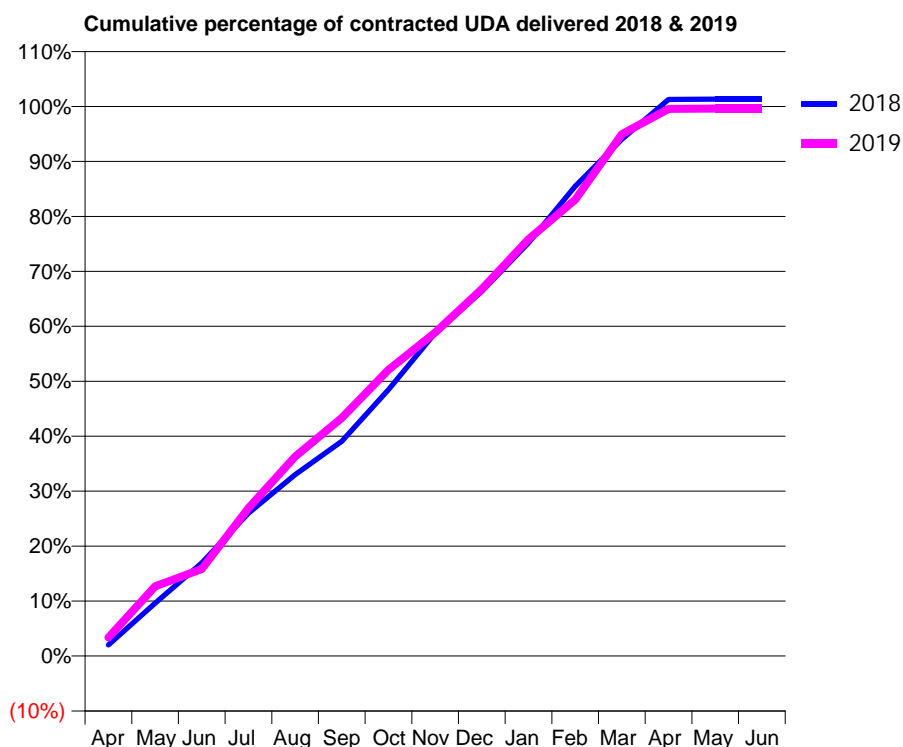
18/19 Contracted general activity (UDA)	12,561
Carry forward general activity (UDA)	-167
18/19 Contracted orthodontic activity (UOA)	0
Carry forward orthodontic activity (UOA)	0
Baseline contract value	£291,100.16

ACCESS*

Patients seen in 24 months	Total	Change since previous quarter
Quarter ending March 2018	3,888	
Quarter ending June 2018	3,881	→
Quarter ending September 2018	3,921	→
Quarter ending December 2018	3,939	→
Quarter ending March 2019	3,984	→
Variance since March 2018	2.5%	↑



ACTIVITY



Month	Adjusted Scheduled Activity (UDA)	
	2018	2019
April	254	423
May	1,209	1,592
June	2,130	1,990
July	3,266	3,382
August	4,147	4,559
September	4,910	5,443
October	6,089	6,544
November	7,385	7,392
December	8,336	8,388
January	9,446	9,528
February	10,738	10,428
March	11,810	11,925
April	12,722	12,504
May	12,728	12,511
June	12,728	12,511

QUALITY

	Quantity	Base Number	Contract	AT	Region	England
% of FP17s for the same patient ID Re-attending within 3 months - Children	68	903	7.5%	10.0%	11.5%	11.8%
% of FP17s for the same patient ID Re-attending within 3 months - Adults	700	5,144	13.6%	14.5%	15.2%	15.7%
% of FP17s for the same patient ID Re-attending between 3 & 9 months - Children	514	903	56.9%	56.7%	60.2%	58.9%
% of FP17s for the same patient ID Re-attending between 3 & 9 months - Adults	3,171	5,144	61.6%	50.0%	51.8%	50.8%
% of FP17s for Band 1 Urgent Courses	560	5,888	9.5%	8.7%	8.1%	9.1%
% of FP17s Relating to Free Repair or Replacements	132	5,888	2.2%	0.7%	0.8%	0.8%
% of FP17s Relating to Continuations	95	5,888	1.6%	0.9%	0.9%	0.9%
% of Patients satisfied with the dentistry they have received	8	10	80.0%	92.9%	92.7%	92.5%
% of Patients satisfied with the time they had to wait for an appointment	9	10	90.0%	87.3%	87.4%	87.0%

* This is based on patients treated on this contract for their most recent course of treatment. Figures in italics indicate the base number of FP17s or Patient Questionnaire responses are less than 100. N/A is shown where the base number of responses is less than 10 during the period. % is calculated as Quantity/Base number*100

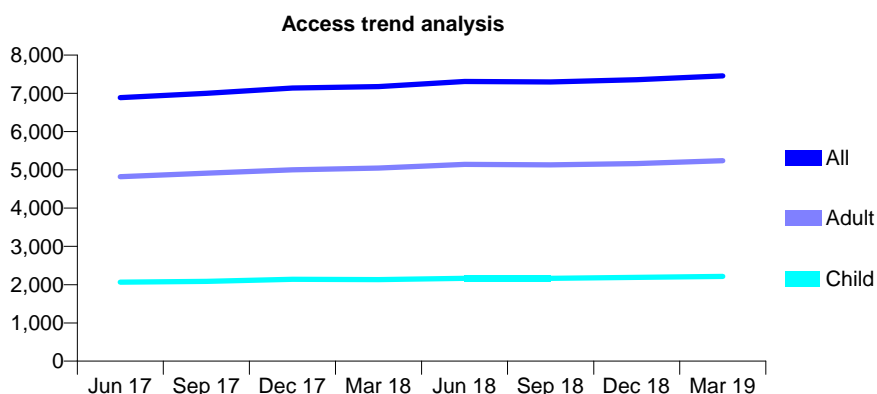
Q57 - Vital Signs At a Glance Contract Report for 138789/0001 - Year end March 2019

Name or company name	Mr S B Radia & Mr P Vaid
Contract type name	GDS Contract
Purpose of contract	General
Contract start date	01/10/2008
Contract end date	

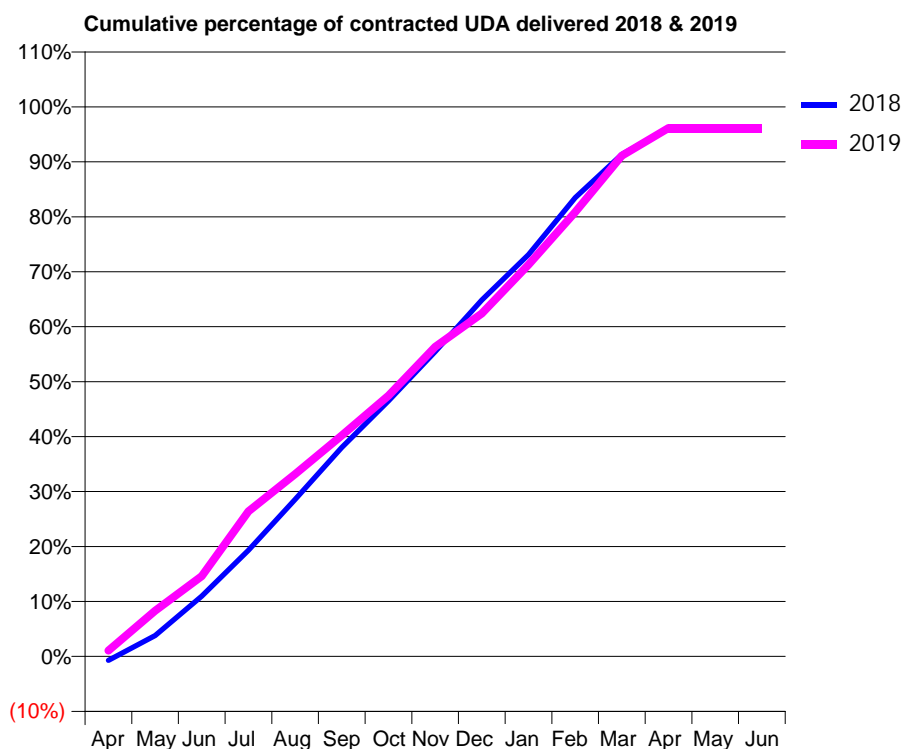
18/19 Contracted general activity (UDA)	25,465
Carry forward general activity (UDA)	986
18/19 Contracted orthodontic activity (UOA)	0
Carry forward orthodontic activity (UOA)	0
Baseline contract value	£767,554.96

ACCESS*

Patients seen in 24 months	Total	Change since previous quarter
Quarter ending March 2018	7,175	
Quarter ending June 2018	7,312	→
Quarter ending September 2018	7,296	→
Quarter ending December 2018	7,356	→
Quarter ending March 2019	7,454	→
Variance since March 2018	3.9%	↑



ACTIVITY



Month	Adjusted Scheduled Activity (UDA)	
	2018	2019
April	-191	274
May	970	2,119
June	2,792	3,725
July	4,921	6,723
August	7,282	8,452
September	9,683	10,234
October	11,846	12,081
November	14,125	14,346
December	16,512	15,891
January	18,617	18,154
February	21,259	20,587
March	23,264	23,200
April	24,462	24,484
May	24,480	24,485
June	24,479	24,485

QUALITY

	Quantity	Base Number	Contract	AT	Region	England
% of FP17s for the same patient ID Re-attending within 3 months - Children	305	3,209	9.5%	10.0%	11.5%	11.8%
% of FP17s for the same patient ID Re-attending within 3 months - Adults	782	6,504	12.0%	14.5%	15.2%	15.7%
% of FP17s for the same patient ID Re-attending between 3 & 9 months - Children	1,717	3,209	53.5%	56.7%	60.2%	58.9%
% of FP17s for the same patient ID Re-attending between 3 & 9 months - Adults	3,309	6,504	50.9%	50.0%	51.8%	50.8%
% of FP17s for Band 1 Urgent Courses	592	9,716	6.1%	8.7%	8.1%	9.1%
% of FP17s Relating to Free Repair or Replacements	51	9,716	0.5%	0.7%	0.8%	0.8%
% of FP17s Relating to Continuations	27	9,716	0.3%	0.9%	0.9%	0.9%
% of Patients satisfied with the dentistry they have received	0	1	N/A	92.9%	92.7%	92.5%
% of Patients satisfied with the time they had to wait for an appointment	0	1	N/A	87.3%	87.4%	87.0%

* This is based on patients treated on this contract for their most recent course of treatment. Figures in italics indicate the base number of FP17s or Patient Questionnaire responses are less than 100. N/A is shown where the base number of responses is less than 10 during the period. % is calculated as Quantity/Base number*100

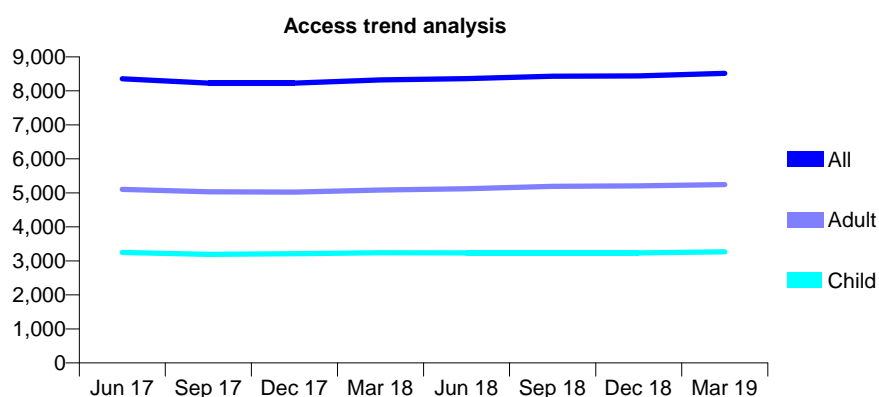
Q57 - Vital Signs At a Glance Contract Report for 139602/0001 - Year end March 2019

Name or company name	Mr P D S N Datta
Contract type name	GDS Contract
Purpose of contract	General
Contract start date	01/04/2014
Contract end date	

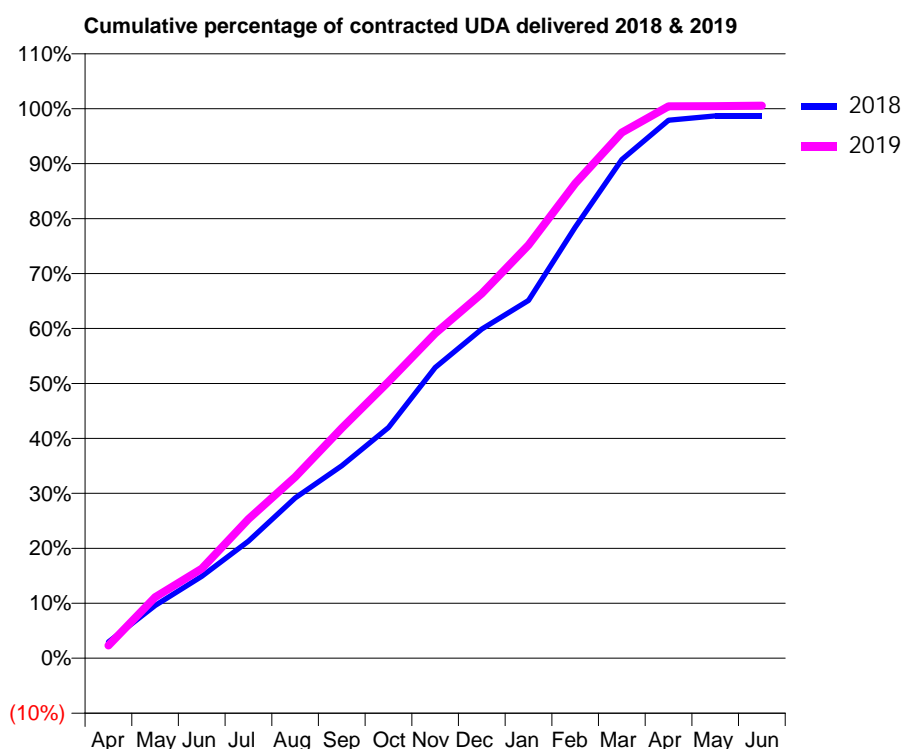
18/19 Contracted general activity (UDA)	19,930
Carry forward general activity (UDA)	261
18/19 Contracted orthodontic activity (UOA)	0
Carry forward orthodontic activity (UOA)	0
Baseline contract value	£481,183.20

ACCESS*

Patients seen in 24 months	Total	Change since previous quarter
Quarter ending March 2018	8,325	
Quarter ending June 2018	8,357	→
Quarter ending September 2018	8,431	→
Quarter ending December 2018	8,441	→
Quarter ending March 2019	8,515	→
Variance since March 2018	2.3%	↑



ACTIVITY



Month	2018	2019
April	593	462
May	1,910	2,214
June	2,974	3,247
July	4,245	5,047
August	5,816	6,573
September	6,979	8,347
October	8,367	10,028
November	10,546	11,781
December	11,934	13,227
January	12,974	14,988
February	15,632	17,218
March	18,081	19,063
April	19,515	20,017
May	19,665	20,021
June	19,669	20,038

QUALITY

	Quantity	Base Number	Contract	AT	Region	England
% of FP17s for the same patient ID Re-attending within 3 months - Children	265	3,537	7.5%	10.0%	11.5%	11.8%
% of FP17s for the same patient ID Re-attending within 3 months - Adults	978	5,702	17.2%	14.5%	15.2%	15.7%
% of FP17s for the same patient ID Re-attending between 3 & 9 months - Children	1,205	3,537	34.1%	56.7%	60.2%	58.9%
% of FP17s for the same patient ID Re-attending between 3 & 9 months - Adults	1,846	5,702	32.4%	50.0%	51.8%	50.8%
% of FP17s for Band 1 Urgent Courses	698	7,766	9.0%	8.7%	8.1%	9.1%
% of FP17s Relating to Free Repair or Replacements	10	7,766	0.1%	0.7%	0.8%	0.8%
% of FP17s Relating to Continuations	115	7,766	1.5%	0.9%	0.9%	0.9%
% of Patients satisfied with the dentistry they have received	5	6	N/A	92.9%	92.7%	92.5%
% of Patients satisfied with the time they had to wait for an appointment	5	6	N/A	87.3%	87.4%	87.0%

* This is based on patients treated on this contract for their most recent course of treatment. Figures in italics indicate the base number of FP17s or Patient Questionnaire responses are less than 100. N/A is shown where the base number of responses is less than 10 during the period. % is calculated as Quantity/Base number*100

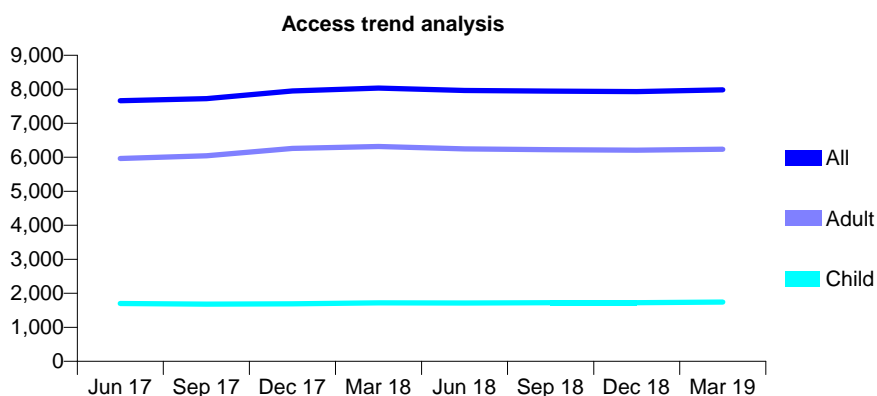
Q57 - Vital Signs At a Glance Contract Report for 139742/0001 - Year end March 2019

Name or company name	Apex Dental Care Ltd
Contract type name	Pilot Contract
Purpose of contract	General
Contract start date	01/01/2015
Contract end date	

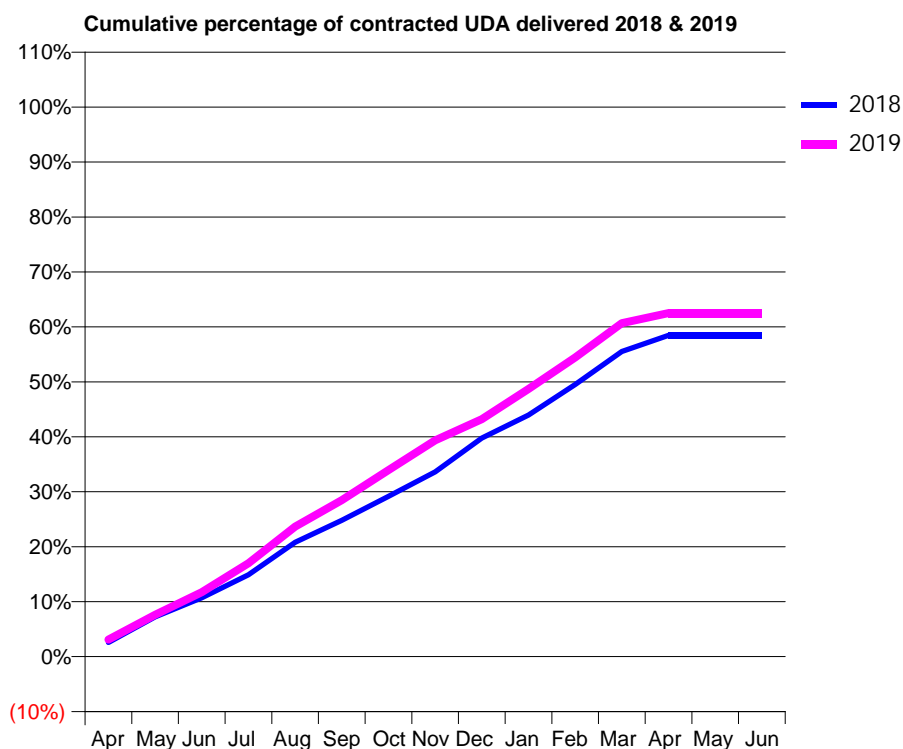
18/19 Contracted general activity (UDA)	26,597
Carry forward general activity (UDA)	0
18/19 Contracted orthodontic activity (UOA)	0
Carry forward orthodontic activity (UOA)	0
Baseline contract value	£748,000.27

ACCESS*

Patients seen in 24 months	Total	Change since previous quarter
Quarter ending March 2018	8,033	
Quarter ending June 2018	7,966	→
Quarter ending September 2018	7,946	→
Quarter ending December 2018	7,933	→
Quarter ending March 2019	7,984	→
Variance since March 2018	(0.6%)	→



ACTIVITY



Month	Adjusted Scheduled Activity (UDA)	
	2018	2019
April	686	822
May	1,929	2,026
June	2,847	3,124
July	3,963	4,524
August	5,537	6,293
September	6,593	7,575
October	7,761	9,029
November	8,944	10,465
December	10,575	11,495
January	11,689	12,954
February	13,168	14,480
March	14,769	16,137
April	15,549	16,620
May	15,550	16,620
June	15,550	16,620

QUALITY

	Quantity	Base Number	Contract	AT	Region	England
% of FP17s for the same patient ID Re-attending within 3 months - Children	121	2,127	5.7%	10.0%	11.5%	11.8%
% of FP17s for the same patient ID Re-attending within 3 months - Adults	974	6,889	14.1%	14.5%	15.2%	15.7%
% of FP17s for the same patient ID Re-attending between 3 & 9 months - Children	916	2,127	43.1%	56.7%	60.2%	58.9%
% of FP17s for the same patient ID Re-attending between 3 & 9 months - Adults	2,542	6,889	36.9%	50.0%	51.8%	50.8%
% of FP17s for Band 1 Urgent Courses	1,081	8,933	12.1%	8.7%	8.1%	9.1%
% of FP17s Relating to Free Repair or Replacements	8	8,933	0.1%	0.7%	0.8%	0.8%
% of FP17s Relating to Continuations	95	8,933	1.1%	0.9%	0.9%	0.9%
% of Patients satisfied with the dentistry they have received	4	4	N/A	92.9%	92.7%	92.5%
% of Patients satisfied with the time they had to wait for an appointment	3	4	N/A	87.3%	87.4%	87.0%

* This is based on patients treated on this contract for their most recent course of treatment. Figures in italics indicate the base number of FP17s or Patient Questionnaire responses are less than 100. N/A is shown where the base number of responses is less than 10 during the period. % is calculated as Quantity/Base number*100

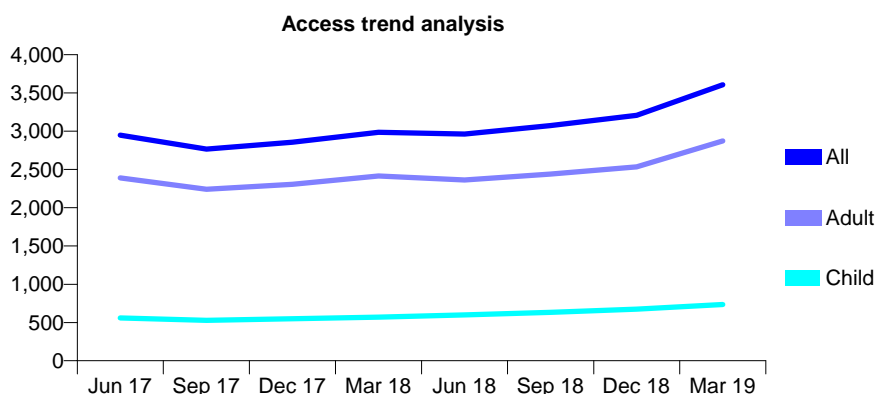
Q57 - Vital Signs At a Glance Contract Report for 140171/0001 - Year end March 2019

Name or company name	The Toothplace Dental Surgery Limited
Contract type name	GDS Contract
Purpose of contract	General
Contract start date	01/12/2010
Contract end date	

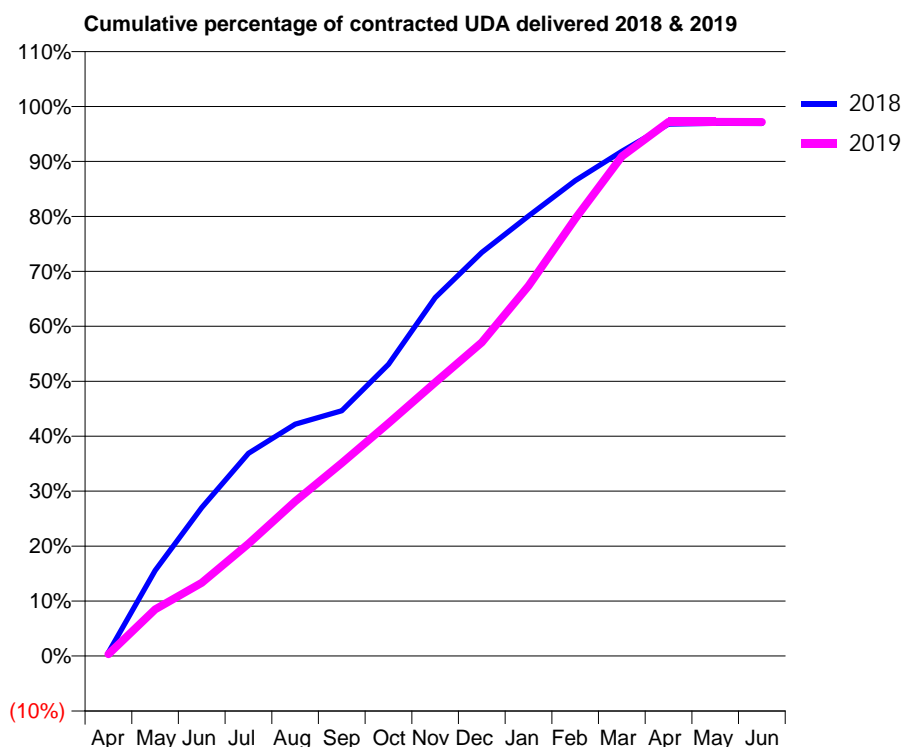
18/19 Contracted general activity (UDA)	12,114
Carry forward general activity (UDA)	374
18/19 Contracted orthodontic activity (UOA)	0
Carry forward orthodontic activity (UOA)	0
Baseline contract value	£387,496.69

ACCESS*

Patients seen in 24 months	Total	Change since previous quarter
Quarter ending March 2018	2,986	
Quarter ending June 2018	2,962	→
Quarter ending September 2018	3,073	↑
Quarter ending December 2018	3,207	↑
Quarter ending March 2019	3,607	↑
Variance since March 2018	20.8%	↑



ACTIVITY



Month	Adjusted Scheduled Activity (UDA)	
	2018	2019
April	80	44
May	1,887	1,027
June	3,274	1,615
July	4,470	2,476
August	5,112	3,411
September	5,409	4,253
October	6,429	5,130
November	7,899	6,031
December	8,898	6,912
January	9,698	8,159
February	10,477	9,641
March	11,126	11,010
April	11,726	11,775
May	11,741	11,776
June	11,740	11,770

QUALITY

	Quantity	Base Number	Contract	AT	Region	England
% of FP17s for the same patient ID Re-attending within 3 months - Children	58	1,059	5.5%	10.0%	11.5%	11.8%
% of FP17s for the same patient ID Re-attending within 3 months - Adults	343	4,147	8.3%	14.5%	15.2%	15.7%
% of FP17s for the same patient ID Re-attending between 3 & 9 months - Children	571	1,059	53.9%	56.7%	60.2%	58.9%
% of FP17s for the same patient ID Re-attending between 3 & 9 months - Adults	2,328	4,147	56.1%	50.0%	51.8%	50.8%
% of FP17s for Band 1 Urgent Courses	367	5,229	7.0%	8.7%	8.1%	9.1%
% of FP17s Relating to Free Repair or Replacements	27	5,229	0.5%	0.7%	0.8%	0.8%
% of FP17s Relating to Continuations	10	5,229	0.2%	0.9%	0.9%	0.9%
% of Patients satisfied with the dentistry they have received	1	1	N/A	92.9%	92.7%	92.5%
% of Patients satisfied with the time they had to wait for an appointment	1	1	N/A	87.3%	87.4%	87.0%

* This is based on patients treated on this contract for their most recent course of treatment.

Figures in italics indicate the base number of FP17s or Patient Questionnaire responses are less than 100. N/A is shown where the base number of responses is less than 10 during the period. % is calculated as Quantity/Base number*100

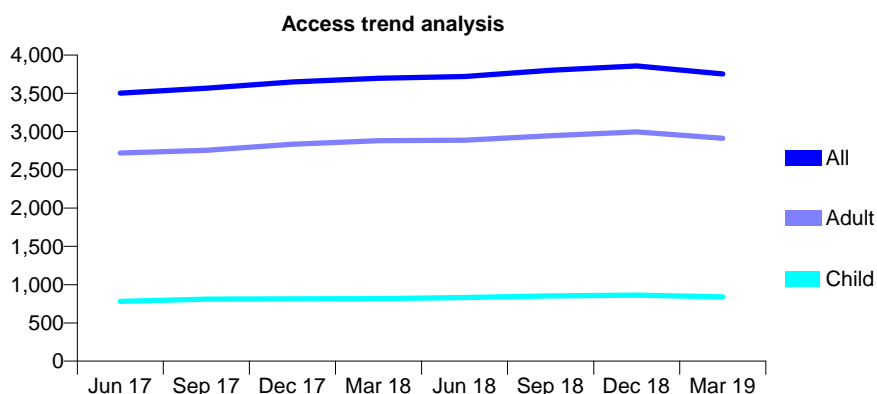
Q57 - Vital Signs At a Glance Contract Report for 142751/0001 - Year end March 2019

Name or company name	Market Square Dental Practice
Contract type name	GDS Contract
Purpose of contract	General
Contract start date	01/09/2010
Contract end date	

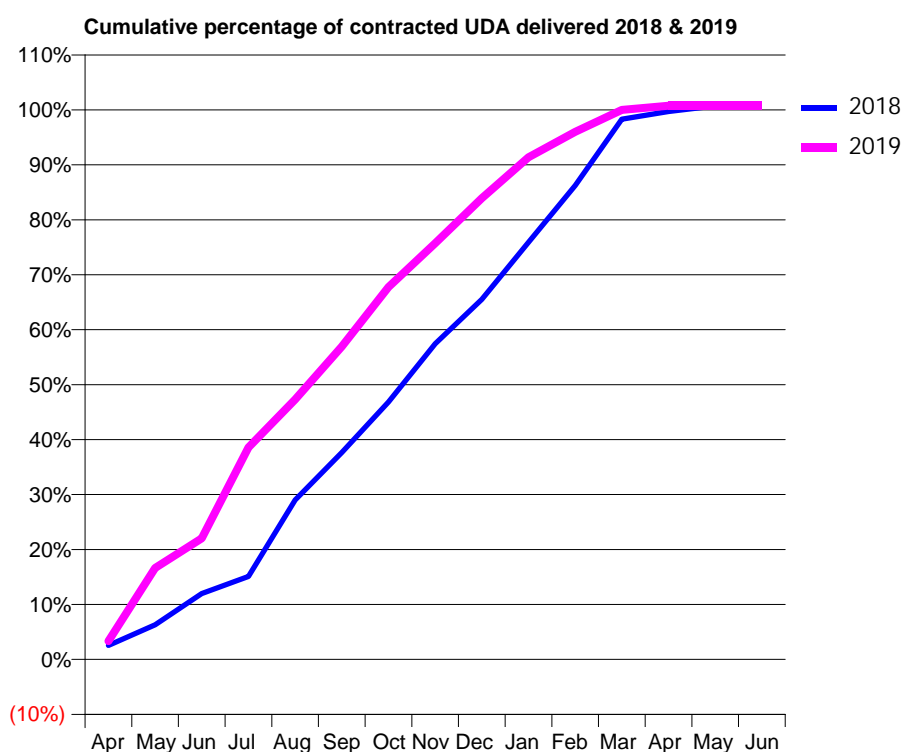
18/19 Contracted general activity (UDA)	10,968
Carry forward general activity (UDA)	-80
18/19 Contracted orthodontic activity (UOA)	0
Carry forward orthodontic activity (UOA)	0
Baseline contract value	£300,303.77

ACCESS*

Patients seen in 24 months	Total	Change since previous quarter
Quarter ending March 2018	3,698	
Quarter ending June 2018	3,720	→
Quarter ending September 2018	3,800	↑
Quarter ending December 2018	3,858	→
Quarter ending March 2019	3,753	↓
Variance since March 2018	1.5%	→



ACTIVITY



Month	2018	2019
April	281	365
May	694	1,823
June	1,317	2,415
July	1,657	4,232
August	3,186	5,189
September	4,130	6,242
October	5,139	7,429
November	6,302	8,305
December	7,186	9,206
January	8,327	10,022
February	9,460	10,531
March	10,780	10,968
April	10,935	11,051
May	11,048	11,051
June	11,048	11,050

QUALITY

	Quantity	Base Number	Contract	AT	Region	England
% of FP17s for the same patient ID Re-attending within 3 months - Children	67	997	6.7%	10.0%	11.5%	11.8%
% of FP17s for the same patient ID Re-attending within 3 months - Adults	360	3,132	11.5%	14.5%	15.2%	15.7%
% of FP17s for the same patient ID Re-attending between 3 & 9 months - Children	467	997	46.8%	56.7%	60.2%	58.9%
% of FP17s for the same patient ID Re-attending between 3 & 9 months - Adults	1,443	3,132	46.1%	50.0%	51.8%	50.8%
% of FP17s for Band 1 Urgent Courses	269	4,078	6.6%	8.7%	8.1%	9.1%
% of FP17s Relating to Free Repair or Replacements	32	4,078	0.8%	0.7%	0.8%	0.8%
% of FP17s Relating to Continuations	11	4,078	0.3%	0.9%	0.9%	0.9%
% of Patients satisfied with the dentistry they have received	1	1	N/A	92.9%	92.7%	92.5%
% of Patients satisfied with the time they had to wait for an appointment	1	1	N/A	87.3%	87.4%	87.0%

* This is based on patients treated on this contract for their most recent course of treatment. Figures in italics indicate the base number of FP17s or Patient Questionnaire responses are less than 100. N/A is shown where the base number of responses is less than 10 during the period. % is calculated as Quantity/Base number*100

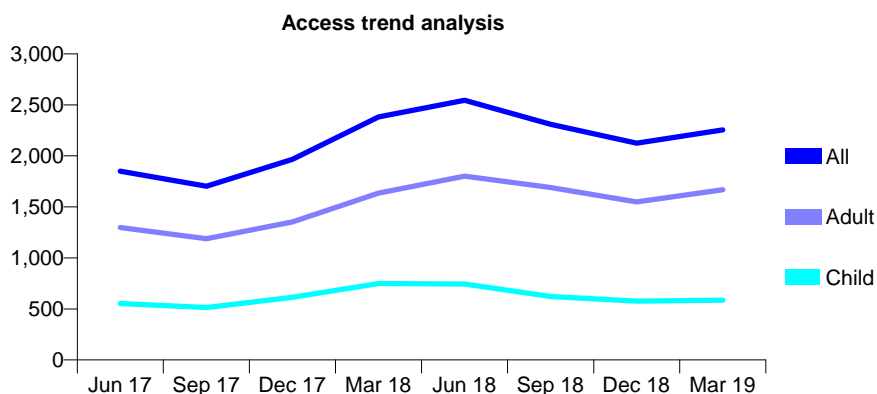
Q57 - Vital Signs At a Glance Contract Report for 143936/0001 - Year end March 2019

Name or company name	Kangi Surgery Ltd
Contract type name	GDS Contract
Purpose of contract	General
Contract start date	01/04/2011
Contract end date	

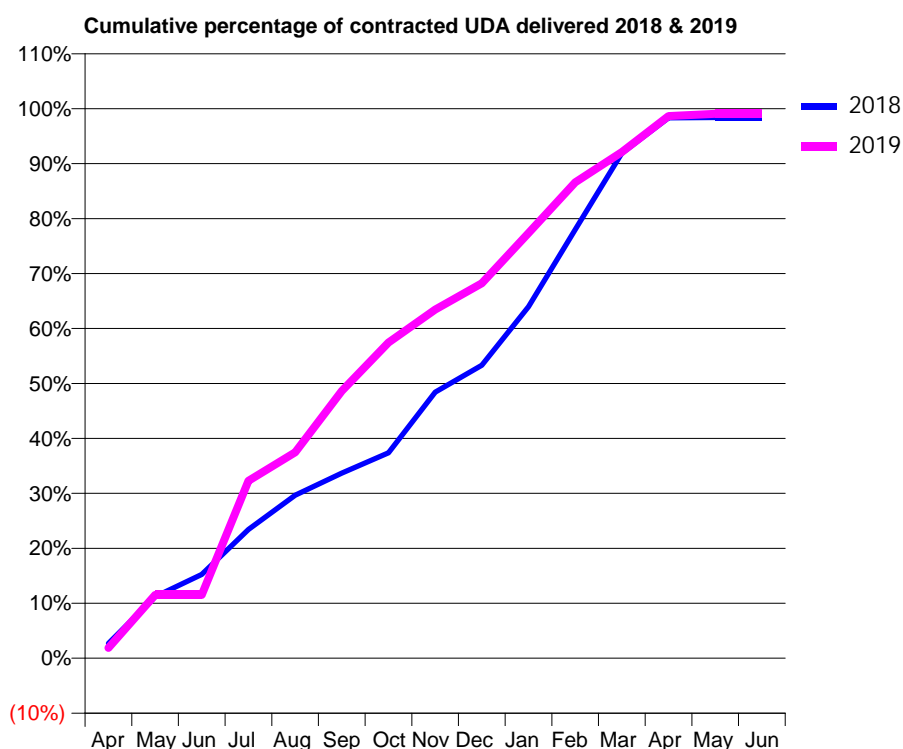
18/19 Contracted general activity (UDA)	4,813
Carry forward general activity (UDA)	77
18/19 Contracted orthodontic activity (UOA)	0
Carry forward orthodontic activity (UOA)	0
Baseline contract value	£118,538.80

ACCESS*

Patients seen in 24 months	Total	Change since previous quarter
Quarter ending March 2018	2,383	
Quarter ending June 2018	2,546	↑
Quarter ending September 2018	2,311	↓
Quarter ending December 2018	2,125	↓
Quarter ending March 2019	2,254	↑
Variance since March 2018	(5.4%)	↓



ACTIVITY



Month	Adjusted Scheduled Activity (UDA)	
	2018	2019
April	130	91
May	540	555
June	735	555
July	1,127	1,554
August	1,428	1,803
September	1,621	2,340
October	1,800	2,765
November	2,331	3,054
December	2,566	3,284
January	3,078	3,724
February	3,755	4,168
March	4,422	4,433
April	4,732	4,748
May	4,736	4,767
June	4,736	4,767

QUALITY

	Quantity	Base Number	Contract	AT	Region	England
% of FP17s for the same patient ID Re-attending within 3 months - Children	25	835	3.0%	10.0%	11.5%	11.8%
% of FP17s for the same patient ID Re-attending within 3 months - Adults	139	2,028	6.9%	14.5%	15.2%	15.7%
% of FP17s for the same patient ID Re-attending between 3 & 9 months - Children	394	835	47.2%	56.7%	60.2%	58.9%
% of FP17s for the same patient ID Re-attending between 3 & 9 months - Adults	656	2,028	32.3%	50.0%	51.8%	50.8%
% of FP17s for Band 1 Urgent Courses	276	2,869	9.6%	8.7%	8.1%	9.1%
% of FP17s Relating to Free Repair or Replacements	1	2,869	0.0%	0.7%	0.8%	0.8%
% of FP17s Relating to Continuations	18	2,869	0.6%	0.9%	0.9%	0.9%
% of Patients satisfied with the dentistry they have received	2	2	N/A	92.9%	92.7%	92.5%
% of Patients satisfied with the time they had to wait for an appointment	2	2	N/A	87.3%	87.4%	87.0%

* This is based on patients treated on this contract for their most recent course of treatment.

Figures in italics indicate the base number of FP17s or Patient Questionnaire responses are less than 100. N/A is shown where the base number of responses is less than 10 during the period. % is calculated as Quantity/Base number*100

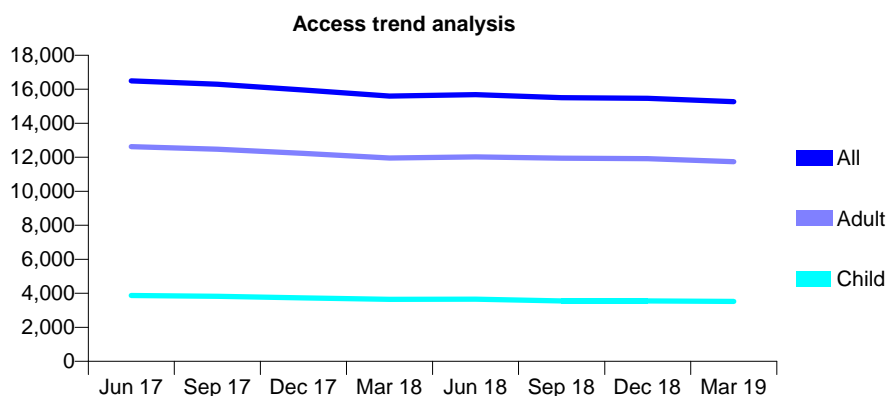
Q57 - Vital Signs At a Glance Contract Report for 145394/0001 - Year end March 2019

Name or company name	Ongar Road Dental Practice
Contract type name	GDS Contract
Purpose of contract	General
Contract start date	01/04/2006
Contract end date	

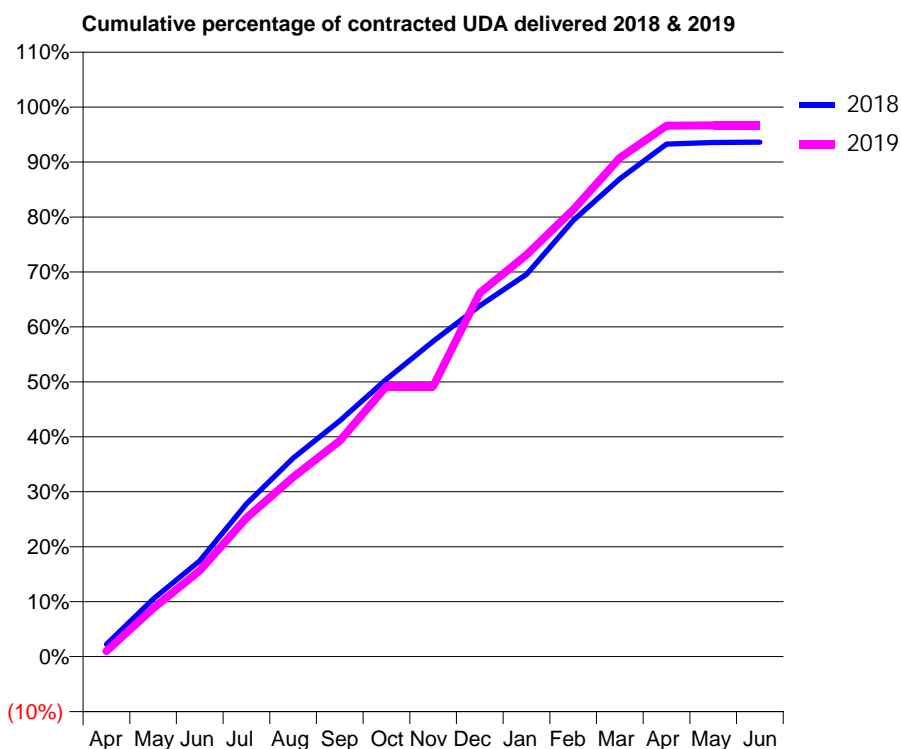
18/19 Contracted general activity (UDA)	43,259
Carry forward general activity (UDA)	898
18/19 Contracted orthodontic activity (UOA)	0
Carry forward orthodontic activity (UOA)	0
Baseline contract value	£1,096,089.60

ACCESS*

Patients seen in 24 months	Total	Change since previous quarter
Quarter ending March 2018	15,596	
Quarter ending June 2018	15,683	→
Quarter ending September 2018	15,503	↓
Quarter ending December 2018	15,468	→
Quarter ending March 2019	15,269	↓
Variance since March 2018	(2.1%)	↓



ACTIVITY



Month	Adjusted Scheduled Activity (UDA)	
	2018	2019
April	965	432
May	4,526	3,795
June	7,547	6,771
July	12,025	10,908
August	15,627	14,131
September	18,563	16,986
October	21,837	21,288
November	24,817	21,288
December	27,624	28,636
January	30,095	31,619
February	34,328	35,179
March	37,608	39,253
April	40,345	41,795
May	40,476	41,819
June	40,496	41,821

QUALITY

	Quantity	Base Number	Contract	AT	Region	England
% of FP17s for the same patient ID Re-attending within 3 months - Children	286	5,057	5.7%	10.0%	11.5%	11.8%
% of FP17s for the same patient ID Re-attending within 3 months - Adults	2,085	15,615	13.4%	14.5%	15.2%	15.7%
% of FP17s for the same patient ID Re-attending between 3 & 9 months - Children	2,694	5,057	53.3%	56.7%	60.2%	58.9%
% of FP17s for the same patient ID Re-attending between 3 & 9 months - Adults	7,660	15,615	49.1%	50.0%	51.8%	50.8%
% of FP17s for Band 1 Urgent Courses	1,482	20,355	7.3%	8.7%	8.1%	9.1%
% of FP17s Relating to Free Repair or Replacements	232	20,355	1.1%	0.7%	0.8%	0.8%
% of FP17s Relating to Continuations	196	20,355	1.0%	0.9%	0.9%	0.9%
% of Patients satisfied with the dentistry they have received	4	5	N/A	92.9%	92.7%	92.5%
% of Patients satisfied with the time they had to wait for an appointment	5	5	N/A	87.3%	87.4%	87.0%

* This is based on patients treated on this contract for their most recent course of treatment. Figures in italics indicate the base number of FP17s or Patient Questionnaire responses are less than 100. N/A is shown where the base number of responses is less than 10 during the period. % is calculated as Quantity/Base number*100

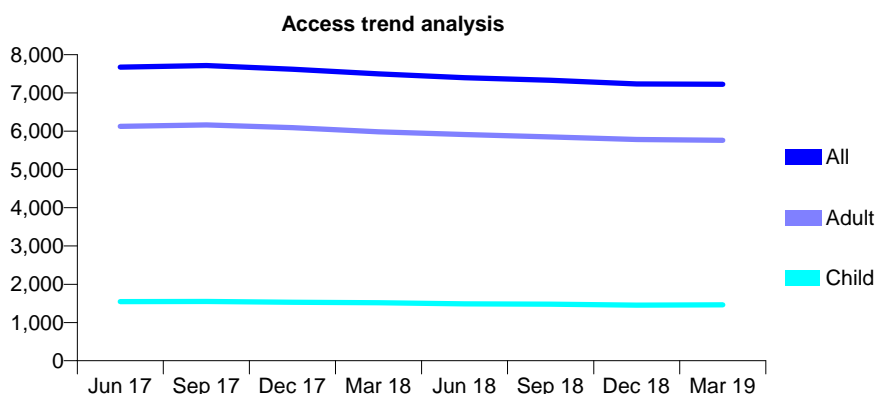
Q57 - Vital Signs At a Glance Contract Report for 146994/0001 - Year end March 2019

Name or company name	Ms N Ahmed
Contract type name	GDS Contract
Purpose of contract	General
Contract start date	01/04/2011
Contract end date	

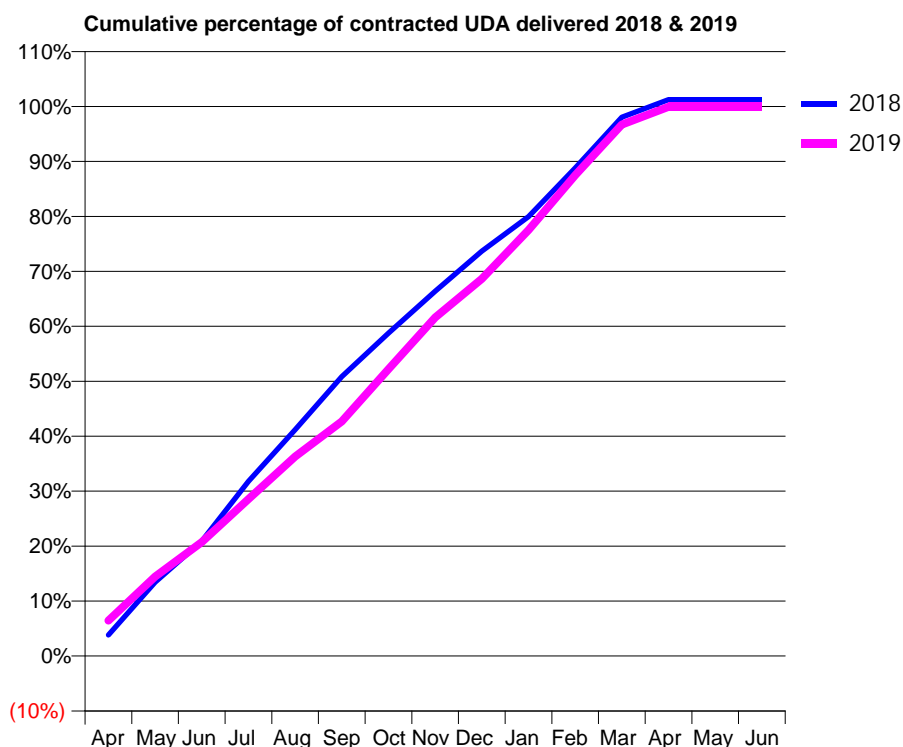
18/19 Contracted general activity (UDA)	20,028
Carry forward general activity (UDA)	-247
18/19 Contracted orthodontic activity (UOA)	0
Carry forward orthodontic activity (UOA)	0
Baseline contract value	£499,468.16

ACCESS*

Patients seen in 24 months	Total	Change since previous quarter
Quarter ending March 2018	7,498	
Quarter ending June 2018	7,399	↓
Quarter ending September 2018	7,329	→
Quarter ending December 2018	7,235	↓
Quarter ending March 2019	7,225	→
Variance since March 2018	(3.6%)	↓



ACTIVITY



Month	Adjusted Scheduled Activity (UDA)	
	2018	2019
April	771	1,294
May	2,691	2,901
June	4,185	4,155
July	6,369	5,718
August	8,250	7,266
September	10,181	8,546
October	11,770	10,457
November	13,296	12,335
December	14,755	13,742
January	16,010	15,521
February	17,786	17,525
March	19,633	19,366
April	20,275	20,017
May	20,275	20,010
June	20,275	20,016

QUALITY

	Quantity	Base Number	Contract	AT	Region	England
% of FP17s for the same patient ID Re-attending within 3 months - Children	126	2,281	5.5%	10.0%	11.5%	11.8%
% of FP17s for the same patient ID Re-attending within 3 months - Adults	1,082	8,719	12.4%	14.5%	15.2%	15.7%
% of FP17s for the same patient ID Re-attending between 3 & 9 months - Children	1,540	2,281	67.5%	56.7%	60.2%	58.9%
% of FP17s for the same patient ID Re-attending between 3 & 9 months - Adults	5,183	8,719	59.4%	50.0%	51.8%	50.8%
% of FP17s for Band 1 Urgent Courses	710	11,043	6.4%	8.7%	8.1%	9.1%
% of FP17s Relating to Free Repair or Replacements	104	11,043	0.9%	0.7%	0.8%	0.8%
% of FP17s Relating to Continuations	84	11,043	0.8%	0.9%	0.9%	0.9%
% of Patients satisfied with the dentistry they have received	4	4	N/A	92.9%	92.7%	92.5%
% of Patients satisfied with the time they had to wait for an appointment	4	4	N/A	87.3%	87.4%	87.0%

* This is based on patients treated on this contract for their most recent course of treatment. Figures in italics indicate the base number of FP17s or Patient Questionnaire responses are less than 100. N/A is shown where the base number of responses is less than 10 during the period. % is calculated as Quantity/Base number*100

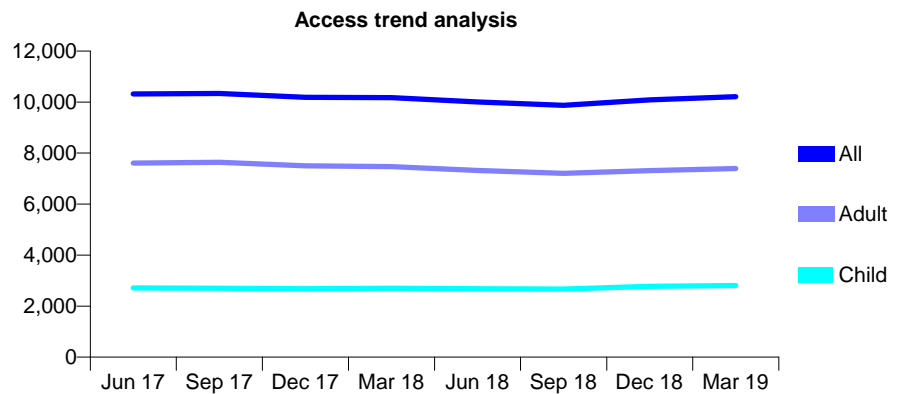
Q57 - Vital Signs At a Glance Contract Report for 147923/0001 - Year end March 2019

Name or company name	Southend Dental Care
Contract type name	PDS Plus Contract
Purpose of contract	General
Contract start date	01/12/2011
Contract end date	31/03/2020

18/19 Contracted general activity (UDA)	28,000
Carry forward general activity (UDA)	-40
18/19 Contracted orthodontic activity (UOA)	0
Carry forward orthodontic activity (UOA)	0
Baseline contract value	£657,117.44

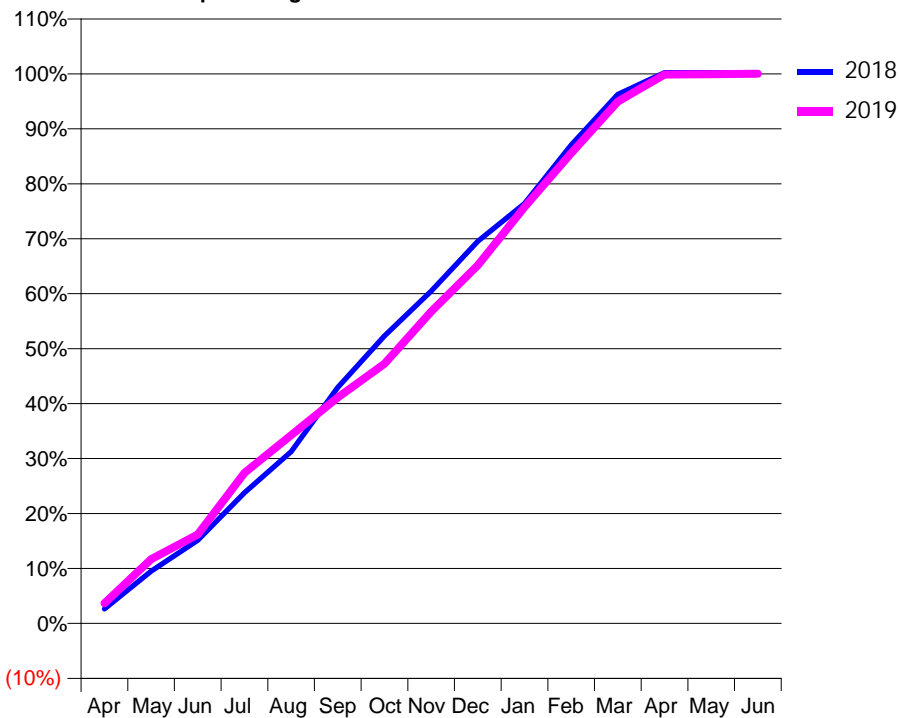
ACCESS*

Patients seen in 24 months	Total	Change since previous quarter
Quarter ending March 2018	10,172	
Quarter ending June 2018	10,003	↓
Quarter ending September 2018	9,875	↓
Quarter ending December 2018	10,087	↑
Quarter ending March 2019	10,209	→
Variance since March 2018	0.4%	→



ACTIVITY

Cumulative percentage of contracted UDA delivered 2018 & 2019



Month	Adjusted Scheduled Activity (UDA)	
	2018	2019
April	737	1,020
May	2,657	3,279
June	4,233	4,529
July	6,655	7,665
August	8,755	9,598
September	12,021	11,505
October	14,653	13,232
November	16,930	15,888
December	19,468	18,246
January	21,395	21,213
February	24,374	23,964
March	26,952	26,586
April	28,057	27,965
May	28,067	27,981
June	28,040	28,002

QUALITY

	Quantity	Base Number	Contract	AT	Region	England
% of FP17s for the same patient ID Re-attending within 3 months - Children	377	3,846	9.8%	10.0%	11.5%	11.8%
% of FP17s for the same patient ID Re-attending within 3 months - Adults	1,400	8,767	16.0%	14.5%	15.2%	15.7%
% of FP17s for the same patient ID Re-attending between 3 & 9 months - Children	1,868	3,846	48.6%	56.7%	60.2%	58.9%
% of FP17s for the same patient ID Re-attending between 3 & 9 months - Adults	3,645	8,767	41.6%	50.0%	51.8%	50.8%
% of FP17s for Band 1 Urgent Courses	1,252	12,672	9.9%	8.7%	8.1%	9.1%
% of FP17s Relating to Free Repair or Replacements	10	12,672	0.1%	0.7%	0.8%	0.8%
% of FP17s Relating to Continuations	6	12,672	0.0%	0.9%	0.9%	0.9%
% of Patients satisfied with the dentistry they have received	5	5	N/A	92.9%	92.7%	92.5%
% of Patients satisfied with the time they had to wait for an appointment	5	5	N/A	87.3%	87.4%	87.0%

* This is based on patients treated on this contract for their most recent course of treatment.

Figures in italics indicate the base number of FP17s or Patient Questionnaire responses are less than 100. N/A is shown where the base number of responses is less than 10 during the period. % is calculated as Quantity/Base number*100

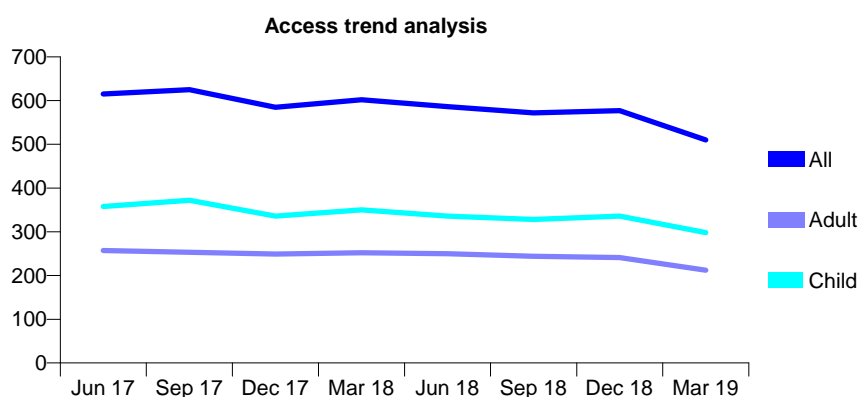
Q57 - Vital Signs At a Glance Contract Report for 150843/0001 - Year end March 2019

Name or company name	MJ Dooley (Dental Surgeon) Ltd
Contract type name	GDS Contract
Purpose of contract	General
Contract start date	01/11/2010
Contract end date	

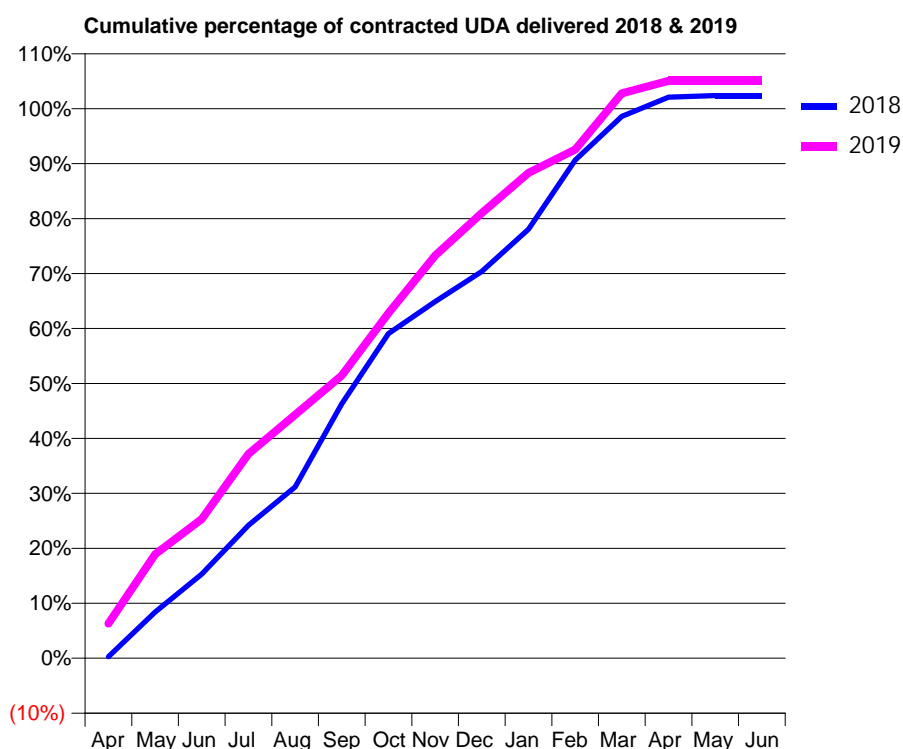
18/19 Contracted general activity (UDA)	1,100
Carry forward general activity (UDA)	-22
18/19 Contracted orthodontic activity (UOA)	0
Carry forward orthodontic activity (UOA)	0
Baseline contract value	£24,829.97

ACCESS*

Patients seen in 24 months	Total	Change since previous quarter
Quarter ending March 2018	602	
Quarter ending June 2018	586	↓
Quarter ending September 2018	572	↓
Quarter ending December 2018	577	→
Quarter ending March 2019	510	↓
Variance since March 2018	(15.3%)	↓



ACTIVITY



Month	2018	2019
April	3	69
May	93	208
June	168	279
July	266	409
August	343	488
September	509	566
October	650	691
November	714	806
December	774	891
January	859	972
February	997	1,018
March	1,084	1,131
April	1,123	1,156
May	1,126	1,156
June	1,126	1,156

QUALITY

	Quantity	Base Number	Contract	AT	Region	England
% of FP17s for the same patient ID Re-attending within 3 months - Children	14	358	3.9%	10.0%	11.5%	11.8%
% of FP17s for the same patient ID Re-attending within 3 months - Adults	32	209	15.3%	14.5%	15.2%	15.7%
% of FP17s for the same patient ID Re-attending between 3 & 9 months - Children	171	358	47.8%	56.7%	60.2%	58.9%
% of FP17s for the same patient ID Re-attending between 3 & 9 months - Adults	99	209	47.4%	50.0%	51.8%	50.8%
% of FP17s for Band 1 Urgent Courses	34	562	6.0%	8.7%	8.1%	9.1%
% of FP17s Relating to Free Repair or Replacements	0	562	0.0%	0.7%	0.8%	0.8%
% of FP17s Relating to Continuations	6	562	1.1%	0.9%	0.9%	0.9%
% of Patients satisfied with the dentistry they have received	1	1	N/A	92.9%	92.7%	92.5%
% of Patients satisfied with the time they had to wait for an appointment	1	1	N/A	87.3%	87.4%	87.0%

* This is based on patients treated on this contract for their most recent course of treatment.

Figures in italics indicate the base number of FP17s or Patient Questionnaire responses are less than 100. N/A is shown where the base number of responses is less than 10 during the period. % is calculated as Quantity/Base number*100

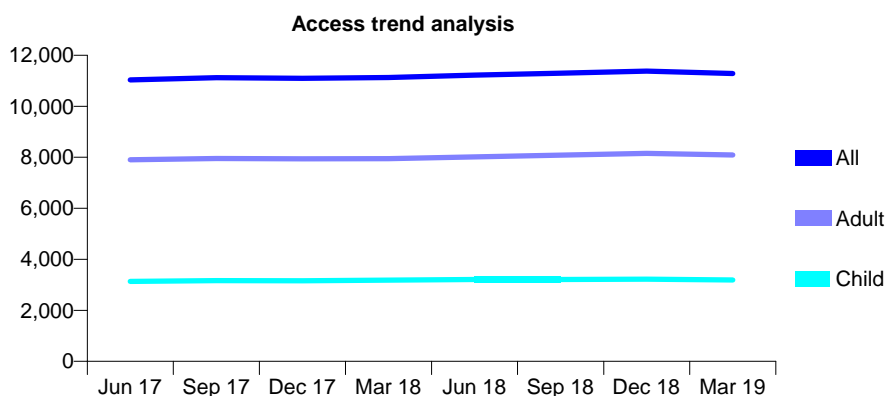
Q57 - Vital Signs At a Glance Contract Report for 155152/0001 - Year end March 2019

Name or company name	Amar Dave and Rahul Patel & Basildon Der
Contract type name	GDS Contract
Purpose of contract	General
Contract start date	01/04/2014
Contract end date	

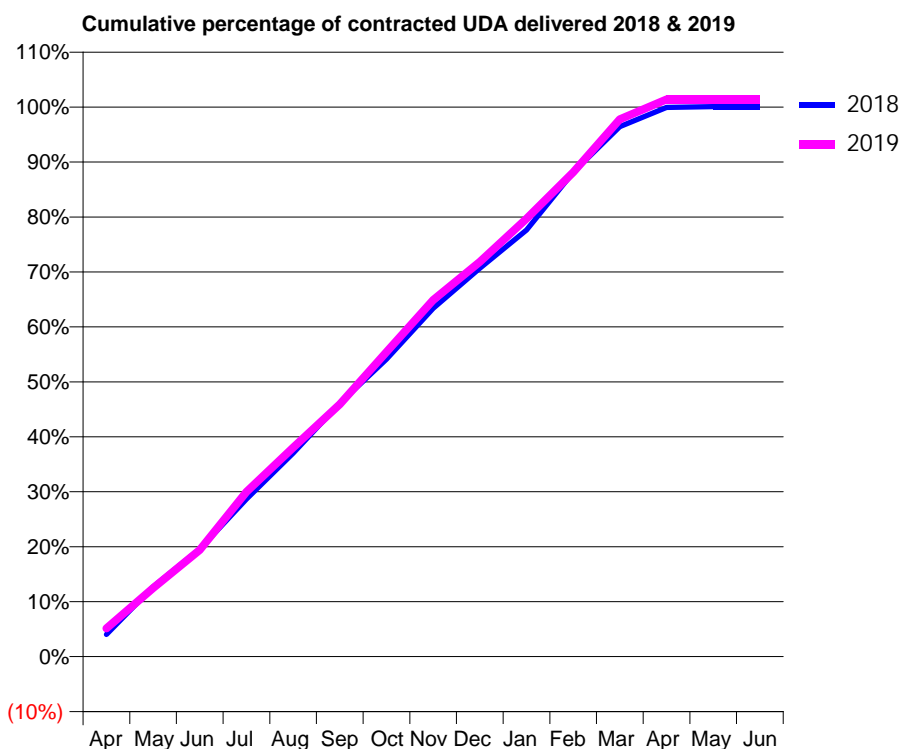
18/19 Contracted general activity (UDA)	31,000
Carry forward general activity (UDA)	-22
18/19 Contracted orthodontic activity (UOA)	0
Carry forward orthodontic activity (UOA)	0
Baseline contract value	£846,765.88

ACCESS*

Patients seen in 24 months	Total	Change since previous quarter
Quarter ending March 2018	11,132	
Quarter ending June 2018	11,226	→
Quarter ending September 2018	11,298	→
Quarter ending December 2018	11,378	→
Quarter ending March 2019	11,285	→
Variance since March 2018	1.4%	→



ACTIVITY



Month	Adjusted Scheduled Activity (UDA)	
	2018	2019
April	1,253	1,593
May	3,940	3,871
June	6,067	6,012
July	8,886	9,292
August	11,480	11,797
September	14,286	14,236
October	16,781	17,184
November	19,646	20,118
December	21,901	22,265
January	24,064	24,699
February	27,318	27,324
March	29,891	30,316
April	30,977	31,424
May	31,022	31,428
June	31,022	31,428

QUALITY

	Quantity	Base Number	Contract	AT	Region	England
% of FP17s for the same patient ID Re-attending within 3 months - Children	278	4,628	6.0%	10.0%	11.5%	11.8%
% of FP17s for the same patient ID Re-attending within 3 months - Adults	1,135	10,194	11.1%	14.5%	15.2%	15.7%
% of FP17s for the same patient ID Re-attending between 3 & 9 months - Children	2,942	4,628	63.6%	56.7%	60.2%	58.9%
% of FP17s for the same patient ID Re-attending between 3 & 9 months - Adults	5,156	10,194	50.6%	50.0%	51.8%	50.8%
% of FP17s for Band 1 Urgent Courses	1,019	14,853	6.9%	8.7%	8.1%	9.1%
% of FP17s Relating to Free Repair or Replacements	67	14,853	0.5%	0.7%	0.8%	0.8%
% of FP17s Relating to Continuations	108	14,853	0.7%	0.9%	0.9%	0.9%
% of Patients satisfied with the dentistry they have received	6	6	N/A	92.9%	92.7%	92.5%
% of Patients satisfied with the time they had to wait for an appointment	6	6	N/A	87.3%	87.4%	87.0%

* This is based on patients treated on this contract for their most recent course of treatment. Figures in italics indicate the base number of FP17s or Patient Questionnaire responses are less than 100. N/A is shown where the base number of responses is less than 10 during the period. % is calculated as Quantity/Base number*100

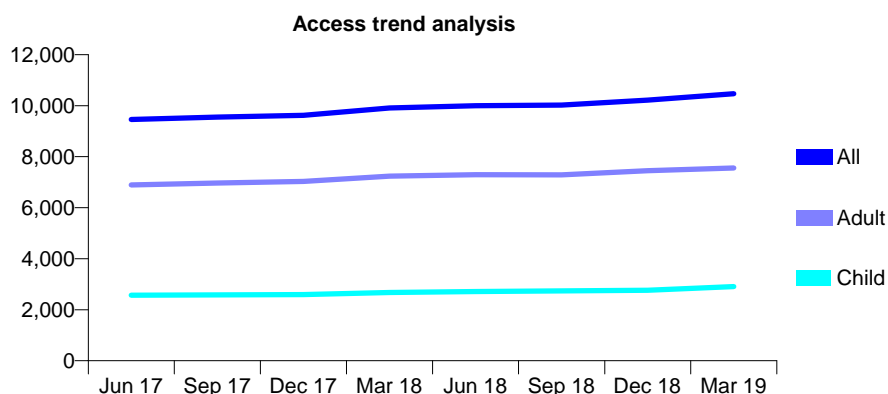
Q57 - Vital Signs At a Glance Contract Report for 157155/0002 - Year end March 2019

Name or company name	Inspire Dental Eastwood Ltd
Contract type name	GDS Contract
Purpose of contract	General
Contract start date	01/09/2007
Contract end date	

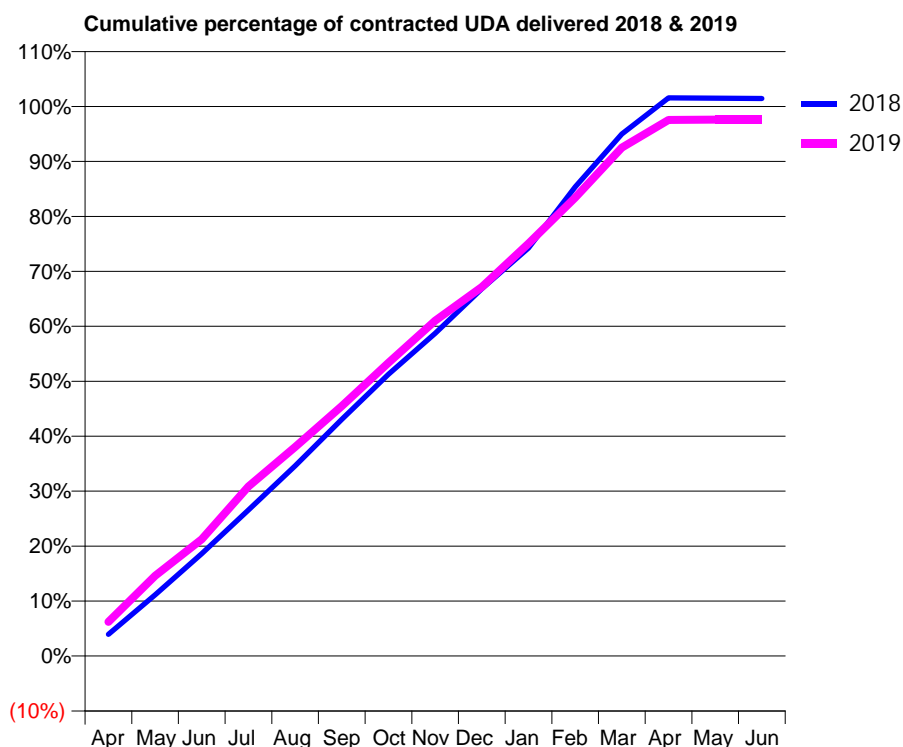
18/19 Contracted general activity (UDA)	32,838
Carry forward general activity (UDA)	-479
18/19 Contracted orthodontic activity (UOA)	0
Carry forward orthodontic activity (UOA)	0
Baseline contract value	£939,651.38

ACCESS*

Patients seen in 24 months	Total	Change since previous quarter
Quarter ending March 2018	9,910	
Quarter ending June 2018	10,001	→
Quarter ending September 2018	10,023	→
Quarter ending December 2018	10,218	→
Quarter ending March 2019	10,468	↑
Variance since March 2018	5.6%	↑



ACTIVITY



Month	Adjusted Scheduled Activity (UDA)	
	2018	2019
April	1,298	2,046
May	3,660	4,793
June	6,115	6,977
July	8,729	10,129
August	11,368	12,491
September	14,138	14,936
October	16,832	17,529
November	19,283	20,039
December	21,938	22,049
January	24,377	24,652
February	28,035	27,394
March	31,195	30,382
April	33,350	32,027
May	33,332	32,048
June	33,317	32,048

QUALITY

	Quantity	Base Number	Contract	AT	Region	England
% of FP17s for the same patient ID Re-attending within 3 months - Children	274	4,415	6.2%	10.0%	11.5%	11.8%
% of FP17s for the same patient ID Re-attending within 3 months - Adults	1,294	10,264	12.6%	14.5%	15.2%	15.7%
% of FP17s for the same patient ID Re-attending between 3 & 9 months - Children	2,758	4,415	62.5%	56.7%	60.2%	58.9%
% of FP17s for the same patient ID Re-attending between 3 & 9 months - Adults	5,686	10,264	55.4%	50.0%	51.8%	50.8%
% of FP17s for Band 1 Urgent Courses	1,035	14,441	7.2%	8.7%	8.1%	9.1%
% of FP17s Relating to Free Repair or Replacements	144	14,441	1.0%	0.7%	0.8%	0.8%
% of FP17s Relating to Continuations	72	14,441	0.5%	0.9%	0.9%	0.9%
% of Patients satisfied with the dentistry they have received	5	6	N/A	92.9%	92.7%	92.5%
% of Patients satisfied with the time they had to wait for an appointment	6	6	N/A	87.3%	87.4%	87.0%

* This is based on patients treated on this contract for their most recent course of treatment. Figures in italics indicate the base number of FP17s or Patient Questionnaire responses are less than 100. N/A is shown where the base number of responses is less than 10 during the period. % is calculated as Quantity/Base number*100

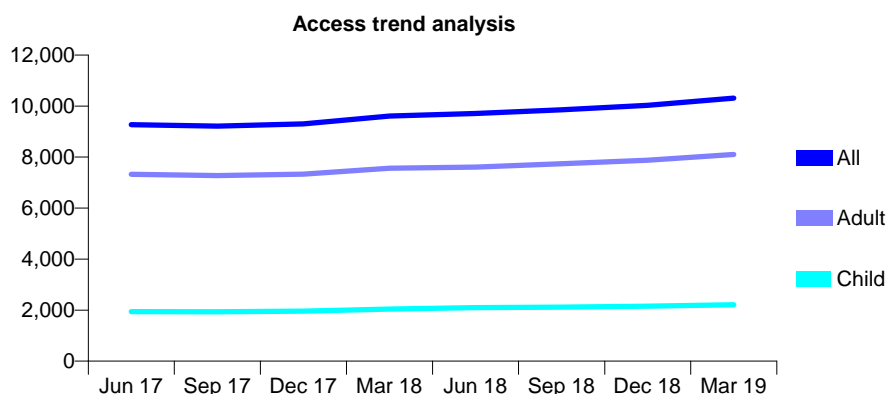
Q57 - Vital Signs At a Glance Contract Report for 157376/0001 - Year end March 2019

Name or company name	St Michael's House Dental Surgery
Contract type name	GDS Contract
Purpose of contract	General
Contract start date	01/09/2011
Contract end date	

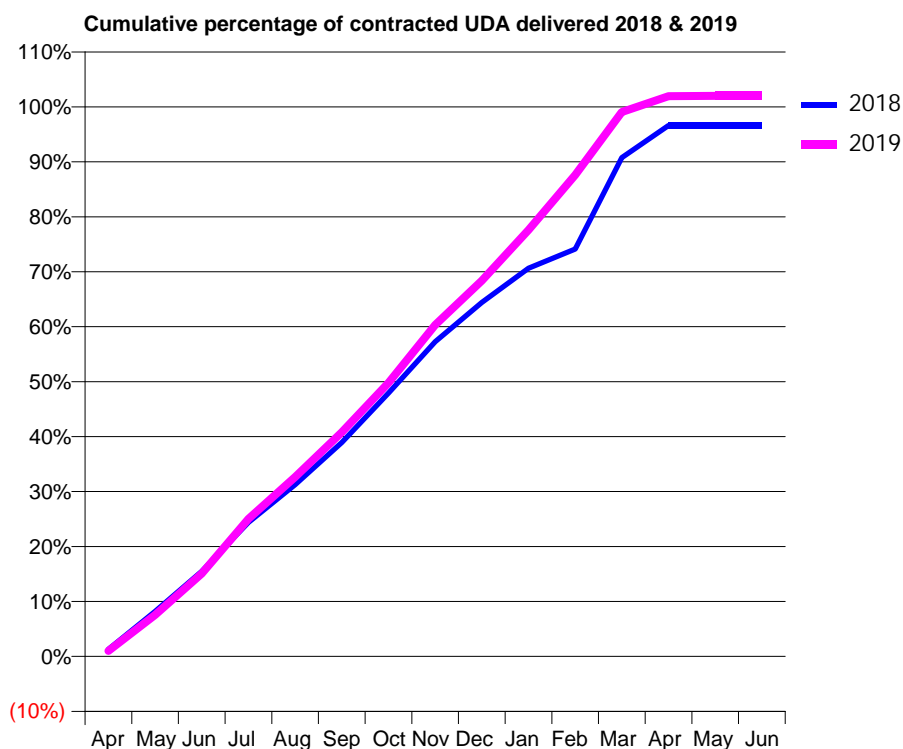
18/19 Contracted general activity (UDA)	27,231
Carry forward general activity (UDA)	922
18/19 Contracted orthodontic activity (UOA)	0
Carry forward orthodontic activity (UOA)	0
Baseline contract value	£869,006.11

ACCESS*

Patients seen in 24 months	Total	Change since previous quarter
Quarter ending March 2018	9,606	
Quarter ending June 2018	9,705	→
Quarter ending September 2018	9,855	→
Quarter ending December 2018	10,033	→
Quarter ending March 2019	10,314	↑
Variance since March 2018	7.4%	↑



ACTIVITY



Month	Adjusted Scheduled Activity (UDA)	
	2018	2019
April	351	276
May	2,228	2,060
June	4,220	4,109
July	6,647	6,816
August	8,514	8,888
September	10,594	11,102
October	13,045	13,559
November	15,597	16,429
December	17,538	18,621
January	19,234	21,127
February	20,186	23,860
March	24,717	26,974
April	26,308	27,760
May	26,309	27,777
June	26,309	27,778

QUALITY

	Quantity	Base Number	Contract	AT	Region	England
% of FP17s for the same patient ID Re-attending within 3 months - Children	249	3,608	6.9%	10.0%	11.5%	11.8%
% of FP17s for the same patient ID Re-attending within 3 months - Adults	1,650	12,947	12.7%	14.5%	15.2%	15.7%
% of FP17s for the same patient ID Re-attending between 3 & 9 months - Children	2,307	3,608	63.9%	56.7%	60.2%	58.9%
% of FP17s for the same patient ID Re-attending between 3 & 9 months - Adults	8,069	12,947	62.3%	50.0%	51.8%	50.8%
% of FP17s for Band 1 Urgent Courses	1,522	16,200	9.4%	8.7%	8.1%	9.1%
% of FP17s Relating to Free Repair or Replacements	103	16,200	0.6%	0.7%	0.8%	0.8%
% of FP17s Relating to Continuations	77	16,200	0.5%	0.9%	0.9%	0.9%
% of Patients satisfied with the dentistry they have received	8	8	N/A	92.9%	92.7%	92.5%
% of Patients satisfied with the time they had to wait for an appointment	8	8	N/A	87.3%	87.4%	87.0%

* This is based on patients treated on this contract for their most recent course of treatment. Figures in italics indicate the base number of FP17s or Patient Questionnaire responses are less than 100. N/A is shown where the base number of responses is less than 10 during the period. % is calculated as Quantity/Base number*100

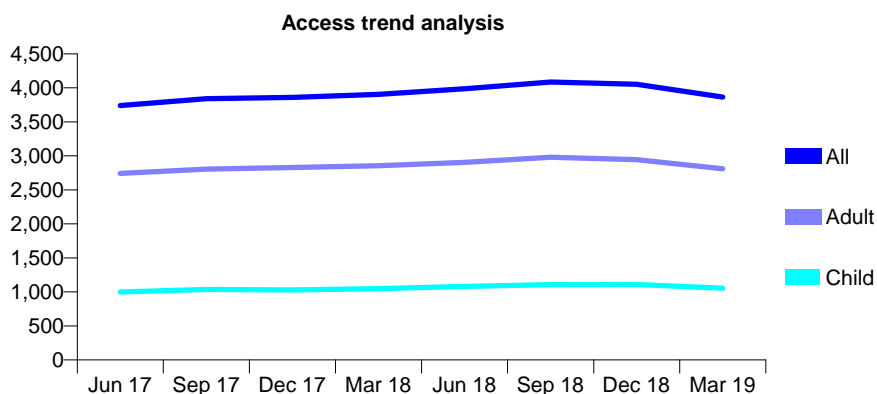
Q57 - Vital Signs At a Glance Contract Report for 157910/0001 - Year end March 2019

Name or company name	Datta and Najefi
Contract type name	GDS Contract
Purpose of contract	General
Contract start date	01/04/2006
Contract end date	

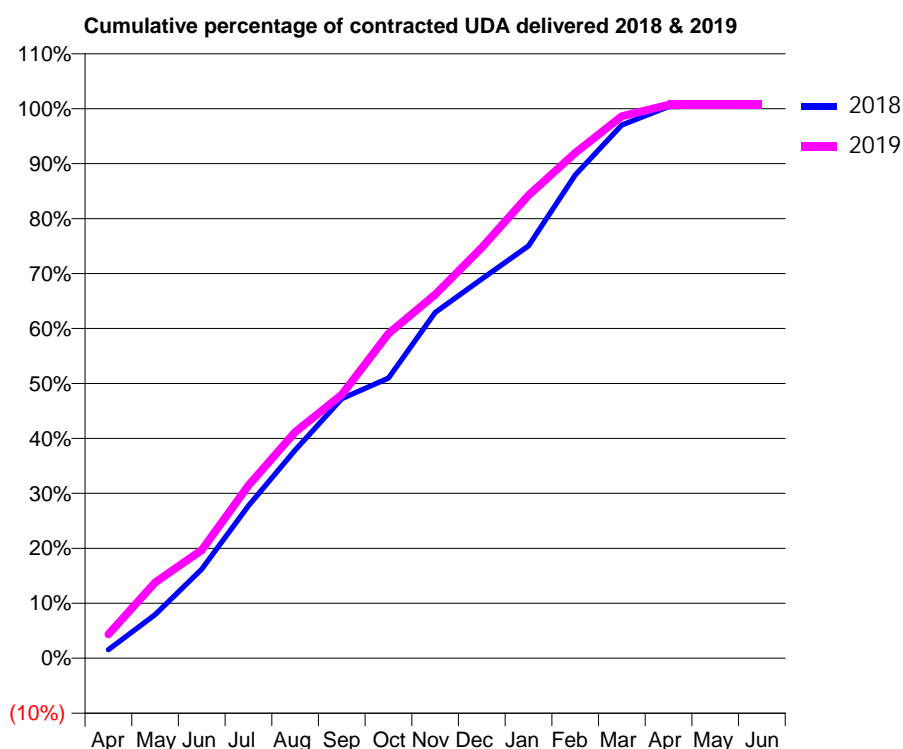
18/19 Contracted general activity (UDA)	9,642
Carry forward general activity (UDA)	-47
18/19 Contracted orthodontic activity (UOA)	0
Carry forward orthodontic activity (UOA)	0
Baseline contract value	£244,090.30

ACCESS*

Patients seen in 24 months	Total	Change since previous quarter
Quarter ending March 2018	3,904	
Quarter ending June 2018	3,987	↑
Quarter ending September 2018	4,086	↑
Quarter ending December 2018	4,053	→
Quarter ending March 2019	3,866	↓
Variance since March 2018	(1.0%)	→



ACTIVITY



Month	Adjusted Scheduled Activity (UDA)	
	2018	2019
April	151	419
May	767	1,329
June	1,564	1,897
July	2,675	3,031
August	3,650	3,969
September	4,553	4,626
October	4,916	5,696
November	6,066	6,382
December	6,654	7,203
January	7,233	8,124
February	8,477	8,866
March	9,354	9,508
April	9,677	9,708
May	9,689	9,708
June	9,689	9,708

QUALITY

	Quantity	Base Number	Contract	AT	Region	England
% of FP17s for the same patient ID Re-attending within 3 months - Children	51	1,167	4.4%	10.0%	11.5%	11.8%
% of FP17s for the same patient ID Re-attending within 3 months - Adults	469	3,138	14.9%	14.5%	15.2%	15.7%
% of FP17s for the same patient ID Re-attending between 3 & 9 months - Children	448	1,167	38.4%	56.7%	60.2%	58.9%
% of FP17s for the same patient ID Re-attending between 3 & 9 months - Adults	1,132	3,138	36.1%	50.0%	51.8%	50.8%
% of FP17s for Band 1 Urgent Courses	406	4,244	9.6%	8.7%	8.1%	9.1%
% of FP17s Relating to Free Repair or Replacements	91	4,244	2.1%	0.7%	0.8%	0.8%
% of FP17s Relating to Continuations	73	4,244	1.7%	0.9%	0.9%	0.9%
% of Patients satisfied with the dentistry they have received	0	0	N/A	92.9%	92.7%	92.5%
% of Patients satisfied with the time they had to wait for an appointment	0	0	N/A	87.3%	87.4%	87.0%

* This is based on patients treated on this contract for their most recent course of treatment.

Figures in italics indicate the base number of FP17s or Patient Questionnaire responses are less than 100. N/A is shown where the base number of responses is less than 10 during the period. % is calculated as Quantity/Base number*100

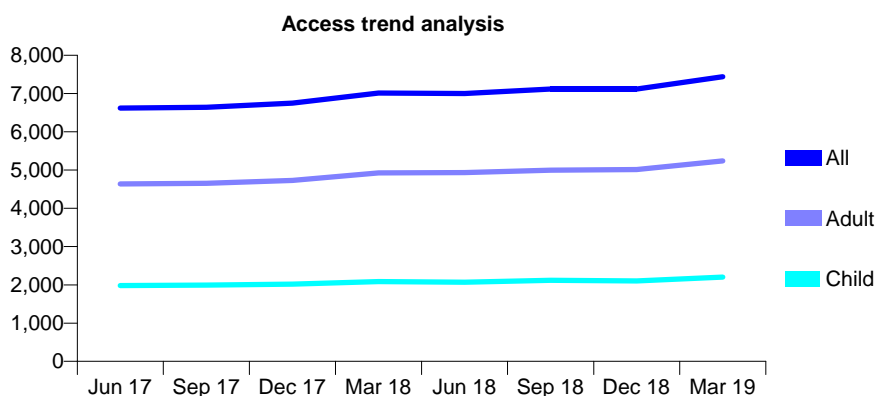
Q57 - Vital Signs At a Glance Contract Report for 158283/0002 - Year end March 2019

Name or company name	Inspire Dental Eastwood Ltd
Contract type name	GDS Contract
Purpose of contract	General
Contract start date	01/09/2007
Contract end date	

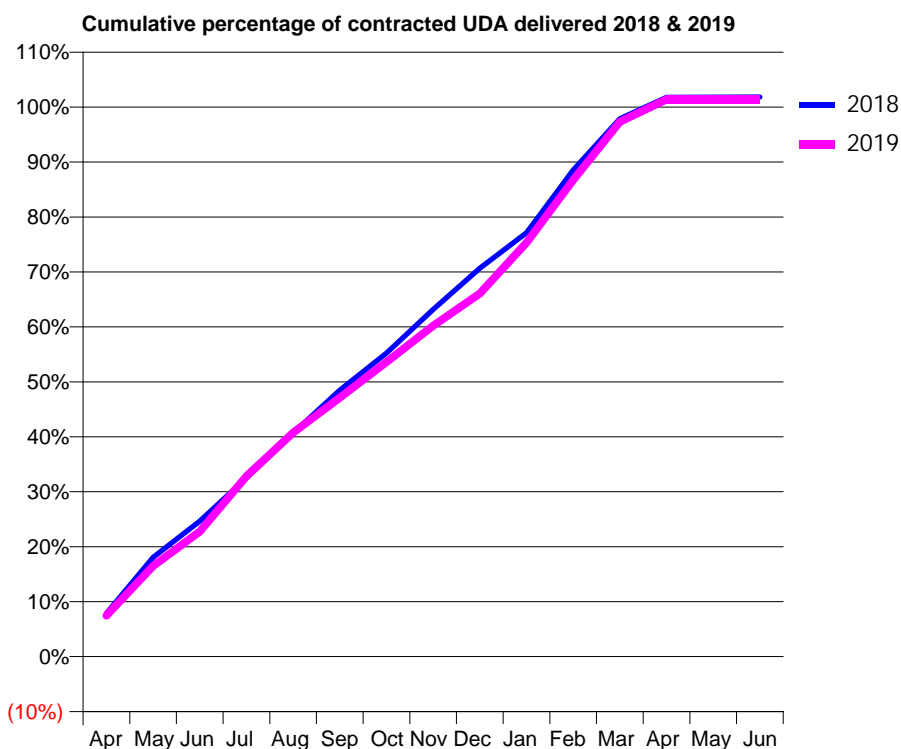
18/19 Contracted general activity (UDA)	21,000
Carry forward general activity (UDA)	-381
18/19 Contracted orthodontic activity (UOA)	0
Carry forward orthodontic activity (UOA)	0
Baseline contract value	£578,289.22

ACCESS*

Patients seen in 24 months	Total	Change since previous quarter
Quarter ending March 2018	7,011	
Quarter ending June 2018	7,003	→
Quarter ending September 2018	7,115	→
Quarter ending December 2018	7,117	→
Quarter ending March 2019	7,439	↑
Variance since March 2018	6.1%	↑



ACTIVITY



Month	Adjusted Scheduled Activity (UDA)	
	2018	2019
April	1,654	1,573
May	3,792	3,467
June	5,178	4,782
July	6,832	6,899
August	8,547	8,557
September	10,177	9,892
October	11,603	11,253
November	13,266	12,647
December	14,838	13,872
January	16,199	15,820
February	18,593	18,218
March	20,552	20,437
April	21,370	21,289
May	21,374	21,287
June	21,381	21,295

QUALITY

	Quantity	Base Number	Contract	AT	Region	England
% of FP17s for the same patient ID Re-attending within 3 months - Children	161	3,310	4.9%	10.0%	11.5%	11.8%
% of FP17s for the same patient ID Re-attending within 3 months - Adults	612	7,000	8.7%	14.5%	15.2%	15.7%
% of FP17s for the same patient ID Re-attending between 3 & 9 months - Children	2,134	3,310	64.5%	56.7%	60.2%	58.9%
% of FP17s for the same patient ID Re-attending between 3 & 9 months - Adults	3,940	7,000	56.3%	50.0%	51.8%	50.8%
% of FP17s for Band 1 Urgent Courses	421	10,343	4.1%	8.7%	8.1%	9.1%
% of FP17s Relating to Free Repair or Replacements	46	10,343	0.4%	0.7%	0.8%	0.8%
% of FP17s Relating to Continuations	31	10,343	0.3%	0.9%	0.9%	0.9%
% of Patients satisfied with the dentistry they have received	2	3	N/A	92.9%	92.7%	92.5%
% of Patients satisfied with the time they had to wait for an appointment	2	3	N/A	87.3%	87.4%	87.0%

* This is based on patients treated on this contract for their most recent course of treatment. Figures in italics indicate the base number of FP17s or Patient Questionnaire responses are less than 100. N/A is shown where the base number of responses is less than 10 during the period. % is calculated as Quantity/Base number*100

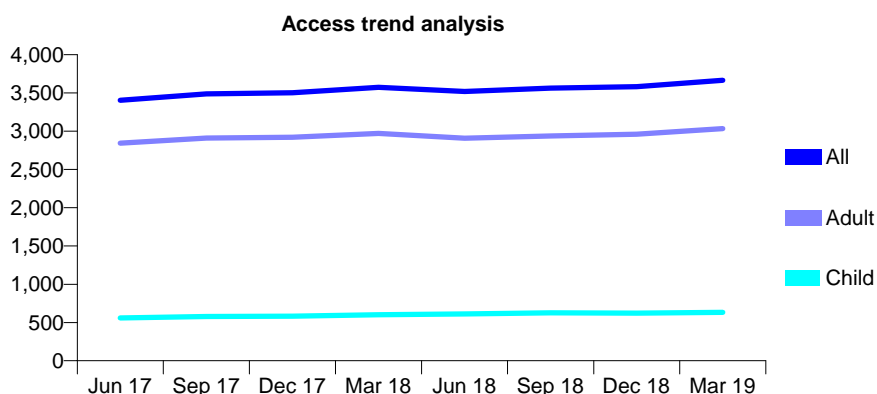
Q57 - Vital Signs At a Glance Contract Report for 158321/0001 - Year end March 2019

Name or company name	Carmelite Dental Practice
Contract type name	GDS Contract
Purpose of contract	General
Contract start date	01/04/2006
Contract end date	

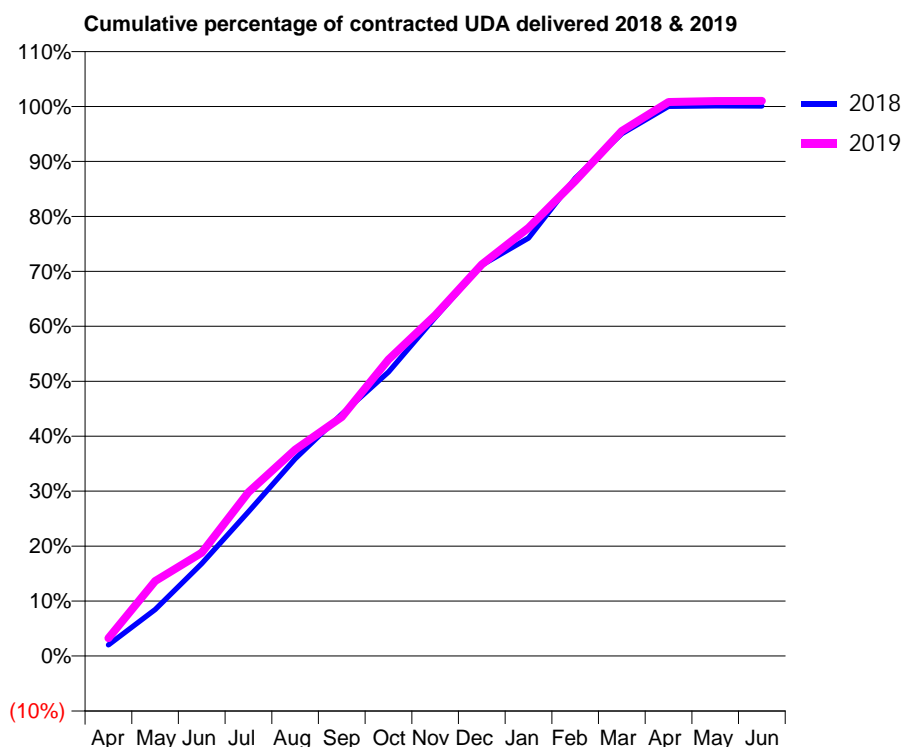
18/19 Contracted general activity (UDA)	10,298
Carry forward general activity (UDA)	-10
18/19 Contracted orthodontic activity (UOA)	0
Carry forward orthodontic activity (UOA)	0
Baseline contract value	£257,005.92

ACCESS*

Patients seen in 24 months	Total	Change since previous quarter
Quarter ending March 2018	3,573	
Quarter ending June 2018	3,519	↓
Quarter ending September 2018	3,563	→
Quarter ending December 2018	3,582	→
Quarter ending March 2019	3,665	↑
Variance since March 2018	2.6%	↑



ACTIVITY



Month	Adjusted Scheduled Activity (UDA)	
	2018	2019
April	208	334
May	872	1,405
June	1,732	1,936
July	2,703	3,069
August	3,697	3,866
September	4,532	4,480
October	5,321	5,557
November	6,343	6,386
December	7,325	7,339
January	7,834	8,023
February	8,952	8,903
March	9,786	9,837
April	10,300	10,381
May	10,309	10,399
June	10,308	10,402

QUALITY

	Quantity	Base Number	Contract	AT	Region	England
% of FP17s for the same patient ID Re-attending within 3 months - Children	72	1,052	6.8%	10.0%	11.5%	11.8%
% of FP17s for the same patient ID Re-attending within 3 months - Adults	498	4,871	10.2%	14.5%	15.2%	15.7%
% of FP17s for the same patient ID Re-attending between 3 & 9 months - Children	725	1,052	68.9%	56.7%	60.2%	58.9%
% of FP17s for the same patient ID Re-attending between 3 & 9 months - Adults	3,299	4,871	67.7%	50.0%	51.8%	50.8%
% of FP17s for Band 1 Urgent Courses	392	5,942	6.6%	8.7%	8.1%	9.1%
% of FP17s Relating to Free Repair or Replacements	16	5,942	0.3%	0.7%	0.8%	0.8%
% of FP17s Relating to Continuations	32	5,942	0.5%	0.9%	0.9%	0.9%
% of Patients satisfied with the dentistry they have received	2	2	N/A	92.9%	92.7%	92.5%
% of Patients satisfied with the time they had to wait for an appointment	2	2	N/A	87.3%	87.4%	87.0%

* This is based on patients treated on this contract for their most recent course of treatment. Figures in italics indicate the base number of FP17s or Patient Questionnaire responses are less than 100. N/A is shown where the base number of responses is less than 10 during the period. % is calculated as Quantity/Base number*100

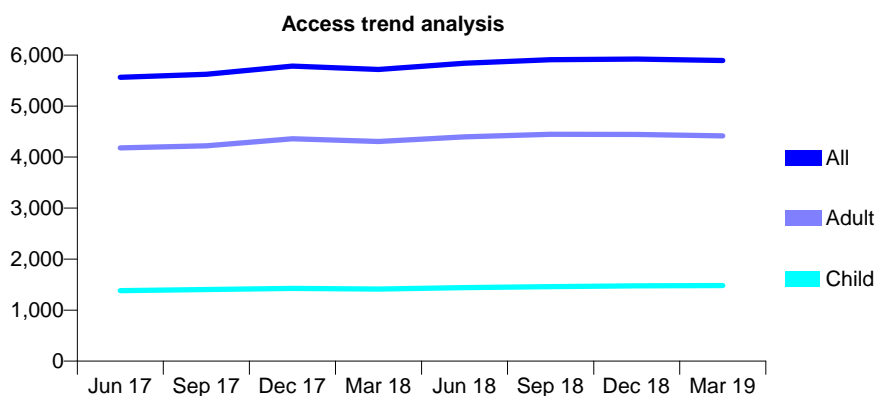
Q57 - Vital Signs At a Glance Contract Report for 159190/0001 - Year end March 2019

Name or company name	Pitsea Dental Care Limited
Contract type name	GDS Contract
Purpose of contract	General
Contract start date	01/12/2007
Contract end date	

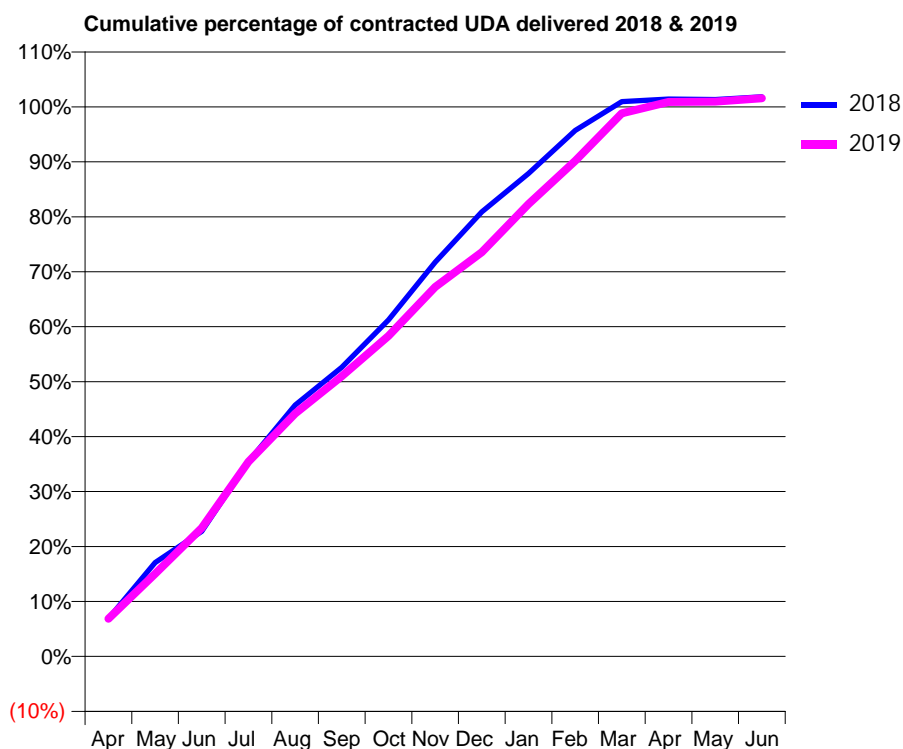
18/19 Contracted general activity (UDA)	15,974
Carry forward general activity (UDA)	-292
18/19 Contracted orthodontic activity (UOA)	0
Carry forward orthodontic activity (UOA)	0
Baseline contract value	£447,330.26

ACCESS*

Patients seen in 24 months	Total	Change since previous quarter
Quarter ending March 2018	5,720	
Quarter ending June 2018	5,838	↑
Quarter ending September 2018	5,910	→
Quarter ending December 2018	5,920	→
Quarter ending March 2019	5,895	→
Variance since March 2018	3.1%	↑



ACTIVITY



Month	2018	2019
April	1,098	1,093
May	2,726	2,405
June	3,640	3,735
July	5,666	5,658
August	7,305	7,059
September	8,407	8,141
October	9,784	9,317
November	11,461	10,738
December	12,921	11,749
January	14,039	13,148
February	15,288	14,404
March	16,123	15,788
April	16,201	16,116
May	16,186	16,130
June	16,266	16,225

QUALITY

	Quantity	Base Number	Contract	AT	Region	England
% of FP17s for the same patient ID Re-attending within 3 months - Children	72	1,613	4.5%	10.0%	11.5%	11.8%
% of FP17s for the same patient ID Re-attending within 3 months - Adults	678	4,840	14.0%	14.5%	15.2%	15.7%
% of FP17s for the same patient ID Re-attending between 3 & 9 months - Children	573	1,613	35.5%	56.7%	60.2%	58.9%
% of FP17s for the same patient ID Re-attending between 3 & 9 months - Adults	1,733	4,840	35.8%	50.0%	51.8%	50.8%
% of FP17s for Band 1 Urgent Courses	703	6,551	10.7%	8.7%	8.1%	9.1%
% of FP17s Relating to Free Repair or Replacements	102	6,551	1.6%	0.7%	0.8%	0.8%
% of FP17s Relating to Continuations	35	6,551	0.5%	0.9%	0.9%	0.9%
% of Patients satisfied with the dentistry they have received	1	1	N/A	92.9%	92.7%	92.5%
% of Patients satisfied with the time they had to wait for an appointment	1	1	N/A	87.3%	87.4%	87.0%

* This is based on patients treated on this contract for their most recent course of treatment. Figures in italics indicate the base number of FP17s or Patient Questionnaire responses are less than 100. N/A is shown where the base number of responses is less than 10 during the period. % is calculated as Quantity/Base number*100

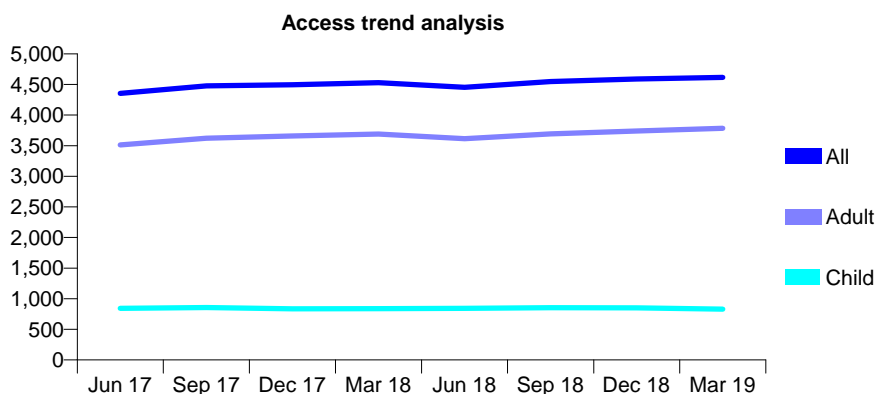
Q57 - Vital Signs At a Glance Contract Report for 160024/0001 - Year end March 2019

Name or company name	Burnham Dental Practice
Contract type name	GDS Contract
Purpose of contract	General
Contract start date	01/04/2015
Contract end date	

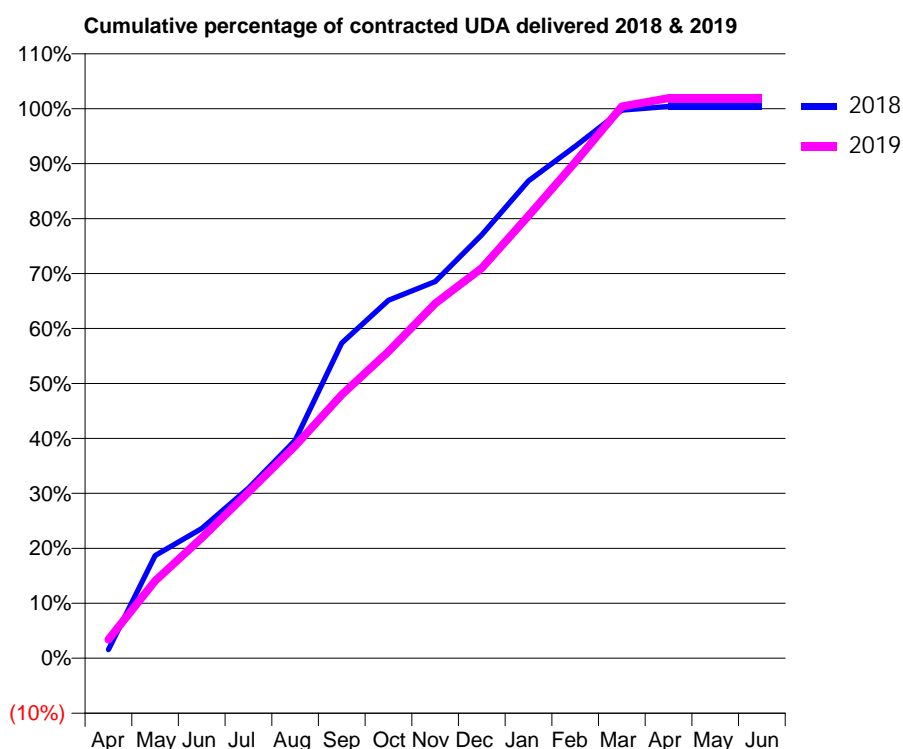
18/19 Contracted general activity (UDA)	14,031
Carry forward general activity (UDA)	-56
18/19 Contracted orthodontic activity (UOA)	0
Carry forward orthodontic activity (UOA)	0
Baseline contract value	£434,620.62

ACCESS*

Patients seen in 24 months	Total	Change since previous quarter
Quarter ending March 2018	4,528	
Quarter ending June 2018	4,454	↓
Quarter ending September 2018	4,547	↑
Quarter ending December 2018	4,590	→
Quarter ending March 2019	4,616	→
Variance since March 2018	1.9%	→



ACTIVITY



Month	2018	2019
April	220	477
May	2,624	1,975
June	3,312	3,072
July	4,342	4,242
August	5,561	5,417
September	8,048	6,731
October	9,139	7,834
November	9,616	9,057
December	10,808	9,959
January	12,189	11,296
February	13,071	12,665
March	13,991	14,087
April	14,087	14,297
May	14,087	14,297
June	14,087	14,297

QUALITY

	Quantity	Base Number	Contract	AT	Region	England
% of FP17s for the same patient ID Re-attending within 3 months - Children	65	1,414	4.6%	10.0%	11.5%	11.8%
% of FP17s for the same patient ID Re-attending within 3 months - Adults	646	6,401	10.1%	14.5%	15.2%	15.7%
% of FP17s for the same patient ID Re-attending between 3 & 9 months - Children	948	1,414	67.0%	56.7%	60.2%	58.9%
% of FP17s for the same patient ID Re-attending between 3 & 9 months - Adults	4,416	6,401	69.0%	50.0%	51.8%	50.8%
% of FP17s for Band 1 Urgent Courses	197	7,886	2.5%	8.7%	8.1%	9.1%
% of FP17s Relating to Free Repair or Replacements	49	7,886	0.6%	0.7%	0.8%	0.8%
% of FP17s Relating to Continuations	81	7,886	1.0%	0.9%	0.9%	0.9%
% of Patients satisfied with the dentistry they have received	1	1	N/A	92.9%	92.7%	92.5%
% of Patients satisfied with the time they had to wait for an appointment	1	1	N/A	87.3%	87.4%	87.0%

* This is based on patients treated on this contract for their most recent course of treatment.

Figures in italics indicate the base number of FP17s or Patient Questionnaire responses are less than 100. N/A is shown where the base number of responses is less than 10 during the period. % is calculated as Quantity/Base number*100

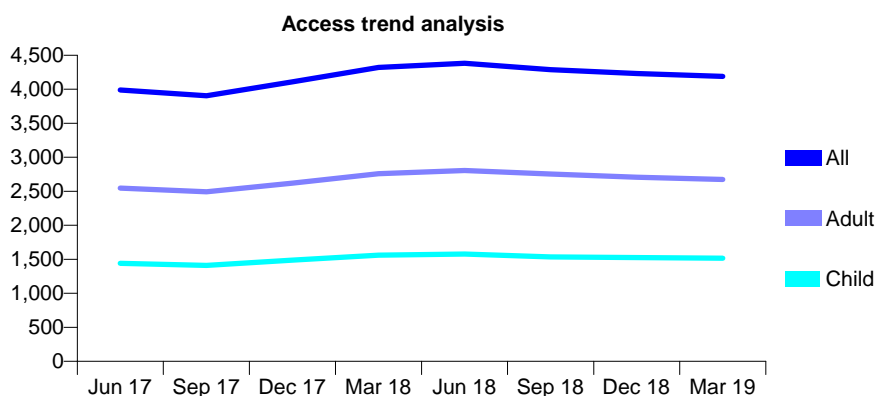
Q57 - Vital Signs At a Glance Contract Report for 164852/0001 - Year end March 2019

Name or company name	Street Farm Dental Practice
Contract type name	GDS Contract
Purpose of contract	General
Contract start date	01/04/2009
Contract end date	

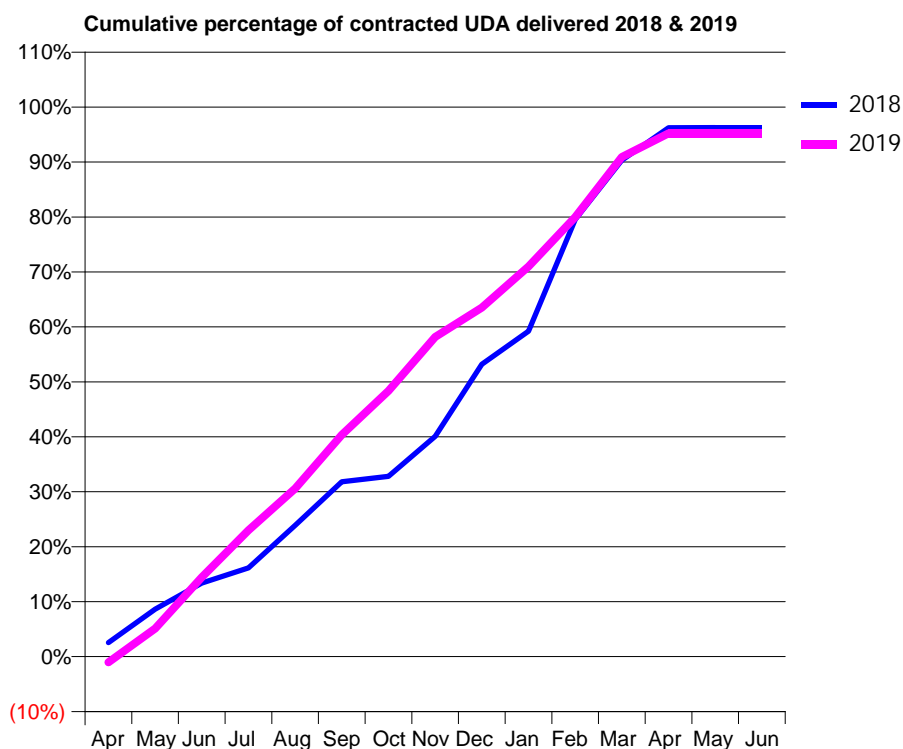
18/19 Contracted general activity (UDA)	11,500
Carry forward general activity (UDA)	430
18/19 Contracted orthodontic activity (UOA)	0
Carry forward orthodontic activity (UOA)	0
Baseline contract value	£284,949.88

ACCESS*

Patients seen in 24 months	Total	Change since previous quarter
Quarter ending March 2018	4,321	
Quarter ending June 2018	4,382	→
Quarter ending September 2018	4,288	↓
Quarter ending December 2018	4,233	↓
Quarter ending March 2019	4,190	↓
Variance since March 2018	(3.0%)	↓



ACTIVITY



Month	Adjusted Scheduled Activity (UDA)	
	2018	2019
April	296	-122
May	994	588
June	1,540	1,658
July	1,856	2,644
August	2,748	3,519
September	3,660	4,641
October	3,770	5,561
November	4,608	6,691
December	6,118	7,302
January	6,810	8,165
February	9,146	9,197
March	10,388	10,452
April	11,067	10,948
May	11,069	10,948
June	11,070	10,948

QUALITY

	Quantity	Base Number	Contract	AT	Region	England
% of FP17s for the same patient ID Re-attending within 3 months - Children	153	1,981	7.7%	10.0%	11.5%	11.8%
% of FP17s for the same patient ID Re-attending within 3 months - Adults	551	3,299	16.7%	14.5%	15.2%	15.7%
% of FP17s for the same patient ID Re-attending between 3 & 9 months - Children	1,175	1,981	59.3%	56.7%	60.2%	58.9%
% of FP17s for the same patient ID Re-attending between 3 & 9 months - Adults	1,727	3,299	52.3%	50.0%	51.8%	50.8%
% of FP17s for Band 1 Urgent Courses	486	5,214	9.3%	8.7%	8.1%	9.1%
% of FP17s Relating to Free Repair or Replacements	4	5,214	0.1%	0.7%	0.8%	0.8%
% of FP17s Relating to Continuations	117	5,214	2.2%	0.9%	0.9%	0.9%
% of Patients satisfied with the dentistry they have received	5	5	N/A	92.9%	92.7%	92.5%
% of Patients satisfied with the time they had to wait for an appointment	5	5	N/A	87.3%	87.4%	87.0%

* This is based on patients treated on this contract for their most recent course of treatment. Figures in italics indicate the base number of FP17s or Patient Questionnaire responses are less than 100. N/A is shown where the base number of responses is less than 10 during the period. % is calculated as Quantity/Base number*100

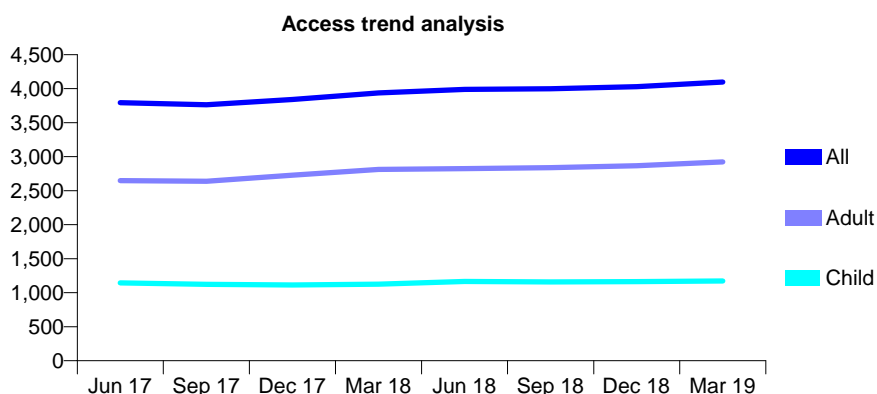
Q57 - Vital Signs At a Glance Contract Report for 165751/0001 - Year end March 2019

Name or company name	Straight Road Dental Practice
Contract type name	GDS Contract
Purpose of contract	General
Contract start date	01/04/2009
Contract end date	

18/19 Contracted general activity (UDA)	10,000
Carry forward general activity (UDA)	83
18/19 Contracted orthodontic activity (UOA)	0
Carry forward orthodontic activity (UOA)	0
Baseline contract value	£267,912.36

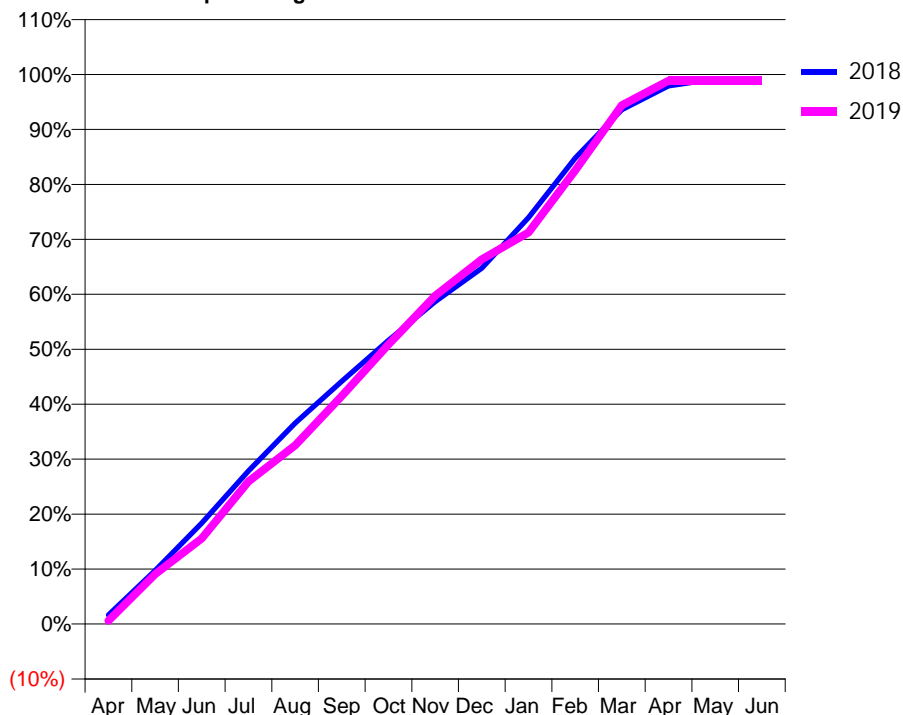
ACCESS*

Patients seen in 24 months	Total	Change since previous quarter
Quarter ending March 2018	3,938	
Quarter ending June 2018	3,990	→
Quarter ending September 2018	3,999	→
Quarter ending December 2018	4,031	→
Quarter ending March 2019	4,098	→
Variance since March 2018	4.1%	↑



ACTIVITY

Cumulative percentage of contracted UDA delivered 2018 & 2019



Month	Adjusted Scheduled Activity (UDA)	
	2018	2019
April	167	58
May	975	906
June	1,835	1,556
July	2,784	2,593
August	3,657	3,253
September	4,416	4,149
October	5,162	5,087
November	5,865	5,975
December	6,475	6,636
January	7,395	7,124
February	8,478	8,255
March	9,358	9,441
April	9,792	9,885
May	9,917	9,885
June	9,917	9,885

QUALITY

	Quantity	Base Number	Contract	AT	Region	England
% of FP17s for the same patient ID Re-attending within 3 months - Children	98	1,388	7.1%	10.0%	11.5%	11.8%
% of FP17s for the same patient ID Re-attending within 3 months - Adults	247	3,184	7.8%	14.5%	15.2%	15.7%
% of FP17s for the same patient ID Re-attending between 3 & 9 months - Children	367	1,388	26.4%	56.7%	60.2%	58.9%
% of FP17s for the same patient ID Re-attending between 3 & 9 months - Adults	1,064	3,184	33.4%	50.0%	51.8%	50.8%
% of FP17s for Band 1 Urgent Courses	115	4,605	2.5%	8.7%	8.1%	9.1%
% of FP17s Relating to Free Repair or Replacements	14	4,605	0.3%	0.7%	0.8%	0.8%
% of FP17s Relating to Continuations	34	4,605	0.7%	0.9%	0.9%	0.9%
% of Patients satisfied with the dentistry they have received	2	2	N/A	92.9%	92.7%	92.5%
% of Patients satisfied with the time they had to wait for an appointment	2	2	N/A	87.3%	87.4%	87.0%

* This is based on patients treated on this contract for their most recent course of treatment. Figures in italics indicate the base number of FP17s or Patient Questionnaire responses are less than 100. N/A is shown where the base number of responses is less than 10 during the period. % is calculated as Quantity/Base number*100

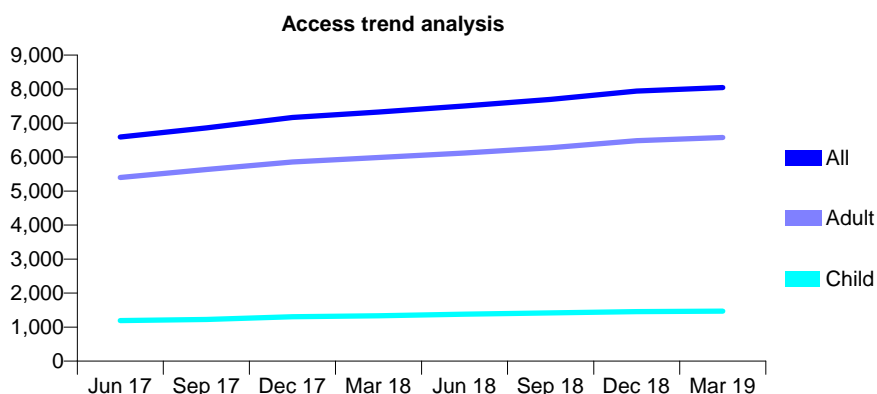
Q57 - Vital Signs At a Glance Contract Report for 169056/0001 - Year end March 2019

Name or company name	Mr. Mazdak Eyrumlu and Honar Shakir
Contract type name	GDS Contract
Purpose of contract	General
Contract start date	09/11/2012
Contract end date	

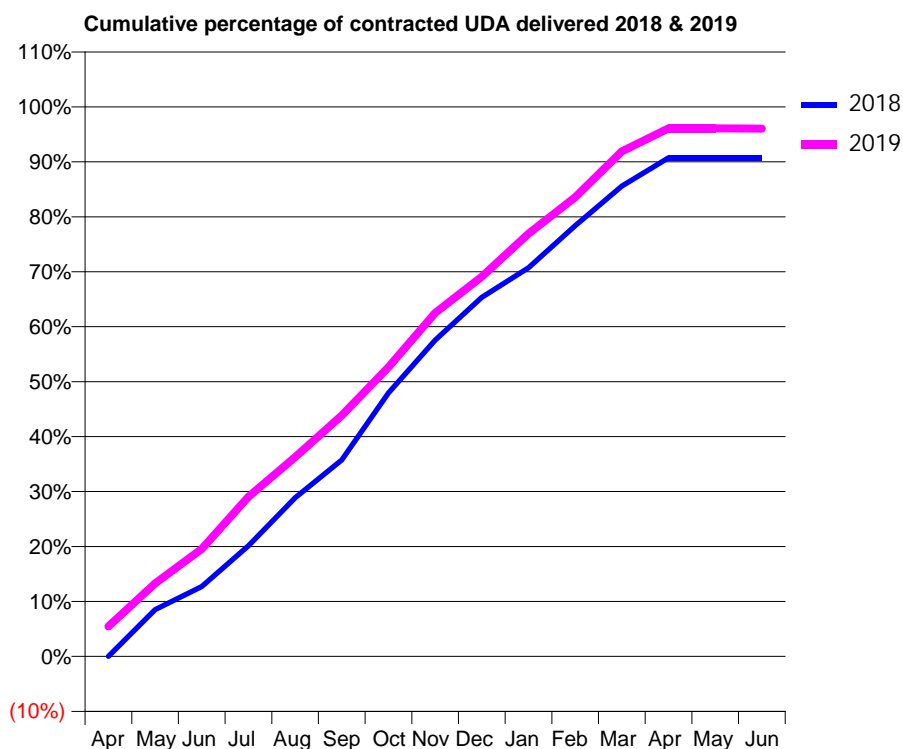
18/19 Contracted general activity (UDA)	25,845
Carry forward general activity (UDA)	0
18/19 Contracted orthodontic activity (UOA)	0
Carry forward orthodontic activity (UOA)	0
Baseline contract value	£606,476.22

ACCESS*

Patients seen in 24 months	Total	Change since previous quarter
Quarter ending March 2018	7,324	
Quarter ending June 2018	7,503	↑
Quarter ending September 2018	7,695	↑
Quarter ending December 2018	7,941	↑
Quarter ending March 2019	8,044	→
Variance since March 2018	9.8%	↑



ACTIVITY



Month	Adjusted Scheduled Activity (UDA)	
	2018	2019
April	0	1,416
May	2,207	3,442
June	3,288	5,056
July	5,212	7,509
August	7,465	9,376
September	9,240	11,333
October	12,391	13,605
November	14,872	16,161
December	16,890	17,862
January	18,277	19,885
February	20,261	21,595
March	22,119	23,747
April	23,450	24,833
May	23,449	24,833
June	23,449	24,821

QUALITY

	Quantity	Base Number	Contract	AT	Region	England
% of FP17s for the same patient ID Re-attending within 3 months - Children	92	1,783	5.2%	10.0%	11.5%	11.8%
% of FP17s for the same patient ID Re-attending within 3 months - Adults	1,003	8,008	12.5%	14.5%	15.2%	15.7%
% of FP17s for the same patient ID Re-attending between 3 & 9 months - Children	934	1,783	52.4%	56.7%	60.2%	58.9%
% of FP17s for the same patient ID Re-attending between 3 & 9 months - Adults	3,824	8,008	47.8%	50.0%	51.8%	50.8%
% of FP17s for Band 1 Urgent Courses	761	9,782	7.8%	8.7%	8.1%	9.1%
% of FP17s Relating to Free Repair or Replacements	43	9,782	0.4%	0.7%	0.8%	0.8%
% of FP17s Relating to Continuations	201	9,782	2.1%	0.9%	0.9%	0.9%
% of Patients satisfied with the dentistry they have received	7	7	N/A	92.9%	92.7%	92.5%
% of Patients satisfied with the time they had to wait for an appointment	7	7	N/A	87.3%	87.4%	87.0%

* This is based on patients treated on this contract for their most recent course of treatment. Figures in italics indicate the base number of FP17s or Patient Questionnaire responses are less than 100. N/A is shown where the base number of responses is less than 10 during the period. % is calculated as Quantity/Base number*100

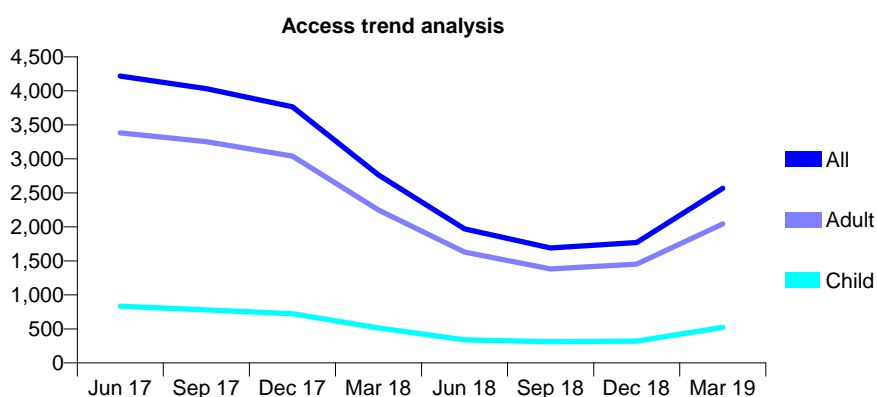
Q57 - Vital Signs At a Glance Contract Report for 169986/0001 - Year end March 2019

Name or company name	Redmayne Partnership
Contract type name	GDS Contract
Purpose of contract	General
Contract start date	01/04/2015
Contract end date	

18/19 Contracted general activity (UDA)	8,401
Carry forward general activity (UDA)	0
18/19 Contracted orthodontic activity (UOA)	0
Carry forward orthodontic activity (UOA)	0
Baseline contract value	£183,655.94

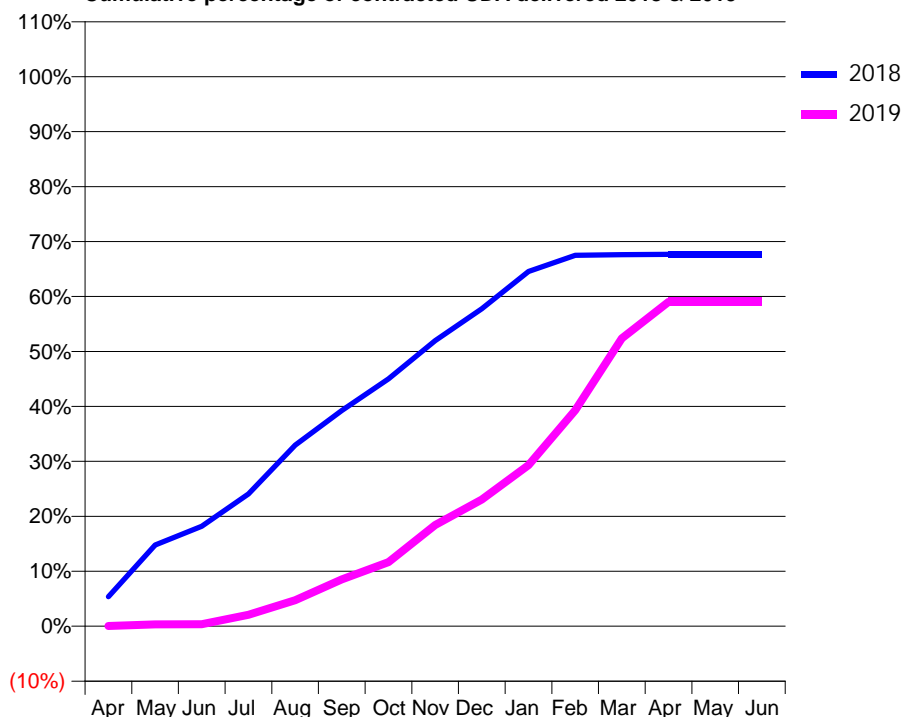
ACCESS*

Patients seen in 24 months	Total	Change since previous quarter
Quarter ending March 2018	2,763	
Quarter ending June 2018	1,969	↓
Quarter ending September 2018	1,692	↓
Quarter ending December 2018	1,771	↑
Quarter ending March 2019	2,567	↑
Variance since March 2018	(7.1%)	↓



ACTIVITY

Cumulative percentage of contracted UDA delivered 2018 & 2019



Adjusted Scheduled Activity (UDA)

Month	2018	2019
April	452	3
May	1,243	29
June	1,529	32
July	2,021	177
August	2,768	399
September	3,298	716
October	3,780	979
November	4,366	1,548
December	4,852	1,938
January	5,425	2,462
February	5,670	3,302
March	5,680	4,401
April	5,684	4,960
May	5,685	4,960
June	5,685	4,960

QUALITY

	Quantity	Base Number	Contract	AT	Region	England
% of FP17s for the same patient ID Re-attending within 3 months - Children	13	464	2.8%	10.0%	11.5%	11.8%
% of FP17s for the same patient ID Re-attending within 3 months - Adults	142	1,938	7.3%	14.5%	15.2%	15.7%
% of FP17s for the same patient ID Re-attending between 3 & 9 months - Children	27	464	5.8%	56.7%	60.2%	58.9%
% of FP17s for the same patient ID Re-attending between 3 & 9 months - Adults	121	1,938	6.2%	50.0%	51.8%	50.8%
% of FP17s for Band 1 Urgent Courses	330	2,655	12.4%	8.7%	8.1%	9.1%
% of FP17s Relating to Free Repair or Replacements	27	2,655	1.0%	0.7%	0.8%	0.8%
% of FP17s Relating to Continuations	6	2,655	0.2%	0.9%	0.9%	0.9%
% of Patients satisfied with the dentistry they have received	2	2	N/A	92.9%	92.7%	92.5%
% of Patients satisfied with the time they had to wait for an appointment	2	2	N/A	87.3%	87.4%	87.0%

* This is based on patients treated on this contract for their most recent course of treatment.

Figures in italics indicate the base number of FP17s or Patient Questionnaire responses are less than 100. N/A is shown where the base number of responses is less than 10 during the period. % is calculated as Quantity/Base number*100

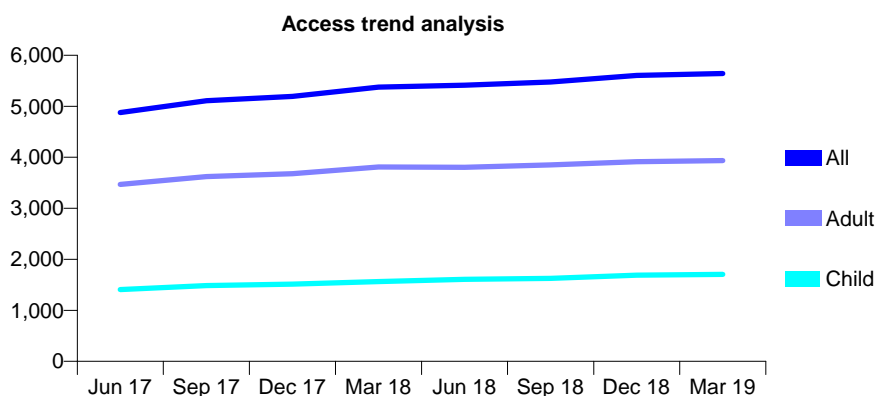
Q57 - Vital Signs At a Glance Contract Report for 172960/0001 - Year end March 2019

Name or company name	Billericay Dental Care
Contract type name	GDS Contract
Purpose of contract	General
Contract start date	01/09/2015
Contract end date	

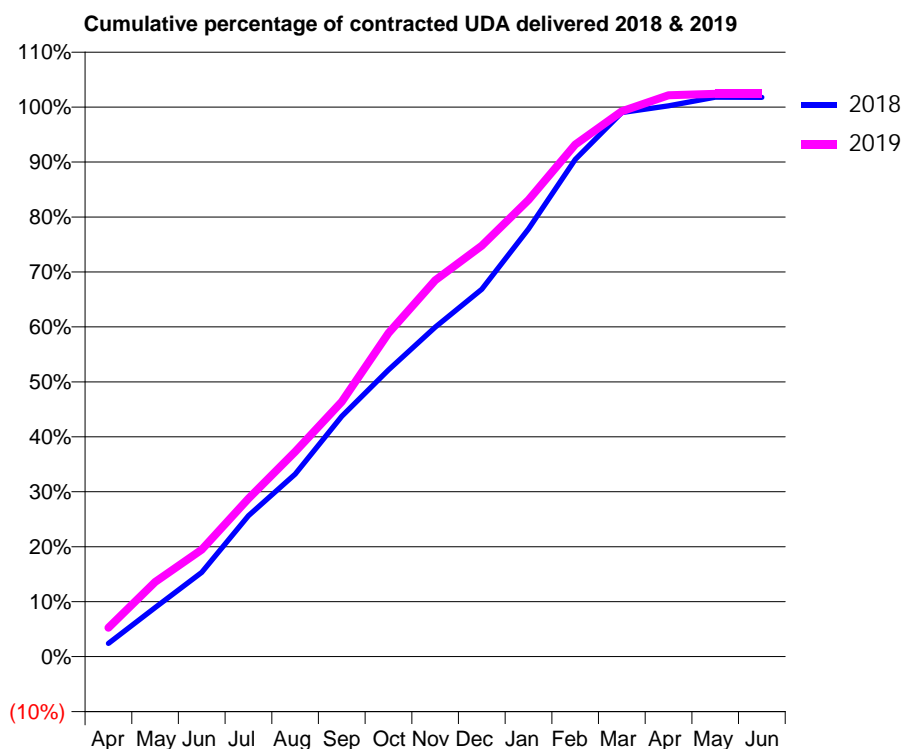
18/19 Contracted general activity (UDA)	12,616
Carry forward general activity (UDA)	-221
18/19 Contracted orthodontic activity (UOA)	0
Carry forward orthodontic activity (UOA)	0
Baseline contract value	£308,927.67

ACCESS*

Patients seen in 24 months	Total	Change since previous quarter
Quarter ending March 2018	5,377	
Quarter ending June 2018	5,412	→
Quarter ending September 2018	5,477	→
Quarter ending December 2018	5,605	↑
Quarter ending March 2019	5,643	→
Variance since March 2018	4.9%	↑



ACTIVITY



Month	Adjusted Scheduled Activity (UDA)	
	2018	2019
April	304	664
May	1,126	1,716
June	1,932	2,458
July	3,236	3,630
August	4,191	4,704
September	5,517	5,853
October	6,580	7,430
November	7,562	8,641
December	8,432	9,433
January	9,820	10,485
February	11,414	11,755
March	12,488	12,521
April	12,644	12,886
May	12,841	12,917
June	12,837	12,919

QUALITY

	Quantity	Base Number	Contract	AT	Region	England
% of FP17s for the same patient ID Re-attending within 3 months - Children	271	2,501	10.8%	10.0%	11.5%	11.8%
% of FP17s for the same patient ID Re-attending within 3 months - Adults	524	4,717	11.1%	14.5%	15.2%	15.7%
% of FP17s for the same patient ID Re-attending between 3 & 9 months - Children	1,365	2,501	54.6%	56.7%	60.2%	58.9%
% of FP17s for the same patient ID Re-attending between 3 & 9 months - Adults	2,400	4,717	50.9%	50.0%	51.8%	50.8%
% of FP17s for Band 1 Urgent Courses	571	7,199	7.9%	8.7%	8.1%	9.1%
% of FP17s Relating to Free Repair or Replacements	52	7,199	0.7%	0.7%	0.8%	0.8%
% of FP17s Relating to Continuations	8	7,199	0.1%	0.9%	0.9%	0.9%
% of Patients satisfied with the dentistry they have received	5	5	N/A	92.9%	92.7%	92.5%
% of Patients satisfied with the time they had to wait for an appointment	5	5	N/A	87.3%	87.4%	87.0%

* This is based on patients treated on this contract for their most recent course of treatment. Figures in italics indicate the base number of FP17s or Patient Questionnaire responses are less than 100. N/A is shown where the base number of responses is less than 10 during the period. % is calculated as Quantity/Base number*100

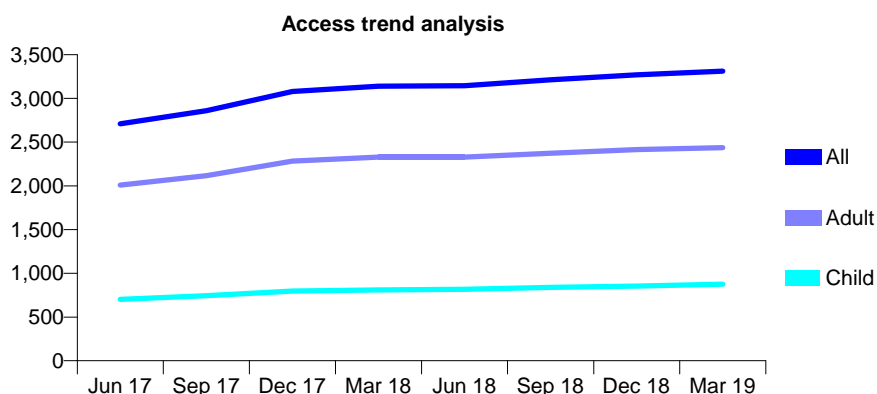
Q57 - Vital Signs At a Glance Contract Report for 173215/0001 - Year end March 2019

Name or company name	Thames Dental Surgery
Contract type name	GDS Contract
Purpose of contract	General
Contract start date	01/02/2016
Contract end date	

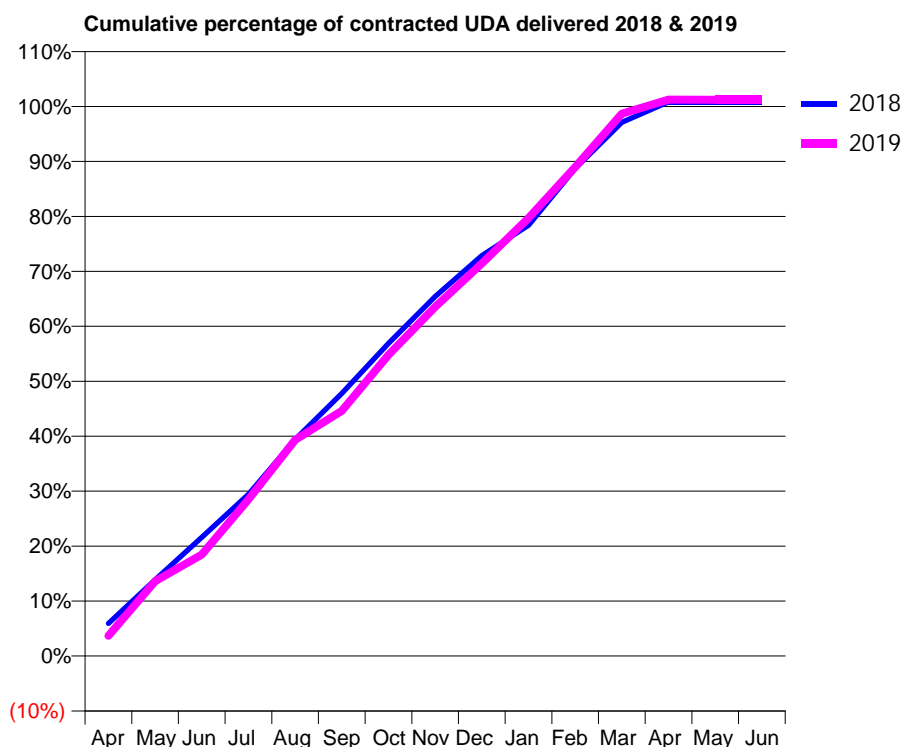
18/19 Contracted general activity (UDA)	9,258
Carry forward general activity (UDA)	-78
18/19 Contracted orthodontic activity (UOA)	0
Carry forward orthodontic activity (UOA)	0
Baseline contract value	£230,175.40

ACCESS*

Patients seen in 24 months	Total	Change since previous quarter
Quarter ending March 2018	3,139	
Quarter ending June 2018	3,146	→
Quarter ending September 2018	3,212	↑
Quarter ending December 2018	3,269	→
Quarter ending March 2019	3,312	→
Variance since March 2018	5.5%	↑



ACTIVITY



Month	Adjusted Scheduled Activity (UDA)	
	2018	2019
April	550	340
May	1,285	1,262
June	2,001	1,709
July	2,725	2,638
August	3,649	3,641
September	4,423	4,128
October	5,268	5,074
November	6,056	5,882
December	6,742	6,612
January	7,257	7,377
February	8,215	8,238
March	8,991	9,136
April	9,337	9,373
May	9,336	9,370
June	9,336	9,370

QUALITY

	Quantity	Base Number	Contract	AT	Region	England
% of FP17s for the same patient ID Re-attending within 3 months - Children	67	1,134	5.9%	10.0%	11.5%	11.8%
% of FP17s for the same patient ID Re-attending within 3 months - Adults	392	3,093	12.7%	14.5%	15.2%	15.7%
% of FP17s for the same patient ID Re-attending between 3 & 9 months - Children	576	1,134	50.8%	56.7%	60.2%	58.9%
% of FP17s for the same patient ID Re-attending between 3 & 9 months - Adults	1,571	3,093	50.8%	50.0%	51.8%	50.8%
% of FP17s for Band 1 Urgent Courses	356	4,194	8.5%	8.7%	8.1%	9.1%
% of FP17s Relating to Free Repair or Replacements	29	4,194	0.7%	0.7%	0.8%	0.8%
% of FP17s Relating to Continuations	67	4,194	1.6%	0.9%	0.9%	0.9%
% of Patients satisfied with the dentistry they have received	7	8	N/A	92.9%	92.7%	92.5%
% of Patients satisfied with the time they had to wait for an appointment	8	8	N/A	87.3%	87.4%	87.0%

* This is based on patients treated on this contract for their most recent course of treatment. Figures in italics indicate the base number of FP17s or Patient Questionnaire responses are less than 100. N/A is shown where the base number of responses is less than 10 during the period. % is calculated as Quantity/Base number*100

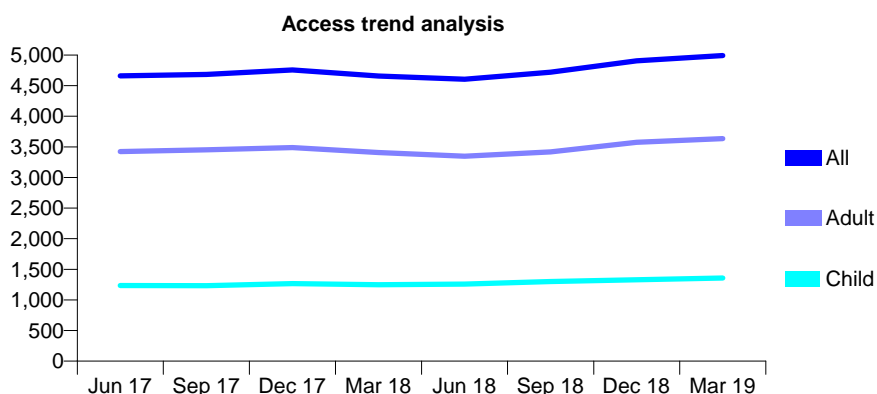
Q57 - Vital Signs At a Glance Contract Report for 173894/0001 - Year end March 2019

Name or company name	Weavers Court Dental Surgery
Contract type name	GDS Contract
Purpose of contract	General
Contract start date	01/09/2011
Contract end date	

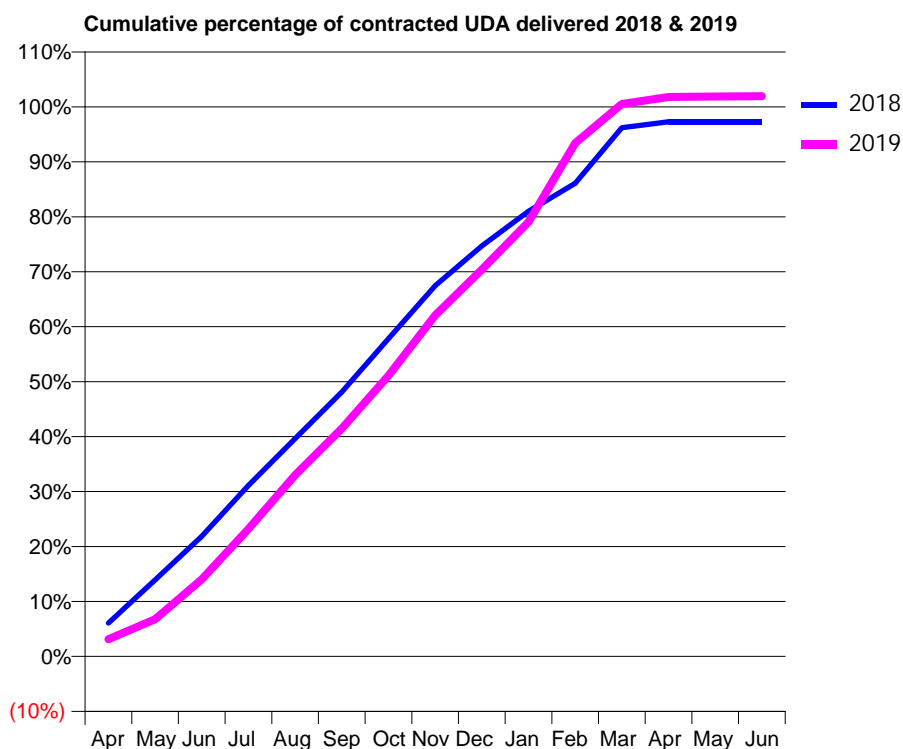
18/19 Contracted general activity (UDA)	12,350
Carry forward general activity (UDA)	337
18/19 Contracted orthodontic activity (UOA)	0
Carry forward orthodontic activity (UOA)	0
Baseline contract value	£387,708.11

ACCESS*

Patients seen in 24 months	Total	Change since previous quarter
Quarter ending March 2018	4,657	
Quarter ending June 2018	4,605	↓
Quarter ending September 2018	4,719	↑
Quarter ending December 2018	4,905	↑
Quarter ending March 2019	4,993	→
Variance since March 2018	7.2%	↑



ACTIVITY



Month	Adjusted Scheduled Activity (UDA)	
	2018	2019
April	751	389
May	1,723	839
June	2,700	1,731
July	3,845	2,866
August	4,897	4,076
September	5,943	5,121
October	7,141	6,311
November	8,333	7,665
December	9,224	8,688
January	10,006	9,763
February	10,633	11,538
March	11,882	12,414
April	12,012	12,572
May	12,013	12,584
June	12,013	12,588

QUALITY

	Quantity	Base Number	Contract	AT	Region	England
% of FP17s for the same patient ID Re-attending within 3 months - Children	130	2,077	6.3%	10.0%	11.5%	11.8%
% of FP17s for the same patient ID Re-attending within 3 months - Adults	636	5,284	12.0%	14.5%	15.2%	15.7%
% of FP17s for the same patient ID Re-attending between 3 & 9 months - Children	1,234	2,077	59.4%	56.7%	60.2%	58.9%
% of FP17s for the same patient ID Re-attending between 3 & 9 months - Adults	2,905	5,284	55.0%	50.0%	51.8%	50.8%
% of FP17s for Band 1 Urgent Courses	756	7,362	10.3%	8.7%	8.1%	9.1%
% of FP17s Relating to Free Repair or Replacements	38	7,362	0.5%	0.7%	0.8%	0.8%
% of FP17s Relating to Continuations	25	7,362	0.3%	0.9%	0.9%	0.9%
% of Patients satisfied with the dentistry they have received	2	2	N/A	92.9%	92.7%	92.5%
% of Patients satisfied with the time they had to wait for an appointment	2	2	N/A	87.3%	87.4%	87.0%

* This is based on patients treated on this contract for their most recent course of treatment. Figures in italics indicate the base number of FP17s or Patient Questionnaire responses are less than 100. N/A is shown where the base number of responses is less than 10 during the period. % is calculated as Quantity/Base number*100

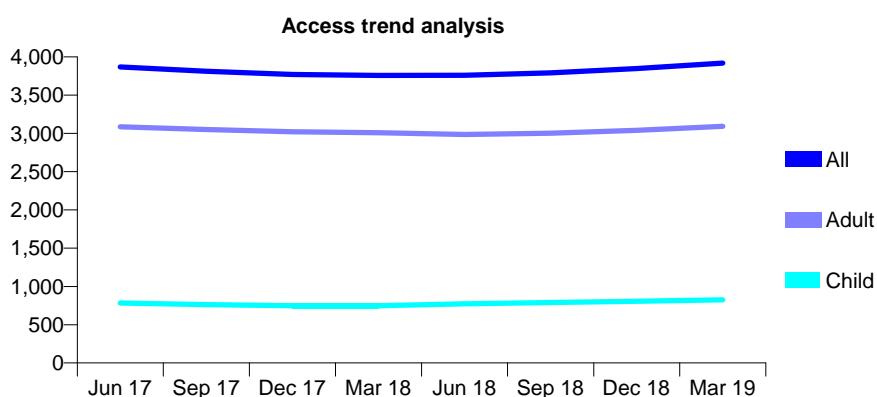
Q57 - Vital Signs At a Glance Contract Report for 174483/0001 - Year end March 2019

Name or company name	Mr R M Karimi & Mr S Abbasi
Contract type name	GDS Contract
Purpose of contract	General
Contract start date	01/10/2008
Contract end date	

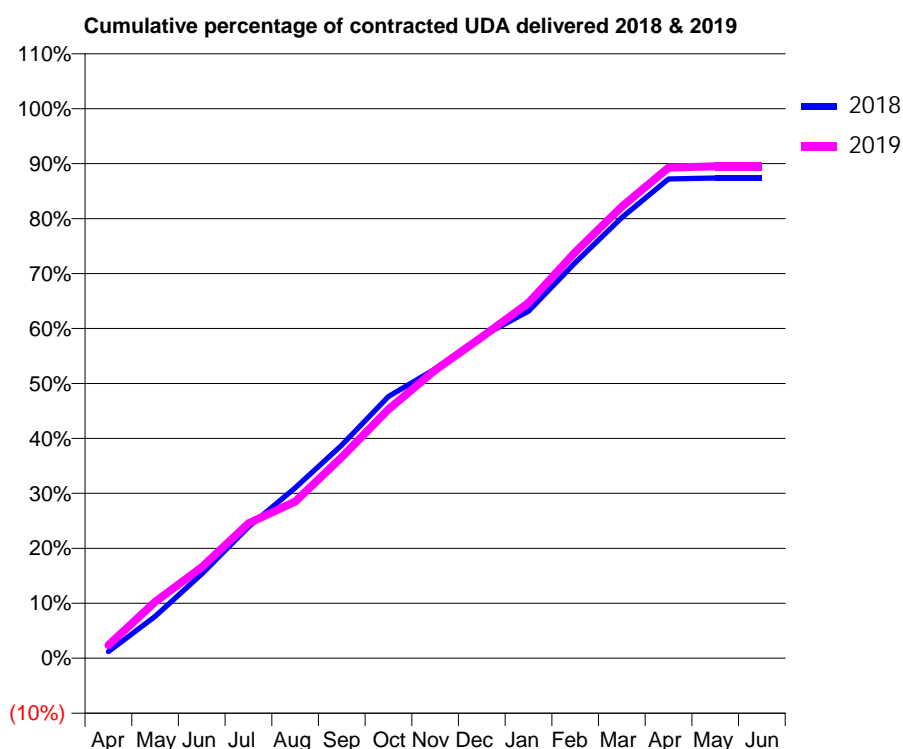
18/19 Contracted general activity (UDA)	15,212
Carry forward general activity (UDA)	0
18/19 Contracted orthodontic activity (UOA)	0
Carry forward orthodontic activity (UOA)	0
Baseline contract value	£489,411.29

ACCESS*

Patients seen in 24 months	Total	Change since previous quarter
Quarter ending March 2018	3,756	
Quarter ending June 2018	3,759	→
Quarter ending September 2018	3,790	→
Quarter ending December 2018	3,847	→
Quarter ending March 2019	3,919	→
Variance since March 2018	4.3%	↑



ACTIVITY



Month	2018	2019
April	182	364
May	1,160	1,562
June	2,333	2,519
July	3,634	3,732
August	4,716	4,334
September	5,900	5,563
October	7,244	6,889
November	8,010	7,977
December	8,905	8,888
January	9,609	9,834
February	10,950	11,241
March	12,199	12,502
April	13,266	13,578
May	13,290	13,615
June	13,290	13,615

QUALITY

	Quantity	Base Number	Contract	AT	Region	England
% of FP17s for the same patient ID Re-attending within 3 months - Children	37	960	3.9%	10.0%	11.5%	11.8%
% of FP17s for the same patient ID Re-attending within 3 months - Adults	353	3,621	9.7%	14.5%	15.2%	15.7%
% of FP17s for the same patient ID Re-attending between 3 & 9 months - Children	426	960	44.4%	56.7%	60.2%	58.9%
% of FP17s for the same patient ID Re-attending between 3 & 9 months - Adults	1,831	3,621	50.6%	50.0%	51.8%	50.8%
% of FP17s for Band 1 Urgent Courses	255	4,610	5.5%	8.7%	8.1%	9.1%
% of FP17s Relating to Free Repair or Replacements	9	4,610	0.2%	0.7%	0.8%	0.8%
% of FP17s Relating to Continuations	81	4,610	1.8%	0.9%	0.9%	0.9%
% of Patients satisfied with the dentistry they have received	4	5	N/A	92.9%	92.7%	92.5%
% of Patients satisfied with the time they had to wait for an appointment	3	5	N/A	87.3%	87.4%	87.0%

* This is based on patients treated on this contract for their most recent course of treatment.

Figures in italics indicate the base number of FP17s or Patient Questionnaire responses are less than 100. N/A is shown where the base number of responses is less than 10 during the period. % is calculated as Quantity/Base number*100

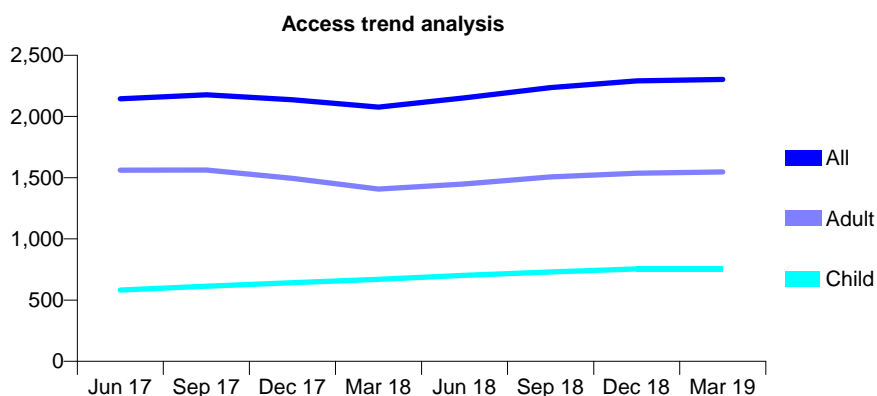
Q57 - Vital Signs At a Glance Contract Report for 174734/0001 - Year end March 2019

Name or company name	Mr Azm Ahmed & Mrs Samira Ahmed
Contract type name	GDS Contract
Purpose of contract	General
Contract start date	01/09/2013
Contract end date	

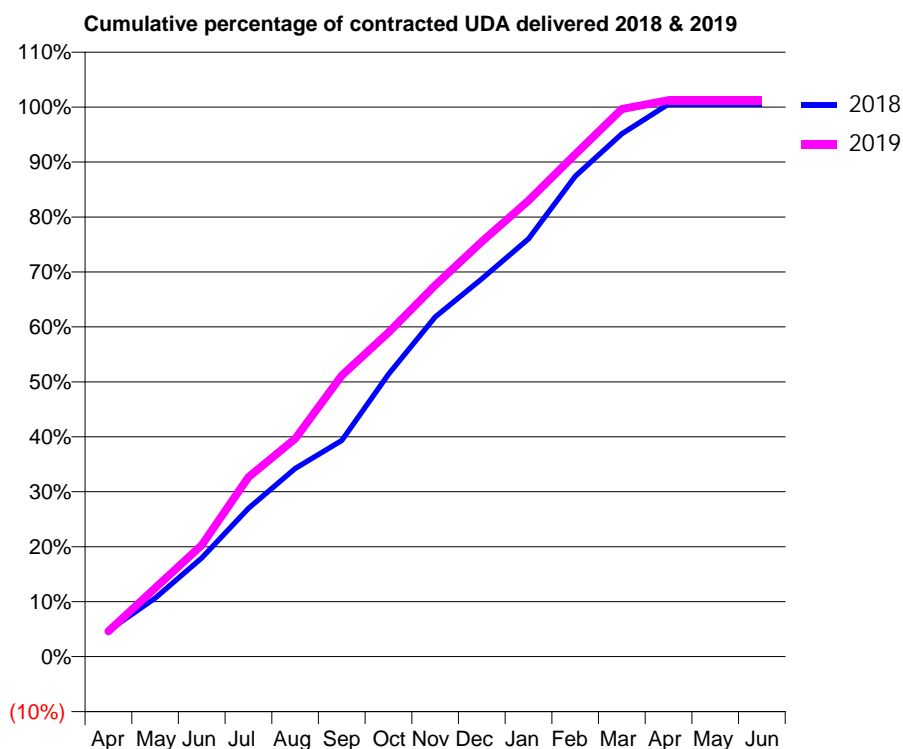
18/19 Contracted general activity (UDA)	6,000
Carry forward general activity (UDA)	-33
18/19 Contracted orthodontic activity (UOA)	0
Carry forward orthodontic activity (UOA)	0
Baseline contract value	£146,306.01

ACCESS*

Patients seen in 24 months	Total	Change since previous quarter
Quarter ending March 2018	2,077	
Quarter ending June 2018	2,152	↑
Quarter ending September 2018	2,236	↑
Quarter ending December 2018	2,291	↑
Quarter ending March 2019	2,302	→
Variance since March 2018	10.8%	↑



ACTIVITY



Month	Adjusted Scheduled Activity (UDA)	
	2018	2019
April	285	277
May	638	749
June	1,076	1,218
July	1,618	1,959
August	2,054	2,380
September	2,360	3,069
October	3,083	3,539
November	3,710	4,054
December	4,124	4,531
January	4,560	4,979
February	5,243	5,484
March	5,709	5,979
April	6,033	6,075
May	6,033	6,075
June	6,033	6,075

QUALITY

	Quantity	Base Number	Contract	AT	Region	England
% of FP17s for the same patient ID Re-attending within 3 months - Children	59	1,190	5.0%	10.0%	11.5%	11.8%
% of FP17s for the same patient ID Re-attending within 3 months - Adults	267	2,237	11.9%	14.5%	15.2%	15.7%
% of FP17s for the same patient ID Re-attending between 3 & 9 months - Children	751	1,190	63.1%	56.7%	60.2%	58.9%
% of FP17s for the same patient ID Re-attending between 3 & 9 months - Adults	1,377	2,237	61.6%	50.0%	51.8%	50.8%
% of FP17s for Band 1 Urgent Courses	215	3,373	6.4%	8.7%	8.1%	9.1%
% of FP17s Relating to Free Repair or Replacements	11	3,373	0.3%	0.7%	0.8%	0.8%
% of FP17s Relating to Continuations	45	3,373	1.3%	0.9%	0.9%	0.9%
% of Patients satisfied with the dentistry they have received	4	4	N/A	92.9%	92.7%	92.5%
% of Patients satisfied with the time they had to wait for an appointment	3	4	N/A	87.3%	87.4%	87.0%

* This is based on patients treated on this contract for their most recent course of treatment. Figures in italics indicate the base number of FP17s or Patient Questionnaire responses are less than 100. N/A is shown where the base number of responses is less than 10 during the period. % is calculated as Quantity/Base number*100

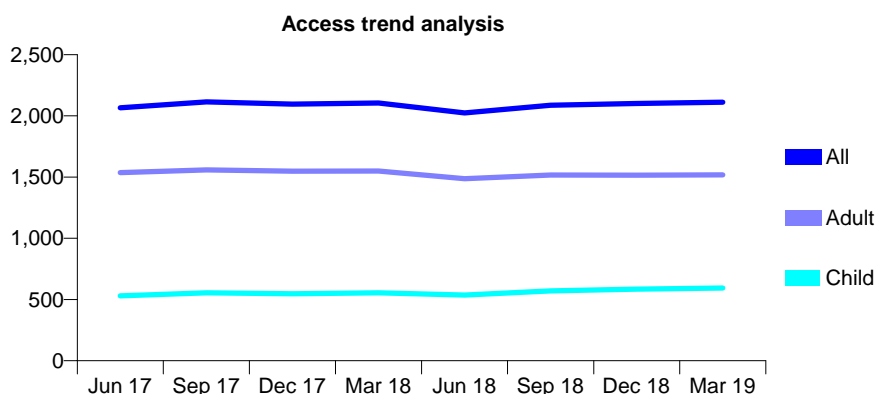
Q57 - Vital Signs At a Glance Contract Report for 175765/0001 - Year end March 2019

Name or company name	Church Hill Dental Practice
Contract type name	GDS Contract
Purpose of contract	General
Contract start date	01/09/2010
Contract end date	

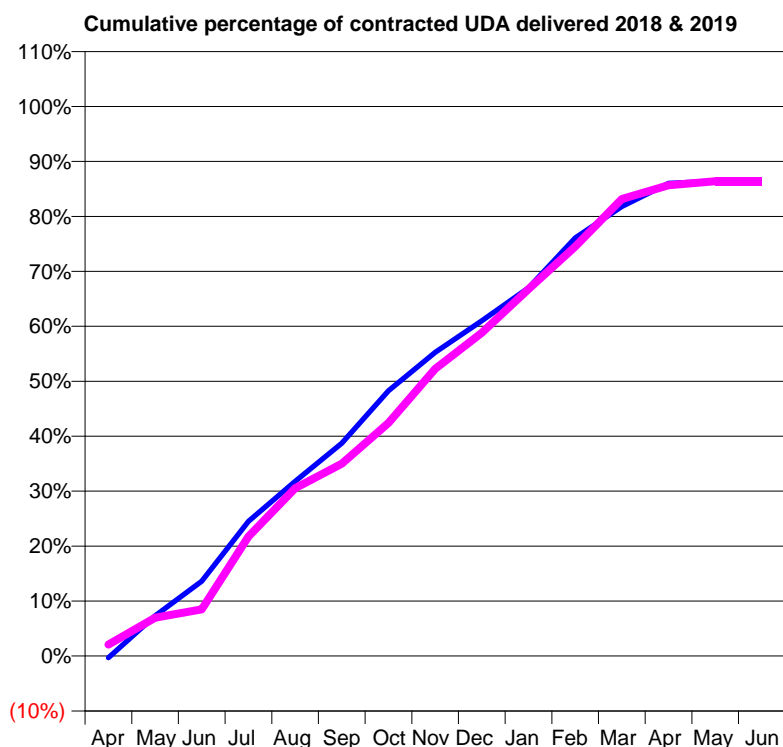
18/19 Contracted general activity (UDA)	6,000
Carry forward general activity (UDA)	0
18/19 Contracted orthodontic activity (UOA)	0
Carry forward orthodontic activity (UOA)	0
Baseline contract value	£148,347.47

ACCESS*

Patients seen in 24 months	Total	Change since previous quarter
Quarter ending March 2018	2,105	
Quarter ending June 2018	2,024	↓
Quarter ending September 2018	2,087	↑
Quarter ending December 2018	2,102	→
Quarter ending March 2019	2,112	→
Variance since March 2018	0.3%	→



ACTIVITY



Month	Adjusted Scheduled Activity (UDA)	
	2018	2019
April	-20	127
May	439	418
June	818	508
July	1,471	1,305
August	1,906	1,833
September	2,323	2,099
October	2,897	2,546
November	3,316	3,135
December	3,659	3,528
January	4,019	4,006
February	4,565	4,471
March	4,907	4,989
April	5,161	5,140
May	5,184	5,184
June	5,184	5,184

QUALITY

	Quantity	Base Number	Contract	AT	Region	England
% of FP17s for the same patient ID Re-attending within 3 months - Children	50	749	6.7%	10.0%	11.5%	11.8%
% of FP17s for the same patient ID Re-attending within 3 months - Adults	359	1,940	18.5%	14.5%	15.2%	15.7%
% of FP17s for the same patient ID Re-attending between 3 & 9 months - Children	341	749	45.5%	56.7%	60.2%	58.9%
% of FP17s for the same patient ID Re-attending between 3 & 9 months - Adults	843	1,940	43.5%	50.0%	51.8%	50.8%
% of FP17s for Band 1 Urgent Courses	259	2,638	9.8%	8.7%	8.1%	9.1%
% of FP17s Relating to Free Repair or Replacements	19	2,638	0.7%	0.7%	0.8%	0.8%
% of FP17s Relating to Continuations	60	2,638	2.3%	0.9%	0.9%	0.9%
% of Patients satisfied with the dentistry they have received	0	0	N/A	92.9%	92.7%	92.5%
% of Patients satisfied with the time they had to wait for an appointment	0	0	N/A	87.3%	87.4%	87.0%

* This is based on patients treated on this contract for their most recent course of treatment. Figures in italics indicate the base number of FP17s or Patient Questionnaire responses are less than 100. N/A is shown where the base number of responses is less than 10 during the period. % is calculated as Quantity/Base number*100

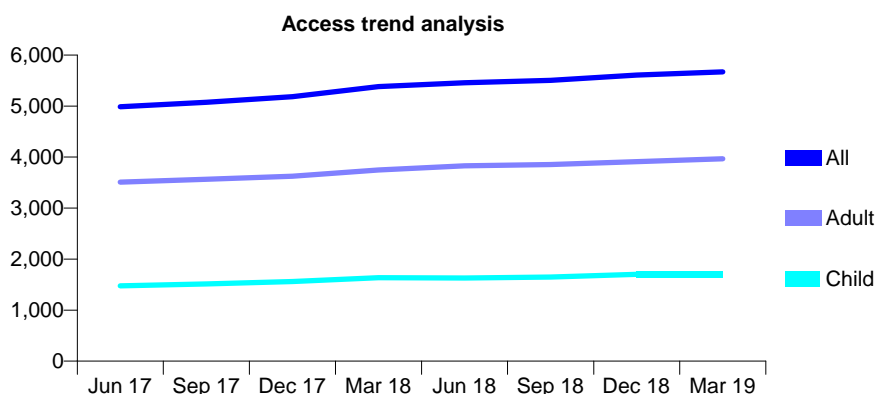
Q57 - Vital Signs At a Glance Contract Report for 177733/0001 - Year end March 2019

Name or company name	Manningtree Practice Limited
Contract type name	GDS Contract
Purpose of contract	General
Contract start date	01/12/2010
Contract end date	

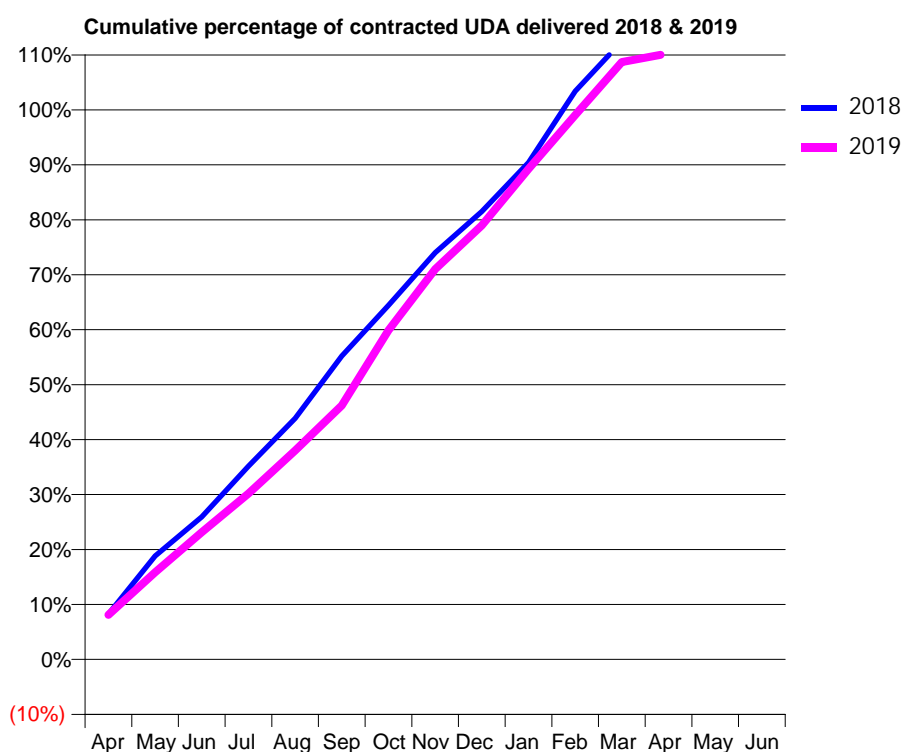
18/19 Contracted general activity (UDA)	10,076
Carry forward general activity (UDA)	-202
18/19 Contracted orthodontic activity (UOA)	0
Carry forward orthodontic activity (UOA)	0
Baseline contract value	£286,410.31

ACCESS*

Patients seen in 24 months	Total	Change since previous quarter
Quarter ending March 2018	5,383	
Quarter ending June 2018	5,458	→
Quarter ending September 2018	5,504	→
Quarter ending December 2018	5,609	→
Quarter ending March 2019	5,672	→
Variance since March 2018	5.4%	↑



ACTIVITY



Month	Adjusted Scheduled Activity (UDA)	
	2018	2019
April	832	818
May	1,900	1,597
June	2,612	2,332
July	3,544	3,039
August	4,421	3,829
September	5,561	4,654
October	6,493	6,032
November	7,459	7,156
December	8,213	7,954
January	9,110	8,992
February	10,417	9,980
March	11,332	10,953
April	12,050	11,113
May	12,051	11,112
June	12,051	11,112

QUALITY

	Quantity	Base Number	Contract	AT	Region	England
% of FP17s for the same patient ID Re-attending within 3 months - Children	168	2,449	6.9%	10.0%	11.5%	11.8%
% of FP17s for the same patient ID Re-attending within 3 months - Adults	874	5,317	16.4%	14.5%	15.2%	15.7%
% of FP17s for the same patient ID Re-attending between 3 & 9 months - Children	1,494	2,449	61.0%	56.7%	60.2%	58.9%
% of FP17s for the same patient ID Re-attending between 3 & 9 months - Adults	2,574	5,317	48.4%	50.0%	51.8%	50.8%
% of FP17s for Band 1 Urgent Courses	1,141	6,852	16.7%	8.7%	8.1%	9.1%
% of FP17s Relating to Free Repair or Replacements	29	6,852	0.4%	0.7%	0.8%	0.8%
% of FP17s Relating to Continuations	18	6,852	0.3%	0.9%	0.9%	0.9%
% of Patients satisfied with the dentistry they have received	4	5	N/A	92.9%	92.7%	92.5%
% of Patients satisfied with the time they had to wait for an appointment	5	5	N/A	87.3%	87.4%	87.0%

* This is based on patients treated on this contract for their most recent course of treatment. Figures in italics indicate the base number of FP17s or Patient Questionnaire responses are less than 100. N/A is shown where the base number of responses is less than 10 during the period. % is calculated as Quantity/Base number*100

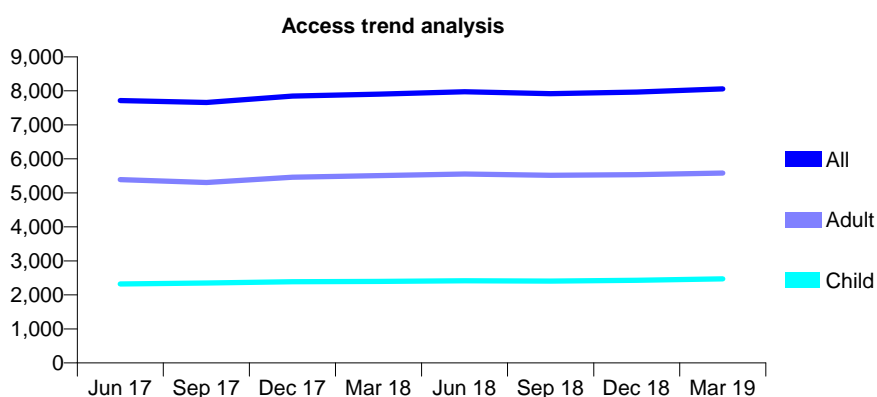
Q57 - Vital Signs At a Glance Contract Report for 179078/0001 - Year end March 2019

Name or company name	Lister House Dental Centre
Contract type name	GDS Contract
Purpose of contract	General
Contract start date	01/04/2013
Contract end date	

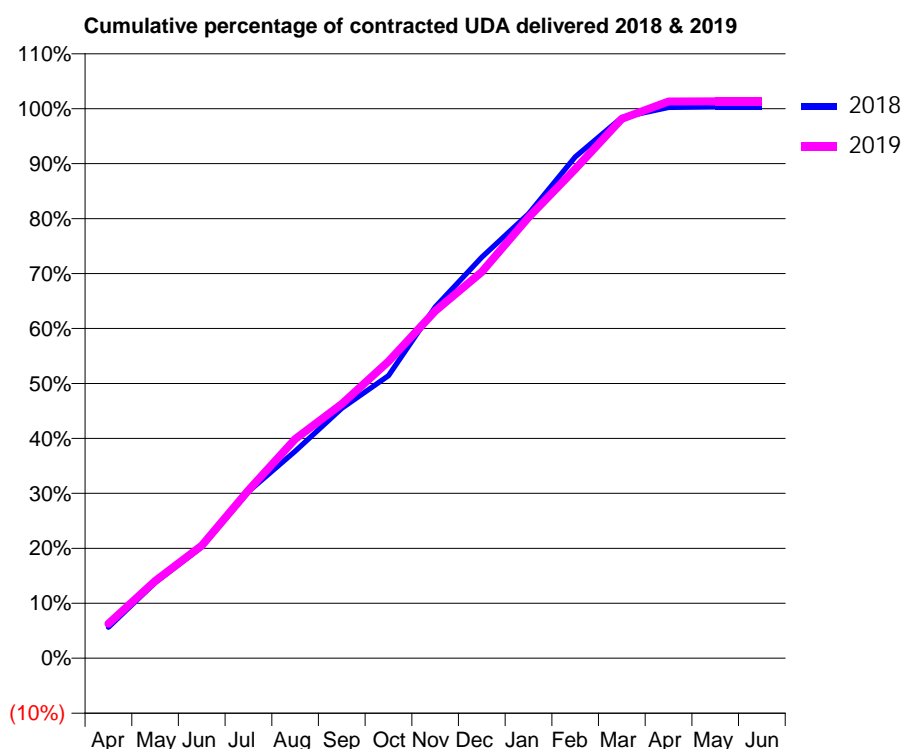
18/19 Contracted general activity (UDA)	19,852
Carry forward general activity (UDA)	-66
18/19 Contracted orthodontic activity (UOA)	0
Carry forward orthodontic activity (UOA)	0
Baseline contract value	£575,769.95

ACCESS*

Patients seen in 24 months	Total	Change since previous quarter
Quarter ending March 2018	7,904	
Quarter ending June 2018	7,973	→
Quarter ending September 2018	7,921	→
Quarter ending December 2018	7,965	→
Quarter ending March 2019	8,056	→
Variance since March 2018	1.9%	→



ACTIVITY



Month	2018	2019
April	1,119	1,243
May	2,735	2,794
June	4,020	4,069
July	6,024	6,069
August	7,480	7,915
September	9,025	9,184
October	10,208	10,723
November	12,688	12,544
December	14,482	13,953
January	16,052	15,924
February	18,112	17,675
March	19,530	19,484
April	19,898	20,108
May	19,920	20,117
June	19,918	20,117

QUALITY

	Quantity	Base Number	Contract	AT	Region	England
% of FP17s for the same patient ID Re-attending within 3 months - Children	315	3,528	8.9%	10.0%	11.5%	11.8%
% of FP17s for the same patient ID Re-attending within 3 months - Adults	1,144	7,160	16.0%	14.5%	15.2%	15.7%
% of FP17s for the same patient ID Re-attending between 3 & 9 months - Children	2,026	3,528	57.4%	56.7%	60.2%	58.9%
% of FP17s for the same patient ID Re-attending between 3 & 9 months - Adults	3,595	7,160	50.2%	50.0%	51.8%	50.8%
% of FP17s for Band 1 Urgent Courses	1,005	9,550	10.5%	8.7%	8.1%	9.1%
% of FP17s Relating to Free Repair or Replacements	71	9,550	0.7%	0.7%	0.8%	0.8%
% of FP17s Relating to Continuations	61	9,550	0.6%	0.9%	0.9%	0.9%
% of Patients satisfied with the dentistry they have received	2	2	N/A	92.9%	92.7%	92.5%
% of Patients satisfied with the time they had to wait for an appointment	1	2	N/A	87.3%	87.4%	87.0%

* This is based on patients treated on this contract for their most recent course of treatment.

Figures in italics indicate the base number of FP17s or Patient Questionnaire responses are less than 100. N/A is shown where the base number of responses is less than 10 during the period. % is calculated as Quantity/Base number*100

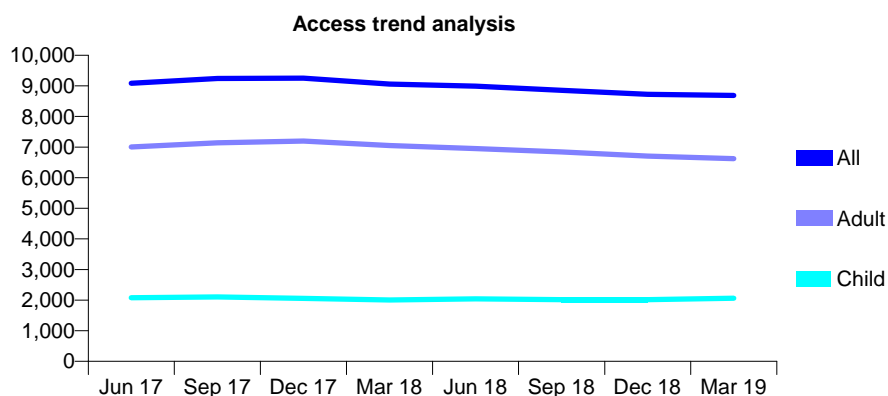
Q57 - Vital Signs At a Glance Contract Report for 180394/0001 - Year end March 2019

Name or company name	Great Knightleys Dental Clinic
Contract type name	GDS Contract
Purpose of contract	General
Contract start date	01/01/2014
Contract end date	

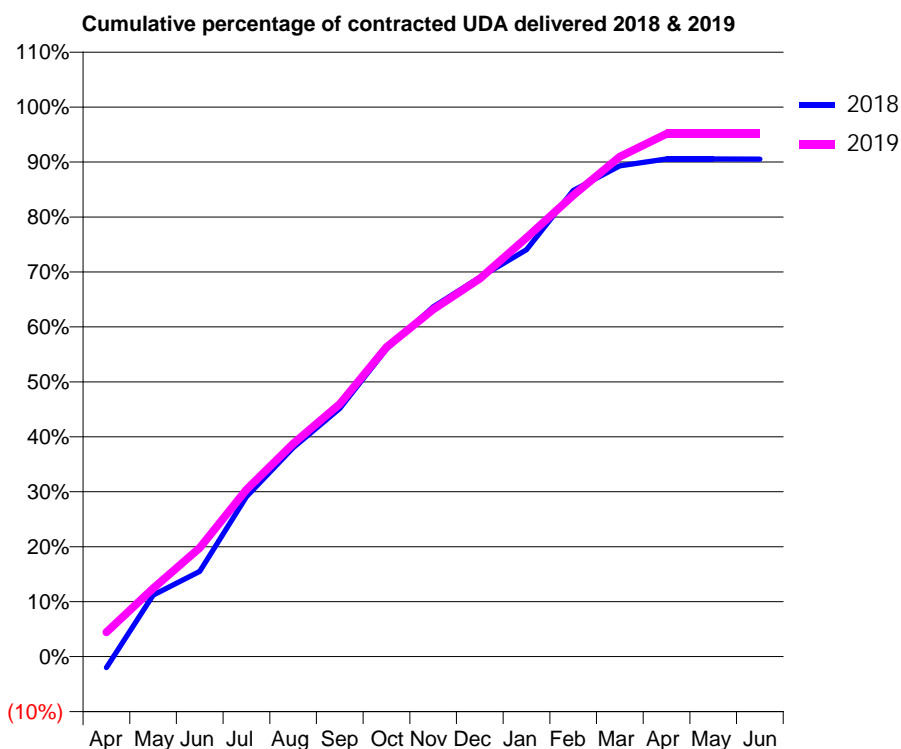
18/19 Contracted general activity (UDA)	36,655
Carry forward general activity (UDA)	0
18/19 Contracted orthodontic activity (UOA)	0
Carry forward orthodontic activity (UOA)	0
Baseline contract value	£1,141,244.35

ACCESS*

Patients seen in 24 months	Total	Change since previous quarter
Quarter ending March 2018	9,059	
Quarter ending June 2018	8,990	→
Quarter ending September 2018	8,857	↓
Quarter ending December 2018	8,724	↓
Quarter ending March 2019	8,686	→
Variance since March 2018	(4.1%)	↓



ACTIVITY



Month	Adjusted Scheduled Activity (UDA)	
	2018	2019
April	-733	1,630
May	4,103	4,549
June	5,687	7,250
July	10,671	11,145
August	13,937	14,197
September	16,549	16,849
October	20,513	20,643
November	23,328	23,158
December	25,297	25,208
January	27,143	27,944
February	31,089	30,772
March	32,740	33,346
April	33,193	34,870
May	33,189	34,861
June	33,186	34,861

QUALITY

	Quantity	Base Number	Contract	AT	Region	England
% of FP17s for the same patient ID Re-attending within 3 months - Children	180	2,340	7.7%	10.0%	11.5%	11.8%
% of FP17s for the same patient ID Re-attending within 3 months - Adults	1,623	7,358	22.1%	14.5%	15.2%	15.7%
% of FP17s for the same patient ID Re-attending between 3 & 9 months - Children	814	2,340	34.8%	56.7%	60.2%	58.9%
% of FP17s for the same patient ID Re-attending between 3 & 9 months - Adults	1,528	7,358	20.8%	50.0%	51.8%	50.8%
% of FP17s for Band 1 Urgent Courses	1,524	10,006	15.2%	8.7%	8.1%	9.1%
% of FP17s Relating to Free Repair or Replacements	181	10,006	1.8%	0.7%	0.8%	0.8%
% of FP17s Relating to Continuations	454	10,006	4.5%	0.9%	0.9%	0.9%
% of Patients satisfied with the dentistry they have received	3	3	N/A	92.9%	92.7%	92.5%
% of Patients satisfied with the time they had to wait for an appointment	3	3	N/A	87.3%	87.4%	87.0%

* This is based on patients treated on this contract for their most recent course of treatment. Figures in italics indicate the base number of FP17s or Patient Questionnaire responses are less than 100. N/A is shown where the base number of responses is less than 10 during the period. % is calculated as Quantity/Base number*100

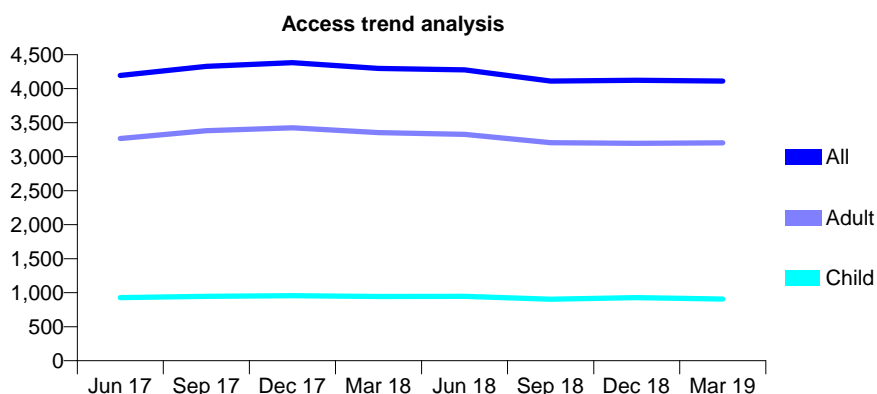
Q57 - Vital Signs At a Glance Contract Report for 181099/0001 - Year end March 2019

Name or company name	Lemar, Lemar & Finn
Contract type name	GDS Contract
Purpose of contract	General
Contract start date	01/12/2015
Contract end date	

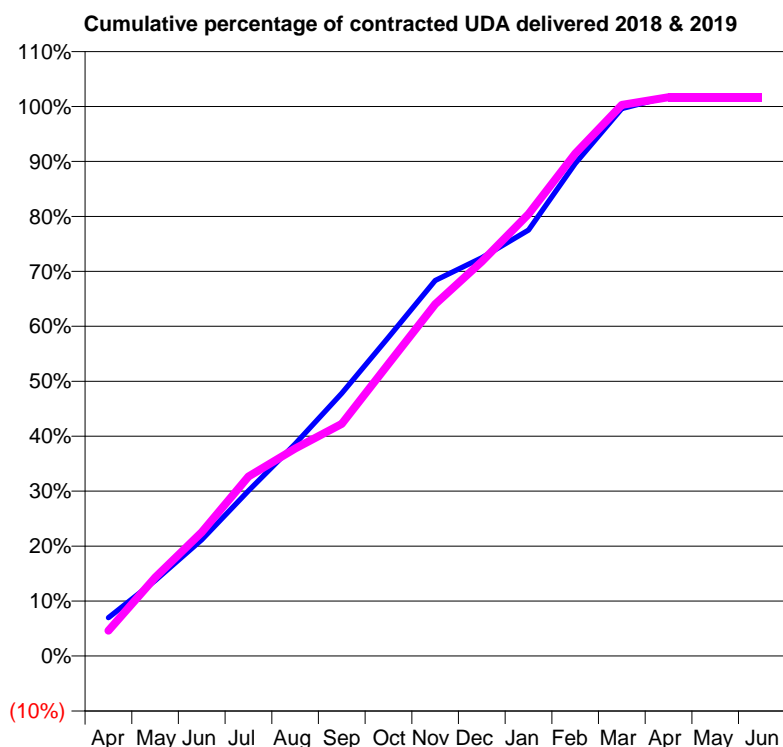
18/19 Contracted general activity (UDA)	12,450
Carry forward general activity (UDA)	-229
18/19 Contracted orthodontic activity (UOA)	0
Carry forward orthodontic activity (UOA)	0
Baseline contract value	£292,386.77

ACCESS*

Patients seen in 24 months	Total	Change since previous quarter
Quarter ending March 2018	4,298	
Quarter ending June 2018	4,277	→
Quarter ending September 2018	4,110	↓
Quarter ending December 2018	4,125	→
Quarter ending March 2019	4,110	→
Variance since March 2018	(4.4%)	↓



ACTIVITY



Month	Adjusted Scheduled Activity (UDA)	
	2018	2019
April	869	577
May	1,710	1,779
June	2,636	2,804
July	3,745	4,067
August	4,805	4,699
September	5,951	5,259
October	7,220	6,618
November	8,507	7,972
December	9,024	8,936
January	9,650	10,010
February	11,160	11,384
March	12,400	12,485
April	12,671	12,658
May	12,679	12,659
June	12,679	12,659

QUALITY

	Quantity	Base Number	Contract	AT	Region	England
% of FP17s for the same patient ID Re-attending within 3 months - Children	68	1,237	5.5%	10.0%	11.5%	11.8%
% of FP17s for the same patient ID Re-attending within 3 months - Adults	469	4,147	11.3%	14.5%	15.2%	15.7%
% of FP17s for the same patient ID Re-attending between 3 & 9 months - Children	665	1,237	53.8%	56.7%	60.2%	58.9%
% of FP17s for the same patient ID Re-attending between 3 & 9 months - Adults	2,199	4,147	53.0%	50.0%	51.8%	50.8%
% of FP17s for Band 1 Urgent Courses	285	5,287	5.4%	8.7%	8.1%	9.1%
% of FP17s Relating to Free Repair or Replacements	17	5,287	0.3%	0.7%	0.8%	0.8%
% of FP17s Relating to Continuations	119	5,287	2.3%	0.9%	0.9%	0.9%
% of Patients satisfied with the dentistry they have received	2	2	N/A	92.9%	92.7%	92.5%
% of Patients satisfied with the time they had to wait for an appointment	2	2	N/A	87.3%	87.4%	87.0%

* This is based on patients treated on this contract for their most recent course of treatment. Figures in italics indicate the base number of FP17s or Patient Questionnaire responses are less than 100. N/A is shown where the base number of responses is less than 10 during the period. % is calculated as Quantity/Base number*100

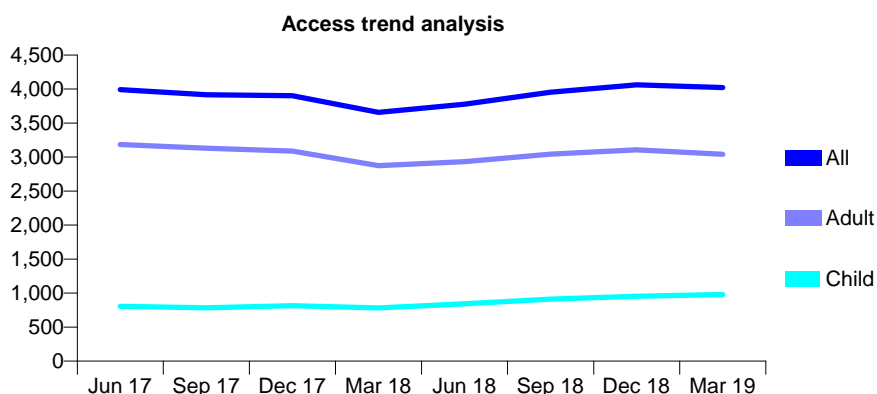
Q57 - Vital Signs At a Glance Contract Report for 181226/0001 - Year end March 2019

Name or company name	Valley Dental Practice
Contract type name	GDS Contract
Purpose of contract	General
Contract start date	01/07/2012
Contract end date	

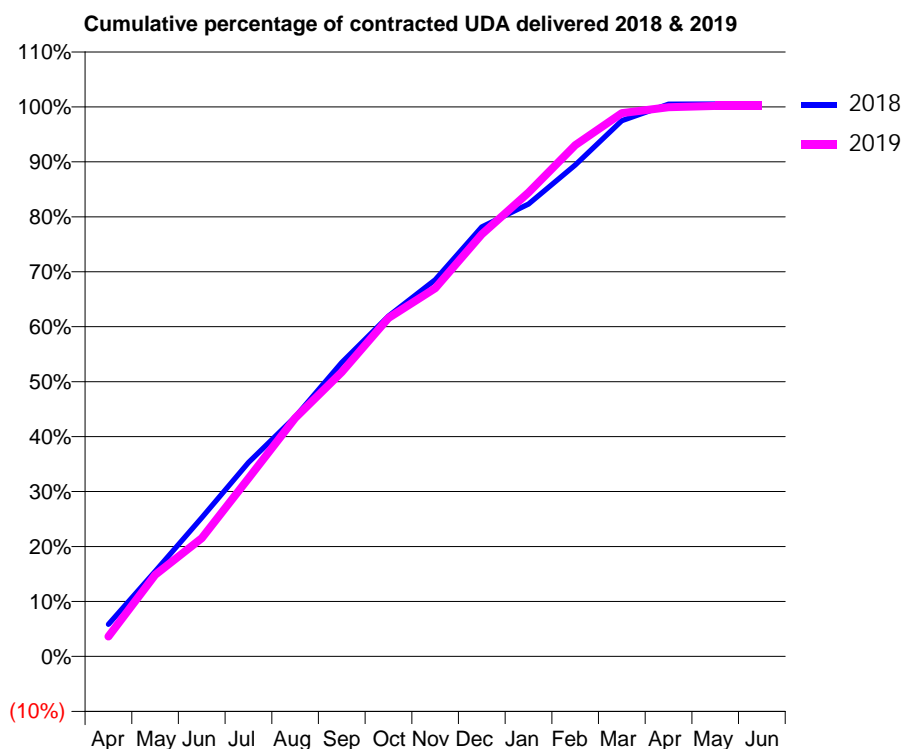
18/19 Contracted general activity (UDA)	8,028
Carry forward general activity (UDA)	-40
18/19 Contracted orthodontic activity (UOA)	0
Carry forward orthodontic activity (UOA)	0
Baseline contract value	£184,471.59

ACCESS*

Patients seen in 24 months	Total	Change since previous quarter
Quarter ending March 2018	3,657	
Quarter ending June 2018	3,778	↑
Quarter ending September 2018	3,954	↑
Quarter ending December 2018	4,061	↑
Quarter ending March 2019	4,022	→
Variance since March 2018	10.0%	↑



ACTIVITY



Month	Adjusted Scheduled Activity (UDA)	
	2018	2019
April	468	292
May	1,242	1,192
June	2,025	1,727
July	2,834	2,602
August	3,498	3,482
September	4,295	4,155
October	4,974	4,943
November	5,503	5,378
December	6,274	6,166
January	6,609	6,777
February	7,178	7,468
March	7,826	7,935
April	8,067	8,022
May	8,068	8,041
June	8,068	8,041

QUALITY

	Quantity	Base Number	Contract	AT	Region	England
% of FP17s for the same patient ID Re-attending within 3 months - Children	91	1,403	6.5%	10.0%	11.5%	11.8%
% of FP17s for the same patient ID Re-attending within 3 months - Adults	349	3,433	10.2%	14.5%	15.2%	15.7%
% of FP17s for the same patient ID Re-attending between 3 & 9 months - Children	580	1,403	41.3%	56.7%	60.2%	58.9%
% of FP17s for the same patient ID Re-attending between 3 & 9 months - Adults	1,296	3,433	37.8%	50.0%	51.8%	50.8%
% of FP17s for Band 1 Urgent Courses	344	4,247	8.1%	8.7%	8.1%	9.1%
% of FP17s Relating to Free Repair or Replacements	32	4,247	0.8%	0.7%	0.8%	0.8%
% of FP17s Relating to Continuations	17	4,247	0.4%	0.9%	0.9%	0.9%
% of Patients satisfied with the dentistry they have received	0	0	N/A	92.9%	92.7%	92.5%
% of Patients satisfied with the time they had to wait for an appointment	0	0	N/A	87.3%	87.4%	87.0%

* This is based on patients treated on this contract for their most recent course of treatment.

Figures in italics indicate the base number of FP17s or Patient Questionnaire responses are less than 100. N/A is shown where the base number of responses is less than 10 during the period. % is calculated as Quantity/Base number*100

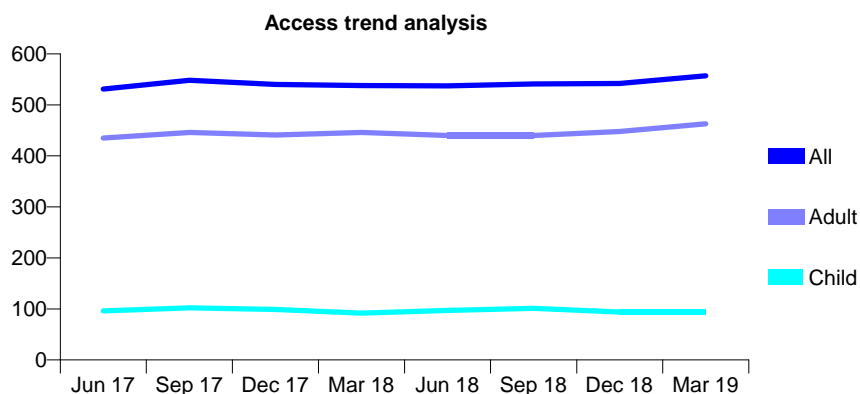
Q57 - Vital Signs At a Glance Contract Report for 181226/0003 - Year end March 2019

Name or company name	Valley Dental Practice
Contract type name	GDS Contract
Purpose of contract	General
Contract start date	01/07/2012
Contract end date	

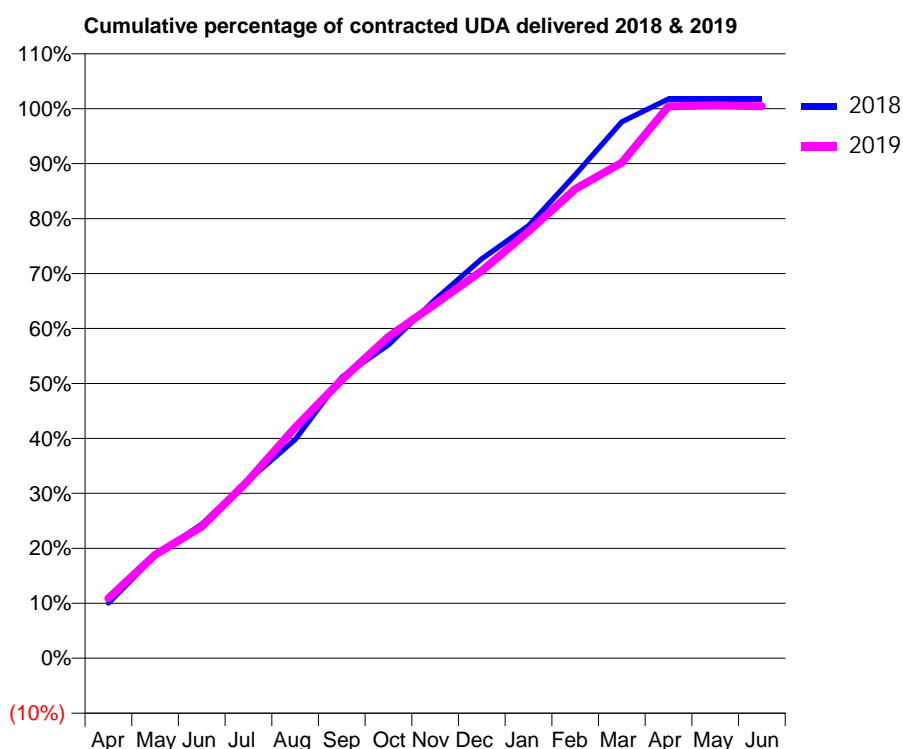
18/19 Contracted general activity (UDA)	1,279
Carry forward general activity (UDA)	-23
18/19 Contracted orthodontic activity (UOA)	0
Carry forward orthodontic activity (UOA)	0
Baseline contract value	£29,496.18

ACCESS*

Patients seen in 24 months	Total	Change since previous quarter
Quarter ending March 2018	538	
Quarter ending June 2018	537	→
Quarter ending September 2018	541	→
Quarter ending December 2018	542	→
Quarter ending March 2019	557	↑
Variance since March 2018	3.5%	↑



ACTIVITY



Month	Adjusted Scheduled Activity (UDA)	
	2018	2019
April	128	139
May	239	241
June	312	306
July	415	414
August	509	537
September	654	648
October	729	748
November	835	824
December	929	901
January	1,007	993
February	1,125	1,092
March	1,248	1,153
April	1,302	1,285
May	1,302	1,287
June	1,302	1,285

QUALITY

	Quantity	Base Number	Contract	AT	Region	England
% of FP17s for the same patient ID Re-attending within 3 months - Children	2	139	1.4%	10.0%	11.5%	11.8%
% of FP17s for the same patient ID Re-attending within 3 months - Adults	18	446	4.0%	14.5%	15.2%	15.7%
% of FP17s for the same patient ID Re-attending between 3 & 9 months - Children	46	139	33.1%	56.7%	60.2%	58.9%
% of FP17s for the same patient ID Re-attending between 3 & 9 months - Adults	115	446	25.8%	50.0%	51.8%	50.8%
% of FP17s for Band 1 Urgent Courses	23	624	3.7%	8.7%	8.1%	9.1%
% of FP17s Relating to Free Repair or Replacements	8	624	1.3%	0.7%	0.8%	0.8%
% of FP17s Relating to Continuations	4	624	0.6%	0.9%	0.9%	0.9%
% of Patients satisfied with the dentistry they have received	0	0	N/A	92.9%	92.7%	92.5%
% of Patients satisfied with the time they had to wait for an appointment	0	0	N/A	87.3%	87.4%	87.0%

* This is based on patients treated on this contract for their most recent course of treatment. Figures in italics indicate the base number of FP17s or Patient Questionnaire responses are less than 100. N/A is shown where the base number of responses is less than 10 during the period. % is calculated as Quantity/Base number*100

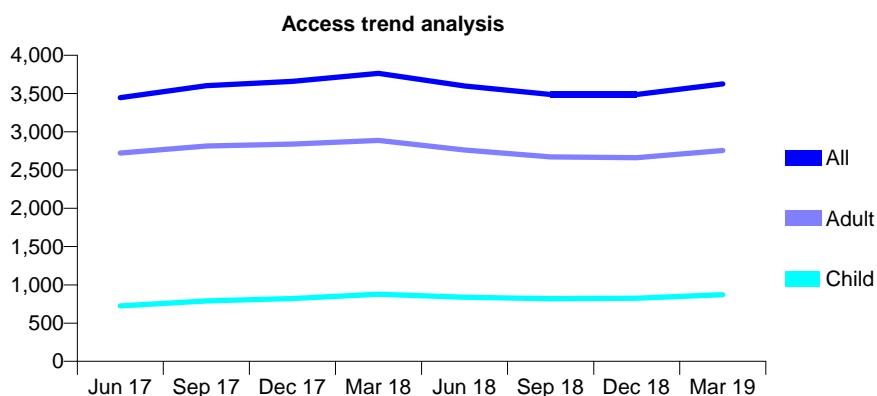
Q57 - Vital Signs At a Glance Contract Report for 181226/0004 - Year end March 2019

Name or company name	Valley Dental Practice
Contract type name	GDS Contract
Purpose of contract	General
Contract start date	01/07/2012
Contract end date	

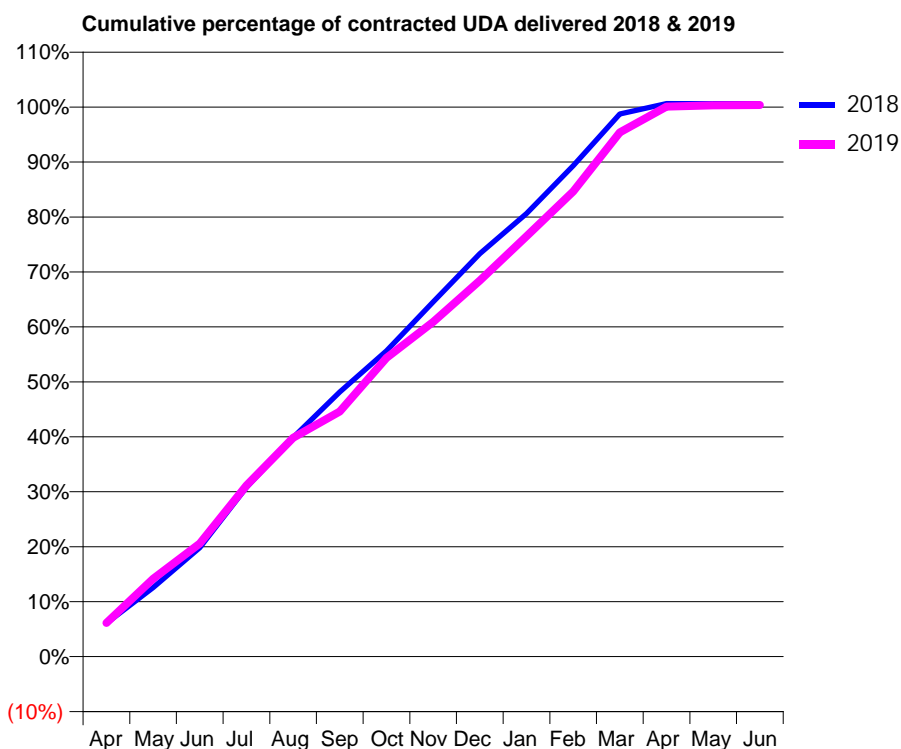
18/19 Contracted general activity (UDA)	9,238
Carry forward general activity (UDA)	-56
18/19 Contracted orthodontic activity (UOA)	0
Carry forward orthodontic activity (UOA)	0
Baseline contract value	£201,056.07

ACCESS*

Patients seen in 24 months	Total	Change since previous quarter
Quarter ending March 2018	3,764	
Quarter ending June 2018	3,599	↓
Quarter ending September 2018	3,489	↓
Quarter ending December 2018	3,488	→
Quarter ending March 2019	3,627	↑
Variance since March 2018	(3.6%)	↓



ACTIVITY



Month	Adjusted Scheduled Activity (UDA)	
	2018	2019
April	561	566
May	1,163	1,307
June	1,829	1,901
July	2,846	2,878
August	3,685	3,681
September	4,448	4,122
October	5,140	5,020
November	5,961	5,626
December	6,773	6,322
January	7,448	7,066
February	8,253	7,819
March	9,120	8,812
April	9,295	9,243
May	9,293	9,267
June	9,294	9,270

QUALITY

	Quantity	Base Number	Contract	AT	Region	England
% of FP17s for the same patient ID Re-attending within 3 months - Children	37	1,247	3.0%	10.0%	11.5%	11.8%
% of FP17s for the same patient ID Re-attending within 3 months - Adults	152	3,343	4.5%	14.5%	15.2%	15.7%
% of FP17s for the same patient ID Re-attending between 3 & 9 months - Children	671	1,247	53.8%	56.7%	60.2%	58.9%
% of FP17s for the same patient ID Re-attending between 3 & 9 months - Adults	1,828	3,343	54.7%	50.0%	51.8%	50.8%
% of FP17s for Band 1 Urgent Courses	132	4,726	2.8%	8.7%	8.1%	9.1%
% of FP17s Relating to Free Repair or Replacements	33	4,726	0.7%	0.7%	0.8%	0.8%
% of FP17s Relating to Continuations	17	4,726	0.4%	0.9%	0.9%	0.9%
% of Patients satisfied with the dentistry they have received	3	4	N/A	92.9%	92.7%	92.5%
% of Patients satisfied with the time they had to wait for an appointment	3	4	N/A	87.3%	87.4%	87.0%

* This is based on patients treated on this contract for their most recent course of treatment. Figures in italics indicate the base number of FP17s or Patient Questionnaire responses are less than 100. N/A is shown where the base number of responses is less than 10 during the period. % is calculated as Quantity/Base number*100

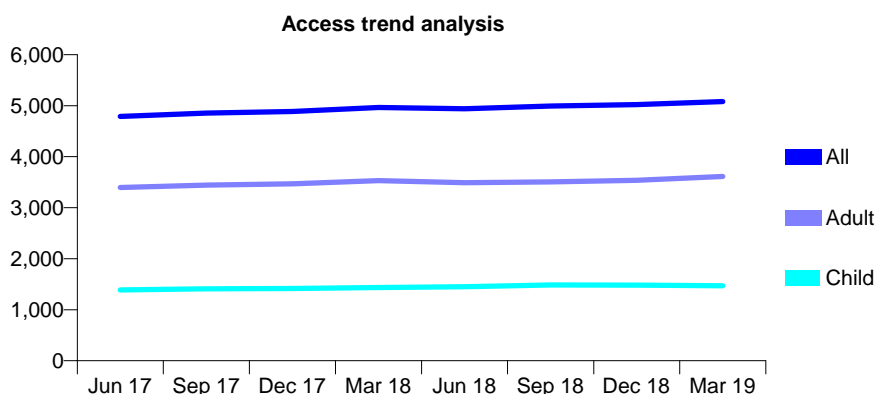
Q57 - Vital Signs At a Glance Contract Report for 184160/0001 - Year end March 2019

Name or company name	S K Pomfret & C Farrell
Contract type name	GDS Contract
Purpose of contract	General
Contract start date	01/02/2008
Contract end date	

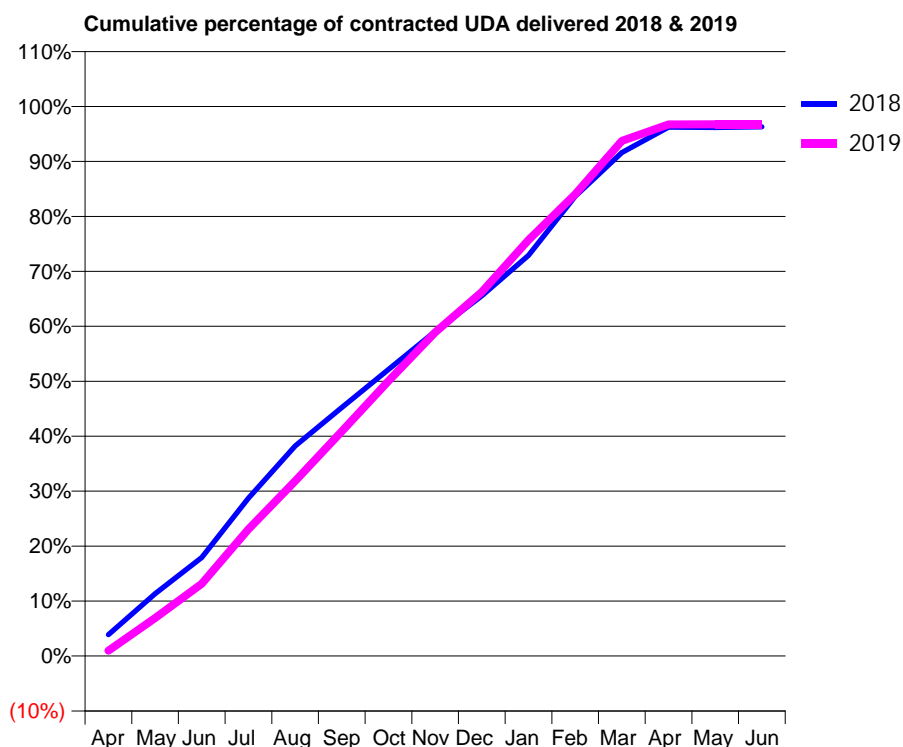
18/19 Contracted general activity (UDA)	14,896
Carry forward general activity (UDA)	554
18/19 Contracted orthodontic activity (UOA)	0
Carry forward orthodontic activity (UOA)	0
Baseline contract value	£348,599.67

ACCESS*

Patients seen in 24 months	Total	Change since previous quarter
Quarter ending March 2018	4,966	
Quarter ending June 2018	4,941	→
Quarter ending September 2018	4,993	→
Quarter ending December 2018	5,021	→
Quarter ending March 2019	5,082	→
Variance since March 2018	2.3%	↑



ACTIVITY



Month	Adjusted Scheduled Activity (UDA)	
	2018	2019
April	581	146
May	1,690	1,033
June	2,670	1,956
July	4,280	3,439
August	5,694	4,744
September	6,736	6,090
October	7,766	7,457
November	8,801	8,774
December	9,761	9,866
January	10,862	11,278
February	12,464	12,517
March	13,646	13,963
April	14,334	14,407
May	14,329	14,414
June	14,342	14,414

QUALITY

	Quantity	Base Number	Contract	AT	Region	England
% of FP17s for the same patient ID Re-attending within 3 months - Children	144	2,383	6.0%	10.0%	11.5%	11.8%
% of FP17s for the same patient ID Re-attending within 3 months - Adults	626	5,329	11.7%	14.5%	15.2%	15.7%
% of FP17s for the same patient ID Re-attending between 3 & 9 months - Children	1,679	2,383	70.5%	56.7%	60.2%	58.9%
% of FP17s for the same patient ID Re-attending between 3 & 9 months - Adults	3,292	5,329	61.8%	50.0%	51.8%	50.8%
% of FP17s for Band 1 Urgent Courses	352	7,657	4.6%	8.7%	8.1%	9.1%
% of FP17s Relating to Free Repair or Replacements	47	7,657	0.6%	0.7%	0.8%	0.8%
% of FP17s Relating to Continuations	56	7,657	0.7%	0.9%	0.9%	0.9%
% of Patients satisfied with the dentistry they have received	0	0	N/A	92.9%	92.7%	92.5%
% of Patients satisfied with the time they had to wait for an appointment	0	0	N/A	87.3%	87.4%	87.0%

* This is based on patients treated on this contract for their most recent course of treatment. Figures in italics indicate the base number of FP17s or Patient Questionnaire responses are less than 100. N/A is shown where the base number of responses is less than 10 during the period. % is calculated as Quantity/Base number*100

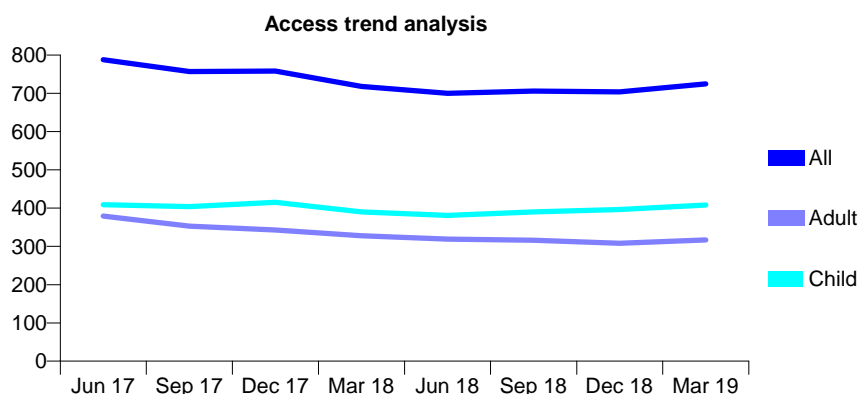
Q57 - Vital Signs At a Glance Contract Report for 185264/0001 - Year end March 2019

Name or company name	Whitehouse Dental Practice
Contract type name	GDS Contract
Purpose of contract	General
Contract start date	17/10/2012
Contract end date	

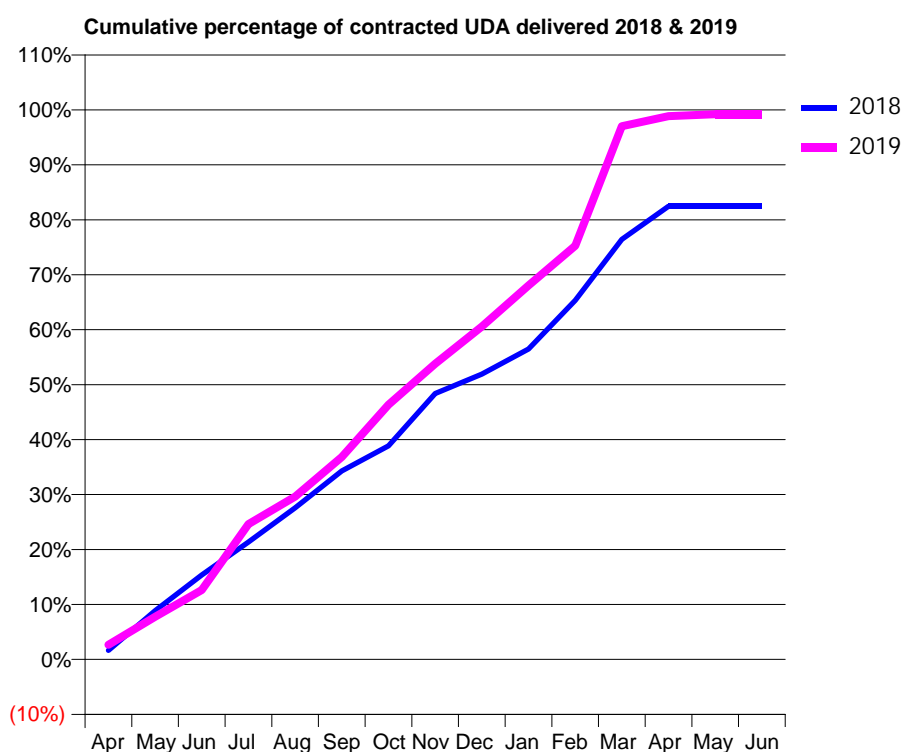
18/19 Contracted general activity (UDA)	2,138
Carry forward general activity (UDA)	0
18/19 Contracted orthodontic activity (UOA)	0
Carry forward orthodontic activity (UOA)	0
Baseline contract value	£51,522.19

ACCESS*

Patients seen in 24 months	Total	Change since previous quarter
Quarter ending March 2018	718	
Quarter ending June 2018	700	↓
Quarter ending September 2018	706	→
Quarter ending December 2018	704	→
Quarter ending March 2019	725	↑
Variance since March 2018	1.0%	→



ACTIVITY



Month	Adjusted Scheduled Activity (UDA)	
	2018	2019
April	36	57
May	189	166
June	329	270
July	457	526
August	590	634
September	733	787
October	831	991
November	1,035	1,151
December	1,110	1,295
January	1,208	1,455
February	1,397	1,609
March	1,634	2,074
April	1,763	2,113
May	1,763	2,121
June	1,763	2,121

QUALITY

	Quantity	Base Number	Contract	AT	Region	England
% of FP17s for the same patient ID Re-attending within 3 months - Children	67	598	11.2%	10.0%	11.5%	11.8%
% of FP17s for the same patient ID Re-attending within 3 months - Adults	44	362	12.2%	14.5%	15.2%	15.7%
% of FP17s for the same patient ID Re-attending between 3 & 9 months - Children	291	598	48.7%	56.7%	60.2%	58.9%
% of FP17s for the same patient ID Re-attending between 3 & 9 months - Adults	138	362	38.1%	50.0%	51.8%	50.8%
% of FP17s for Band 1 Urgent Courses	64	945	6.8%	8.7%	8.1%	9.1%
% of FP17s Relating to Free Repair or Replacements	0	945	0.0%	0.7%	0.8%	0.8%
% of FP17s Relating to Continuations	0	945	0.0%	0.9%	0.9%	0.9%
% of Patients satisfied with the dentistry they have received	0	0	N/A	92.9%	92.7%	92.5%
% of Patients satisfied with the time they had to wait for an appointment	0	0	N/A	87.3%	87.4%	87.0%

* This is based on patients treated on this contract for their most recent course of treatment. Figures in italics indicate the base number of FP17s or Patient Questionnaire responses are less than 100. N/A is shown where the base number of responses is less than 10 during the period. % is calculated as Quantity/Base number*100

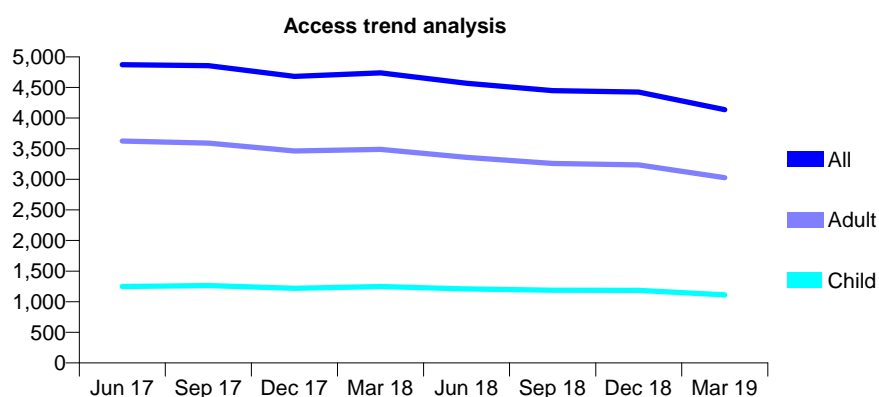
Q57 - Vital Signs At a Glance Contract Report for 187437/0001 - Year end March 2019

Name or company name	Mr H Dhamu and Mr G V Mathew
Contract type name	GDS Contract
Purpose of contract	General
Contract start date	01/12/2013
Contract end date	

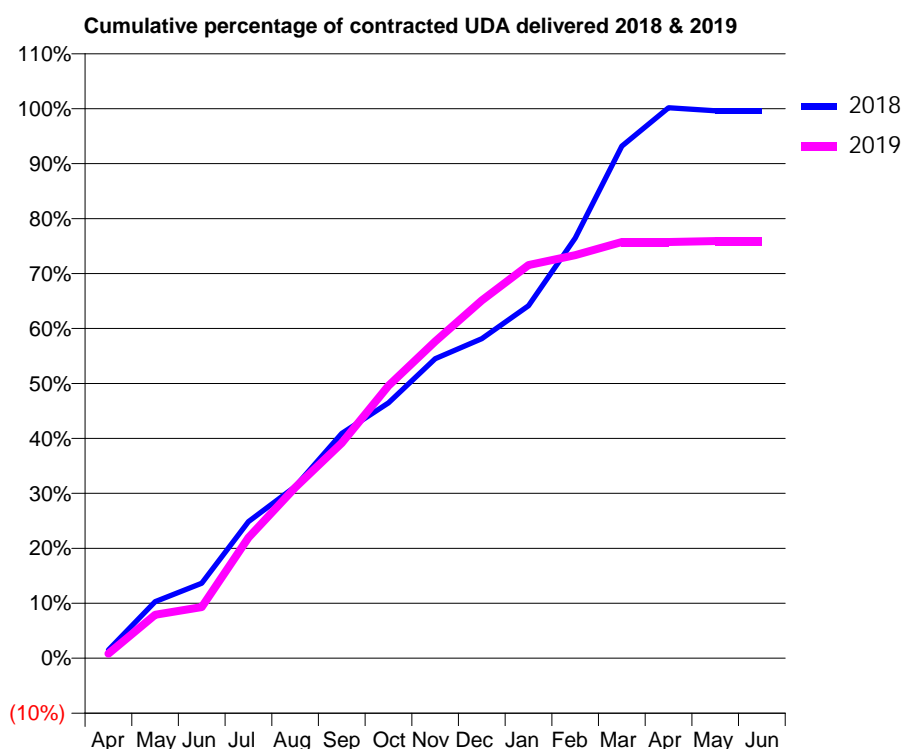
18/19 Contracted general activity (UDA)	12,000
Carry forward general activity (UDA)	48
18/19 Contracted orthodontic activity (UOA)	0
Carry forward orthodontic activity (UOA)	0
Baseline contract value	£296,073.23

ACCESS*

Patients seen in 24 months	Total	Change since previous quarter
Quarter ending March 2018	4,739	
Quarter ending June 2018	4,570	↓
Quarter ending September 2018	4,447	↓
Quarter ending December 2018	4,423	→
Quarter ending March 2019	4,139	↓
Variance since March 2018	(12.7%)	↓



ACTIVITY



Month	Adjusted Scheduled Activity (UDA)	
	2018	2019
April	179	99
May	1,237	950
June	1,637	1,116
July	2,982	2,635
August	3,750	3,726
September	4,908	4,697
October	5,575	5,952
November	6,541	6,919
December	6,979	7,812
January	7,697	8,584
February	9,174	8,801
March	11,182	9,088
April	12,021	9,088
May	11,952	9,111
June	11,952	9,111

QUALITY

	Quantity	Base Number	Contract	AT	Region	England
% of FP17s for the same patient ID Re-attending within 3 months - Children	84	1,110	7.6%	10.0%	11.5%	11.8%
% of FP17s for the same patient ID Re-attending within 3 months - Adults	491	2,910	16.9%	14.5%	15.2%	15.7%
% of FP17s for the same patient ID Re-attending between 3 & 9 months - Children	544	1,110	49.0%	56.7%	60.2%	58.9%
% of FP17s for the same patient ID Re-attending between 3 & 9 months - Adults	1,130	2,910	38.8%	50.0%	51.8%	50.8%
% of FP17s for Band 1 Urgent Courses	529	3,829	13.8%	8.7%	8.1%	9.1%
% of FP17s Relating to Free Repair or Replacements	37	3,829	1.0%	0.7%	0.8%	0.8%
% of FP17s Relating to Continuations	38	3,829	1.0%	0.9%	0.9%	0.9%
% of Patients satisfied with the dentistry they have received	7	7	N/A	92.9%	92.7%	92.5%
% of Patients satisfied with the time they had to wait for an appointment	6	7	N/A	87.3%	87.4%	87.0%

* This is based on patients treated on this contract for their most recent course of treatment.

Figures in italics indicate the base number of FP17s or Patient Questionnaire responses are less than 100. N/A is shown where the base number of responses is less than 10 during the period. % is calculated as Quantity/Base number*100

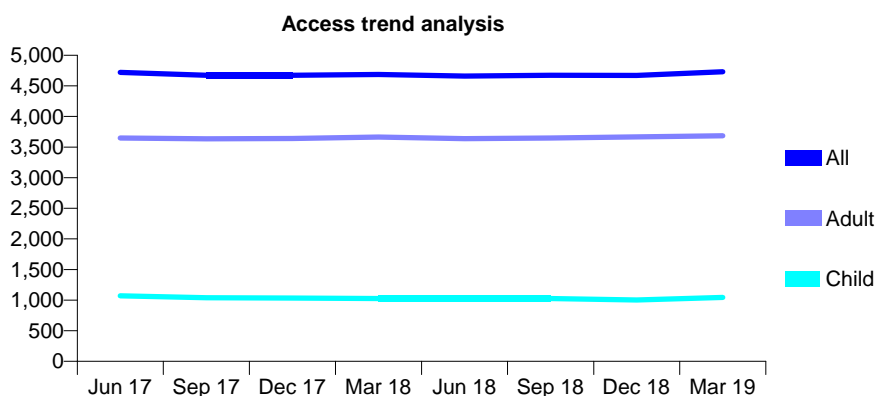
Q57 - Vital Signs At a Glance Contract Report for 187984/0001 - Year end March 2019

Name or company name	Serenity Dental Surgery Partnership
Contract type name	GDS Contract
Purpose of contract	General
Contract start date	01/04/2009
Contract end date	

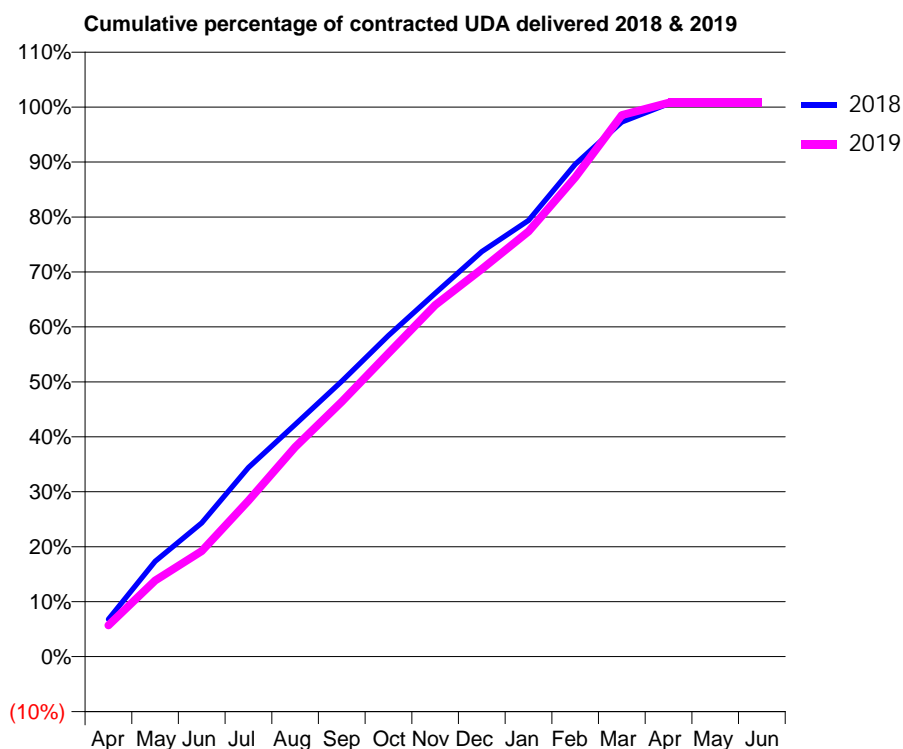
18/19 Contracted general activity (UDA)	14,354
Carry forward general activity (UDA)	-85
18/19 Contracted orthodontic activity (UOA)	0
Carry forward orthodontic activity (UOA)	0
Baseline contract value	£431,960.71

ACCESS*

Patients seen in 24 months	Total	Change since previous quarter
Quarter ending March 2018	4,687	
Quarter ending June 2018	4,662	→
Quarter ending September 2018	4,672	→
Quarter ending December 2018	4,669	→
Quarter ending March 2019	4,730	→
Variance since March 2018	0.9%	→



ACTIVITY



Month	Adjusted Scheduled Activity (UDA)	
	2018	2019
April	979	816
May	2,488	1,988
June	3,492	2,758
July	4,941	4,072
August	6,062	5,474
September	7,193	6,657
October	8,391	7,923
November	9,491	9,184
December	10,578	10,122
January	11,392	11,107
February	12,863	12,516
March	13,963	14,143
April	14,439	14,465
May	14,439	14,463
June	14,439	14,463

QUALITY

	Quantity	Base Number	Contract	AT	Region	England
% of FP17s for the same patient ID Re-attending within 3 months - Children	99	1,718	5.8%	10.0%	11.5%	11.8%
% of FP17s for the same patient ID Re-attending within 3 months - Adults	810	6,079	13.3%	14.5%	15.2%	15.7%
% of FP17s for the same patient ID Re-attending between 3 & 9 months - Children	1,147	1,718	66.8%	56.7%	60.2%	58.9%
% of FP17s for the same patient ID Re-attending between 3 & 9 months - Adults	4,180	6,079	68.8%	50.0%	51.8%	50.8%
% of FP17s for Band 1 Urgent Courses	322	7,734	4.2%	8.7%	8.1%	9.1%
% of FP17s Relating to Free Repair or Replacements	98	7,734	1.3%	0.7%	0.8%	0.8%
% of FP17s Relating to Continuations	79	7,734	1.0%	0.9%	0.9%	0.9%
% of Patients satisfied with the dentistry they have received	1	1	N/A	92.9%	92.7%	92.5%
% of Patients satisfied with the time they had to wait for an appointment	1	1	N/A	87.3%	87.4%	87.0%

* This is based on patients treated on this contract for their most recent course of treatment. Figures in italics indicate the base number of FP17s or Patient Questionnaire responses are less than 100. N/A is shown where the base number of responses is less than 10 during the period. % is calculated as Quantity/Base number*100

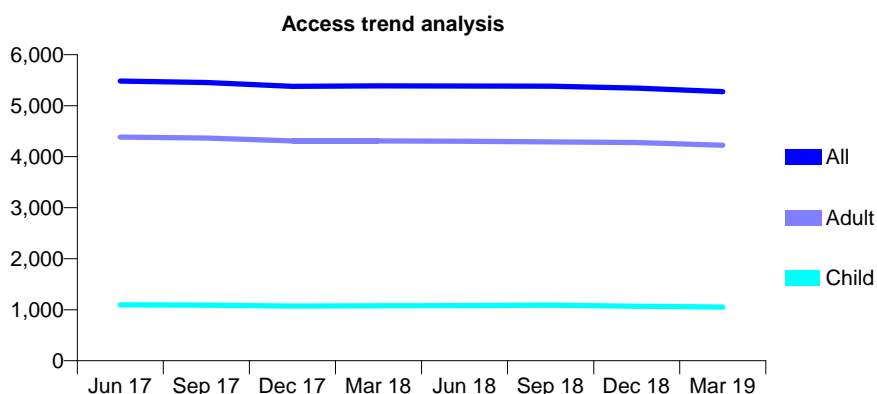
Q57 - Vital Signs At a Glance Contract Report for 188018/0001 - Year end March 2019

Name or company name	Messrs. Lee & Perera
Contract type name	GDS Contract
Purpose of contract	General
Contract start date	01/04/2008
Contract end date	

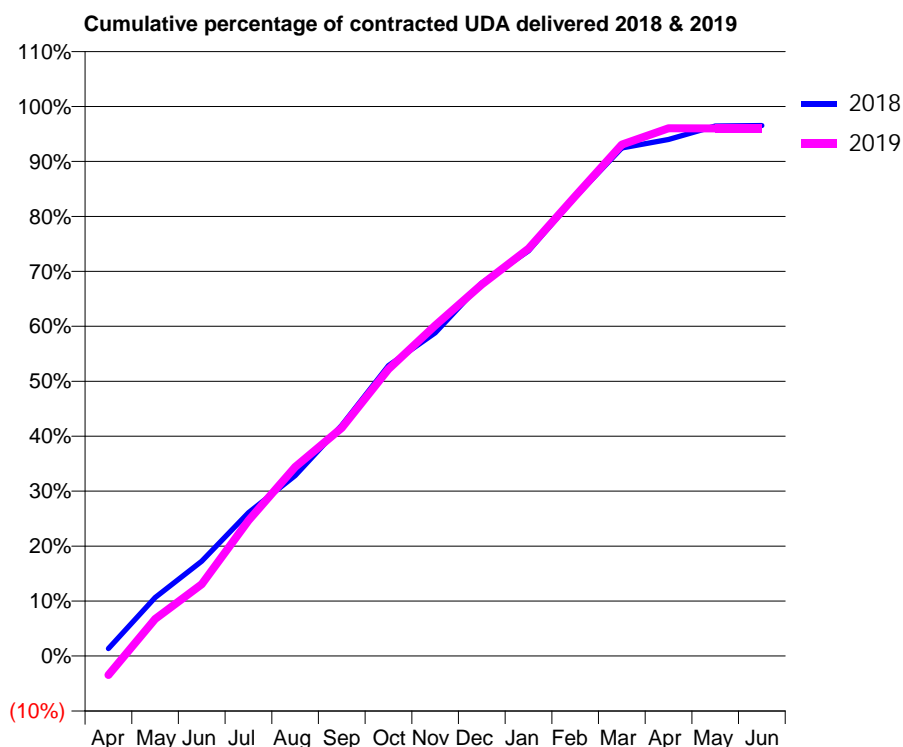
18/19 Contracted general activity (UDA)	15,000
Carry forward general activity (UDA)	523
18/19 Contracted orthodontic activity (UOA)	0
Carry forward orthodontic activity (UOA)	0
Baseline contract value	£460,343.52

ACCESS*

Patients seen in 24 months	Total	Change since previous quarter
Quarter ending March 2018	5,389	
Quarter ending June 2018	5,384	→
Quarter ending September 2018	5,381	→
Quarter ending December 2018	5,345	→
Quarter ending March 2019	5,274	↓
Variance since March 2018	(2.1%)	↓



ACTIVITY



Month	Adjusted Scheduled Activity (UDA)	
	2018	2019
April	204	-523
May	1,597	1,014
June	2,590	1,961
July	3,911	3,700
August	4,926	5,162
September	6,299	6,225
October	7,928	7,830
November	8,821	9,021
December	10,179	10,143
January	11,056	11,120
February	12,529	12,552
March	13,867	13,959
April	14,098	14,404
May	14,465	14,403
June	14,477	14,403

QUALITY

	Quantity	Base Number	Contract	AT	Region	England
% of FP17s for the same patient ID Re-attending within 3 months - Children	130	1,958	6.6%	10.0%	11.5%	11.8%
% of FP17s for the same patient ID Re-attending within 3 months - Adults	814	5,698	14.3%	14.5%	15.2%	15.7%
% of FP17s for the same patient ID Re-attending between 3 & 9 months - Children	1,191	1,958	60.8%	56.7%	60.2%	58.9%
% of FP17s for the same patient ID Re-attending between 3 & 9 months - Adults	2,744	5,698	48.2%	50.0%	51.8%	50.8%
% of FP17s for Band 1 Urgent Courses	586	7,608	7.7%	8.7%	8.1%	9.1%
% of FP17s Relating to Free Repair or Replacements	41	7,608	0.5%	0.7%	0.8%	0.8%
% of FP17s Relating to Continuations	117	7,608	1.5%	0.9%	0.9%	0.9%
% of Patients satisfied with the dentistry they have received	10	10	100.0%	92.9%	92.7%	92.5%
% of Patients satisfied with the time they had to wait for an appointment	10	10	100.0%	87.3%	87.4%	87.0%

* This is based on patients treated on this contract for their most recent course of treatment. Figures in italics indicate the base number of FP17s or Patient Questionnaire responses are less than 100. N/A is shown where the base number of responses is less than 10 during the period. % is calculated as Quantity/Base number*100

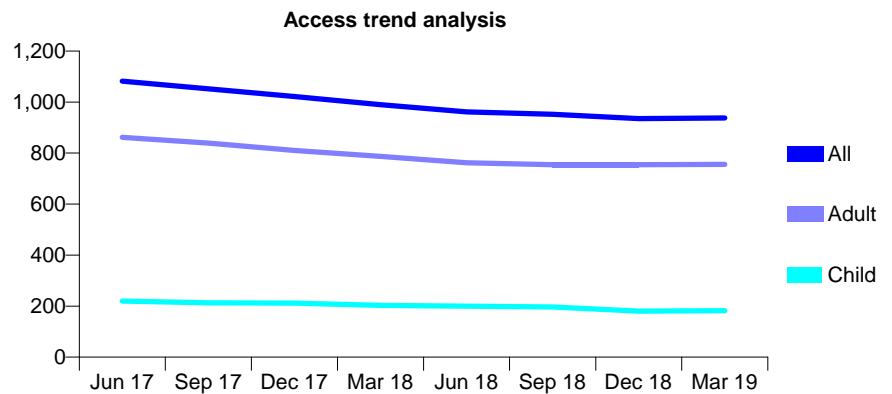
Q57 - Vital Signs At a Glance Contract Report for 188190/0001 - Year end March 2019

Name or company name	J & S Essex
Contract type name	GDS Contract
Purpose of contract	General
Contract start date	01/11/2008
Contract end date	

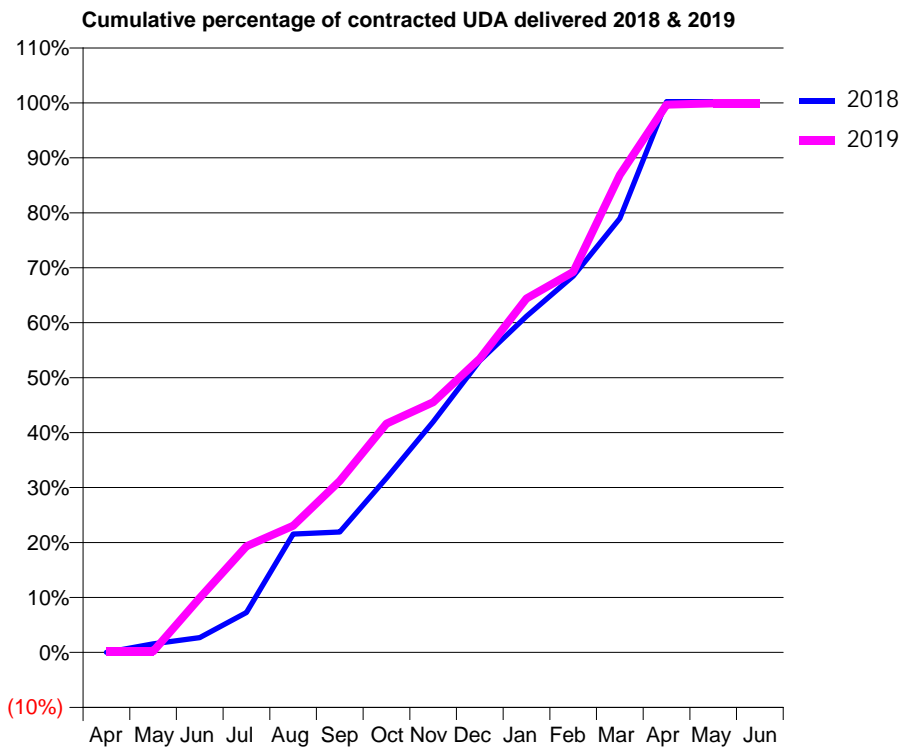
18/19 Contracted general activity (UDA)	4,000
Carry forward general activity (UDA)	-8
18/19 Contracted orthodontic activity (UOA)	0
Carry forward orthodontic activity (UOA)	0
Baseline contract value	£96,542.35

ACCESS*

Patients seen in 24 months	Total	Change since previous quarter
Quarter ending March 2018	990	
Quarter ending June 2018	962	↓
Quarter ending September 2018	952	↓
Quarter ending December 2018	935	↓
Quarter ending March 2019	938	→
Variance since March 2018	(5.3%)	↓



ACTIVITY



Month	Adjusted Scheduled Activity (UDA)	
	2018	2019
April	0	8
May	63	8
June	108	396
July	291	773
August	861	922
September	877	1,247
October	1,269	1,665
November	1,679	1,822
December	2,123	2,138
January	2,447	2,576
February	2,740	2,770
March	3,159	3,476
April	4,008	3,987
May	4,008	3,996
June	4,008	3,996

QUALITY

	Quantity	Base Number	Contract	AT	Region	England
% of FP17s for the same patient ID Re-attending within 3 months - Children	10	251	4.0%	10.0%	11.5%	11.8%
% of FP17s for the same patient ID Re-attending within 3 months - Adults	195	1,005	19.4%	14.5%	15.2%	15.7%
% of FP17s for the same patient ID Re-attending between 3 & 9 months - Children	112	251	44.6%	56.7%	60.2%	58.9%
% of FP17s for the same patient ID Re-attending between 3 & 9 months - Adults	422	1,005	42.0%	50.0%	51.8%	50.8%
% of FP17s for Band 1 Urgent Courses	55	1,197	4.6%	8.7%	8.1%	9.1%
% of FP17s Relating to Free Repair or Replacements	5	1,197	0.4%	0.7%	0.8%	0.8%
% of FP17s Relating to Continuations	12	1,197	1.0%	0.9%	0.9%	0.9%
% of Patients satisfied with the dentistry they have received	0	0	N/A	92.9%	92.7%	92.5%
% of Patients satisfied with the time they had to wait for an appointment	0	0	N/A	87.3%	87.4%	87.0%

* This is based on patients treated on this contract for their most recent course of treatment. Figures in italics indicate the base number of FP17s or Patient Questionnaire responses are less than 100. N/A is shown where the base number of responses is less than 10 during the period. % is calculated as Quantity/Base number*100

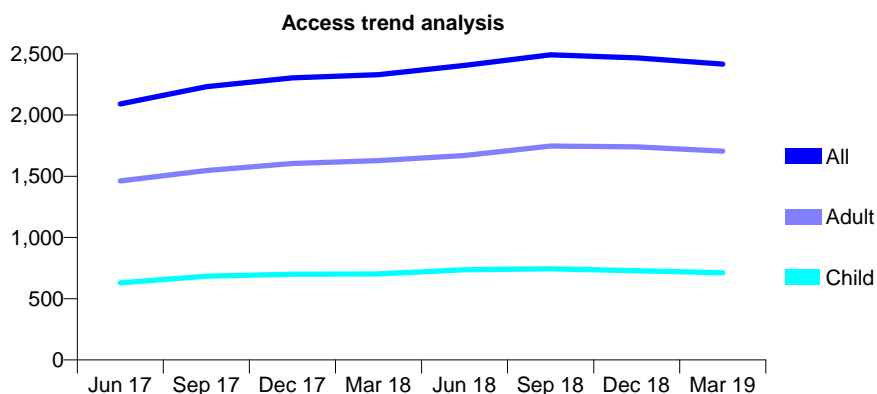
Q57 - Vital Signs At a Glance Contract Report for 188654/0001 - Year end March 2019

Name or company name	Julie Sutton & James Nelson
Contract type name	GDS Contract
Purpose of contract	General
Contract start date	01/05/2014
Contract end date	

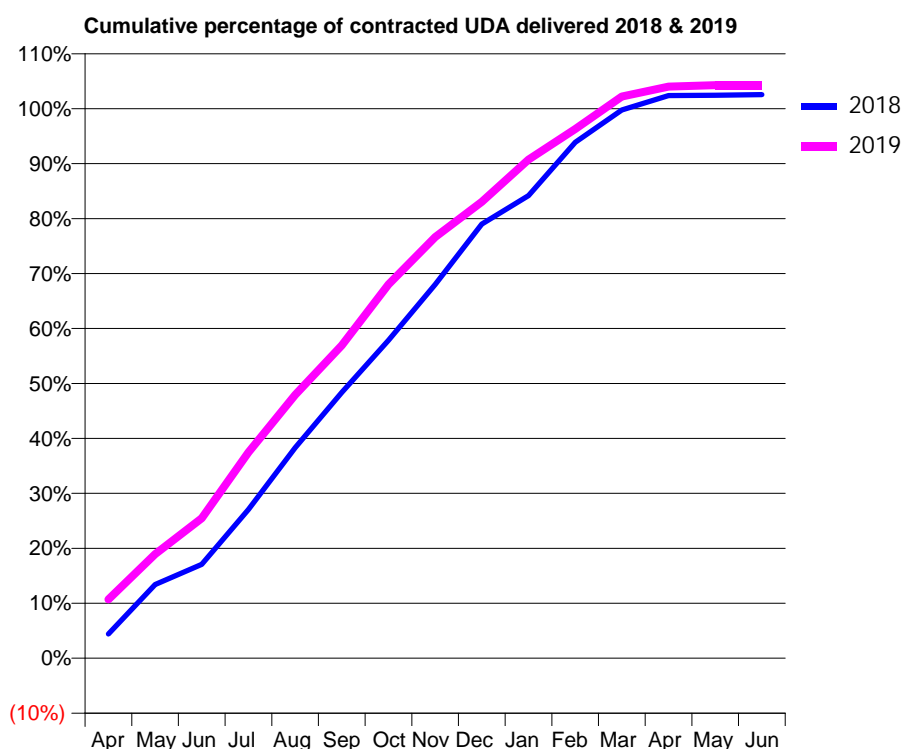
18/19 Contracted general activity (UDA)	6,031
Carry forward general activity (UDA)	-121
18/19 Contracted orthodontic activity (UOA)	0
Carry forward orthodontic activity (UOA)	0
Baseline contract value	£154,509.50

ACCESS*

Patients seen in 24 months	Total	Change since previous quarter
Quarter ending March 2018	2,331	
Quarter ending June 2018	2,406	↑
Quarter ending September 2018	2,492	↑
Quarter ending December 2018	2,468	→
Quarter ending March 2019	2,417	↓
Variance since March 2018	3.7%	↑



ACTIVITY



Month	Adjusted Scheduled Activity (UDA)	
	2018	2019
April	266	646
May	808	1,143
June	1,030	1,537
July	1,633	2,259
August	2,311	2,890
September	2,916	3,432
October	3,488	4,102
November	4,102	4,620
December	4,764	5,007
January	5,076	5,471
February	5,662	5,809
March	6,016	6,163
April	6,174	6,273
May	6,179	6,288
June	6,185	6,288

QUALITY

	Quantity	Base Number	Contract	AT	Region	England
% of FP17s for the same patient ID Re-attending within 3 months - Children	47	1,005	4.7%	10.0%	11.5%	11.8%
% of FP17s for the same patient ID Re-attending within 3 months - Adults	230	2,114	10.9%	14.5%	15.2%	15.7%
% of FP17s for the same patient ID Re-attending between 3 & 9 months - Children	631	1,005	62.8%	56.7%	60.2%	58.9%
% of FP17s for the same patient ID Re-attending between 3 & 9 months - Adults	1,143	2,114	54.1%	50.0%	51.8%	50.8%
% of FP17s for Band 1 Urgent Courses	187	3,064	6.1%	8.7%	8.1%	9.1%
% of FP17s Relating to Free Repair or Replacements	18	3,064	0.6%	0.7%	0.8%	0.8%
% of FP17s Relating to Continuations	17	3,064	0.6%	0.9%	0.9%	0.9%
% of Patients satisfied with the dentistry they have received	2	2	N/A	92.9%	92.7%	92.5%
% of Patients satisfied with the time they had to wait for an appointment	2	2	N/A	87.3%	87.4%	87.0%

* This is based on patients treated on this contract for their most recent course of treatment.

Figures in italics indicate the base number of FP17s or Patient Questionnaire responses are less than 100. N/A is shown where the base number of responses is less than 10 during the period. % is calculated as Quantity/Base number*100

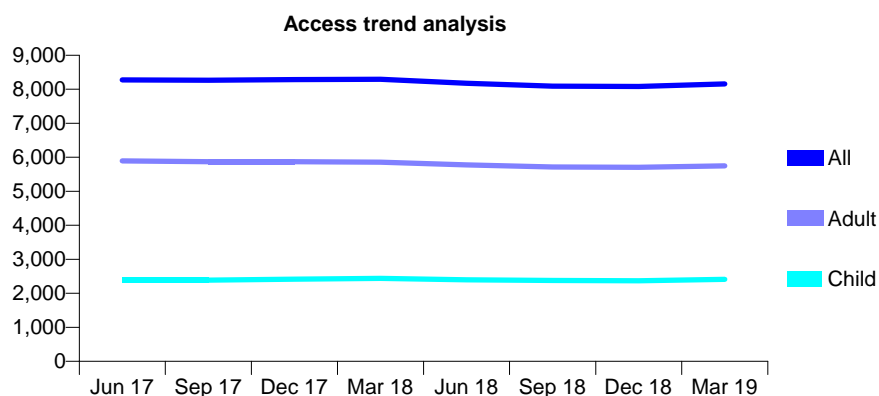
Q57 - Vital Signs At a Glance Contract Report for 191051/0001 - Year end March 2019

Name or company name	Chelmer Village Associates Ltd
Contract type name	GDS Contract
Purpose of contract	General
Contract start date	01/04/2008
Contract end date	

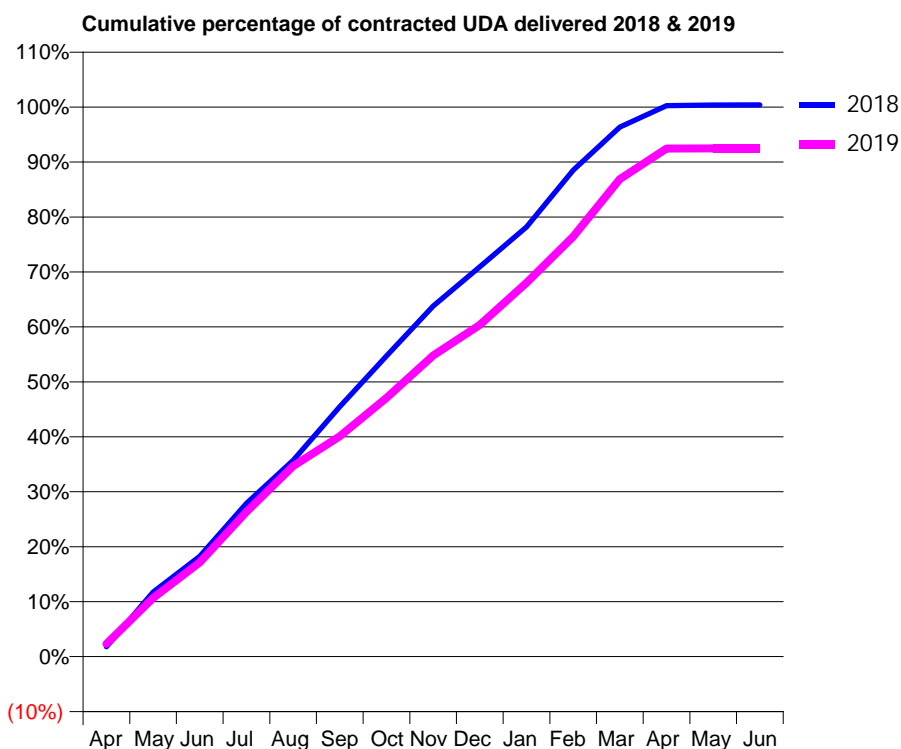
18/19 Contracted general activity (UDA)	20,550
Carry forward general activity (UDA)	0
18/19 Contracted orthodontic activity (UOA)	0
Carry forward orthodontic activity (UOA)	0
Baseline contract value	£550,463.81

ACCESS*

Patients seen in 24 months	Total	Change since previous quarter
Quarter ending March 2018	8,298	
Quarter ending June 2018	8,177	↓
Quarter ending September 2018	8,091	↓
Quarter ending December 2018	8,080	→
Quarter ending March 2019	8,160	→
Variance since March 2018	(1.7%)	↓



ACTIVITY



Month	Adjusted Scheduled Activity (UDA)	
	2018	2019
April	369	475
May	2,417	2,190
June	3,751	3,525
July	5,731	5,414
August	7,340	7,124
September	9,345	8,234
October	11,245	9,670
November	13,107	11,261
December	14,573	12,403
January	16,064	13,977
February	18,190	15,705
March	19,800	17,857
April	20,605	18,998
May	20,630	19,001
June	20,633	19,002

QUALITY

	Quantity	Base Number	Contract	AT	Region	England
% of FP17s for the same patient ID Re-attending within 3 months - Children	209	2,862	7.3%	10.0%	11.5%	11.8%
% of FP17s for the same patient ID Re-attending within 3 months - Adults	598	5,805	10.3%	14.5%	15.2%	15.7%
% of FP17s for the same patient ID Re-attending between 3 & 9 months - Children	1,231	2,862	43.0%	56.7%	60.2%	58.9%
% of FP17s for the same patient ID Re-attending between 3 & 9 months - Adults	2,012	5,805	34.7%	50.0%	51.8%	50.8%
% of FP17s for Band 1 Urgent Courses	786	8,741	9.0%	8.7%	8.1%	9.1%
% of FP17s Relating to Free Repair or Replacements	109	8,741	1.2%	0.7%	0.8%	0.8%
% of FP17s Relating to Continuations	28	8,741	0.3%	0.9%	0.9%	0.9%
% of Patients satisfied with the dentistry they have received	1	1	N/A	92.9%	92.7%	92.5%
% of Patients satisfied with the time they had to wait for an appointment	1	1	N/A	87.3%	87.4%	87.0%

* This is based on patients treated on this contract for their most recent course of treatment. Figures in italics indicate the base number of FP17s or Patient Questionnaire responses are less than 100. N/A is shown where the base number of responses is less than 10 during the period. % is calculated as Quantity/Base number*100

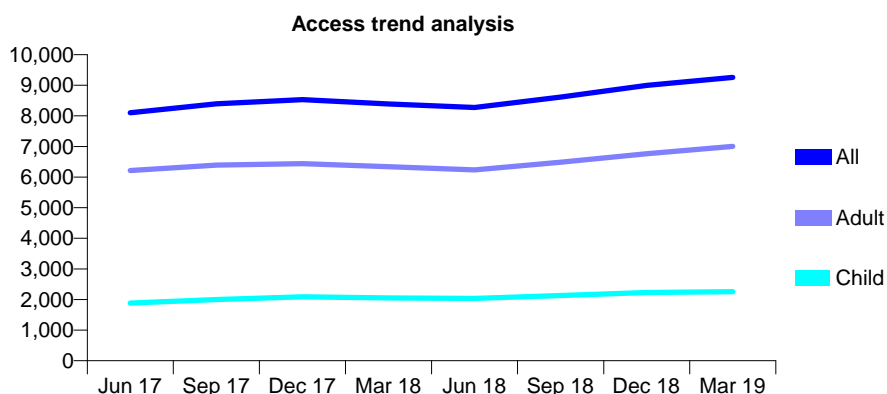
Q57 - Vital Signs At a Glance Contract Report for 195413/0001 - Year end March 2019

Name or company name	Clacton Dental Care
Contract type name	GDS Contract
Purpose of contract	General
Contract start date	01/04/2010
Contract end date	

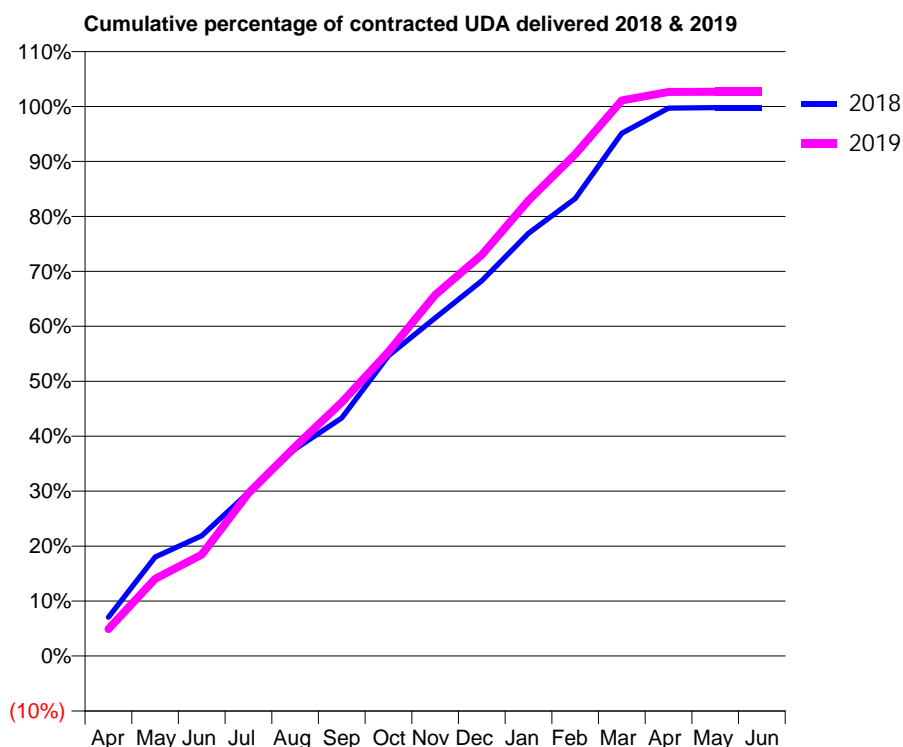
18/19 Contracted general activity (UDA)	25,126
Carry forward general activity (UDA)	54
18/19 Contracted orthodontic activity (UOA)	0
Carry forward orthodontic activity (UOA)	0
Baseline contract value	£699,151.99

ACCESS*

Patients seen in 24 months	Total	Change since previous quarter
Quarter ending March 2018	8,391	
Quarter ending June 2018	8,273	↓
Quarter ending September 2018	8,613	↑
Quarter ending December 2018	8,995	↑
Quarter ending March 2019	9,258	↑
Variance since March 2018	10.3%	↑



ACTIVITY



Month	Adjusted Scheduled Activity (UDA)	
	2018	2019
April	1,779	1,236
May	4,526	3,535
June	5,501	4,639
July	7,481	7,451
August	9,467	9,574
September	10,884	11,601
October	13,725	13,913
November	15,461	16,516
December	17,158	18,343
January	19,327	20,831
February	20,916	22,943
March	23,903	25,396
April	25,051	25,787
May	25,069	25,794
June	25,072	25,794

QUALITY

	Quantity	Base Number	Contract	AT	Region	England
% of FP17s for the same patient ID Re-attending within 3 months - Children	171	3,103	5.5%	10.0%	11.5%	11.8%
% of FP17s for the same patient ID Re-attending within 3 months - Adults	1,100	9,297	11.8%	14.5%	15.2%	15.7%
% of FP17s for the same patient ID Re-attending between 3 & 9 months - Children	1,062	3,103	34.2%	56.7%	60.2%	58.9%
% of FP17s for the same patient ID Re-attending between 3 & 9 months - Adults	2,327	9,297	25.0%	50.0%	51.8%	50.8%
% of FP17s for Band 1 Urgent Courses	2,517	12,397	20.3%	8.7%	8.1%	9.1%
% of FP17s Relating to Free Repair or Replacements	39	12,397	0.3%	0.7%	0.8%	0.8%
% of FP17s Relating to Continuations	19	12,397	0.2%	0.9%	0.9%	0.9%
% of Patients satisfied with the dentistry they have received	4	4	N/A	92.9%	92.7%	92.5%
% of Patients satisfied with the time they had to wait for an appointment	4	4	N/A	87.3%	87.4%	87.0%

* This is based on patients treated on this contract for their most recent course of treatment. Figures in italics indicate the base number of FP17s or Patient Questionnaire responses are less than 100. N/A is shown where the base number of responses is less than 10 during the period. % is calculated as Quantity/Base number*100

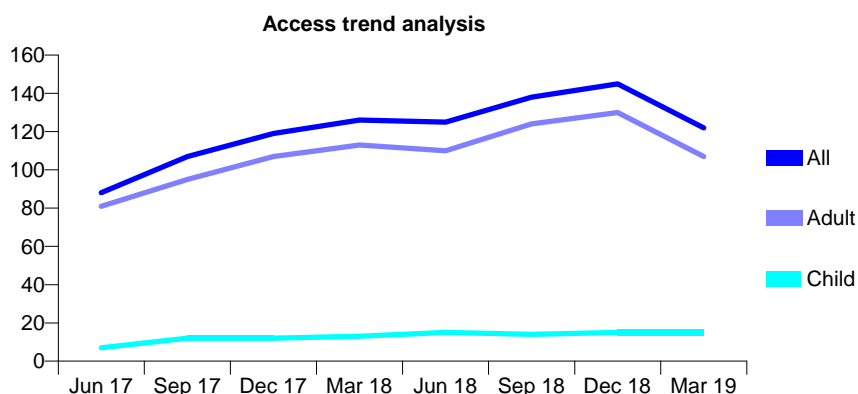
Q57 - Vital Signs At a Glance Contract Report for 195413/0004 - Year end March 2019

Name or company name	Clacton Dental Care
Contract type name	GDS Contract
Purpose of contract	General
Contract start date	01/04/2015
Contract end date	

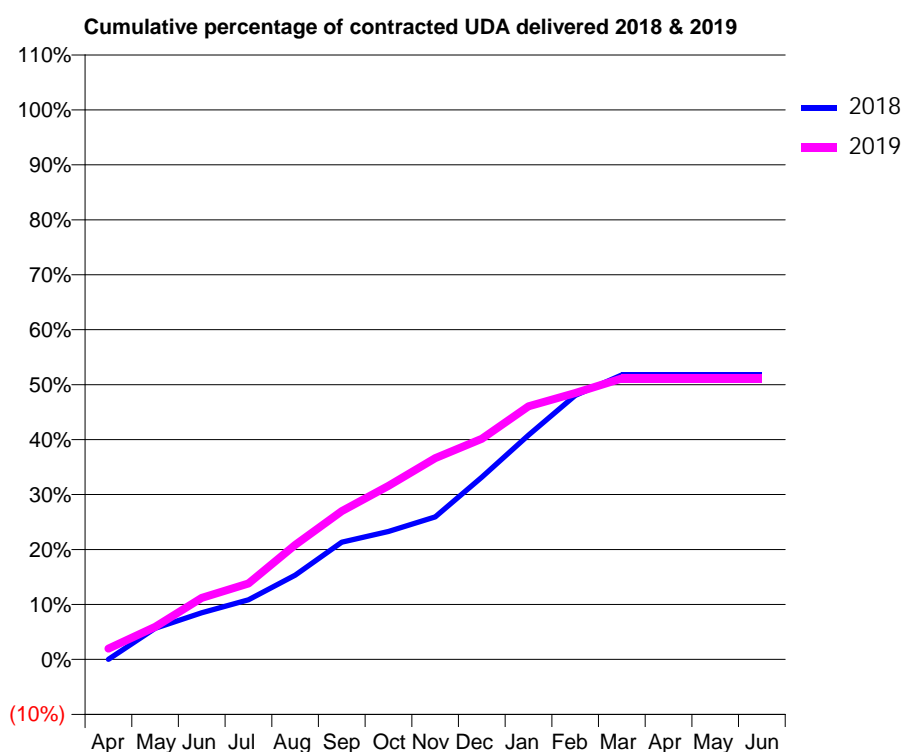
18/19 Contracted general activity (UDA)	547
Carry forward general activity (UDA)	0
18/19 Contracted orthodontic activity (UOA)	0
Carry forward orthodontic activity (UOA)	0
Baseline contract value	£15,227.04

ACCESS*

Patients seen in 24 months	Total	Change since previous quarter
Quarter ending March 2018	126	
Quarter ending June 2018	125	→
Quarter ending September 2018	138	↑
Quarter ending December 2018	145	↑
Quarter ending March 2019	122	↓
Variance since March 2018	(3.2%)	↓



ACTIVITY



Month	Adjusted Scheduled Activity (UDA)	
	2018	2019
April	0	11
May	31	32
June	46	61
July	59	76
August	84	114
September	117	148
October	127	173
November	142	200
December	181	220
January	223	252
February	263	265
March	283	280
April	283	280
May	283	280
June	283	280

QUALITY

	Quantity	Base Number	Contract	AT	Region	England
% of FP17s for the same patient ID Re-attending within 3 months - Children	0	23	0.0%	10.0%	11.5%	11.8%
% of FP17s for the same patient ID Re-attending within 3 months - Adults	1	201	0.5%	14.5%	15.2%	15.7%
% of FP17s for the same patient ID Re-attending between 3 & 9 months - Children	0	23	0.0%	56.7%	60.2%	58.9%
% of FP17s for the same patient ID Re-attending between 3 & 9 months - Adults	0	201	0.0%	50.0%	51.8%	50.8%
% of FP17s for Band 1 Urgent Courses	223	224	99.6%	8.7%	8.1%	9.1%
% of FP17s Relating to Free Repair or Replacements	0	224	0.0%	0.7%	0.8%	0.8%
% of FP17s Relating to Continuations	0	224	0.0%	0.9%	0.9%	0.9%
% of Patients satisfied with the dentistry they have received	0	0	N/A	92.9%	92.7%	92.5%
% of Patients satisfied with the time they had to wait for an appointment	0	0	N/A	87.3%	87.4%	87.0%

* This is based on patients treated on this contract for their most recent course of treatment. Figures in italics indicate the base number of FP17s or Patient Questionnaire responses are less than 100. N/A is shown where the base number of responses is less than 10 during the period. % is calculated as Quantity/Base number*100

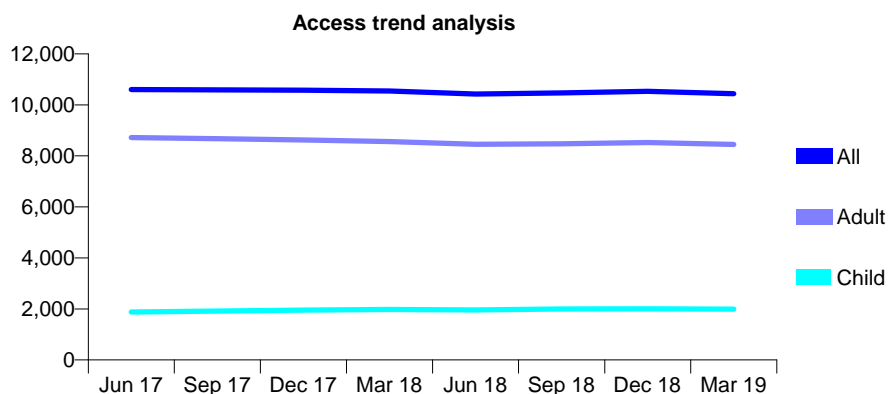
Q57 - Vital Signs At a Glance Contract Report for 195456/0001 - Year end March 2019

Name or company name	M C Dentistry Ltd
Contract type name	GDS Contract
Purpose of contract	General
Contract start date	01/04/2011
Contract end date	

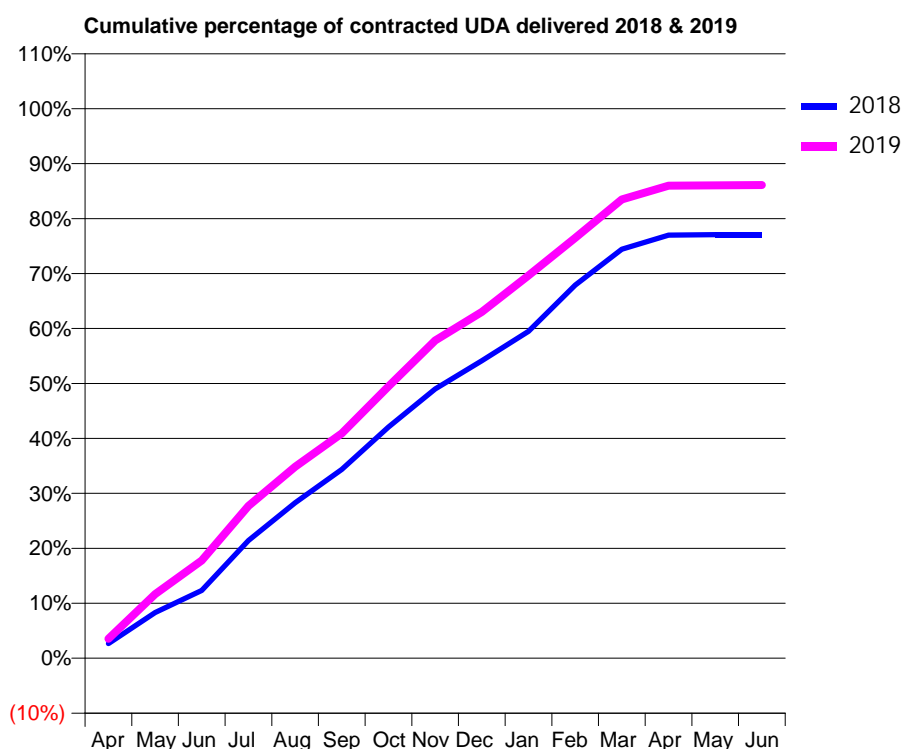
18/19 Contracted general activity (UDA)	31,500
Carry forward general activity (UDA)	0
18/19 Contracted orthodontic activity (UOA)	0
Carry forward orthodontic activity (UOA)	0
Baseline contract value	£817,904.70

ACCESS*

Patients seen in 24 months	Total	Change since previous quarter
Quarter ending March 2018	10,542	
Quarter ending June 2018	10,423	↓
Quarter ending September 2018	10,470	→
Quarter ending December 2018	10,534	→
Quarter ending March 2019	10,439	→
Variance since March 2018	(1.0%)	→



ACTIVITY



Month	Adjusted Scheduled Activity (UDA)	
	2018	2019
April	890	1,122
May	2,787	3,677
June	4,133	5,598
July	7,173	8,730
August	9,472	10,979
September	11,510	12,885
October	14,089	15,584
November	16,414	18,210
December	18,132	19,850
January	19,927	21,938
February	22,745	24,097
March	24,928	26,290
April	25,794	27,084
May	25,814	27,105
June	25,814	27,123

QUALITY

	Quantity	Base Number	Contract	AT	Region	England
% of FP17s for the same patient ID Re-attending within 3 months - Children	120	2,756	4.4%	10.0%	11.5%	11.8%
% of FP17s for the same patient ID Re-attending within 3 months - Adults	1,147	11,086	10.3%	14.5%	15.2%	15.7%
% of FP17s for the same patient ID Re-attending between 3 & 9 months - Children	1,667	2,756	60.5%	56.7%	60.2%	58.9%
% of FP17s for the same patient ID Re-attending between 3 & 9 months - Adults	6,213	11,086	56.0%	50.0%	51.8%	50.8%
% of FP17s for Band 1 Urgent Courses	851	13,813	6.2%	8.7%	8.1%	9.1%
% of FP17s Relating to Free Repair or Replacements	81	13,813	0.6%	0.7%	0.8%	0.8%
% of FP17s Relating to Continuations	213	13,813	1.5%	0.9%	0.9%	0.9%
% of Patients satisfied with the dentistry they have received	3	3	N/A	92.9%	92.7%	92.5%
% of Patients satisfied with the time they had to wait for an appointment	3	3	N/A	87.3%	87.4%	87.0%

* This is based on patients treated on this contract for their most recent course of treatment.

Figures in italics indicate the base number of FP17s or Patient Questionnaire responses are less than 100. N/A is shown where the base number of responses is less than 10 during the period. % is calculated as Quantity/Base number*100

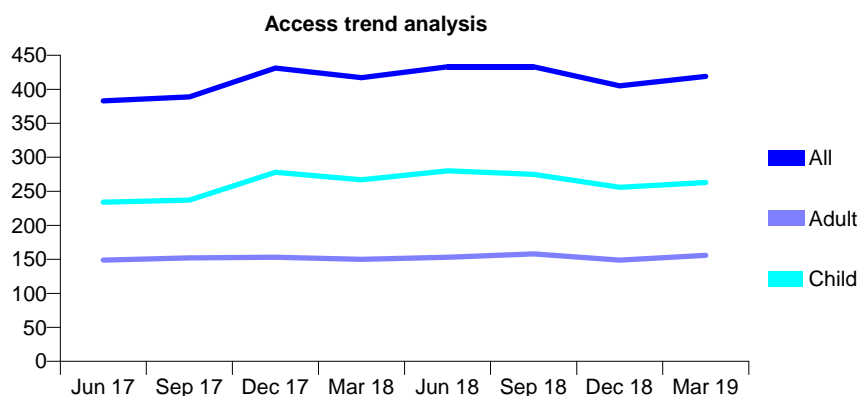
Q57 - Vital Signs At a Glance Contract Report for 195731/0001 - Year end March 2019

Name or company name	David Dundas (Dental Surgeon) Ltd
Contract type name	GDS Contract
Purpose of contract	General
Contract start date	01/11/2010
Contract end date	

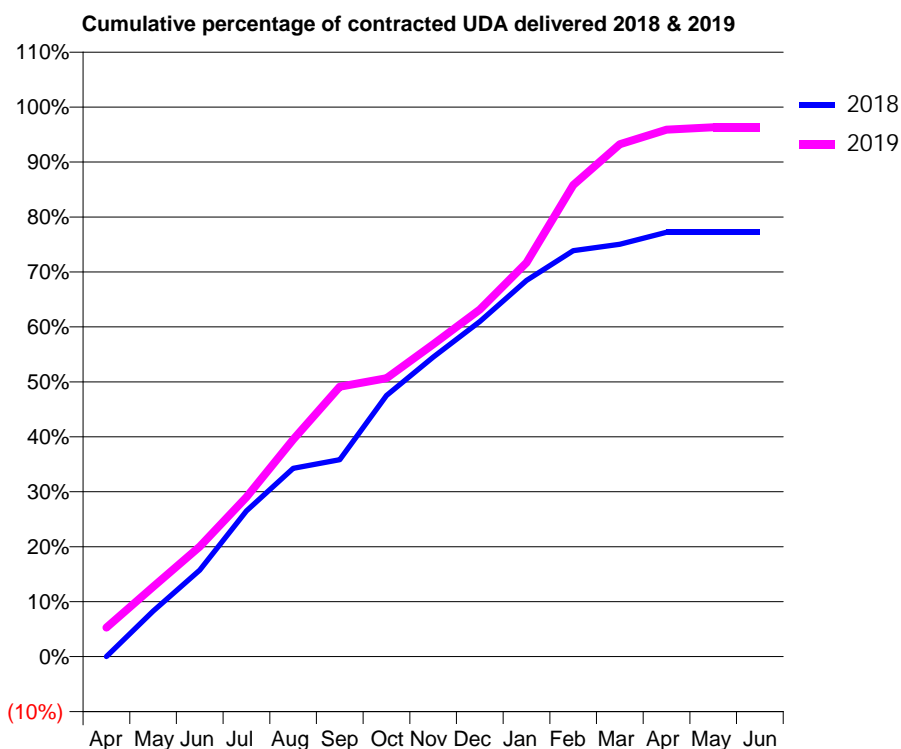
18/19 Contracted general activity (UDA)	950
Carry forward general activity (UDA)	0
18/19 Contracted orthodontic activity (UOA)	0
Carry forward orthodontic activity (UOA)	0
Baseline contract value	£21,844.13

ACCESS*

Patients seen in 24 months	Total	Change since previous quarter
Quarter ending March 2018	417	
Quarter ending June 2018	433	↑
Quarter ending September 2018	433	→
Quarter ending December 2018	405	↓
Quarter ending March 2019	419	↑
Variance since March 2018	0.5%	→



ACTIVITY



Month	Adjusted Scheduled Activity (UDA)	
	2018	2019
April	0	50
May	79	121
June	150	190
July	252	276
August	325	375
September	340	467
October	452	481
November	518	540
December	579	600
January	650	681
February	702	815
March	713	886
April	733	911
May	733	915
June	733	915

QUALITY

	Quantity	Base Number	Contract	AT	Region	England
% of FP17s for the same patient ID Re-attending within 3 months - Children	7	332	2.1%	10.0%	11.5%	11.8%
% of FP17s for the same patient ID Re-attending within 3 months - Adults	17	157	10.8%	14.5%	15.2%	15.7%
% of FP17s for the same patient ID Re-attending between 3 & 9 months - Children	160	332	48.2%	56.7%	60.2%	58.9%
% of FP17s for the same patient ID Re-attending between 3 & 9 months - Adults	69	157	43.9%	50.0%	51.8%	50.8%
% of FP17s for Band 1 Urgent Courses	40	502	8.0%	8.7%	8.1%	9.1%
% of FP17s Relating to Free Repair or Replacements	0	502	0.0%	0.7%	0.8%	0.8%
% of FP17s Relating to Continuations	2	502	0.4%	0.9%	0.9%	0.9%
% of Patients satisfied with the dentistry they have received	0	0	N/A	92.9%	92.7%	92.5%
% of Patients satisfied with the time they had to wait for an appointment	0	0	N/A	87.3%	87.4%	87.0%

* This is based on patients treated on this contract for their most recent course of treatment. Figures in italics indicate the base number of FP17s or Patient Questionnaire responses are less than 100. N/A is shown where the base number of responses is less than 10 during the period. % is calculated as Quantity/Base number*100

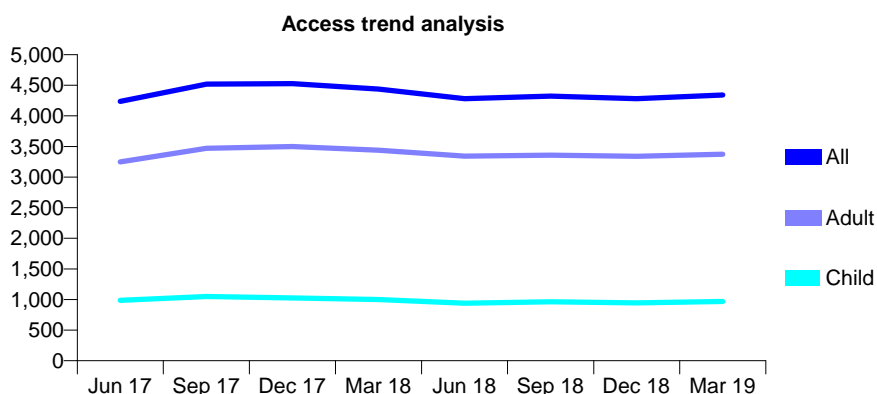
Q57 - Vital Signs At a Glance Contract Report for 198331/0001 - Year end March 2019

Name or company name	Clear Springs Dental Practice
Contract type name	GDS Contract
Purpose of contract	General
Contract start date	16/10/2015
Contract end date	

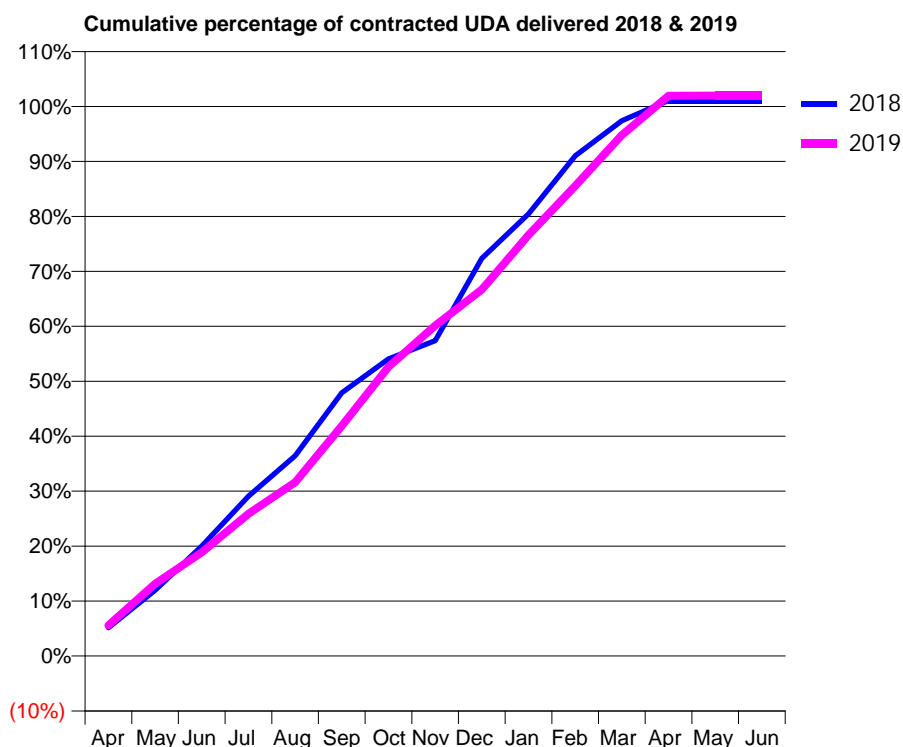
18/19 Contracted general activity (UDA)	12,445
Carry forward general activity (UDA)	-138
18/19 Contracted orthodontic activity (UOA)	0
Carry forward orthodontic activity (UOA)	0
Baseline contract value	£303,363.22

ACCESS*

Patients seen in 24 months	Total	Change since previous quarter
Quarter ending March 2018	4,440	
Quarter ending June 2018	4,283	↓
Quarter ending September 2018	4,323	→
Quarter ending December 2018	4,283	→
Quarter ending March 2019	4,342	→
Variance since March 2018	(2.2%)	↓



ACTIVITY



Month	Adjusted Scheduled Activity (UDA)	
	2018	2019
April	641	693
May	1,493	1,635
June	2,488	2,347
July	3,620	3,221
August	4,538	3,934
September	5,961	5,211
October	6,729	6,545
November	7,142	7,482
December	9,004	8,298
January	10,013	9,532
February	11,328	10,646
March	12,122	11,794
April	12,583	12,686
May	12,582	12,691
June	12,583	12,692

QUALITY

	Quantity	Base Number	Contract	AT	Region	England
% of FP17s for the same patient ID Re-attending within 3 months - Children	63	1,068	5.9%	10.0%	11.5%	11.8%
% of FP17s for the same patient ID Re-attending within 3 months - Adults	480	3,799	12.6%	14.5%	15.2%	15.7%
% of FP17s for the same patient ID Re-attending between 3 & 9 months - Children	446	1,068	41.8%	56.7%	60.2%	58.9%
% of FP17s for the same patient ID Re-attending between 3 & 9 months - Adults	1,529	3,799	40.2%	50.0%	51.8%	50.8%
% of FP17s for Band 1 Urgent Courses	180	4,956	3.6%	8.7%	8.1%	9.1%
% of FP17s Relating to Free Repair or Replacements	18	4,956	0.4%	0.7%	0.8%	0.8%
% of FP17s Relating to Continuations	38	4,956	0.8%	0.9%	0.9%	0.9%
% of Patients satisfied with the dentistry they have received	1	1	N/A	92.9%	92.7%	92.5%
% of Patients satisfied with the time they had to wait for an appointment	0	1	N/A	87.3%	87.4%	87.0%

* This is based on patients treated on this contract for their most recent course of treatment. Figures in italics indicate the base number of FP17s or Patient Questionnaire responses are less than 100. N/A is shown where the base number of responses is less than 10 during the period. % is calculated as Quantity/Base number*100

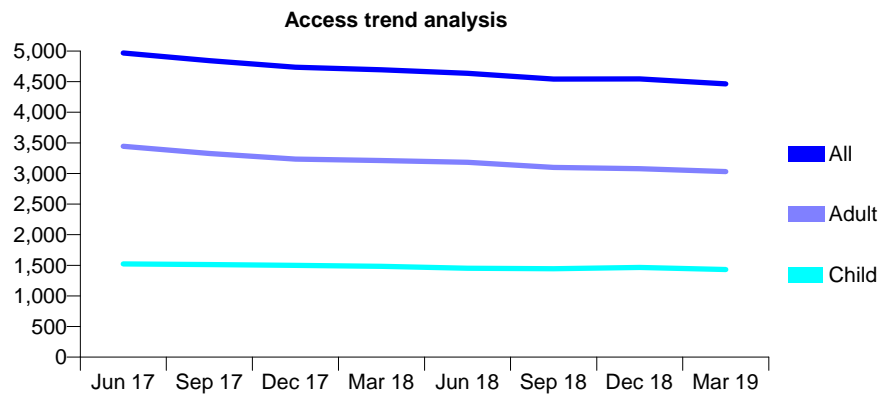
Q57 - Vital Signs At a Glance Contract Report for 198803/0001 - Year end March 2019

Name or company name	Cobbins Brook Dental Practice
Contract type name	GDS Contract
Purpose of contract	General
Contract start date	01/09/2010
Contract end date	

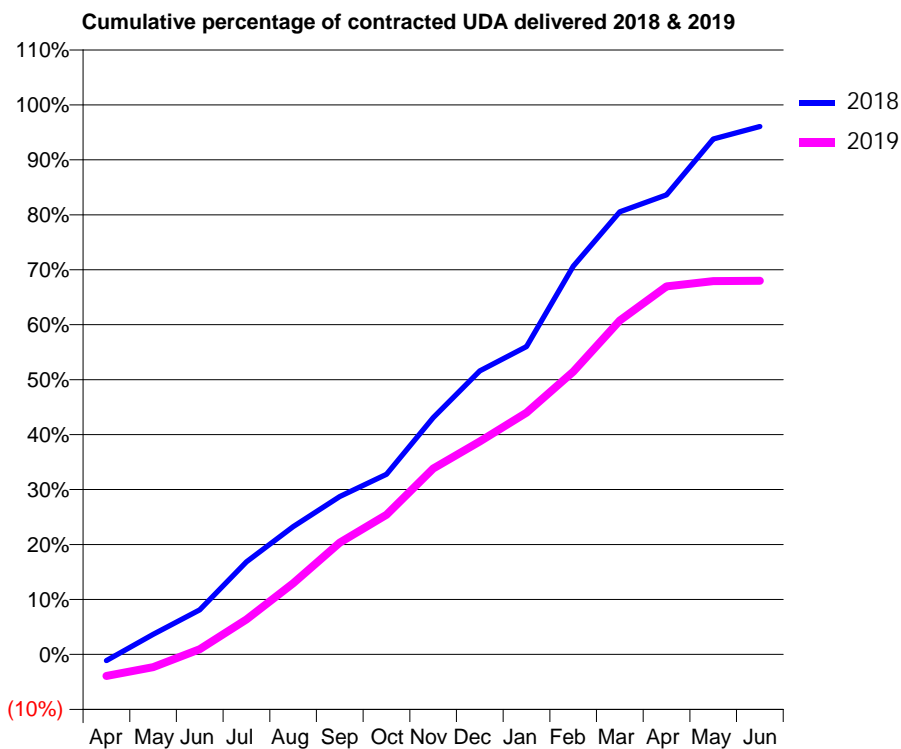
18/19 Contracted general activity (UDA)	13,689
Carry forward general activity (UDA)	539
18/19 Contracted orthodontic activity (UOA)	0
Carry forward orthodontic activity (UOA)	0
Baseline contract value	£372,254.50

ACCESS*

Patients seen in 24 months	Total	Change since previous quarter
Quarter ending March 2018	4,694	
Quarter ending June 2018	4,638	↓
Quarter ending September 2018	4,544	↓
Quarter ending December 2018	4,546	→
Quarter ending March 2019	4,463	↓
Variance since March 2018	(4.9%)	↓



ACTIVITY



Month	Adjusted Scheduled Activity (UDA)	
	2018	2019
April	-156	-539
May	500	-319
June	1,110	131
July	2,306	873
August	3,184	1,774
September	3,935	2,784
October	4,485	3,479
November	5,898	4,633
December	7,065	5,303
January	7,667	6,023
February	9,669	7,045
March	11,025	8,315
April	11,445	9,167
May	12,838	9,300
June	13,150	9,305

QUALITY

	Quantity	Base Number	Contract	AT	Region	England
% of FP17s for the same patient ID Re-attending within 3 months - Children	147	1,780	8.3%	10.0%	11.5%	11.8%
% of FP17s for the same patient ID Re-attending within 3 months - Adults	302	3,047	9.9%	14.5%	15.2%	15.7%
% of FP17s for the same patient ID Re-attending between 3 & 9 months - Children	878	1,780	49.3%	56.7%	60.2%	58.9%
% of FP17s for the same patient ID Re-attending between 3 & 9 months - Adults	1,187	3,047	39.0%	50.0%	51.8%	50.8%
% of FP17s for Band 1 Urgent Courses	263	3,694	7.1%	8.7%	8.1%	9.1%
% of FP17s Relating to Free Repair or Replacements	31	3,694	0.8%	0.7%	0.8%	0.8%
% of FP17s Relating to Continuations	16	3,694	0.4%	0.9%	0.9%	0.9%
% of Patients satisfied with the dentistry they have received	1	1	N/A	92.9%	92.7%	92.5%
% of Patients satisfied with the time they had to wait for an appointment	0	1	N/A	87.3%	87.4%	87.0%

* This is based on patients treated on this contract for their most recent course of treatment. Figures in italics indicate the base number of FP17s or Patient Questionnaire responses are less than 100. N/A is shown where the base number of responses is less than 10 during the period. % is calculated as Quantity/Base number*100

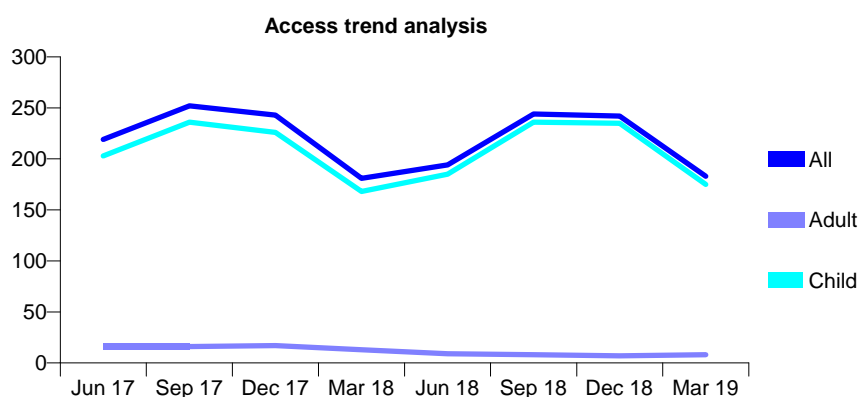
Q57 - Vital Signs At a Glance Contract Report for 199036/0001 - Year end March 2019

Name or company name	North Hill Surgery Ltd
Contract type name	GDS Contract
Purpose of contract	General
Contract start date	01/05/2010
Contract end date	

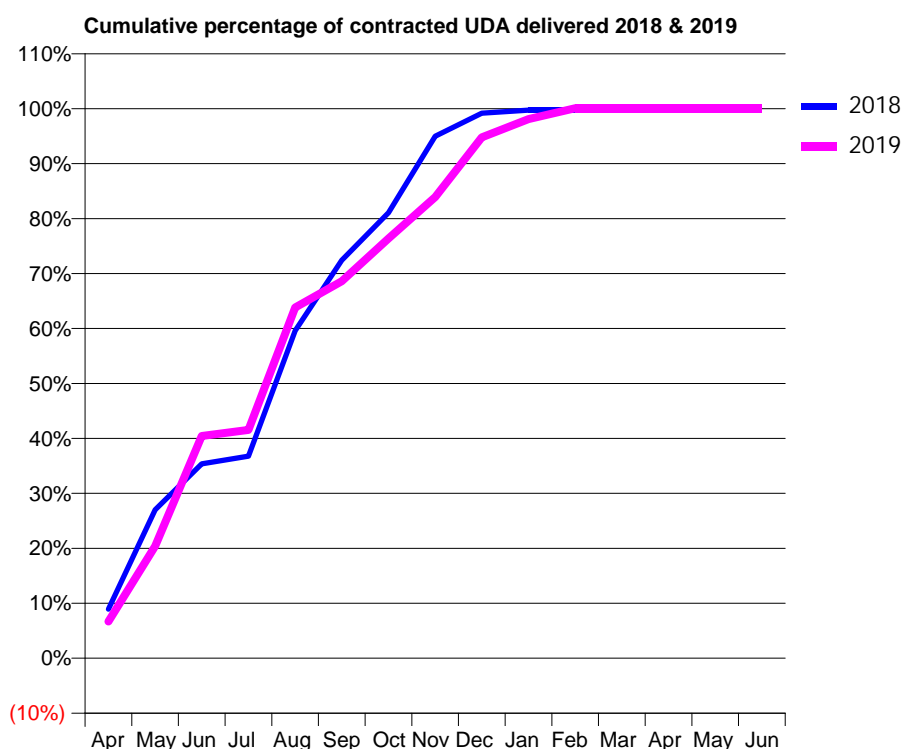
18/19 Contracted general activity (UDA)	359
Carry forward general activity (UDA)	1
18/19 Contracted orthodontic activity (UOA)	0
Carry forward orthodontic activity (UOA)	0
Baseline contract value	£12,294.89

ACCESS*

Patients seen in 24 months	Total	Change since previous quarter
Quarter ending March 2018	181	
Quarter ending June 2018	194	↑
Quarter ending September 2018	244	↑
Quarter ending December 2018	242	→
Quarter ending March 2019	183	↓
Variance since March 2018	1.1%	→



ACTIVITY



Month	Adjusted Scheduled Activity (UDA)	
	2018	2019
April	32	24
May	97	73
June	127	145
July	132	149
August	214	229
September	260	246
October	291	274
November	341	301
December	356	340
January	358	352
February	358	359
March	358	359
April	358	359
May	358	359
June	358	359

QUALITY

	Quantity	Base Number	Contract	AT	Region	England
% of FP17s for the same patient ID Re-attending within 3 months - Children	8	249	3.2%	10.0%	11.5%	11.8%
% of FP17s for the same patient ID Re-attending within 3 months - Adults	0	1	0.0%	14.5%	15.2%	15.7%
% of FP17s for the same patient ID Re-attending between 3 & 9 months - Children	56	249	22.5%	56.7%	60.2%	58.9%
% of FP17s for the same patient ID Re-attending between 3 & 9 months - Adults	0	1	0.0%	50.0%	51.8%	50.8%
% of FP17s for Band 1 Urgent Courses	1	250	0.4%	8.7%	8.1%	9.1%
% of FP17s Relating to Free Repair or Replacements	0	250	0.0%	0.7%	0.8%	0.8%
% of FP17s Relating to Continuations	3	250	1.2%	0.9%	0.9%	0.9%
% of Patients satisfied with the dentistry they have received	0	0	N/A	92.9%	92.7%	92.5%
% of Patients satisfied with the time they had to wait for an appointment	0	0	N/A	87.3%	87.4%	87.0%

* This is based on patients treated on this contract for their most recent course of treatment.

Figures in italics indicate the base number of FP17s or Patient Questionnaire responses are less than 100. N/A is shown where the base number of responses is less than 10 during the period. % is calculated as Quantity/Base number*100

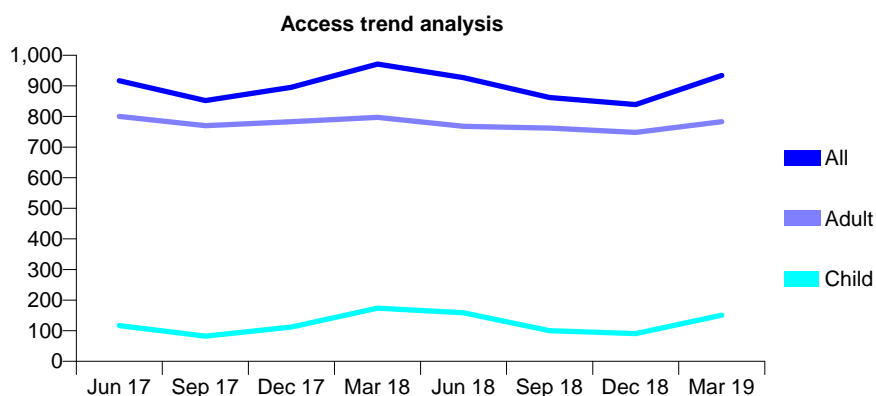
Q57 - Vital Signs At a Glance Contract Report for 199036/0002 - Year end March 2019

Name or company name	North Hill Surgery Ltd
Contract type name	GDS Contract
Purpose of contract	General
Contract start date	01/05/2010
Contract end date	

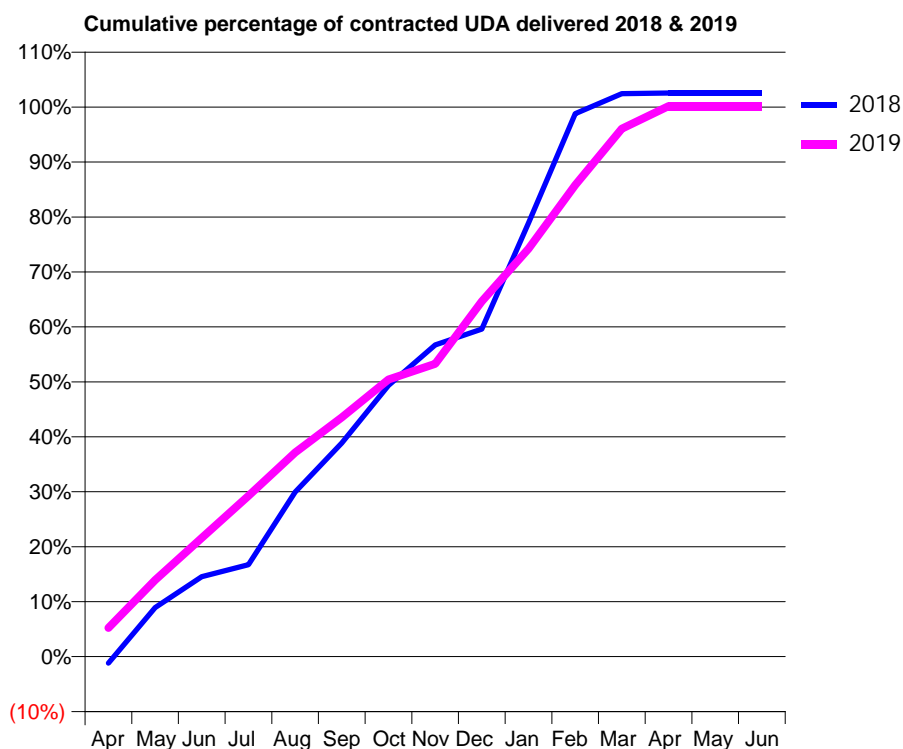
18/19 Contracted general activity (UDA)	2,500
Carry forward general activity (UDA)	-50
18/19 Contracted orthodontic activity (UOA)	0
Carry forward orthodontic activity (UOA)	0
Baseline contract value	£59,415.67

ACCESS*

Patients seen in 24 months	Total	Change since previous quarter
Quarter ending March 2018	971	
Quarter ending June 2018	927	↓
Quarter ending September 2018	862	↓
Quarter ending December 2018	839	↓
Quarter ending March 2019	934	↑
Variance since March 2018	(3.8%)	↓



ACTIVITY



Month	Adjusted Scheduled Activity (UDA)	
	2018	2019
April	-30	131
May	223	349
June	364	540
July	418	732
August	749	929
September	972	1,088
October	1,233	1,260
November	1,418	1,332
December	1,490	1,616
January	1,972	1,856
February	2,470	2,146
March	2,561	2,402
April	2,564	2,504
May	2,564	2,504
June	2,564	2,504

QUALITY

	Quantity	Base Number	Contract	AT	Region	England
% of FP17s for the same patient ID Re-attending within 3 months - Children	6	112	5.4%	10.0%	11.5%	11.8%
% of FP17s for the same patient ID Re-attending within 3 months - Adults	58	735	7.9%	14.5%	15.2%	15.7%
% of FP17s for the same patient ID Re-attending between 3 & 9 months - Children	5	112	4.5%	56.7%	60.2%	58.9%
% of FP17s for the same patient ID Re-attending between 3 & 9 months - Adults	248	735	33.7%	50.0%	51.8%	50.8%
% of FP17s for Band 1 Urgent Courses	74	877	8.4%	8.7%	8.1%	9.1%
% of FP17s Relating to Free Repair or Replacements	12	877	1.4%	0.7%	0.8%	0.8%
% of FP17s Relating to Continuations	16	877	1.8%	0.9%	0.9%	0.9%
% of Patients satisfied with the dentistry they have received	2	2	N/A	92.9%	92.7%	92.5%
% of Patients satisfied with the time they had to wait for an appointment	2	2	N/A	87.3%	87.4%	87.0%

* This is based on patients treated on this contract for their most recent course of treatment. Figures in italics indicate the base number of FP17s or Patient Questionnaire responses are less than 100. N/A is shown where the base number of responses is less than 10 during the period. % is calculated as Quantity/Base number*100

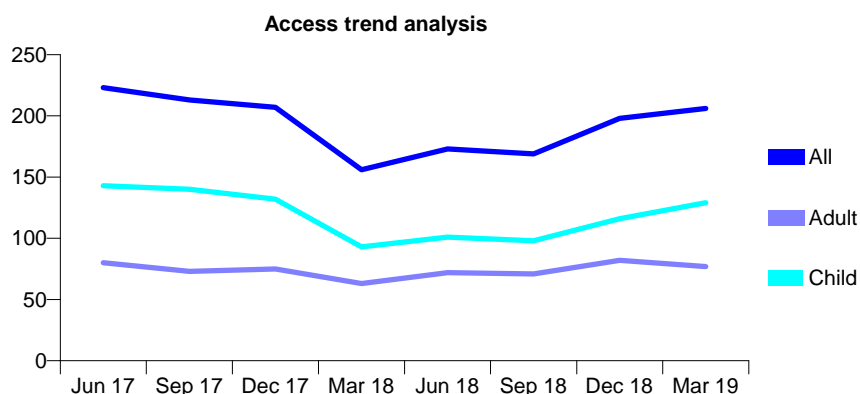
Q57 - Vital Signs At a Glance Contract Report for 199036/0003 - Year end March 2019

Name or company name	North Hill Surgery Ltd
Contract type name	GDS Contract
Purpose of contract	General
Contract start date	01/05/2010
Contract end date	

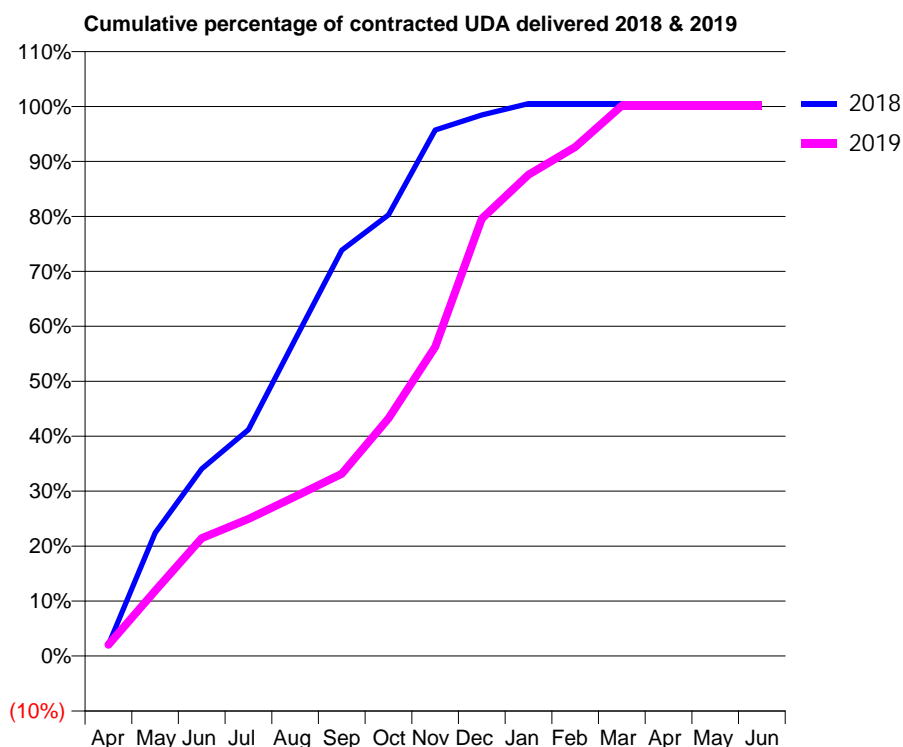
18/19 Contracted general activity (UDA)	438
Carry forward general activity (UDA)	-2
18/19 Contracted orthodontic activity (UOA)	0
Carry forward orthodontic activity (UOA)	0
Baseline contract value	£20,635.46

ACCESS*

Patients seen in 24 months	Total	Change since previous quarter
Quarter ending March 2018	156	
Quarter ending June 2018	173	↑
Quarter ending September 2018	169	↓
Quarter ending December 2018	198	↑
Quarter ending March 2019	206	↑
Variance since March 2018	32.1%	↑



ACTIVITY



Month	Adjusted Scheduled Activity (UDA)	
	2018	2019
April	9	9
May	98	52
June	149	94
July	180	109
August	252	127
September	323	145
October	352	189
November	419	246
December	431	349
January	440	384
February	440	406
March	440	439
April	440	439
May	440	439
June	440	439

QUALITY

	Quantity	Base Number	Contract	AT	Region	England
% of FP17s for the same patient ID Re-attending within 3 months - Children	5	169	3.0%	10.0%	11.5%	11.8%
% of FP17s for the same patient ID Re-attending within 3 months - Adults	7	72	9.7%	14.5%	15.2%	15.7%
% of FP17s for the same patient ID Re-attending between 3 & 9 months - Children	46	169	27.2%	56.7%	60.2%	58.9%
% of FP17s for the same patient ID Re-attending between 3 & 9 months - Adults	9	72	12.5%	50.0%	51.8%	50.8%
% of FP17s for Band 1 Urgent Courses	3	239	1.3%	8.7%	8.1%	9.1%
% of FP17s Relating to Free Repair or Replacements	0	239	0.0%	0.7%	0.8%	0.8%
% of FP17s Relating to Continuations	2	239	0.8%	0.9%	0.9%	0.9%
% of Patients satisfied with the dentistry they have received	0	0	N/A	92.9%	92.7%	92.5%
% of Patients satisfied with the time they had to wait for an appointment	0	0	N/A	87.3%	87.4%	87.0%

* This is based on patients treated on this contract for their most recent course of treatment. Figures in italics indicate the base number of FP17s or Patient Questionnaire responses are less than 100. N/A is shown where the base number of responses is less than 10 during the period. % is calculated as Quantity/Base number*100

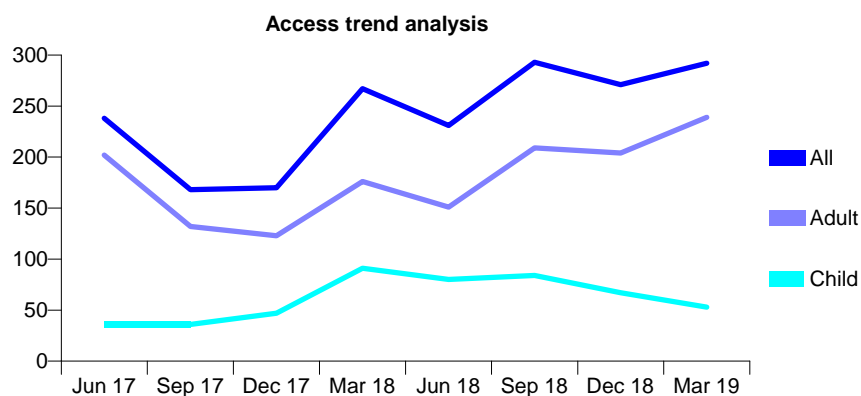
Q57 - Vital Signs At a Glance Contract Report for 199036/0004 - Year end March 2019

Name or company name	North Hill Surgery Ltd
Contract type name	GDS Contract
Purpose of contract	General
Contract start date	01/05/2010
Contract end date	

18/19 Contracted general activity (UDA)	500
Carry forward general activity (UDA)	4
18/19 Contracted orthodontic activity (UOA)	0
Carry forward orthodontic activity (UOA)	0
Baseline contract value	£11,823.61

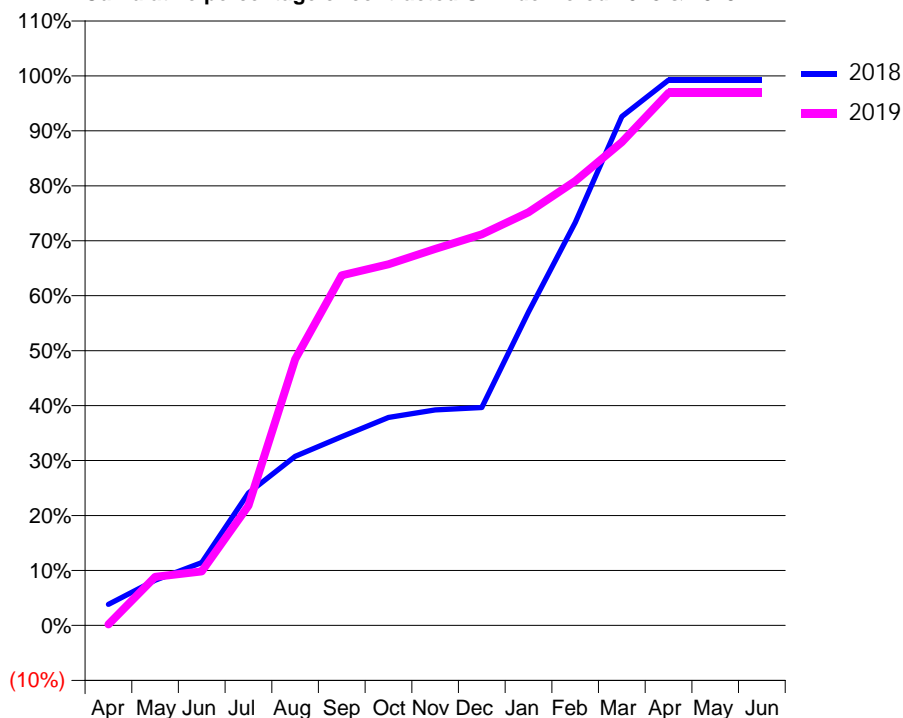
ACCESS*

Patients seen in 24 months	Total	Change since previous quarter
Quarter ending March 2018	267	
Quarter ending June 2018	231	↓
Quarter ending September 2018	293	↑
Quarter ending December 2018	271	↓
Quarter ending March 2019	292	↑
Variance since March 2018	9.4%	↑



ACTIVITY

Cumulative percentage of contracted UDA delivered 2018 & 2019



QUALITY

	Quantity	Base Number	Contract	AT	Region	England
% of FP17s for the same patient ID Re-attending within 3 months - Children	2	68	2.9%	10.0%	11.5%	11.8%
% of FP17s for the same patient ID Re-attending within 3 months - Adults	9	215	4.2%	14.5%	15.2%	15.7%
% of FP17s for the same patient ID Re-attending between 3 & 9 months - Children	22	68	32.4%	56.7%	60.2%	58.9%
% of FP17s for the same patient ID Re-attending between 3 & 9 months - Adults	34	215	15.8%	50.0%	51.8%	50.8%
% of FP17s for Band 1 Urgent Courses	18	278	6.5%	8.7%	8.1%	9.1%
% of FP17s Relating to Free Repair or Replacements	0	278	0.0%	0.7%	0.8%	0.8%
% of FP17s Relating to Continuations	3	278	1.1%	0.9%	0.9%	0.9%
% of Patients satisfied with the dentistry they have received	0	0	N/A	92.9%	92.7%	92.5%
% of Patients satisfied with the time they had to wait for an appointment	0	0	N/A	87.3%	87.4%	87.0%

* This is based on patients treated on this contract for their most recent course of treatment. Figures in italics indicate the base number of FP17s or Patient Questionnaire responses are less than 100. N/A is shown where the base number of responses is less than 10 during the period. % is calculated as Quantity/Base number*100

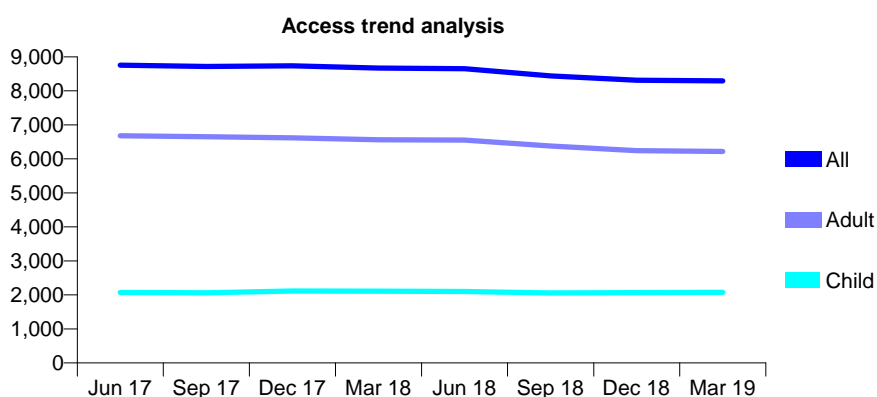
Q57 - Vital Signs At a Glance Contract Report for 199559/0002 - Year end March 2019

Name or company name	Parmar Dental
Contract type name	GDS Contract
Purpose of contract	General
Contract start date	23/08/2011
Contract end date	

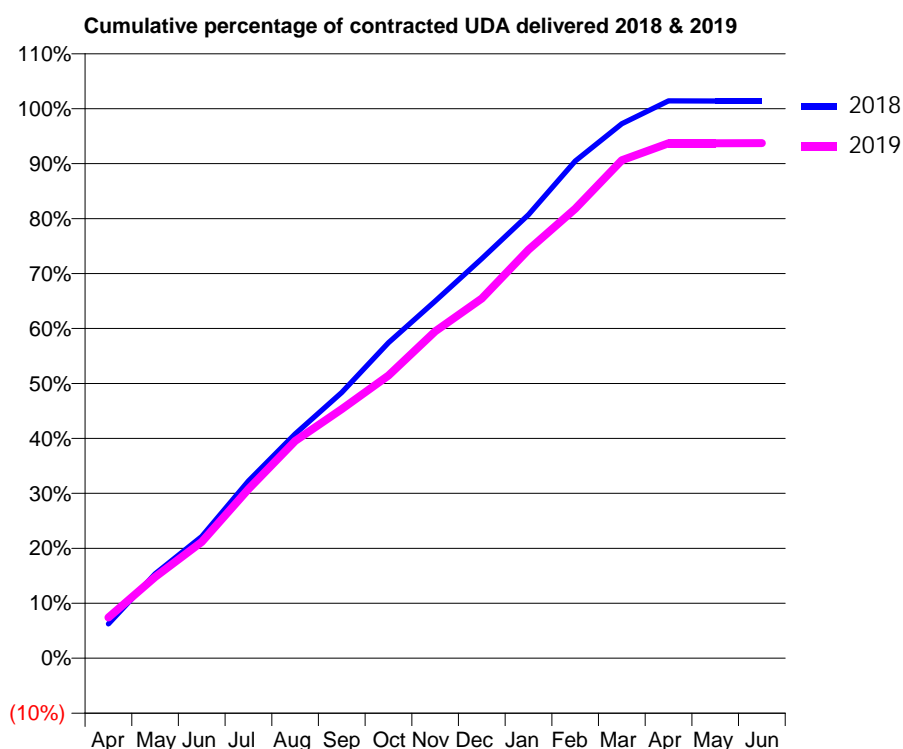
18/19 Contracted general activity (UDA)	24,128
Carry forward general activity (UDA)	-338
18/19 Contracted orthodontic activity (UOA)	0
Carry forward orthodontic activity (UOA)	0
Baseline contract value	£626,551.40

ACCESS*

Patients seen in 24 months	Total	Change since previous quarter
Quarter ending March 2018	8,674	
Quarter ending June 2018	8,651	→
Quarter ending September 2018	8,441	↓
Quarter ending December 2018	8,311	↓
Quarter ending March 2019	8,297	→
Variance since March 2018	(4.3%)	↓



ACTIVITY



Month	Adjusted Scheduled Activity (UDA)	
	2018	2019
April	1,507	1,788
May	3,710	3,570
June	5,342	5,108
July	7,784	7,428
August	9,854	9,538
September	11,664	10,936
October	13,851	12,415
November	15,684	14,352
December	17,545	15,793
January	19,470	17,937
February	21,830	19,736
March	23,465	21,863
April	24,469	22,610
May	24,468	22,612
June	24,466	22,616

QUALITY

	Quantity	Base Number	Contract	AT	Region	England
% of FP17s for the same patient ID Re-attending within 3 months - Children	284	3,337	8.5%	10.0%	11.5%	11.8%
% of FP17s for the same patient ID Re-attending within 3 months - Adults	1,421	9,365	15.2%	14.5%	15.2%	15.7%
% of FP17s for the same patient ID Re-attending between 3 & 9 months - Children	2,124	3,337	63.6%	56.7%	60.2%	58.9%
% of FP17s for the same patient ID Re-attending between 3 & 9 months - Adults	5,708	9,365	61.0%	50.0%	51.8%	50.8%
% of FP17s for Band 1 Urgent Courses	1,329	12,579	10.6%	8.7%	8.1%	9.1%
% of FP17s Relating to Free Repair or Replacements	111	12,579	0.9%	0.7%	0.8%	0.8%
% of FP17s Relating to Continuations	41	12,579	0.3%	0.9%	0.9%	0.9%
% of Patients satisfied with the dentistry they have received	2	2	N/A	92.9%	92.7%	92.5%
% of Patients satisfied with the time they had to wait for an appointment	2	2	N/A	87.3%	87.4%	87.0%

* This is based on patients treated on this contract for their most recent course of treatment.

Figures in italics indicate the base number of FP17s or Patient Questionnaire responses are less than 100. N/A is shown where the base number of responses is less than 10 during the period. % is calculated as Quantity/Base number*100

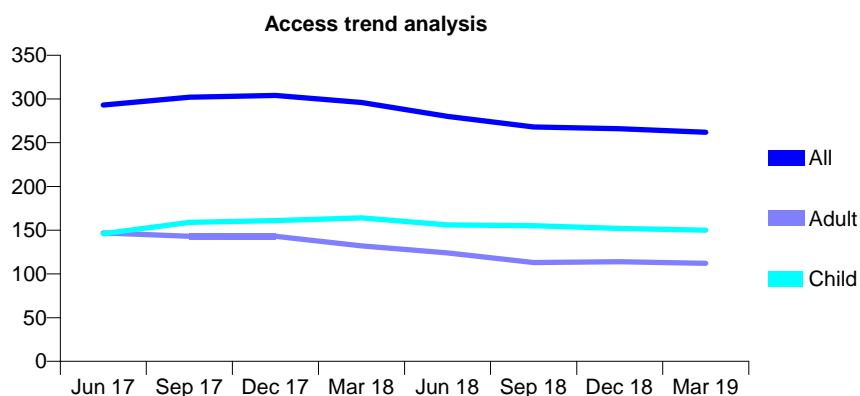
Q57 - Vital Signs At a Glance Contract Report for 205230/0002 - Year end March 2019

Name or company name	Oakmor Dental Centre
Contract type name	GDS Contract
Purpose of contract	General
Contract start date	05/05/2011
Contract end date	

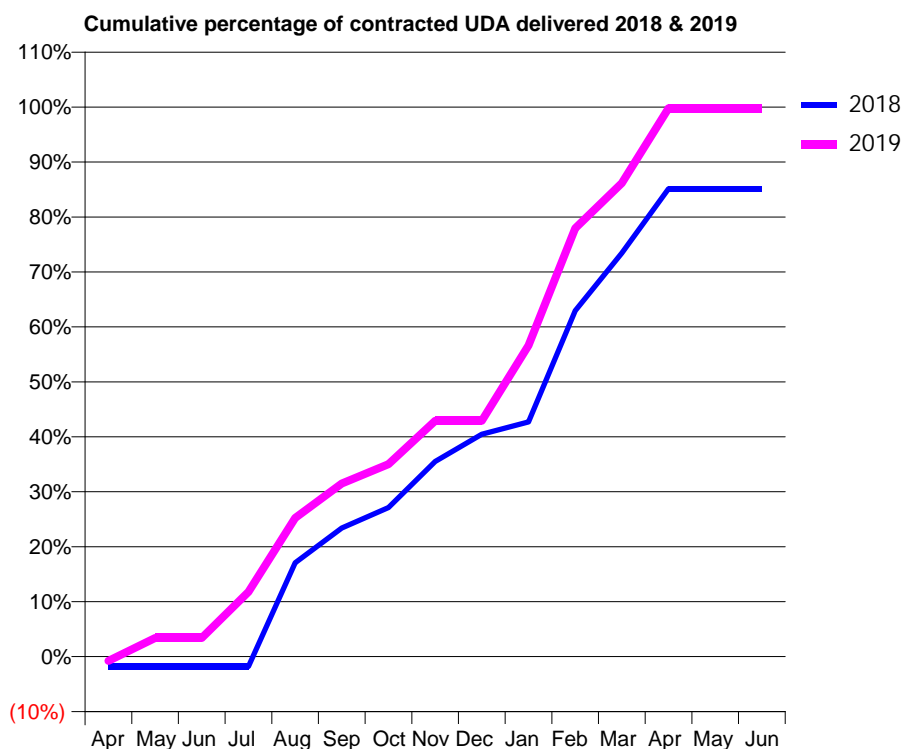
18/19 Contracted general activity (UDA)	888
Carry forward general activity (UDA)	7
18/19 Contracted orthodontic activity (UOA)	0
Carry forward orthodontic activity (UOA)	0
Baseline contract value	£20,186.17

ACCESS*

Patients seen in 24 months	Total	Change since previous quarter
Quarter ending March 2018	296	
Quarter ending June 2018	280	↓
Quarter ending September 2018	268	↓
Quarter ending December 2018	266	→
Quarter ending March 2019	262	↓
Variance since March 2018	(11.5%)	↓



ACTIVITY



Month	Adjusted Scheduled Activity (UDA)	
	2018	2019
April	-16	-7
May	-16	30
June	-16	30
July	-16	105
August	152	224
September	208	280
October	241	311
November	315	381
December	359	381
January	379	503
February	559	692
March	652	765
April	756	886
May	756	886
June	756	886

QUALITY

	Quantity	Base Number	Contract	AT	Region	England
% of FP17s for the same patient ID Re-attending within 3 months - Children	17	261	6.5%	10.0%	11.5%	11.8%
% of FP17s for the same patient ID Re-attending within 3 months - Adults	28	154	18.2%	14.5%	15.2%	15.7%
% of FP17s for the same patient ID Re-attending between 3 & 9 months - Children	196	261	75.1%	56.7%	60.2%	58.9%
% of FP17s for the same patient ID Re-attending between 3 & 9 months - Adults	94	154	61.0%	50.0%	51.8%	50.8%
% of FP17s for Band 1 Urgent Courses	16	412	3.9%	8.7%	8.1%	9.1%
% of FP17s Relating to Free Repair or Replacements	2	412	0.5%	0.7%	0.8%	0.8%
% of FP17s Relating to Continuations	3	412	0.7%	0.9%	0.9%	0.9%
% of Patients satisfied with the dentistry they have received	0	0	N/A	92.9%	92.7%	92.5%
% of Patients satisfied with the time they had to wait for an appointment	0	0	N/A	87.3%	87.4%	87.0%

* This is based on patients treated on this contract for their most recent course of treatment. Figures in italics indicate the base number of FP17s or Patient Questionnaire responses are less than 100. N/A is shown where the base number of responses is less than 10 during the period. % is calculated as Quantity/Base number*100

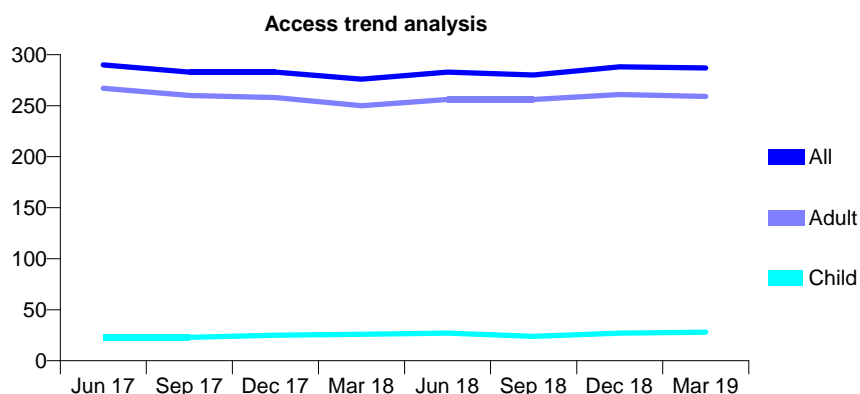
Q57 - Vital Signs At a Glance Contract Report for 207837/0002 - Year end March 2019

Name or company name	MR RK DESAI
Contract type name	GDS Contract
Purpose of contract	General
Contract start date	01/04/2006
Contract end date	

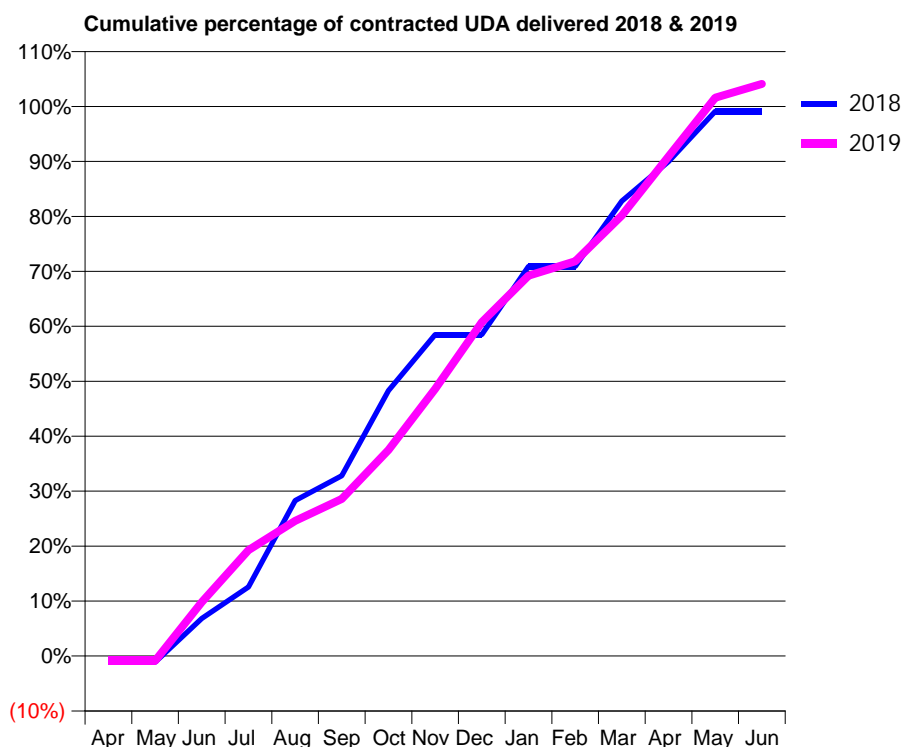
18/19 Contracted general activity (UDA)	800
Carry forward general activity (UDA)	7
18/19 Contracted orthodontic activity (UOA)	0
Carry forward orthodontic activity (UOA)	0
Baseline contract value	£25,189.61

ACCESS*

Patients seen in 24 months	Total	Change since previous quarter
Quarter ending March 2018	276	
Quarter ending June 2018	283	↑
Quarter ending September 2018	280	↓
Quarter ending December 2018	288	↑
Quarter ending March 2019	287	→
Variance since March 2018	4.0%	↑



ACTIVITY



Month	Adjusted Scheduled Activity (UDA)	
	2018	2019
April	-9	-7
May	-9	-7
June	55	78
July	100	154
August	226	197
September	263	229
October	386	300
November	468	389
December	468	486
January	567	554
February	567	575
March	662	641
April	720	727
May	793	813
June	793	833

QUALITY

	Quantity	Base Number	Contract	AT	Region	England
% of FP17s for the same patient ID Re-attending within 3 months - Children	1	24	4.2%	10.0%	11.5%	11.8%
% of FP17s for the same patient ID Re-attending within 3 months - Adults	36	301	12.0%	14.5%	15.2%	15.7%
% of FP17s for the same patient ID Re-attending between 3 & 9 months - Children	2	24	8.3%	56.7%	60.2%	58.9%
% of FP17s for the same patient ID Re-attending between 3 & 9 months - Adults	110	301	36.5%	50.0%	51.8%	50.8%
% of FP17s for Band 1 Urgent Courses	109	356	30.6%	8.7%	8.1%	9.1%
% of FP17s Relating to Free Repair or Replacements	15	356	4.2%	0.7%	0.8%	0.8%
% of FP17s Relating to Continuations	7	356	2.0%	0.9%	0.9%	0.9%
% of Patients satisfied with the dentistry they have received	0	0	N/A	92.9%	92.7%	92.5%
% of Patients satisfied with the time they had to wait for an appointment	0	0	N/A	87.3%	87.4%	87.0%

* This is based on patients treated on this contract for their most recent course of treatment. Figures in italics indicate the base number of FP17s or Patient Questionnaire responses are less than 100. N/A is shown where the base number of responses is less than 10 during the period. % is calculated as Quantity/Base number*100

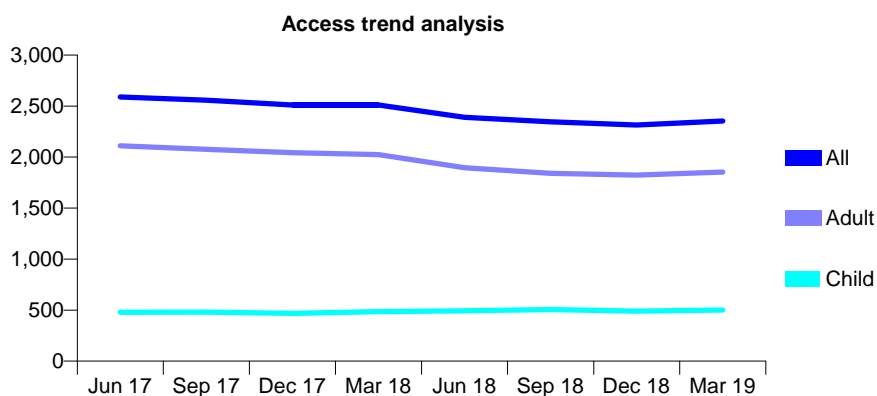
Q57 - Vital Signs At a Glance Contract Report for 209708/0001 - Year end March 2019

Name or company name	Dedham Dental Surgery
Contract type name	GDS Contract
Purpose of contract	General
Contract start date	01/04/2006
Contract end date	

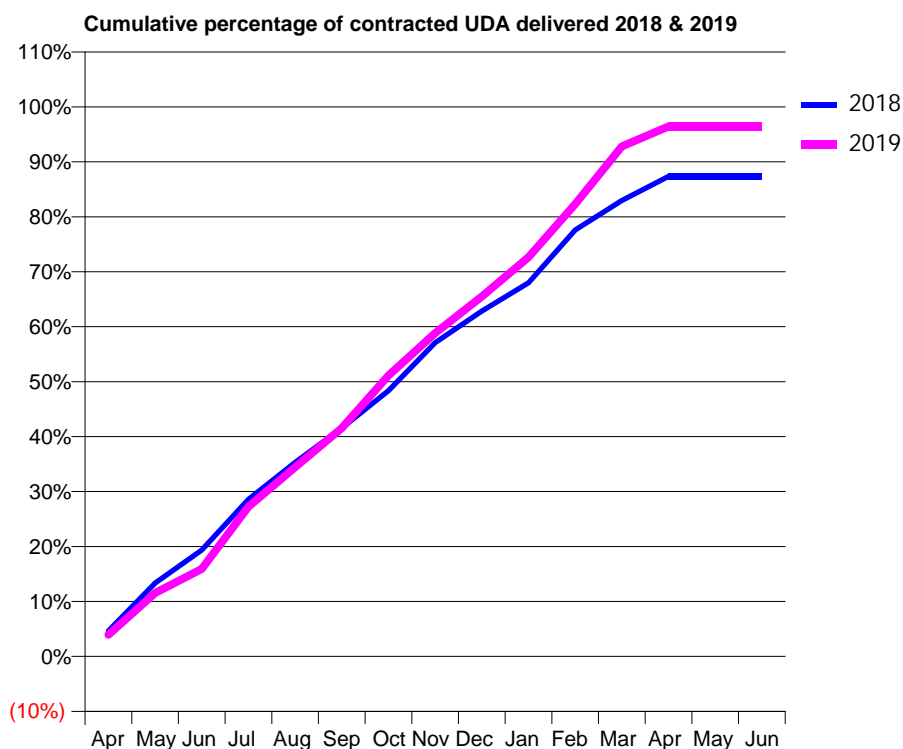
18/19 Contracted general activity (UDA)	6,426
Carry forward general activity (UDA)	0
18/19 Contracted orthodontic activity (UOA)	0
Carry forward orthodontic activity (UOA)	0
Baseline contract value	£194,254.14

ACCESS*

Patients seen in 24 months	Total	Change since previous quarter
Quarter ending March 2018	2,510	
Quarter ending June 2018	2,390	↓
Quarter ending September 2018	2,346	↓
Quarter ending December 2018	2,315	↓
Quarter ending March 2019	2,354	→
Variance since March 2018	(6.2%)	↓



ACTIVITY



Month	Adjusted Scheduled Activity (UDA)	
	2018	2019
April	299	254
May	859	742
June	1,243	1,023
July	1,836	1,750
August	2,269	2,214
September	2,670	2,668
October	3,107	3,285
November	3,669	3,781
December	4,037	4,208
January	4,368	4,669
February	4,986	5,291
March	5,331	5,963
April	5,613	6,197
May	5,614	6,197
June	5,614	6,197

QUALITY

	Quantity	Base Number	Contract	AT	Region	England
% of FP17s for the same patient ID Re-attending within 3 months - Children	30	763	3.9%	10.0%	11.5%	11.8%
% of FP17s for the same patient ID Re-attending within 3 months - Adults	385	2,885	13.3%	14.5%	15.2%	15.7%
% of FP17s for the same patient ID Re-attending between 3 & 9 months - Children	438	763	57.4%	56.7%	60.2%	58.9%
% of FP17s for the same patient ID Re-attending between 3 & 9 months - Adults	1,644	2,885	57.0%	50.0%	51.8%	50.8%
% of FP17s for Band 1 Urgent Courses	168	3,592	4.7%	8.7%	8.1%	9.1%
% of FP17s Relating to Free Repair or Replacements	33	3,592	0.9%	0.7%	0.8%	0.8%
% of FP17s Relating to Continuations	0	3,592	0.0%	0.9%	0.9%	0.9%
% of Patients satisfied with the dentistry they have received	2	3	N/A	92.9%	92.7%	92.5%
% of Patients satisfied with the time they had to wait for an appointment	2	3	N/A	87.3%	87.4%	87.0%

* This is based on patients treated on this contract for their most recent course of treatment. Figures in italics indicate the base number of FP17s or Patient Questionnaire responses are less than 100. N/A is shown where the base number of responses is less than 10 during the period. % is calculated as Quantity/Base number*100

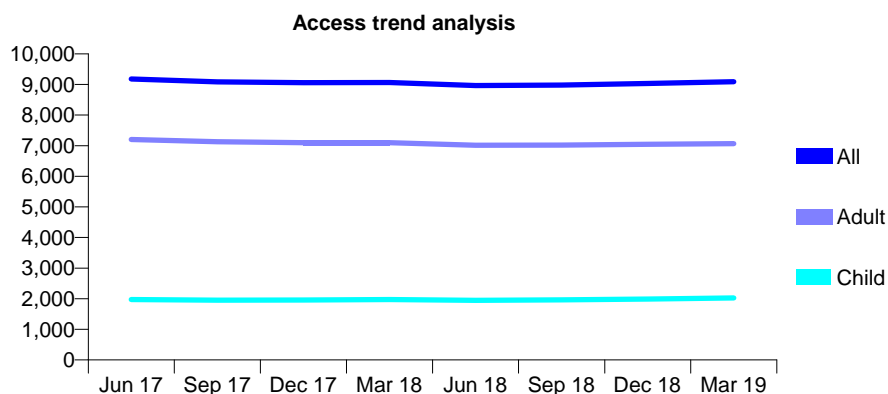
Q57 - Vital Signs At a Glance Contract Report for 219045/0001 - Year end March 2019

Name or company name	MR PJ POWER
Contract type name	GDS Contract
Purpose of contract	General
Contract start date	01/04/2006
Contract end date	

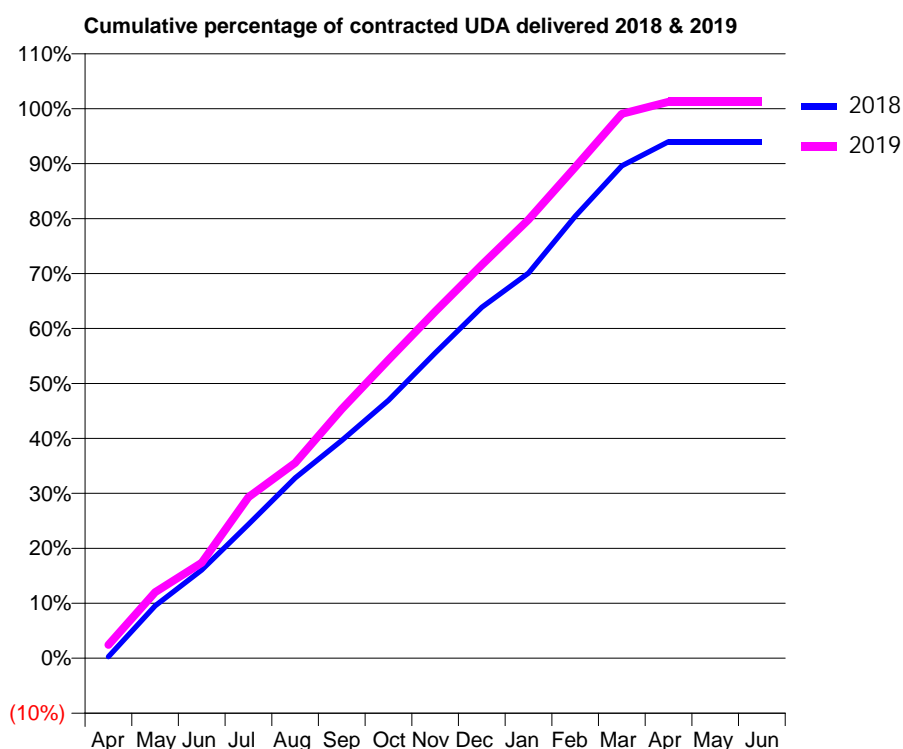
18/19 Contracted general activity (UDA)	26,541
Carry forward general activity (UDA)	0
18/19 Contracted orthodontic activity (UOA)	0
Carry forward orthodontic activity (UOA)	0
Baseline contract value	£757,210.76

ACCESS*

Patients seen in 24 months	Total	Change since previous quarter
Quarter ending March 2018	9,067	
Quarter ending June 2018	8,964	↓
Quarter ending September 2018	8,978	→
Quarter ending December 2018	9,033	→
Quarter ending March 2019	9,091	→
Variance since March 2018	0.3%	→



ACTIVITY



Month	Adjusted Scheduled Activity (UDA)	
	2018	2019
April	72	645
May	2,535	3,191
June	4,260	4,618
July	6,471	7,775
August	8,704	9,433
September	10,517	12,031
October	12,451	14,409
November	14,744	16,739
December	16,948	19,000
January	18,601	21,183
February	21,345	23,718
March	23,785	26,293
April	24,950	26,875
May	24,947	26,876
June	24,947	26,876

QUALITY

	Quantity	Base Number	Contract	AT	Region	England
% of FP17s for the same patient ID Re-attending within 3 months - Children	192	3,079	6.2%	10.0%	11.5%	11.8%
% of FP17s for the same patient ID Re-attending within 3 months - Adults	1,632	10,566	15.4%	14.5%	15.2%	15.7%
% of FP17s for the same patient ID Re-attending between 3 & 9 months - Children	1,841	3,079	59.8%	56.7%	60.2%	58.9%
% of FP17s for the same patient ID Re-attending between 3 & 9 months - Adults	5,468	10,566	51.8%	50.0%	51.8%	50.8%
% of FP17s for Band 1 Urgent Courses	1,700	13,456	12.6%	8.7%	8.1%	9.1%
% of FP17s Relating to Free Repair or Replacements	69	13,456	0.5%	0.7%	0.8%	0.8%
% of FP17s Relating to Continuations	60	13,456	0.4%	0.9%	0.9%	0.9%
% of Patients satisfied with the dentistry they have received	7	7	N/A	92.9%	92.7%	92.5%
% of Patients satisfied with the time they had to wait for an appointment	7	7	N/A	87.3%	87.4%	87.0%

* This is based on patients treated on this contract for their most recent course of treatment.

Figures in italics indicate the base number of FP17s or Patient Questionnaire responses are less than 100. N/A is shown where the base number of responses is less than 10 during the period. % is calculated as Quantity/Base number*100

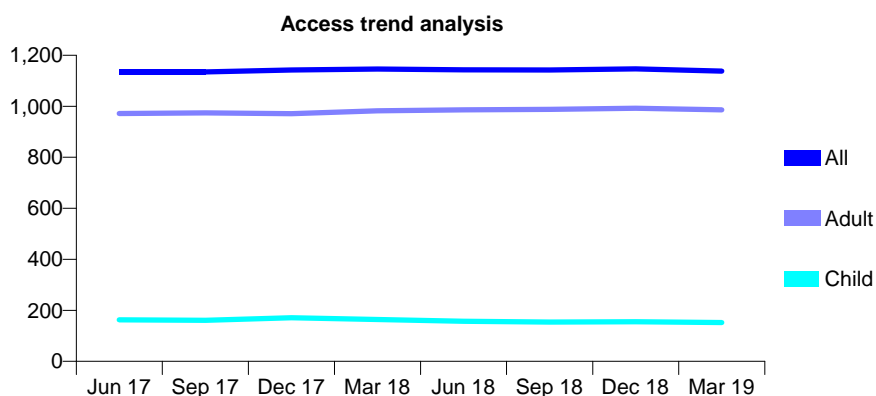
Q57 - Vital Signs At a Glance Contract Report for 22051/0001 - Year end March 2019

Name or company name	MRS SA RANKIN
Contract type name	GDS Contract
Purpose of contract	General
Contract start date	01/04/2006
Contract end date	

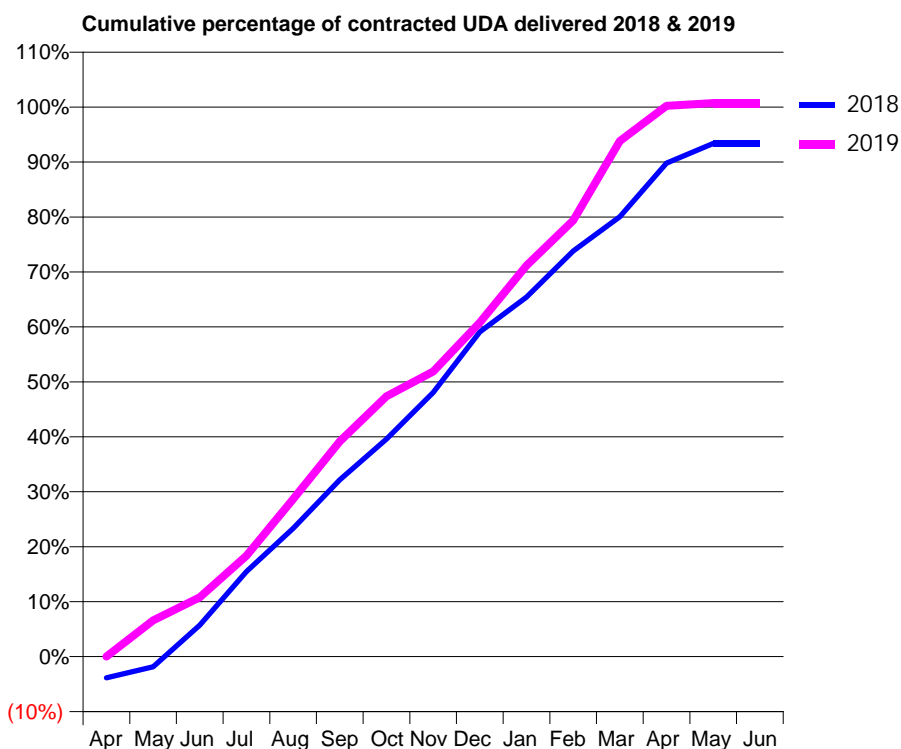
18/19 Contracted general activity (UDA)	3,735
Carry forward general activity (UDA)	0
18/19 Contracted orthodontic activity (UOA)	0
Carry forward orthodontic activity (UOA)	0
Baseline contract value	£83,612.10

ACCESS*

Patients seen in 24 months	Total	Change since previous quarter
Quarter ending March 2018	1,146	
Quarter ending June 2018	1,143	→
Quarter ending September 2018	1,142	→
Quarter ending December 2018	1,147	→
Quarter ending March 2019	1,138	→
Variance since March 2018	(0.7%)	→



ACTIVITY



Month	Adjusted Scheduled Activity (UDA)	
	2018	2019
April	-145	0
May	-71	246
June	213	403
July	579	685
August	872	1,071
September	1,201	1,462
October	1,479	1,769
November	1,795	1,937
December	2,206	2,271
January	2,444	2,658
February	2,757	2,964
March	2,990	3,503
April	3,354	3,744
May	3,488	3,762
June	3,488	3,762

QUALITY

	Quantity	Base Number	Contract	AT	Region	England
% of FP17s for the same patient ID Re-attending within 3 months - Children	7	203	3.4%	10.0%	11.5%	11.8%
% of FP17s for the same patient ID Re-attending within 3 months - Adults	253	1,421	17.8%	14.5%	15.2%	15.7%
% of FP17s for the same patient ID Re-attending between 3 & 9 months - Children	108	203	53.2%	56.7%	60.2%	58.9%
% of FP17s for the same patient ID Re-attending between 3 & 9 months - Adults	573	1,421	40.3%	50.0%	51.8%	50.8%
% of FP17s for Band 1 Urgent Courses	129	1,497	8.6%	8.7%	8.1%	9.1%
% of FP17s Relating to Free Repair or Replacements	40	1,497	2.7%	0.7%	0.8%	0.8%
% of FP17s Relating to Continuations	46	1,497	3.1%	0.9%	0.9%	0.9%
% of Patients satisfied with the dentistry they have received	0	0	N/A	92.9%	92.7%	92.5%
% of Patients satisfied with the time they had to wait for an appointment	0	0	N/A	87.3%	87.4%	87.0%

* This is based on patients treated on this contract for their most recent course of treatment. Figures in italics indicate the base number of FP17s or Patient Questionnaire responses are less than 100. N/A is shown where the base number of responses is less than 10 during the period. % is calculated as Quantity/Base number*100

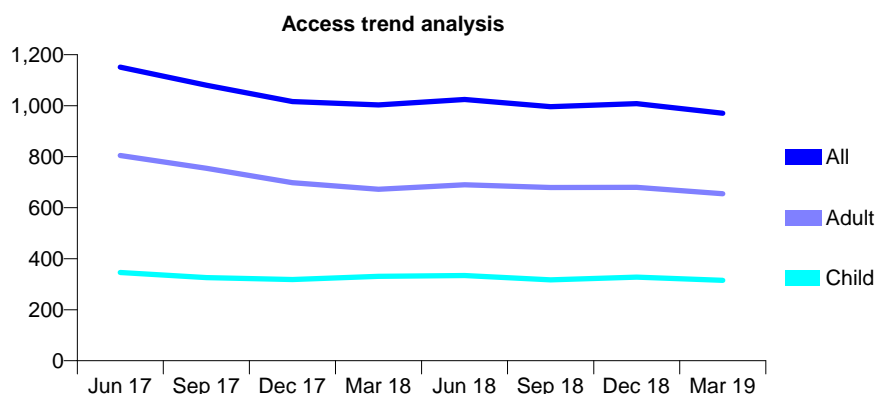
Q57 - Vital Signs At a Glance Contract Report for 221694/0001 - Year end March 2019

Name or company name	MR MP GOODCHILD
Contract type name	GDS Contract
Purpose of contract	General
Contract start date	01/04/2006
Contract end date	

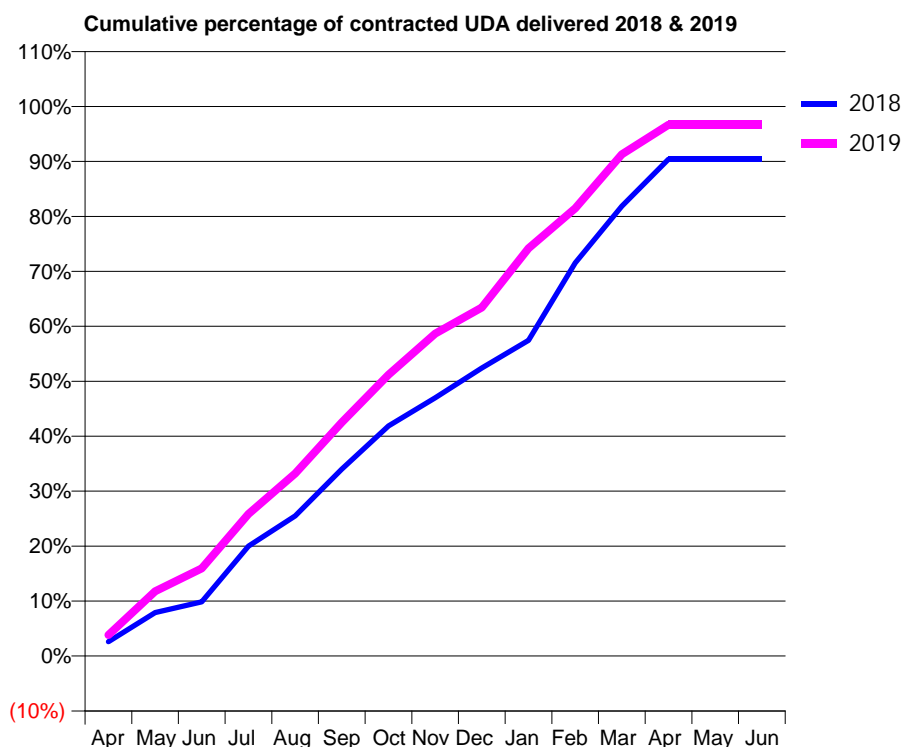
18/19 Contracted general activity (UDA)	2,861
Carry forward general activity (UDA)	0
18/19 Contracted orthodontic activity (UOA)	0
Carry forward orthodontic activity (UOA)	0
Baseline contract value	£72,402.30

ACCESS*

Patients seen in 24 months	Total	Change since previous quarter
Quarter ending March 2018	1,003	
Quarter ending June 2018	1,024	↑
Quarter ending September 2018	996	↓
Quarter ending December 2018	1,008	→
Quarter ending March 2019	970	↓
Variance since March 2018	(3.3%)	↓



ACTIVITY



Month	Adjusted Scheduled Activity (UDA)	
	2018	2019
April	75	110
May	226	337
June	282	456
July	572	740
August	730	950
September	973	1,216
October	1,198	1,465
November	1,344	1,678
December	1,499	1,815
January	1,644	2,123
February	2,047	2,331
March	2,341	2,612
April	2,586	2,766
May	2,586	2,766
June	2,586	2,766

QUALITY

	Quantity	Base Number	Contract	AT	Region	England
% of FP17s for the same patient ID Re-attending within 3 months - Children	24	455	5.3%	10.0%	11.5%	11.8%
% of FP17s for the same patient ID Re-attending within 3 months - Adults	102	809	12.6%	14.5%	15.2%	15.7%
% of FP17s for the same patient ID Re-attending between 3 & 9 months - Children	267	455	58.7%	56.7%	60.2%	58.9%
% of FP17s for the same patient ID Re-attending between 3 & 9 months - Adults	362	809	44.7%	50.0%	51.8%	50.8%
% of FP17s for Band 1 Urgent Courses	113	1,250	9.0%	8.7%	8.1%	9.1%
% of FP17s Relating to Free Repair or Replacements	1	1,250	0.1%	0.7%	0.8%	0.8%
% of FP17s Relating to Continuations	7	1,250	0.6%	0.9%	0.9%	0.9%
% of Patients satisfied with the dentistry they have received	0	0	N/A	92.9%	92.7%	92.5%
% of Patients satisfied with the time they had to wait for an appointment	0	0	N/A	87.3%	87.4%	87.0%

* This is based on patients treated on this contract for their most recent course of treatment. Figures in italics indicate the base number of FP17s or Patient Questionnaire responses are less than 100. N/A is shown where the base number of responses is less than 10 during the period. % is calculated as Quantity/Base number*100

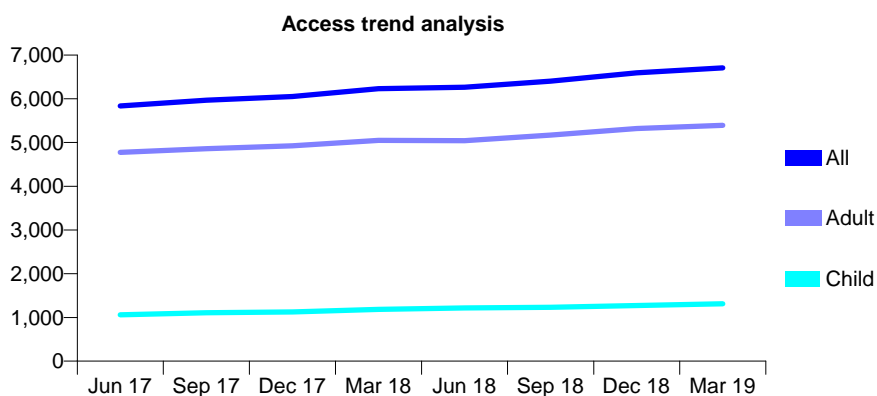
Q57 - Vital Signs At a Glance Contract Report for 229598/0001 - Year end March 2019

Name or company name	Heybridge Dental Practice
Contract type name	GDS Contract
Purpose of contract	General
Contract start date	01/04/2006
Contract end date	

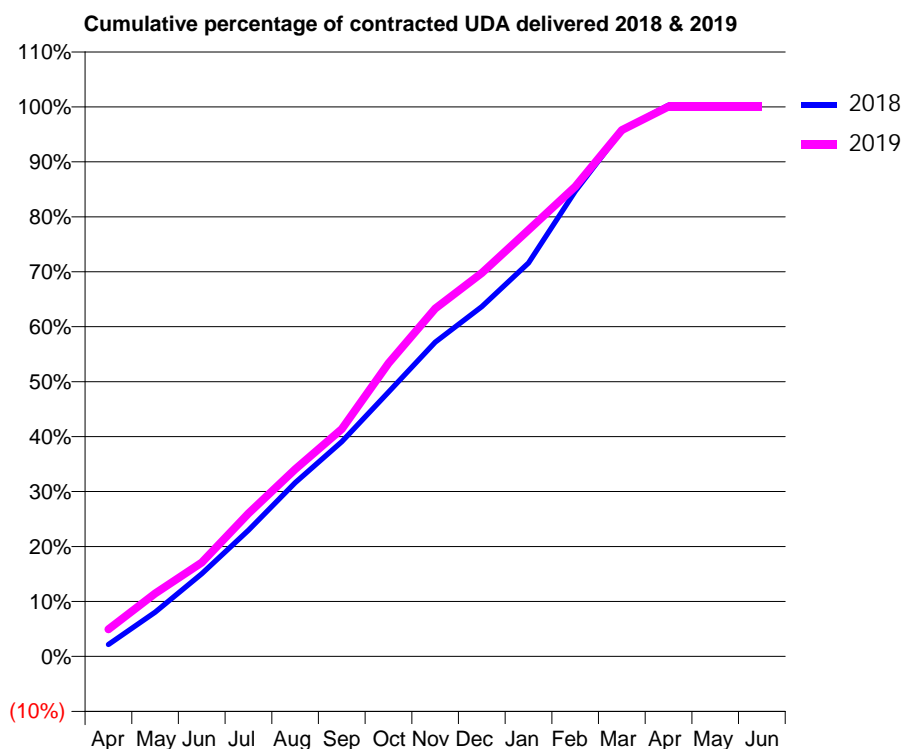
18/19 Contracted general activity (UDA)	21,357
Carry forward general activity (UDA)	-72
18/19 Contracted orthodontic activity (UOA)	0
Carry forward orthodontic activity (UOA)	0
Baseline contract value	£643,626.69

ACCESS*

Patients seen in 24 months	Total	Change since previous quarter
Quarter ending March 2018	6,234	
Quarter ending June 2018	6,262	→
Quarter ending September 2018	6,404	↑
Quarter ending December 2018	6,593	↑
Quarter ending March 2019	6,707	→
Variance since March 2018	7.6%	↑



ACTIVITY



Month	Adjusted Scheduled Activity (UDA)	
	2018	2019
April	462	1,054
May	1,722	2,451
June	3,209	3,645
July	4,906	5,558
August	6,750	7,276
September	8,339	8,834
October	10,274	11,395
November	12,211	13,519
December	13,594	14,896
January	15,294	16,574
February	18,079	18,257
March	20,438	20,451
April	21,420	21,364
May	21,417	21,368
June	21,417	21,368

QUALITY

	Quantity	Base Number	Contract	AT	Region	England
% of FP17s for the same patient ID Re-attending within 3 months - Children	250	2,174	11.5%	10.0%	11.5%	11.8%
% of FP17s for the same patient ID Re-attending within 3 months - Adults	1,651	8,459	19.5%	14.5%	15.2%	15.7%
% of FP17s for the same patient ID Re-attending between 3 & 9 months - Children	1,339	2,174	61.6%	56.7%	60.2%	58.9%
% of FP17s for the same patient ID Re-attending between 3 & 9 months - Adults	4,802	8,459	56.8%	50.0%	51.8%	50.8%
% of FP17s for Band 1 Urgent Courses	1,145	10,182	11.2%	8.7%	8.1%	9.1%
% of FP17s Relating to Free Repair or Replacements	94	10,182	0.9%	0.7%	0.8%	0.8%
% of FP17s Relating to Continuations	68	10,182	0.7%	0.9%	0.9%	0.9%
% of Patients satisfied with the dentistry they have received	1	1	N/A	92.9%	92.7%	92.5%
% of Patients satisfied with the time they had to wait for an appointment	1	1	N/A	87.3%	87.4%	87.0%

* This is based on patients treated on this contract for their most recent course of treatment. Figures in italics indicate the base number of FP17s or Patient Questionnaire responses are less than 100. N/A is shown where the base number of responses is less than 10 during the period. % is calculated as Quantity/Base number*100

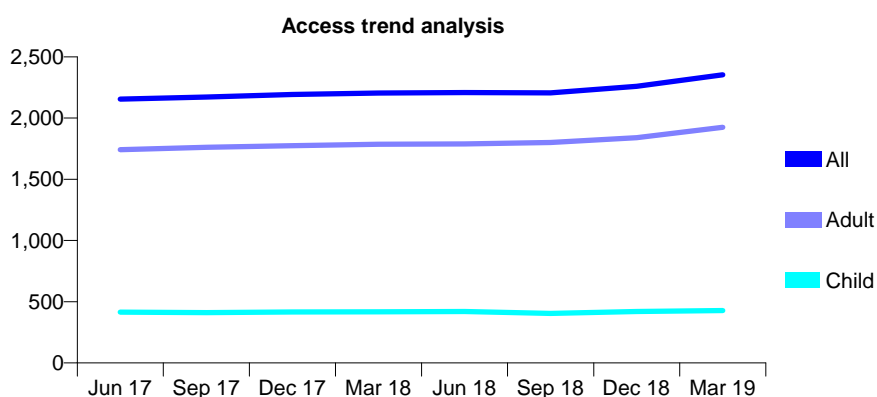
Q57 - Vital Signs At a Glance Contract Report for 237914/0001 - Year end March 2019

Name or company name	MISS S RASHID
Contract type name	GDS Contract
Purpose of contract	General
Contract start date	01/04/2006
Contract end date	

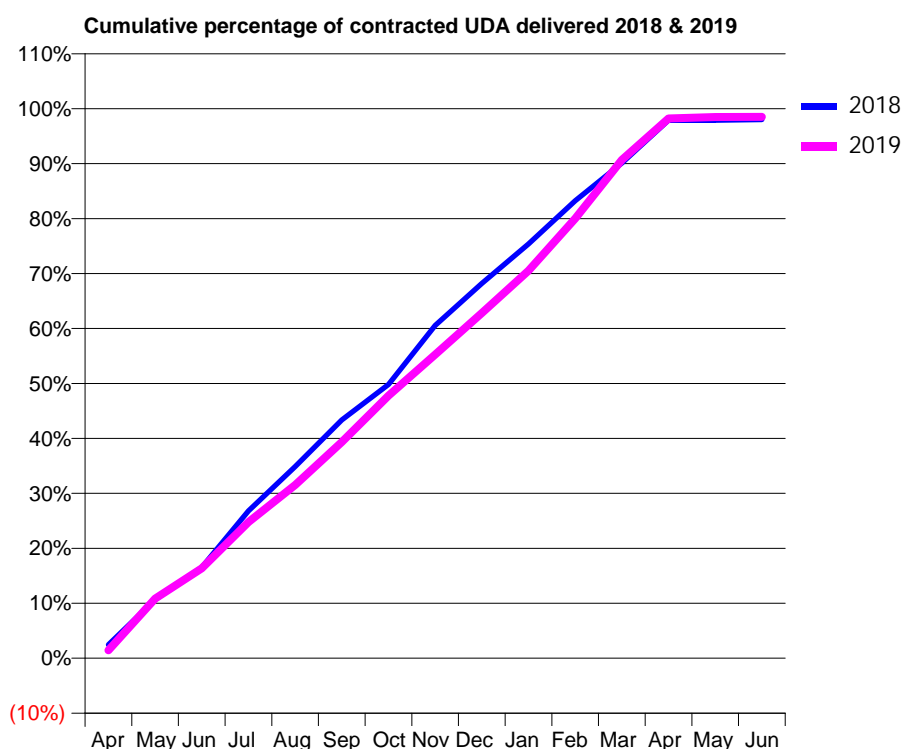
18/19 Contracted general activity (UDA)	6,521
Carry forward general activity (UDA)	131
18/19 Contracted orthodontic activity (UOA)	0
Carry forward orthodontic activity (UOA)	0
Baseline contract value	£153,903.13

ACCESS*

Patients seen in 24 months	Total	Change since previous quarter
Quarter ending March 2018	2,204	
Quarter ending June 2018	2,209	→
Quarter ending September 2018	2,205	→
Quarter ending December 2018	2,260	↑
Quarter ending March 2019	2,353	↑
Variance since March 2018	6.8%	↑



ACTIVITY



Adjusted Scheduled Activity (UDA)		
Month	2018	2019
April	161	94
May	695	708
June	1,079	1,068
July	1,747	1,615
August	2,274	2,057
September	2,827	2,564
October	3,248	3,115
November	3,949	3,604
December	4,447	4,094
January	4,915	4,597
February	5,428	5,217
March	5,875	5,913
April	6,382	6,404
May	6,384	6,420
June	6,390	6,423

QUALITY

	Quantity	Base Number	Contract	AT	Region	England
% of FP17s for the same patient ID Re-attending within 3 months - Children	26	704	3.7%	10.0%	11.5%	11.8%
% of FP17s for the same patient ID Re-attending within 3 months - Adults	294	3,177	9.3%	14.5%	15.2%	15.7%
% of FP17s for the same patient ID Re-attending between 3 & 9 months - Children	524	704	74.4%	56.7%	60.2%	58.9%
% of FP17s for the same patient ID Re-attending between 3 & 9 months - Adults	2,333	3,177	73.4%	50.0%	51.8%	50.8%
% of FP17s for Band 1 Urgent Courses	90	3,853	2.3%	8.7%	8.1%	9.1%
% of FP17s Relating to Free Repair or Replacements	42	3,853	1.1%	0.7%	0.8%	0.8%
% of FP17s Relating to Continuations	0	3,853	0.0%	0.9%	0.9%	0.9%
% of Patients satisfied with the dentistry they have received	1	1	N/A	92.9%	92.7%	92.5%
% of Patients satisfied with the time they had to wait for an appointment	1	1	N/A	87.3%	87.4%	87.0%

* This is based on patients treated on this contract for their most recent course of treatment.

Figures in italics indicate the base number of FP17s or Patient Questionnaire responses are less than 100. N/A is shown where the base number of responses is less than 10 during the period. % is calculated as Quantity/Base number*100

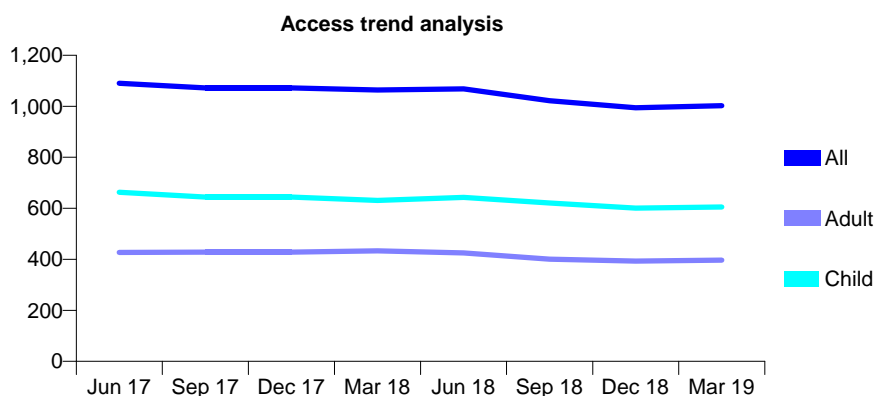
Q57 - Vital Signs At a Glance Contract Report for 239402/0001 - Year end March 2019

Name or company name	MISS CJ COPE
Contract type name	GDS Contract
Purpose of contract	General
Contract start date	01/04/2006
Contract end date	

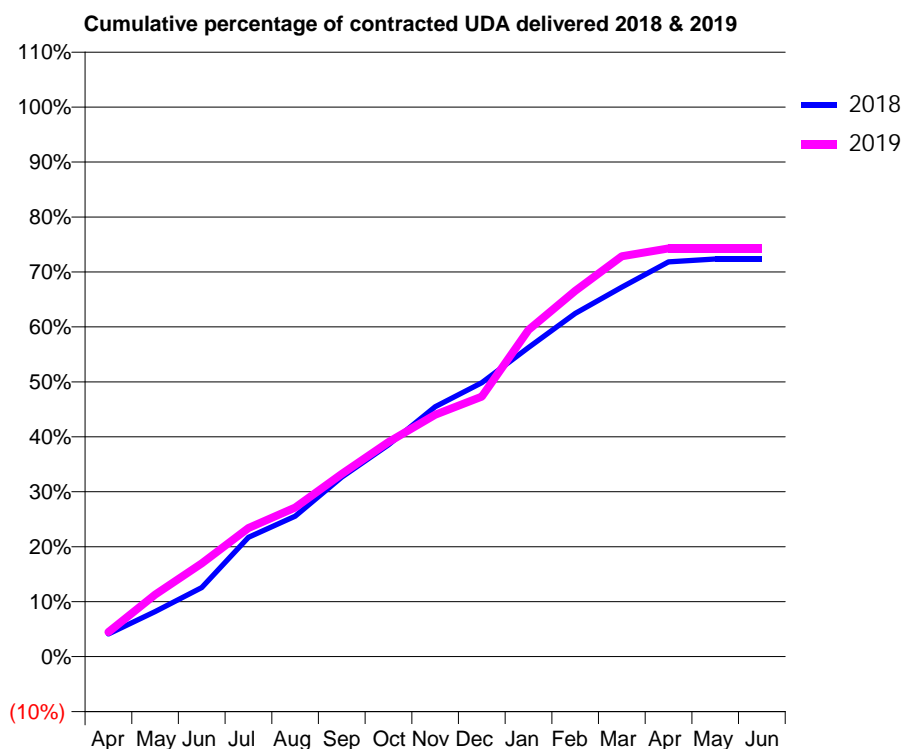
18/19 Contracted general activity (UDA)	3,000
Carry forward general activity (UDA)	0
18/19 Contracted orthodontic activity (UOA)	0
Carry forward orthodontic activity (UOA)	0
Baseline contract value	£81,722.99

ACCESS*

Patients seen in 24 months	Total	Change since previous quarter
Quarter ending March 2018	1,064	
Quarter ending June 2018	1,068	→
Quarter ending September 2018	1,022	↓
Quarter ending December 2018	994	↓
Quarter ending March 2019	1,002	→
Variance since March 2018	(5.8%)	↓



ACTIVITY



Month	Adjusted Scheduled Activity (UDA)	
	2018	2019
April	123	134
May	247	339
June	377	509
July	651	702
August	767	814
September	980	998
October	1,157	1,171
November	1,364	1,320
December	1,495	1,419
January	1,687	1,784
February	1,874	1,997
March	2,017	2,185
April	2,154	2,228
May	2,170	2,228
June	2,170	2,228

QUALITY

	Quantity	Base Number	Contract	AT	Region	England
% of FP17s for the same patient ID Re-attending within 3 months - Children	116	1,074	10.8%	10.0%	11.5%	11.8%
% of FP17s for the same patient ID Re-attending within 3 months - Adults	40	438	9.1%	14.5%	15.2%	15.7%
% of FP17s for the same patient ID Re-attending between 3 & 9 months - Children	736	1,074	68.5%	56.7%	60.2%	58.9%
% of FP17s for the same patient ID Re-attending between 3 & 9 months - Adults	278	438	63.5%	50.0%	51.8%	50.8%
% of FP17s for Band 1 Urgent Courses	83	1,429	5.8%	8.7%	8.1%	9.1%
% of FP17s Relating to Free Repair or Replacements	2	1,429	0.1%	0.7%	0.8%	0.8%
% of FP17s Relating to Continuations	1	1,429	0.1%	0.9%	0.9%	0.9%
% of Patients satisfied with the dentistry they have received	0	0	N/A	92.9%	92.7%	92.5%
% of Patients satisfied with the time they had to wait for an appointment	0	0	N/A	87.3%	87.4%	87.0%

* This is based on patients treated on this contract for their most recent course of treatment. Figures in italics indicate the base number of FP17s or Patient Questionnaire responses are less than 100. N/A is shown where the base number of responses is less than 10 during the period. % is calculated as Quantity/Base number*100

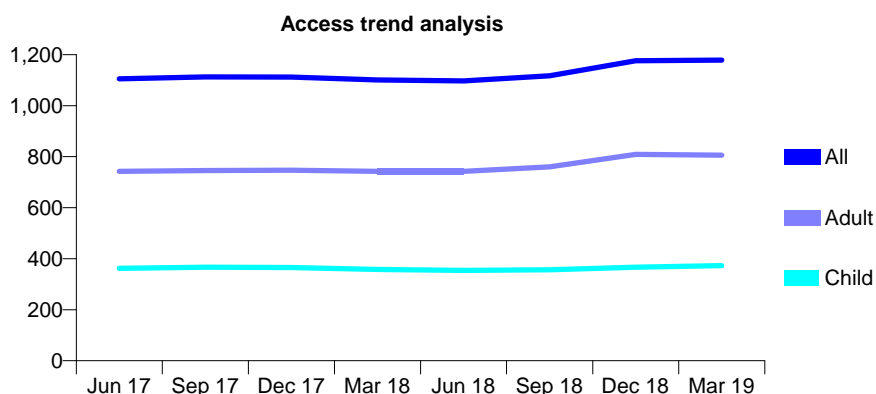
Q57 - Vital Signs At a Glance Contract Report for 243566/0001 - Year end March 2019

Name or company name	Toothshine Dental Clinic
Contract type name	GDS Contract
Purpose of contract	General
Contract start date	01/04/2006
Contract end date	

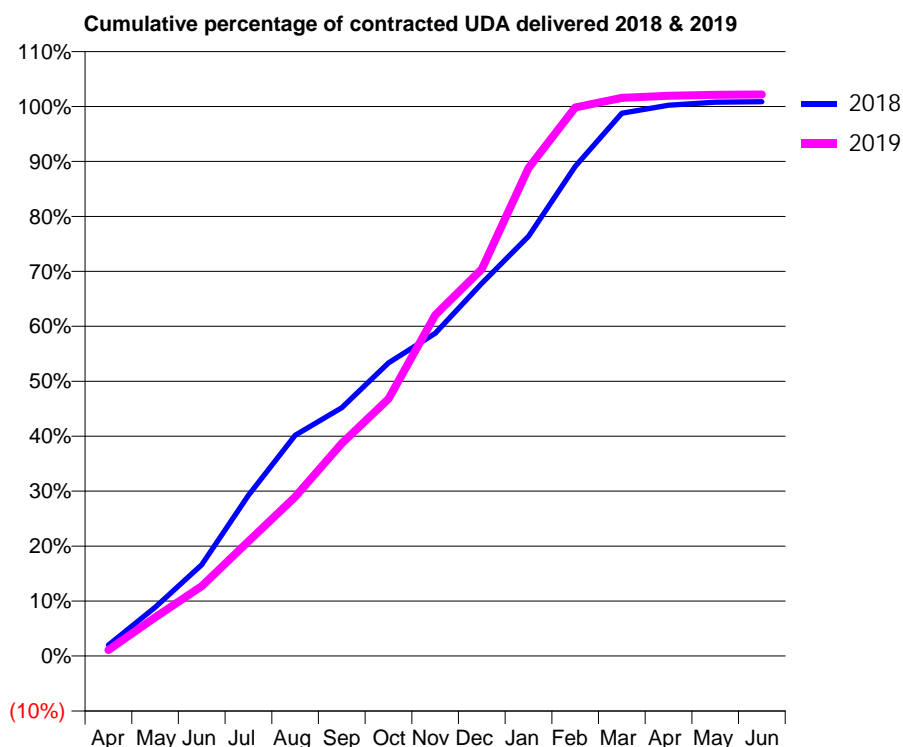
18/19 Contracted general activity (UDA)	2,979
Carry forward general activity (UDA)	0
18/19 Contracted orthodontic activity (UOA)	0
Carry forward orthodontic activity (UOA)	0
Baseline contract value	£71,888.81

ACCESS*

Patients seen in 24 months	Total	Change since previous quarter
Quarter ending March 2018	1,101	
Quarter ending June 2018	1,097	→
Quarter ending September 2018	1,117	→
Quarter ending December 2018	1,176	↑
Quarter ending March 2019	1,179	→
Variance since March 2018	7.1%	↑



ACTIVITY



Month	Adjusted Scheduled Activity (UDA)	
	2018	2019
April	48	33
May	213	209
June	399	379
July	702	621
August	964	863
September	1,085	1,153
October	1,281	1,394
November	1,409	1,848
December	1,627	2,097
January	1,833	2,645
February	2,138	2,974
March	2,370	3,026
April	2,406	3,037
May	2,419	3,043
June	2,421	3,044

QUALITY

	Quantity	Base Number	Contract	AT	Region	England
% of FP17s for the same patient ID Re-attending within 3 months - Children	34	478	7.1%	10.0%	11.5%	11.8%
% of FP17s for the same patient ID Re-attending within 3 months - Adults	122	993	12.3%	14.5%	15.2%	15.7%
% of FP17s for the same patient ID Re-attending between 3 & 9 months - Children	232	478	48.5%	56.7%	60.2%	58.9%
% of FP17s for the same patient ID Re-attending between 3 & 9 months - Adults	451	993	45.4%	50.0%	51.8%	50.8%
% of FP17s for Band 1 Urgent Courses	103	1,457	7.1%	8.7%	8.1%	9.1%
% of FP17s Relating to Free Repair or Replacements	1	1,457	0.1%	0.7%	0.8%	0.8%
% of FP17s Relating to Continuations	3	1,457	0.2%	0.9%	0.9%	0.9%
% of Patients satisfied with the dentistry they have received	0	0	N/A	92.9%	92.7%	92.5%
% of Patients satisfied with the time they had to wait for an appointment	0	0	N/A	87.3%	87.4%	87.0%

* This is based on patients treated on this contract for their most recent course of treatment. Figures in italics indicate the base number of FP17s or Patient Questionnaire responses are less than 100. N/A is shown where the base number of responses is less than 10 during the period. % is calculated as Quantity/Base number*100

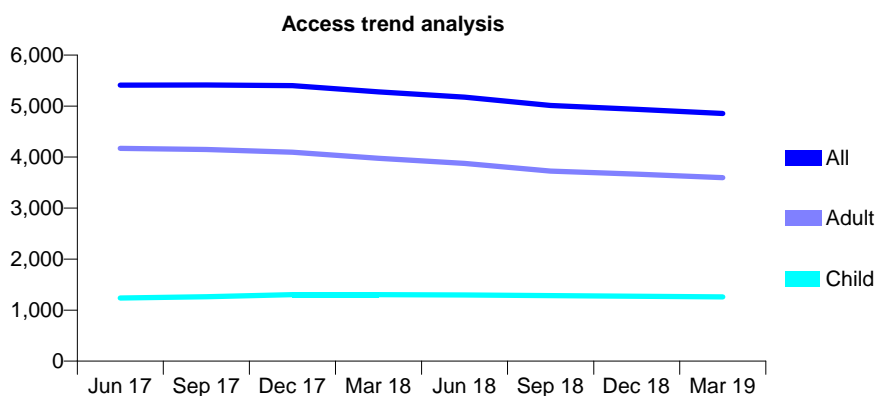
Q57 - Vital Signs At a Glance Contract Report for 251089/0001 - Year end March 2019

Name or company name	MR JC CUDDIGAN
Contract type name	GDS Contract
Purpose of contract	General
Contract start date	01/04/2006
Contract end date	

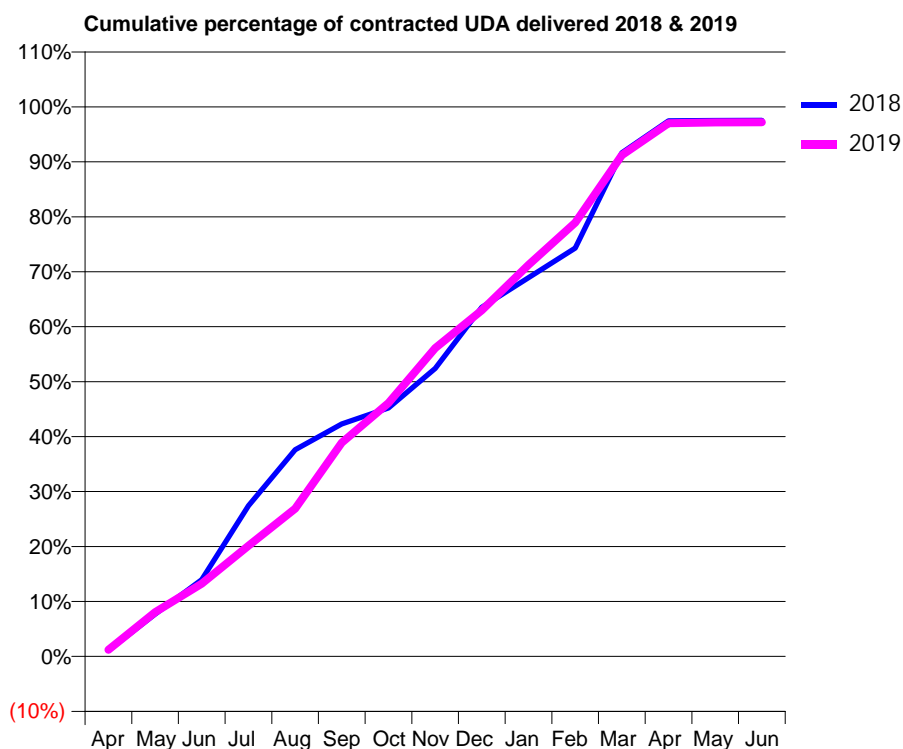
18/19 Contracted general activity (UDA)	11,799
Carry forward general activity (UDA)	291
18/19 Contracted orthodontic activity (UOA)	0
Carry forward orthodontic activity (UOA)	0
Baseline contract value	£297,572.16

ACCESS*

Patients seen in 24 months	Total	Change since previous quarter
Quarter ending March 2018	5,277	
Quarter ending June 2018	5,174	↓
Quarter ending September 2018	5,012	↓
Quarter ending December 2018	4,938	↓
Quarter ending March 2019	4,855	↓
Variance since March 2018	(8.0%)	↓



ACTIVITY



Month	2018	2019
April	131	142
May	910	953
June	1,646	1,563
July	3,238	2,374
August	4,438	3,173
September	4,992	4,587
October	5,336	5,443
November	6,184	6,619
December	7,497	7,432
January	8,130	8,409
February	8,767	9,311
March	10,809	10,758
April	11,497	11,450
May	11,505	11,466
June	11,508	11,470

QUALITY

	Quantity	Base Number	Contract	AT	Region	England
% of FP17s for the same patient ID Re-attending within 3 months - Children	96	1,653	5.8%	10.0%	11.5%	11.8%
% of FP17s for the same patient ID Re-attending within 3 months - Adults	721	4,517	16.0%	14.5%	15.2%	15.7%
% of FP17s for the same patient ID Re-attending between 3 & 9 months - Children	879	1,653	53.2%	56.7%	60.2%	58.9%
% of FP17s for the same patient ID Re-attending between 3 & 9 months - Adults	2,267	4,517	50.2%	50.0%	51.8%	50.8%
% of FP17s for Band 1 Urgent Courses	568	6,136	9.3%	8.7%	8.1%	9.1%
% of FP17s Relating to Free Repair or Replacements	32	6,136	0.5%	0.7%	0.8%	0.8%
% of FP17s Relating to Continuations	29	6,136	0.5%	0.9%	0.9%	0.9%
% of Patients satisfied with the dentistry they have received	0	0	N/A	92.9%	92.7%	92.5%
% of Patients satisfied with the time they had to wait for an appointment	0	0	N/A	87.3%	87.4%	87.0%

* This is based on patients treated on this contract for their most recent course of treatment. Figures in italics indicate the base number of FP17s or Patient Questionnaire responses are less than 100. N/A is shown where the base number of responses is less than 10 during the period. % is calculated as Quantity/Base number*100

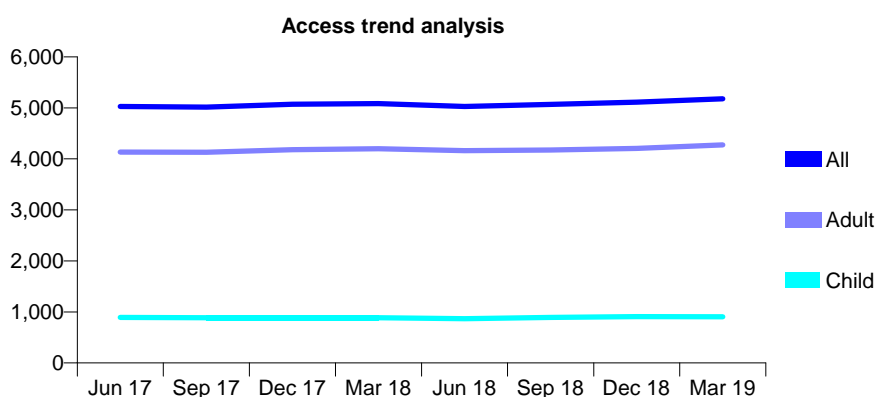
Q57 - Vital Signs At a Glance Contract Report for 253197/0001 - Year end March 2019

Name or company name	MR DG FIGAJI
Contract type name	GDS Contract
Purpose of contract	General
Contract start date	01/04/2006
Contract end date	

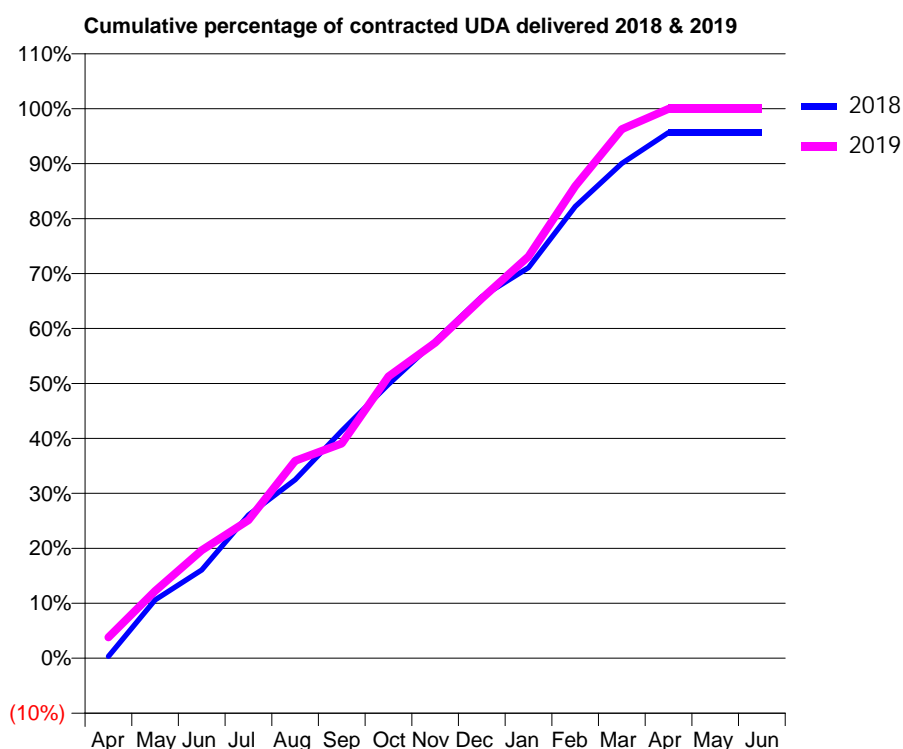
18/19 Contracted general activity (UDA)	17,600
Carry forward general activity (UDA)	0
18/19 Contracted orthodontic activity (UOA)	0
Carry forward orthodontic activity (UOA)	0
Baseline contract value	£544,232.73

ACCESS*

Patients seen in 24 months	Total	Change since previous quarter
Quarter ending March 2018	5,083	
Quarter ending June 2018	5,028	↓
Quarter ending September 2018	5,067	→
Quarter ending December 2018	5,113	→
Quarter ending March 2019	5,178	→
Variance since March 2018	1.9%	→



ACTIVITY



Month	Adjusted Scheduled Activity (UDA)	
	2018	2019
April	63	667
May	1,867	2,156
June	2,824	3,455
July	4,586	4,424
August	5,715	6,323
September	7,280	6,876
October	8,774	9,023
November	10,156	10,104
December	11,578	11,520
January	12,508	12,867
February	14,470	15,119
March	15,849	16,939
April	16,833	17,593
May	16,833	17,596
June	16,833	17,596

QUALITY

	Quantity	Base Number	Contract	AT	Region	England
% of FP17s for the same patient ID Re-attending within 3 months - Children	59	1,301	4.5%	10.0%	11.5%	11.8%
% of FP17s for the same patient ID Re-attending within 3 months - Adults	798	6,307	12.7%	14.5%	15.2%	15.7%
% of FP17s for the same patient ID Re-attending between 3 & 9 months - Children	811	1,301	62.3%	56.7%	60.2%	58.9%
% of FP17s for the same patient ID Re-attending between 3 & 9 months - Adults	3,716	6,307	58.9%	50.0%	51.8%	50.8%
% of FP17s for Band 1 Urgent Courses	370	7,466	5.0%	8.7%	8.1%	9.1%
% of FP17s Relating to Free Repair or Replacements	49	7,466	0.7%	0.7%	0.8%	0.8%
% of FP17s Relating to Continuations	195	7,466	2.6%	0.9%	0.9%	0.9%
% of Patients satisfied with the dentistry they have received	3	3	N/A	92.9%	92.7%	92.5%
% of Patients satisfied with the time they had to wait for an appointment	3	3	N/A	87.3%	87.4%	87.0%

* This is based on patients treated on this contract for their most recent course of treatment.

Figures in italics indicate the base number of FP17s or Patient Questionnaire responses are less than 100. N/A is shown where the base number of responses is less than 10 during the period. % is calculated as Quantity/Base number*100

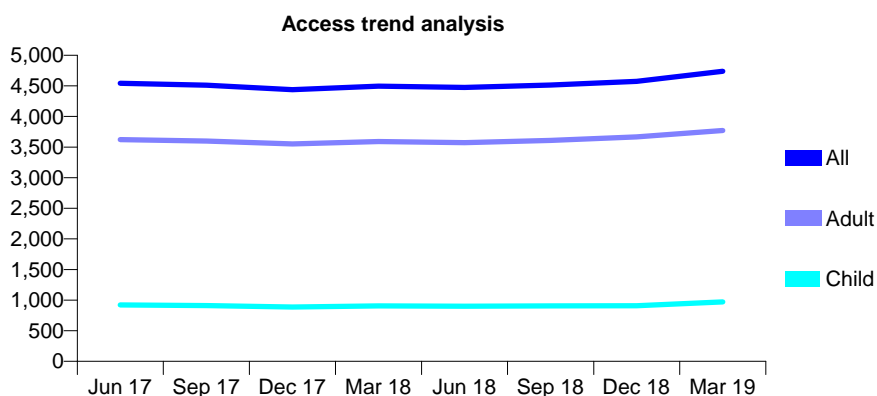
Q57 - Vital Signs At a Glance Contract Report for 253197/0002 - Year end March 2019

Name or company name	MR DG FIGAJI
Contract type name	GDS Contract
Purpose of contract	General
Contract start date	01/04/2007
Contract end date	

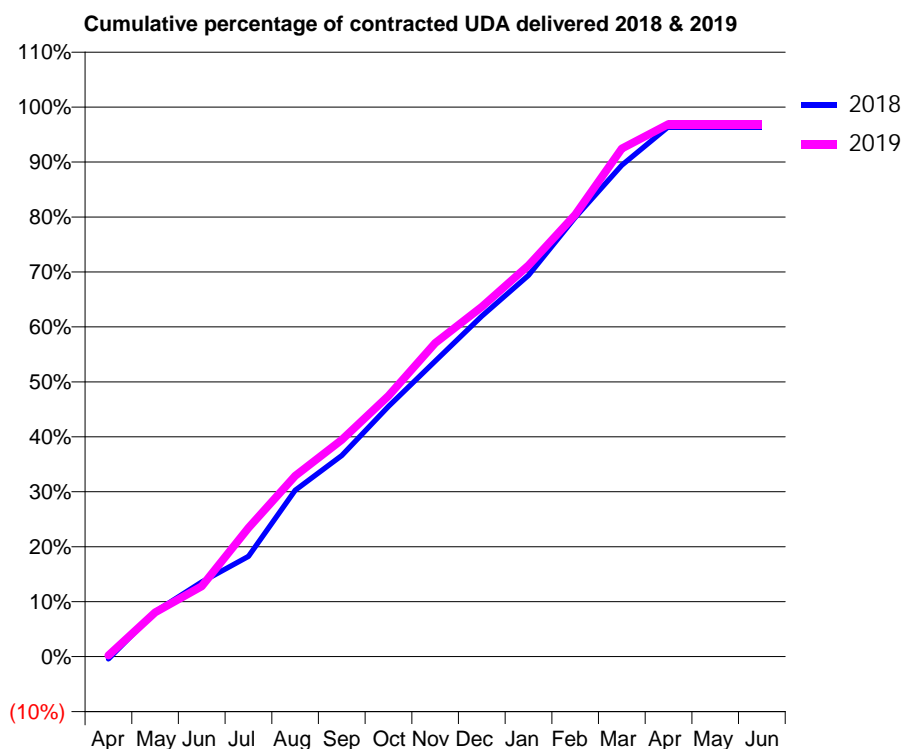
18/19 Contracted general activity (UDA)	13,400
Carry forward general activity (UDA)	476
18/19 Contracted orthodontic activity (UOA)	0
Carry forward orthodontic activity (UOA)	0
Baseline contract value	£353,455.75

ACCESS*

Patients seen in 24 months	Total	Change since previous quarter
Quarter ending March 2018	4,496	
Quarter ending June 2018	4,473	→
Quarter ending September 2018	4,513	→
Quarter ending December 2018	4,573	→
Quarter ending March 2019	4,740	↑
Variance since March 2018	5.4%	↑



ACTIVITY



Month	Adjusted Scheduled Activity (UDA)	
	2018	2019
April	-59	31
May	1,096	1,077
June	1,822	1,715
July	2,445	3,141
August	4,055	4,407
September	4,902	5,285
October	6,103	6,360
November	7,207	7,646
December	8,305	8,527
January	9,298	9,538
February	10,711	10,777
March	11,981	12,389
April	12,924	12,986
May	12,924	12,987
June	12,924	12,987

QUALITY

	Quantity	Base Number	Contract	AT	Region	England
% of FP17s for the same patient ID Re-attending within 3 months - Children	124	1,687	7.4%	10.0%	11.5%	11.8%
% of FP17s for the same patient ID Re-attending within 3 months - Adults	789	5,442	14.5%	14.5%	15.2%	15.7%
% of FP17s for the same patient ID Re-attending between 3 & 9 months - Children	1,173	1,687	69.5%	56.7%	60.2%	58.9%
% of FP17s for the same patient ID Re-attending between 3 & 9 months - Adults	2,408	5,442	44.2%	50.0%	51.8%	50.8%
% of FP17s for Band 1 Urgent Courses	297	7,011	4.2%	8.7%	8.1%	9.1%
% of FP17s Relating to Free Repair or Replacements	63	7,011	0.9%	0.7%	0.8%	0.8%
% of FP17s Relating to Continuations	249	7,011	3.6%	0.9%	0.9%	0.9%
% of Patients satisfied with the dentistry they have received	5	6	N/A	92.9%	92.7%	92.5%
% of Patients satisfied with the time they had to wait for an appointment	6	6	N/A	87.3%	87.4%	87.0%

* This is based on patients treated on this contract for their most recent course of treatment. Figures in italics indicate the base number of FP17s or Patient Questionnaire responses are less than 100. N/A is shown where the base number of responses is less than 10 during the period. % is calculated as Quantity/Base number*100

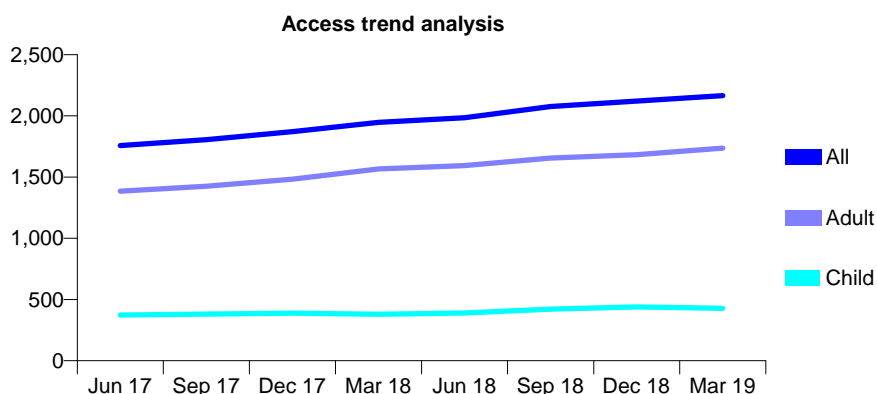
Q57 - Vital Signs At a Glance Contract Report for 253855/0001 - Year end March 2019

Name or company name	Optident Dental Clinic
Contract type name	GDS Contract
Purpose of contract	General
Contract start date	01/04/2006
Contract end date	

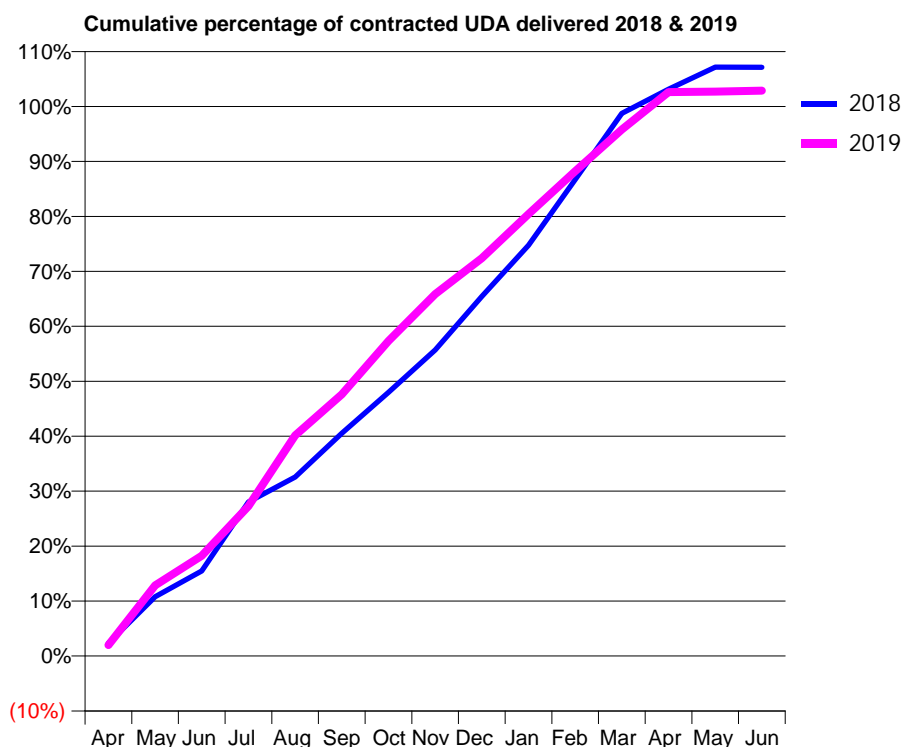
18/19 Contracted general activity (UDA)	7,573
Carry forward general activity (UDA)	-151
18/19 Contracted orthodontic activity (UOA)	0
Carry forward orthodontic activity (UOA)	0
Baseline contract value	£220,282.04

ACCESS*

Patients seen in 24 months	Total	Change since previous quarter
Quarter ending March 2018	1,947	
Quarter ending June 2018	1,985	→
Quarter ending September 2018	2,077	↑
Quarter ending December 2018	2,122	↑
Quarter ending March 2019	2,165	↑
Variance since March 2018	11.2%	↑



ACTIVITY



Month	Adjusted Scheduled Activity (UDA)	
	2018	2019
April	178	151
May	817	976
June	1,174	1,381
July	2,124	2,065
August	2,468	3,041
September	3,069	3,604
October	3,635	4,342
November	4,219	4,989
December	4,956	5,482
January	5,659	6,092
February	6,568	6,681
March	7,477	7,254
April	7,809	7,771
May	8,114	7,777
June	8,112	7,791

QUALITY

	Quantity	Base Number	Contract	AT	Region	England
% of FP17s for the same patient ID Re-attending within 3 months - Children	69	583	11.8%	10.0%	11.5%	11.8%
% of FP17s for the same patient ID Re-attending within 3 months - Adults	431	2,243	19.2%	14.5%	15.2%	15.7%
% of FP17s for the same patient ID Re-attending between 3 & 9 months - Children	259	583	44.4%	56.7%	60.2%	58.9%
% of FP17s for the same patient ID Re-attending between 3 & 9 months - Adults	924	2,243	41.2%	50.0%	51.8%	50.8%
% of FP17s for Band 1 Urgent Courses	617	2,803	22.0%	8.7%	8.1%	9.1%
% of FP17s Relating to Free Repair or Replacements	6	2,803	0.2%	0.7%	0.8%	0.8%
% of FP17s Relating to Continuations	1	2,803	0.0%	0.9%	0.9%	0.9%
% of Patients satisfied with the dentistry they have received	1	1	N/A	92.9%	92.7%	92.5%
% of Patients satisfied with the time they had to wait for an appointment	1	1	N/A	87.3%	87.4%	87.0%

* This is based on patients treated on this contract for their most recent course of treatment. Figures in italics indicate the base number of FP17s or Patient Questionnaire responses are less than 100. N/A is shown where the base number of responses is less than 10 during the period. % is calculated as Quantity/Base number*100

Q57 - Vital Signs At a Glance Contract Report for 253855/0004 - Year end March 2019

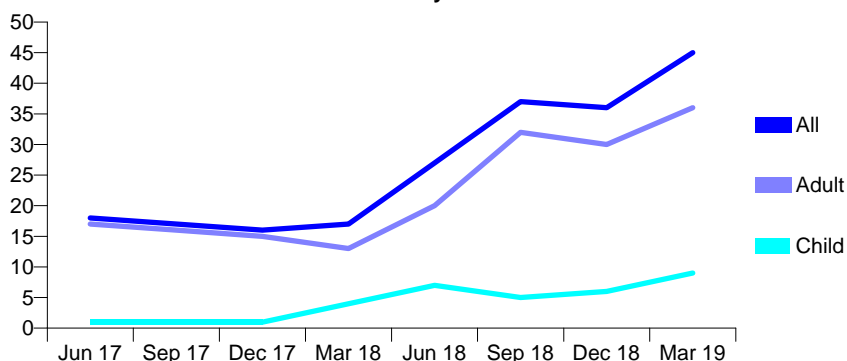
Name or company name	Optident Dental Clinic
Contract type name	GDS Contract
Purpose of contract	General
Contract start date	01/04/2015
Contract end date	

18/19 Contracted general activity (UDA)	123
Carry forward general activity (UDA)	0
18/19 Contracted orthodontic activity (UOA)	0
Carry forward orthodontic activity (UOA)	0
Baseline contract value	£3,565.40

ACCESS*

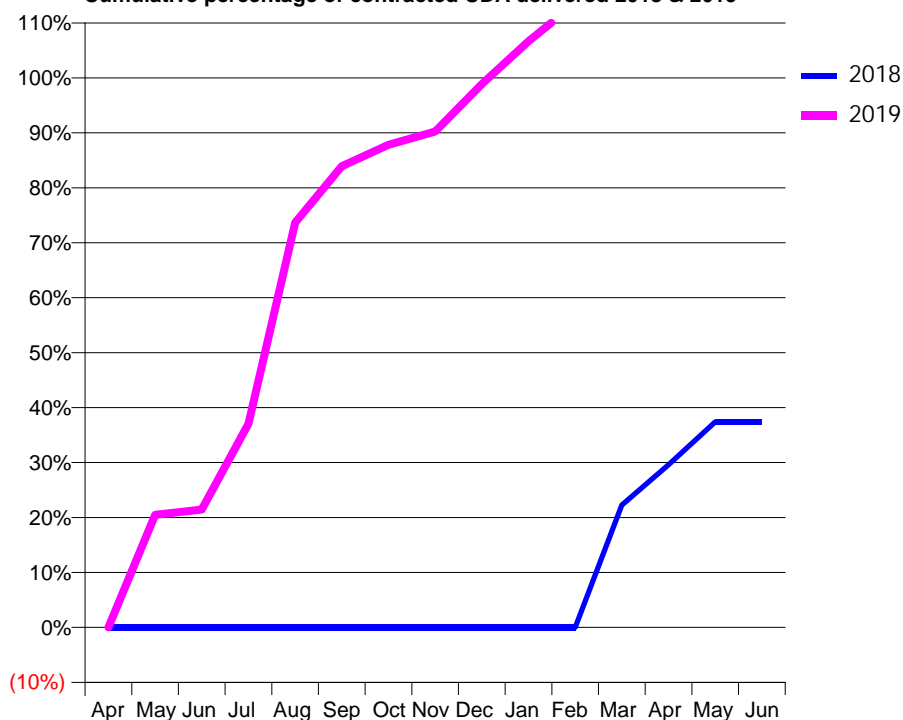
Patients seen in 24 months	Total	Change since previous quarter
Quarter ending March 2018	17	
Quarter ending June 2018	27	↑
Quarter ending September 2018	37	↑
Quarter ending December 2018	36	↓
Quarter ending March 2019	45	↑
Variance since March 2018	164.7%	↑

Access trend analysis



ACTIVITY

Cumulative percentage of contracted UDA delivered 2018 & 2019



Adjusted Scheduled Activity (UDA)

Month	2018	2019
April	0	0
May	0	25
June	0	26
July	0	46
August	0	91
September	0	103
October	0	108
November	0	111
December	0	122
January	0	131
February	0	140
March	27	154
April	36	159
May	46	159
June	46	159

QUALITY

	Quantity	Base Number	Contract	AT	Region	England
% of FP17s for the same patient ID Re-attending within 3 months - Children	0	14	0.0%	10.0%	11.5%	11.8%
% of FP17s for the same patient ID Re-attending within 3 months - Adults	0	102	0.0%	14.5%	15.2%	15.7%
% of FP17s for the same patient ID Re-attending between 3 & 9 months - Children	0	14	0.0%	56.7%	60.2%	58.9%
% of FP17s for the same patient ID Re-attending between 3 & 9 months - Adults	0	102	0.0%	50.0%	51.8%	50.8%
% of FP17s for Band 1 Urgent Courses	95	106	89.6%	8.7%	8.1%	9.1%
% of FP17s Relating to Free Repair or Replacements	0	106	0.0%	0.7%	0.8%	0.8%
% of FP17s Relating to Continuations	0	106	0.0%	0.9%	0.9%	0.9%
% of Patients satisfied with the dentistry they have received	0	0	N/A	92.9%	92.7%	92.5%
% of Patients satisfied with the time they had to wait for an appointment	0	0	N/A	87.3%	87.4%	87.0%

* This is based on patients treated on this contract for their most recent course of treatment.

Figures in italics indicate the base number of FP17s or Patient Questionnaire responses are less than 100. N/A is shown where the base number of responses is less than 10 during the period. % is calculated as Quantity/Base number*100

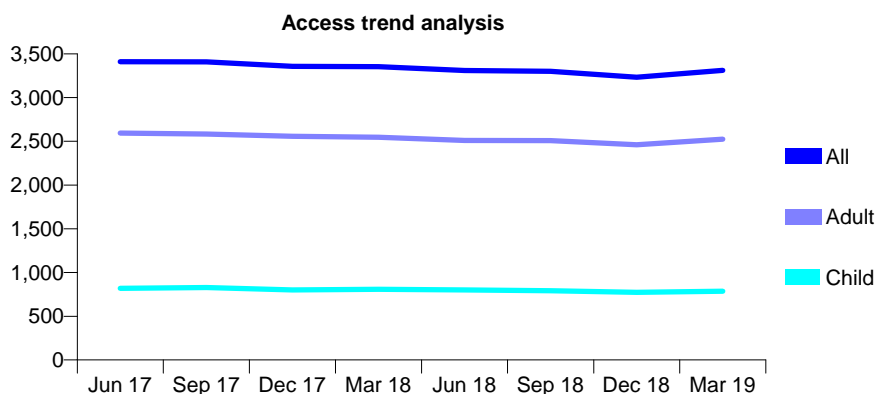
Q57 - Vital Signs At a Glance Contract Report for 257613/0003 - Year end March 2019

Name or company name	MR S NOZHOOR
Contract type name	GDS Contract
Purpose of contract	General
Contract start date	01/04/2006
Contract end date	

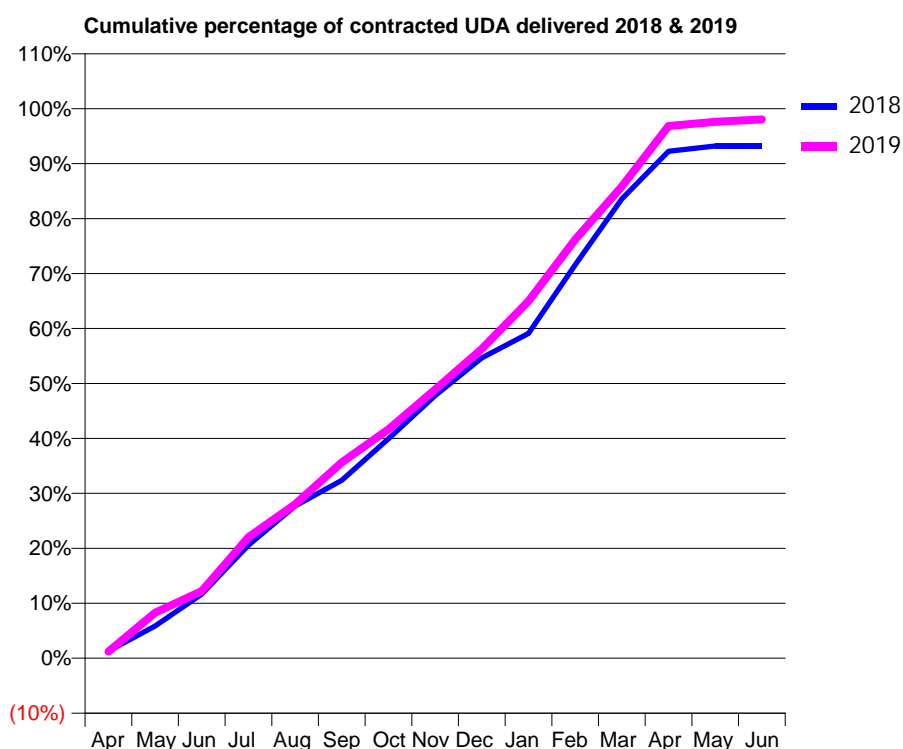
18/19 Contracted general activity (UDA)	12,949
Carry forward general activity (UDA)	0
18/19 Contracted orthodontic activity (UOA)	0
Carry forward orthodontic activity (UOA)	0
Baseline contract value	£328,267.05

ACCESS*

Patients seen in 24 months	Total	Change since previous quarter
Quarter ending March 2018	3,353	
Quarter ending June 2018	3,310	↓
Quarter ending September 2018	3,301	→
Quarter ending December 2018	3,233	↓
Quarter ending March 2019	3,311	↑
Variance since March 2018	(1.3%)	↓



ACTIVITY



Month	Adjusted Scheduled Activity (UDA)	
	2018	2019
April	170	158
May	761	1,072
June	1,509	1,583
July	2,666	2,856
August	3,585	3,630
September	4,193	4,616
October	5,169	5,395
November	6,193	6,335
December	7,074	7,290
January	7,652	8,414
February	9,271	9,869
March	10,820	11,115
April	11,946	12,539
May	12,068	12,641
June	12,068	12,692

QUALITY

	Quantity	Base Number	Contract	AT	Region	England
% of FP17s for the same patient ID Re-attending within 3 months - Children	95	1,218	7.8%	10.0%	11.5%	11.8%
% of FP17s for the same patient ID Re-attending within 3 months - Adults	605	3,843	15.7%	14.5%	15.2%	15.7%
% of FP17s for the same patient ID Re-attending between 3 & 9 months - Children	753	1,218	61.8%	56.7%	60.2%	58.9%
% of FP17s for the same patient ID Re-attending between 3 & 9 months - Adults	2,192	3,843	57.0%	50.0%	51.8%	50.8%
% of FP17s for Band 1 Urgent Courses	225	5,084	4.4%	8.7%	8.1%	9.1%
% of FP17s Relating to Free Repair or Replacements	52	5,084	1.0%	0.7%	0.8%	0.8%
% of FP17s Relating to Continuations	71	5,084	1.4%	0.9%	0.9%	0.9%
% of Patients satisfied with the dentistry they have received	7	8	N/A	92.9%	92.7%	92.5%
% of Patients satisfied with the time they had to wait for an appointment	7	8	N/A	87.3%	87.4%	87.0%

* This is based on patients treated on this contract for their most recent course of treatment. Figures in italics indicate the base number of FP17s or Patient Questionnaire responses are less than 100. N/A is shown where the base number of responses is less than 10 during the period. % is calculated as Quantity/Base number*100

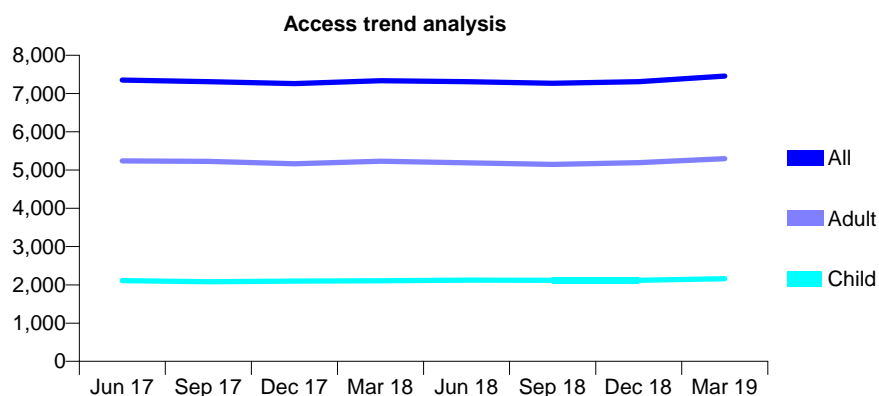
Q57 - Vital Signs At a Glance Contract Report for 258261/0001 - Year end March 2019

Name or company name	MR D REZAIE DASTJERDI
Contract type name	GDS Contract
Purpose of contract	General
Contract start date	01/04/2006
Contract end date	

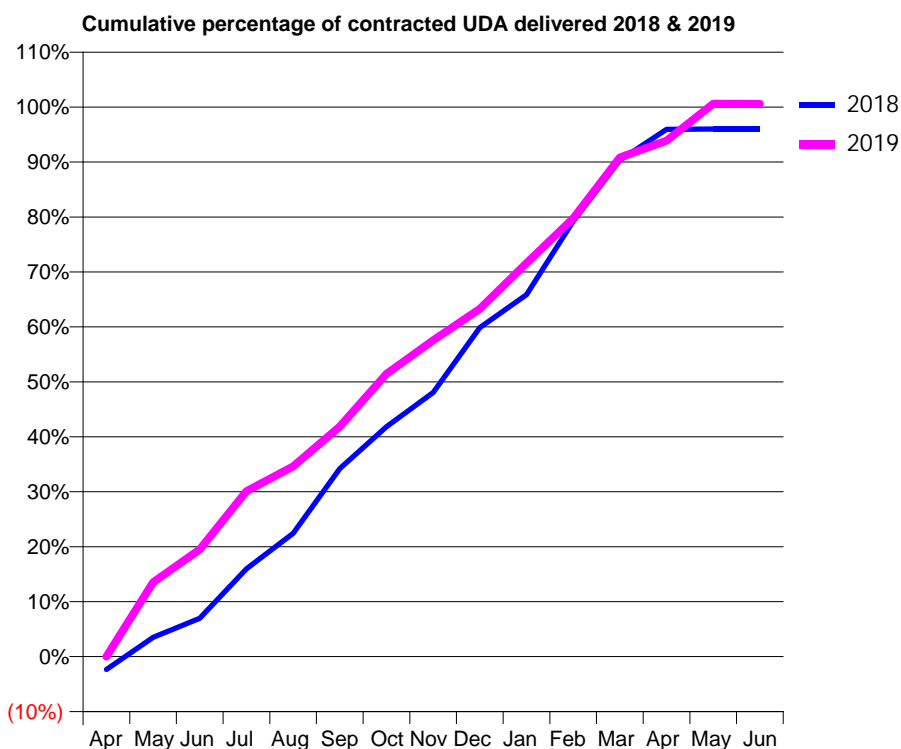
18/19 Contracted general activity (UDA)	21,897
Carry forward general activity (UDA)	0
18/19 Contracted orthodontic activity (UOA)	0
Carry forward orthodontic activity (UOA)	0
Baseline contract value	£610,203.10

ACCESS*

Patients seen in 24 months	Total	Change since previous quarter
Quarter ending March 2018	7,335	
Quarter ending June 2018	7,309	→
Quarter ending September 2018	7,266	→
Quarter ending December 2018	7,308	→
Quarter ending March 2019	7,455	↑
Variance since March 2018	1.6%	→



ACTIVITY



Month	Adjusted Scheduled Activity (UDA)	
	2018	2019
April	-519	0
May	765	2,962
June	1,530	4,270
July	3,501	6,592
August	4,913	7,582
September	7,491	9,170
October	9,156	11,261
November	10,523	12,608
December	13,107	13,856
January	14,425	15,679
February	17,349	17,465
March	19,782	19,887
April	21,009	20,557
May	21,017	22,026
June	21,019	22,025

QUALITY

	Quantity	Base Number	Contract	AT	Region	England
% of FP17s for the same patient ID Re-attending within 3 months - Children	136	2,645	5.1%	10.0%	11.5%	11.8%
% of FP17s for the same patient ID Re-attending within 3 months - Adults	897	6,433	13.9%	14.5%	15.2%	15.7%
% of FP17s for the same patient ID Re-attending between 3 & 9 months - Children	1,364	2,645	51.6%	56.7%	60.2%	58.9%
% of FP17s for the same patient ID Re-attending between 3 & 9 months - Adults	3,158	6,433	49.1%	50.0%	51.8%	50.8%
% of FP17s for Band 1 Urgent Courses	665	9,330	7.1%	8.7%	8.1%	9.1%
% of FP17s Relating to Free Repair or Replacements	26	9,330	0.3%	0.7%	0.8%	0.8%
% of FP17s Relating to Continuations	62	9,330	0.7%	0.9%	0.9%	0.9%
% of Patients satisfied with the dentistry they have received	6	6	N/A	92.9%	92.7%	92.5%
% of Patients satisfied with the time they had to wait for an appointment	6	6	N/A	87.3%	87.4%	87.0%

* This is based on patients treated on this contract for their most recent course of treatment. Figures in italics indicate the base number of FP17s or Patient Questionnaire responses are less than 100. N/A is shown where the base number of responses is less than 10 during the period. % is calculated as Quantity/Base number*100

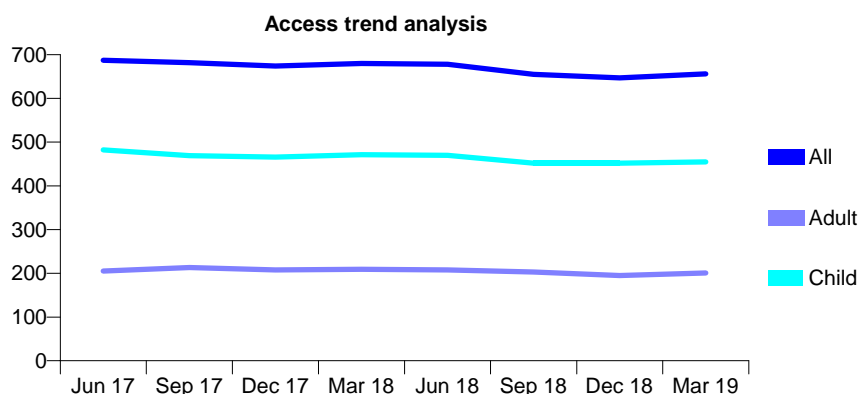
Q57 - Vital Signs At a Glance Contract Report for 261076/0001 - Year end March 2019

Name or company name	MR SA PITT
Contract type name	GDS Contract
Purpose of contract	General
Contract start date	26/07/2006
Contract end date	

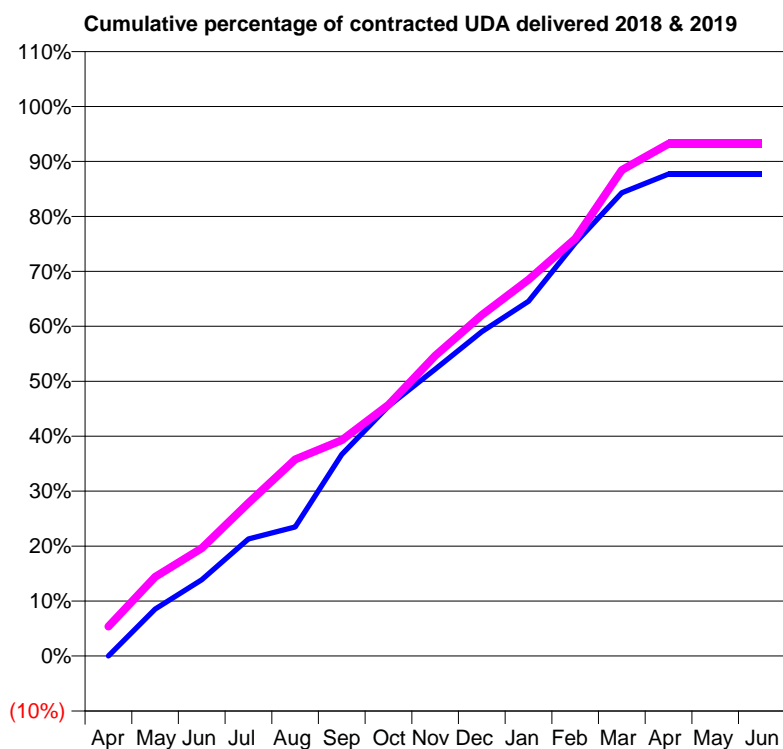
18/19 Contracted general activity (UDA)	1,173
Carry forward general activity (UDA)	0
18/19 Contracted orthodontic activity (UOA)	0
Carry forward orthodontic activity (UOA)	0
Baseline contract value	£26,780.20

ACCESS*

Patients seen in 24 months	Total	Change since previous quarter
Quarter ending March 2018	680	
Quarter ending June 2018	678	→
Quarter ending September 2018	655	↓
Quarter ending December 2018	647	↓
Quarter ending March 2019	656	→
Variance since March 2018	(3.5%)	↓



ACTIVITY



Month	Adjusted Scheduled Activity (UDA)	
	2018	2019
April	0	63
May	100	169
June	163	230
July	250	327
August	276	420
September	430	461
October	533	536
November	612	641
December	692	728
January	757	803
February	881	891
March	989	1,037
April	1,029	1,093
May	1,029	1,093
June	1,029	1,093

QUALITY

	Quantity	Base Number	Contract	AT	Region	England
% of FP17s for the same patient ID Re-attending within 3 months - Children	39	584	6.7%	10.0%	11.5%	11.8%
% of FP17s for the same patient ID Re-attending within 3 months - Adults	18	179	10.1%	14.5%	15.2%	15.7%
% of FP17s for the same patient ID Re-attending between 3 & 9 months - Children	288	584	49.3%	56.7%	60.2%	58.9%
% of FP17s for the same patient ID Re-attending between 3 & 9 months - Adults	70	179	39.1%	50.0%	51.8%	50.8%
% of FP17s for Band 1 Urgent Courses	21	771	2.7%	8.7%	8.1%	9.1%
% of FP17s Relating to Free Repair or Replacements	0	771	0.0%	0.7%	0.8%	0.8%
% of FP17s Relating to Continuations	23	771	3.0%	0.9%	0.9%	0.9%
% of Patients satisfied with the dentistry they have received	0	0	N/A	92.9%	92.7%	92.5%
% of Patients satisfied with the time they had to wait for an appointment	0	0	N/A	87.3%	87.4%	87.0%

* This is based on patients treated on this contract for their most recent course of treatment. Figures in italics indicate the base number of FP17s or Patient Questionnaire responses are less than 100. N/A is shown where the base number of responses is less than 10 during the period. % is calculated as Quantity/Base number*100

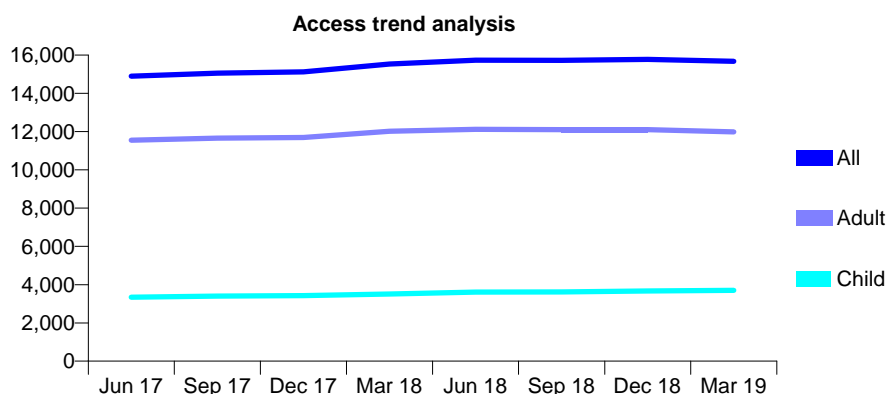
Q57 - Vital Signs At a Glance Contract Report for 268089/0004 - Year end March 2019

Name or company name	Homewood Dental Surgery
Contract type name	GDS Contract
Purpose of contract	General
Contract start date	07/01/2007
Contract end date	

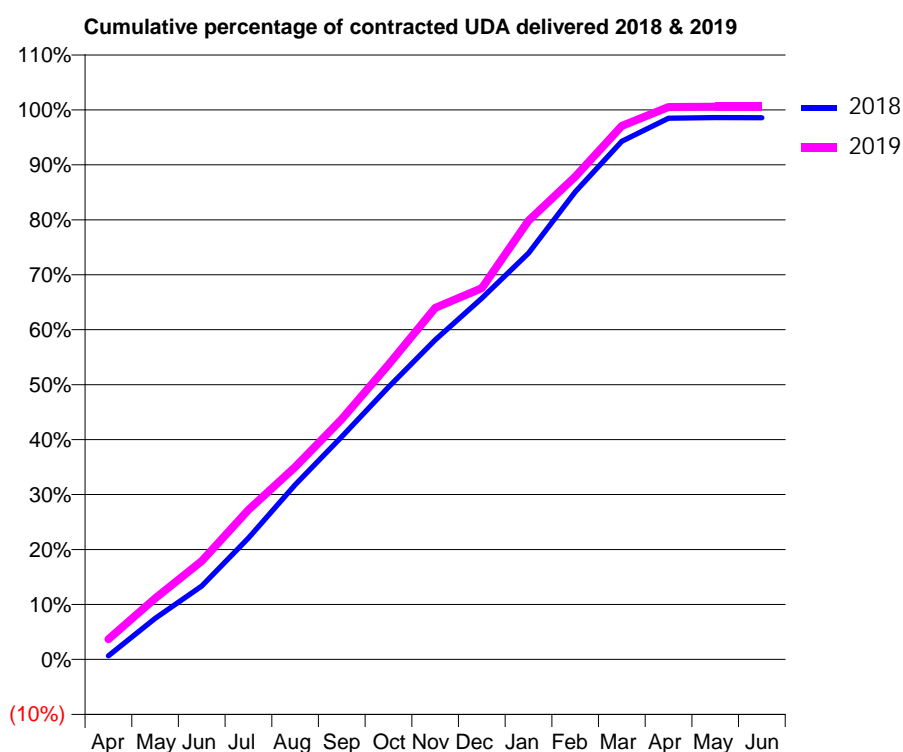
18/19 Contracted general activity (UDA)	28,411
Carry forward general activity (UDA)	406
18/19 Contracted orthodontic activity (UOA)	0
Carry forward orthodontic activity (UOA)	0
Baseline contract value	£713,333.16

ACCESS*

Patients seen in 24 months	Total	Change since previous quarter
Quarter ending March 2018	15,527	
Quarter ending June 2018	15,730	→
Quarter ending September 2018	15,723	→
Quarter ending December 2018	15,775	→
Quarter ending March 2019	15,679	→
Variance since March 2018	1.0%	→



ACTIVITY



Month	Adjusted Scheduled Activity (UDA)	
	2018	2019
April	190	1,052
May	2,117	3,157
June	3,796	5,088
July	6,274	7,733
August	9,029	9,953
September	11,514	12,427
October	14,081	15,234
November	16,524	18,180
December	18,666	19,194
January	21,001	22,680
February	24,165	24,951
March	26,787	27,585
April	27,974	28,561
May	28,006	28,574
June	28,005	28,574

QUALITY

	Quantity	Base Number	Contract	AT	Region	England
% of FP17s for the same patient ID Re-attending within 3 months - Children	360	5,052	7.1%	10.0%	11.5%	11.8%
% of FP17s for the same patient ID Re-attending within 3 months - Adults	2,115	14,281	14.8%	14.5%	15.2%	15.7%
% of FP17s for the same patient ID Re-attending between 3 & 9 months - Children	2,692	5,052	53.3%	56.7%	60.2%	58.9%
% of FP17s for the same patient ID Re-attending between 3 & 9 months - Adults	5,001	14,281	35.0%	50.0%	51.8%	50.8%
% of FP17s for Band 1 Urgent Courses	2,077	16,861	12.3%	8.7%	8.1%	9.1%
% of FP17s Relating to Free Repair or Replacements	66	16,861	0.4%	0.7%	0.8%	0.8%
% of FP17s Relating to Continuations	33	16,861	0.2%	0.9%	0.9%	0.9%
% of Patients satisfied with the dentistry they have received	6	6	N/A	92.9%	92.7%	92.5%
% of Patients satisfied with the time they had to wait for an appointment	6	6	N/A	87.3%	87.4%	87.0%

* This is based on patients treated on this contract for their most recent course of treatment. Figures in italics indicate the base number of FP17s or Patient Questionnaire responses are less than 100. N/A is shown where the base number of responses is less than 10 during the period. % is calculated as Quantity/Base number*100

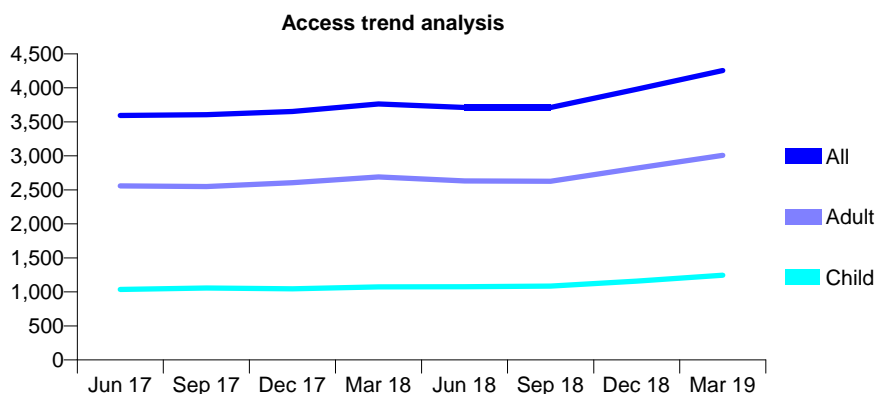
Q57 - Vital Signs At a Glance Contract Report for 270180/0003 - Year end March 2019

Name or company name	MR SS SIHRA
Contract type name	GDS Contract
Purpose of contract	General
Contract start date	01/01/2014
Contract end date	

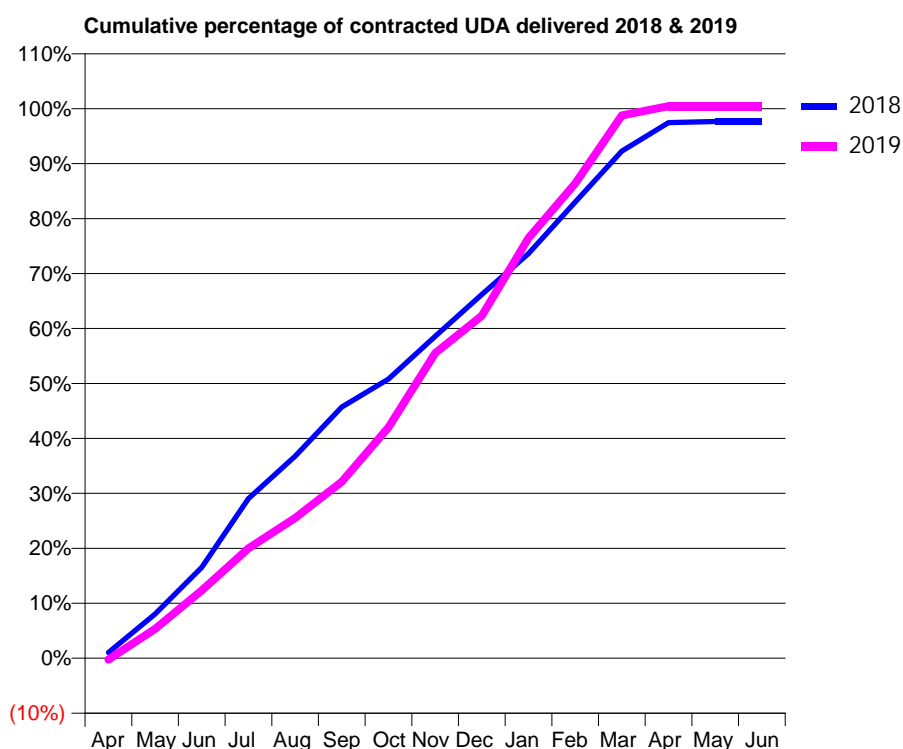
18/19 Contracted general activity (UDA)	11,730
Carry forward general activity (UDA)	275
18/19 Contracted orthodontic activity (UOA)	0
Carry forward orthodontic activity (UOA)	0
Baseline contract value	£332,991.54

ACCESS*

Patients seen in 24 months	Total	Change since previous quarter
Quarter ending March 2018	3,764	
Quarter ending June 2018	3,710	↓
Quarter ending September 2018	3,711	→
Quarter ending December 2018	3,979	↑
Quarter ending March 2019	4,256	↑
Variance since March 2018	13.1%	↑



ACTIVITY



Month	2018	2019
April	121	-33
May	943	627
June	1,939	1,448
July	3,409	2,346
August	4,314	2,996
September	5,362	3,768
October	5,959	4,928
November	6,869	6,515
December	7,764	7,308
January	8,638	8,967
February	9,738	10,133
March	10,825	11,587
April	11,432	11,783
May	11,456	11,784
June	11,455	11,784

QUALITY

	Quantity	Base Number	Contract	AT	Region	England
% of FP17s for the same patient ID Re-attending within 3 months - Children	109	1,606	6.8%	10.0%	11.5%	11.8%
% of FP17s for the same patient ID Re-attending within 3 months - Adults	493	3,414	14.4%	14.5%	15.2%	15.7%
% of FP17s for the same patient ID Re-attending between 3 & 9 months - Children	637	1,606	39.7%	56.7%	60.2%	58.9%
% of FP17s for the same patient ID Re-attending between 3 & 9 months - Adults	1,082	3,414	31.7%	50.0%	51.8%	50.8%
% of FP17s for Band 1 Urgent Courses	434	4,696	9.2%	8.7%	8.1%	9.1%
% of FP17s Relating to Free Repair or Replacements	17	4,696	0.4%	0.7%	0.8%	0.8%
% of FP17s Relating to Continuations	97	4,696	2.1%	0.9%	0.9%	0.9%
% of Patients satisfied with the dentistry they have received	3	3	N/A	92.9%	92.7%	92.5%
% of Patients satisfied with the time they had to wait for an appointment	2	3	N/A	87.3%	87.4%	87.0%

* This is based on patients treated on this contract for their most recent course of treatment. Figures in italics indicate the base number of FP17s or Patient Questionnaire responses are less than 100. N/A is shown where the base number of responses is less than 10 during the period. % is calculated as Quantity/Base number*100

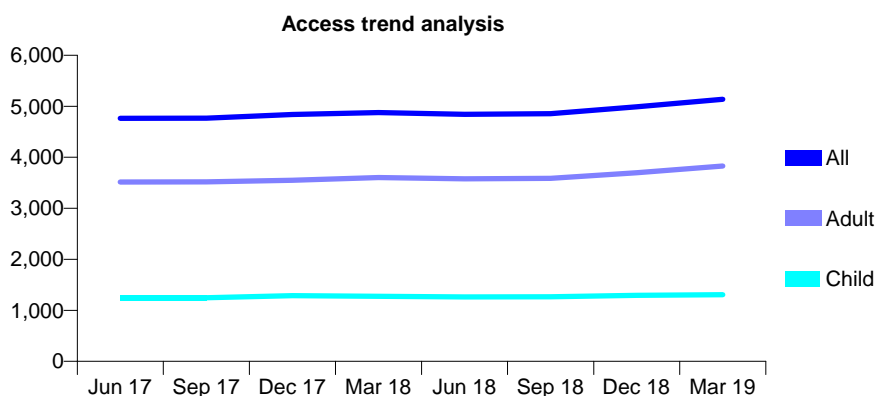
Q57 - Vital Signs At a Glance Contract Report for 270938/0001 - Year end March 2019

Name or company name	MR A ZACHARATOS
Contract type name	GDS Contract
Purpose of contract	General
Contract start date	01/04/2006
Contract end date	

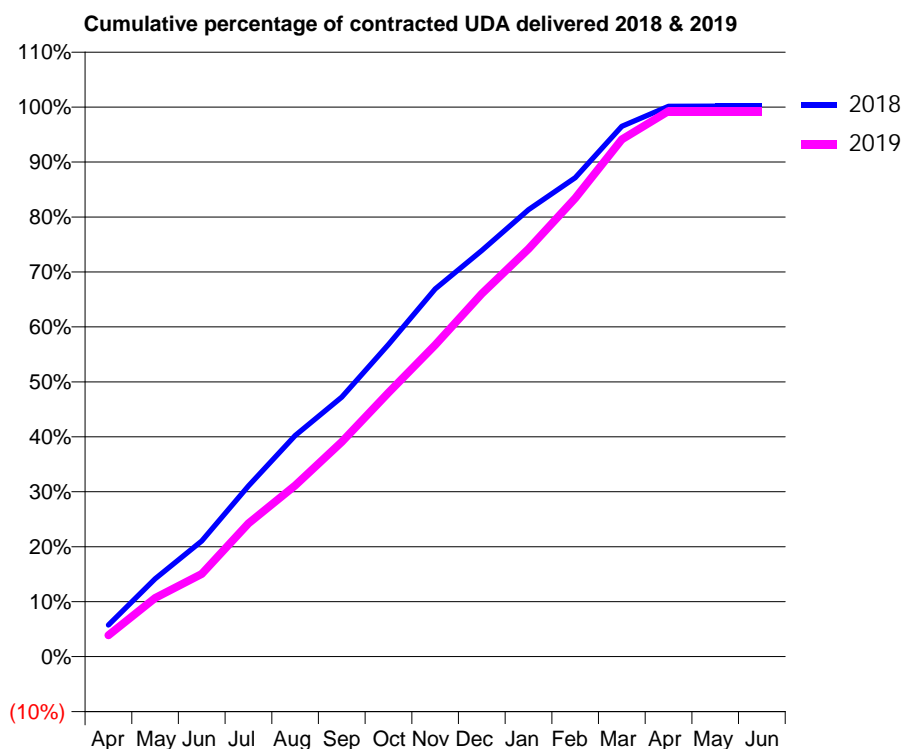
18/19 Contracted general activity (UDA)	12,002
Carry forward general activity (UDA)	-19
18/19 Contracted orthodontic activity (UOA)	0
Carry forward orthodontic activity (UOA)	0
Baseline contract value	£375,581.53

ACCESS*

Patients seen in 24 months	Total	Change since previous quarter
Quarter ending March 2018	4,878	
Quarter ending June 2018	4,842	→
Quarter ending September 2018	4,854	→
Quarter ending December 2018	4,990	↑
Quarter ending March 2019	5,135	↑
Variance since March 2018	5.3%	↑



ACTIVITY



Month	Adjusted Scheduled Activity (UDA)	
	2018	2019
April	692	467
May	1,699	1,279
June	2,527	1,807
July	3,726	2,912
August	4,826	3,737
September	5,669	4,691
October	6,816	5,764
November	8,031	6,808
December	8,871	7,927
January	9,761	8,906
February	10,461	10,013
March	11,583	11,295
April	12,019	11,913
May	12,021	11,913
June	12,021	11,913

QUALITY

	Quantity	Base Number	Contract	AT	Region	England
% of FP17s for the same patient ID Re-attending within 3 months - Children	57	1,646	3.5%	10.0%	11.5%	11.8%
% of FP17s for the same patient ID Re-attending within 3 months - Adults	530	4,657	11.4%	14.5%	15.2%	15.7%
% of FP17s for the same patient ID Re-attending between 3 & 9 months - Children	669	1,646	40.6%	56.7%	60.2%	58.9%
% of FP17s for the same patient ID Re-attending between 3 & 9 months - Adults	1,726	4,657	37.1%	50.0%	51.8%	50.8%
% of FP17s for Band 1 Urgent Courses	201	6,322	3.2%	8.7%	8.1%	9.1%
% of FP17s Relating to Free Repair or Replacements	31	6,322	0.5%	0.7%	0.8%	0.8%
% of FP17s Relating to Continuations	140	6,322	2.2%	0.9%	0.9%	0.9%
% of Patients satisfied with the dentistry they have received	4	4	N/A	92.9%	92.7%	92.5%
% of Patients satisfied with the time they had to wait for an appointment	4	4	N/A	87.3%	87.4%	87.0%

* This is based on patients treated on this contract for their most recent course of treatment. Figures in italics indicate the base number of FP17s or Patient Questionnaire responses are less than 100. N/A is shown where the base number of responses is less than 10 during the period. % is calculated as Quantity/Base number*100

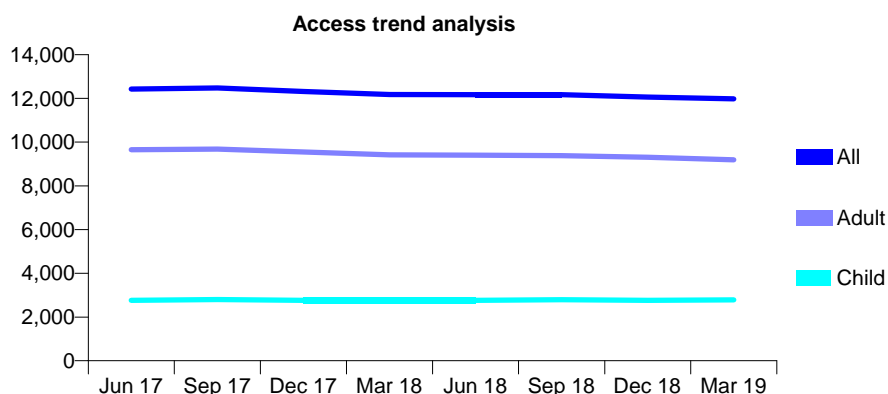
Q57 - Vital Signs At a Glance Contract Report for 271187/0003 - Year end March 2019

Name or company name	Harlow Dental Surgery
Contract type name	GDS Contract
Purpose of contract	General
Contract start date	01/04/2015
Contract end date	

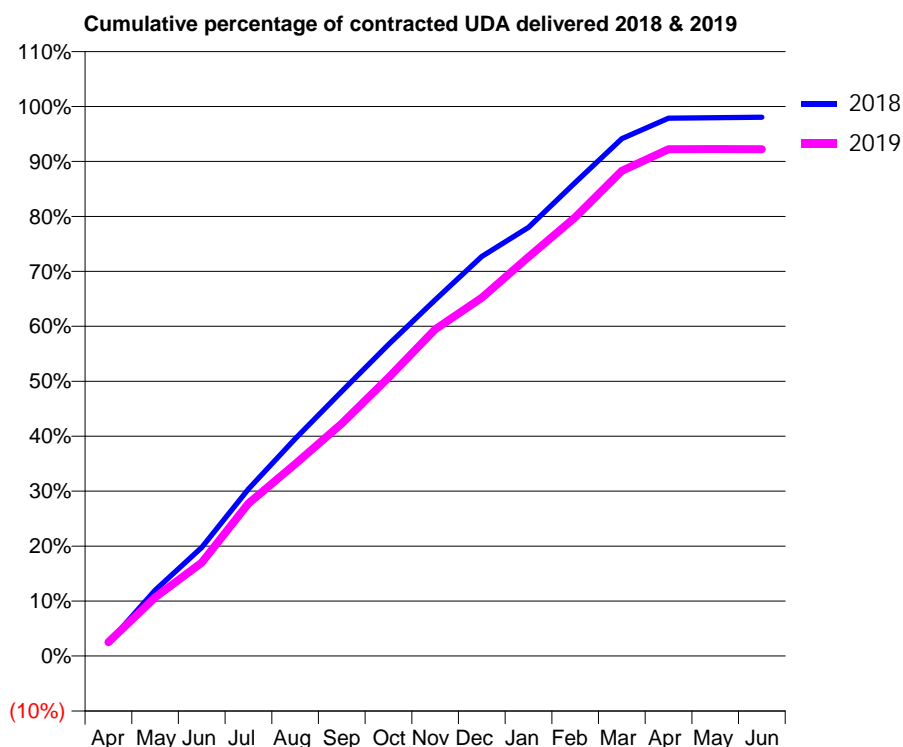
18/19 Contracted general activity (UDA)	36,237
Carry forward general activity (UDA)	719
18/19 Contracted orthodontic activity (UOA)	0
Carry forward orthodontic activity (UOA)	0
Baseline contract value	£827,819.46

ACCESS*

Patients seen in 24 months	Total	Change since previous quarter
Quarter ending March 2018	12,177	
Quarter ending June 2018	12,167	→
Quarter ending September 2018	12,168	→
Quarter ending December 2018	12,064	→
Quarter ending March 2019	11,976	→
Variance since March 2018	(1.7%)	↓



ACTIVITY



Month	Adjusted Scheduled Activity (UDA)	
	2018	2019
April	873	922
May	4,340	3,874
June	7,166	6,160
July	11,012	10,067
August	14,332	12,658
September	17,452	15,335
October	20,541	18,354
November	23,486	21,552
December	26,345	23,624
January	28,271	26,311
February	31,223	28,933
March	34,116	31,998
April	35,462	33,422
May	35,497	33,427
June	35,518	33,413

QUALITY

	Quantity	Base Number	Contract	AT	Region	England
% of FP17s for the same patient ID Re-attending within 3 months - Children	393	4,085	9.6%	10.0%	11.5%	11.8%
% of FP17s for the same patient ID Re-attending within 3 months - Adults	2,181	13,114	16.6%	14.5%	15.2%	15.7%
% of FP17s for the same patient ID Re-attending between 3 & 9 months - Children	2,137	4,085	52.3%	56.7%	60.2%	58.9%
% of FP17s for the same patient ID Re-attending between 3 & 9 months - Adults	6,575	13,114	50.1%	50.0%	51.8%	50.8%
% of FP17s for Band 1 Urgent Courses	1,492	16,356	9.1%	8.7%	8.1%	9.1%
% of FP17s Relating to Free Repair or Replacements	189	16,356	1.2%	0.7%	0.8%	0.8%
% of FP17s Relating to Continuations	114	16,356	0.7%	0.9%	0.9%	0.9%
% of Patients satisfied with the dentistry they have received	8	9	N/A	92.9%	92.7%	92.5%
% of Patients satisfied with the time they had to wait for an appointment	9	9	N/A	87.3%	87.4%	87.0%

* This is based on patients treated on this contract for their most recent course of treatment. Figures in italics indicate the base number of FP17s or Patient Questionnaire responses are less than 100. N/A is shown where the base number of responses is less than 10 during the period. % is calculated as Quantity/Base number*100

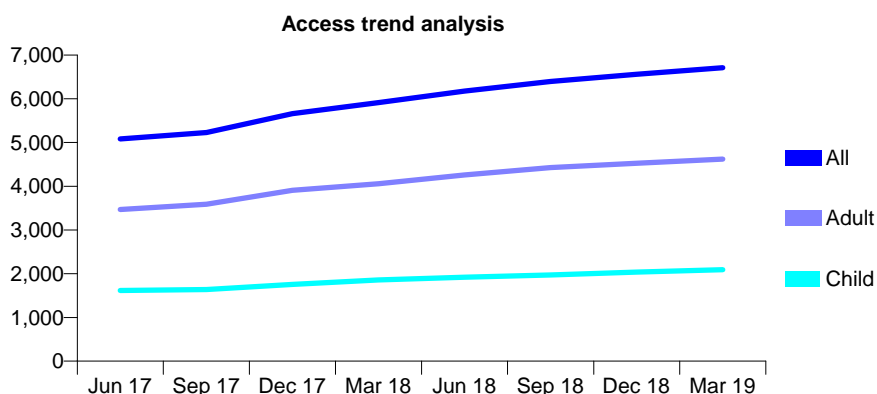
Q57 - Vital Signs At a Glance Contract Report for 273090/0001 - Year end March 2019

Name or company name	MR I ABDUL-GHANI
Contract type name	GDS Contract
Purpose of contract	General
Contract start date	01/12/2006
Contract end date	

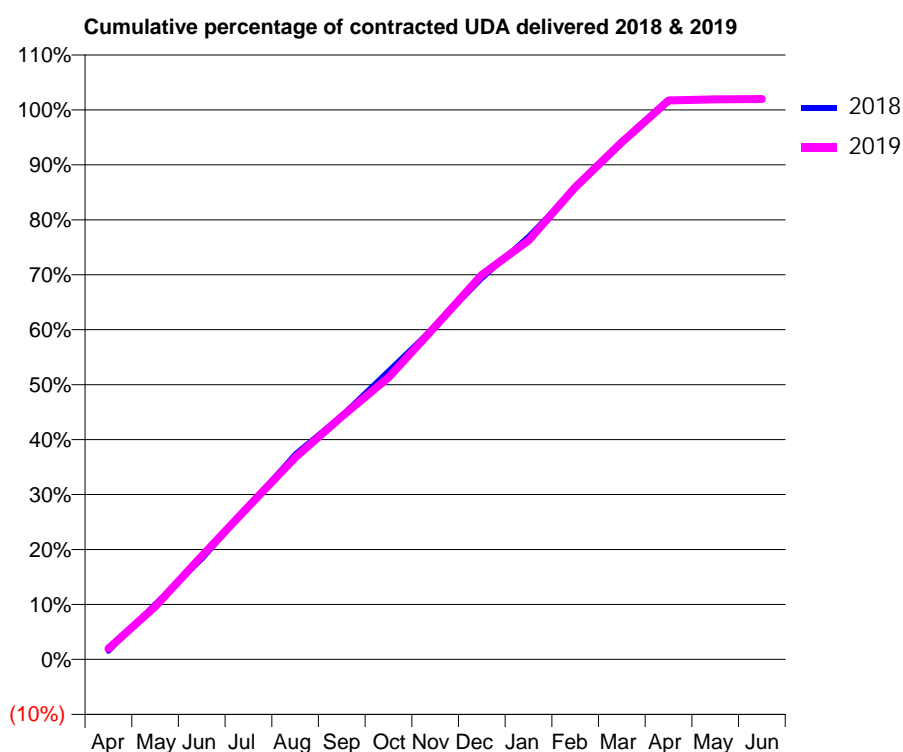
18/19 Contracted general activity (UDA)	14,500
Carry forward general activity (UDA)	-286
18/19 Contracted orthodontic activity (UOA)	0
Carry forward orthodontic activity (UOA)	0
Baseline contract value	£359,780.92

ACCESS*

Patients seen in 24 months	Total	Change since previous quarter
Quarter ending March 2018	5,914	
Quarter ending June 2018	6,178	↑
Quarter ending September 2018	6,399	↑
Quarter ending December 2018	6,561	↑
Quarter ending March 2019	6,712	↑
Variance since March 2018	13.5%	↑



ACTIVITY



Month	Adjusted Scheduled Activity (UDA)	
	2018	2019
April	219	286
May	1,465	1,394
June	2,645	2,726
July	4,032	4,033
August	5,418	5,324
September	6,435	6,411
October	7,614	7,440
November	8,796	8,783
December	10,052	10,146
January	11,159	11,056
February	12,426	12,457
March	13,611	13,644
April	14,741	14,748
May	14,768	14,776
June	14,786	14,787

QUALITY

	Quantity	Base Number	Contract	AT	Region	England
% of FP17s for the same patient ID Re-attending within 3 months - Children	173	2,964	5.8%	10.0%	11.5%	11.8%
% of FP17s for the same patient ID Re-attending within 3 months - Adults	577	6,066	9.5%	14.5%	15.2%	15.7%
% of FP17s for the same patient ID Re-attending between 3 & 9 months - Children	1,807	2,964	61.0%	56.7%	60.2%	58.9%
% of FP17s for the same patient ID Re-attending between 3 & 9 months - Adults	3,444	6,066	56.8%	50.0%	51.8%	50.8%
% of FP17s for Band 1 Urgent Courses	476	8,959	5.3%	8.7%	8.1%	9.1%
% of FP17s Relating to Free Repair or Replacements	19	8,959	0.2%	0.7%	0.8%	0.8%
% of FP17s Relating to Continuations	28	8,959	0.3%	0.9%	0.9%	0.9%
% of Patients satisfied with the dentistry they have received	4	4	N/A	92.9%	92.7%	92.5%
% of Patients satisfied with the time they had to wait for an appointment	4	4	N/A	87.3%	87.4%	87.0%

* This is based on patients treated on this contract for their most recent course of treatment. Figures in italics indicate the base number of FP17s or Patient Questionnaire responses are less than 100. N/A is shown where the base number of responses is less than 10 during the period. % is calculated as Quantity/Base number*100

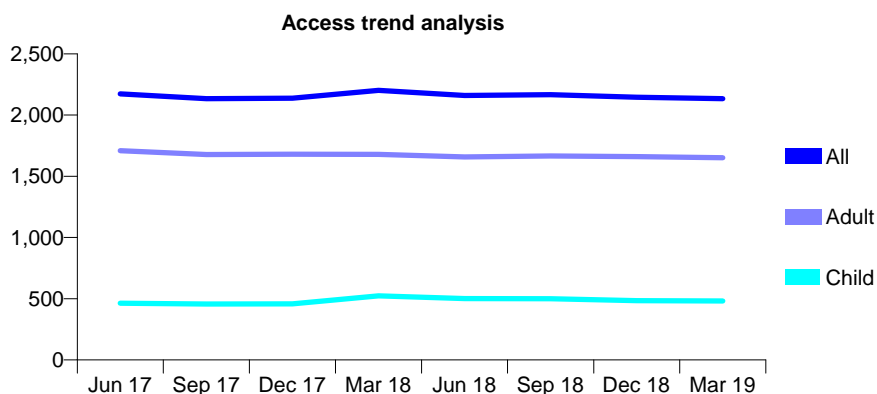
Q57 - Vital Signs At a Glance Contract Report for 274968/0001 - Year end March 2019

Name or company name	Dental Surgery
Contract type name	GDS Contract
Purpose of contract	General
Contract start date	26/12/2010
Contract end date	

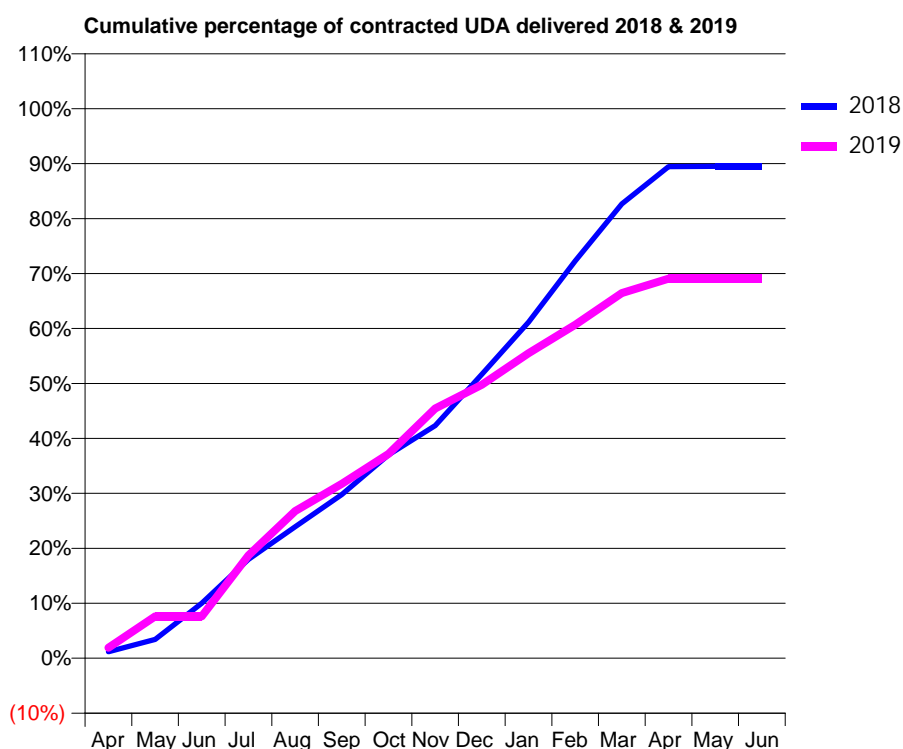
18/19 Contracted general activity (UDA)	8,488
Carry forward general activity (UDA)	0
18/19 Contracted orthodontic activity (UOA)	0
Carry forward orthodontic activity (UOA)	0
Baseline contract value	£182,487.69

ACCESS*

Patients seen in 24 months	Total	Change since previous quarter
Quarter ending March 2018	2,202	
Quarter ending June 2018	2,160	↓
Quarter ending September 2018	2,166	→
Quarter ending December 2018	2,145	→
Quarter ending March 2019	2,134	→
Variance since March 2018	(3.1%)	↓



ACTIVITY



Adjusted Scheduled Activity (UDA)		
Month	2018	2019
April	100	162
May	291	648
June	849	648
July	1,527	1,589
August	2,031	2,273
September	2,529	2,692
October	3,141	3,156
November	3,593	3,857
December	4,385	4,224
January	5,191	4,710
February	6,137	5,151
March	7,017	5,641
April	7,591	5,862
May	7,597	5,862
June	7,597	5,862

QUALITY

	Quantity	Base Number	Contract	AT	Region	England
% of FP17s for the same patient ID Re-attending within 3 months - Children	41	670	6.1%	10.0%	11.5%	11.8%
% of FP17s for the same patient ID Re-attending within 3 months - Adults	336	2,237	15.0%	14.5%	15.2%	15.7%
% of FP17s for the same patient ID Re-attending between 3 & 9 months - Children	405	670	60.4%	56.7%	60.2%	58.9%
% of FP17s for the same patient ID Re-attending between 3 & 9 months - Adults	925	2,237	41.4%	50.0%	51.8%	50.8%
% of FP17s for Band 1 Urgent Courses	333	2,846	11.7%	8.7%	8.1%	9.1%
% of FP17s Relating to Free Repair or Replacements	23	2,846	0.8%	0.7%	0.8%	0.8%
% of FP17s Relating to Continuations	5	2,846	0.2%	0.9%	0.9%	0.9%
% of Patients satisfied with the dentistry they have received	0	1	N/A	92.9%	92.7%	92.5%
% of Patients satisfied with the time they had to wait for an appointment	0	1	N/A	87.3%	87.4%	87.0%

* This is based on patients treated on this contract for their most recent course of treatment.

Figures in italics indicate the base number of FP17s or Patient Questionnaire responses are less than 100. N/A is shown where the base number of responses is less than 10 during the period. % is calculated as Quantity/Base number*100

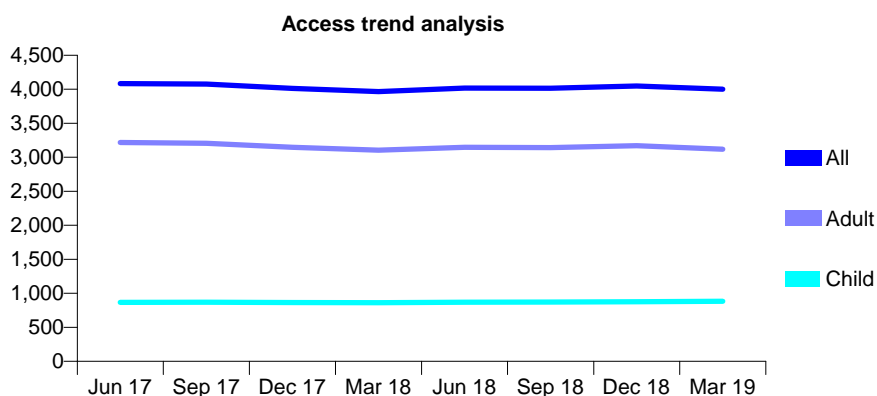
Q57 - Vital Signs At a Glance Contract Report for 277371/0004 - Year end March 2019

Name or company name	MRS K SIVAGURUNATHAN
Contract type name	GDS Contract
Purpose of contract	General
Contract start date	01/07/2013
Contract end date	

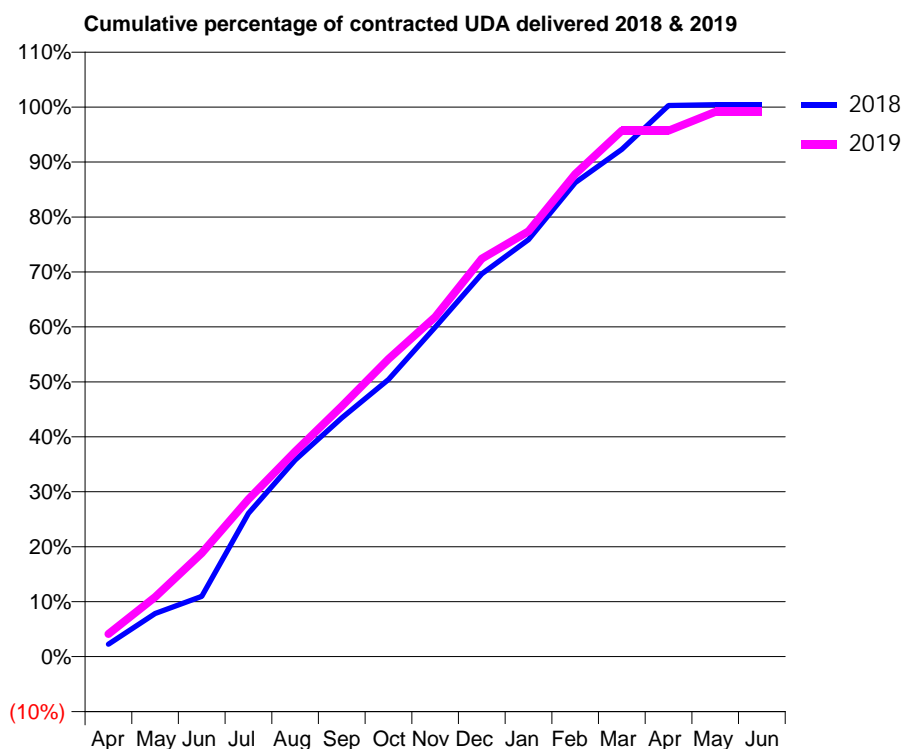
18/19 Contracted general activity (UDA)	8,081
Carry forward general activity (UDA)	-34
18/19 Contracted orthodontic activity (UOA)	0
Carry forward orthodontic activity (UOA)	0
Baseline contract value	£256,718.45

ACCESS*

Patients seen in 24 months	Total	Change since previous quarter
Quarter ending March 2018	3,966	
Quarter ending June 2018	4,018	→
Quarter ending September 2018	4,014	→
Quarter ending December 2018	4,048	→
Quarter ending March 2019	4,001	↓
Variance since March 2018	0.9%	→



ACTIVITY



Month	Adjusted Scheduled Activity (UDA)	
	2018	2019
April	184	332
May	635	878
June	886	1,522
July	2,107	2,316
August	2,891	3,016
September	3,511	3,683
October	4,075	4,376
November	4,844	4,995
December	5,630	5,853
January	6,131	6,254
February	6,969	7,097
March	7,458	7,736
April	8,105	7,736
May	8,115	8,010
June	8,115	8,010

QUALITY

	Quantity	Base Number	Contract	AT	Region	England
% of FP17s for the same patient ID Re-attending within 3 months - Children	84	1,367	6.1%	10.0%	11.5%	11.8%
% of FP17s for the same patient ID Re-attending within 3 months - Adults	304	3,436	8.8%	14.5%	15.2%	15.7%
% of FP17s for the same patient ID Re-attending between 3 & 9 months - Children	909	1,367	66.5%	56.7%	60.2%	58.9%
% of FP17s for the same patient ID Re-attending between 3 & 9 months - Adults	1,073	3,436	31.2%	50.0%	51.8%	50.8%
% of FP17s for Band 1 Urgent Courses	348	4,666	7.5%	8.7%	8.1%	9.1%
% of FP17s Relating to Free Repair or Replacements	23	4,666	0.5%	0.7%	0.8%	0.8%
% of FP17s Relating to Continuations	47	4,666	1.0%	0.9%	0.9%	0.9%
% of Patients satisfied with the dentistry they have received	1	1	N/A	92.9%	92.7%	92.5%
% of Patients satisfied with the time they had to wait for an appointment	1	1	N/A	87.3%	87.4%	87.0%

* This is based on patients treated on this contract for their most recent course of treatment. Figures in italics indicate the base number of FP17s or Patient Questionnaire responses are less than 100. N/A is shown where the base number of responses is less than 10 during the period. % is calculated as Quantity/Base number*100

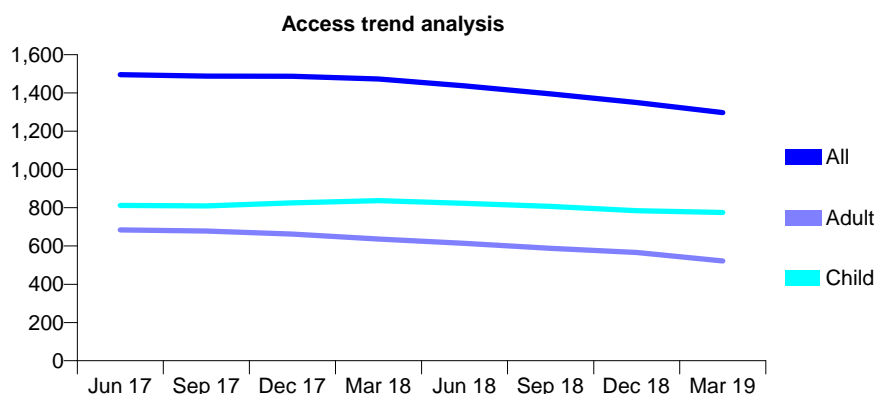
Q57 - Vital Signs At a Glance Contract Report for 304042/0001 - Year end March 2019

Name or company name	Miss N Jayasuriya
Contract type name	GDS Contract
Purpose of contract	General
Contract start date	01/04/2006
Contract end date	

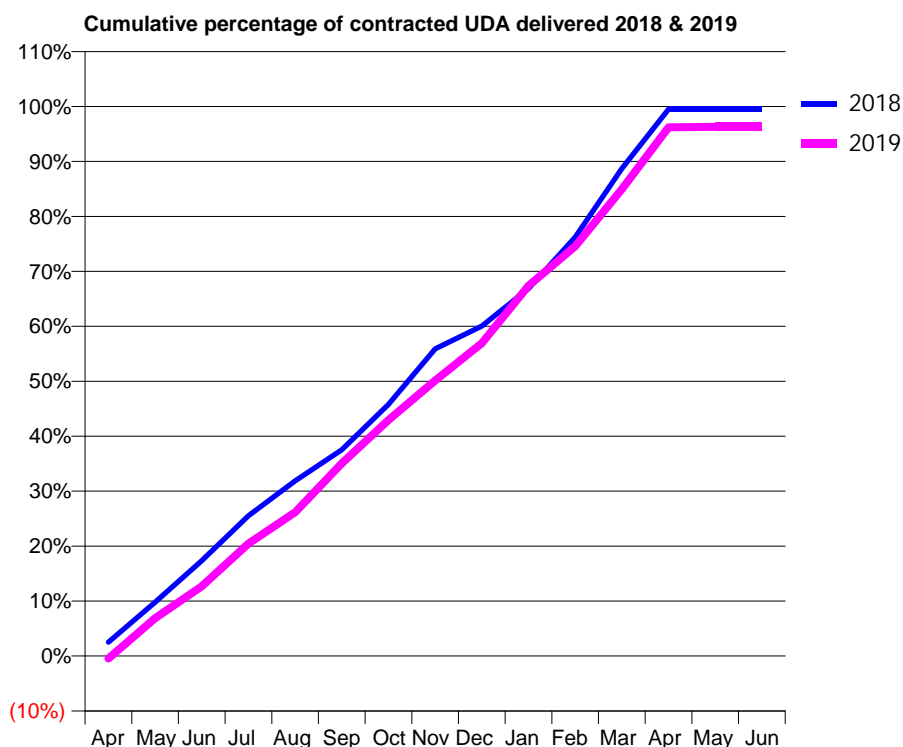
18/19 Contracted general activity (UDA)	3,000
Carry forward general activity (UDA)	15
18/19 Contracted orthodontic activity (UOA)	0
Carry forward orthodontic activity (UOA)	0
Baseline contract value	£76,147.09

ACCESS*

Patients seen in 24 months	Total	Change since previous quarter
Quarter ending March 2018	1,473	
Quarter ending June 2018	1,437	↓
Quarter ending September 2018	1,395	↓
Quarter ending December 2018	1,350	↓
Quarter ending March 2019	1,297	↓
Variance since March 2018	(11.9%)	↓



ACTIVITY



Month	Adjusted Scheduled Activity (UDA)	
	2018	2019
April	76	-14
May	293	206
June	520	380
July	766	614
August	956	785
September	1,126	1,052
October	1,374	1,288
November	1,677	1,504
December	1,801	1,707
January	2,005	2,022
February	2,287	2,237
March	2,661	2,548
April	2,985	2,886
May	2,985	2,889
June	2,985	2,889

QUALITY

	Quantity	Base Number	Contract	AT	Region	England
% of FP17s for the same patient ID Re-attending within 3 months - Children	90	1,061	8.5%	10.0%	11.5%	11.8%
% of FP17s for the same patient ID Re-attending within 3 months - Adults	88	525	16.8%	14.5%	15.2%	15.7%
% of FP17s for the same patient ID Re-attending between 3 & 9 months - Children	599	1,061	56.5%	56.7%	60.2%	58.9%
% of FP17s for the same patient ID Re-attending between 3 & 9 months - Adults	215	525	41.0%	50.0%	51.8%	50.8%
% of FP17s for Band 1 Urgent Courses	169	1,596	10.6%	8.7%	8.1%	9.1%
% of FP17s Relating to Free Repair or Replacements	4	1,596	0.3%	0.7%	0.8%	0.8%
% of FP17s Relating to Continuations	10	1,596	0.6%	0.9%	0.9%	0.9%
% of Patients satisfied with the dentistry they have received	0	0	N/A	92.9%	92.7%	92.5%
% of Patients satisfied with the time they had to wait for an appointment	0	0	N/A	87.3%	87.4%	87.0%

* This is based on patients treated on this contract for their most recent course of treatment. Figures in italics indicate the base number of FP17s or Patient Questionnaire responses are less than 100. N/A is shown where the base number of responses is less than 10 during the period. % is calculated as Quantity/Base number*100

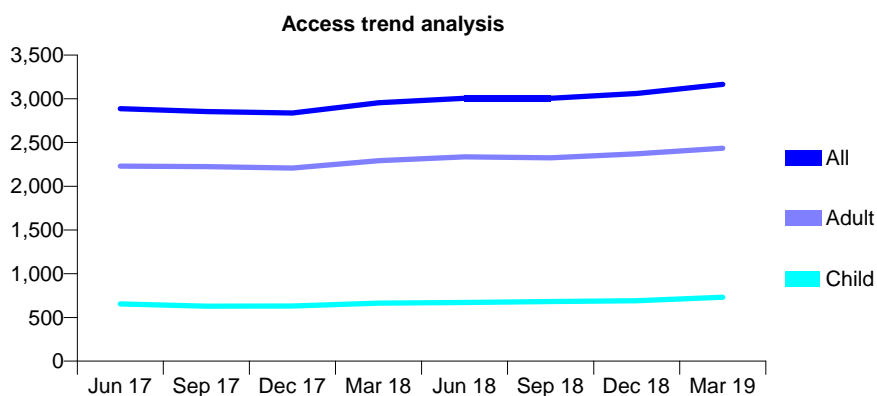
Q57 - Vital Signs At a Glance Contract Report for 305537/0001 - Year end March 2019

Name or company name	Dental Smiles Chelmsford Partnership
Contract type name	GDS Contract
Purpose of contract	General
Contract start date	01/04/2006
Contract end date	

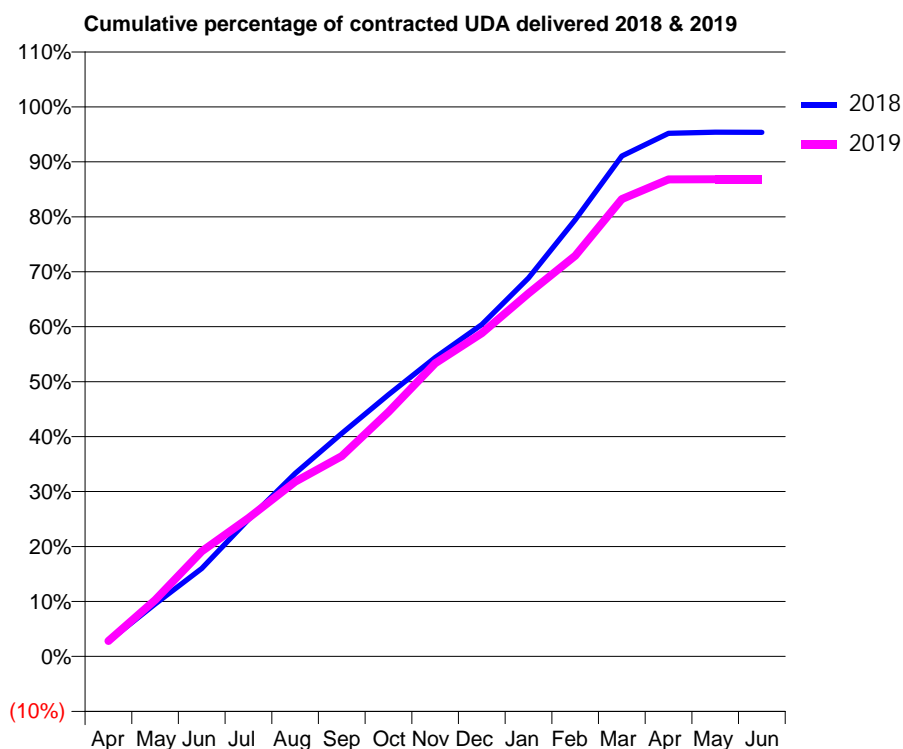
18/19 Contracted general activity (UDA)	7,583
Carry forward general activity (UDA)	0
18/19 Contracted orthodontic activity (UOA)	0
Carry forward orthodontic activity (UOA)	0
Baseline contract value	£170,841.84

ACCESS*

Patients seen in 24 months	Total	Change since previous quarter
Quarter ending March 2018	2,955	
Quarter ending June 2018	3,006	→
Quarter ending September 2018	3,006	→
Quarter ending December 2018	3,062	→
Quarter ending March 2019	3,166	↑
Variance since March 2018	7.1%	↑



ACTIVITY



Month	2018	2019
April	209	213
May	724	779
June	1,214	1,451
July	1,889	1,910
August	2,525	2,409
September	3,077	2,765
October	3,611	3,374
November	4,125	4,043
December	4,579	4,460
January	5,221	5,009
February	6,026	5,528
March	6,905	6,312
April	7,218	6,582
May	7,232	6,584
June	7,231	6,585

QUALITY

	Quantity	Base Number	Contract	AT	Region	England
% of FP17s for the same patient ID Re-attending within 3 months - Children	139	1,168	11.9%	10.0%	11.5%	11.8%
% of FP17s for the same patient ID Re-attending within 3 months - Adults	388	2,908	13.3%	14.5%	15.2%	15.7%
% of FP17s for the same patient ID Re-attending between 3 & 9 months - Children	630	1,168	53.9%	56.7%	60.2%	58.9%
% of FP17s for the same patient ID Re-attending between 3 & 9 months - Adults	1,410	2,908	48.5%	50.0%	51.8%	50.8%
% of FP17s for Band 1 Urgent Courses	221	3,308	6.7%	8.7%	8.1%	9.1%
% of FP17s Relating to Free Repair or Replacements	9	3,308	0.3%	0.7%	0.8%	0.8%
% of FP17s Relating to Continuations	72	3,308	2.2%	0.9%	0.9%	0.9%
% of Patients satisfied with the dentistry they have received	2	2	N/A	92.9%	92.7%	92.5%
% of Patients satisfied with the time they had to wait for an appointment	2	2	N/A	87.3%	87.4%	87.0%

* This is based on patients treated on this contract for their most recent course of treatment. Figures in italics indicate the base number of FP17s or Patient Questionnaire responses are less than 100. N/A is shown where the base number of responses is less than 10 during the period. % is calculated as Quantity/Base number*100

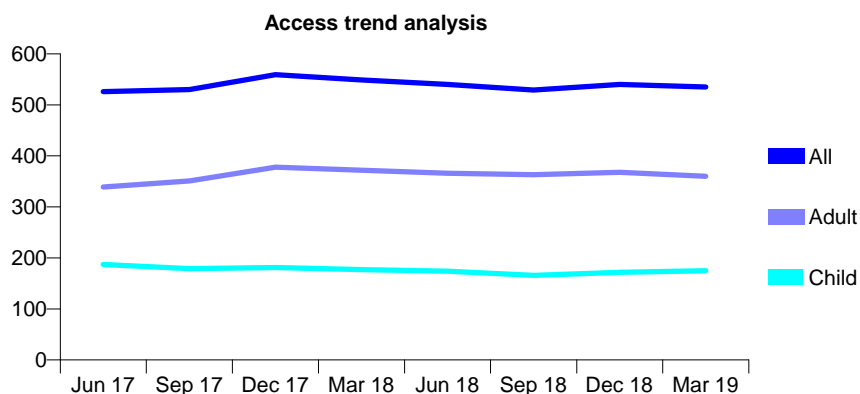
Q57 - Vital Signs At a Glance Contract Report for 306207/0001 - Year end March 2019

Name or company name	The Cosmetic Dental Studio
Contract type name	GDS Contract
Purpose of contract	General
Contract start date	01/04/2006
Contract end date	

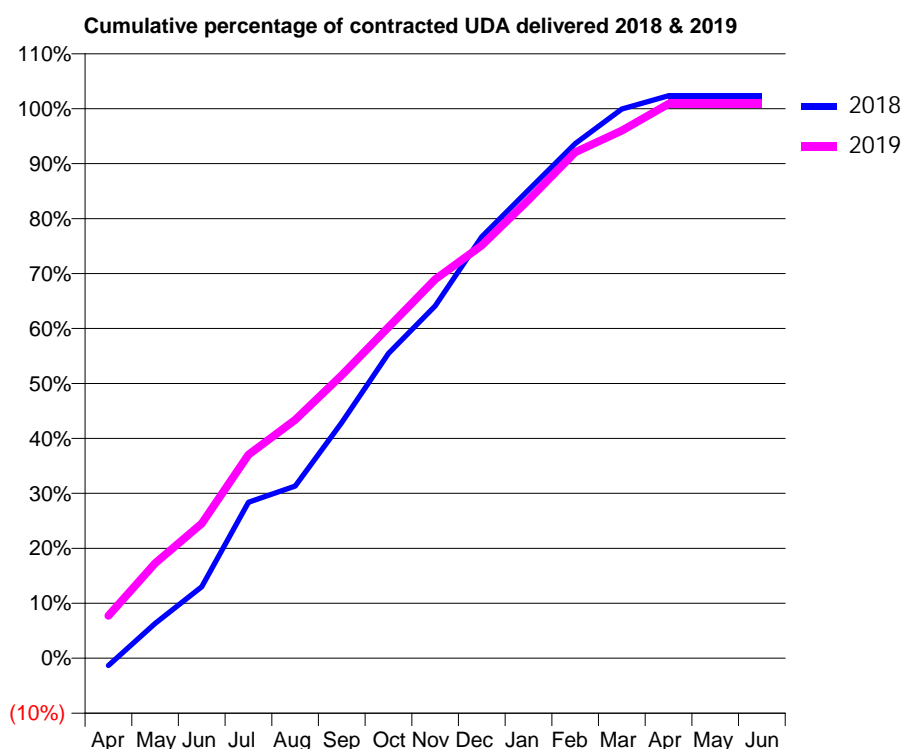
18/19 Contracted general activity (UDA)	1,400
Carry forward general activity (UDA)	-28
18/19 Contracted orthodontic activity (UOA)	0
Carry forward orthodontic activity (UOA)	0
Baseline contract value	£43,813.15

ACCESS*

Patients seen in 24 months	Total	Change since previous quarter
Quarter ending March 2018	549	
Quarter ending June 2018	540	↓
Quarter ending September 2018	529	↓
Quarter ending December 2018	540	↑
Quarter ending March 2019	535	→
Variance since March 2018	(2.6%)	↓



ACTIVITY



Adjusted Scheduled Activity (UDA)		
Month	2018	2019
April	-19	108
May	89	242
June	182	343
July	397	518
August	438	607
September	601	721
October	777	843
November	898	965
December	1,074	1,052
January	1,193	1,168
February	1,311	1,289
March	1,399	1,344
April	1,433	1,412
May	1,433	1,412
June	1,433	1,412

QUALITY

	Quantity	Base Number	Contract	AT	Region	England
% of FP17s for the same patient ID Re-attending within 3 months - Children	15	299	5.0%	10.0%	11.5%	11.8%
% of FP17s for the same patient ID Re-attending within 3 months - Adults	59	554	10.6%	14.5%	15.2%	15.7%
% of FP17s for the same patient ID Re-attending between 3 & 9 months - Children	228	299	76.3%	56.7%	60.2%	58.9%
% of FP17s for the same patient ID Re-attending between 3 & 9 months - Adults	396	554	71.5%	50.0%	51.8%	50.8%
% of FP17s for Band 1 Urgent Courses	5	859	0.6%	8.7%	8.1%	9.1%
% of FP17s Relating to Free Repair or Replacements	0	859	0.0%	0.7%	0.8%	0.8%
% of FP17s Relating to Continuations	24	859	2.8%	0.9%	0.9%	0.9%
% of Patients satisfied with the dentistry they have received	0	0	N/A	92.9%	92.7%	92.5%
% of Patients satisfied with the time they had to wait for an appointment	0	0	N/A	87.3%	87.4%	87.0%

* This is based on patients treated on this contract for their most recent course of treatment.

Figures in italics indicate the base number of FP17s or Patient Questionnaire responses are less than 100. N/A is shown where the base number of responses is less than 10 during the period. % is calculated as Quantity/Base number*100

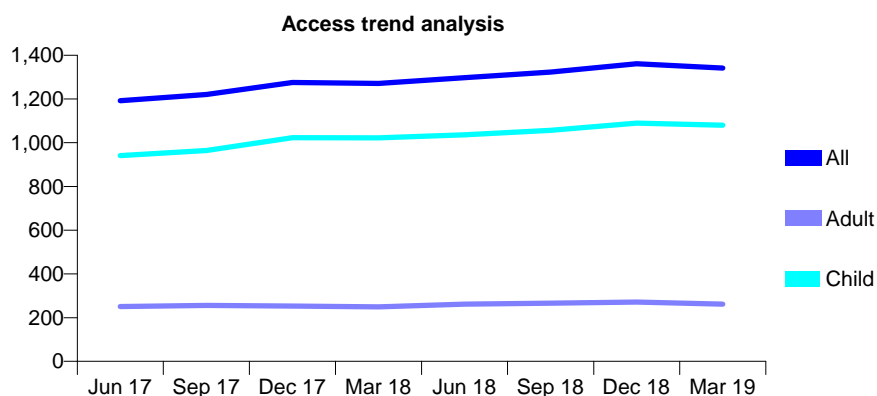
Q57 - Vital Signs At a Glance Contract Report for 306207/0002 - Year end March 2019

Name or company name	The Cosmetic Dental Studio
Contract type name	GDS Contract
Purpose of contract	General
Contract start date	01/04/2006
Contract end date	

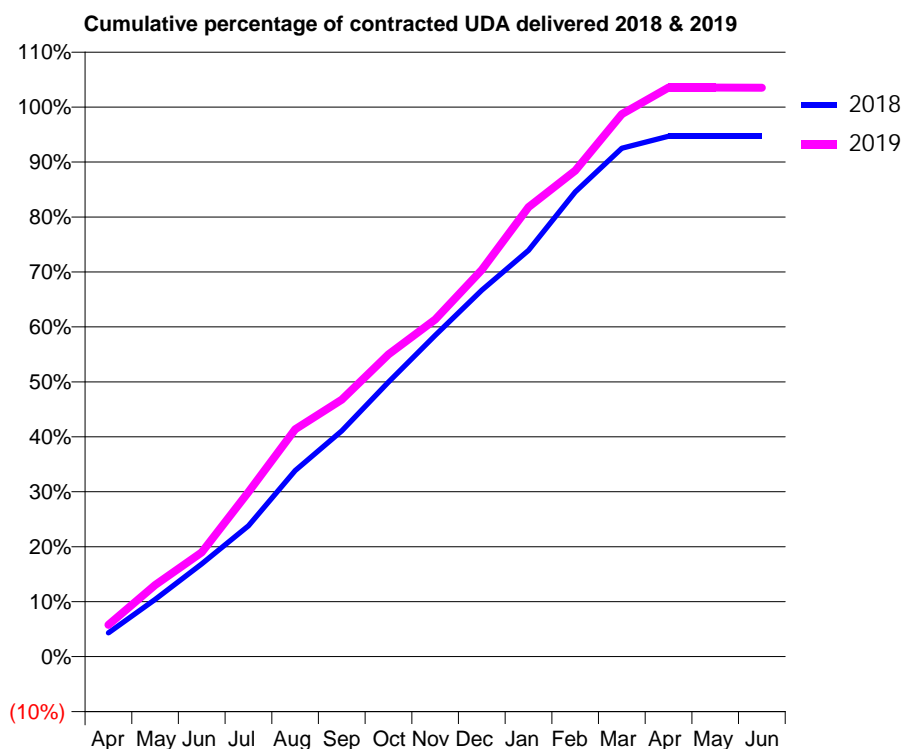
18/19 Contracted general activity (UDA)	3,000
Carry forward general activity (UDA)	0
18/19 Contracted orthodontic activity (UOA)	0
Carry forward orthodontic activity (UOA)	0
Baseline contract value	£86,680.00

ACCESS*

Patients seen in 24 months	Total	Change since previous quarter
Quarter ending March 2018	1,271	
Quarter ending June 2018	1,298	↑
Quarter ending September 2018	1,323	→
Quarter ending December 2018	1,361	↑
Quarter ending March 2019	1,342	↓
Variance since March 2018	5.6%	↑



ACTIVITY



Month	Adjusted Scheduled Activity (UDA)	
	2018	2019
April	130	173
May	313	391
June	506	569
July	715	899
August	1,016	1,241
September	1,232	1,402
October	1,499	1,650
November	1,754	1,841
December	2,000	2,111
January	2,218	2,453
February	2,537	2,652
March	2,776	2,961
April	2,841	3,106
May	2,841	3,106
June	2,841	3,105

QUALITY

	Quantity	Base Number	Contract	AT	Region	England
% of FP17s for the same patient ID Re-attending within 3 months - Children	145	2,255	6.4%	10.0%	11.5%	11.8%
% of FP17s for the same patient ID Re-attending within 3 months - Adults	20	220	9.1%	14.5%	15.2%	15.7%
% of FP17s for the same patient ID Re-attending between 3 & 9 months - Children	1,624	2,255	72.0%	56.7%	60.2%	58.9%
% of FP17s for the same patient ID Re-attending between 3 & 9 months - Adults	163	220	74.1%	50.0%	51.8%	50.8%
% of FP17s for Band 1 Urgent Courses	130	2,537	5.1%	8.7%	8.1%	9.1%
% of FP17s Relating to Free Repair or Replacements	0	2,537	0.0%	0.7%	0.8%	0.8%
% of FP17s Relating to Continuations	22	2,537	0.9%	0.9%	0.9%	0.9%
% of Patients satisfied with the dentistry they have received	0	0	N/A	92.9%	92.7%	92.5%
% of Patients satisfied with the time they had to wait for an appointment	0	0	N/A	87.3%	87.4%	87.0%

* This is based on patients treated on this contract for their most recent course of treatment. Figures in italics indicate the base number of FP17s or Patient Questionnaire responses are less than 100. N/A is shown where the base number of responses is less than 10 during the period. % is calculated as Quantity/Base number*100

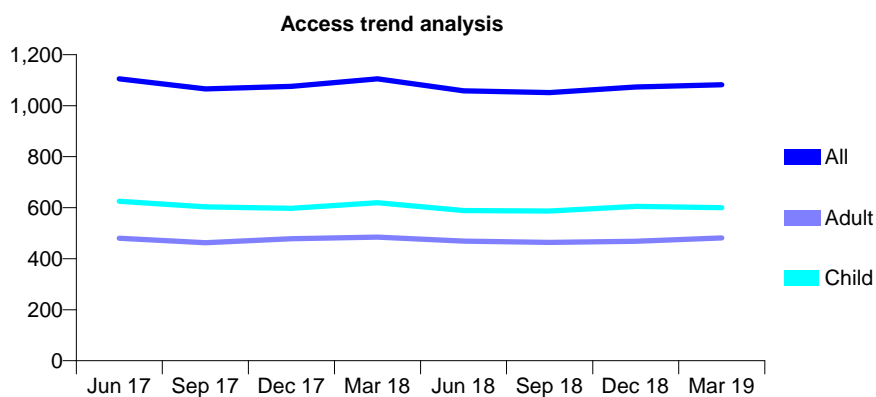
Q57 - Vital Signs At a Glance Contract Report for 320536/0001 - Year end March 2019

Name or company name	MR CY HUANG
Contract type name	GDS Contract
Purpose of contract	General
Contract start date	01/04/2006
Contract end date	

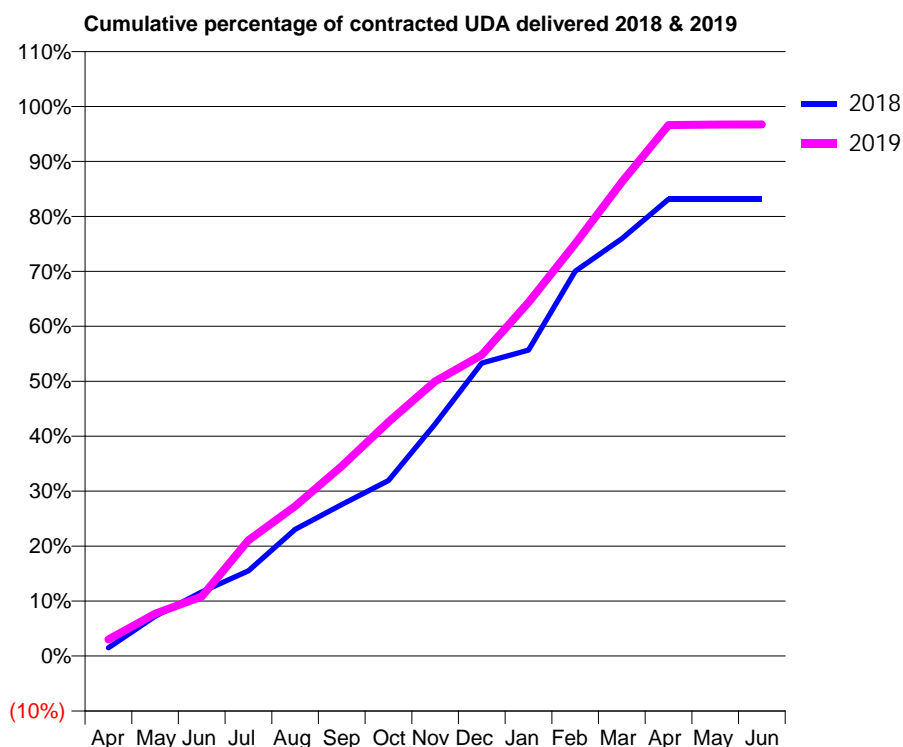
18/19 Contracted general activity (UDA)	2,889
Carry forward general activity (UDA)	0
18/19 Contracted orthodontic activity (UOA)	0
Carry forward orthodontic activity (UOA)	0
Baseline contract value	£75,197.97

ACCESS*

Patients seen in 24 months	Total	Change since previous quarter
Quarter ending March 2018	1,105	
Quarter ending June 2018	1,058	↓
Quarter ending September 2018	1,051	→
Quarter ending December 2018	1,073	↑
Quarter ending March 2019	1,082	→
Variance since March 2018	(2.1%)	↓



ACTIVITY



Month	Adjusted Scheduled Activity (UDA)	
	2018	2019
April	43	87
May	209	223
June	337	312
July	448	609
August	666	788
September	797	999
October	923	1,231
November	1,220	1,444
December	1,540	1,583
January	1,609	1,859
February	2,023	2,168
March	2,194	2,491
April	2,402	2,792
May	2,402	2,794
June	2,402	2,795

QUALITY

	Quantity	Base Number	Contract	AT	Region	England
% of FP17s for the same patient ID Re-attending within 3 months - Children	38	826	4.6%	10.0%	11.5%	11.8%
% of FP17s for the same patient ID Re-attending within 3 months - Adults	61	575	10.6%	14.5%	15.2%	15.7%
% of FP17s for the same patient ID Re-attending between 3 & 9 months - Children	468	826	56.7%	56.7%	60.2%	58.9%
% of FP17s for the same patient ID Re-attending between 3 & 9 months - Adults	288	575	50.1%	50.0%	51.8%	50.8%
% of FP17s for Band 1 Urgent Courses	46	1,414	3.3%	8.7%	8.1%	9.1%
% of FP17s Relating to Free Repair or Replacements	0	1,414	0.0%	0.7%	0.8%	0.8%
% of FP17s Relating to Continuations	5	1,414	0.4%	0.9%	0.9%	0.9%
% of Patients satisfied with the dentistry they have received	1	1	N/A	92.9%	92.7%	92.5%
% of Patients satisfied with the time they had to wait for an appointment	1	1	N/A	87.3%	87.4%	87.0%

* This is based on patients treated on this contract for their most recent course of treatment. Figures in italics indicate the base number of FP17s or Patient Questionnaire responses are less than 100. N/A is shown where the base number of responses is less than 10 during the period. % is calculated as Quantity/Base number*100

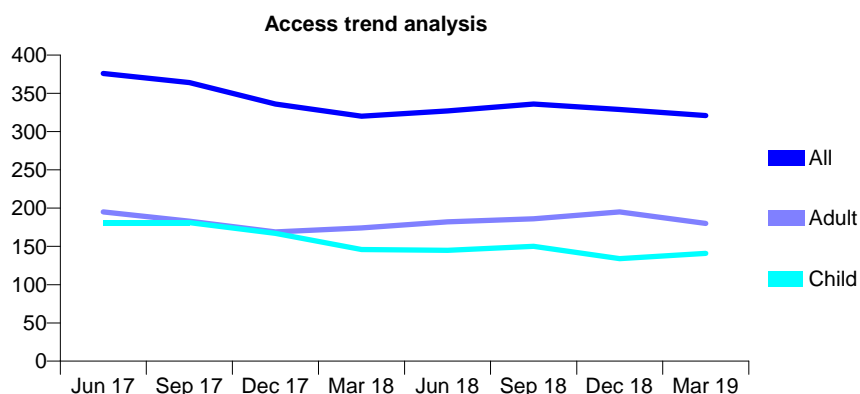
Q57 - Vital Signs At a Glance Contract Report for 321095/0001 - Year end March 2019

Name or company name	MR J STARK
Contract type name	GDS Contract
Purpose of contract	General
Contract start date	01/04/2006
Contract end date	

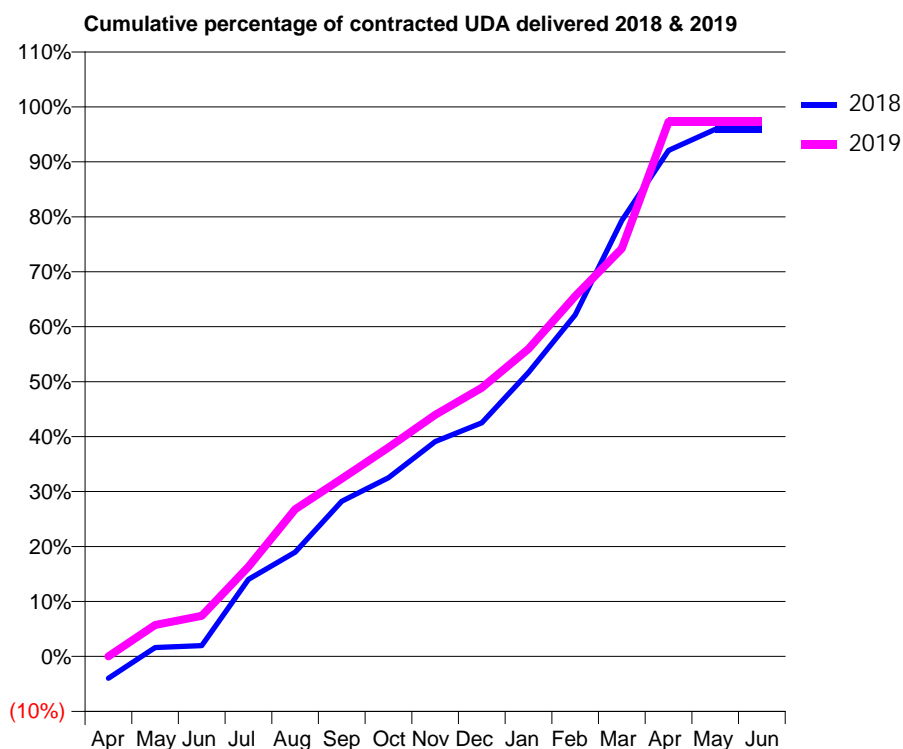
18/19 Contracted general activity (UDA)	850
Carry forward general activity (UDA)	0
18/19 Contracted orthodontic activity (UOA)	0
Carry forward orthodontic activity (UOA)	0
Baseline contract value	£18,582.28

ACCESS*

Patients seen in 24 months	Total	Change since previous quarter
Quarter ending March 2018	320	
Quarter ending June 2018	327	↑
Quarter ending September 2018	336	↑
Quarter ending December 2018	329	↓
Quarter ending March 2019	321	↓
Variance since March 2018	0.3%	→



ACTIVITY



Month	Adjusted Scheduled Activity (UDA)	
	2018	2019
April	-34	0
May	14	49
June	17	63
July	119	139
August	161	228
September	240	275
October	277	323
November	332	374
December	361	416
January	439	476
February	528	557
March	674	631
April	783	827
May	815	827
June	815	827

QUALITY

	Quantity	Base Number	Contract	AT	Region	England
% of FP17s for the same patient ID Re-attending within 3 months - Children	42	221	19.0%	10.0%	11.5%	11.8%
% of FP17s for the same patient ID Re-attending within 3 months - Adults	42	170	24.7%	14.5%	15.2%	15.7%
% of FP17s for the same patient ID Re-attending between 3 & 9 months - Children	109	221	49.3%	56.7%	60.2%	58.9%
% of FP17s for the same patient ID Re-attending between 3 & 9 months - Adults	54	170	31.8%	50.0%	51.8%	50.8%
% of FP17s for Band 1 Urgent Courses	99	403	24.6%	8.7%	8.1%	9.1%
% of FP17s Relating to Free Repair or Replacements	9	403	2.2%	0.7%	0.8%	0.8%
% of FP17s Relating to Continuations	2	403	0.5%	0.9%	0.9%	0.9%
% of Patients satisfied with the dentistry they have received	0	0	N/A	92.9%	92.7%	92.5%
% of Patients satisfied with the time they had to wait for an appointment	0	0	N/A	87.3%	87.4%	87.0%

* This is based on patients treated on this contract for their most recent course of treatment. Figures in italics indicate the base number of FP17s or Patient Questionnaire responses are less than 100. N/A is shown where the base number of responses is less than 10 during the period. % is calculated as Quantity/Base number*100

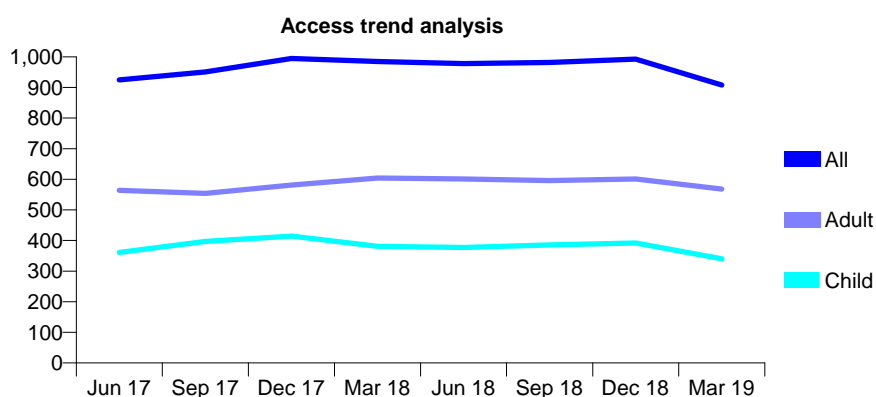
Q57 - Vital Signs At a Glance Contract Report for 321109/0001 - Year end March 2019

Name or company name	MR SI MCKENZIE
Contract type name	GDS Contract
Purpose of contract	General
Contract start date	01/04/2006
Contract end date	

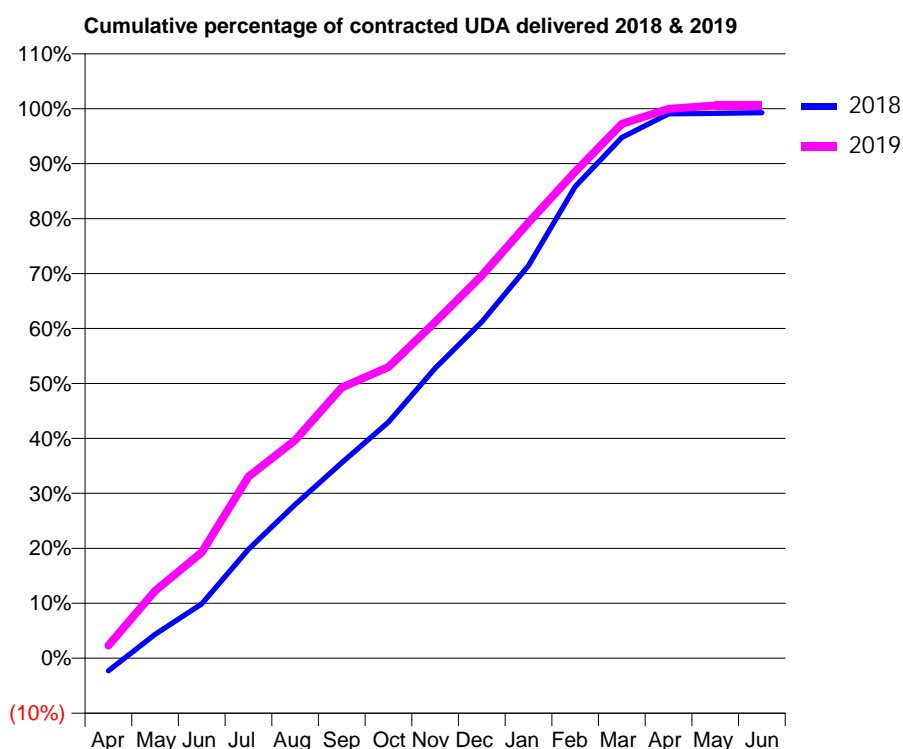
18/19 Contracted general activity (UDA)	2,600
Carry forward general activity (UDA)	19
18/19 Contracted orthodontic activity (UOA)	0
Carry forward orthodontic activity (UOA)	0
Baseline contract value	£80,666.58

ACCESS*

Patients seen in 24 months	Total	Change since previous quarter
Quarter ending March 2018	985	
Quarter ending June 2018	978	→
Quarter ending September 2018	982	→
Quarter ending December 2018	993	→
Quarter ending March 2019	908	↓
Variance since March 2018	(7.8%)	↓



ACTIVITY



Month	Adjusted Scheduled Activity (UDA)	
	2018	2019
April	-60	60
May	113	319
June	257	500
July	515	859
August	727	1,032
September	925	1,281
October	1,117	1,378
November	1,373	1,591
December	1,591	1,810
January	1,858	2,061
February	2,232	2,302
March	2,464	2,528
April	2,576	2,599
May	2,578	2,615
June	2,581	2,615

QUALITY

	Quantity	Base Number	Contract	AT	Region	England
% of FP17s for the same patient ID Re-attending within 3 months - Children	30	533	5.6%	10.0%	11.5%	11.8%
% of FP17s for the same patient ID Re-attending within 3 months - Adults	104	782	13.3%	14.5%	15.2%	15.7%
% of FP17s for the same patient ID Re-attending between 3 & 9 months - Children	313	533	58.7%	56.7%	60.2%	58.9%
% of FP17s for the same patient ID Re-attending between 3 & 9 months - Adults	360	782	46.0%	50.0%	51.8%	50.8%
% of FP17s for Band 1 Urgent Courses	91	1,312	6.9%	8.7%	8.1%	9.1%
% of FP17s Relating to Free Repair or Replacements	10	1,312	0.8%	0.7%	0.8%	0.8%
% of FP17s Relating to Continuations	27	1,312	2.1%	0.9%	0.9%	0.9%
% of Patients satisfied with the dentistry they have received	1	1	N/A	92.9%	92.7%	92.5%
% of Patients satisfied with the time they had to wait for an appointment	1	1	N/A	87.3%	87.4%	87.0%

* This is based on patients treated on this contract for their most recent course of treatment.

Figures in italics indicate the base number of FP17s or Patient Questionnaire responses are less than 100. N/A is shown where the base number of responses is less than 10 during the period. % is calculated as Quantity/Base number*100

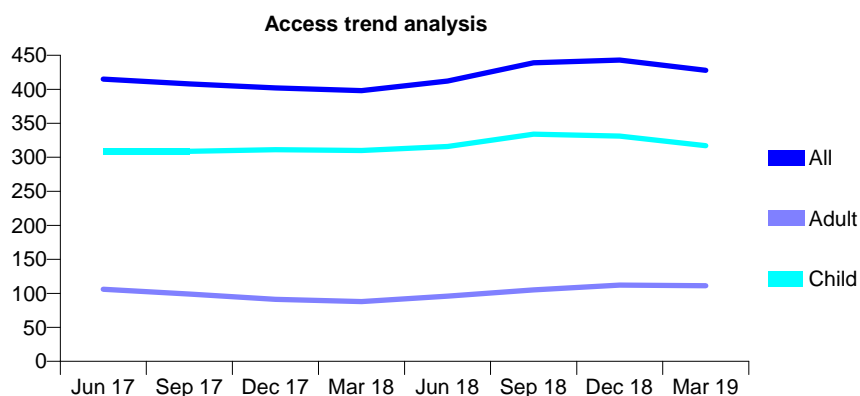
Q57 - Vital Signs At a Glance Contract Report for 323152/0002 - Year end March 2019

Name or company name	MR D DRISCOLL
Contract type name	GDS Contract
Purpose of contract	General
Contract start date	01/04/2009
Contract end date	

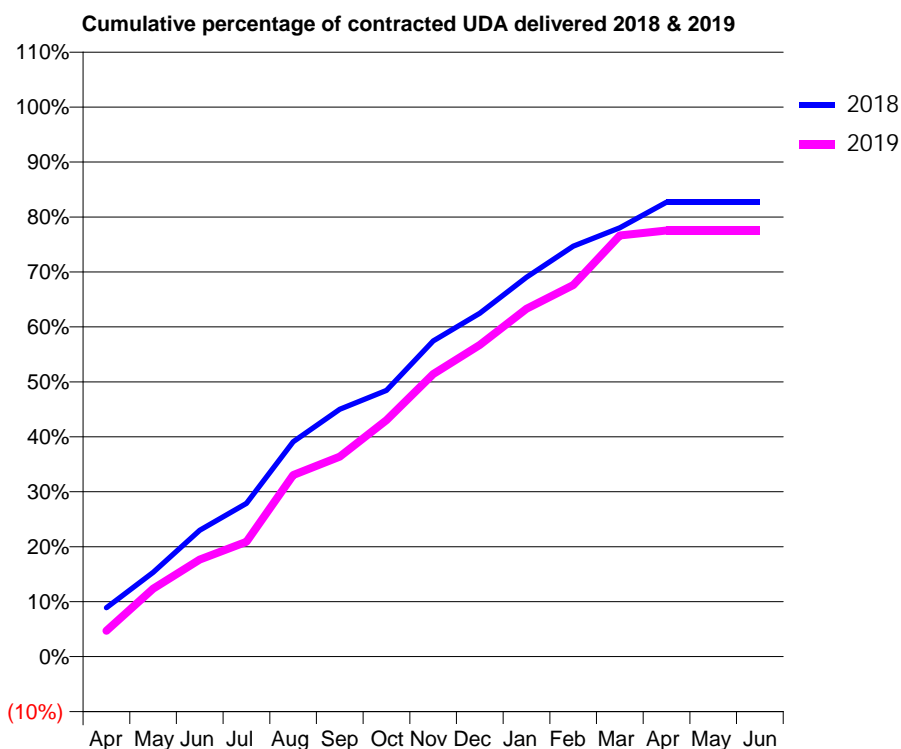
18/19 Contracted general activity (UDA)	900
Carry forward general activity (UDA)	0
18/19 Contracted orthodontic activity (UOA)	0
Carry forward orthodontic activity (UOA)	0
Baseline contract value	£22,381.03

ACCESS*

Patients seen in 24 months	Total	Change since previous quarter
Quarter ending March 2018	398	
Quarter ending June 2018	412	↑
Quarter ending September 2018	439	↑
Quarter ending December 2018	443	→
Quarter ending March 2019	428	↓
Variance since March 2018	7.5%	↑



ACTIVITY



Month	Adjusted Scheduled Activity (UDA)	
	2018	2019
April	80	42
May	138	111
June	207	159
July	251	188
August	352	297
September	405	327
October	436	387
November	517	463
December	562	511
January	621	570
February	672	609
March	702	690
April	744	698
May	744	698
June	744	698

QUALITY

	Quantity	Base Number	Contract	AT	Region	England
% of FP17s for the same patient ID Re-attending within 3 months - Children	26	465	5.6%	10.0%	11.5%	11.8%
% of FP17s for the same patient ID Re-attending within 3 months - Adults	2	95	2.1%	14.5%	15.2%	15.7%
% of FP17s for the same patient ID Re-attending between 3 & 9 months - Children	305	465	65.6%	56.7%	60.2%	58.9%
% of FP17s for the same patient ID Re-attending between 3 & 9 months - Adults	62	95	65.3%	50.0%	51.8%	50.8%
% of FP17s for Band 1 Urgent Courses	4	539	0.7%	8.7%	8.1%	9.1%
% of FP17s Relating to Free Repair or Replacements	0	539	0.0%	0.7%	0.8%	0.8%
% of FP17s Relating to Continuations	1	539	0.2%	0.9%	0.9%	0.9%
% of Patients satisfied with the dentistry they have received	0	0	N/A	92.9%	92.7%	92.5%
% of Patients satisfied with the time they had to wait for an appointment	0	0	N/A	87.3%	87.4%	87.0%

* This is based on patients treated on this contract for their most recent course of treatment. Figures in italics indicate the base number of FP17s or Patient Questionnaire responses are less than 100. N/A is shown where the base number of responses is less than 10 during the period. % is calculated as Quantity/Base number*100

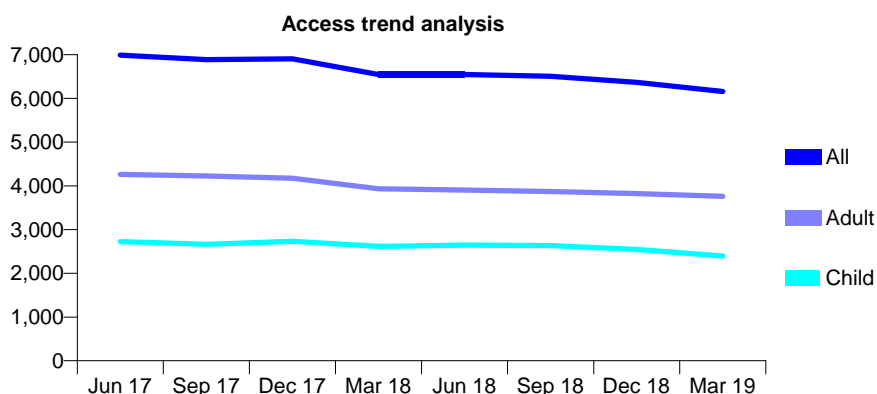
Q57 - Vital Signs At a Glance Contract Report for 336084/0001 - Year end March 2019

Name or company name	MR CA VAN DER MERWE
Contract type name	GDS Contract
Purpose of contract	General and Orthodontic
Contract start date	01/04/2006
Contract end date	

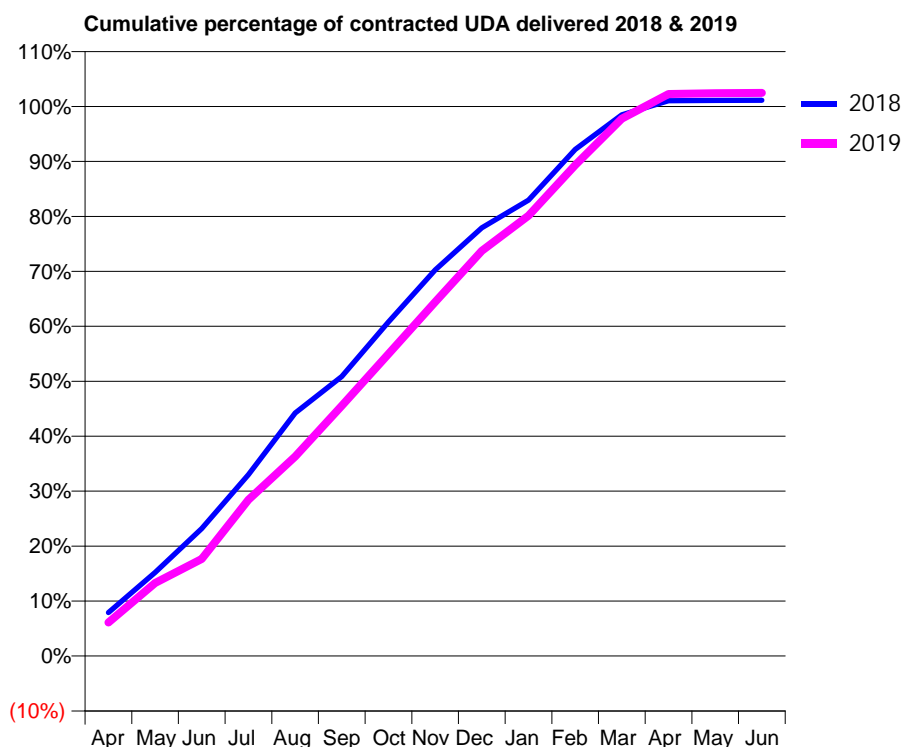
18/19 Contracted general activity (UDA)	17,359
Carry forward general activity (UDA)	-196
18/19 Contracted orthodontic activity (UOA)	2,870
Carry forward orthodontic activity (UOA)	-22
Baseline contract value	£950,374.30

ACCESS*

Patients seen in 24 months	Total	Change since previous quarter
Quarter ending March 2018	6,548	
Quarter ending June 2018	6,548	→
Quarter ending September 2018	6,504	→
Quarter ending December 2018	6,367	↓
Quarter ending March 2019	6,158	↓
Variance since March 2018	(6.0%)	↓



ACTIVITY



Month	Adjusted Scheduled Activity (UDA)	
	2018	2019
April	1,373	1,060
May	2,642	2,311
June	4,027	3,069
July	5,731	4,933
August	7,676	6,306
September	8,831	7,905
October	10,553	9,545
November	12,196	11,188
December	13,522	12,800
January	14,399	13,911
February	16,001	15,510
March	17,097	16,974
April	17,540	17,755
May	17,548	17,774
June	17,555	17,787

QUALITY

	Quantity	Base Number	Contract	AT	Region	England
% of FP17s for the same patient ID Re-attending within 3 months - Children	277	3,417	8.1%	10.0%	11.5%	11.8%
% of FP17s for the same patient ID Re-attending within 3 months - Adults	347	4,097	8.5%	14.5%	15.2%	15.7%
% of FP17s for the same patient ID Re-attending between 3 & 9 months - Children	969	3,417	28.4%	56.7%	60.2%	58.9%
% of FP17s for the same patient ID Re-attending between 3 & 9 months - Adults	1,112	4,097	27.1%	50.0%	51.8%	50.8%
% of FP17s for Band 1 Urgent Courses	375	7,140	5.3%	8.7%	8.1%	9.1%
% of FP17s Relating to Free Repair or Replacements	17	7,140	0.2%	0.7%	0.8%	0.8%
% of FP17s Relating to Continuations	26	7,140	0.4%	0.9%	0.9%	0.9%
% of Patients satisfied with the dentistry they have received	7	7	N/A	92.9%	92.7%	92.5%
% of Patients satisfied with the time they had to wait for an appointment	6	7	N/A	87.3%	87.4%	87.0%

* This is based on patients treated on this contract for their most recent course of treatment. Figures in italics indicate the base number of FP17s or Patient Questionnaire responses are less than 100. N/A is shown where the base number of responses is less than 10 during the period. % is calculated as Quantity/Base number*100

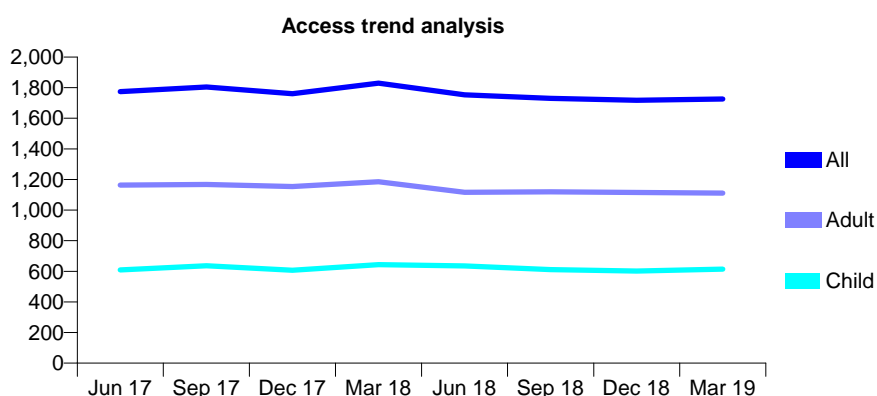
Q57 - Vital Signs At a Glance Contract Report for 341126/0001 - Year end March 2019

Name or company name	Tru Smile Dental Practice Partnership
Contract type name	GDS Contract
Purpose of contract	General
Contract start date	01/04/2006
Contract end date	

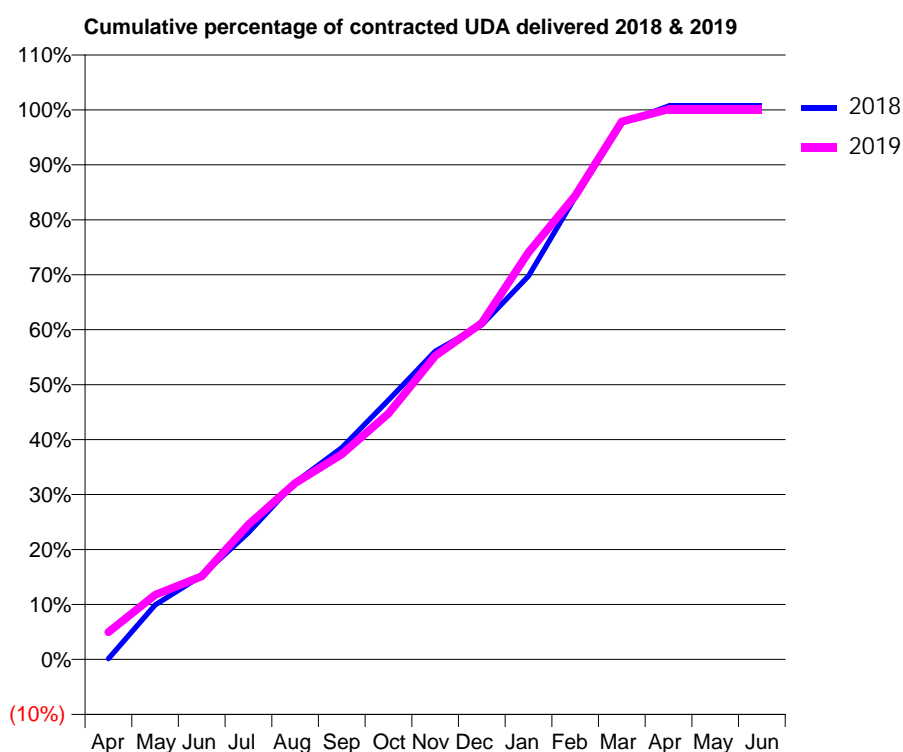
18/19 Contracted general activity (UDA)	4,752
Carry forward general activity (UDA)	-33
18/19 Contracted orthodontic activity (UOA)	0
Carry forward orthodontic activity (UOA)	0
Baseline contract value	£129,565.95

ACCESS*

Patients seen in 24 months	Total	Change since previous quarter
Quarter ending March 2018	1,830	
Quarter ending June 2018	1,753	↓
Quarter ending September 2018	1,730	↓
Quarter ending December 2018	1,717	→
Quarter ending March 2019	1,726	→
Variance since March 2018	(5.7%)	↓



ACTIVITY



Month	Adjusted Scheduled Activity (UDA)	
	2018	2019
April	6	236
May	471	559
June	725	719
July	1,097	1,167
August	1,532	1,524
September	1,831	1,773
October	2,242	2,126
November	2,664	2,625
December	2,893	2,909
January	3,314	3,520
February	3,997	4,010
March	4,638	4,650
April	4,785	4,757
May	4,785	4,757
June	4,785	4,757

QUALITY

	Quantity	Base Number	Contract	AT	Region	England
% of FP17s for the same patient ID Re-attending within 3 months - Children	20	729	2.7%	10.0%	11.5%	11.8%
% of FP17s for the same patient ID Re-attending within 3 months - Adults	170	1,308	13.0%	14.5%	15.2%	15.7%
% of FP17s for the same patient ID Re-attending between 3 & 9 months - Children	371	729	50.9%	56.7%	60.2%	58.9%
% of FP17s for the same patient ID Re-attending between 3 & 9 months - Adults	596	1,308	45.6%	50.0%	51.8%	50.8%
% of FP17s for Band 1 Urgent Courses	315	2,013	15.6%	8.7%	8.1%	9.1%
% of FP17s Relating to Free Repair or Replacements	16	2,013	0.8%	0.7%	0.8%	0.8%
% of FP17s Relating to Continuations	27	2,013	1.3%	0.9%	0.9%	0.9%
% of Patients satisfied with the dentistry they have received	1	1	N/A	92.9%	92.7%	92.5%
% of Patients satisfied with the time they had to wait for an appointment	1	1	N/A	87.3%	87.4%	87.0%

* This is based on patients treated on this contract for their most recent course of treatment. Figures in italics indicate the base number of FP17s or Patient Questionnaire responses are less than 100. N/A is shown where the base number of responses is less than 10 during the period. % is calculated as Quantity/Base number*100

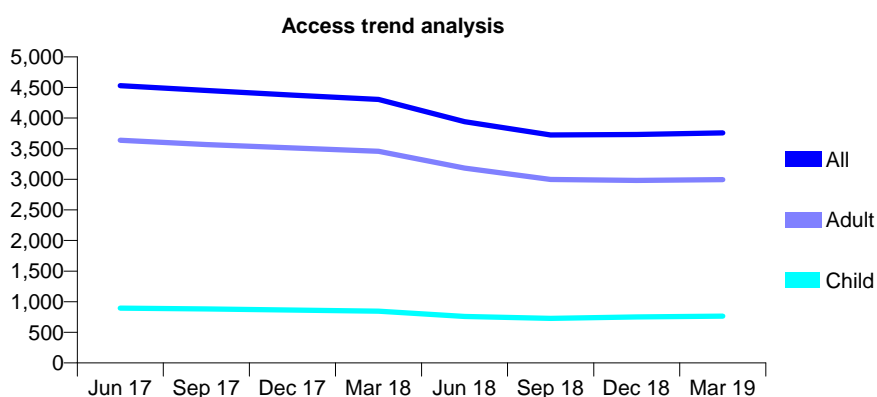
Q57 - Vital Signs At a Glance Contract Report for 342521/0003 - Year end March 2019

Name or company name	MR J AHMED
Contract type name	GDS Contract
Purpose of contract	General
Contract start date	01/04/2006
Contract end date	

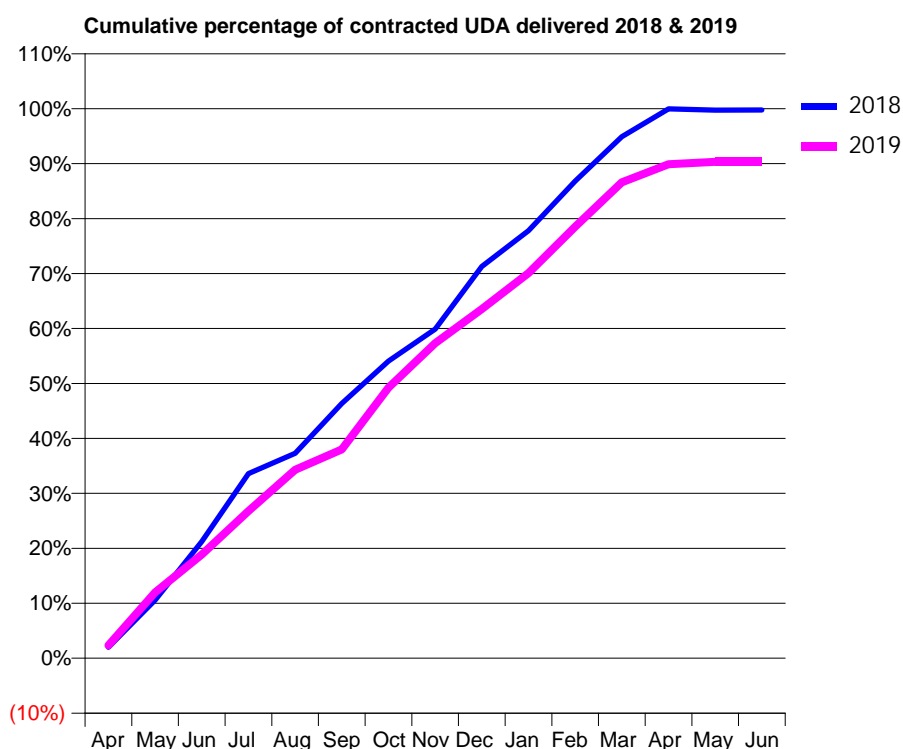
18/19 Contracted general activity (UDA)	13,000
Carry forward general activity (UDA)	33
18/19 Contracted orthodontic activity (UOA)	0
Carry forward orthodontic activity (UOA)	0
Baseline contract value	£337,363.14

ACCESS*

Patients seen in 24 months	Total	Change since previous quarter
Quarter ending March 2018	4,304	
Quarter ending June 2018	3,942	↓
Quarter ending September 2018	3,725	↓
Quarter ending December 2018	3,734	→
Quarter ending March 2019	3,759	→
Variance since March 2018	(12.7%)	↓



ACTIVITY



Month	Adjusted Scheduled Activity (UDA)	
	2018	2019
April	260	305
May	1,376	1,559
June	2,758	2,454
July	4,368	3,481
August	4,847	4,460
September	6,025	4,939
October	7,028	6,398
November	7,785	7,452
December	9,268	8,261
January	10,115	9,111
February	11,291	10,210
March	12,336	11,258
April	12,995	11,686
May	12,966	11,739
June	12,967	11,739

QUALITY

	Quantity	Base Number	Contract	AT	Region	England
% of FP17s for the same patient ID Re-attending within 3 months - Children	65	1,028	6.3%	10.0%	11.5%	11.8%
% of FP17s for the same patient ID Re-attending within 3 months - Adults	718	4,248	16.9%	14.5%	15.2%	15.7%
% of FP17s for the same patient ID Re-attending between 3 & 9 months - Children	504	1,028	49.0%	56.7%	60.2%	58.9%
% of FP17s for the same patient ID Re-attending between 3 & 9 months - Adults	2,133	4,248	50.2%	50.0%	51.8%	50.8%
% of FP17s for Band 1 Urgent Courses	445	5,289	8.4%	8.7%	8.1%	9.1%
% of FP17s Relating to Free Repair or Replacements	67	5,289	1.3%	0.7%	0.8%	0.8%
% of FP17s Relating to Continuations	86	5,289	1.6%	0.9%	0.9%	0.9%
% of Patients satisfied with the dentistry they have received	0	0	N/A	92.9%	92.7%	92.5%
% of Patients satisfied with the time they had to wait for an appointment	0	0	N/A	87.3%	87.4%	87.0%

* This is based on patients treated on this contract for their most recent course of treatment.

Figures in italics indicate the base number of FP17s or Patient Questionnaire responses are less than 100. N/A is shown where the base number of responses is less than 10 during the period. % is calculated as Quantity/Base number*100

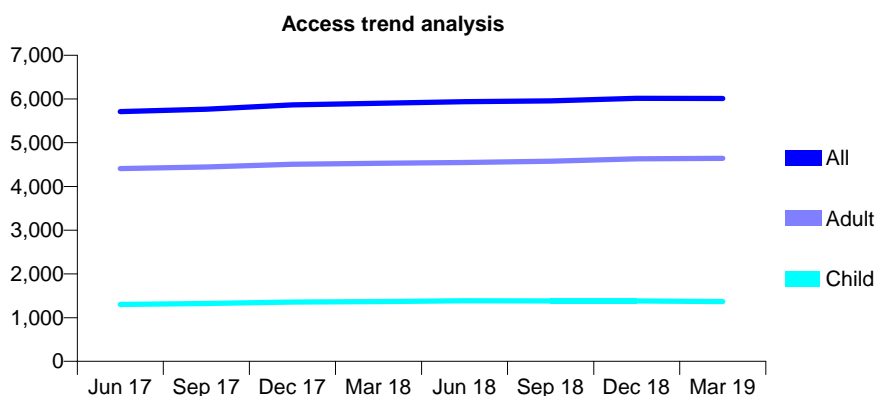
Q57 - Vital Signs At a Glance Contract Report for 356131/0001 - Year end March 2019

Name or company name	MS J HAFTBARADARAN MOHAMMADI
Contract type name	GDS Contract
Purpose of contract	General
Contract start date	01/04/2006
Contract end date	

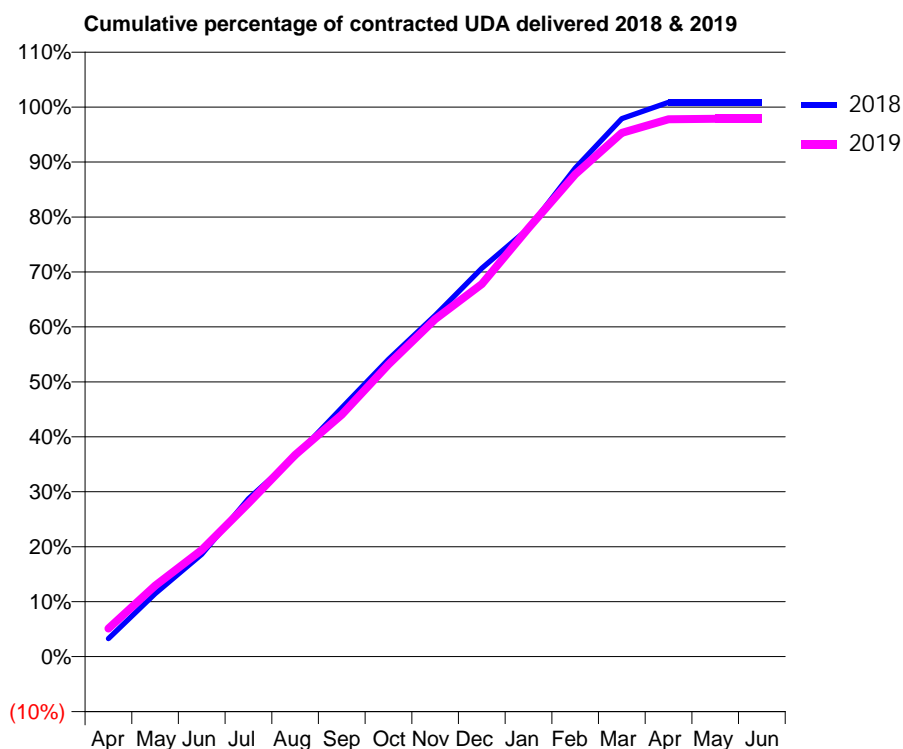
18/19 Contracted general activity (UDA)	20,000
Carry forward general activity (UDA)	-172
18/19 Contracted orthodontic activity (UOA)	0
Carry forward orthodontic activity (UOA)	0
Baseline contract value	£501,397.08

ACCESS*

Patients seen in 24 months	Total	Change since previous quarter
Quarter ending March 2018	5,900	
Quarter ending June 2018	5,936	→
Quarter ending September 2018	5,955	→
Quarter ending December 2018	6,016	→
Quarter ending March 2019	6,014	→
Variance since March 2018	1.9%	→



ACTIVITY



Month	Adjusted Scheduled Activity (UDA)	
	2018	2019
April	658	1,020
May	2,293	2,584
June	3,724	3,881
July	5,744	5,586
August	7,283	7,341
September	9,053	8,807
October	10,822	10,631
November	12,420	12,280
December	14,135	13,560
January	15,583	15,599
February	17,781	17,551
March	19,579	19,063
April	20,172	19,558
May	20,172	19,570
June	20,172	19,570

QUALITY

	Quantity	Base Number	Contract	AT	Region	England
% of FP17s for the same patient ID Re-attending within 3 months - Children	204	2,074	9.8%	10.0%	11.5%	11.8%
% of FP17s for the same patient ID Re-attending within 3 months - Adults	1,750	7,620	23.0%	14.5%	15.2%	15.7%
% of FP17s for the same patient ID Re-attending between 3 & 9 months - Children	1,154	2,074	55.6%	56.7%	60.2%	58.9%
% of FP17s for the same patient ID Re-attending between 3 & 9 months - Adults	4,023	7,620	52.8%	50.0%	51.8%	50.8%
% of FP17s for Band 1 Urgent Courses	883	9,648	9.2%	8.7%	8.1%	9.1%
% of FP17s Relating to Free Repair or Replacements	134	9,648	1.4%	0.7%	0.8%	0.8%
% of FP17s Relating to Continuations	135	9,648	1.4%	0.9%	0.9%	0.9%
% of Patients satisfied with the dentistry they have received	3	3	N/A	92.9%	92.7%	92.5%
% of Patients satisfied with the time they had to wait for an appointment	3	3	N/A	87.3%	87.4%	87.0%

* This is based on patients treated on this contract for their most recent course of treatment. Figures in italics indicate the base number of FP17s or Patient Questionnaire responses are less than 100. N/A is shown where the base number of responses is less than 10 during the period. % is calculated as Quantity/Base number*100

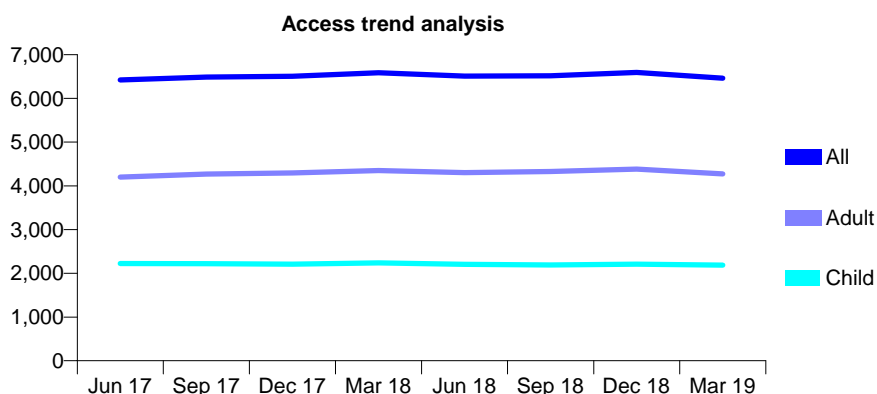
Q57 - Vital Signs At a Glance Contract Report for 357723/0001 - Year end March 2019

Name or company name	MR AG LADVA
Contract type name	GDS Contract
Purpose of contract	General
Contract start date	01/04/2006
Contract end date	

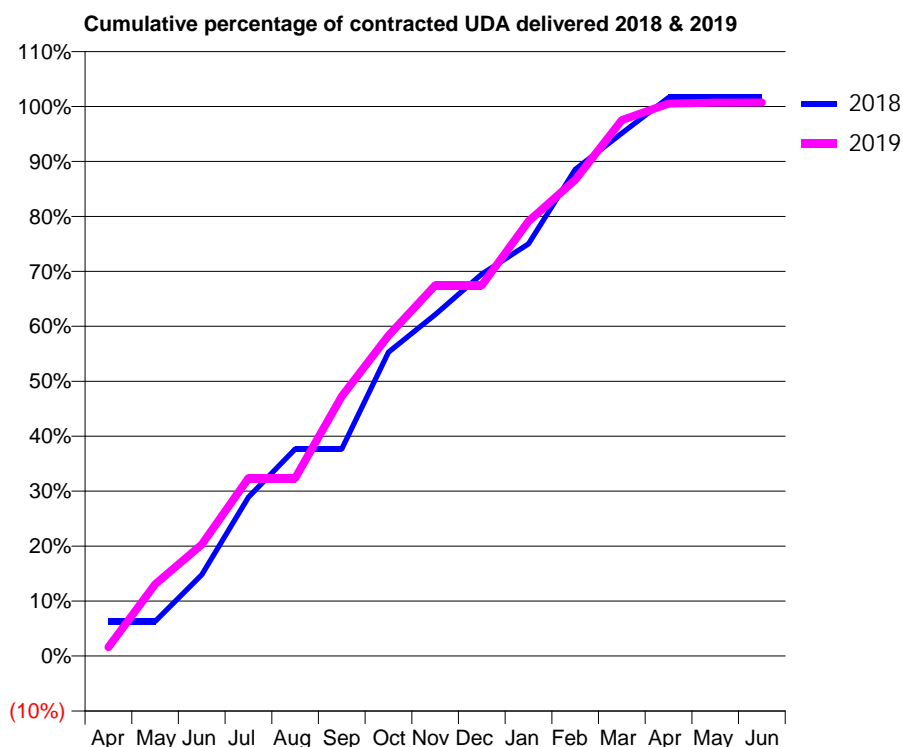
18/19 Contracted general activity (UDA)	13,311
Carry forward general activity (UDA)	-215
18/19 Contracted orthodontic activity (UOA)	0
Carry forward orthodontic activity (UOA)	0
Baseline contract value	£387,037.95

ACCESS*

Patients seen in 24 months	Total	Change since previous quarter
Quarter ending March 2018	6,588	
Quarter ending June 2018	6,509	↓
Quarter ending September 2018	6,517	→
Quarter ending December 2018	6,593	→
Quarter ending March 2019	6,461	↓
Variance since March 2018	(1.9%)	↓



ACTIVITY



Month	Adjusted Scheduled Activity (UDA)	
	2018	2019
April	839	215
May	839	1,738
June	1,969	2,700
July	3,848	4,307
August	5,015	4,307
September	5,015	6,290
October	7,359	7,763
November	8,271	8,978
December	9,251	8,978
January	9,983	10,530
February	11,787	11,534
March	12,664	12,981
April	13,526	13,379
May	13,526	13,404
June	13,526	13,407

QUALITY

	Quantity	Base Number	Contract	AT	Region	England
% of FP17s for the same patient ID Re-attending within 3 months - Children	127	2,983	4.3%	10.0%	11.5%	11.8%
% of FP17s for the same patient ID Re-attending within 3 months - Adults	528	5,142	10.3%	14.5%	15.2%	15.7%
% of FP17s for the same patient ID Re-attending between 3 & 9 months - Children	1,769	2,983	59.3%	56.7%	60.2%	58.9%
% of FP17s for the same patient ID Re-attending between 3 & 9 months - Adults	2,566	5,142	49.9%	50.0%	51.8%	50.8%
% of FP17s for Band 1 Urgent Courses	479	7,555	6.3%	8.7%	8.1%	9.1%
% of FP17s Relating to Free Repair or Replacements	3	7,555	0.0%	0.7%	0.8%	0.8%
% of FP17s Relating to Continuations	103	7,555	1.4%	0.9%	0.9%	0.9%
% of Patients satisfied with the dentistry they have received	2	2	N/A	92.9%	92.7%	92.5%
% of Patients satisfied with the time they had to wait for an appointment	2	2	N/A	87.3%	87.4%	87.0%

* This is based on patients treated on this contract for their most recent course of treatment.

Figures in italics indicate the base number of FP17s or Patient Questionnaire responses are less than 100. N/A is shown where the base number of responses is less than 10 during the period. % is calculated as Quantity/Base number*100

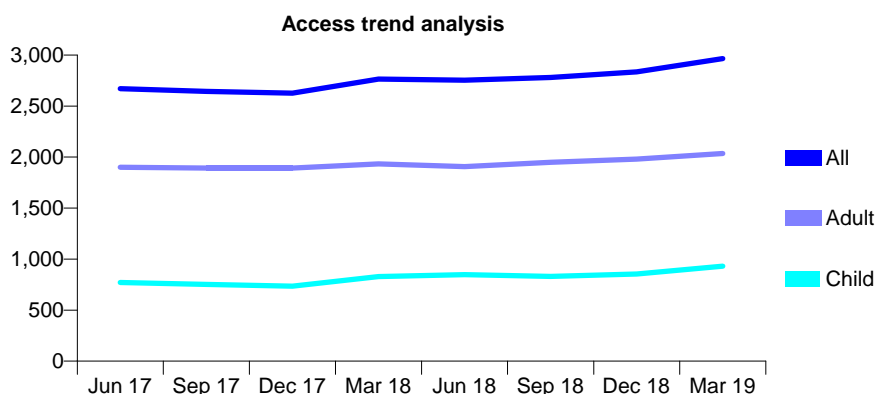
Q57 - Vital Signs At a Glance Contract Report for 358525/0001 - Year end March 2019

Name or company name	MRS OM AROWOJOLU
Contract type name	GDS Contract
Purpose of contract	General
Contract start date	01/04/2006
Contract end date	

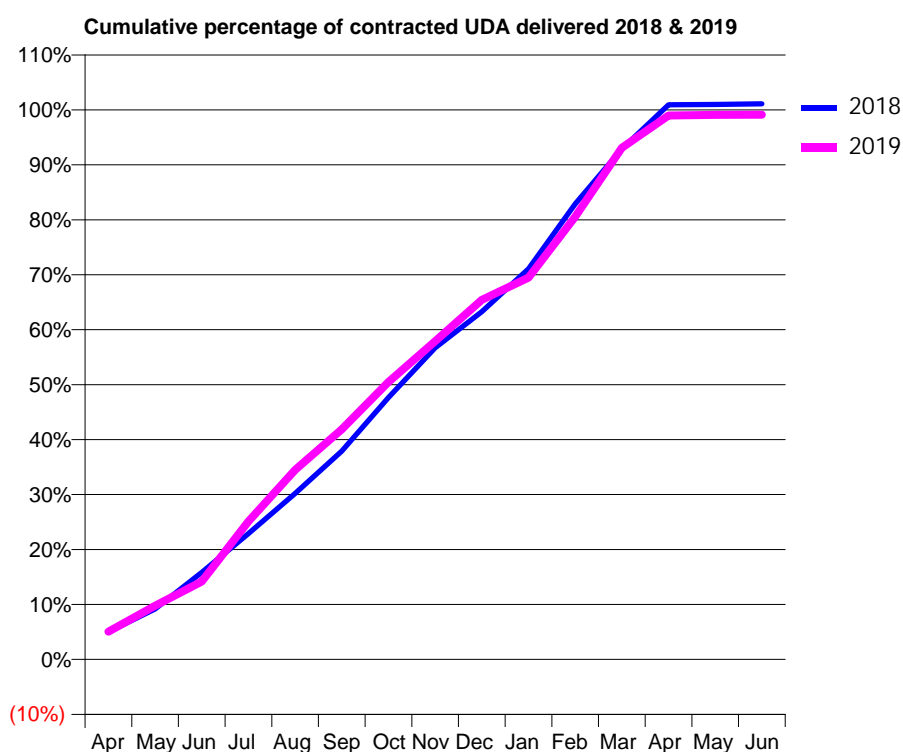
18/19 Contracted general activity (UDA)	6,800
Carry forward general activity (UDA)	-76
18/19 Contracted orthodontic activity (UOA)	0
Carry forward orthodontic activity (UOA)	0
Baseline contract value	£196,941.50

ACCESS*

Patients seen in 24 months	Total	Change since previous quarter
Quarter ending March 2018	2,764	
Quarter ending June 2018	2,754	→
Quarter ending September 2018	2,780	→
Quarter ending December 2018	2,835	→
Quarter ending March 2019	2,965	↑
Variance since March 2018	7.3%	↑



ACTIVITY



Month	Adjusted Scheduled Activity (UDA)	
	2018	2019
April	339	344
May	624	665
June	1,076	965
July	1,558	1,709
August	2,056	2,346
September	2,577	2,847
October	3,240	3,433
November	3,857	3,938
December	4,303	4,449
January	4,832	4,724
February	5,637	5,479
March	6,316	6,331
April	6,863	6,730
May	6,868	6,738
June	6,876	6,740

QUALITY

	Quantity	Base Number	Contract	AT	Region	England
% of FP17s for the same patient ID Re-attending within 3 months - Children	29	987	2.9%	10.0%	11.5%	11.8%
% of FP17s for the same patient ID Re-attending within 3 months - Adults	223	2,350	9.5%	14.5%	15.2%	15.7%
% of FP17s for the same patient ID Re-attending between 3 & 9 months - Children	444	987	45.0%	56.7%	60.2%	58.9%
% of FP17s for the same patient ID Re-attending between 3 & 9 months - Adults	1,072	2,350	45.6%	50.0%	51.8%	50.8%
% of FP17s for Band 1 Urgent Courses	100	3,356	3.0%	8.7%	8.1%	9.1%
% of FP17s Relating to Free Repair or Replacements	46	3,356	1.4%	0.7%	0.8%	0.8%
% of FP17s Relating to Continuations	65	3,356	1.9%	0.9%	0.9%	0.9%
% of Patients satisfied with the dentistry they have received	2	2	N/A	92.9%	92.7%	92.5%
% of Patients satisfied with the time they had to wait for an appointment	1	2	N/A	87.3%	87.4%	87.0%

* This is based on patients treated on this contract for their most recent course of treatment. Figures in italics indicate the base number of FP17s or Patient Questionnaire responses are less than 100. N/A is shown where the base number of responses is less than 10 during the period. % is calculated as Quantity/Base number*100

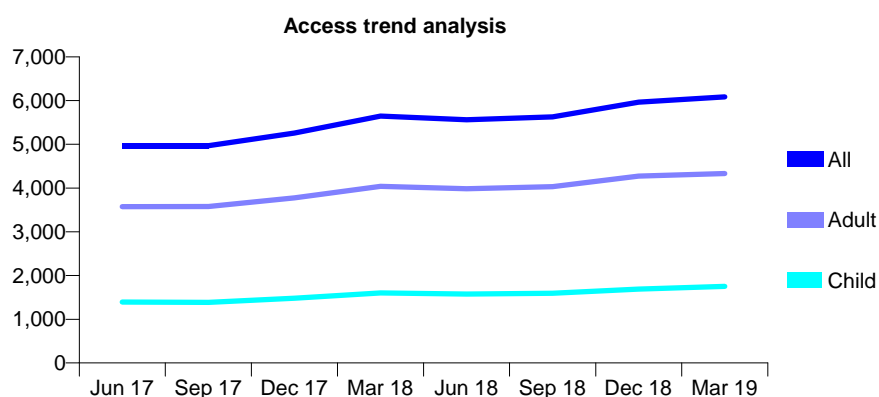
Q57 - Vital Signs At a Glance Contract Report for 359270/0002 - Year end March 2019

Name or company name	MR AF RAI
Contract type name	GDS Contract
Purpose of contract	General
Contract start date	01/02/2009
Contract end date	

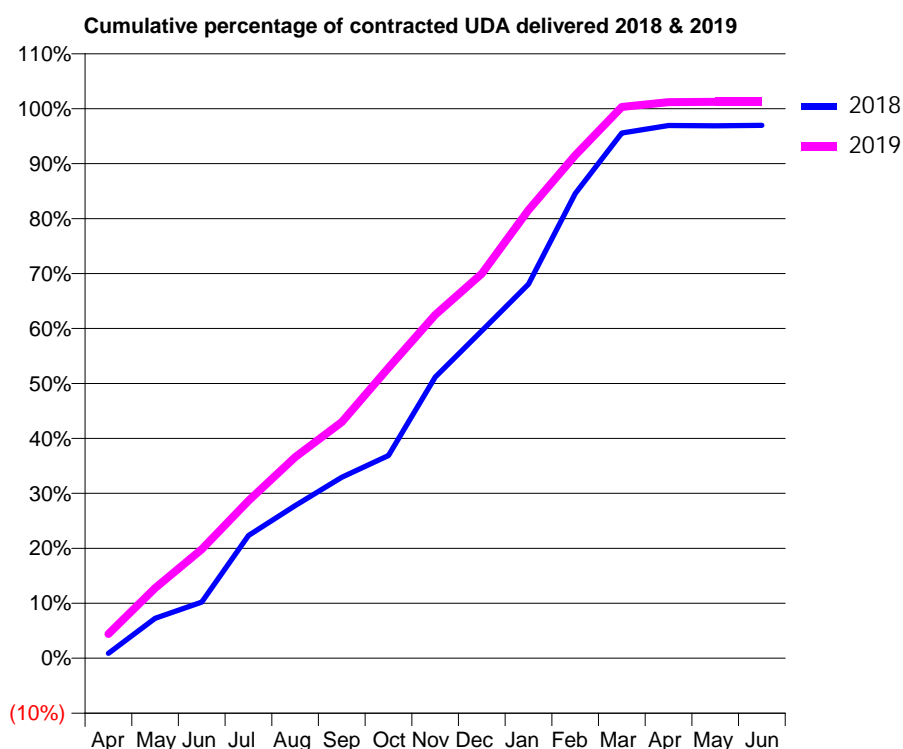
18/19 Contracted general activity (UDA)	12,000
Carry forward general activity (UDA)	-191
18/19 Contracted orthodontic activity (UOA)	0
Carry forward orthodontic activity (UOA)	0
Baseline contract value	£296,694.97

ACCESS*

Patients seen in 24 months	Total	Change since previous quarter
Quarter ending March 2018	5,644	
Quarter ending June 2018	5,561	↓
Quarter ending September 2018	5,626	→
Quarter ending December 2018	5,964	↑
Quarter ending March 2019	6,085	↑
Variance since March 2018	7.8%	↑



ACTIVITY



Month	Adjusted Scheduled Activity (UDA)	
	2018	2019
April	106	530
May	873	1,534
June	1,225	2,377
July	2,676	3,436
August	3,333	4,393
September	3,951	5,154
October	4,428	6,340
November	6,138	7,496
December	7,148	8,398
January	8,170	9,785
February	10,148	10,982
March	11,469	12,037
April	11,633	12,141
May	11,624	12,151
June	11,635	12,151

QUALITY

	Quantity	Base Number	Contract	AT	Region	England
% of FP17s for the same patient ID Re-attending within 3 months - Children	152	2,077	7.3%	10.0%	11.5%	11.8%
% of FP17s for the same patient ID Re-attending within 3 months - Adults	659	4,720	14.0%	14.5%	15.2%	15.7%
% of FP17s for the same patient ID Re-attending between 3 & 9 months - Children	969	2,077	46.7%	56.7%	60.2%	58.9%
% of FP17s for the same patient ID Re-attending between 3 & 9 months - Adults	1,873	4,720	39.7%	50.0%	51.8%	50.8%
% of FP17s for Band 1 Urgent Courses	567	6,762	8.4%	8.7%	8.1%	9.1%
% of FP17s Relating to Free Repair or Replacements	81	6,762	1.2%	0.7%	0.8%	0.8%
% of FP17s Relating to Continuations	115	6,762	1.7%	0.9%	0.9%	0.9%
% of Patients satisfied with the dentistry they have received	2	2	N/A	92.9%	92.7%	92.5%
% of Patients satisfied with the time they had to wait for an appointment	2	2	N/A	87.3%	87.4%	87.0%

* This is based on patients treated on this contract for their most recent course of treatment. Figures in italics indicate the base number of FP17s or Patient Questionnaire responses are less than 100. N/A is shown where the base number of responses is less than 10 during the period. % is calculated as Quantity/Base number*100

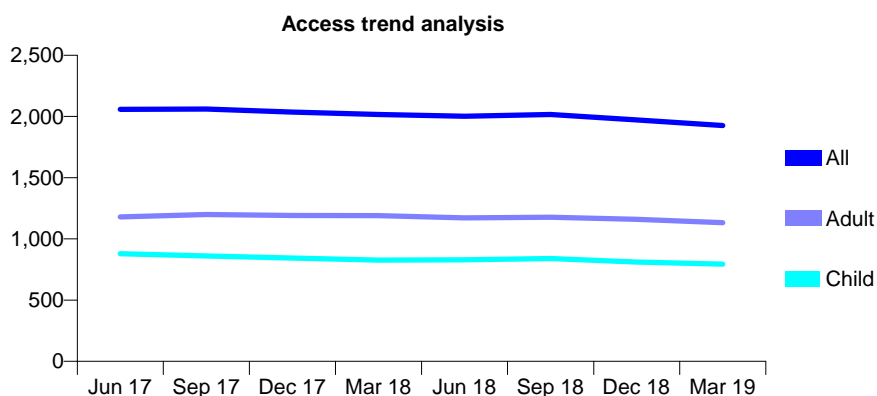
Q57 - Vital Signs At a Glance Contract Report for 366277/0001 - Year end March 2019

Name or company name	MR SV SHAH
Contract type name	GDS Contract
Purpose of contract	General
Contract start date	01/02/2014
Contract end date	

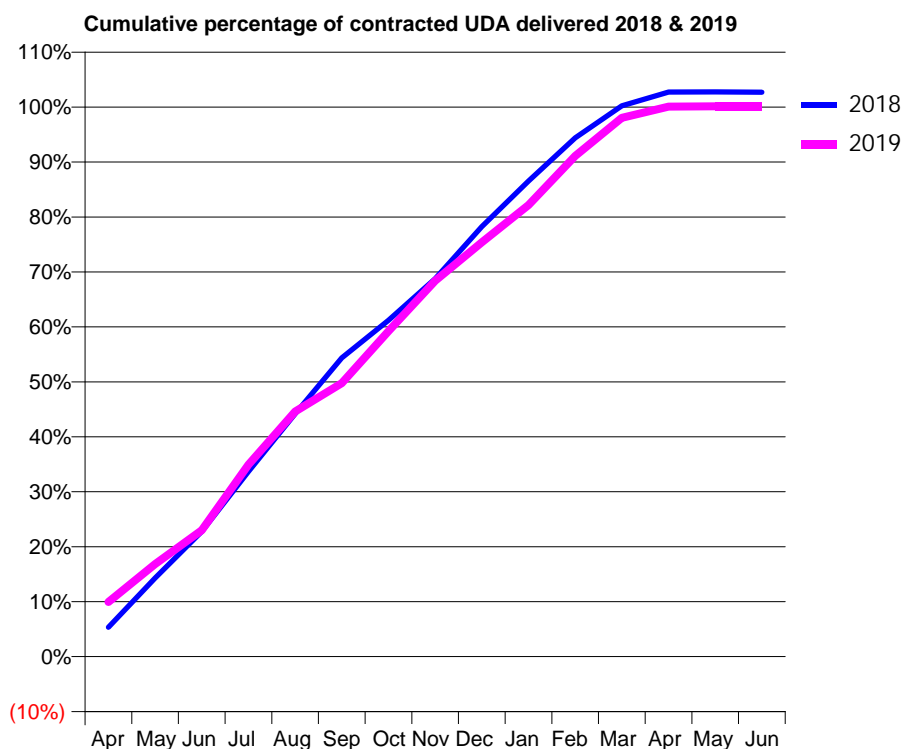
18/19 Contracted general activity (UDA)	4,000
Carry forward general activity (UDA)	-80
18/19 Contracted orthodontic activity (UOA)	0
Carry forward orthodontic activity (UOA)	0
Baseline contract value	£103,856.63

ACCESS*

Patients seen in 24 months	Total	Change since previous quarter
Quarter ending March 2018	2,016	
Quarter ending June 2018	2,002	→
Quarter ending September 2018	2,016	→
Quarter ending December 2018	1,972	↓
Quarter ending March 2019	1,927	↓
Variance since March 2018	(4.4%)	↓



ACTIVITY



Month	Adjusted Scheduled Activity (UDA)	
	2018	2019
April	214	399
May	572	675
June	911	920
July	1,347	1,397
August	1,768	1,784
September	2,175	1,990
October	2,448	2,369
November	2,750	2,736
December	3,130	3,016
January	3,461	3,286
February	3,777	3,644
March	4,009	3,922
April	4,110	4,003
May	4,111	4,006
June	4,108	4,006

QUALITY

	Quantity	Base Number	Contract	AT	Region	England
% of FP17s for the same patient ID Re-attending within 3 months - Children	71	1,318	5.4%	10.0%	11.5%	11.8%
% of FP17s for the same patient ID Re-attending within 3 months - Adults	121	1,360	8.9%	14.5%	15.2%	15.7%
% of FP17s for the same patient ID Re-attending between 3 & 9 months - Children	859	1,318	65.2%	56.7%	60.2%	58.9%
% of FP17s for the same patient ID Re-attending between 3 & 9 months - Adults	727	1,360	53.5%	50.0%	51.8%	50.8%
% of FP17s for Band 1 Urgent Courses	124	2,660	4.7%	8.7%	8.1%	9.1%
% of FP17s Relating to Free Repair or Replacements	15	2,660	0.6%	0.7%	0.8%	0.8%
% of FP17s Relating to Continuations	0	2,660	0.0%	0.9%	0.9%	0.9%
% of Patients satisfied with the dentistry they have received	0	0	N/A	92.9%	92.7%	92.5%
% of Patients satisfied with the time they had to wait for an appointment	0	0	N/A	87.3%	87.4%	87.0%

* This is based on patients treated on this contract for their most recent course of treatment. Figures in italics indicate the base number of FP17s or Patient Questionnaire responses are less than 100. N/A is shown where the base number of responses is less than 10 during the period. % is calculated as Quantity/Base number*100

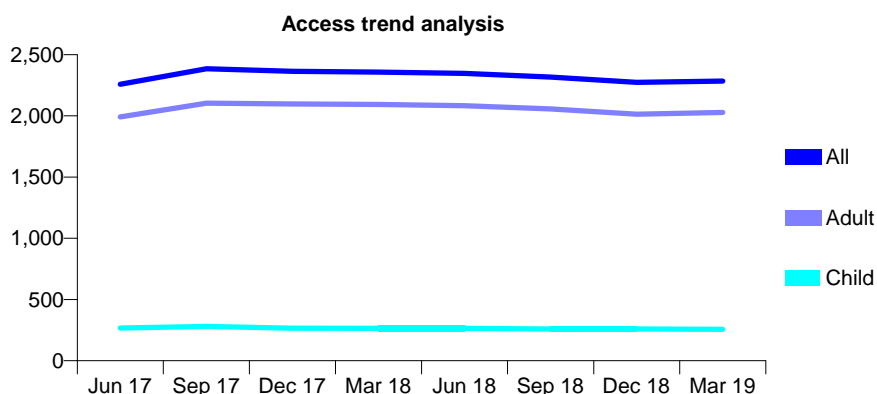
Q57 - Vital Signs At a Glance Contract Report for 398632/0001 - Year end March 2019

Name or company name	MR R PATEL
Contract type name	GDS Contract
Purpose of contract	General
Contract start date	01/10/2015
Contract end date	

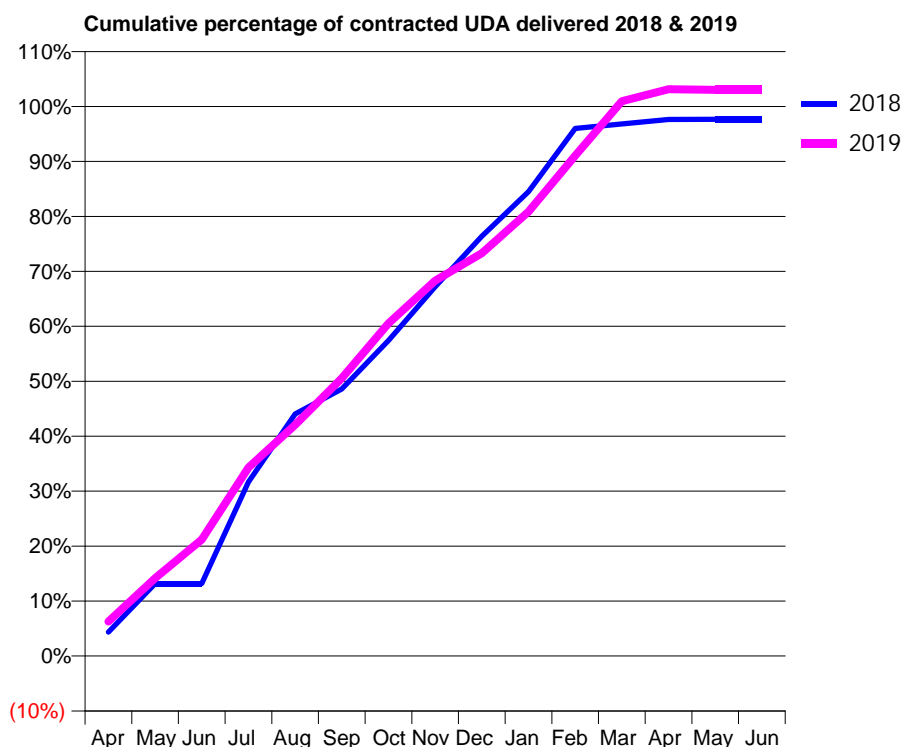
18/19 Contracted general activity (UDA)	8,384
Carry forward general activity (UDA)	197
18/19 Contracted orthodontic activity (UOA)	0
Carry forward orthodontic activity (UOA)	0
Baseline contract value	£192,500.83

ACCESS*

Patients seen in 24 months	Total	Change since previous quarter
Quarter ending March 2018	2,358	
Quarter ending June 2018	2,347	→
Quarter ending September 2018	2,317	↓
Quarter ending December 2018	2,274	↓
Quarter ending March 2019	2,285	→
Variance since March 2018	(3.1%)	↓



ACTIVITY



Month	Adjusted Scheduled Activity (UDA)	
	2018	2019
April	366	525
May	1,107	1,188
June	1,107	1,778
July	2,656	2,876
August	3,694	3,526
September	4,075	4,237
October	4,815	5,075
November	5,635	5,726
December	6,404	6,144
January	7,083	6,781
February	8,048	7,632
March	8,117	8,462
April	8,186	8,647
May	8,187	8,637
June	8,187	8,637

QUALITY

	Quantity	Base Number	Contract	AT	Region	England
% of FP17s for the same patient ID Re-attending within 3 months - Children	30	477	6.3%	10.0%	11.5%	11.8%
% of FP17s for the same patient ID Re-attending within 3 months - Adults	740	3,834	19.3%	14.5%	15.2%	15.7%
% of FP17s for the same patient ID Re-attending between 3 & 9 months - Children	356	477	74.6%	56.7%	60.2%	58.9%
% of FP17s for the same patient ID Re-attending between 3 & 9 months - Adults	2,444	3,834	63.7%	50.0%	51.8%	50.8%
% of FP17s for Band 1 Urgent Courses	406	4,377	9.3%	8.7%	8.1%	9.1%
% of FP17s Relating to Free Repair or Replacements	77	4,377	1.8%	0.7%	0.8%	0.8%
% of FP17s Relating to Continuations	66	4,377	1.5%	0.9%	0.9%	0.9%
% of Patients satisfied with the dentistry they have received	4	4	N/A	92.9%	92.7%	92.5%
% of Patients satisfied with the time they had to wait for an appointment	4	4	N/A	87.3%	87.4%	87.0%

* This is based on patients treated on this contract for their most recent course of treatment.

Figures in italics indicate the base number of FP17s or Patient Questionnaire responses are less than 100. N/A is shown where the base number of responses is less than 10 during the period. % is calculated as Quantity/Base number*100

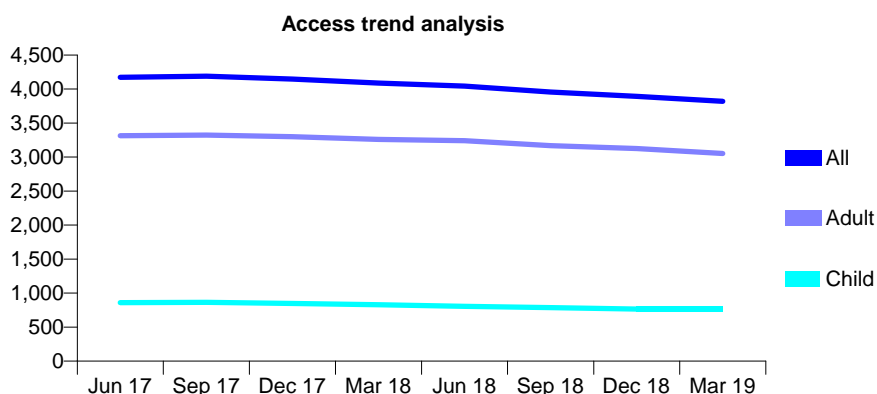
Q57 - Vital Signs At a Glance Contract Report for 567140/0001 - Year end March 2019

Name or company name	MR SA NAJEFI
Contract type name	GDS Contract
Purpose of contract	General
Contract start date	01/04/2006
Contract end date	

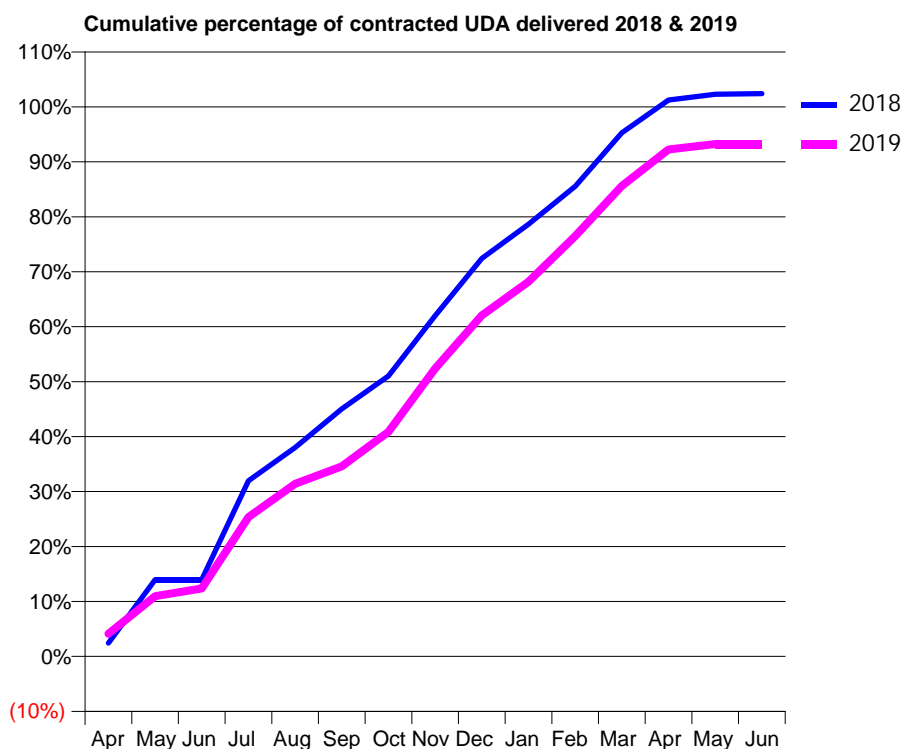
18/19 Contracted general activity (UDA)	10,836
Carry forward general activity (UDA)	-217
18/19 Contracted orthodontic activity (UOA)	0
Carry forward orthodontic activity (UOA)	0
Baseline contract value	£270,928.13

ACCESS*

Patients seen in 24 months	Total	Change since previous quarter
Quarter ending March 2018	4,087	
Quarter ending June 2018	4,045	↓
Quarter ending September 2018	3,955	↓
Quarter ending December 2018	3,893	↓
Quarter ending March 2019	3,820	↓
Variance since March 2018	(6.5%)	↓



ACTIVITY



Month	Adjusted Scheduled Activity (UDA)	
	2018	2019
April	264	446
May	1,512	1,186
June	1,512	1,340
July	3,464	2,747
August	4,119	3,405
September	4,881	3,748
October	5,532	4,428
November	6,720	5,679
December	7,849	6,723
January	8,521	7,387
February	9,270	8,286
March	10,323	9,277
April	10,968	9,995
May	11,085	10,104
June	11,097	10,102

QUALITY

	Quantity	Base Number	Contract	AT	Region	England
% of FP17s for the same patient ID Re-attending within 3 months - Children	73	1,208	6.0%	10.0%	11.5%	11.8%
% of FP17s for the same patient ID Re-attending within 3 months - Adults	768	4,950	15.5%	14.5%	15.2%	15.7%
% of FP17s for the same patient ID Re-attending between 3 & 9 months - Children	804	1,208	66.6%	56.7%	60.2%	58.9%
% of FP17s for the same patient ID Re-attending between 3 & 9 months - Adults	3,203	4,950	64.7%	50.0%	51.8%	50.8%
% of FP17s for Band 1 Urgent Courses	463	5,201	8.9%	8.7%	8.1%	9.1%
% of FP17s Relating to Free Repair or Replacements	29	5,201	0.6%	0.7%	0.8%	0.8%
% of FP17s Relating to Continuations	9	5,201	0.2%	0.9%	0.9%	0.9%
% of Patients satisfied with the dentistry they have received	3	3	N/A	92.9%	92.7%	92.5%
% of Patients satisfied with the time they had to wait for an appointment	1	3	N/A	87.3%	87.4%	87.0%

* This is based on patients treated on this contract for their most recent course of treatment. Figures in italics indicate the base number of FP17s or Patient Questionnaire responses are less than 100. N/A is shown where the base number of responses is less than 10 during the period. % is calculated as Quantity/Base number*100

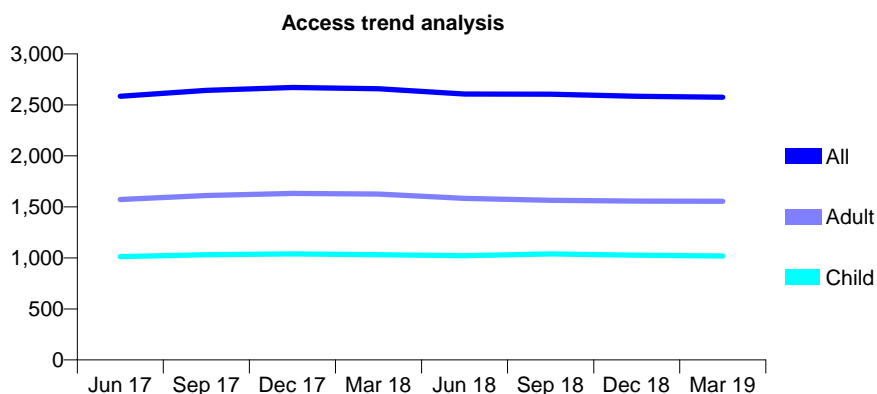
Q57 - Vital Signs At a Glance Contract Report for 570184/0001 - Year end March 2019

Name or company name	MRS BI HELLYAR
Contract type name	GDS Contract
Purpose of contract	General
Contract start date	01/04/2006
Contract end date	

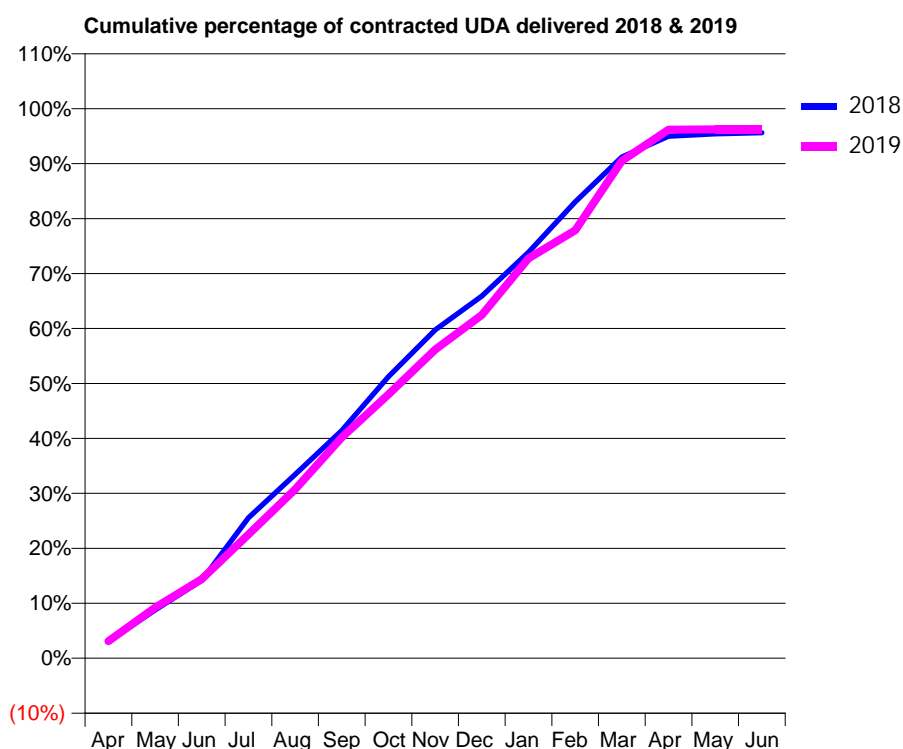
18/19 Contracted general activity (UDA)	7,174
Carry forward general activity (UDA)	0
18/19 Contracted orthodontic activity (UOA)	0
Carry forward orthodontic activity (UOA)	0
Baseline contract value	£187,684.36

ACCESS*

Patients seen in 24 months	Total	Change since previous quarter
Quarter ending March 2018	2,658	
Quarter ending June 2018	2,606	↓
Quarter ending September 2018	2,604	→
Quarter ending December 2018	2,584	→
Quarter ending March 2019	2,574	→
Variance since March 2018	(3.2%)	↓



ACTIVITY



Month	2018	2019
April	219	222
May	629	660
June	1,017	1,034
July	1,834	1,617
August	2,401	2,205
September	2,972	2,883
October	3,675	3,445
November	4,287	4,030
December	4,728	4,480
January	5,299	5,220
February	5,958	5,586
March	6,542	6,492
April	6,814	6,900
May	6,845	6,904
June	6,860	6,904

QUALITY

	Quantity	Base Number	Contract	AT	Region	England
% of FP17s for the same patient ID Re-attending within 3 months - Children	97	1,171	8.3%	10.0%	11.5%	11.8%
% of FP17s for the same patient ID Re-attending within 3 months - Adults	292	1,947	15.0%	14.5%	15.2%	15.7%
% of FP17s for the same patient ID Re-attending between 3 & 9 months - Children	479	1,171	40.9%	56.7%	60.2%	58.9%
% of FP17s for the same patient ID Re-attending between 3 & 9 months - Adults	950	1,947	48.8%	50.0%	51.8%	50.8%
% of FP17s for Band 1 Urgent Courses	404	3,145	12.8%	8.7%	8.1%	9.1%
% of FP17s Relating to Free Repair or Replacements	37	3,145	1.2%	0.7%	0.8%	0.8%
% of FP17s Relating to Continuations	45	3,145	1.4%	0.9%	0.9%	0.9%
% of Patients satisfied with the dentistry they have received	0	0	N/A	92.9%	92.7%	92.5%
% of Patients satisfied with the time they had to wait for an appointment	0	0	N/A	87.3%	87.4%	87.0%

* This is based on patients treated on this contract for their most recent course of treatment.

Figures in italics indicate the base number of FP17s or Patient Questionnaire responses are less than 100. N/A is shown where the base number of responses is less than 10 during the period. % is calculated as Quantity/Base number*100

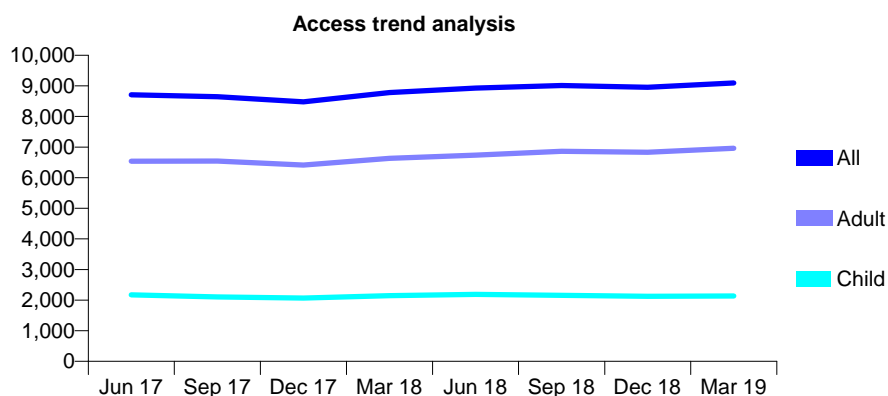
Q57 - Vital Signs At a Glance Contract Report for 573310/0001 - Year end March 2019

Name or company name	MR R PRASHAR
Contract type name	GDS Contract
Purpose of contract	General
Contract start date	01/04/2006
Contract end date	

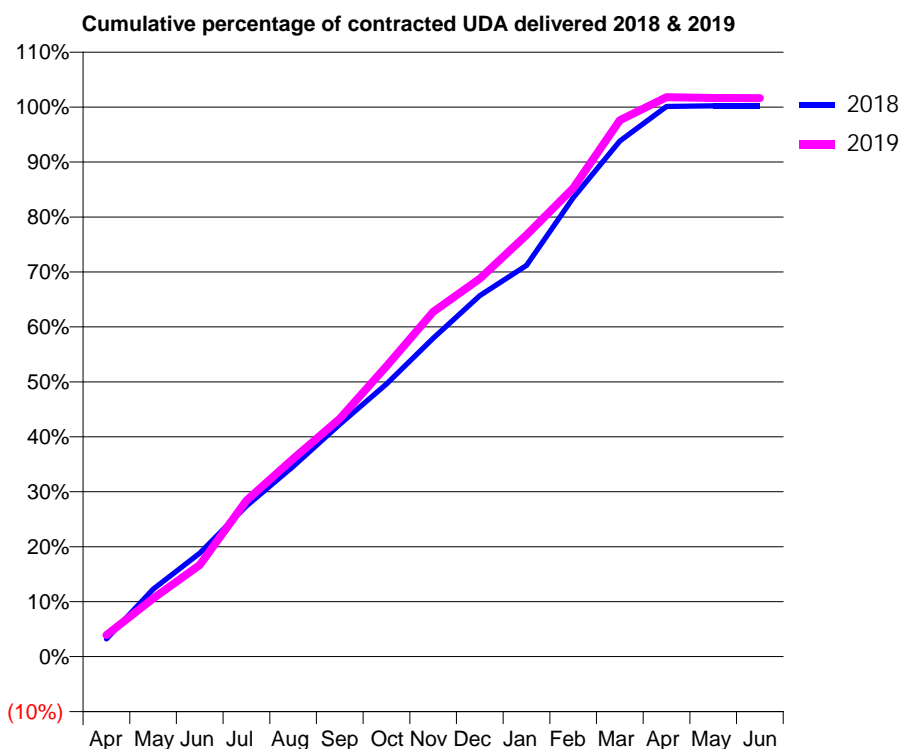
18/19 Contracted general activity (UDA)	22,381
Carry forward general activity (UDA)	-47
18/19 Contracted orthodontic activity (UOA)	0
Carry forward orthodontic activity (UOA)	0
Baseline contract value	£606,695.85

ACCESS*

Patients seen in 24 months	Total	Change since previous quarter
Quarter ending March 2018	8,780	
Quarter ending June 2018	8,927	→
Quarter ending September 2018	9,013	→
Quarter ending December 2018	8,952	→
Quarter ending March 2019	9,098	→
Variance since March 2018	3.6%	↑



ACTIVITY



Month	Adjusted Scheduled Activity (UDA)	
	2018	2019
April	721	880
May	2,747	2,370
June	4,212	3,736
July	6,134	6,355
August	7,748	8,063
September	9,464	9,685
October	11,102	11,825
November	12,968	14,045
December	14,697	15,394
January	15,931	17,173
February	18,692	19,080
March	21,000	21,841
April	22,408	22,782
May	22,429	22,751
June	22,428	22,742

QUALITY

	Quantity	Base Number	Contract	AT	Region	England
% of FP17s for the same patient ID Re-attending within 3 months - Children	233	2,842	8.2%	10.0%	11.5%	11.8%
% of FP17s for the same patient ID Re-attending within 3 months - Adults	1,586	8,507	18.6%	14.5%	15.2%	15.7%
% of FP17s for the same patient ID Re-attending between 3 & 9 months - Children	1,588	2,842	55.9%	56.7%	60.2%	58.9%
% of FP17s for the same patient ID Re-attending between 3 & 9 months - Adults	3,358	8,507	39.5%	50.0%	51.8%	50.8%
% of FP17s for Band 1 Urgent Courses	2,309	11,254	20.5%	8.7%	8.1%	9.1%
% of FP17s Relating to Free Repair or Replacements	20	11,254	0.2%	0.7%	0.8%	0.8%
% of FP17s Relating to Continuations	22	11,254	0.2%	0.9%	0.9%	0.9%
% of Patients satisfied with the dentistry they have received	3	3	N/A	92.9%	92.7%	92.5%
% of Patients satisfied with the time they had to wait for an appointment	2	3	N/A	87.3%	87.4%	87.0%

* This is based on patients treated on this contract for their most recent course of treatment. Figures in italics indicate the base number of FP17s or Patient Questionnaire responses are less than 100. N/A is shown where the base number of responses is less than 10 during the period. % is calculated as Quantity/Base number*100

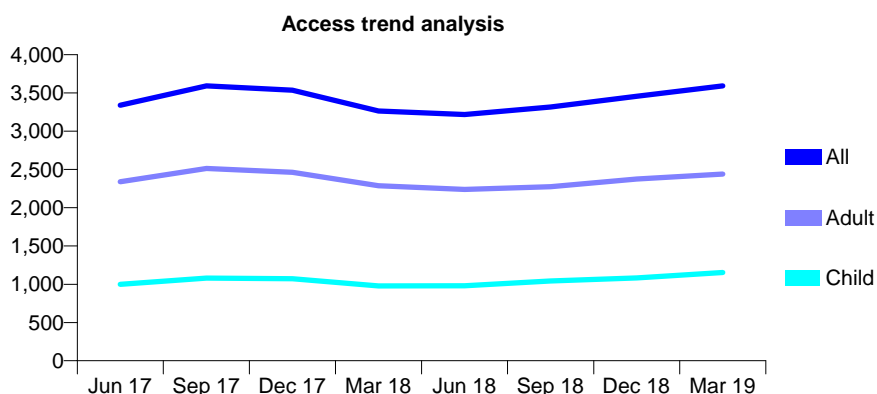
Q57 - Vital Signs At a Glance Contract Report for 573310/0003 - Year end March 2019

Name or company name	MR R PRASHAR
Contract type name	GDS Contract
Purpose of contract	General
Contract start date	01/07/2009
Contract end date	

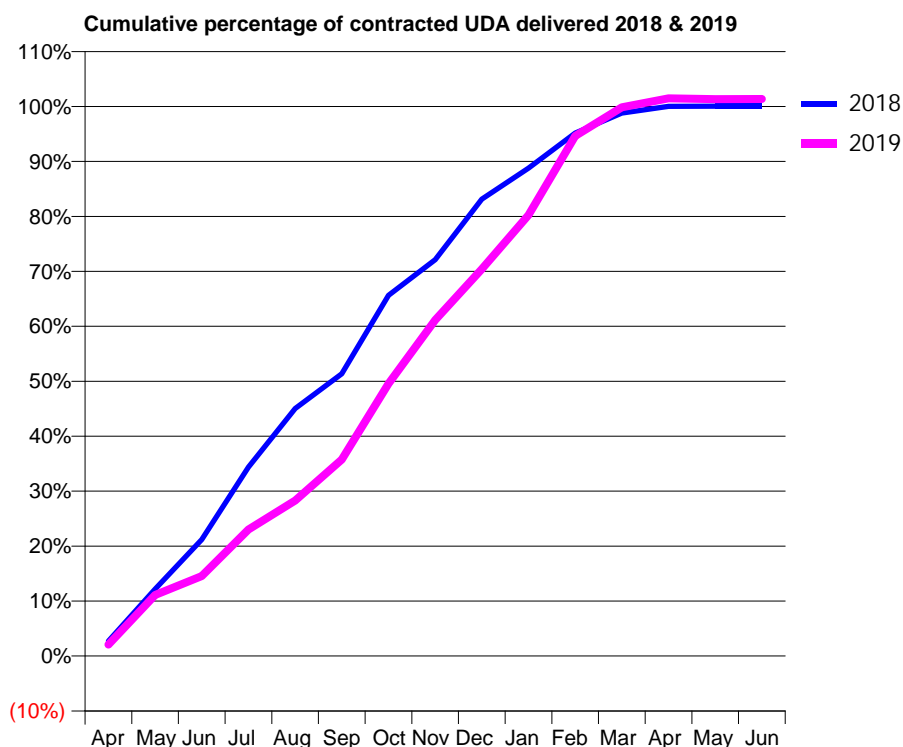
18/19 Contracted general activity (UDA)	7,000
Carry forward general activity (UDA)	-3
18/19 Contracted orthodontic activity (UOA)	0
Carry forward orthodontic activity (UOA)	0
Baseline contract value	£186,319.51

ACCESS*

Patients seen in 24 months	Total	Change since previous quarter
Quarter ending March 2018	3,264	
Quarter ending June 2018	3,219	↓
Quarter ending September 2018	3,316	↑
Quarter ending December 2018	3,456	↑
Quarter ending March 2019	3,593	↑
Variance since March 2018	10.1%	↑



ACTIVITY



Month	Adjusted Scheduled Activity (UDA)	
	2018	2019
April	191	145
May	853	778
June	1,483	1,018
July	2,407	1,610
August	3,152	1,980
September	3,596	2,504
October	4,594	3,468
November	5,049	4,280
December	5,820	4,928
January	6,215	5,616
February	6,661	6,624
March	6,915	6,989
April	7,001	7,103
May	7,003	7,093
June	7,003	7,094

QUALITY

	Quantity	Base Number	Contract	AT	Region	England
% of FP17s for the same patient ID Re-attending within 3 months - Children	71	1,405	5.1%	10.0%	11.5%	11.8%
% of FP17s for the same patient ID Re-attending within 3 months - Adults	380	2,646	14.4%	14.5%	15.2%	15.7%
% of FP17s for the same patient ID Re-attending between 3 & 9 months - Children	551	1,405	39.2%	56.7%	60.2%	58.9%
% of FP17s for the same patient ID Re-attending between 3 & 9 months - Adults	824	2,646	31.1%	50.0%	51.8%	50.8%
% of FP17s for Band 1 Urgent Courses	541	4,061	13.3%	8.7%	8.1%	9.1%
% of FP17s Relating to Free Repair or Replacements	9	4,061	0.2%	0.7%	0.8%	0.8%
% of FP17s Relating to Continuations	3	4,061	0.1%	0.9%	0.9%	0.9%
% of Patients satisfied with the dentistry they have received	4	5	N/A	92.9%	92.7%	92.5%
% of Patients satisfied with the time they had to wait for an appointment	4	5	N/A	87.3%	87.4%	87.0%

* This is based on patients treated on this contract for their most recent course of treatment. Figures in italics indicate the base number of FP17s or Patient Questionnaire responses are less than 100. N/A is shown where the base number of responses is less than 10 during the period. % is calculated as Quantity/Base number*100

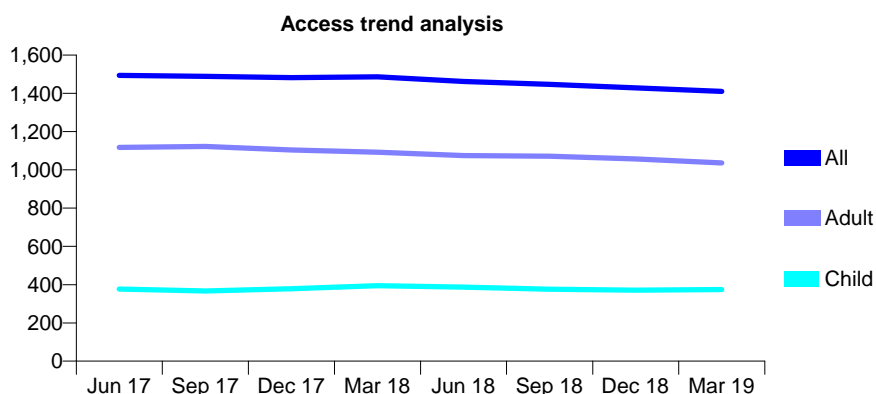
Q57 - Vital Signs At a Glance Contract Report for 574732/0002 - Year end March 2019

Name or company name	MR B LILADHAR
Contract type name	GDS Contract
Purpose of contract	General
Contract start date	01/04/2006
Contract end date	

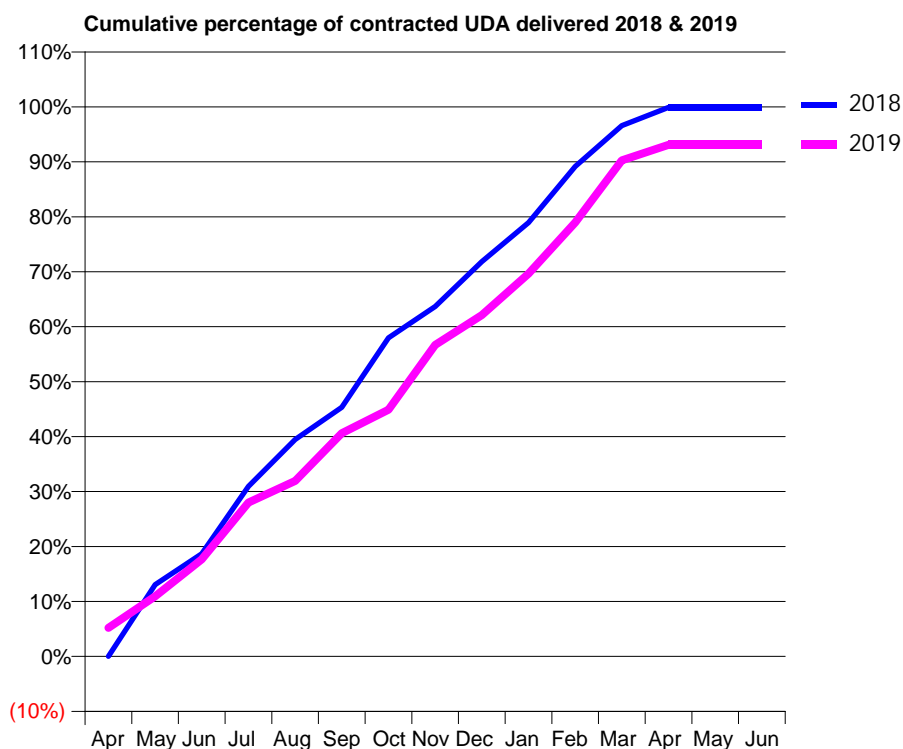
18/19 Contracted general activity (UDA)	4,500
Carry forward general activity (UDA)	5
18/19 Contracted orthodontic activity (UOA)	0
Carry forward orthodontic activity (UOA)	0
Baseline contract value	£127,746.13

ACCESS*

Patients seen in 24 months	Total	Change since previous quarter
Quarter ending March 2018	1,486	
Quarter ending June 2018	1,462	↓
Quarter ending September 2018	1,447	↓
Quarter ending December 2018	1,428	↓
Quarter ending March 2019	1,410	↓
Variance since March 2018	(5.1%)	↓



ACTIVITY



Month	Adjusted Scheduled Activity (UDA)	
	2018	2019
April	-1	235
May	588	492
June	840	796
July	1,393	1,260
August	1,776	1,436
September	2,041	1,828
October	2,608	2,020
November	2,865	2,552
December	3,233	2,795
January	3,552	3,134
February	4,013	3,554
March	4,346	4,061
April	4,495	4,190
May	4,495	4,190
June	4,495	4,190

QUALITY

	Quantity	Base Number	Contract	AT	Region	England
% of FP17s for the same patient ID Re-attending within 3 months - Children	62	624	9.9%	10.0%	11.5%	11.8%
% of FP17s for the same patient ID Re-attending within 3 months - Adults	154	1,416	10.9%	14.5%	15.2%	15.7%
% of FP17s for the same patient ID Re-attending between 3 & 9 months - Children	417	624	66.8%	56.7%	60.2%	58.9%
% of FP17s for the same patient ID Re-attending between 3 & 9 months - Adults	863	1,416	60.9%	50.0%	51.8%	50.8%
% of FP17s for Band 1 Urgent Courses	78	2,032	3.8%	8.7%	8.1%	9.1%
% of FP17s Relating to Free Repair or Replacements	17	2,032	0.8%	0.7%	0.8%	0.8%
% of FP17s Relating to Continuations	9	2,032	0.4%	0.9%	0.9%	0.9%
% of Patients satisfied with the dentistry they have received	3	3	N/A	92.9%	92.7%	92.5%
% of Patients satisfied with the time they had to wait for an appointment	3	3	N/A	87.3%	87.4%	87.0%

* This is based on patients treated on this contract for their most recent course of treatment. Figures in italics indicate the base number of FP17s or Patient Questionnaire responses are less than 100. N/A is shown where the base number of responses is less than 10 during the period. % is calculated as Quantity/Base number*100

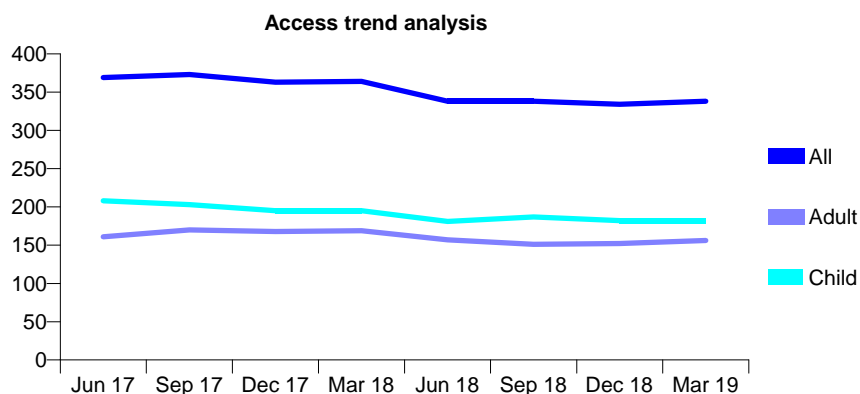
Q57 - Vital Signs At a Glance Contract Report for 575305/0001 - Year end March 2019

Name or company name	MR AA JALEEL
Contract type name	GDS Contract
Purpose of contract	General
Contract start date	01/04/2006
Contract end date	

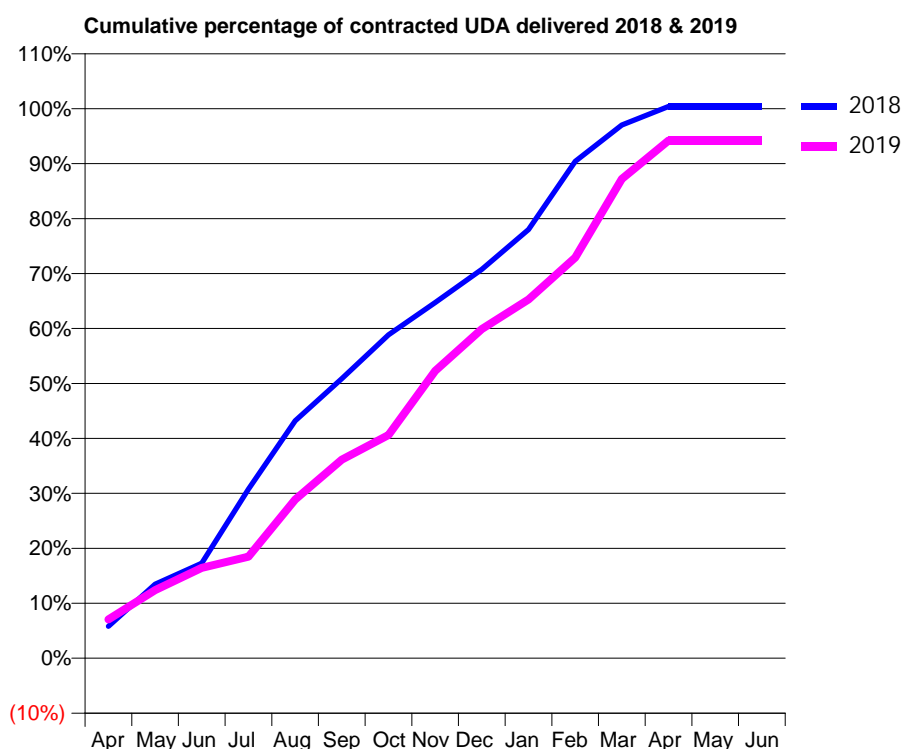
18/19 Contracted general activity (UDA)	500
Carry forward general activity (UDA)	-2
18/19 Contracted orthodontic activity (UOA)	0
Carry forward orthodontic activity (UOA)	0
Baseline contract value	£16,864.38

ACCESS*

Patients seen in 24 months	Total	Change since previous quarter
Quarter ending March 2018	364	
Quarter ending June 2018	338	↓
Quarter ending September 2018	338	→
Quarter ending December 2018	334	↓
Quarter ending March 2019	338	→
Variance since March 2018	(7.1%)	↓



ACTIVITY



Month	Adjusted Scheduled Activity (UDA)	
	2018	2019
April	29	35
May	67	62
June	86	82
July	154	92
August	216	144
September	254	181
October	294	203
November	324	261
December	354	299
January	390	326
February	452	365
March	485	436
April	502	471
May	502	471
June	502	471

QUALITY

	Quantity	Base Number	Contract	AT	Region	England
% of FP17s for the same patient ID Re-attending within 3 months - Children	5	196	2.6%	10.0%	11.5%	11.8%
% of FP17s for the same patient ID Re-attending within 3 months - Adults	3	145	2.1%	14.5%	15.2%	15.7%
% of FP17s for the same patient ID Re-attending between 3 & 9 months - Children	40	196	20.4%	56.7%	60.2%	58.9%
% of FP17s for the same patient ID Re-attending between 3 & 9 months - Adults	51	145	35.2%	50.0%	51.8%	50.8%
% of FP17s for Band 1 Urgent Courses	15	341	4.4%	8.7%	8.1%	9.1%
% of FP17s Relating to Free Repair or Replacements	0	341	0.0%	0.7%	0.8%	0.8%
% of FP17s Relating to Continuations	0	341	0.0%	0.9%	0.9%	0.9%
% of Patients satisfied with the dentistry they have received	0	0	N/A	92.9%	92.7%	92.5%
% of Patients satisfied with the time they had to wait for an appointment	0	0	N/A	87.3%	87.4%	87.0%

* This is based on patients treated on this contract for their most recent course of treatment.

Figures in italics indicate the base number of FP17s or Patient Questionnaire responses are less than 100. N/A is shown where the base number of responses is less than 10 during the period. % is calculated as Quantity/Base number*100

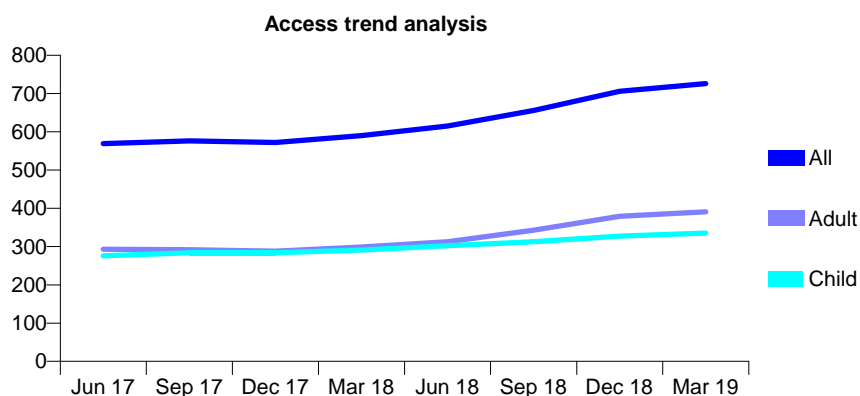
Q57 - Vital Signs At a Glance Contract Report for 577987/0002 - Year end March 2019

Name or company name	MR K SHETH
Contract type name	GDS Contract
Purpose of contract	General
Contract start date	01/05/2007
Contract end date	

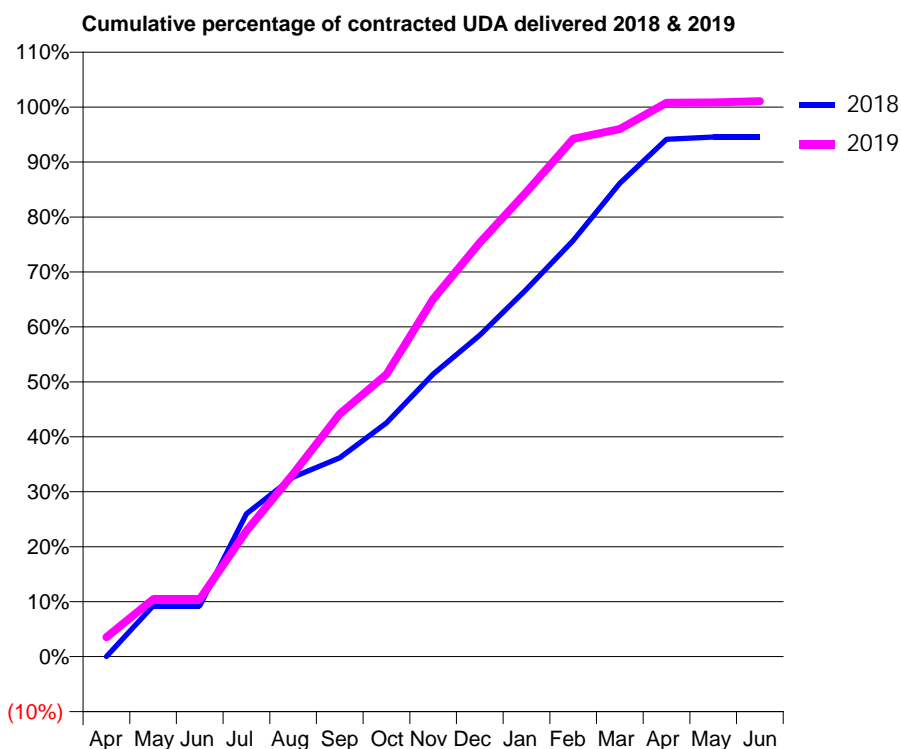
18/19 Contracted general activity (UDA)	1,700
Carry forward general activity (UDA)	0
18/19 Contracted orthodontic activity (UOA)	0
Carry forward orthodontic activity (UOA)	0
Baseline contract value	£49,604.93

ACCESS*

Patients seen in 24 months	Total	Change since previous quarter
Quarter ending March 2018	590	
Quarter ending June 2018	615	↑
Quarter ending September 2018	656	↑
Quarter ending December 2018	706	↑
Quarter ending March 2019	726	↑
Variance since March 2018	23.1%	↑



ACTIVITY



Month	Adjusted Scheduled Activity (UDA)	
	2018	2019
April	0	61
May	157	178
June	157	178
July	442	389
August	555	565
September	615	751
October	723	873
November	874	1,106
December	994	1,280
January	1,136	1,437
February	1,287	1,602
March	1,464	1,632
April	1,600	1,713
May	1,607	1,714
June	1,607	1,718

QUALITY

	Quantity	Base Number	Contract	AT	Region	England
% of FP17s for the same patient ID Re-attending within 3 months - Children	53	486	10.9%	10.0%	11.5%	11.8%
% of FP17s for the same patient ID Re-attending within 3 months - Adults	78	435	17.9%	14.5%	15.2%	15.7%
% of FP17s for the same patient ID Re-attending between 3 & 9 months - Children	237	486	48.8%	56.7%	60.2%	58.9%
% of FP17s for the same patient ID Re-attending between 3 & 9 months - Adults	140	435	32.2%	50.0%	51.8%	50.8%
% of FP17s for Band 1 Urgent Courses	87	932	9.3%	8.7%	8.1%	9.1%
% of FP17s Relating to Free Repair or Replacements	10	932	1.1%	0.7%	0.8%	0.8%
% of FP17s Relating to Continuations	32	932	3.4%	0.9%	0.9%	0.9%
% of Patients satisfied with the dentistry they have received	0	0	N/A	92.9%	92.7%	92.5%
% of Patients satisfied with the time they had to wait for an appointment	0	0	N/A	87.3%	87.4%	87.0%

* This is based on patients treated on this contract for their most recent course of treatment. Figures in italics indicate the base number of FP17s or Patient Questionnaire responses are less than 100. N/A is shown where the base number of responses is less than 10 during the period. % is calculated as Quantity/Base number*100

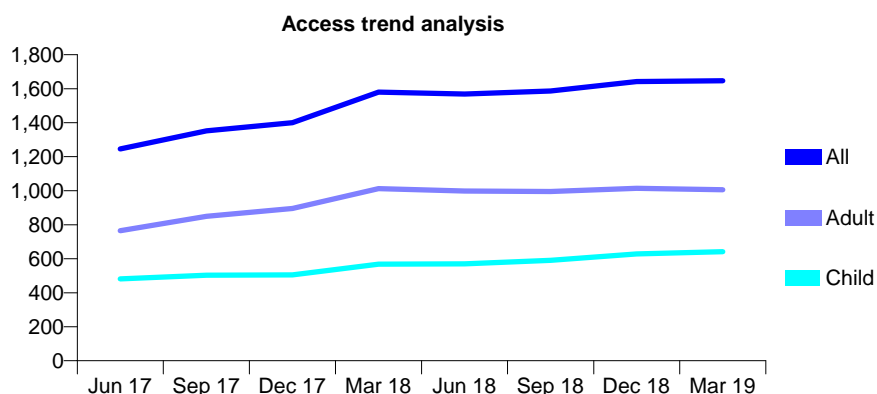
Q57 - Vital Signs At a Glance Contract Report for 616001/0001 - Year end March 2019

Name or company name	MRS P SHARMA
Contract type name	GDS Contract
Purpose of contract	General
Contract start date	01/11/2014
Contract end date	

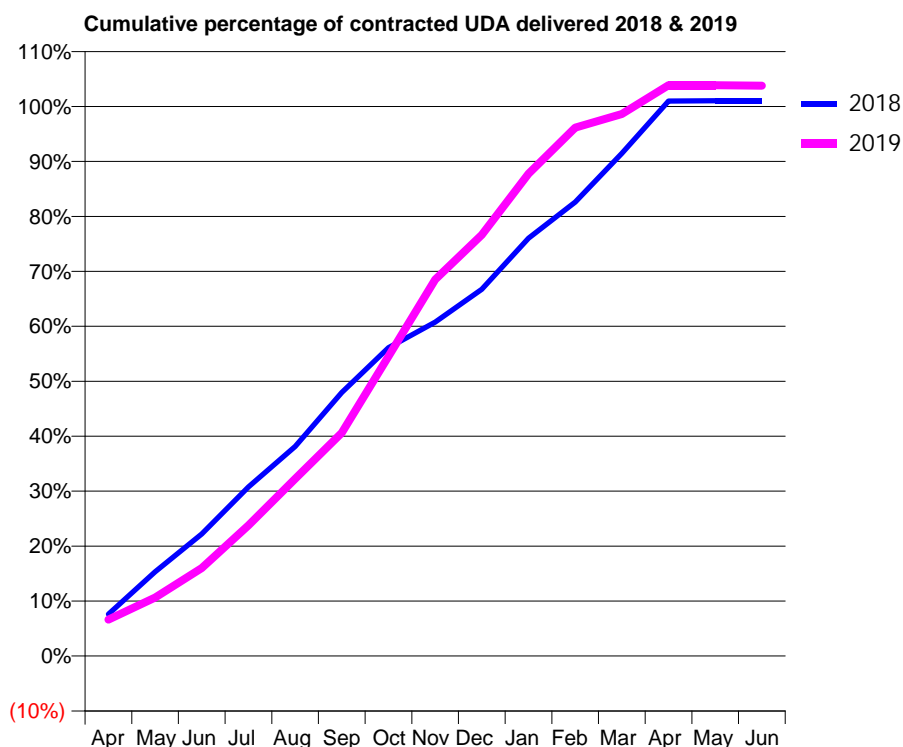
18/19 Contracted general activity (UDA)	2,738
Carry forward general activity (UDA)	-28
18/19 Contracted orthodontic activity (UOA)	0
Carry forward orthodontic activity (UOA)	0
Baseline contract value	£67,830.53

ACCESS*

Patients seen in 24 months	Total	Change since previous quarter
Quarter ending March 2018	1,580	
Quarter ending June 2018	1,568	→
Quarter ending September 2018	1,586	→
Quarter ending December 2018	1,642	↑
Quarter ending March 2019	1,647	→
Variance since March 2018	4.2%	↑



ACTIVITY



Month	Adjusted Scheduled Activity (UDA)	
	2018	2019
April	208	181
May	420	292
June	608	438
July	843	651
August	1,044	883
September	1,313	1,112
October	1,537	1,493
November	1,663	1,876
December	1,827	2,099
January	2,081	2,403
February	2,262	2,632
March	2,504	2,700
April	2,765	2,844
May	2,766	2,844
June	2,766	2,841

QUALITY

	Quantity	Base Number	Contract	AT	Region	England
% of FP17s for the same patient ID Re-attending within 3 months - Children	98	946	10.4%	10.0%	11.5%	11.8%
% of FP17s for the same patient ID Re-attending within 3 months - Adults	140	1,098	12.8%	14.5%	15.2%	15.7%
% of FP17s for the same patient ID Re-attending between 3 & 9 months - Children	547	946	57.8%	56.7%	60.2%	58.9%
% of FP17s for the same patient ID Re-attending between 3 & 9 months - Adults	558	1,098	50.8%	50.0%	51.8%	50.8%
% of FP17s for Band 1 Urgent Courses	149	1,652	9.0%	8.7%	8.1%	9.1%
% of FP17s Relating to Free Repair or Replacements	3	1,652	0.2%	0.7%	0.8%	0.8%
% of FP17s Relating to Continuations	4	1,652	0.2%	0.9%	0.9%	0.9%
% of Patients satisfied with the dentistry they have received	0	0	N/A	92.9%	92.7%	92.5%
% of Patients satisfied with the time they had to wait for an appointment	0	0	N/A	87.3%	87.4%	87.0%

* This is based on patients treated on this contract for their most recent course of treatment. Figures in italics indicate the base number of FP17s or Patient Questionnaire responses are less than 100. N/A is shown where the base number of responses is less than 10 during the period. % is calculated as Quantity/Base number*100

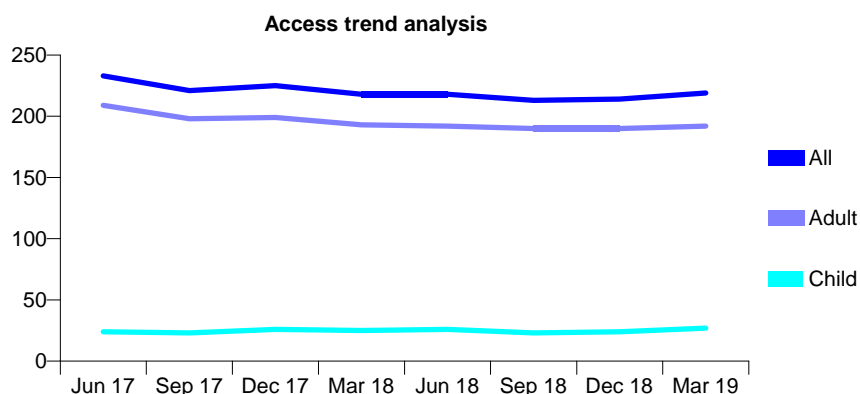
Q57 - Vital Signs At a Glance Contract Report for 618683/0001 - Year end March 2019

Name or company name	Papineni Dental Practice
Contract type name	GDS Contract
Purpose of contract	General
Contract start date	01/04/2006
Contract end date	

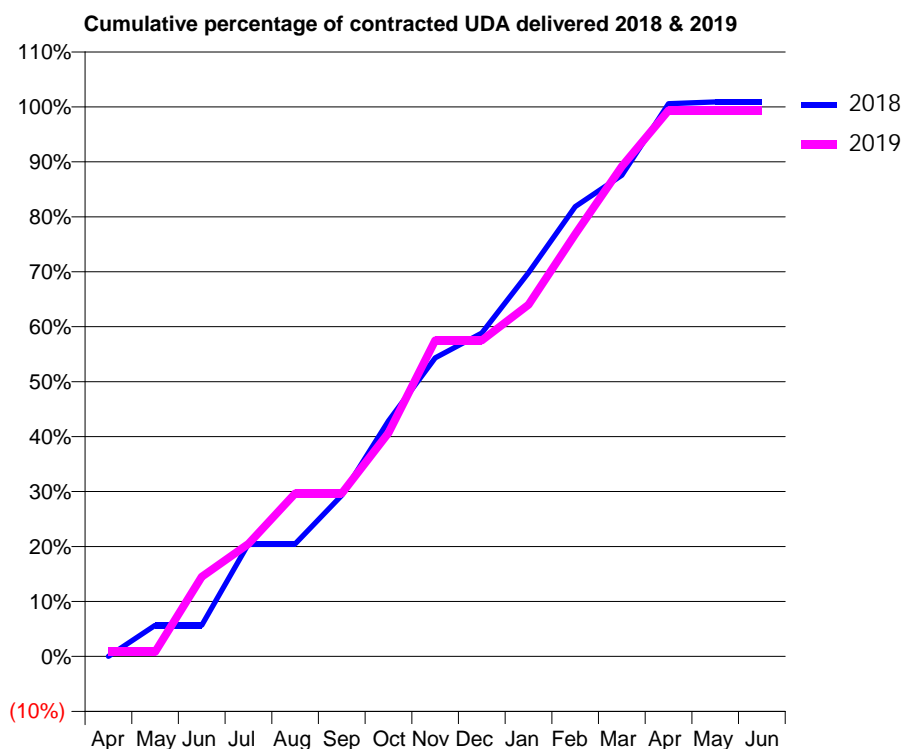
18/19 Contracted general activity (UDA)	600
Carry forward general activity (UDA)	-5
18/19 Contracted orthodontic activity (UOA)	0
Carry forward orthodontic activity (UOA)	0
Baseline contract value	£13,151.00

ACCESS*

Patients seen in 24 months	Total	Change since previous quarter
Quarter ending March 2018	218	
Quarter ending June 2018	218	→
Quarter ending September 2018	213	↓
Quarter ending December 2018	214	→
Quarter ending March 2019	219	↑
Variance since March 2018	0.5%	→



ACTIVITY



Month	Adjusted Scheduled Activity (UDA)	
	2018	2019
April	0	5
May	34	5
June	34	87
July	123	123
August	123	178
September	176	178
October	257	244
November	326	345
December	353	345
January	419	384
February	491	461
March	525	535
April	603	596
May	605	596
June	605	596

QUALITY

	Quantity	Base Number	Contract	AT	Region	England
% of FP17s for the same patient ID Re-attending within 3 months - Children	0	37	0.0%	10.0%	11.5%	11.8%
% of FP17s for the same patient ID Re-attending within 3 months - Adults	9	295	3.1%	14.5%	15.2%	15.7%
% of FP17s for the same patient ID Re-attending between 3 & 9 months - Children	25	37	67.6%	56.7%	60.2%	58.9%
% of FP17s for the same patient ID Re-attending between 3 & 9 months - Adults	229	295	77.6%	50.0%	51.8%	50.8%
% of FP17s for Band 1 Urgent Courses	0	326	0.0%	8.7%	8.1%	9.1%
% of FP17s Relating to Free Repair or Replacements	0	326	0.0%	0.7%	0.8%	0.8%
% of FP17s Relating to Continuations	0	326	0.0%	0.9%	0.9%	0.9%
% of Patients satisfied with the dentistry they have received	0	0	N/A	92.9%	92.7%	92.5%
% of Patients satisfied with the time they had to wait for an appointment	0	0	N/A	87.3%	87.4%	87.0%

* This is based on patients treated on this contract for their most recent course of treatment. Figures in italics indicate the base number of FP17s or Patient Questionnaire responses are less than 100. N/A is shown where the base number of responses is less than 10 during the period. % is calculated as Quantity/Base number*100

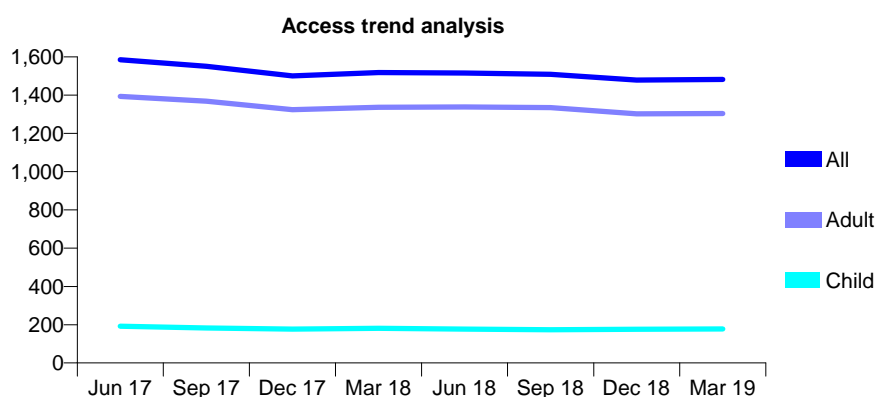
Q57 - Vital Signs At a Glance Contract Report for 618683/0002 - Year end March 2019

Name or company name	Papineni Dental Practice
Contract type name	GDS Contract
Purpose of contract	General
Contract start date	01/04/2006
Contract end date	

18/19 Contracted general activity (UDA)	4,500
Carry forward general activity (UDA)	0
18/19 Contracted orthodontic activity (UOA)	0
Carry forward orthodontic activity (UOA)	0
Baseline contract value	£91,740.24

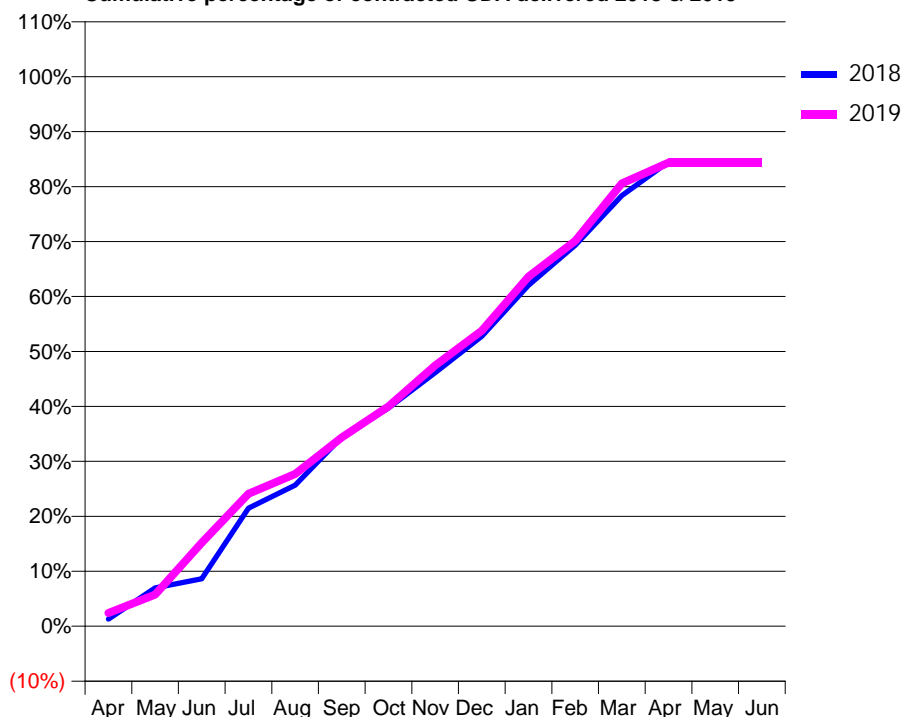
ACCESS*

Patients seen in 24 months	Total	Change since previous quarter
Quarter ending March 2018	1,518	
Quarter ending June 2018	1,515	→
Quarter ending September 2018	1,509	→
Quarter ending December 2018	1,478	↓
Quarter ending March 2019	1,482	→
Variance since March 2018	(2.4%)	↓



ACTIVITY

Cumulative percentage of contracted UDA delivered 2018 & 2019



Adjusted Scheduled Activity (UDA)

Month	2018	2019
April	58	109
May	314	259
June	388	683
July	967	1,085
August	1,155	1,248
September	1,548	1,546
October	1,787	1,800
November	2,077	2,135
December	2,374	2,419
January	2,792	2,863
February	3,119	3,156
March	3,526	3,625
April	3,803	3,797
May	3,811	3,797
June	3,811	3,797

QUALITY

	Quantity	Base Number	Contract	AT	Region	England
% of FP17s for the same patient ID Re-attending within 3 months - Children	1	285	0.4%	10.0%	11.5%	11.8%
% of FP17s for the same patient ID Re-attending within 3 months - Adults	98	2,070	4.7%	14.5%	15.2%	15.7%
% of FP17s for the same patient ID Re-attending between 3 & 9 months - Children	215	285	75.4%	56.7%	60.2%	58.9%
% of FP17s for the same patient ID Re-attending between 3 & 9 months - Adults	1,633	2,070	78.9%	50.0%	51.8%	50.8%
% of FP17s for Band 1 Urgent Courses	3	2,325	0.1%	8.7%	8.1%	9.1%
% of FP17s Relating to Free Repair or Replacements	0	2,325	0.0%	0.7%	0.8%	0.8%
% of FP17s Relating to Continuations	0	2,325	0.0%	0.9%	0.9%	0.9%
% of Patients satisfied with the dentistry they have received	0	0	N/A	92.9%	92.7%	92.5%
% of Patients satisfied with the time they had to wait for an appointment	0	0	N/A	87.3%	87.4%	87.0%

* This is based on patients treated on this contract for their most recent course of treatment.

Figures in italics indicate the base number of FP17s or Patient Questionnaire responses are less than 100. N/A is shown where the base number of responses is less than 10 during the period. % is calculated as Quantity/Base number*100

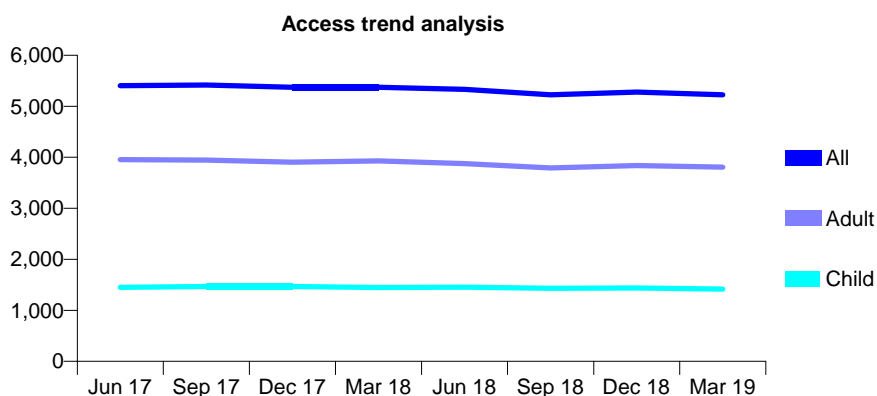
Q57 - Vital Signs At a Glance Contract Report for 631531/0003 - Year end March 2019

Name or company name	Great Horkesley Dental Studio
Contract type name	GDS Contract
Purpose of contract	General
Contract start date	01/04/2006
Contract end date	

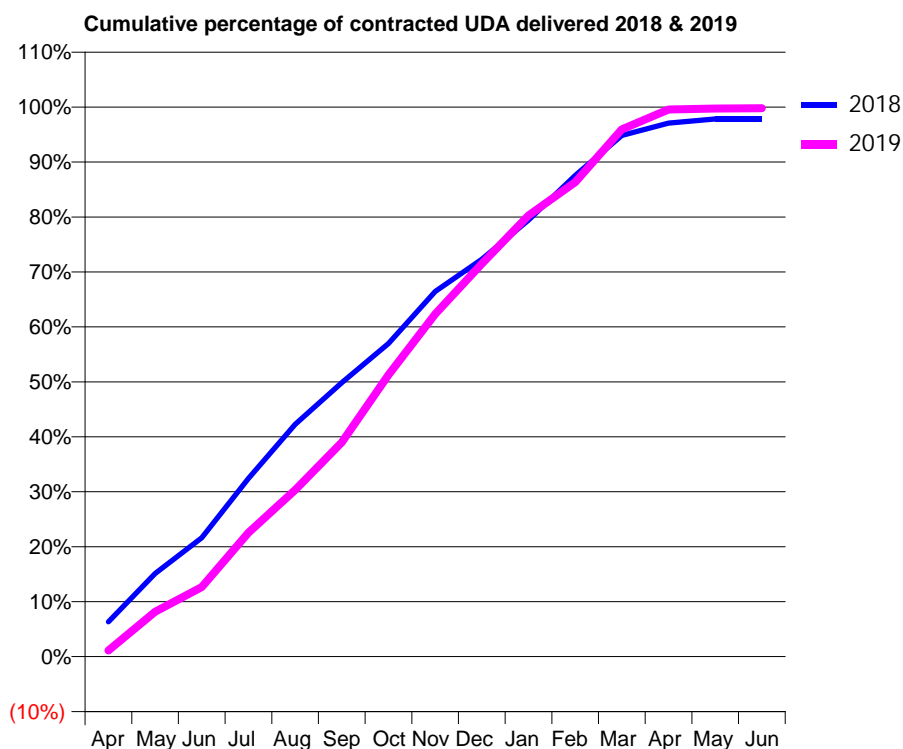
18/19 Contracted general activity (UDA)	11,071
Carry forward general activity (UDA)	240
18/19 Contracted orthodontic activity (UOA)	0
Carry forward orthodontic activity (UOA)	0
Baseline contract value	£254,140.87

ACCESS*

Patients seen in 24 months	Total	Change since previous quarter
Quarter ending March 2018	5,375	
Quarter ending June 2018	5,333	→
Quarter ending September 2018	5,225	↓
Quarter ending December 2018	5,276	→
Quarter ending March 2019	5,224	→
Variance since March 2018	(2.8%)	↓



ACTIVITY



Month	Adjusted Scheduled Activity (UDA)	
	2018	2019
April	703	125
May	1,674	904
June	2,394	1,402
July	3,591	2,496
August	4,681	3,361
September	5,520	4,316
October	6,308	5,675
November	7,357	6,901
December	8,005	7,913
January	8,796	8,890
February	9,695	9,558
March	10,501	10,622
April	10,749	11,021
May	10,830	11,041
June	10,831	11,048

QUALITY

	Quantity	Base Number	Contract	AT	Region	England
% of FP17s for the same patient ID Re-attending within 3 months - Children	110	1,992	5.5%	10.0%	11.5%	11.8%
% of FP17s for the same patient ID Re-attending within 3 months - Adults	681	4,917	13.8%	14.5%	15.2%	15.7%
% of FP17s for the same patient ID Re-attending between 3 & 9 months - Children	1,178	1,992	59.1%	56.7%	60.2%	58.9%
% of FP17s for the same patient ID Re-attending between 3 & 9 months - Adults	2,590	4,917	52.7%	50.0%	51.8%	50.8%
% of FP17s for Band 1 Urgent Courses	583	6,466	9.0%	8.7%	8.1%	9.1%
% of FP17s Relating to Free Repair or Replacements	23	6,466	0.4%	0.7%	0.8%	0.8%
% of FP17s Relating to Continuations	112	6,466	1.7%	0.9%	0.9%	0.9%
% of Patients satisfied with the dentistry they have received	4	4	N/A	92.9%	92.7%	92.5%
% of Patients satisfied with the time they had to wait for an appointment	3	4	N/A	87.3%	87.4%	87.0%

* This is based on patients treated on this contract for their most recent course of treatment. Figures in italics indicate the base number of FP17s or Patient Questionnaire responses are less than 100. N/A is shown where the base number of responses is less than 10 during the period. % is calculated as Quantity/Base number*100

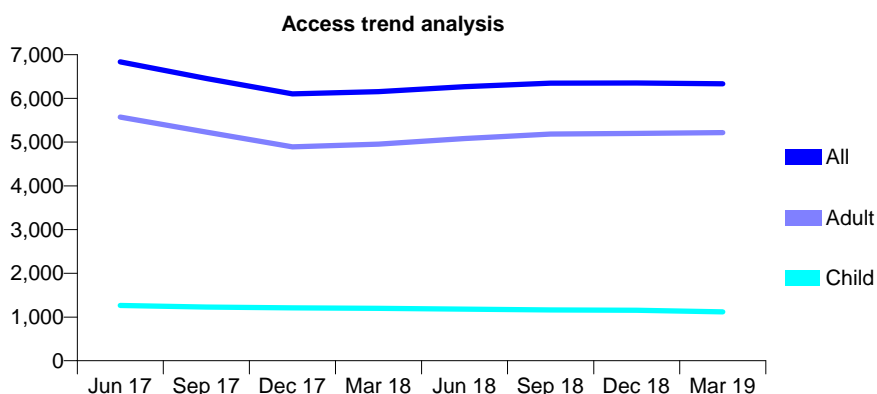
Q57 - Vital Signs At a Glance Contract Report for 635812/0001 - Year end March 2019

Name or company name	Ford Road Dental Surgery
Contract type name	GDS Contract
Purpose of contract	General
Contract start date	01/04/2006
Contract end date	

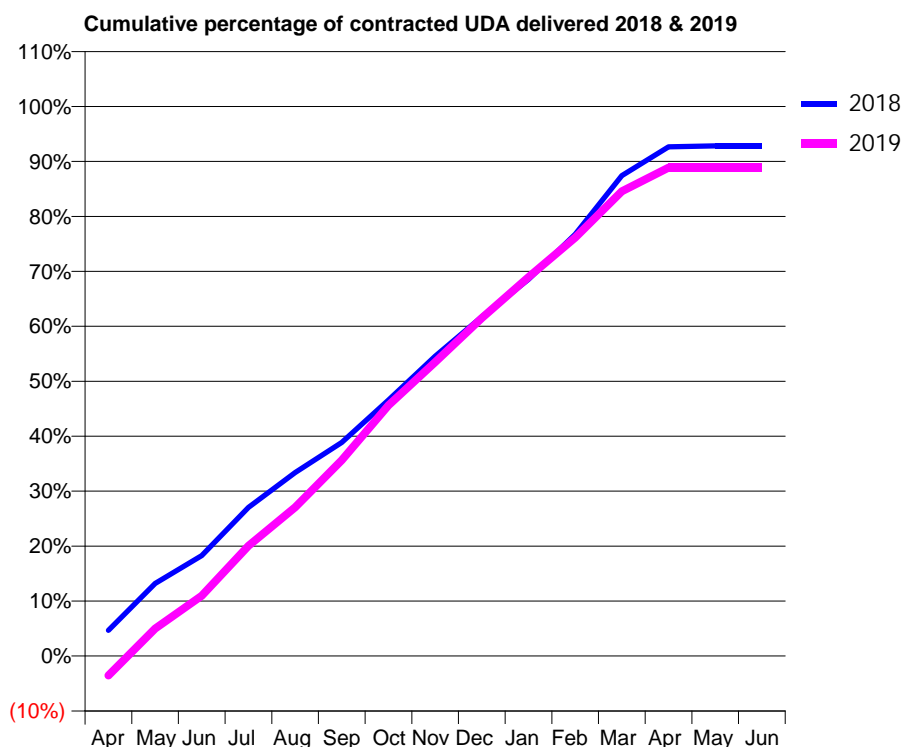
18/19 Contracted general activity (UDA)	24,500
Carry forward general activity (UDA)	1,757
18/19 Contracted orthodontic activity (UOA)	0
Carry forward orthodontic activity (UOA)	0
Baseline contract value	£586,489.48

ACCESS*

Patients seen in 24 months	Total	Change since previous quarter
Quarter ending March 2018	6,153	
Quarter ending June 2018	6,266	→
Quarter ending September 2018	6,349	→
Quarter ending December 2018	6,353	→
Quarter ending March 2019	6,335	→
Variance since March 2018	3.0%	↑



ACTIVITY



Month	Adjusted Scheduled Activity (UDA)	
	2018	2019
April	1,145	-872
May	3,237	1,225
June	4,480	2,689
July	6,628	4,913
August	8,185	6,630
September	9,519	8,730
October	11,414	11,176
November	13,366	13,104
December	15,122	15,064
January	16,796	16,892
February	18,799	18,653
March	21,412	20,717
April	22,700	21,766
May	22,742	21,766
June	22,743	21,766

QUALITY

	Quantity	Base Number	Contract	AT	Region	England
% of FP17s for the same patient ID Re-attending within 3 months - Children	101	1,571	6.4%	10.0%	11.5%	11.8%
% of FP17s for the same patient ID Re-attending within 3 months - Adults	962	6,994	13.8%	14.5%	15.2%	15.7%
% of FP17s for the same patient ID Re-attending between 3 & 9 months - Children	960	1,571	61.1%	56.7%	60.2%	58.9%
% of FP17s for the same patient ID Re-attending between 3 & 9 months - Adults	3,479	6,994	49.7%	50.0%	51.8%	50.8%
% of FP17s for Band 1 Urgent Courses	443	8,490	5.2%	8.7%	8.1%	9.1%
% of FP17s Relating to Free Repair or Replacements	68	8,490	0.8%	0.7%	0.8%	0.8%
% of FP17s Relating to Continuations	172	8,490	2.0%	0.9%	0.9%	0.9%
% of Patients satisfied with the dentistry they have received	5	7	N/A	92.9%	92.7%	92.5%
% of Patients satisfied with the time they had to wait for an appointment	4	7	N/A	87.3%	87.4%	87.0%

* This is based on patients treated on this contract for their most recent course of treatment. Figures in italics indicate the base number of FP17s or Patient Questionnaire responses are less than 100. N/A is shown where the base number of responses is less than 10 during the period. % is calculated as Quantity/Base number*100

Q57 - Vital Signs At a Glance Contract Report for 649694/0003 - Year end March 2019

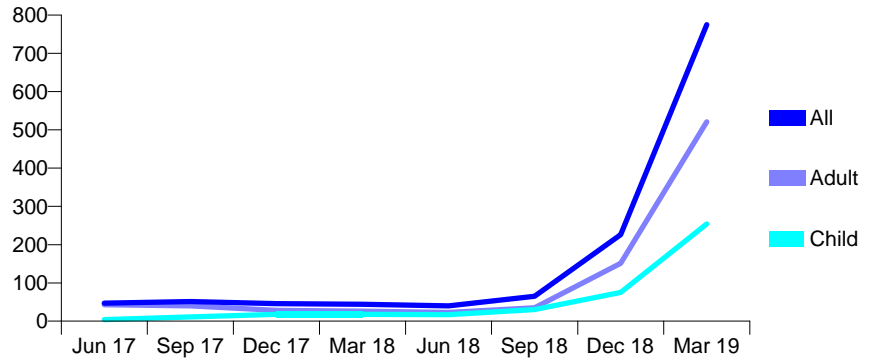
Name or company name	MR SB DENNY
Contract type name	GDS Contract
Purpose of contract	General
Contract start date	01/04/2008
Contract end date	

18/19 Contracted general activity (UDA)	1,020
Carry forward general activity (UDA)	0
18/19 Contracted orthodontic activity (UOA)	0
Carry forward orthodontic activity (UOA)	0
Baseline contract value	£29,214.86

ACCESS*

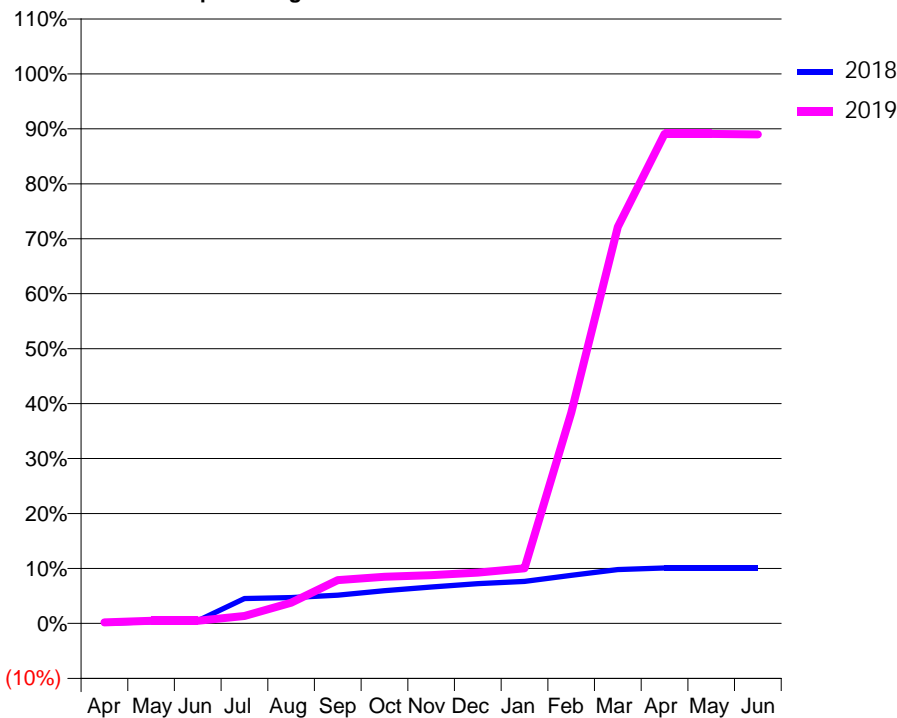
Patients seen in 24 months	Total	Change since previous quarter
Quarter ending March 2018	44	
Quarter ending June 2018	40	↓
Quarter ending September 2018	65	↑
Quarter ending December 2018	226	↑
Quarter ending March 2019	775	↑
Variance since March 2018	1661.4%	↑

Access trend analysis



ACTIVITY

Cumulative percentage of contracted UDA delivered 2018 & 2019



Month	Adjusted Scheduled Activity (UDA)	
	2018	2019
April	0	2
May	3	5
June	5	5
July	46	14
August	48	38
September	52	80
October	61	86
November	68	89
December	74	94
January	78	102
February	89	391
March	100	736
April	103	909
May	103	909
June	103	908

QUALITY

	Quantity	Base Number	Contract	AT	Region	England
% of FP17s for the same patient ID Re-attending within 3 months - Children	3	258	1.2%	10.0%	11.5%	11.8%
% of FP17s for the same patient ID Re-attending within 3 months - Adults	9	549	1.6%	14.5%	15.2%	15.7%
% of FP17s for the same patient ID Re-attending between 3 & 9 months - Children	7	258	2.7%	56.7%	60.2%	58.9%
% of FP17s for the same patient ID Re-attending between 3 & 9 months - Adults	6	549	1.1%	50.0%	51.8%	50.8%
% of FP17s for Band 1 Urgent Courses	39	477	8.2%	8.7%	8.1%	9.1%
% of FP17s Relating to Free Repair or Replacements	3	477	0.6%	0.7%	0.8%	0.8%
% of FP17s Relating to Continuations	0	477	0.0%	0.9%	0.9%	0.9%
% of Patients satisfied with the dentistry they have received	0	0	N/A	92.9%	92.7%	92.5%
% of Patients satisfied with the time they had to wait for an appointment	0	0	N/A	87.3%	87.4%	87.0%

* This is based on patients treated on this contract for their most recent course of treatment.

Figures in italics indicate the base number of FP17s or Patient Questionnaire responses are less than 100. N/A is shown where the base number of responses is less than 10 during the period. % is calculated as Quantity/Base number*100

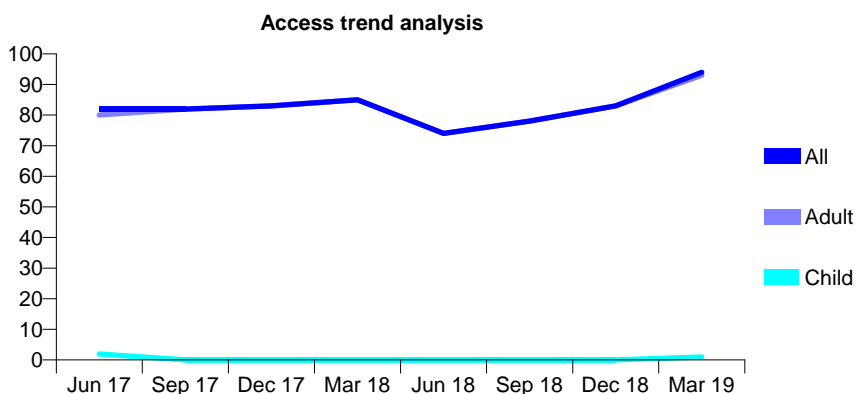
Q57 - Vital Signs At a Glance Contract Report for 649694/0004 - Year end March 2019

Name or company name	MR SB DENNY
Contract type name	GDS Contract
Purpose of contract	General
Contract start date	01/04/2008
Contract end date	

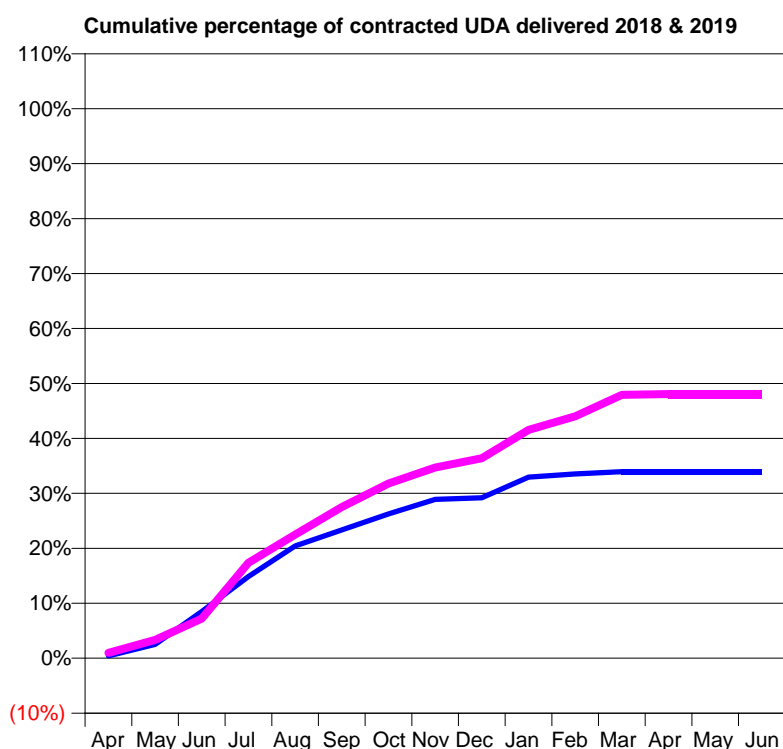
18/19 Contracted general activity (UDA)	720
Carry forward general activity (UDA)	0
18/19 Contracted orthodontic activity (UOA)	0
Carry forward orthodontic activity (UOA)	0
Baseline contract value	£20,622.24

ACCESS*

Patients seen in 24 months	Total	Change since previous quarter
Quarter ending March 2018	85	
Quarter ending June 2018	74	↓
Quarter ending September 2018	78	↑
Quarter ending December 2018	83	↑
Quarter ending March 2019	94	↑
Variance since March 2018	10.6%	↑



ACTIVITY



Month	2018	2019
April	3	7
May	18	24
June	61	52
July	107	125
August	147	162
September	168	198
October	189	229
November	208	250
December	210	262
January	237	299
February	241	317
March	244	345
April	244	346
May	244	346
June	244	346

QUALITY

	Quantity	Base Number	Contract	AT	Region	England
% of FP17s for the same patient ID Re-attending within 3 months - Children	0	0	N/A	10.0%	11.5%	11.8%
% of FP17s for the same patient ID Re-attending within 3 months - Adults	0	61	0.0%	14.5%	15.2%	15.7%
% of FP17s for the same patient ID Re-attending between 3 & 9 months - Children	0	0	N/A	56.7%	60.2%	58.9%
% of FP17s for the same patient ID Re-attending between 3 & 9 months - Adults	10	61	16.4%	50.0%	51.8%	50.8%
% of FP17s for Band 1 Urgent Courses	0	62	0.0%	8.7%	8.1%	9.1%
% of FP17s Relating to Free Repair or Replacements	0	62	0.0%	0.7%	0.8%	0.8%
% of FP17s Relating to Continuations	0	62	0.0%	0.9%	0.9%	0.9%
% of Patients satisfied with the dentistry they have received	0	0	N/A	92.9%	92.7%	92.5%
% of Patients satisfied with the time they had to wait for an appointment	0	0	N/A	87.3%	87.4%	87.0%

* This is based on patients treated on this contract for their most recent course of treatment.

Figures in italics indicate the base number of FP17s or Patient Questionnaire responses are less than 100. N/A is shown where the base number of responses is less than 10 during the period. % is calculated as Quantity/Base number*100

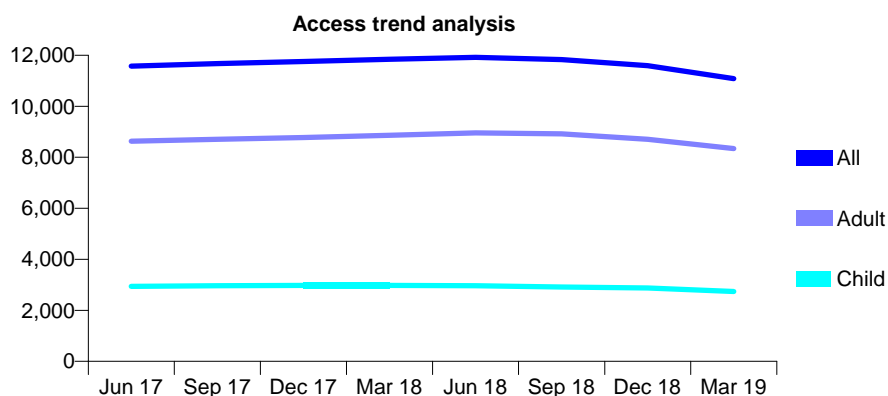
Q57 - Vital Signs At a Glance Contract Report for 649694/0019 - Year end March 2019

Name or company name	MR SB DENNY
Contract type name	GDS Contract
Purpose of contract	General
Contract start date	01/07/2015
Contract end date	

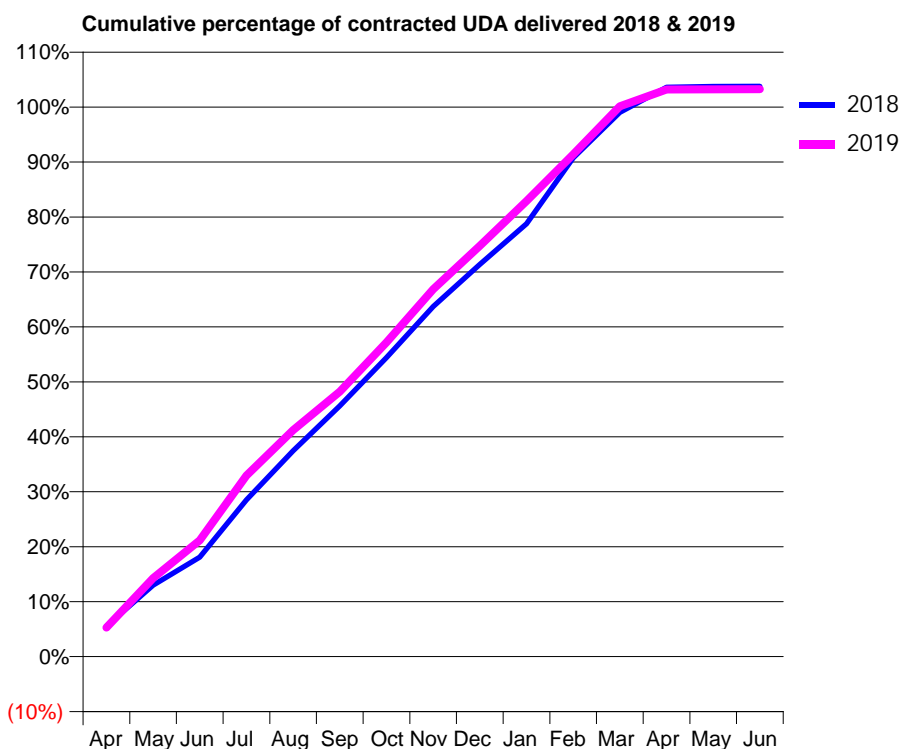
18/19 Contracted general activity (UDA)	27,371
Carry forward general activity (UDA)	0
18/19 Contracted orthodontic activity (UOA)	0
Carry forward orthodontic activity (UOA)	0
Baseline contract value	£752,119.03

ACCESS*

Patients seen in 24 months	Total	Change since previous quarter
Quarter ending March 2018	11,842	
Quarter ending June 2018	11,921	→
Quarter ending September 2018	11,830	→
Quarter ending December 2018	11,587	↓
Quarter ending March 2019	11,080	↓
Variance since March 2018	(6.4%)	↓



ACTIVITY



Month	Adjusted Scheduled Activity (UDA)	
	2018	2019
April	1,517	1,445
May	3,561	3,909
June	4,952	5,793
July	7,809	9,020
August	10,250	11,280
September	12,484	13,197
October	14,892	15,655
November	17,437	18,295
December	19,532	20,452
January	21,558	22,686
February	24,843	25,019
March	27,102	27,406
April	28,356	28,248
May	28,401	28,254
June	28,405	28,257

QUALITY

	Quantity	Base Number	Contract	AT	Region	England
% of FP17s for the same patient ID Re-attending within 3 months - Children	487	4,591	10.6%	10.0%	11.5%	11.8%
% of FP17s for the same patient ID Re-attending within 3 months - Adults	1,741	11,066	15.7%	14.5%	15.2%	15.7%
% of FP17s for the same patient ID Re-attending between 3 & 9 months - Children	2,738	4,591	59.6%	56.7%	60.2%	58.9%
% of FP17s for the same patient ID Re-attending between 3 & 9 months - Adults	5,131	11,066	46.4%	50.0%	51.8%	50.8%
% of FP17s for Band 1 Urgent Courses	1,709	14,219	12.0%	8.7%	8.1%	9.1%
% of FP17s Relating to Free Repair or Replacements	175	14,219	1.2%	0.7%	0.8%	0.8%
% of FP17s Relating to Continuations	29	14,219	0.2%	0.9%	0.9%	0.9%
% of Patients satisfied with the dentistry they have received	7	7	N/A	92.9%	92.7%	92.5%
% of Patients satisfied with the time they had to wait for an appointment	6	7	N/A	87.3%	87.4%	87.0%

* This is based on patients treated on this contract for their most recent course of treatment. Figures in italics indicate the base number of FP17s or Patient Questionnaire responses are less than 100. N/A is shown where the base number of responses is less than 10 during the period. % is calculated as Quantity/Base number*100

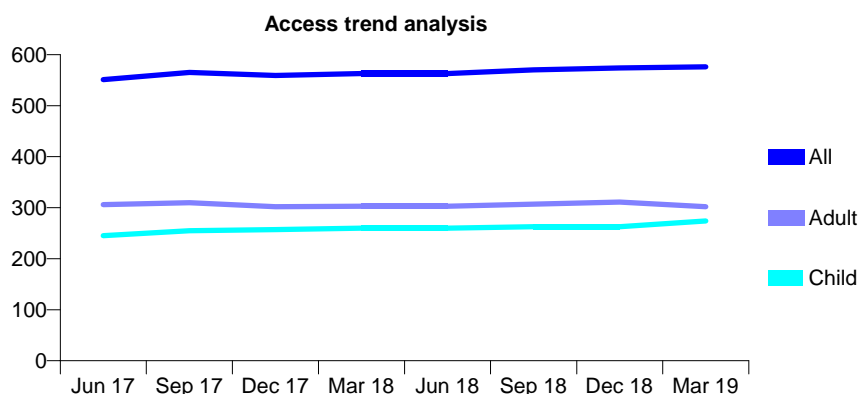
Q57 - Vital Signs At a Glance Contract Report for 651591/0001 - Year end March 2019

Name or company name	MR PJ CANNELL
Contract type name	GDS Contract
Purpose of contract	General
Contract start date	01/04/2006
Contract end date	

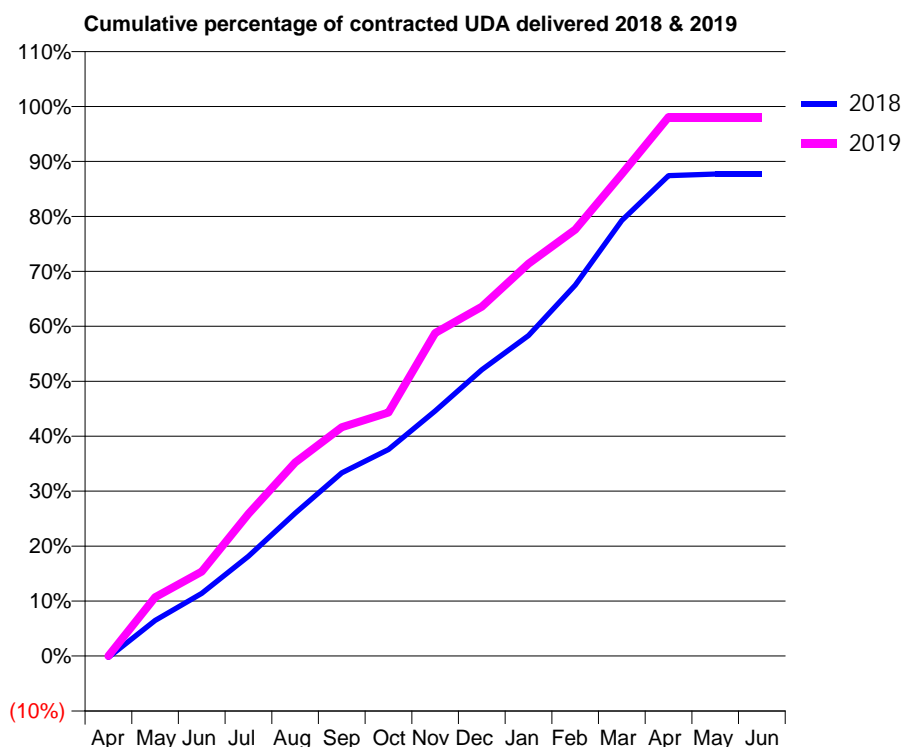
18/19 Contracted general activity (UDA)	1,200
Carry forward general activity (UDA)	0
18/19 Contracted orthodontic activity (UOA)	0
Carry forward orthodontic activity (UOA)	0
Baseline contract value	£28,087.84

ACCESS*

Patients seen in 24 months	Total	Change since previous quarter
Quarter ending March 2018	563	
Quarter ending June 2018	563	→
Quarter ending September 2018	570	→
Quarter ending December 2018	574	→
Quarter ending March 2019	576	→
Variance since March 2018	2.3%	↑



ACTIVITY



Month	Adjusted Scheduled Activity (UDA)	
	2018	2019
April	-3	0
May	78	129
June	137	185
July	218	311
August	312	423
September	400	500
October	451	532
November	535	705
December	625	763
January	700	857
February	810	931
March	951	1,053
April	1,049	1,177
May	1,052	1,177
June	1,052	1,177

QUALITY

	Quantity	Base Number	Contract	AT	Region	England
% of FP17s for the same patient ID Re-attending within 3 months - Children	19	377	5.0%	10.0%	11.5%	11.8%
% of FP17s for the same patient ID Re-attending within 3 months - Adults	31	371	8.4%	14.5%	15.2%	15.7%
% of FP17s for the same patient ID Re-attending between 3 & 9 months - Children	219	377	58.1%	56.7%	60.2%	58.9%
% of FP17s for the same patient ID Re-attending between 3 & 9 months - Adults	209	371	56.3%	50.0%	51.8%	50.8%
% of FP17s for Band 1 Urgent Courses	14	770	1.8%	8.7%	8.1%	9.1%
% of FP17s Relating to Free Repair or Replacements	0	770	0.0%	0.7%	0.8%	0.8%
% of FP17s Relating to Continuations	7	770	0.9%	0.9%	0.9%	0.9%
% of Patients satisfied with the dentistry they have received	0	0	N/A	92.9%	92.7%	92.5%
% of Patients satisfied with the time they had to wait for an appointment	0	0	N/A	87.3%	87.4%	87.0%

* This is based on patients treated on this contract for their most recent course of treatment. Figures in italics indicate the base number of FP17s or Patient Questionnaire responses are less than 100. N/A is shown where the base number of responses is less than 10 during the period. % is calculated as Quantity/Base number*100

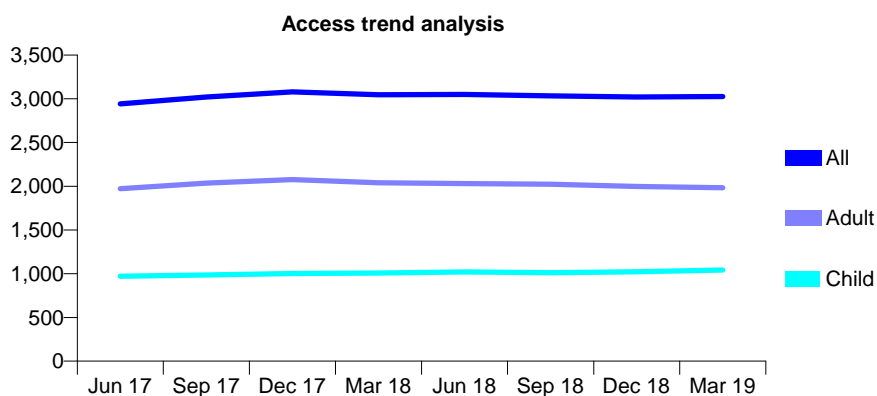
Q57 - Vital Signs At a Glance Contract Report for 652598/0001 - Year end March 2019

Name or company name	MISS CL JONES
Contract type name	GDS Contract
Purpose of contract	General
Contract start date	01/04/2006
Contract end date	

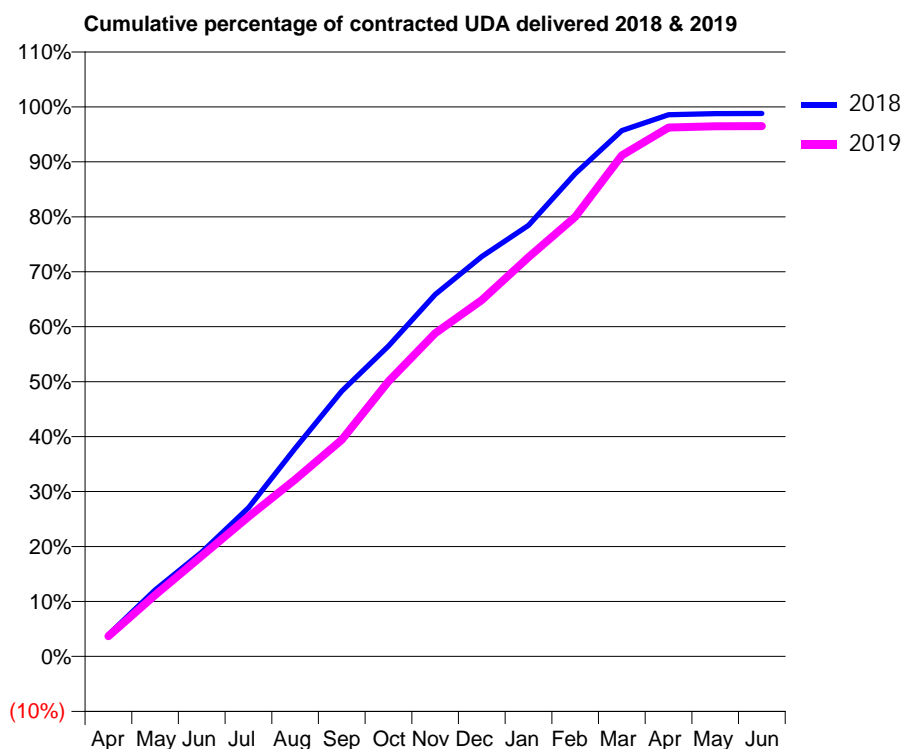
18/19 Contracted general activity (UDA)	8,100
Carry forward general activity (UDA)	97
18/19 Contracted orthodontic activity (UOA)	0
Carry forward orthodontic activity (UOA)	0
Baseline contract value	£209,181.85

ACCESS*

Patients seen in 24 months	Total	Change since previous quarter
Quarter ending March 2018	3,046	
Quarter ending June 2018	3,050	→
Quarter ending September 2018	3,034	→
Quarter ending December 2018	3,020	→
Quarter ending March 2019	3,026	→
Variance since March 2018	(0.7%)	→



ACTIVITY



Month	Adjusted Scheduled Activity (UDA)	
	2018	2019
April	319	298
May	980	904
June	1,537	1,480
July	2,190	2,059
August	3,068	2,608
September	3,910	3,192
October	4,574	4,055
November	5,334	4,764
December	5,894	5,252
January	6,354	5,884
February	7,114	6,477
March	7,750	7,384
April	7,984	7,795
May	8,000	7,814
June	8,003	7,816

QUALITY

	Quantity	Base Number	Contract	AT	Region	England
% of FP17s for the same patient ID Re-attending within 3 months - Children	115	1,726	6.7%	10.0%	11.5%	11.8%
% of FP17s for the same patient ID Re-attending within 3 months - Adults	364	2,939	12.4%	14.5%	15.2%	15.7%
% of FP17s for the same patient ID Re-attending between 3 & 9 months - Children	1,188	1,726	68.8%	56.7%	60.2%	58.9%
% of FP17s for the same patient ID Re-attending between 3 & 9 months - Adults	1,854	2,939	63.1%	50.0%	51.8%	50.8%
% of FP17s for Band 1 Urgent Courses	379	4,660	8.1%	8.7%	8.1%	9.1%
% of FP17s Relating to Free Repair or Replacements	4	4,660	0.1%	0.7%	0.8%	0.8%
% of FP17s Relating to Continuations	4	4,660	0.1%	0.9%	0.9%	0.9%
% of Patients satisfied with the dentistry they have received	1	1	N/A	92.9%	92.7%	92.5%
% of Patients satisfied with the time they had to wait for an appointment	1	1	N/A	87.3%	87.4%	87.0%

* This is based on patients treated on this contract for their most recent course of treatment. Figures in italics indicate the base number of FP17s or Patient Questionnaire responses are less than 100. N/A is shown where the base number of responses is less than 10 during the period. % is calculated as Quantity/Base number*100

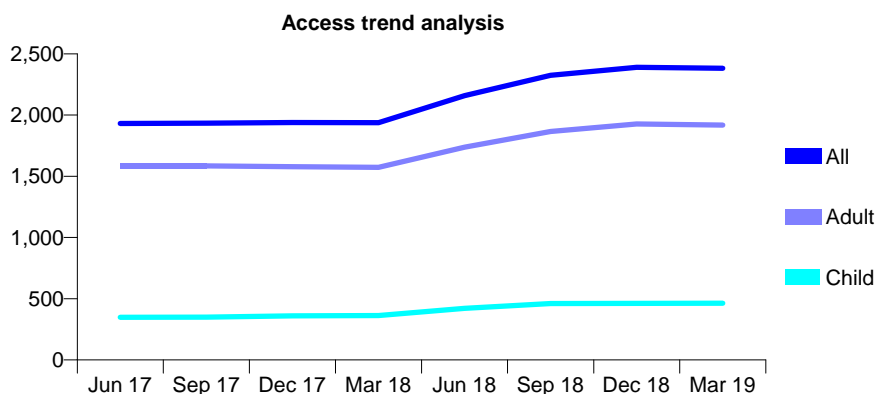
Q57 - Vital Signs At a Glance Contract Report for 656224/0001 - Year end March 2019

Name or company name	Heralds WY Dental Surgery
Contract type name	GDS Contract
Purpose of contract	General
Contract start date	01/04/2006
Contract end date	

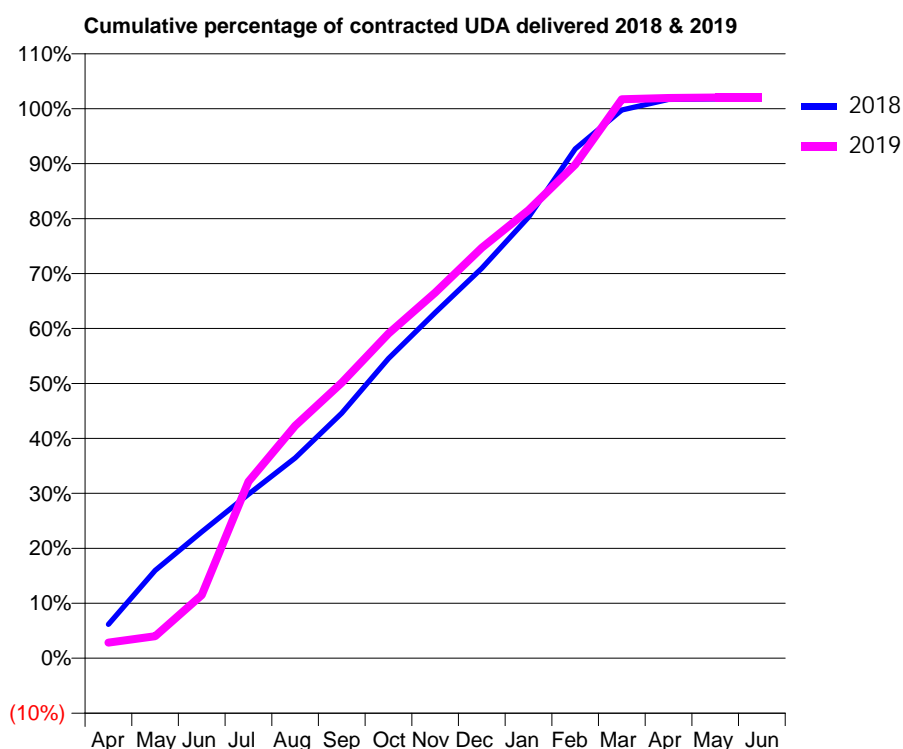
18/19 Contracted general activity (UDA)	5,871
Carry forward general activity (UDA)	-104
18/19 Contracted orthodontic activity (UOA)	0
Carry forward orthodontic activity (UOA)	0
Baseline contract value	£167,505.92

ACCESS*

Patients seen in 24 months	Total	Change since previous quarter
Quarter ending March 2018	1,937	
Quarter ending June 2018	2,159	↑
Quarter ending September 2018	2,325	↑
Quarter ending December 2018	2,390	↑
Quarter ending March 2019	2,382	→
Variance since March 2018	23.0%	↑



ACTIVITY



Adjusted Scheduled Activity (UDA)		
Month	2018	2019
April	362	167
May	939	235
June	1,349	674
July	1,751	1,887
August	2,141	2,484
September	2,619	2,944
October	3,201	3,468
November	3,692	3,906
December	4,167	4,385
January	4,711	4,786
February	5,442	5,273
March	5,856	5,971
April	5,971	5,985
May	5,975	5,990
June	5,975	5,990

QUALITY

	Quantity	Base Number	Contract	AT	Region	England
% of FP17s for the same patient ID Re-attending within 3 months - Children	35	653	5.4%	10.0%	11.5%	11.8%
% of FP17s for the same patient ID Re-attending within 3 months - Adults	314	2,711	11.6%	14.5%	15.2%	15.7%
% of FP17s for the same patient ID Re-attending between 3 & 9 months - Children	314	653	48.1%	56.7%	60.2%	58.9%
% of FP17s for the same patient ID Re-attending between 3 & 9 months - Adults	1,366	2,711	50.4%	50.0%	51.8%	50.8%
% of FP17s for Band 1 Urgent Courses	274	3,333	8.2%	8.7%	8.1%	9.1%
% of FP17s Relating to Free Repair or Replacements	12	3,333	0.4%	0.7%	0.8%	0.8%
% of FP17s Relating to Continuations	4	3,333	0.1%	0.9%	0.9%	0.9%
% of Patients satisfied with the dentistry they have received	0	0	N/A	92.9%	92.7%	92.5%
% of Patients satisfied with the time they had to wait for an appointment	0	0	N/A	87.3%	87.4%	87.0%

* This is based on patients treated on this contract for their most recent course of treatment.

Figures in italics indicate the base number of FP17s or Patient Questionnaire responses are less than 100. N/A is shown where the base number of responses is less than 10 during the period. % is calculated as Quantity/Base number*100

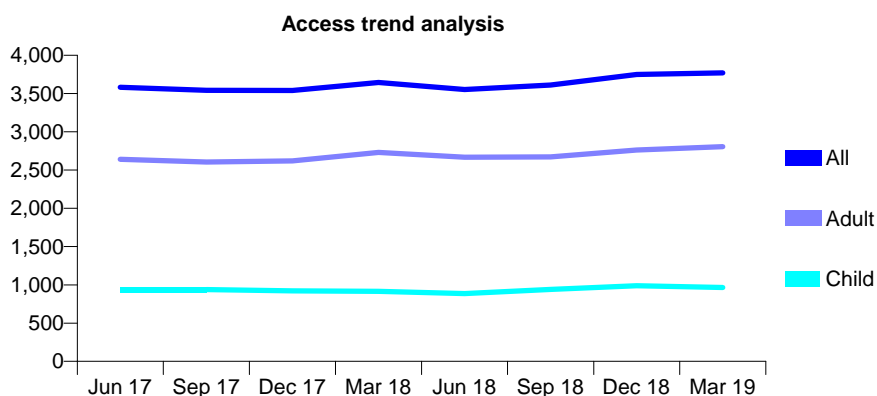
Q57 - Vital Signs At a Glance Contract Report for 678120/0001 - Year end March 2019

Name or company name	The Dental Care Group Partnership
Contract type name	GDS Contract
Purpose of contract	General
Contract start date	01/04/2006
Contract end date	

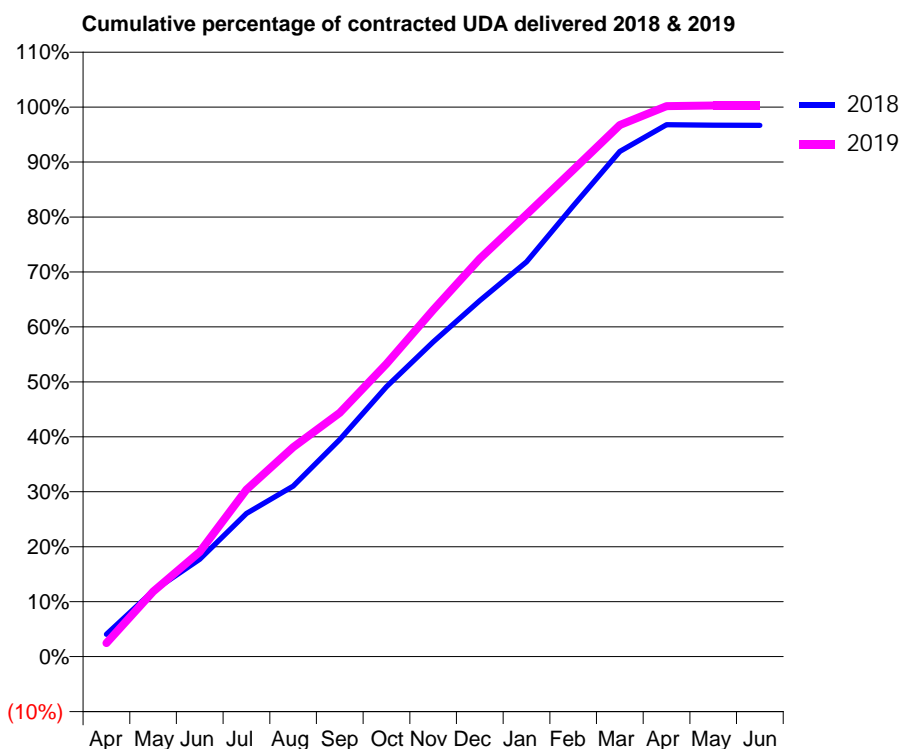
18/19 Contracted general activity (UDA)	13,838
Carry forward general activity (UDA)	461
18/19 Contracted orthodontic activity (UOA)	0
Carry forward orthodontic activity (UOA)	0
Baseline contract value	£418,635.05

ACCESS*

Patients seen in 24 months	Total	Change since previous quarter
Quarter ending March 2018	3,646	
Quarter ending June 2018	3,553	↓
Quarter ending September 2018	3,611	→
Quarter ending December 2018	3,749	↑
Quarter ending March 2019	3,771	→
Variance since March 2018	3.4%	↑



ACTIVITY



Month	Adjusted Scheduled Activity (UDA)	
	2018	2019
April	562	339
May	1,654	1,639
June	2,453	2,639
July	3,604	4,206
August	4,292	5,273
September	5,470	6,140
October	6,794	7,373
November	7,924	8,730
December	8,965	10,022
January	9,943	11,135
February	11,351	12,255
March	12,721	13,383
April	13,395	13,862
May	13,380	13,877
June	13,377	13,878

QUALITY

	Quantity	Base Number	Contract	AT	Region	England
% of FP17s for the same patient ID Re-attending within 3 months - Children	68	1,263	5.4%	10.0%	11.5%	11.8%
% of FP17s for the same patient ID Re-attending within 3 months - Adults	252	3,249	7.8%	14.5%	15.2%	15.7%
% of FP17s for the same patient ID Re-attending between 3 & 9 months - Children	606	1,263	48.0%	56.7%	60.2%	58.9%
% of FP17s for the same patient ID Re-attending between 3 & 9 months - Adults	1,328	3,249	40.9%	50.0%	51.8%	50.8%
% of FP17s for Band 1 Urgent Courses	214	4,457	4.8%	8.7%	8.1%	9.1%
% of FP17s Relating to Free Repair or Replacements	20	4,457	0.4%	0.7%	0.8%	0.8%
% of FP17s Relating to Continuations	4	4,457	0.1%	0.9%	0.9%	0.9%
% of Patients satisfied with the dentistry they have received	4	4	N/A	92.9%	92.7%	92.5%
% of Patients satisfied with the time they had to wait for an appointment	4	4	N/A	87.3%	87.4%	87.0%

* This is based on patients treated on this contract for their most recent course of treatment. Figures in italics indicate the base number of FP17s or Patient Questionnaire responses are less than 100. N/A is shown where the base number of responses is less than 10 during the period. % is calculated as Quantity/Base number*100

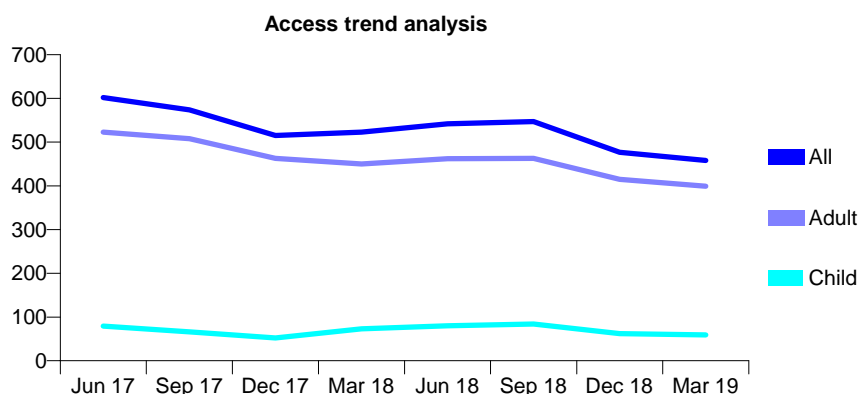
Q57 - Vital Signs At a Glance Contract Report for 678120/0003 - Year end March 2019

Name or company name	The Dental Care Group Partnership
Contract type name	GDS Contract
Purpose of contract	General
Contract start date	01/04/2015
Contract end date	

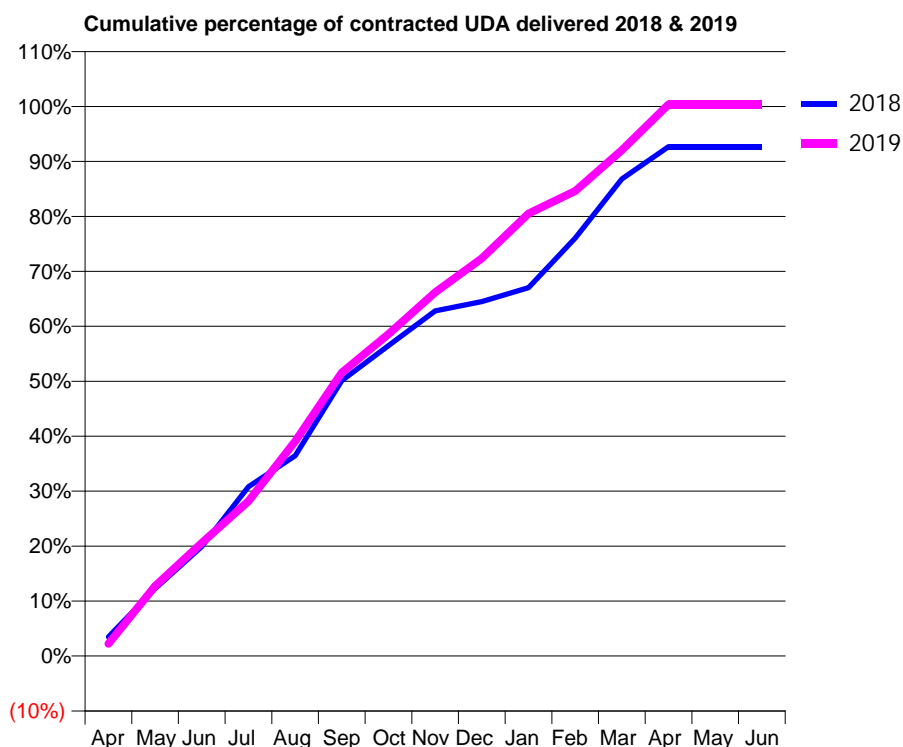
18/19 Contracted general activity (UDA)	1,287
Carry forward general activity (UDA)	0
18/19 Contracted orthodontic activity (UOA)	0
Carry forward orthodontic activity (UOA)	0
Baseline contract value	£38,935.08

ACCESS*

Patients seen in 24 months	Total	Change since previous quarter
Quarter ending March 2018	523	
Quarter ending June 2018	542	↑
Quarter ending September 2018	547	→
Quarter ending December 2018	477	↓
Quarter ending March 2019	458	↓
Variance since March 2018	(12.4%)	↓



ACTIVITY



Month	Adjusted Scheduled Activity (UDA)	
	2018	2019
April	45	29
May	158	164
June	256	265
July	396	363
August	469	503
September	645	664
October	727	754
November	808	852
December	830	931
January	862	1,036
February	979	1,089
March	1,117	1,185
April	1,193	1,292
May	1,193	1,292
June	1,193	1,292

QUALITY

	Quantity	Base Number	Contract	AT	Region	England
% of FP17s for the same patient ID Re-attending within 3 months - Children	7	132	5.3%	10.0%	11.5%	11.8%
% of FP17s for the same patient ID Re-attending within 3 months - Adults	37	650	5.7%	14.5%	15.2%	15.7%
% of FP17s for the same patient ID Re-attending between 3 & 9 months - Children	4	132	3.0%	56.7%	60.2%	58.9%
% of FP17s for the same patient ID Re-attending between 3 & 9 months - Adults	13	650	2.0%	50.0%	51.8%	50.8%
% of FP17s for Band 1 Urgent Courses	560	818	68.5%	8.7%	8.1%	9.1%
% of FP17s Relating to Free Repair or Replacements	9	818	1.1%	0.7%	0.8%	0.8%
% of FP17s Relating to Continuations	0	818	0.0%	0.9%	0.9%	0.9%
% of Patients satisfied with the dentistry they have received	1	1	N/A	92.9%	92.7%	92.5%
% of Patients satisfied with the time they had to wait for an appointment	1	1	N/A	87.3%	87.4%	87.0%

* This is based on patients treated on this contract for their most recent course of treatment. Figures in italics indicate the base number of FP17s or Patient Questionnaire responses are less than 100. N/A is shown where the base number of responses is less than 10 during the period. % is calculated as Quantity/Base number*100

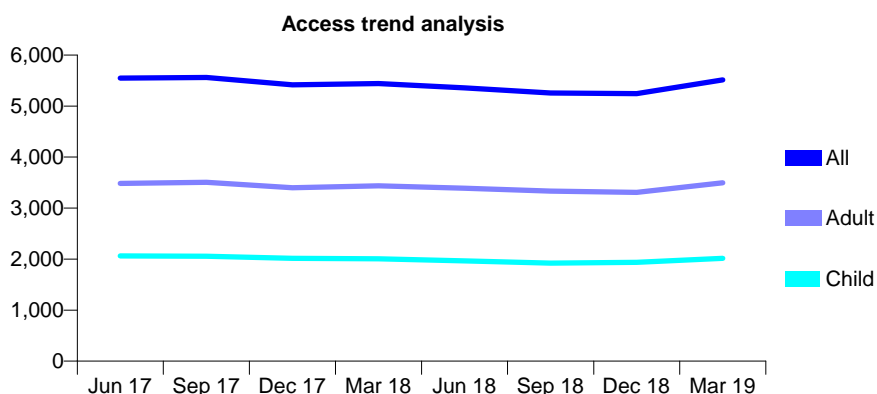
Q57 - Vital Signs At a Glance Contract Report for 678422/0001 - Year end March 2019

Name or company name	MR SK KEANE
Contract type name	GDS Contract
Purpose of contract	General
Contract start date	01/04/2006
Contract end date	

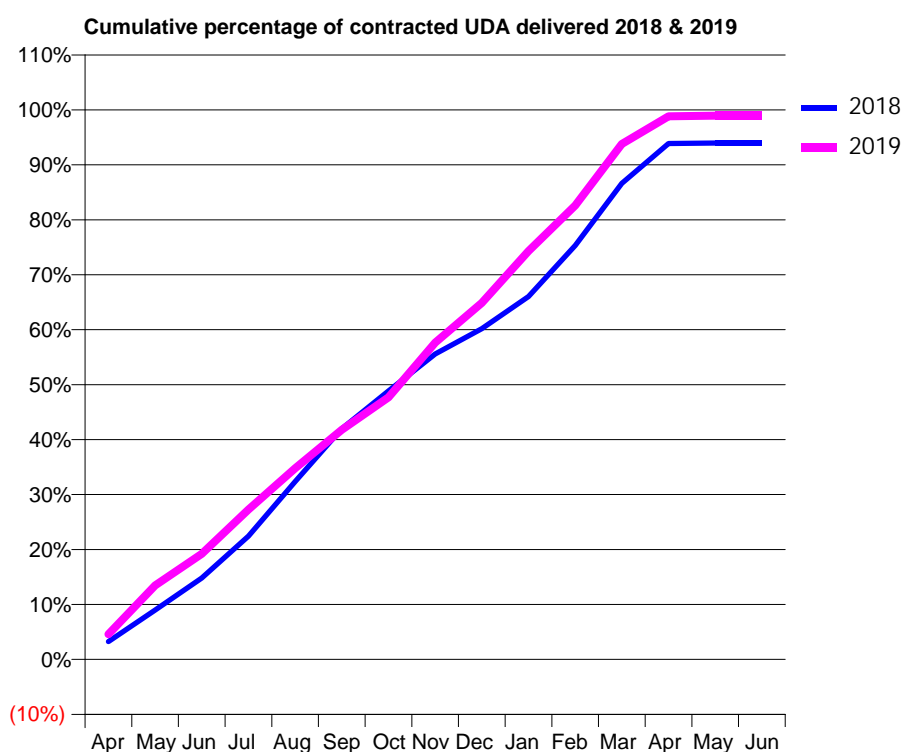
18/19 Contracted general activity (UDA)	14,000
Carry forward general activity (UDA)	0
18/19 Contracted orthodontic activity (UOA)	0
Carry forward orthodontic activity (UOA)	0
Baseline contract value	£485,382.72

ACCESS*

Patients seen in 24 months	Total	Change since previous quarter
Quarter ending March 2018	5,442	
Quarter ending June 2018	5,355	↓
Quarter ending September 2018	5,255	↓
Quarter ending December 2018	5,244	→
Quarter ending March 2019	5,512	↑
Variance since March 2018	1.3%	→



ACTIVITY



Month	Adjusted Scheduled Activity (UDA)	
	2018	2019
April	452	645
May	1,257	1,886
June	2,074	2,688
July	3,142	3,819
August	4,531	4,870
September	5,875	5,848
October	6,840	6,676
November	7,783	8,070
December	8,423	9,084
January	9,246	10,403
February	10,544	11,562
March	12,126	13,128
April	13,142	13,837
May	13,155	13,852
June	13,155	13,854

QUALITY

	Quantity	Base Number	Contract	AT	Region	England
% of FP17s for the same patient ID Re-attending within 3 months - Children	208	2,907	7.2%	10.0%	11.5%	11.8%
% of FP17s for the same patient ID Re-attending within 3 months - Adults	718	4,347	16.5%	14.5%	15.2%	15.7%
% of FP17s for the same patient ID Re-attending between 3 & 9 months - Children	1,567	2,907	53.9%	56.7%	60.2%	58.9%
% of FP17s for the same patient ID Re-attending between 3 & 9 months - Adults	2,076	4,347	47.8%	50.0%	51.8%	50.8%
% of FP17s for Band 1 Urgent Courses	582	7,199	8.1%	8.7%	8.1%	9.1%
% of FP17s Relating to Free Repair or Replacements	43	7,199	0.6%	0.7%	0.8%	0.8%
% of FP17s Relating to Continuations	14	7,199	0.2%	0.9%	0.9%	0.9%
% of Patients satisfied with the dentistry they have received	1	1	N/A	92.9%	92.7%	92.5%
% of Patients satisfied with the time they had to wait for an appointment	1	1	N/A	87.3%	87.4%	87.0%

* This is based on patients treated on this contract for their most recent course of treatment. Figures in italics indicate the base number of FP17s or Patient Questionnaire responses are less than 100. N/A is shown where the base number of responses is less than 10 during the period. % is calculated as Quantity/Base number*100

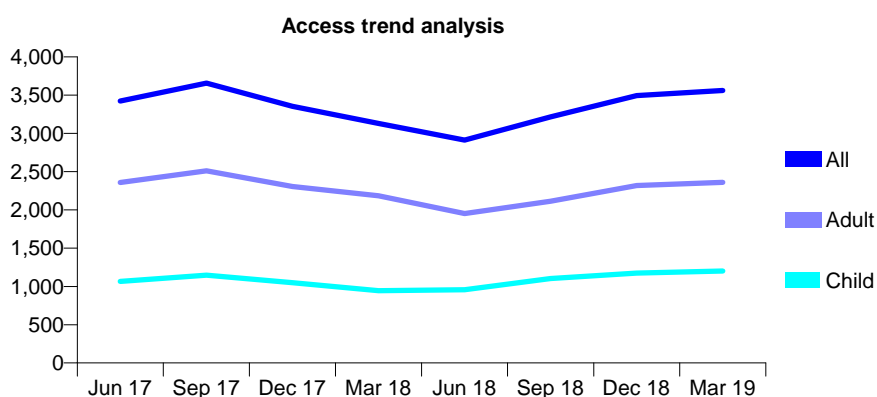
Q57 - Vital Signs At a Glance Contract Report for 679445/0001 - Year end March 2019

Name or company name	MR M KANGI
Contract type name	GDS Contract
Purpose of contract	General
Contract start date	01/04/2006
Contract end date	

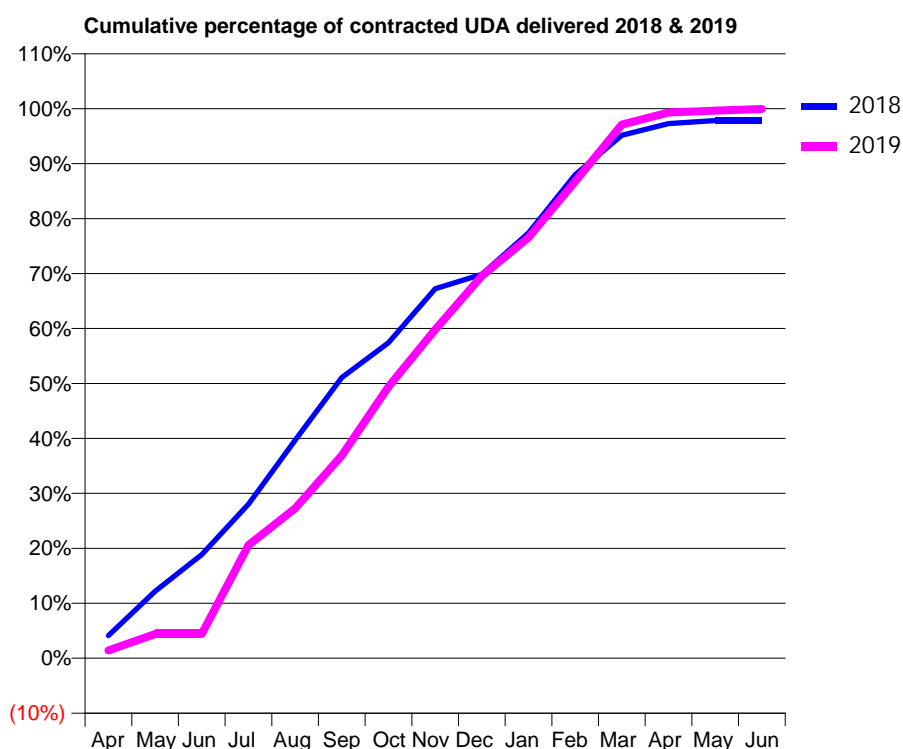
18/19 Contracted general activity (UDA)	7,354
Carry forward general activity (UDA)	159
18/19 Contracted orthodontic activity (UOA)	0
Carry forward orthodontic activity (UOA)	0
Baseline contract value	£228,280.57

ACCESS*

Patients seen in 24 months	Total	Change since previous quarter
Quarter ending March 2018	3,129	
Quarter ending June 2018	2,911	↓
Quarter ending September 2018	3,215	↑
Quarter ending December 2018	3,493	↑
Quarter ending March 2019	3,561	→
Variance since March 2018	13.8%	↑



ACTIVITY



Month	Adjusted Scheduled Activity (UDA)	
	2018	2019
April	303	105
May	896	325
June	1,388	325
July	2,062	1,512
August	2,919	2,007
September	3,756	2,714
October	4,221	3,635
November	4,944	4,398
December	5,137	5,116
January	5,693	5,629
February	6,472	6,380
March	6,998	7,141
April	7,154	7,301
May	7,195	7,327
June	7,195	7,349

QUALITY

	Quantity	Base Number	Contract	AT	Region	England
% of FP17s for the same patient ID Re-attending within 3 months - Children	75	1,693	4.4%	10.0%	11.5%	11.8%
% of FP17s for the same patient ID Re-attending within 3 months - Adults	260	2,799	9.3%	14.5%	15.2%	15.7%
% of FP17s for the same patient ID Re-attending between 3 & 9 months - Children	696	1,693	41.1%	56.7%	60.2%	58.9%
% of FP17s for the same patient ID Re-attending between 3 & 9 months - Adults	730	2,799	26.1%	50.0%	51.8%	50.8%
% of FP17s for Band 1 Urgent Courses	525	4,531	11.6%	8.7%	8.1%	9.1%
% of FP17s Relating to Free Repair or Replacements	4	4,531	0.1%	0.7%	0.8%	0.8%
% of FP17s Relating to Continuations	25	4,531	0.6%	0.9%	0.9%	0.9%
% of Patients satisfied with the dentistry they have received	3	4	N/A	92.9%	92.7%	92.5%
% of Patients satisfied with the time they had to wait for an appointment	1	4	N/A	87.3%	87.4%	87.0%

* This is based on patients treated on this contract for their most recent course of treatment.

Figures in italics indicate the base number of FP17s or Patient Questionnaire responses are less than 100. N/A is shown where the base number of responses is less than 10 during the period. % is calculated as Quantity/Base number*100

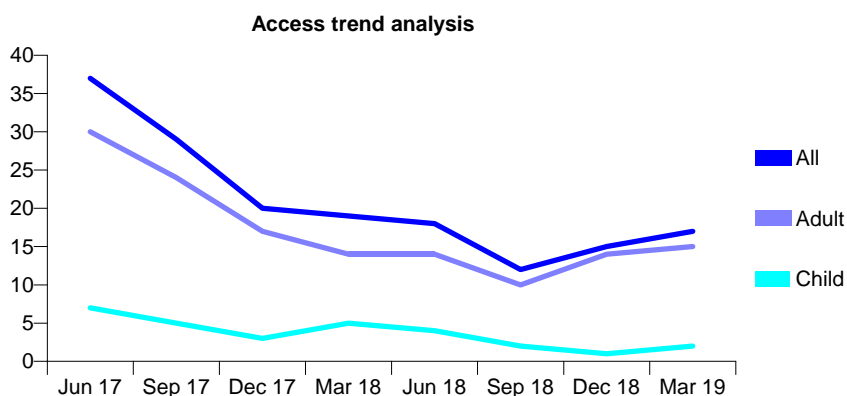
Q57 - Vital Signs At a Glance Contract Report for 679445/0007 - Year end March 2019

Name or company name	MR M KANGI
Contract type name	GDS Contract
Purpose of contract	General
Contract start date	01/04/2015
Contract end date	

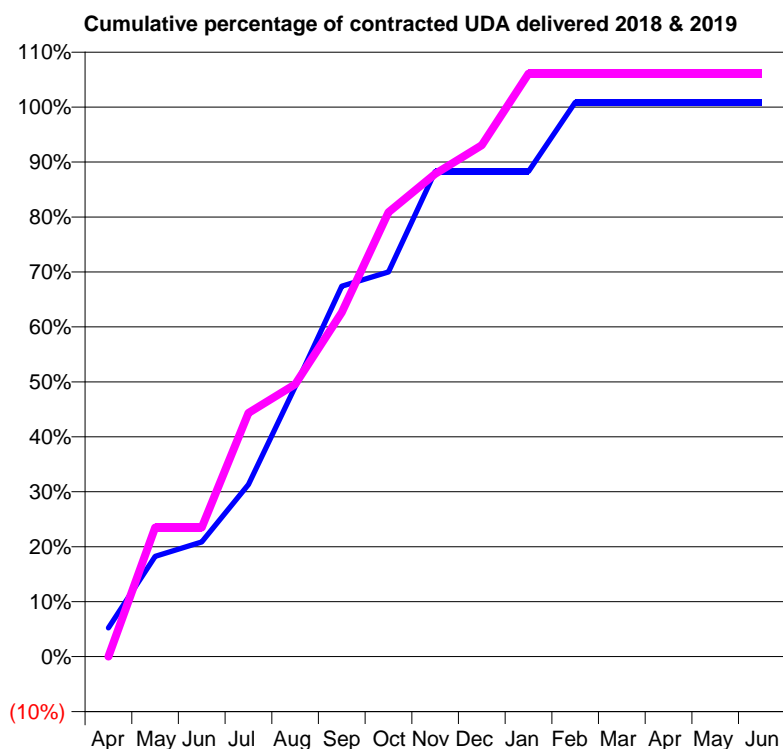
18/19 Contracted general activity (UDA)	46
Carry forward general activity (UDA)	0
18/19 Contracted orthodontic activity (UOA)	0
Carry forward orthodontic activity (UOA)	0
Baseline contract value	£1,434.63

ACCESS*

Patients seen in 24 months	Total	Change since previous quarter
Quarter ending March 2018	19	
Quarter ending June 2018	18	↓
Quarter ending September 2018	12	↓
Quarter ending December 2018	15	↑
Quarter ending March 2019	17	↑
Variance since March 2018	(10.5%)	↓



ACTIVITY



Month	Adjusted Scheduled Activity (UDA)	
	2018	2019
April	2	0
May	8	11
June	10	11
July	14	20
August	23	23
September	31	29
October	32	37
November	41	40
December	41	43
January	41	49
February	46	49
March	46	49
April	46	49
May	46	49
June	46	49

QUALITY

	Quantity	Base Number	Contract	AT	Region	England
% of FP17s for the same patient ID Re-attending within 3 months - Children	0	5	0.0%	10.0%	11.5%	11.8%
% of FP17s for the same patient ID Re-attending within 3 months - Adults	0	36	0.0%	14.5%	15.2%	15.7%
% of FP17s for the same patient ID Re-attending between 3 & 9 months - Children	0	5	0.0%	56.7%	60.2%	58.9%
% of FP17s for the same patient ID Re-attending between 3 & 9 months - Adults	0	36	0.0%	50.0%	51.8%	50.8%
% of FP17s for Band 1 Urgent Courses	39	41	95.1%	8.7%	8.1%	9.1%
% of FP17s Relating to Free Repair or Replacements	0	41	0.0%	0.7%	0.8%	0.8%
% of FP17s Relating to Continuations	0	41	0.0%	0.9%	0.9%	0.9%
% of Patients satisfied with the dentistry they have received	0	0	N/A	92.9%	92.7%	92.5%
% of Patients satisfied with the time they had to wait for an appointment	0	0	N/A	87.3%	87.4%	87.0%

* This is based on patients treated on this contract for their most recent course of treatment. Figures in italics indicate the base number of FP17s or Patient Questionnaire responses are less than 100. N/A is shown where the base number of responses is less than 10 during the period. % is calculated as Quantity/Base number*100

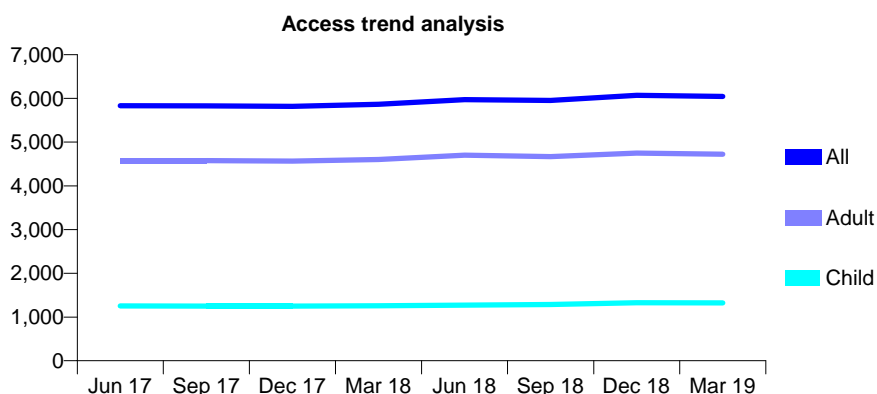
Q57 - Vital Signs At a Glance Contract Report for 684007/0001 - Year end March 2019

Name or company name	MR EL SCHNEL
Contract type name	GDS Contract
Purpose of contract	General
Contract start date	01/04/2006
Contract end date	

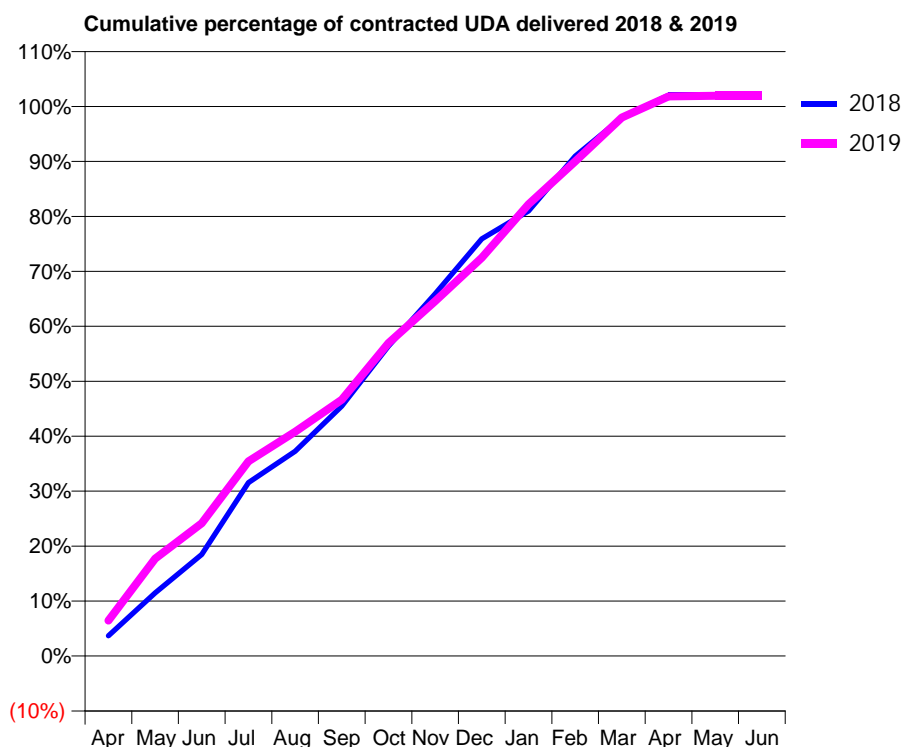
18/19 Contracted general activity (UDA)	16,250
Carry forward general activity (UDA)	-325
18/19 Contracted orthodontic activity (UOA)	0
Carry forward orthodontic activity (UOA)	0
Baseline contract value	£523,762.13

ACCESS*

Patients seen in 24 months	Total	Change since previous quarter
Quarter ending March 2018	5,864	
Quarter ending June 2018	5,972	→
Quarter ending September 2018	5,953	→
Quarter ending December 2018	6,071	→
Quarter ending March 2019	6,043	→
Variance since March 2018	3.1%	↑



ACTIVITY



Month	Adjusted Scheduled Activity (UDA)	
	2018	2019
April	603	1,050
May	1,867	2,883
June	3,004	3,928
July	5,126	5,756
August	6,054	6,631
September	7,388	7,576
October	9,166	9,251
November	10,711	10,495
December	12,338	11,777
January	13,156	13,359
February	14,782	14,623
March	15,916	15,921
April	16,581	16,550
May	16,581	16,563
June	16,581	16,566

QUALITY

	Quantity	Base Number	Contract	AT	Region	England
% of FP17s for the same patient ID Re-attending within 3 months - Children	95	1,926	4.9%	10.0%	11.5%	11.8%
% of FP17s for the same patient ID Re-attending within 3 months - Adults	896	6,180	14.5%	14.5%	15.2%	15.7%
% of FP17s for the same patient ID Re-attending between 3 & 9 months - Children	1,100	1,926	57.1%	56.7%	60.2%	58.9%
% of FP17s for the same patient ID Re-attending between 3 & 9 months - Adults	3,047	6,180	49.3%	50.0%	51.8%	50.8%
% of FP17s for Band 1 Urgent Courses	558	8,116	6.9%	8.7%	8.1%	9.1%
% of FP17s Relating to Free Repair or Replacements	55	8,116	0.7%	0.7%	0.8%	0.8%
% of FP17s Relating to Continuations	83	8,116	1.0%	0.9%	0.9%	0.9%
% of Patients satisfied with the dentistry they have received	2	2	N/A	92.9%	92.7%	92.5%
% of Patients satisfied with the time they had to wait for an appointment	2	2	N/A	87.3%	87.4%	87.0%

* This is based on patients treated on this contract for their most recent course of treatment. Figures in italics indicate the base number of FP17s or Patient Questionnaire responses are less than 100. N/A is shown where the base number of responses is less than 10 during the period. % is calculated as Quantity/Base number*100

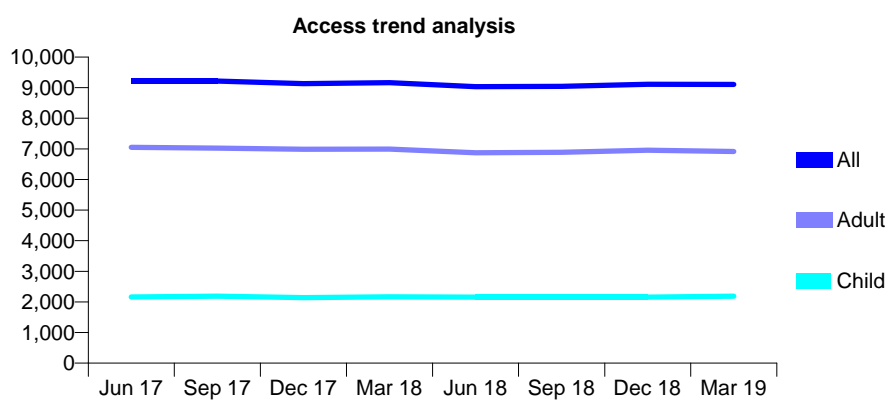
Q57 - Vital Signs At a Glance Contract Report for 685364/0002 - Year end March 2019

Name or company name	MRS G SENNIK
Contract type name	GDS Contract
Purpose of contract	General
Contract start date	01/04/2006
Contract end date	

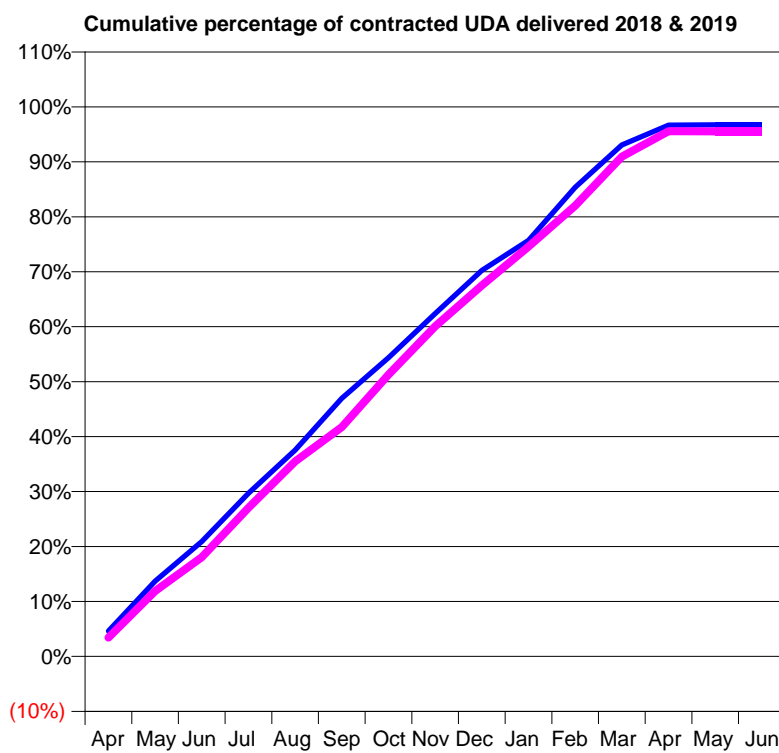
18/19 Contracted general activity (UDA)	28,017
Carry forward general activity (UDA)	0
18/19 Contracted orthodontic activity (UOA)	0
Carry forward orthodontic activity (UOA)	0
Baseline contract value	£862,645.92

ACCESS*

Patients seen in 24 months	Total	Change since previous quarter
Quarter ending March 2018	9,161	
Quarter ending June 2018	9,029	↓
Quarter ending September 2018	9,045	→
Quarter ending December 2018	9,114	→
Quarter ending March 2019	9,104	→
Variance since March 2018	(0.6%)	→



ACTIVITY



Month	2018	2019
April	1,297	960
May	3,835	3,335
June	5,856	5,057
July	8,317	7,576
August	10,524	9,941
September	13,157	11,691
October	15,229	14,362
November	17,483	16,828
December	19,681	18,908
January	21,208	20,891
February	23,918	22,986
March	26,069	25,480
April	27,086	26,773
May	27,103	26,767
June	27,102	26,761

QUALITY

	Quantity	Base Number	Contract	AT	Region	England
% of FP17s for the same patient ID Re-attending within 3 months - Children	169	2,954	5.7%	10.0%	11.5%	11.8%
% of FP17s for the same patient ID Re-attending within 3 months - Adults	1,077	8,678	12.4%	14.5%	15.2%	15.7%
% of FP17s for the same patient ID Re-attending between 3 & 9 months - Children	1,635	2,954	55.3%	56.7%	60.2%	58.9%
% of FP17s for the same patient ID Re-attending between 3 & 9 months - Adults	4,377	8,678	50.4%	50.0%	51.8%	50.8%
% of FP17s for Band 1 Urgent Courses	1,076	11,765	9.1%	8.7%	8.1%	9.1%
% of FP17s Relating to Free Repair or Replacements	74	11,765	0.6%	0.7%	0.8%	0.8%
% of FP17s Relating to Continuations	55	11,765	0.5%	0.9%	0.9%	0.9%
% of Patients satisfied with the dentistry they have received	8	9	N/A	92.9%	92.7%	92.5%
% of Patients satisfied with the time they had to wait for an appointment	9	9	N/A	87.3%	87.4%	87.0%

* This is based on patients treated on this contract for their most recent course of treatment. Figures in italics indicate the base number of FP17s or Patient Questionnaire responses are less than 100. N/A is shown where the base number of responses is less than 10 during the period. % is calculated as Quantity/Base number*100

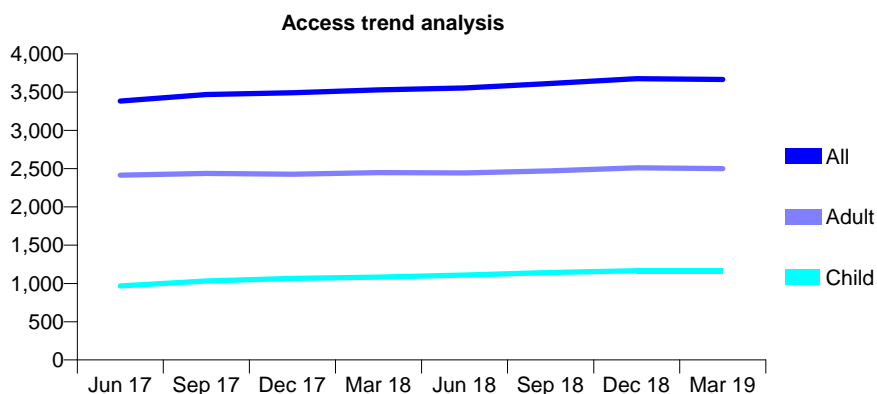
Q57 - Vital Signs At a Glance Contract Report for 686212/0001 - Year end March 2019

Name or company name	MISS IO AMRORE
Contract type name	GDS Contract
Purpose of contract	General
Contract start date	01/04/2006
Contract end date	

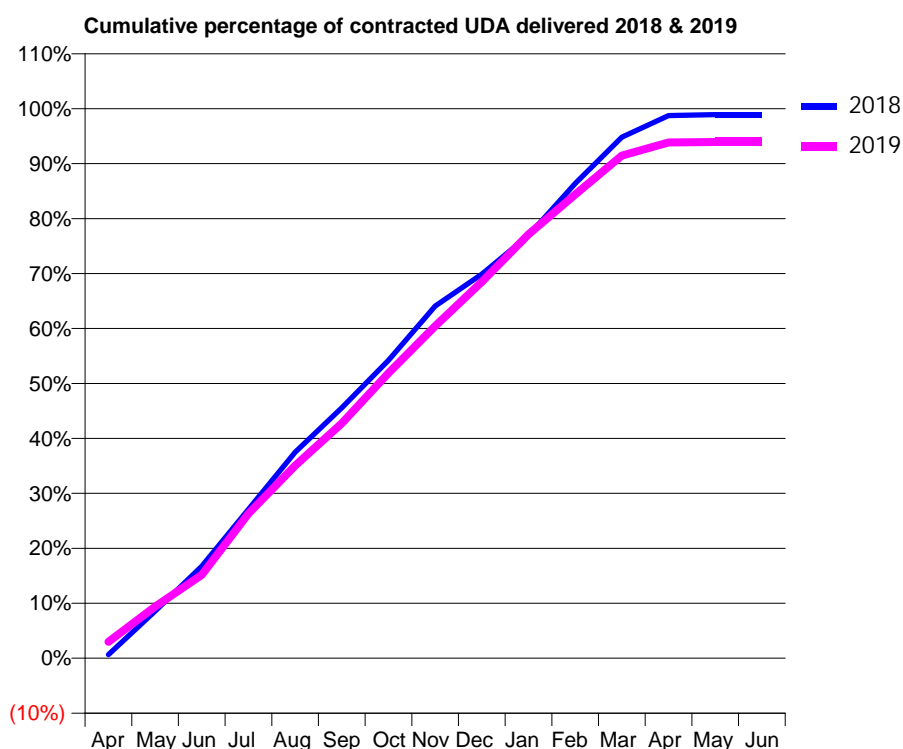
18/19 Contracted general activity (UDA)	8,814
Carry forward general activity (UDA)	95
18/19 Contracted orthodontic activity (UOA)	0
Carry forward orthodontic activity (UOA)	0
Baseline contract value	£225,480.01

ACCESS*

Patients seen in 24 months	Total	Change since previous quarter
Quarter ending March 2018	3,529	
Quarter ending June 2018	3,554	→
Quarter ending September 2018	3,614	→
Quarter ending December 2018	3,677	→
Quarter ending March 2019	3,665	→
Variance since March 2018	3.9%	↑



ACTIVITY



Month	2018	2019
April	59	264
May	757	828
June	1,474	1,337
July	2,389	2,320
August	3,306	3,090
September	4,016	3,769
October	4,780	4,574
November	5,649	5,327
December	6,159	6,035
January	6,779	6,798
February	7,613	7,439
March	8,355	8,060
April	8,702	8,272
May	8,719	8,279
June	8,719	8,279

QUALITY

	Quantity	Base Number	Contract	AT	Region	England
% of FP17s for the same patient ID Re-attending within 3 months - Children	95	1,247	7.6%	10.0%	11.5%	11.8%
% of FP17s for the same patient ID Re-attending within 3 months - Adults	458	2,793	16.4%	14.5%	15.2%	15.7%
% of FP17s for the same patient ID Re-attending between 3 & 9 months - Children	438	1,247	35.1%	56.7%	60.2%	58.9%
% of FP17s for the same patient ID Re-attending between 3 & 9 months - Adults	1,010	2,793	36.2%	50.0%	51.8%	50.8%
% of FP17s for Band 1 Urgent Courses	549	3,988	13.8%	8.7%	8.1%	9.1%
% of FP17s Relating to Free Repair or Replacements	23	3,988	0.6%	0.7%	0.8%	0.8%
% of FP17s Relating to Continuations	30	3,988	0.8%	0.9%	0.9%	0.9%
% of Patients satisfied with the dentistry they have received	0	0	N/A	92.9%	92.7%	92.5%
% of Patients satisfied with the time they had to wait for an appointment	0	0	N/A	87.3%	87.4%	87.0%

* This is based on patients treated on this contract for their most recent course of treatment. Figures in italics indicate the base number of FP17s or Patient Questionnaire responses are less than 100. N/A is shown where the base number of responses is less than 10 during the period. % is calculated as Quantity/Base number*100

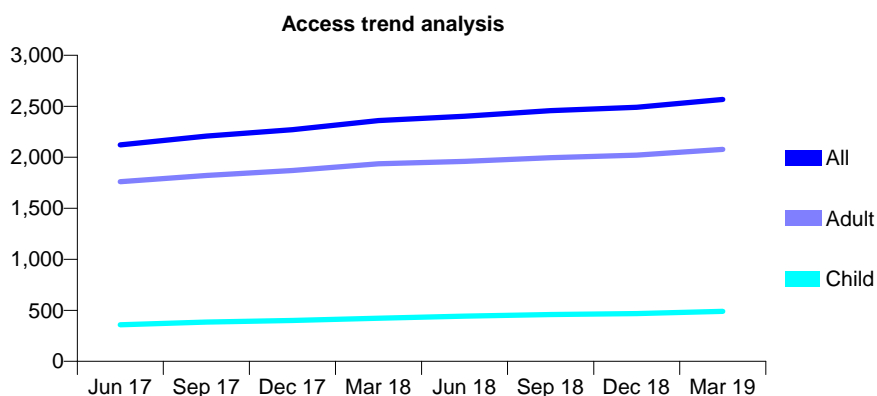
Q57 - Vital Signs At a Glance Contract Report for 691968/0001 - Year end March 2019

Name or company name	The Hollies Dental Practice
Contract type name	GDS Contract
Purpose of contract	General
Contract start date	01/05/2012
Contract end date	

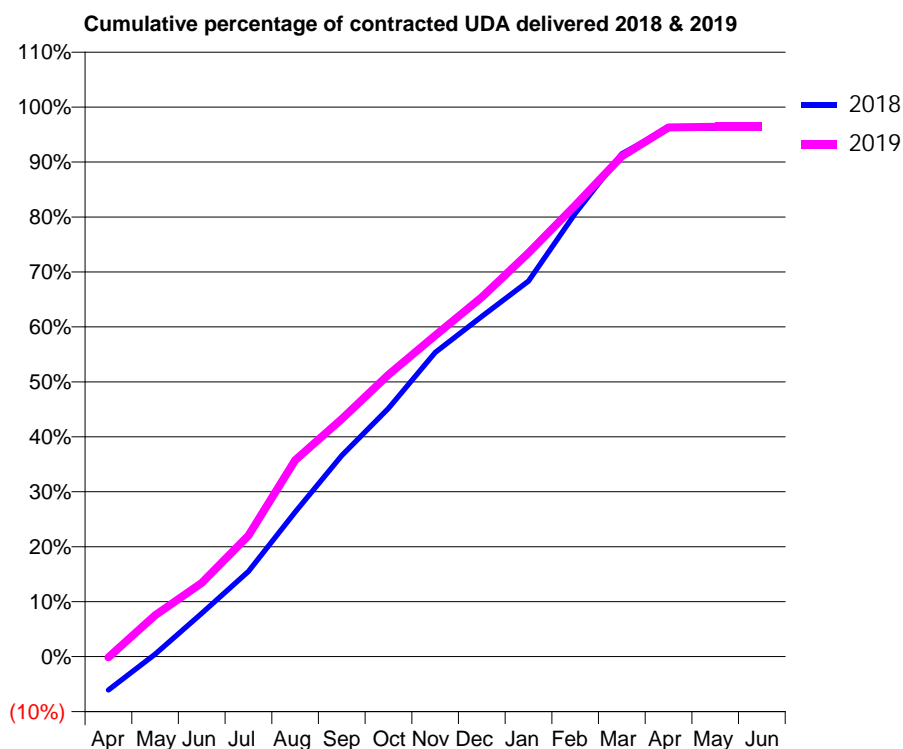
18/19 Contracted general activity (UDA)	8,676
Carry forward general activity (UDA)	329
18/19 Contracted orthodontic activity (UOA)	0
Carry forward orthodontic activity (UOA)	0
Baseline contract value	£204,505.90

ACCESS*

Patients seen in 24 months	Total	Change since previous quarter
Quarter ending March 2018	2,360	
Quarter ending June 2018	2,402	→
Quarter ending September 2018	2,457	↑
Quarter ending December 2018	2,489	→
Quarter ending March 2019	2,567	↑
Variance since March 2018	8.8%	↑



ACTIVITY



Month	Adjusted Scheduled Activity (UDA)	
	2018	2019
April	-529	-13
May	39	654
June	684	1,162
July	1,347	1,911
August	2,283	3,103
September	3,174	3,751
October	3,921	4,450
November	4,801	5,069
December	5,370	5,673
January	5,929	6,374
February	6,997	7,123
March	7,936	7,901
April	8,348	8,355
May	8,348	8,365
June	8,347	8,365

QUALITY

	Quantity	Base Number	Contract	AT	Region	England
% of FP17s for the same patient ID Re-attending within 3 months - Children	61	716	8.5%	10.0%	11.5%	11.8%
% of FP17s for the same patient ID Re-attending within 3 months - Adults	521	3,037	17.2%	14.5%	15.2%	15.7%
% of FP17s for the same patient ID Re-attending between 3 & 9 months - Children	435	716	60.8%	56.7%	60.2%	58.9%
% of FP17s for the same patient ID Re-attending between 3 & 9 months - Adults	1,721	3,037	56.7%	50.0%	51.8%	50.8%
% of FP17s for Band 1 Urgent Courses	338	3,772	9.0%	8.7%	8.1%	9.1%
% of FP17s Relating to Free Repair or Replacements	40	3,772	1.1%	0.7%	0.8%	0.8%
% of FP17s Relating to Continuations	26	3,772	0.7%	0.9%	0.9%	0.9%
% of Patients satisfied with the dentistry they have received	1	1	N/A	92.9%	92.7%	92.5%
% of Patients satisfied with the time they had to wait for an appointment	1	1	N/A	87.3%	87.4%	87.0%

* This is based on patients treated on this contract for their most recent course of treatment. Figures in italics indicate the base number of FP17s or Patient Questionnaire responses are less than 100. N/A is shown where the base number of responses is less than 10 during the period. % is calculated as Quantity/Base number*100

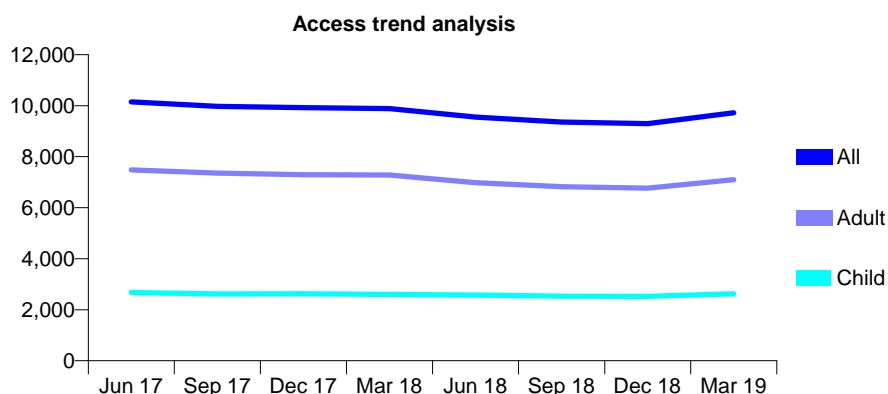
Q57 - Vital Signs At a Glance Contract Report for 694444/0001 - Year end March 2019

Name or company name	MR AA MOHSENI
Contract type name	GDS Contract
Purpose of contract	General
Contract start date	01/11/2007
Contract end date	

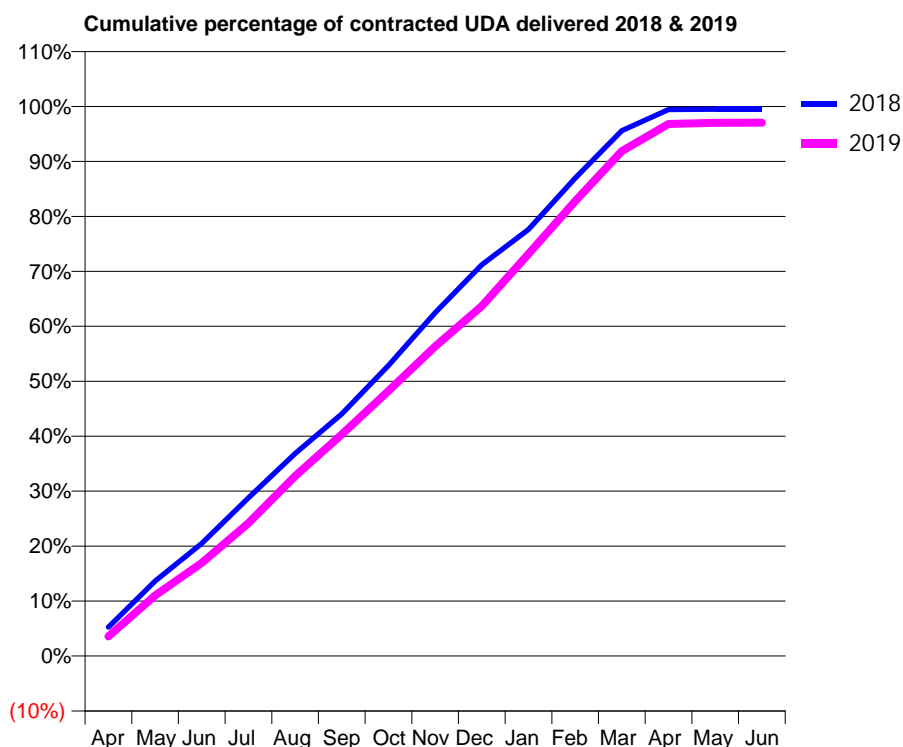
18/19 Contracted general activity (UDA)	29,350
Carry forward general activity (UDA)	143
18/19 Contracted orthodontic activity (UOA)	0
Carry forward orthodontic activity (UOA)	0
Baseline contract value	£713,424.11

ACCESS*

Patients seen in 24 months	Total	Change since previous quarter
Quarter ending March 2018	9,885	
Quarter ending June 2018	9,556	↓
Quarter ending September 2018	9,357	↓
Quarter ending December 2018	9,295	→
Quarter ending March 2019	9,725	↑
Variance since March 2018	(1.6%)	↓



ACTIVITY



Month	Adjusted Scheduled Activity (UDA)	
	2018	2019
April	1,541	1,052
May	4,007	3,237
June	6,018	4,966
July	8,451	7,095
August	10,813	9,615
September	12,929	11,831
October	15,517	14,163
November	18,333	16,538
December	20,894	18,692
January	22,779	21,481
February	25,520	24,301
March	28,055	26,965
April	29,181	28,413
May	29,203	28,476
June	29,207	28,485

QUALITY

	Quantity	Base Number	Contract	AT	Region	England
% of FP17s for the same patient ID Re-attending within 3 months - Children	245	3,846	6.4%	10.0%	11.5%	11.8%
% of FP17s for the same patient ID Re-attending within 3 months - Adults	1,468	9,934	14.8%	14.5%	15.2%	15.7%
% of FP17s for the same patient ID Re-attending between 3 & 9 months - Children	2,340	3,846	60.8%	56.7%	60.2%	58.9%
% of FP17s for the same patient ID Re-attending between 3 & 9 months - Adults	5,050	9,934	50.8%	50.0%	51.8%	50.8%
% of FP17s for Band 1 Urgent Courses	1,190	13,850	8.6%	8.7%	8.1%	9.1%
% of FP17s Relating to Free Repair or Replacements	138	13,850	1.0%	0.7%	0.8%	0.8%
% of FP17s Relating to Continuations	277	13,850	2.0%	0.9%	0.9%	0.9%
% of Patients satisfied with the dentistry they have received	3	3	N/A	92.9%	92.7%	92.5%
% of Patients satisfied with the time they had to wait for an appointment	2	3	N/A	87.3%	87.4%	87.0%

* This is based on patients treated on this contract for their most recent course of treatment. Figures in italics indicate the base number of FP17s or Patient Questionnaire responses are less than 100. N/A is shown where the base number of responses is less than 10 during the period. % is calculated as Quantity/Base number*100

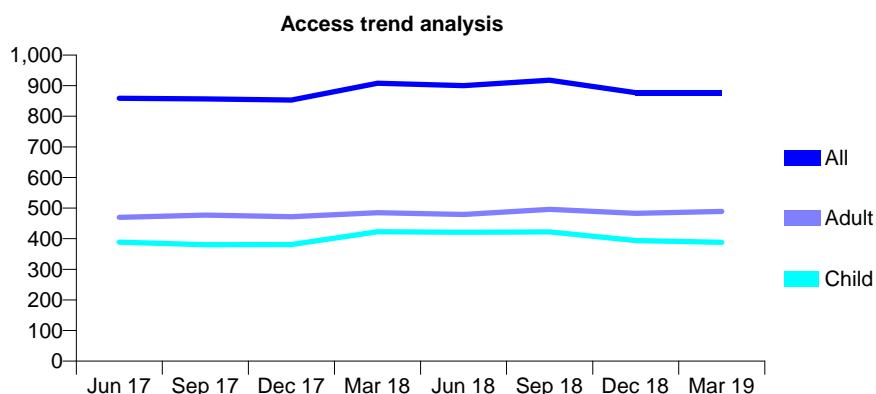
Q57 - Vital Signs At a Glance Contract Report for 731358/0002 - Year end March 2019

Name or company name	Aveley Dental Surgery
Contract type name	GDS Contract
Purpose of contract	General
Contract start date	01/04/2009
Contract end date	

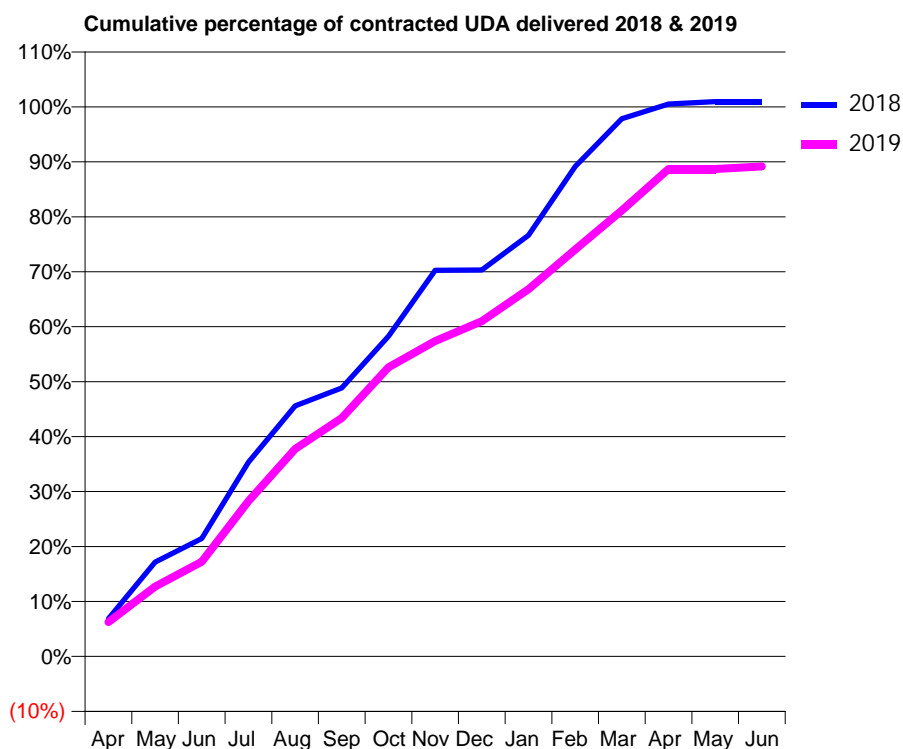
18/19 Contracted general activity (UDA)	1,800
Carry forward general activity (UDA)	-17
18/19 Contracted orthodontic activity (UOA)	0
Carry forward orthodontic activity (UOA)	0
Baseline contract value	£44,669.06

ACCESS*

Patients seen in 24 months	Total	Change since previous quarter
Quarter ending March 2018	908	
Quarter ending June 2018	900	→
Quarter ending September 2018	918	↑
Quarter ending December 2018	877	↓
Quarter ending March 2019	877	→
Variance since March 2018	(3.4%)	↓



ACTIVITY



Month	Adjusted Scheduled Activity (UDA)	
	2018	2019
April	123	113
May	309	229
June	386	310
July	636	509
August	821	680
September	880	781
October	1,049	947
November	1,265	1,033
December	1,266	1,098
January	1,380	1,203
February	1,605	1,333
March	1,761	1,461
April	1,809	1,596
May	1,817	1,596
June	1,817	1,605

QUALITY

	Quantity	Base Number	Contract	AT	Region	England
% of FP17s for the same patient ID Re-attending within 3 months - Children	14	345	4.1%	10.0%	11.5%	11.8%
% of FP17s for the same patient ID Re-attending within 3 months - Adults	42	391	10.7%	14.5%	15.2%	15.7%
% of FP17s for the same patient ID Re-attending between 3 & 9 months - Children	130	345	37.7%	56.7%	60.2%	58.9%
% of FP17s for the same patient ID Re-attending between 3 & 9 months - Adults	98	391	25.1%	50.0%	51.8%	50.8%
% of FP17s for Band 1 Urgent Courses	24	754	3.2%	8.7%	8.1%	9.1%
% of FP17s Relating to Free Repair or Replacements	0	754	0.0%	0.7%	0.8%	0.8%
% of FP17s Relating to Continuations	7	754	0.9%	0.9%	0.9%	0.9%
% of Patients satisfied with the dentistry they have received	0	0	N/A	92.9%	92.7%	92.5%
% of Patients satisfied with the time they had to wait for an appointment	0	0	N/A	87.3%	87.4%	87.0%

* This is based on patients treated on this contract for their most recent course of treatment. Figures in italics indicate the base number of FP17s or Patient Questionnaire responses are less than 100. N/A is shown where the base number of responses is less than 10 during the period. % is calculated as Quantity/Base number*100

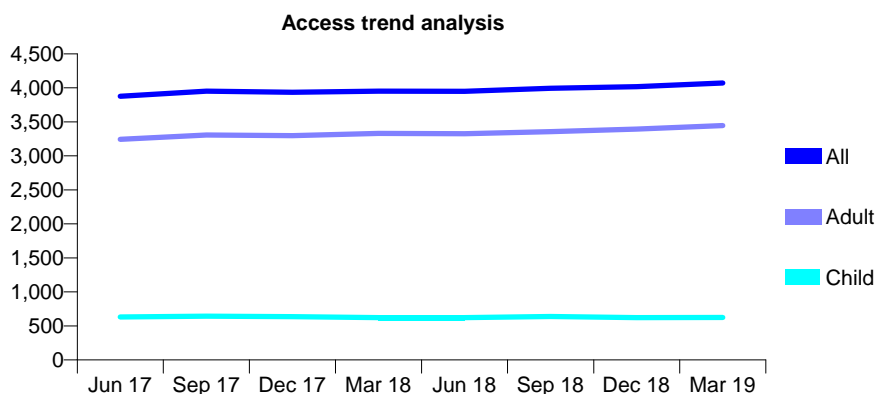
Q57 - Vital Signs At a Glance Contract Report for 732265/0001 - Year end March 2019

Name or company name	MR ND RANKIN
Contract type name	GDS Contract
Purpose of contract	General
Contract start date	01/04/2006
Contract end date	

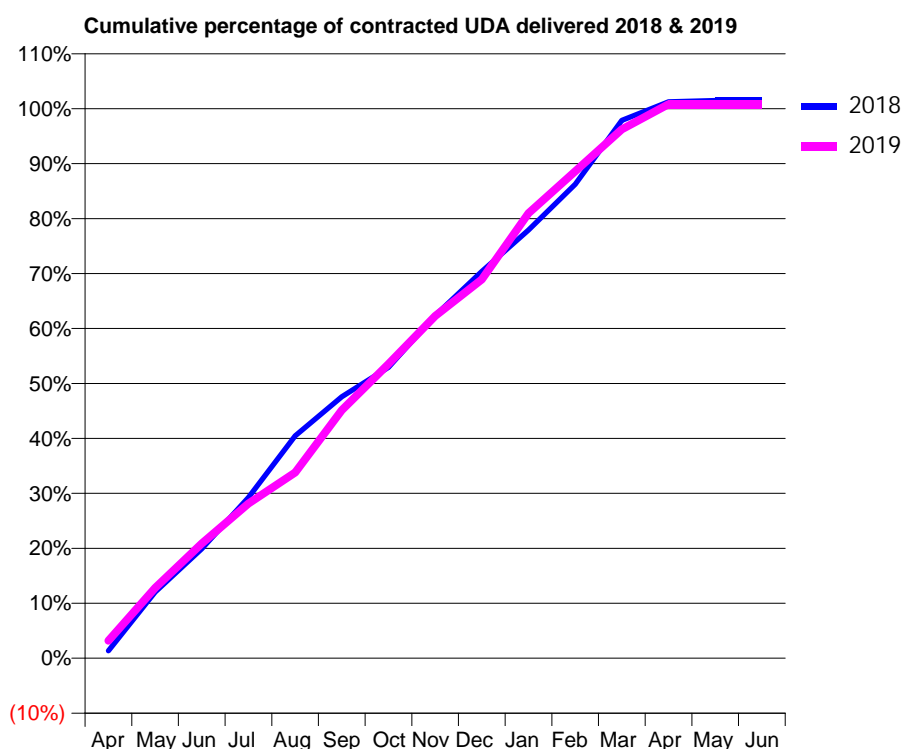
18/19 Contracted general activity (UDA)	9,401
Carry forward general activity (UDA)	-138
18/19 Contracted orthodontic activity (UOA)	0
Carry forward orthodontic activity (UOA)	0
Baseline contract value	£204,621.87

ACCESS*

Patients seen in 24 months	Total	Change since previous quarter
Quarter ending March 2018	3,952	
Quarter ending June 2018	3,950	→
Quarter ending September 2018	3,993	→
Quarter ending December 2018	4,017	→
Quarter ending March 2019	4,071	→
Variance since March 2018	3.0%	↑



ACTIVITY



Month	Adjusted Scheduled Activity (UDA)	
	2018	2019
April	128	300
May	1,134	1,203
June	1,872	1,961
July	2,749	2,644
August	3,804	3,177
September	4,472	4,242
October	4,976	5,034
November	5,861	5,854
December	6,618	6,478
January	7,324	7,613
February	8,106	8,330
March	9,199	9,047
April	9,518	9,475
May	9,539	9,476
June	9,539	9,476

QUALITY

	Quantity	Base Number	Contract	AT	Region	England
% of FP17s for the same patient ID Re-attending within 3 months - Children	54	737	7.3%	10.0%	11.5%	11.8%
% of FP17s for the same patient ID Re-attending within 3 months - Adults	560	4,001	14.0%	14.5%	15.2%	15.7%
% of FP17s for the same patient ID Re-attending between 3 & 9 months - Children	337	737	45.7%	56.7%	60.2%	58.9%
% of FP17s for the same patient ID Re-attending between 3 & 9 months - Adults	1,602	4,001	40.0%	50.0%	51.8%	50.8%
% of FP17s for Band 1 Urgent Courses	274	4,826	5.7%	8.7%	8.1%	9.1%
% of FP17s Relating to Free Repair or Replacements	37	4,826	0.8%	0.7%	0.8%	0.8%
% of FP17s Relating to Continuations	48	4,826	1.0%	0.9%	0.9%	0.9%
% of Patients satisfied with the dentistry they have received	2	2	N/A	92.9%	92.7%	92.5%
% of Patients satisfied with the time they had to wait for an appointment	2	2	N/A	87.3%	87.4%	87.0%

* This is based on patients treated on this contract for their most recent course of treatment. Figures in italics indicate the base number of FP17s or Patient Questionnaire responses are less than 100. N/A is shown where the base number of responses is less than 10 during the period. % is calculated as Quantity/Base number*100

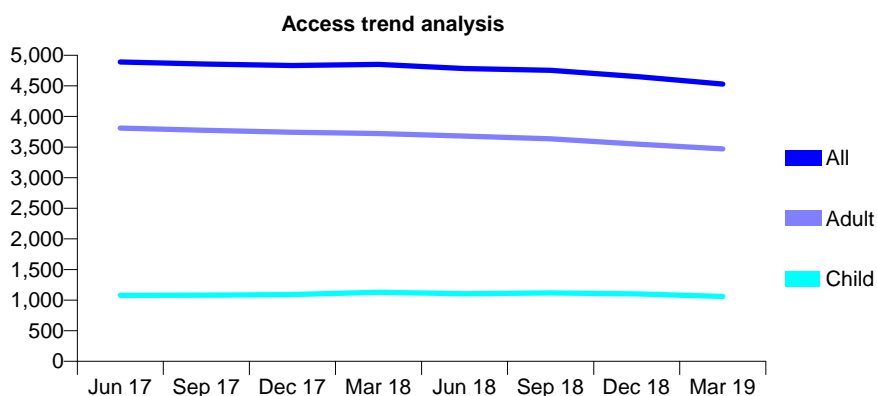
Q57 - Vital Signs At a Glance Contract Report for 738131/0001 - Year end March 2019

Name or company name	MR FM LUTTERODT
Contract type name	GDS Contract
Purpose of contract	General
Contract start date	01/04/2006
Contract end date	

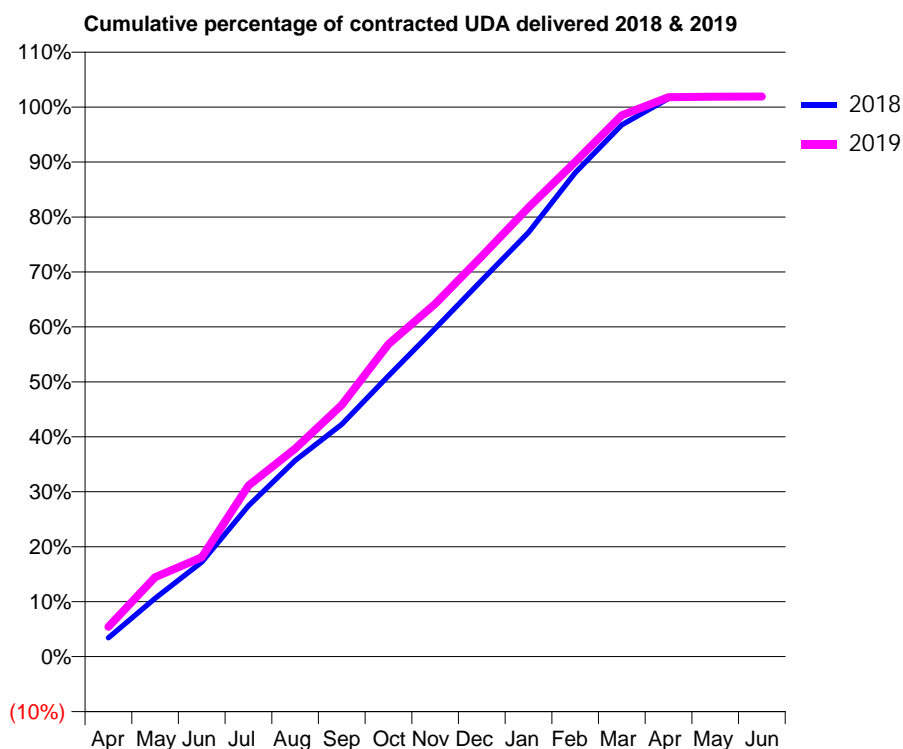
18/19 Contracted general activity (UDA)	13,688
Carry forward general activity (UDA)	-271
18/19 Contracted orthodontic activity (UOA)	0
Carry forward orthodontic activity (UOA)	0
Baseline contract value	£461,060.88

ACCESS*

Patients seen in 24 months	Total	Change since previous quarter
Quarter ending March 2018	4,850	
Quarter ending June 2018	4,783	↓
Quarter ending September 2018	4,754	→
Quarter ending December 2018	4,652	↓
Quarter ending March 2019	4,528	↓
Variance since March 2018	(6.6%)	↓



ACTIVITY



Month	Adjusted Scheduled Activity (UDA)	
	2018	2019
April	469	741
May	1,453	1,979
June	2,354	2,474
July	3,757	4,259
August	4,886	5,181
September	5,788	6,269
October	6,992	7,783
November	8,172	8,789
December	9,374	9,971
January	10,566	11,187
February	12,053	12,322
March	13,245	13,484
April	13,904	13,932
May	13,959	13,946
June	13,959	13,950

QUALITY

	Quantity	Base Number	Contract	AT	Region	England
% of FP17s for the same patient ID Re-attending within 3 months - Children	62	1,447	4.3%	10.0%	11.5%	11.8%
% of FP17s for the same patient ID Re-attending within 3 months - Adults	729	5,211	14.0%	14.5%	15.2%	15.7%
% of FP17s for the same patient ID Re-attending between 3 & 9 months - Children	874	1,447	60.4%	56.7%	60.2%	58.9%
% of FP17s for the same patient ID Re-attending between 3 & 9 months - Adults	3,248	5,211	62.3%	50.0%	51.8%	50.8%
% of FP17s for Band 1 Urgent Courses	325	6,608	4.9%	8.7%	8.1%	9.1%
% of FP17s Relating to Free Repair or Replacements	36	6,608	0.5%	0.7%	0.8%	0.8%
% of FP17s Relating to Continuations	53	6,608	0.8%	0.9%	0.9%	0.9%
% of Patients satisfied with the dentistry they have received	1	1	N/A	92.9%	92.7%	92.5%
% of Patients satisfied with the time they had to wait for an appointment	1	1	N/A	87.3%	87.4%	87.0%

* This is based on patients treated on this contract for their most recent course of treatment. Figures in italics indicate the base number of FP17s or Patient Questionnaire responses are less than 100. N/A is shown where the base number of responses is less than 10 during the period. % is calculated as Quantity/Base number*100

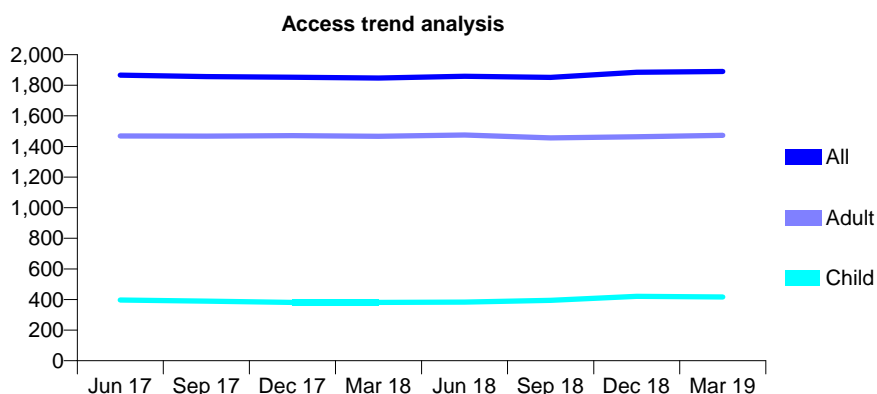
Q57 - Vital Signs At a Glance Contract Report for 738476/0001 - Year end March 2019

Name or company name	MR J VAPIWALA
Contract type name	GDS Contract
Purpose of contract	General
Contract start date	01/04/2006
Contract end date	

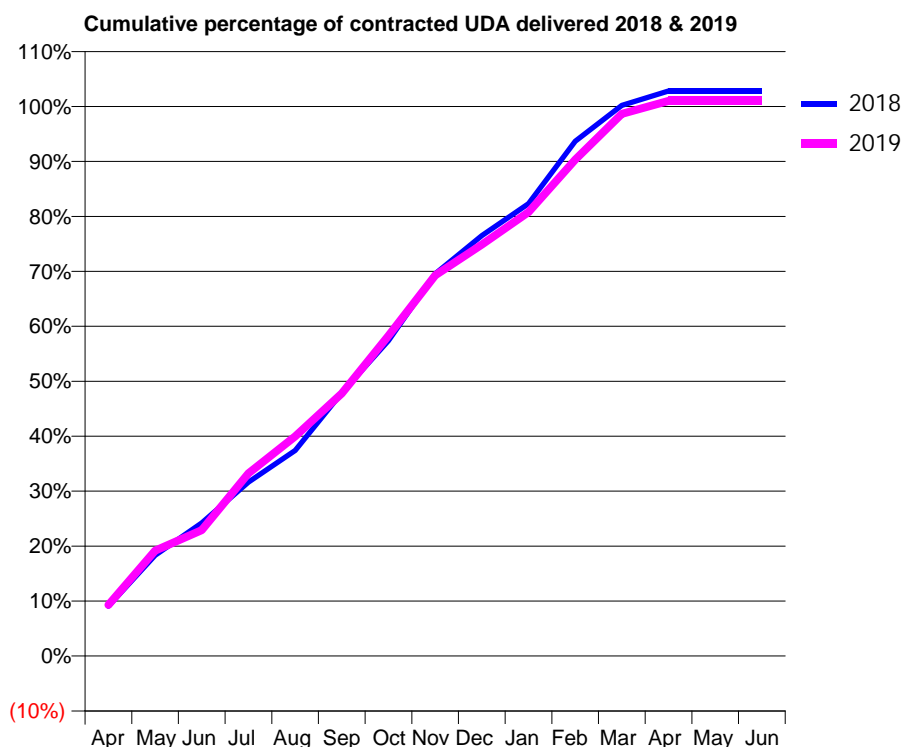
18/19 Contracted general activity (UDA)	6,898
Carry forward general activity (UDA)	-138
18/19 Contracted orthodontic activity (UOA)	0
Carry forward orthodontic activity (UOA)	0
Baseline contract value	£195,476.46

ACCESS*

Patients seen in 24 months	Total	Change since previous quarter
Quarter ending March 2018	1,847	
Quarter ending June 2018	1,858	→
Quarter ending September 2018	1,851	→
Quarter ending December 2018	1,885	→
Quarter ending March 2019	1,890	→
Variance since March 2018	2.3%	↑



ACTIVITY



Month	Adjusted Scheduled Activity (UDA)	
	2018	2019
April	625	642
May	1,264	1,324
June	1,669	1,579
July	2,183	2,293
August	2,580	2,758
September	3,303	3,294
October	3,958	4,021
November	4,798	4,778
December	5,277	5,163
January	5,678	5,571
February	6,460	6,232
March	6,910	6,805
April	7,091	6,967
May	7,091	6,967
June	7,091	6,967

QUALITY

	Quantity	Base Number	Contract	AT	Region	England
% of FP17s for the same patient ID Re-attending within 3 months - Children	25	568	4.4%	10.0%	11.5%	11.8%
% of FP17s for the same patient ID Re-attending within 3 months - Adults	361	2,335	15.5%	14.5%	15.2%	15.7%
% of FP17s for the same patient ID Re-attending between 3 & 9 months - Children	328	568	57.7%	56.7%	60.2%	58.9%
% of FP17s for the same patient ID Re-attending between 3 & 9 months - Adults	1,439	2,335	61.6%	50.0%	51.8%	50.8%
% of FP17s for Band 1 Urgent Courses	225	2,898	7.8%	8.7%	8.1%	9.1%
% of FP17s Relating to Free Repair or Replacements	77	2,898	2.7%	0.7%	0.8%	0.8%
% of FP17s Relating to Continuations	141	2,898	4.9%	0.9%	0.9%	0.9%
% of Patients satisfied with the dentistry they have received	1	1	N/A	92.9%	92.7%	92.5%
% of Patients satisfied with the time they had to wait for an appointment	1	1	N/A	87.3%	87.4%	87.0%

* This is based on patients treated on this contract for their most recent course of treatment. Figures in italics indicate the base number of FP17s or Patient Questionnaire responses are less than 100. N/A is shown where the base number of responses is less than 10 during the period. % is calculated as Quantity/Base number*100

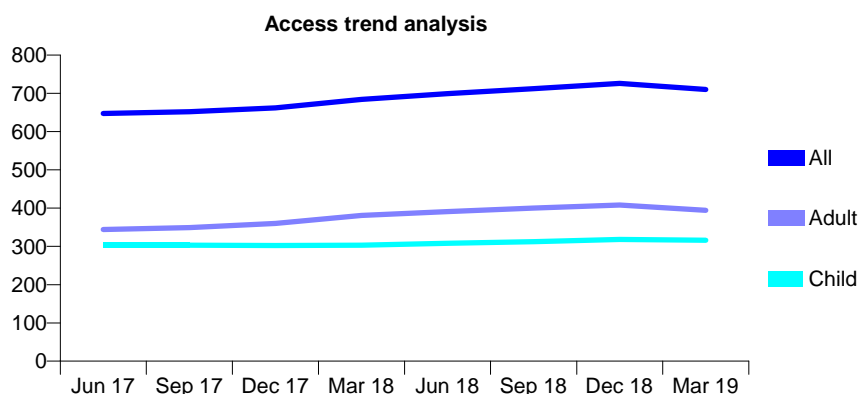
Q57 - Vital Signs At a Glance Contract Report for 741981/0001 - Year end March 2019

Name or company name	MRS K VINCENT
Contract type name	GDS Contract
Purpose of contract	General
Contract start date	01/05/2007
Contract end date	

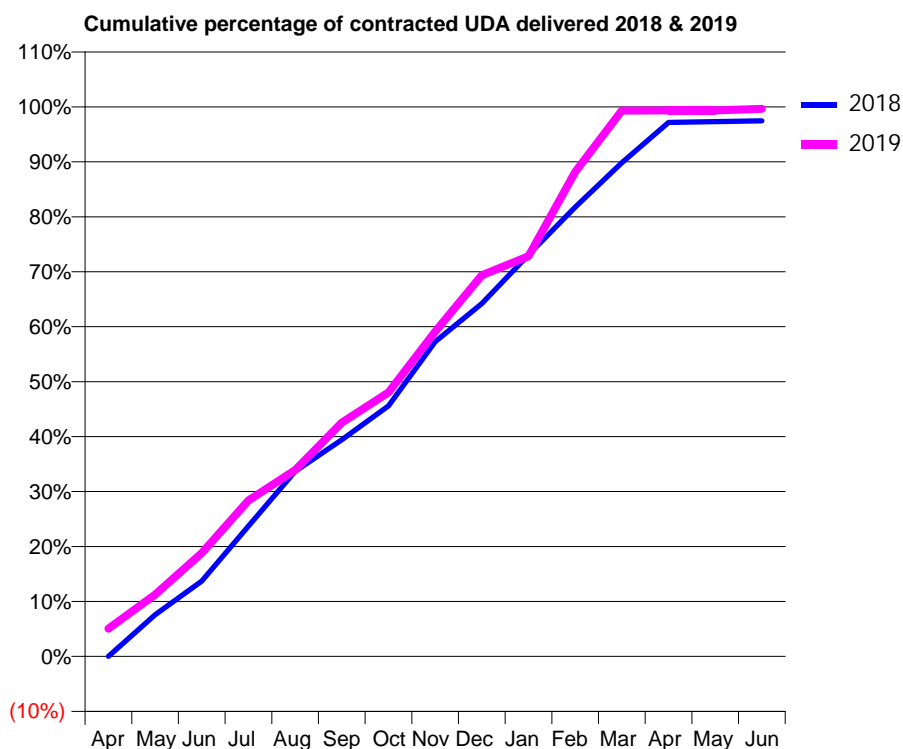
18/19 Contracted general activity (UDA)	1,912
Carry forward general activity (UDA)	48
18/19 Contracted orthodontic activity (UOA)	0
Carry forward orthodontic activity (UOA)	0
Baseline contract value	£55,790.38

ACCESS*

Patients seen in 24 months	Total	Change since previous quarter
Quarter ending March 2018	684	
Quarter ending June 2018	699	↑
Quarter ending September 2018	712	→
Quarter ending December 2018	726	→
Quarter ending March 2019	710	↓
Variance since March 2018	3.8%	↑



ACTIVITY



Month	Adjusted Scheduled Activity (UDA)	
	2018	2019
April	0	97
May	145	215
June	262	359
July	454	543
August	644	649
September	754	813
October	872	919
November	1,095	1,130
December	1,227	1,326
January	1,397	1,392
February	1,564	1,686
March	1,717	1,899
April	1,858	1,900
May	1,861	1,900
June	1,864	1,905

QUALITY

	Quantity	Base Number	Contract	AT	Region	England
% of FP17s for the same patient ID Re-attending within 3 months - Children	36	445	8.1%	10.0%	11.5%	11.8%
% of FP17s for the same patient ID Re-attending within 3 months - Adults	91	503	18.1%	14.5%	15.2%	15.7%
% of FP17s for the same patient ID Re-attending between 3 & 9 months - Children	238	445	53.5%	56.7%	60.2%	58.9%
% of FP17s for the same patient ID Re-attending between 3 & 9 months - Adults	201	503	40.0%	50.0%	51.8%	50.8%
% of FP17s for Band 1 Urgent Courses	80	898	8.9%	8.7%	8.1%	9.1%
% of FP17s Relating to Free Repair or Replacements	1	898	0.1%	0.7%	0.8%	0.8%
% of FP17s Relating to Continuations	9	898	1.0%	0.9%	0.9%	0.9%
% of Patients satisfied with the dentistry they have received	1	1	N/A	92.9%	92.7%	92.5%
% of Patients satisfied with the time they had to wait for an appointment	1	1	N/A	87.3%	87.4%	87.0%

* This is based on patients treated on this contract for their most recent course of treatment. Figures in italics indicate the base number of FP17s or Patient Questionnaire responses are less than 100. N/A is shown where the base number of responses is less than 10 during the period. % is calculated as Quantity/Base number*100

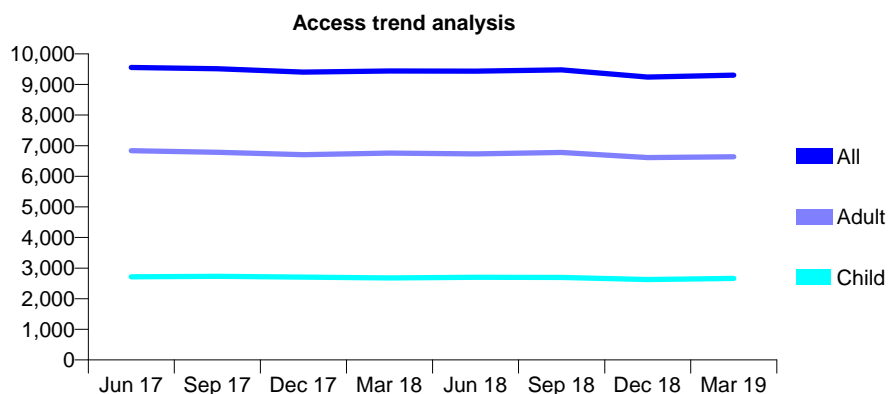
Q57 - Vital Signs At a Glance Contract Report for 749052/0001 - Year end March 2019

Name or company name	MR HW DIXON
Contract type name	Pilot Contract
Purpose of contract	General
Contract start date	01/04/2006
Contract end date	

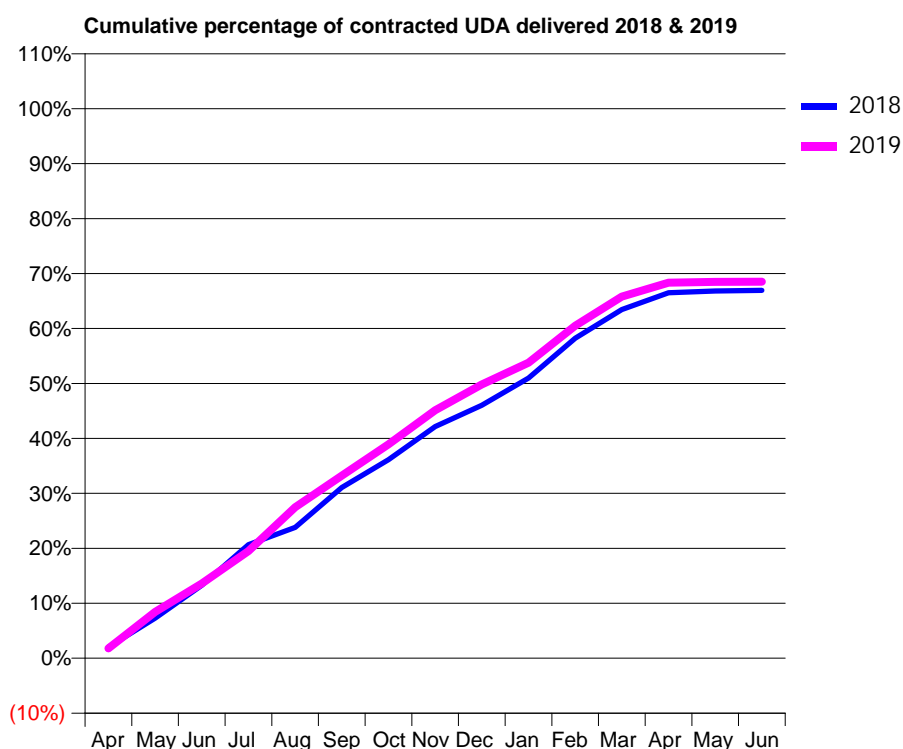
18/19 Contracted general activity (UDA)	25,212
Carry forward general activity (UDA)	0
18/19 Contracted orthodontic activity (UOA)	0
Carry forward orthodontic activity (UOA)	0
Baseline contract value	£703,720.79

ACCESS*

Patients seen in 24 months	Total	Change since previous quarter
Quarter ending March 2018	9,439	
Quarter ending June 2018	9,434	→
Quarter ending September 2018	9,473	→
Quarter ending December 2018	9,239	↓
Quarter ending March 2019	9,303	→
Variance since March 2018	(1.4%)	↓



ACTIVITY



Month	2018	2019
April	513	453
May	1,838	2,125
June	3,342	3,426
July	5,207	4,914
August	6,003	6,926
September	7,832	8,371
October	9,106	9,820
November	10,631	11,379
December	11,600	12,559
January	12,851	13,556
February	14,683	15,255
March	15,994	16,590
April	16,767	17,232
May	16,849	17,266
June	16,877	17,274

QUALITY

	Quantity	Base Number	Contract	AT	Region	England
% of FP17s for the same patient ID Re-attending within 3 months - Children	282	3,571	7.9%	10.0%	11.5%	11.8%
% of FP17s for the same patient ID Re-attending within 3 months - Adults	1,123	7,602	14.8%	14.5%	15.2%	15.7%
% of FP17s for the same patient ID Re-attending between 3 & 9 months - Children	1,727	3,571	48.4%	56.7%	60.2%	58.9%
% of FP17s for the same patient ID Re-attending between 3 & 9 months - Adults	2,552	7,602	33.6%	50.0%	51.8%	50.8%
% of FP17s for Band 1 Urgent Courses	960	10,052	9.6%	8.7%	8.1%	9.1%
% of FP17s Relating to Free Repair or Replacements	56	10,052	0.6%	0.7%	0.8%	0.8%
% of FP17s Relating to Continuations	3	10,052	0.0%	0.9%	0.9%	0.9%
% of Patients satisfied with the dentistry they have received	5	5	N/A	92.9%	92.7%	92.5%
% of Patients satisfied with the time they had to wait for an appointment	4	5	N/A	87.3%	87.4%	87.0%

* This is based on patients treated on this contract for their most recent course of treatment.

Figures in italics indicate the base number of FP17s or Patient Questionnaire responses are less than 100. N/A is shown where the base number of responses is less than 10 during the period. % is calculated as Quantity/Base number*100

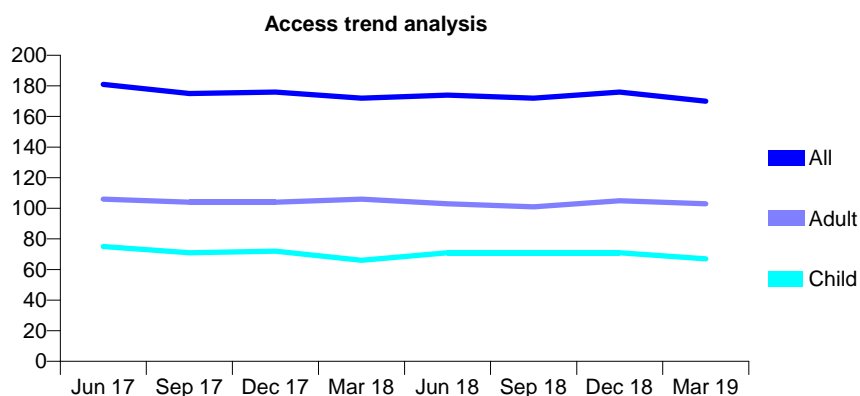
Q57 - Vital Signs At a Glance Contract Report for 754684/0001 - Year end March 2019

Name or company name	MRS SK RANA
Contract type name	GDS Contract
Purpose of contract	General
Contract start date	01/04/2006
Contract end date	

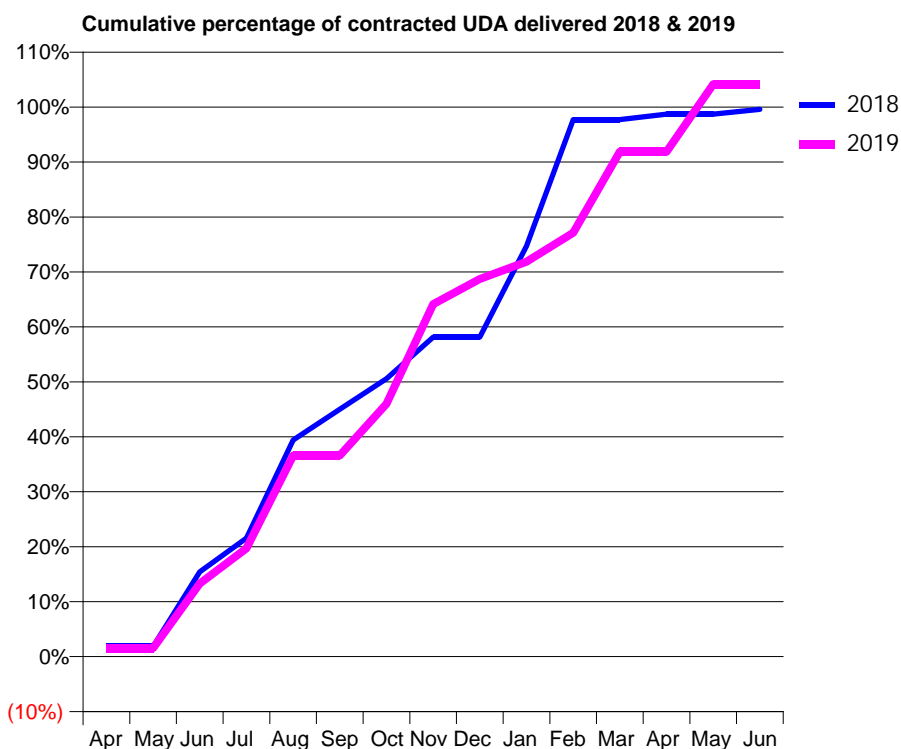
18/19 Contracted general activity (UDA)	700
Carry forward general activity (UDA)	3
18/19 Contracted orthodontic activity (UOA)	0
Carry forward orthodontic activity (UOA)	0
Baseline contract value	£18,220.01

ACCESS*

Patients seen in 24 months	Total	Change since previous quarter
Quarter ending March 2018	172	
Quarter ending June 2018	174	→
Quarter ending September 2018	172	↓
Quarter ending December 2018	176	↑
Quarter ending March 2019	170	↓
Variance since March 2018	(1.2%)	↓



ACTIVITY



Month	Adjusted Scheduled Activity (UDA)	
	2018	2019
April	13	11
May	13	11
June	108	93
July	151	138
August	276	256
September	315	256
October	354	322
November	407	449
December	407	481
January	523	503
February	684	540
March	684	643
April	691	643
May	691	729
June	697	729

QUALITY

	Quantity	Base Number	Contract	AT	Region	England
% of FP17s for the same patient ID Re-attending within 3 months - Children	2	107	1.9%	10.0%	11.5%	11.8%
% of FP17s for the same patient ID Re-attending within 3 months - Adults	16	154	10.4%	14.5%	15.2%	15.7%
% of FP17s for the same patient ID Re-attending between 3 & 9 months - Children	77	107	72.0%	56.7%	60.2%	58.9%
% of FP17s for the same patient ID Re-attending between 3 & 9 months - Adults	108	154	70.1%	50.0%	51.8%	50.8%
% of FP17s for Band 1 Urgent Courses	0	265	0.0%	8.7%	8.1%	9.1%
% of FP17s Relating to Free Repair or Replacements	0	265	0.0%	0.7%	0.8%	0.8%
% of FP17s Relating to Continuations	1	265	0.4%	0.9%	0.9%	0.9%
% of Patients satisfied with the dentistry they have received	0	0	N/A	92.9%	92.7%	92.5%
% of Patients satisfied with the time they had to wait for an appointment	0	0	N/A	87.3%	87.4%	87.0%

* This is based on patients treated on this contract for their most recent course of treatment. Figures in italics indicate the base number of FP17s or Patient Questionnaire responses are less than 100. N/A is shown where the base number of responses is less than 10 during the period. % is calculated as Quantity/Base number*100

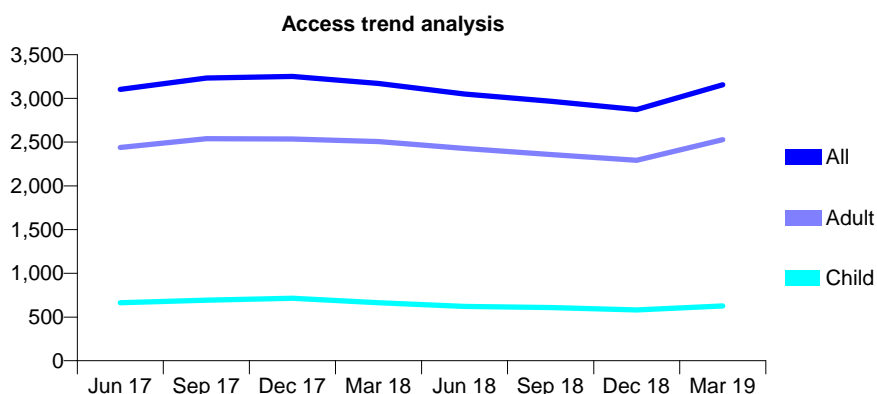
Q57 - Vital Signs At a Glance Contract Report for 755761/0001 - Year end March 2019

Name or company name	MR MD BAILY
Contract type name	GDS Contract
Purpose of contract	General
Contract start date	01/04/2006
Contract end date	

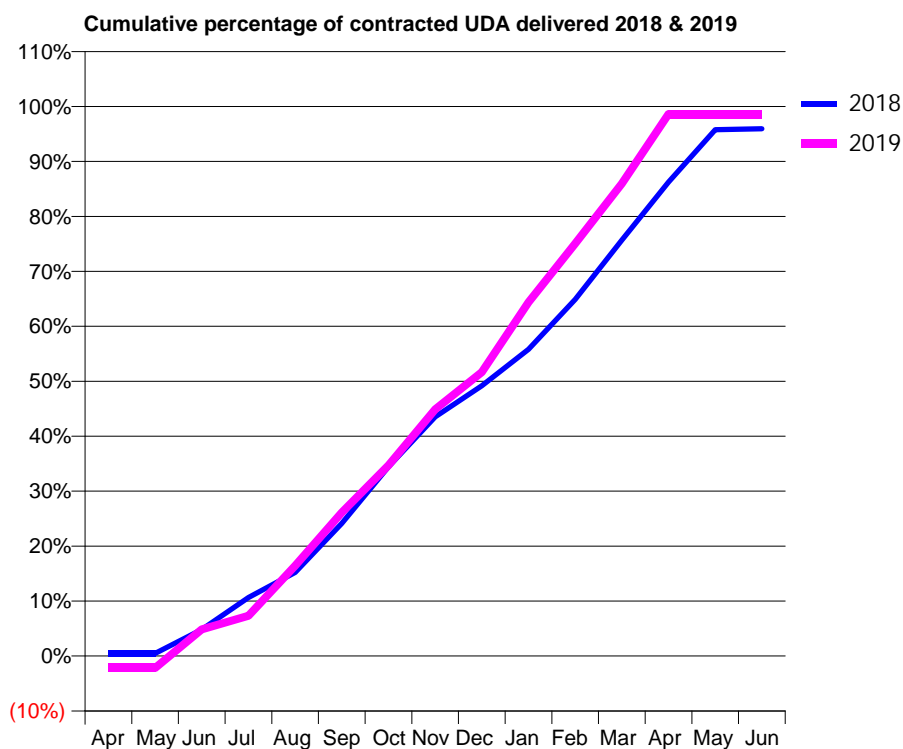
18/19 Contracted general activity (UDA)	8,538
Carry forward general activity (UDA)	187
18/19 Contracted orthodontic activity (UOA)	0
Carry forward orthodontic activity (UOA)	0
Baseline contract value	£218,858.29

ACCESS*

Patients seen in 24 months	Total	Change since previous quarter
Quarter ending March 2018	3,171	
Quarter ending June 2018	3,049	↓
Quarter ending September 2018	2,967	↓
Quarter ending December 2018	2,872	↓
Quarter ending March 2019	3,156	↑
Variance since March 2018	(0.5%)	→



ACTIVITY



Month	Adjusted Scheduled Activity (UDA)	
	2018	2019
April	43	-187
May	43	-187
June	412	415
July	909	624
August	1,300	1,404
September	2,060	2,230
October	2,941	2,962
November	3,716	3,833
December	4,199	4,410
January	4,767	5,496
February	5,542	6,409
March	6,460	7,338
April	7,363	8,422
May	8,178	8,422
June	8,192	8,422

QUALITY

	Quantity	Base Number	Contract	AT	Region	England
% of FP17s for the same patient ID Re-attending within 3 months - Children	32	661	4.8%	10.0%	11.5%	11.8%
% of FP17s for the same patient ID Re-attending within 3 months - Adults	512	2,949	17.4%	14.5%	15.2%	15.7%
% of FP17s for the same patient ID Re-attending between 3 & 9 months - Children	177	661	26.8%	56.7%	60.2%	58.9%
% of FP17s for the same patient ID Re-attending between 3 & 9 months - Adults	779	2,949	26.4%	50.0%	51.8%	50.8%
% of FP17s for Band 1 Urgent Courses	335	3,446	9.7%	8.7%	8.1%	9.1%
% of FP17s Relating to Free Repair or Replacements	40	3,446	1.2%	0.7%	0.8%	0.8%
% of FP17s Relating to Continuations	76	3,446	2.2%	0.9%	0.9%	0.9%
% of Patients satisfied with the dentistry they have received	2	2	N/A	92.9%	92.7%	92.5%
% of Patients satisfied with the time they had to wait for an appointment	2	2	N/A	87.3%	87.4%	87.0%

* This is based on patients treated on this contract for their most recent course of treatment. Figures in italics indicate the base number of FP17s or Patient Questionnaire responses are less than 100. N/A is shown where the base number of responses is less than 10 during the period. % is calculated as Quantity/Base number*100

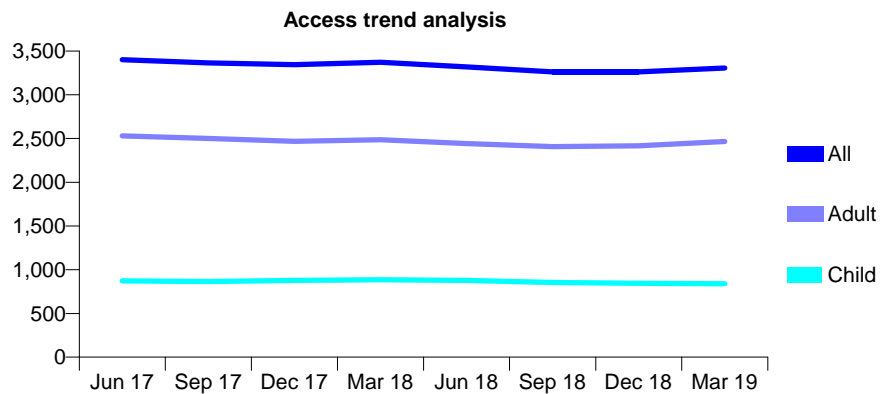
Q57 - Vital Signs At a Glance Contract Report for 755931/0001 - Year end March 2019

Name or company name	MISS R DHARIWAL
Contract type name	GDS Contract
Purpose of contract	General
Contract start date	01/04/2006
Contract end date	

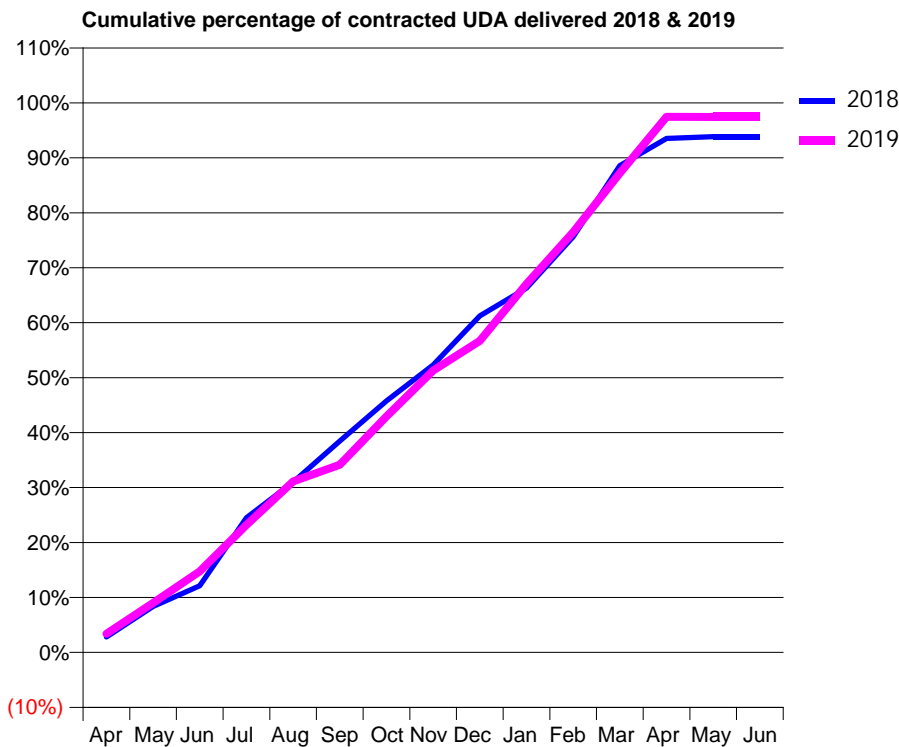
18/19 Contracted general activity (UDA)	9,500
Carry forward general activity (UDA)	0
18/19 Contracted orthodontic activity (UOA)	0
Carry forward orthodontic activity (UOA)	0
Baseline contract value	£258,195.84

ACCESS*

Patients seen in 24 months	Total	Change since previous quarter
Quarter ending March 2018	3,371	
Quarter ending June 2018	3,320	↓
Quarter ending September 2018	3,261	↓
Quarter ending December 2018	3,261	→
Quarter ending March 2019	3,306	→
Variance since March 2018	(1.9%)	↓



ACTIVITY



Month	2018	2019
April	266	323
May	797	855
June	1,151	1,402
July	2,327	2,202
August	2,945	2,957
September	3,653	3,244
October	4,350	4,079
November	4,972	4,873
December	5,817	5,384
January	6,300	6,370
February	7,186	7,269
March	8,414	8,285
April	8,885	9,257
May	8,916	9,254
June	8,916	9,254

QUALITY

	Quantity	Base Number	Contract	AT	Region	England
% of FP17s for the same patient ID Re-attending within 3 months - Children	68	1,234	5.5%	10.0%	11.5%	11.8%
% of FP17s for the same patient ID Re-attending within 3 months - Adults	458	3,166	14.5%	14.5%	15.2%	15.7%
% of FP17s for the same patient ID Re-attending between 3 & 9 months - Children	773	1,234	62.6%	56.7%	60.2%	58.9%
% of FP17s for the same patient ID Re-attending between 3 & 9 months - Adults	1,526	3,166	48.2%	50.0%	51.8%	50.8%
% of FP17s for Band 1 Urgent Courses	366	4,506	8.1%	8.7%	8.1%	9.1%
% of FP17s Relating to Free Repair or Replacements	26	4,506	0.6%	0.7%	0.8%	0.8%
% of FP17s Relating to Continuations	24	4,506	0.5%	0.9%	0.9%	0.9%
% of Patients satisfied with the dentistry they have received	9	9	N/A	92.9%	92.7%	92.5%
% of Patients satisfied with the time they had to wait for an appointment	9	9	N/A	87.3%	87.4%	87.0%

* This is based on patients treated on this contract for their most recent course of treatment. Figures in italics indicate the base number of FP17s or Patient Questionnaire responses are less than 100. N/A is shown where the base number of responses is less than 10 during the period. % is calculated as Quantity/Base number*100

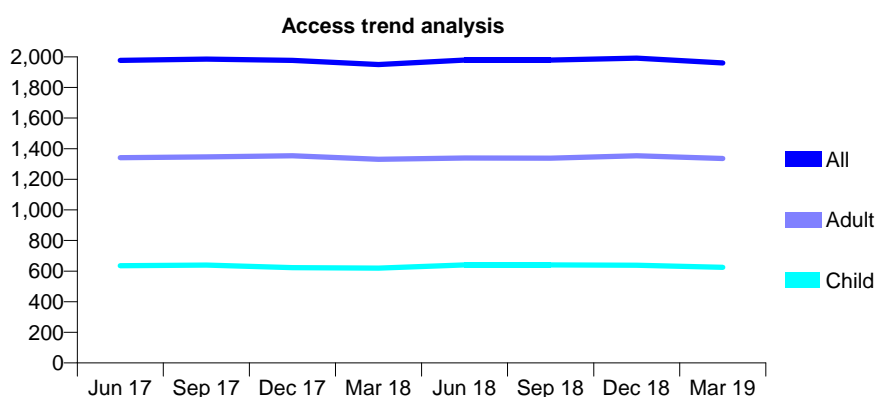
Q57 - Vital Signs At a Glance Contract Report for 764922/0001 - Year end March 2019

Name or company name	MR J GREGORY
Contract type name	GDS Contract
Purpose of contract	General
Contract start date	01/04/2006
Contract end date	

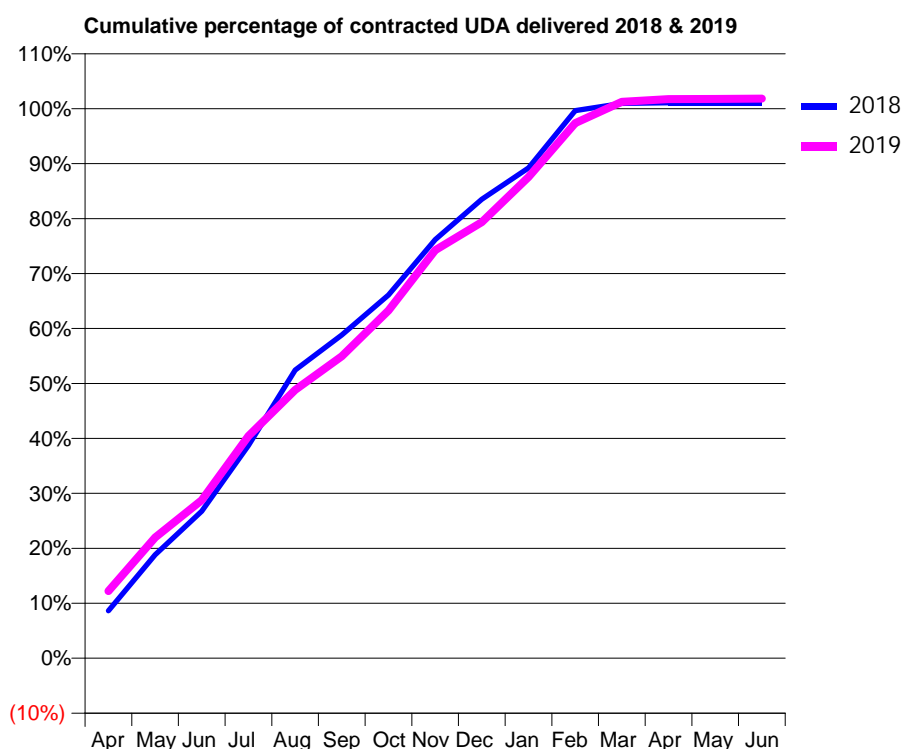
18/19 Contracted general activity (UDA)	6,000
Carry forward general activity (UDA)	-64
18/19 Contracted orthodontic activity (UOA)	0
Carry forward orthodontic activity (UOA)	0
Baseline contract value	£157,036.60

ACCESS*

Patients seen in 24 months	Total	Change since previous quarter
Quarter ending March 2018	1,950	
Quarter ending June 2018	1,979	→
Quarter ending September 2018	1,979	→
Quarter ending December 2018	1,992	→
Quarter ending March 2019	1,960	↓
Variance since March 2018	0.5%	→



ACTIVITY



Adjusted Scheduled Activity (UDA)		
Month	2018	2019
April	518	733
May	1,131	1,318
June	1,605	1,726
July	2,323	2,427
August	3,145	2,929
September	3,528	3,297
October	3,965	3,797
November	4,570	4,455
December	5,010	4,760
January	5,353	5,254
February	5,979	5,842
March	6,056	6,073
April	6,063	6,105
May	6,064	6,106
June	6,064	6,110

QUALITY

	Quantity	Base Number	Contract	AT	Region	England
% of FP17s for the same patient ID Re-attending within 3 months - Children	75	1,063	7.1%	10.0%	11.5%	11.8%
% of FP17s for the same patient ID Re-attending within 3 months - Adults	262	2,110	12.4%	14.5%	15.2%	15.7%
% of FP17s for the same patient ID Re-attending between 3 & 9 months - Children	735	1,063	69.1%	56.7%	60.2%	58.9%
% of FP17s for the same patient ID Re-attending between 3 & 9 months - Adults	1,417	2,110	67.2%	50.0%	51.8%	50.8%
% of FP17s for Band 1 Urgent Courses	109	3,180	3.4%	8.7%	8.1%	9.1%
% of FP17s Relating to Free Repair or Replacements	29	3,180	0.9%	0.7%	0.8%	0.8%
% of FP17s Relating to Continuations	59	3,180	1.9%	0.9%	0.9%	0.9%
% of Patients satisfied with the dentistry they have received	3	3	N/A	92.9%	92.7%	92.5%
% of Patients satisfied with the time they had to wait for an appointment	3	3	N/A	87.3%	87.4%	87.0%

* This is based on patients treated on this contract for their most recent course of treatment.

Figures in italics indicate the base number of FP17s or Patient Questionnaire responses are less than 100. N/A is shown where the base number of responses is less than 10 during the period. % is calculated as Quantity/Base number*100

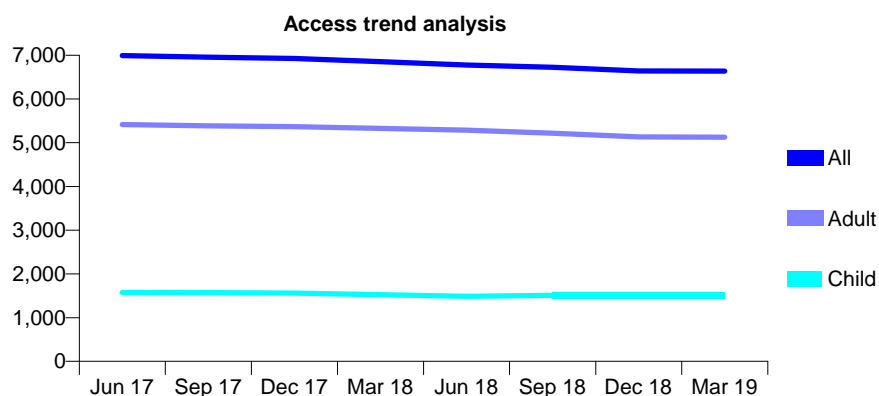
Q57 - Vital Signs At a Glance Contract Report for 768251/0002 - Year end March 2019

Name or company name	MR AM MANUELSSON
Contract type name	GDS Contract
Purpose of contract	General
Contract start date	01/04/2006
Contract end date	

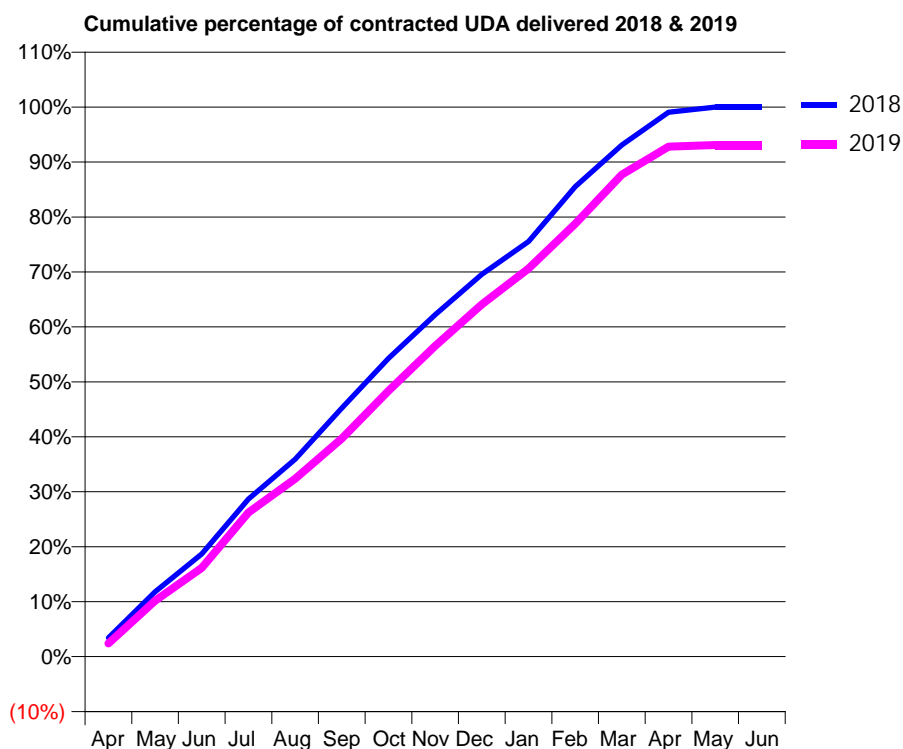
18/19 Contracted general activity (UDA)	21,500
Carry forward general activity (UDA)	1
18/19 Contracted orthodontic activity (UOA)	0
Carry forward orthodontic activity (UOA)	0
Baseline contract value	£620,688.42

ACCESS*

Patients seen in 24 months	Total	Change since previous quarter
Quarter ending March 2018	6,851	
Quarter ending June 2018	6,776	↓
Quarter ending September 2018	6,724	→
Quarter ending December 2018	6,643	↓
Quarter ending March 2019	6,638	→
Variance since March 2018	(3.1%)	↓



ACTIVITY



Month	Adjusted Scheduled Activity (UDA)	
	2018	2019
April	740	520
May	2,536	2,188
June	4,020	3,470
July	6,163	5,638
August	7,723	6,965
September	9,721	8,536
October	11,670	10,394
November	13,380	12,159
December	14,955	13,774
January	16,240	15,179
February	18,382	16,935
March	20,012	18,858
April	21,299	19,951
May	21,499	20,010
June	21,499	20,010

QUALITY

	Quantity	Base Number	Contract	AT	Region	England
% of FP17s for the same patient ID Re-attending within 3 months - Children	78	1,840	4.2%	10.0%	11.5%	11.8%
% of FP17s for the same patient ID Re-attending within 3 months - Adults	598	5,995	10.0%	14.5%	15.2%	15.7%
% of FP17s for the same patient ID Re-attending between 3 & 9 months - Children	839	1,840	45.6%	56.7%	60.2%	58.9%
% of FP17s for the same patient ID Re-attending between 3 & 9 months - Adults	2,798	5,995	46.7%	50.0%	51.8%	50.8%
% of FP17s for Band 1 Urgent Courses	384	7,816	4.9%	8.7%	8.1%	9.1%
% of FP17s Relating to Free Repair or Replacements	19	7,816	0.2%	0.7%	0.8%	0.8%
% of FP17s Relating to Continuations	164	7,816	2.1%	0.9%	0.9%	0.9%
% of Patients satisfied with the dentistry they have received	7	7	N/A	92.9%	92.7%	92.5%
% of Patients satisfied with the time they had to wait for an appointment	7	7	N/A	87.3%	87.4%	87.0%

* This is based on patients treated on this contract for their most recent course of treatment. Figures in italics indicate the base number of FP17s or Patient Questionnaire responses are less than 100. N/A is shown where the base number of responses is less than 10 during the period. % is calculated as Quantity/Base number*100

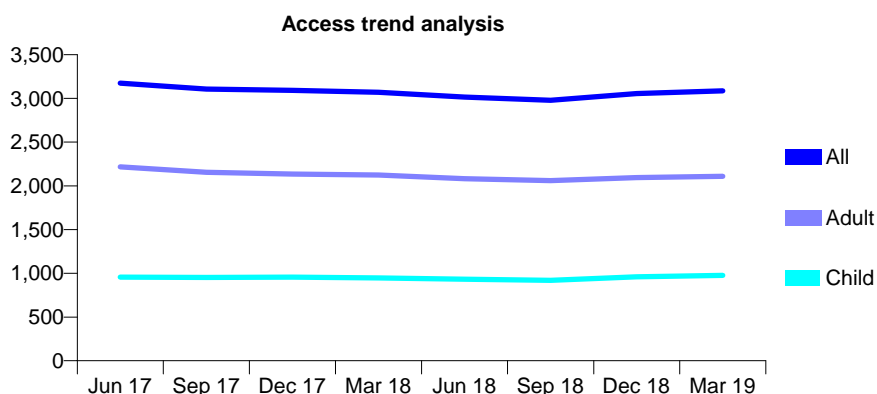
Q57 - Vital Signs At a Glance Contract Report for 776068/0001 - Year end March 2019

Name or company name	MR OO AWOLOLA
Contract type name	GDS Contract
Purpose of contract	General
Contract start date	14/09/2007
Contract end date	

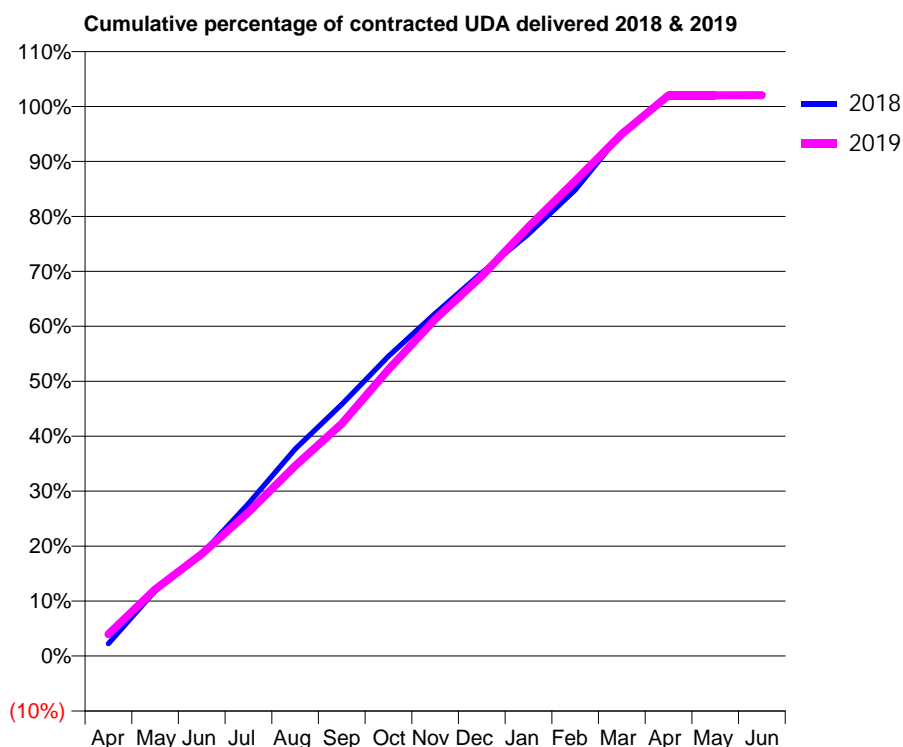
18/19 Contracted general activity (UDA)	8,551
Carry forward general activity (UDA)	-164
18/19 Contracted orthodontic activity (UOA)	0
Carry forward orthodontic activity (UOA)	0
Baseline contract value	£208,331.16

ACCESS*

Patients seen in 24 months	Total	Change since previous quarter
Quarter ending March 2018	3,070	
Quarter ending June 2018	3,014	↓
Quarter ending September 2018	2,979	↓
Quarter ending December 2018	3,055	↑
Quarter ending March 2019	3,086	→
Variance since March 2018	0.5%	→



ACTIVITY



Month	Adjusted Scheduled Activity (UDA)	
	2018	2019
April	195	341
May	1,017	1,037
June	1,584	1,589
July	2,373	2,238
August	3,222	2,960
September	3,917	3,617
October	4,665	4,458
November	5,329	5,241
December	5,962	5,914
January	6,568	6,678
February	7,253	7,395
March	8,144	8,123
April	8,714	8,725
May	8,715	8,725
June	8,715	8,727

QUALITY

	Quantity	Base Number	Contract	AT	Region	England
% of FP17s for the same patient ID Re-attending within 3 months - Children	50	1,335	3.7%	10.0%	11.5%	11.8%
% of FP17s for the same patient ID Re-attending within 3 months - Adults	255	2,817	9.1%	14.5%	15.2%	15.7%
% of FP17s for the same patient ID Re-attending between 3 & 9 months - Children	766	1,335	57.4%	56.7%	60.2%	58.9%
% of FP17s for the same patient ID Re-attending between 3 & 9 months - Adults	1,560	2,817	55.4%	50.0%	51.8%	50.8%
% of FP17s for Band 1 Urgent Courses	203	4,176	4.9%	8.7%	8.1%	9.1%
% of FP17s Relating to Free Repair or Replacements	26	4,176	0.6%	0.7%	0.8%	0.8%
% of FP17s Relating to Continuations	5	4,176	0.1%	0.9%	0.9%	0.9%
% of Patients satisfied with the dentistry they have received	6	6	N/A	92.9%	92.7%	92.5%
% of Patients satisfied with the time they had to wait for an appointment	6	6	N/A	87.3%	87.4%	87.0%

* This is based on patients treated on this contract for their most recent course of treatment. Figures in italics indicate the base number of FP17s or Patient Questionnaire responses are less than 100. N/A is shown where the base number of responses is less than 10 during the period. % is calculated as Quantity/Base number*100

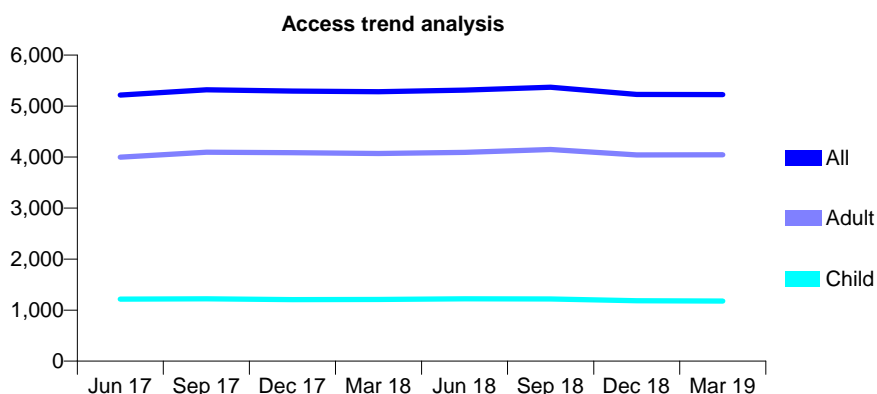
Q57 - Vital Signs At a Glance Contract Report for 781975/0001 - Year end March 2019

Name or company name	MR O AWOLESI
Contract type name	GDS Contract
Purpose of contract	General
Contract start date	01/04/2006
Contract end date	

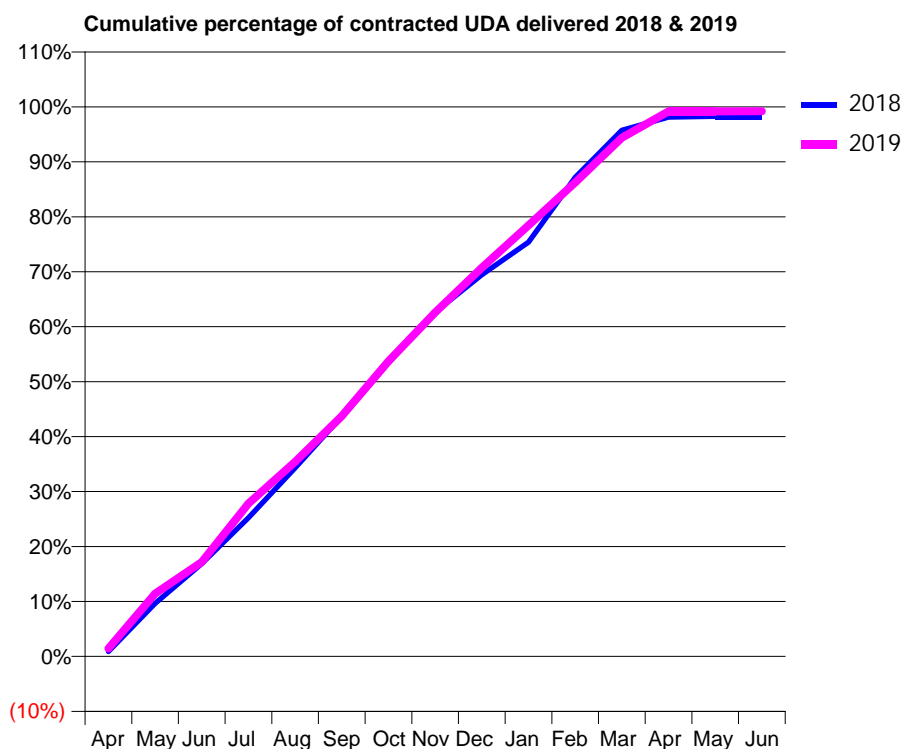
18/19 Contracted general activity (UDA)	11,500
Carry forward general activity (UDA)	198
18/19 Contracted orthodontic activity (UOA)	0
Carry forward orthodontic activity (UOA)	0
Baseline contract value	£355,750.08

ACCESS*

Patients seen in 24 months	Total	Change since previous quarter
Quarter ending March 2018	5,283	
Quarter ending June 2018	5,314	→
Quarter ending September 2018	5,369	→
Quarter ending December 2018	5,227	↓
Quarter ending March 2019	5,225	→
Variance since March 2018	(1.1%)	↓



ACTIVITY



Month	Adjusted Scheduled Activity (UDA)	
	2018	2019
April	102	165
May	1,112	1,315
June	1,941	1,974
July	2,903	3,199
August	3,947	4,077
September	5,023	5,029
October	6,148	6,178
November	7,205	7,200
December	7,986	8,135
January	8,669	9,022
February	10,025	9,917
March	11,011	10,850
April	11,285	11,405
May	11,302	11,405
June	11,302	11,407

QUALITY

	Quantity	Base Number	Contract	AT	Region	England
% of FP17s for the same patient ID Re-attending within 3 months - Children	84	1,547	5.4%	10.0%	11.5%	11.8%
% of FP17s for the same patient ID Re-attending within 3 months - Adults	515	4,789	10.8%	14.5%	15.2%	15.7%
% of FP17s for the same patient ID Re-attending between 3 & 9 months - Children	892	1,547	57.7%	56.7%	60.2%	58.9%
% of FP17s for the same patient ID Re-attending between 3 & 9 months - Adults	2,403	4,789	50.2%	50.0%	51.8%	50.8%
% of FP17s for Band 1 Urgent Courses	446	5,267	8.5%	8.7%	8.1%	9.1%
% of FP17s Relating to Free Repair or Replacements	62	5,267	1.2%	0.7%	0.8%	0.8%
% of FP17s Relating to Continuations	49	5,267	0.9%	0.9%	0.9%	0.9%
% of Patients satisfied with the dentistry they have received	1	1	N/A	92.9%	92.7%	92.5%
% of Patients satisfied with the time they had to wait for an appointment	1	1	N/A	87.3%	87.4%	87.0%

* This is based on patients treated on this contract for their most recent course of treatment. Figures in italics indicate the base number of FP17s or Patient Questionnaire responses are less than 100. N/A is shown where the base number of responses is less than 10 during the period. % is calculated as Quantity/Base number*100

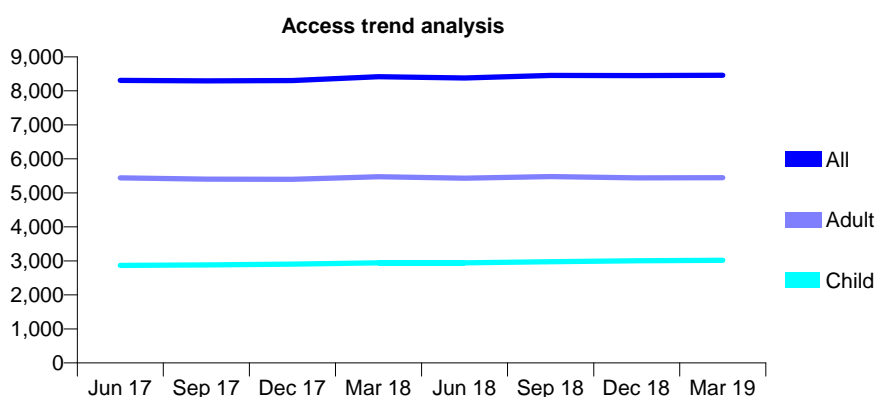
Q57 - Vital Signs At a Glance Contract Report for 787396/0001 - Year end March 2019

Name or company name	MRS SS PATEL
Contract type name	GDS Contract
Purpose of contract	General
Contract start date	01/07/2008
Contract end date	

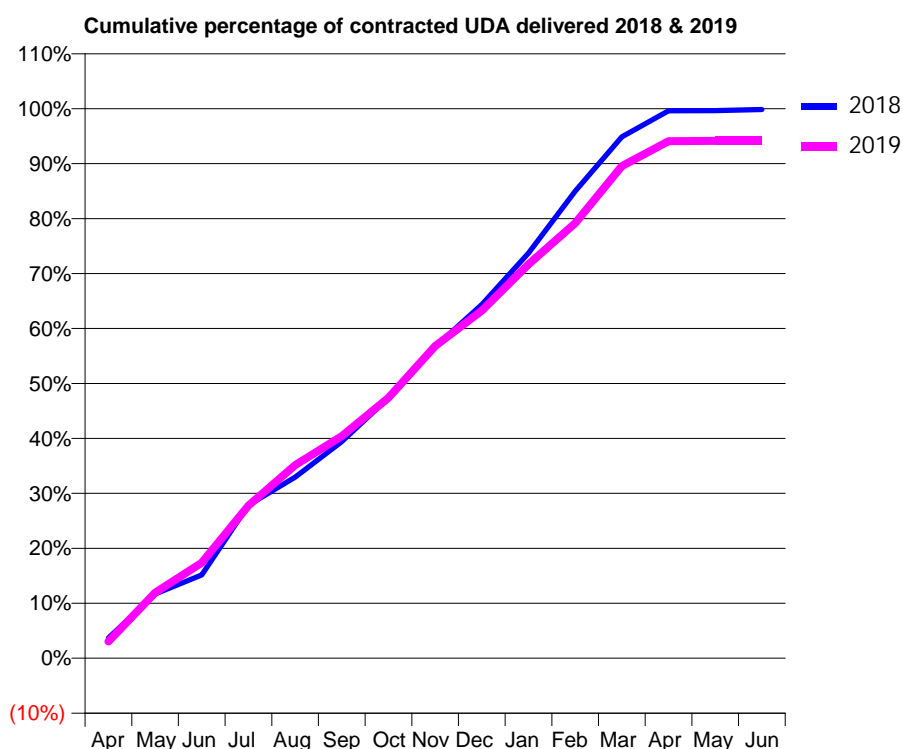
18/19 Contracted general activity (UDA)	22,000
Carry forward general activity (UDA)	36
18/19 Contracted orthodontic activity (UOA)	0
Carry forward orthodontic activity (UOA)	0
Baseline contract value	£527,026.07

ACCESS*

Patients seen in 24 months	Total	Change since previous quarter
Quarter ending March 2018	8,418	
Quarter ending June 2018	8,378	→
Quarter ending September 2018	8,454	→
Quarter ending December 2018	8,448	→
Quarter ending March 2019	8,462	→
Variance since March 2018	0.5%	→



ACTIVITY



Month	Adjusted Scheduled Activity (UDA)	
	2018	2019
April	810	670
May	2,571	2,623
June	3,334	3,824
July	6,126	6,109
August	7,247	7,733
September	8,675	8,889
October	10,419	10,427
November	12,472	12,495
December	14,156	13,917
January	16,221	15,773
February	18,696	17,419
March	20,871	19,697
April	21,914	20,698
May	21,926	20,713
June	21,964	20,713

QUALITY

	Quantity	Base Number	Contract	AT	Region	England
% of FP17s for the same patient ID Re-attending within 3 months - Children	463	4,406	10.5%	10.0%	11.5%	11.8%
% of FP17s for the same patient ID Re-attending within 3 months - Adults	1,010	6,561	15.4%	14.5%	15.2%	15.7%
% of FP17s for the same patient ID Re-attending between 3 & 9 months - Children	2,522	4,406	57.2%	56.7%	60.2%	58.9%
% of FP17s for the same patient ID Re-attending between 3 & 9 months - Adults	3,132	6,561	47.7%	50.0%	51.8%	50.8%
% of FP17s for Band 1 Urgent Courses	897	10,896	8.2%	8.7%	8.1%	9.1%
% of FP17s Relating to Free Repair or Replacements	61	10,896	0.6%	0.7%	0.8%	0.8%
% of FP17s Relating to Continuations	15	10,896	0.1%	0.9%	0.9%	0.9%
% of Patients satisfied with the dentistry they have received	4	4	N/A	92.9%	92.7%	92.5%
% of Patients satisfied with the time they had to wait for an appointment	3	4	N/A	87.3%	87.4%	87.0%

* This is based on patients treated on this contract for their most recent course of treatment.

Figures in italics indicate the base number of FP17s or Patient Questionnaire responses are less than 100. N/A is shown where the base number of responses is less than 10 during the period. % is calculated as Quantity/Base number*100

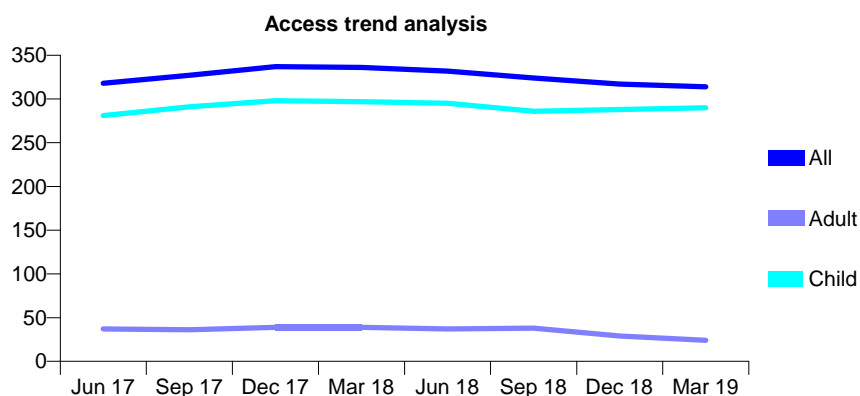
Q57 - Vital Signs At a Glance Contract Report for 807729/0001 - Year end March 2019

Name or company name	MR PL ISAACS
Contract type name	GDS Contract
Purpose of contract	General
Contract start date	01/04/2006
Contract end date	

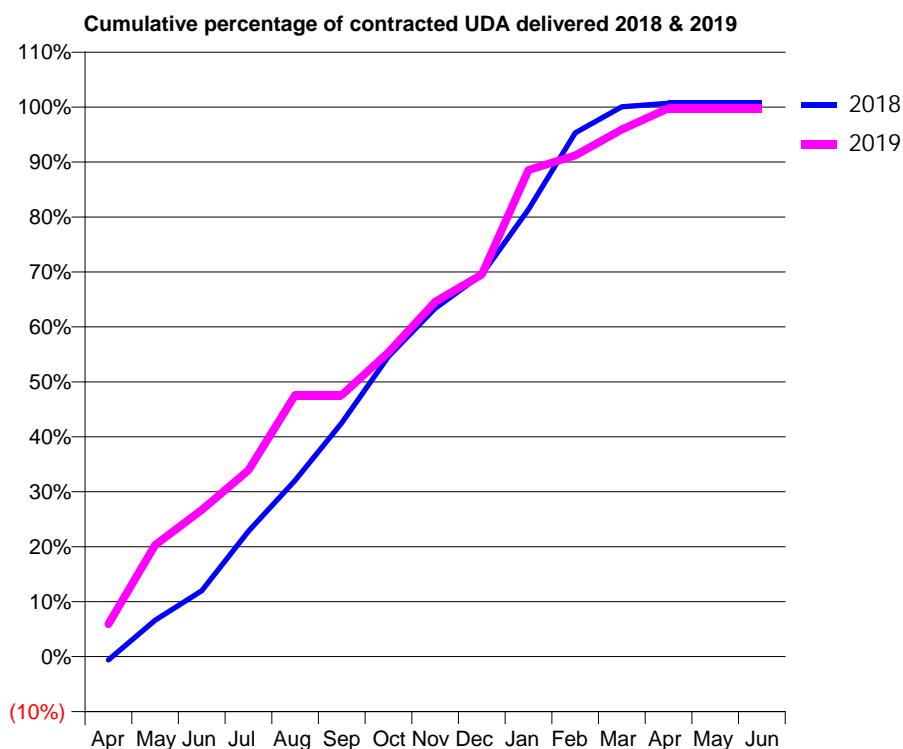
18/19 Contracted general activity (UDA)	489
Carry forward general activity (UDA)	-3
18/19 Contracted orthodontic activity (UOA)	0
Carry forward orthodontic activity (UOA)	0
Baseline contract value	£12,450.53

ACCESS*

Patients seen in 24 months	Total	Change since previous quarter
Quarter ending March 2018	336	
Quarter ending June 2018	332	↓
Quarter ending September 2018	324	↓
Quarter ending December 2018	317	↓
Quarter ending March 2019	314	→
Variance since March 2018	(6.5%)	↓



ACTIVITY



Month	Adjusted Scheduled Activity (UDA)	
	2018	2019
April	-3	29
May	32	99
June	59	131
July	112	166
August	157	233
September	208	233
October	267	271
November	310	316
December	340	340
January	398	433
February	466	446
March	489	469
April	492	488
May	492	488
June	492	488

QUALITY

	Quantity	Base Number	Contract	AT	Region	England
% of FP17s for the same patient ID Re-attending within 3 months - Children	15	298	5.0%	10.0%	11.5%	11.8%
% of FP17s for the same patient ID Re-attending within 3 months - Adults	0	6	0.0%	14.5%	15.2%	15.7%
% of FP17s for the same patient ID Re-attending between 3 & 9 months - Children	106	298	35.6%	56.7%	60.2%	58.9%
% of FP17s for the same patient ID Re-attending between 3 & 9 months - Adults	4	6	66.7%	50.0%	51.8%	50.8%
% of FP17s for Band 1 Urgent Courses	5	314	1.6%	8.7%	8.1%	9.1%
% of FP17s Relating to Free Repair or Replacements	0	314	0.0%	0.7%	0.8%	0.8%
% of FP17s Relating to Continuations	0	314	0.0%	0.9%	0.9%	0.9%
% of Patients satisfied with the dentistry they have received	0	0	N/A	92.9%	92.7%	92.5%
% of Patients satisfied with the time they had to wait for an appointment	0	0	N/A	87.3%	87.4%	87.0%

* This is based on patients treated on this contract for their most recent course of treatment. Figures in italics indicate the base number of FP17s or Patient Questionnaire responses are less than 100. N/A is shown where the base number of responses is less than 10 during the period. % is calculated as Quantity/Base number*100

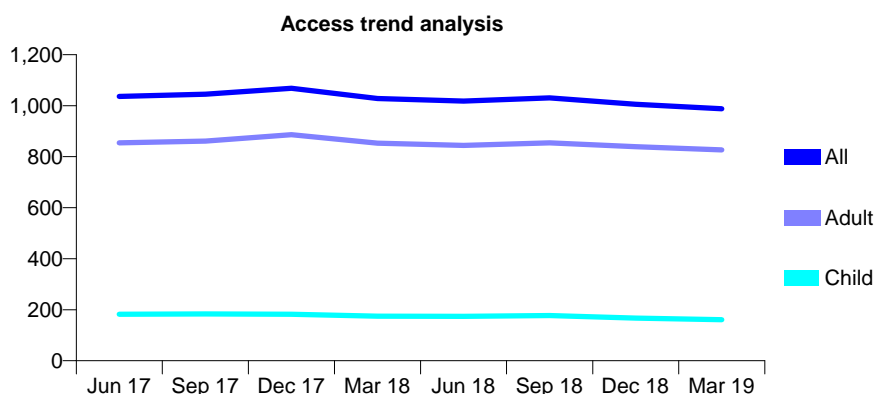
Q57 - Vital Signs At a Glance Contract Report for 812587/0001 - Year end March 2019

Name or company name	MR JB PEEK
Contract type name	GDS Contract
Purpose of contract	General
Contract start date	01/04/2006
Contract end date	

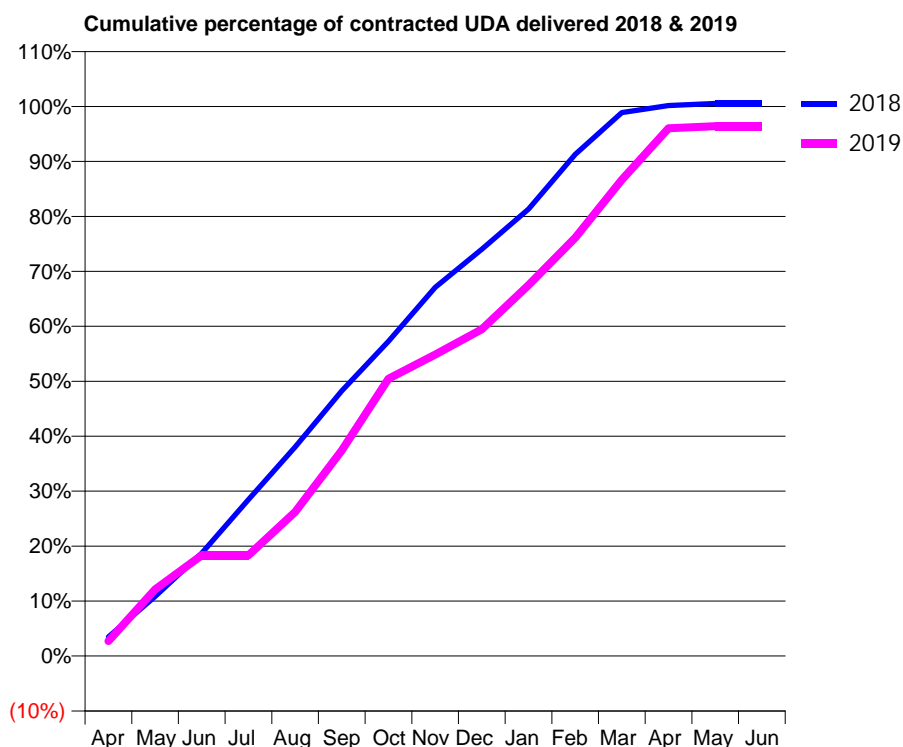
18/19 Contracted general activity (UDA)	5,014
Carry forward general activity (UDA)	-28
18/19 Contracted orthodontic activity (UOA)	0
Carry forward orthodontic activity (UOA)	0
Baseline contract value	£135,416.96

ACCESS*

Patients seen in 24 months	Total	Change since previous quarter
Quarter ending March 2018	1,028	
Quarter ending June 2018	1,018	→
Quarter ending September 2018	1,031	→
Quarter ending December 2018	1,006	↓
Quarter ending March 2019	988	↓
Variance since March 2018	(3.9%)	↓



ACTIVITY



Month	Adjusted Scheduled Activity (UDA)	
	2018	2019
April	175	137
May	545	609
June	938	919
July	1,428	919
August	1,909	1,315
September	2,418	1,876
October	2,870	2,531
November	3,364	2,751
December	3,712	2,980
January	4,077	3,385
February	4,577	3,816
March	4,958	4,344
April	5,023	4,816
May	5,042	4,834
June	5,042	4,834

QUALITY

	Quantity	Base Number	Contract	AT	Region	England
% of FP17s for the same patient ID Re-attending within 3 months - Children	31	260	11.9%	10.0%	11.5%	11.8%
% of FP17s for the same patient ID Re-attending within 3 months - Adults	275	1,205	22.8%	14.5%	15.2%	15.7%
% of FP17s for the same patient ID Re-attending between 3 & 9 months - Children	139	260	53.5%	56.7%	60.2%	58.9%
% of FP17s for the same patient ID Re-attending between 3 & 9 months - Adults	583	1,205	48.4%	50.0%	51.8%	50.8%
% of FP17s for Band 1 Urgent Courses	146	1,543	9.5%	8.7%	8.1%	9.1%
% of FP17s Relating to Free Repair or Replacements	13	1,543	0.8%	0.7%	0.8%	0.8%
% of FP17s Relating to Continuations	21	1,543	1.4%	0.9%	0.9%	0.9%
% of Patients satisfied with the dentistry they have received	0	0	N/A	92.9%	92.7%	92.5%
% of Patients satisfied with the time they had to wait for an appointment	0	0	N/A	87.3%	87.4%	87.0%

* This is based on patients treated on this contract for their most recent course of treatment. Figures in italics indicate the base number of FP17s or Patient Questionnaire responses are less than 100. N/A is shown where the base number of responses is less than 10 during the period. % is calculated as Quantity/Base number*100

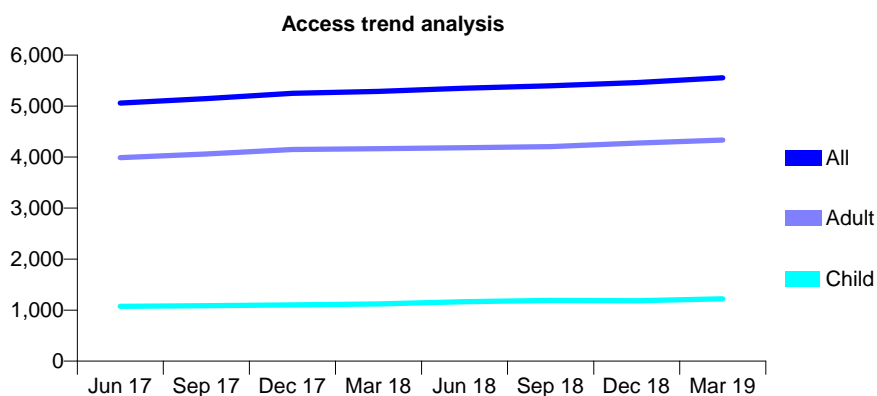
Q57 - Vital Signs At a Glance Contract Report for 822752/0001 - Year end March 2019

Name or company name	MR JJ PATEL
Contract type name	GDS Contract
Purpose of contract	General
Contract start date	01/04/2006
Contract end date	

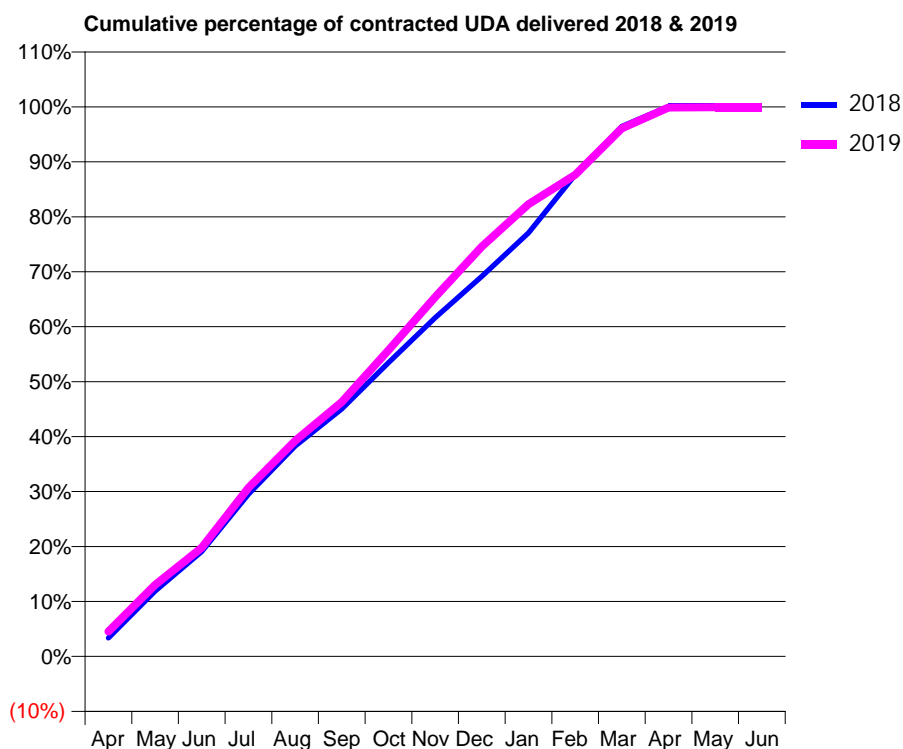
18/19 Contracted general activity (UDA)	17,113
Carry forward general activity (UDA)	-15
18/19 Contracted orthodontic activity (UOA)	0
Carry forward orthodontic activity (UOA)	0
Baseline contract value	£449,522.09

ACCESS*

Patients seen in 24 months	Total	Change since previous quarter
Quarter ending March 2018	5,288	
Quarter ending June 2018	5,350	→
Quarter ending September 2018	5,397	→
Quarter ending December 2018	5,460	→
Quarter ending March 2019	5,555	→
Variance since March 2018	5.0%	↑



ACTIVITY



Month	Adjusted Scheduled Activity (UDA)	
	2018	2019
April	573	773
May	2,038	2,232
June	3,268	3,387
July	5,052	5,253
August	6,549	6,715
September	7,705	7,923
October	9,146	9,536
November	10,546	11,189
December	11,834	12,758
January	13,193	14,080
February	14,996	14,997
March	16,501	16,443
April	17,127	17,090
May	17,127	17,105
June	17,128	17,105

QUALITY

	Quantity	Base Number	Contract	AT	Region	England
% of FP17s for the same patient ID Re-attending within 3 months - Children	130	2,065	6.3%	10.0%	11.5%	11.8%
% of FP17s for the same patient ID Re-attending within 3 months - Adults	1,084	7,107	15.3%	14.5%	15.2%	15.7%
% of FP17s for the same patient ID Re-attending between 3 & 9 months - Children	1,458	2,065	70.6%	56.7%	60.2%	58.9%
% of FP17s for the same patient ID Re-attending between 3 & 9 months - Adults	4,651	7,107	65.4%	50.0%	51.8%	50.8%
% of FP17s for Band 1 Urgent Courses	787	9,246	8.5%	8.7%	8.1%	9.1%
% of FP17s Relating to Free Repair or Replacements	123	9,246	1.3%	0.7%	0.8%	0.8%
% of FP17s Relating to Continuations	78	9,246	0.8%	0.9%	0.9%	0.9%
% of Patients satisfied with the dentistry they have received	4	4	N/A	92.9%	92.7%	92.5%
% of Patients satisfied with the time they had to wait for an appointment	4	4	N/A	87.3%	87.4%	87.0%

* This is based on patients treated on this contract for their most recent course of treatment. Figures in italics indicate the base number of FP17s or Patient Questionnaire responses are less than 100. N/A is shown where the base number of responses is less than 10 during the period. % is calculated as Quantity/Base number*100

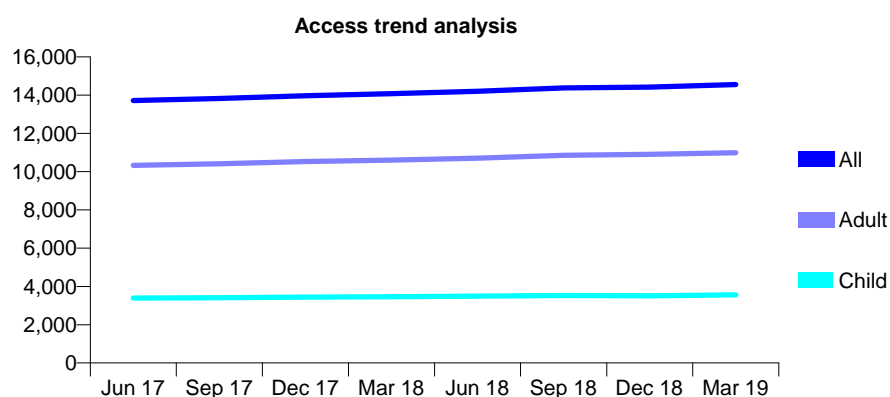
Q57 - Vital Signs At a Glance Contract Report for 825948/0007 - Year end March 2019

Name or company name	MR JK KOTECHEA
Contract type name	GDS Contract
Purpose of contract	General
Contract start date	01/02/2010
Contract end date	

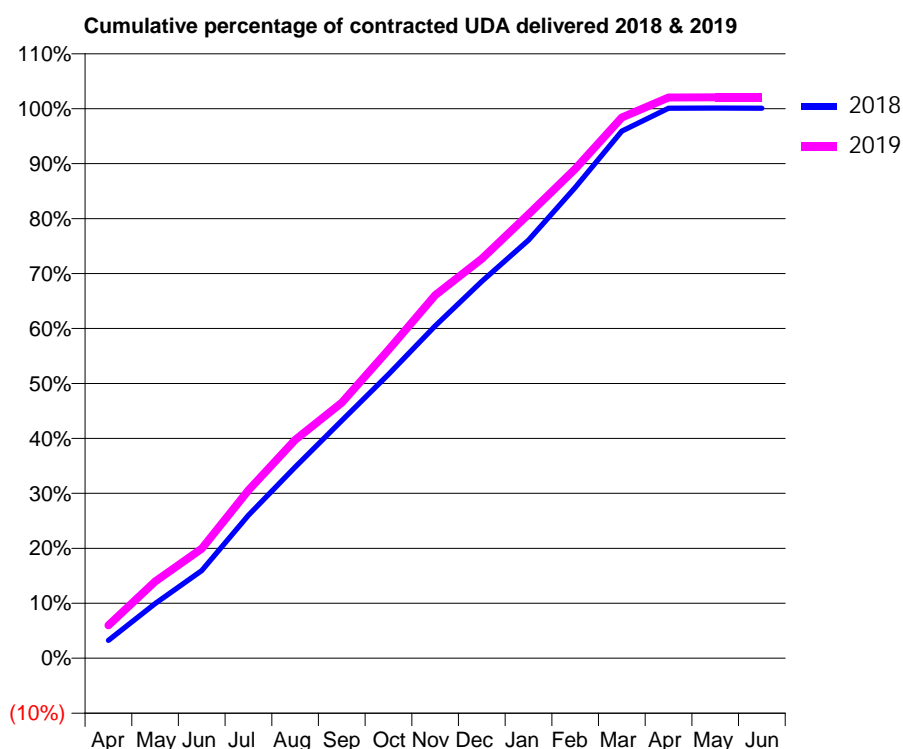
18/19 Contracted general activity (UDA)	41,204
Carry forward general activity (UDA)	-28
18/19 Contracted orthodontic activity (UOA)	0
Carry forward orthodontic activity (UOA)	0
Baseline contract value	£1,147,321.68

ACCESS*

Patients seen in 24 months	Total	Change since previous quarter
Quarter ending March 2018	14,069	
Quarter ending June 2018	14,197	→
Quarter ending September 2018	14,376	→
Quarter ending December 2018	14,421	→
Quarter ending March 2019	14,555	→
Variance since March 2018	3.5%	↑



ACTIVITY



Month	Adjusted Scheduled Activity (UDA)	
	2018	2019
April	1,348	2,466
May	4,093	5,755
June	6,570	8,216
July	10,722	12,597
August	14,334	16,373
September	17,809	19,163
October	21,282	23,108
November	24,923	27,224
December	28,248	29,945
January	31,355	33,279
February	35,291	36,693
March	39,525	40,543
April	41,240	42,036
May	41,246	42,050
June	41,232	42,051

QUALITY

	Quantity	Base Number	Contract	AT	Region	England
% of FP17s for the same patient ID Re-attending within 3 months - Children	360	5,485	6.6%	10.0%	11.5%	11.8%
% of FP17s for the same patient ID Re-attending within 3 months - Adults	1,271	13,740	9.3%	14.5%	15.2%	15.7%
% of FP17s for the same patient ID Re-attending between 3 & 9 months - Children	3,451	5,485	62.9%	56.7%	60.2%	58.9%
% of FP17s for the same patient ID Re-attending between 3 & 9 months - Adults	7,300	13,740	53.1%	50.0%	51.8%	50.8%
% of FP17s for Band 1 Urgent Courses	1,134	19,200	5.9%	8.7%	8.1%	9.1%
% of FP17s Relating to Free Repair or Replacements	136	19,200	0.7%	0.7%	0.8%	0.8%
% of FP17s Relating to Continuations	102	19,200	0.5%	0.9%	0.9%	0.9%
% of Patients satisfied with the dentistry they have received	10	10	100.0%	92.9%	92.7%	92.5%
% of Patients satisfied with the time they had to wait for an appointment	8	10	80.0%	87.3%	87.4%	87.0%

* This is based on patients treated on this contract for their most recent course of treatment.

Figures in italics indicate the base number of FP17s or Patient Questionnaire responses are less than 100. N/A is shown where the base number of responses is less than 10 during the period. % is calculated as Quantity/Base number*100

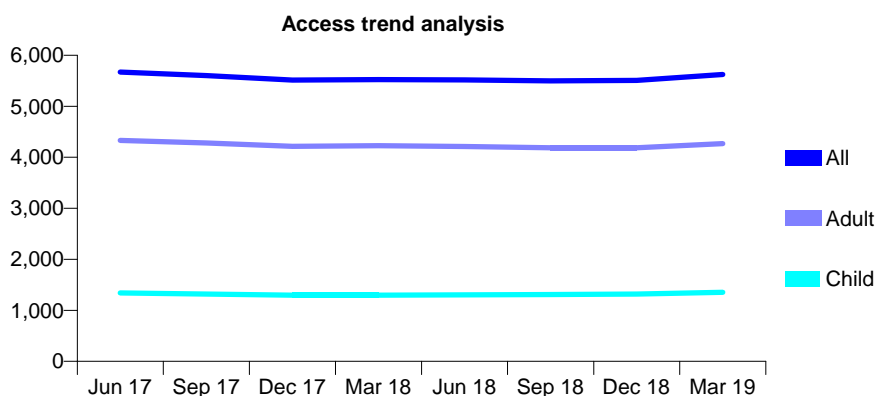
Q57 - Vital Signs At a Glance Contract Report for 825948/0011 - Year end March 2019

Name or company name	MR JK KOTECHA
Contract type name	GDS Contract
Purpose of contract	General
Contract start date	01/07/2013
Contract end date	

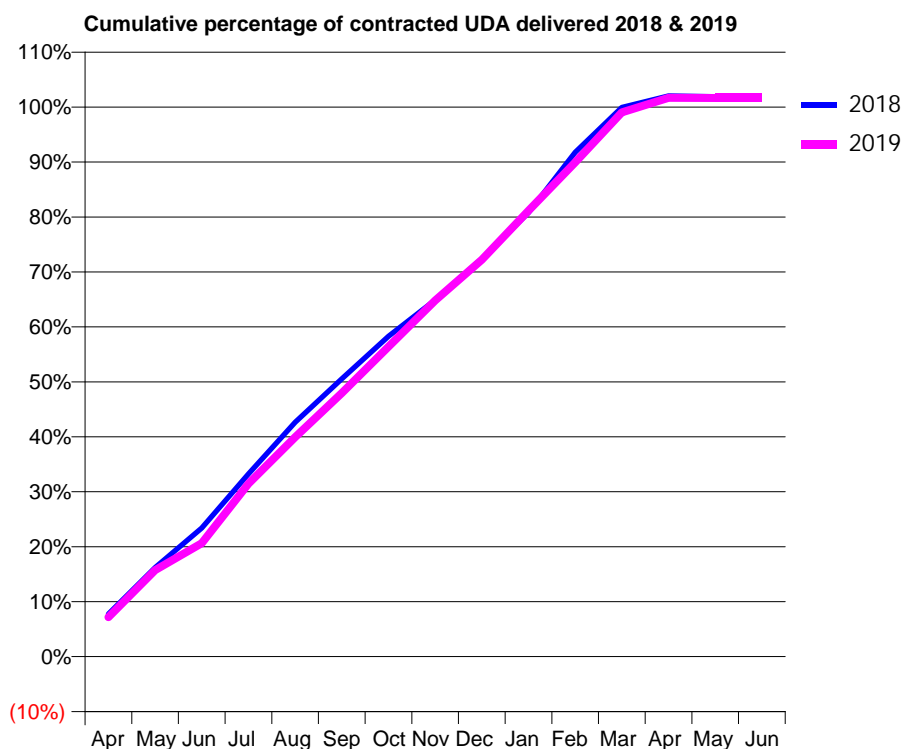
18/19 Contracted general activity (UDA)	14,882
Carry forward general activity (UDA)	-282
18/19 Contracted orthodontic activity (UOA)	0
Carry forward orthodontic activity (UOA)	0
Baseline contract value	£428,256.30

ACCESS*

Patients seen in 24 months	Total	Change since previous quarter
Quarter ending March 2018	5,523	
Quarter ending June 2018	5,517	→
Quarter ending September 2018	5,497	→
Quarter ending December 2018	5,507	→
Quarter ending March 2019	5,621	↑
Variance since March 2018	1.8%	→



ACTIVITY



Month	Adjusted Scheduled Activity (UDA)	
	2018	2019
April	1,156	1,071
May	2,409	2,340
June	3,484	3,070
July	4,947	4,681
August	6,346	5,947
September	7,520	7,133
October	8,673	8,396
November	9,660	9,644
December	10,771	10,745
January	12,023	12,075
February	13,660	13,387
March	14,875	14,738
April	15,185	15,130
May	15,164	15,125
June	15,164	15,125

QUALITY

	Quantity	Base Number	Contract	AT	Region	England
% of FP17s for the same patient ID Re-attending within 3 months - Children	84	2,078	4.0%	10.0%	11.5%	11.8%
% of FP17s for the same patient ID Re-attending within 3 months - Adults	410	6,317	6.5%	14.5%	15.2%	15.7%
% of FP17s for the same patient ID Re-attending between 3 & 9 months - Children	1,375	2,078	66.2%	56.7%	60.2%	58.9%
% of FP17s for the same patient ID Re-attending between 3 & 9 months - Adults	4,448	6,317	70.4%	50.0%	51.8%	50.8%
% of FP17s for Band 1 Urgent Courses	284	8,400	3.4%	8.7%	8.1%	9.1%
% of FP17s Relating to Free Repair or Replacements	67	8,400	0.8%	0.7%	0.8%	0.8%
% of FP17s Relating to Continuations	11	8,400	0.1%	0.9%	0.9%	0.9%
% of Patients satisfied with the dentistry they have received	1	1	N/A	92.9%	92.7%	92.5%
% of Patients satisfied with the time they had to wait for an appointment	1	1	N/A	87.3%	87.4%	87.0%

* This is based on patients treated on this contract for their most recent course of treatment. Figures in italics indicate the base number of FP17s or Patient Questionnaire responses are less than 100. N/A is shown where the base number of responses is less than 10 during the period. % is calculated as Quantity/Base number*100

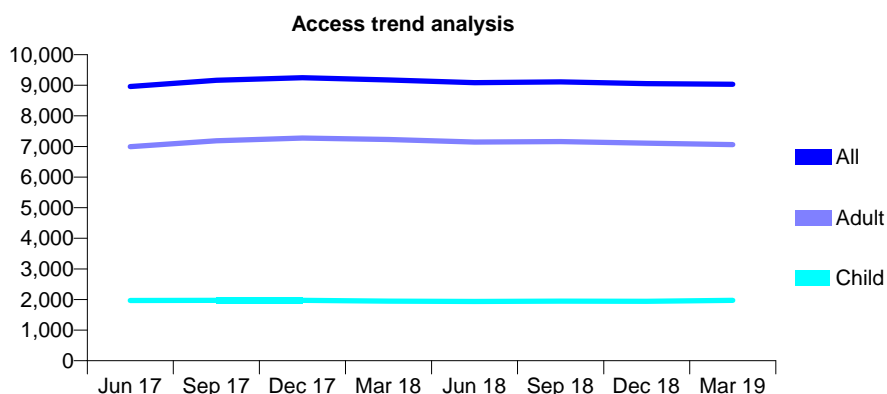
Q57 - Vital Signs At a Glance Contract Report for 825948/0012 - Year end March 2019

Name or company name	MR JK KOTECHA
Contract type name	GDS Contract
Purpose of contract	General
Contract start date	01/08/2015
Contract end date	

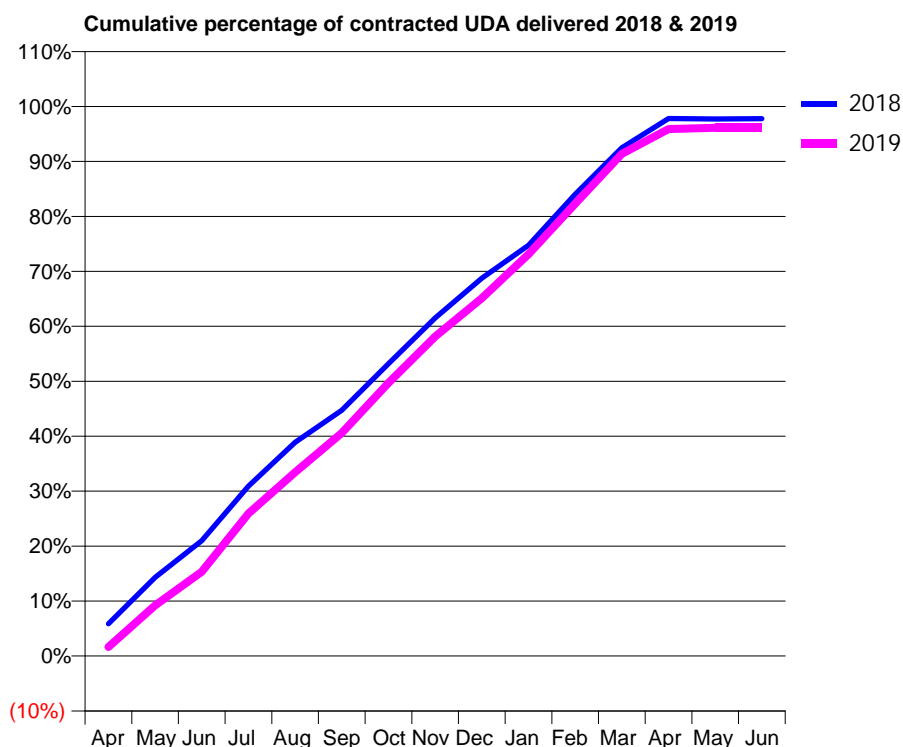
18/19 Contracted general activity (UDA)	24,905
Carry forward general activity (UDA)	552
18/19 Contracted orthodontic activity (UOA)	0
Carry forward orthodontic activity (UOA)	0
Baseline contract value	£837,959.46

ACCESS*

Patients seen in 24 months	Total	Change since previous quarter
Quarter ending March 2018	9,173	
Quarter ending June 2018	9,082	→
Quarter ending September 2018	9,111	→
Quarter ending December 2018	9,054	→
Quarter ending March 2019	9,034	→
Variance since March 2018	(1.5%)	↓



ACTIVITY



Month	Adjusted Scheduled Activity (UDA)	
	2018	2019
April	1,461	406
May	3,563	2,297
June	5,227	3,823
July	7,698	6,461
August	9,687	8,334
September	11,134	10,108
October	13,251	12,372
November	15,324	14,481
December	17,116	16,213
January	18,611	18,207
February	20,927	20,497
March	23,032	22,755
April	24,356	23,880
May	24,337	23,936
June	24,353	23,935

QUALITY

	Quantity	Base Number	Contract	AT	Region	England
% of FP17s for the same patient ID Re-attending within 3 months - Children	147	2,998	4.9%	10.0%	11.5%	11.8%
% of FP17s for the same patient ID Re-attending within 3 months - Adults	942	9,629	9.8%	14.5%	15.2%	15.7%
% of FP17s for the same patient ID Re-attending between 3 & 9 months - Children	1,854	2,998	61.8%	56.7%	60.2%	58.9%
% of FP17s for the same patient ID Re-attending between 3 & 9 months - Adults	5,804	9,629	60.3%	50.0%	51.8%	50.8%
% of FP17s for Band 1 Urgent Courses	1,018	12,668	8.0%	8.7%	8.1%	9.1%
% of FP17s Relating to Free Repair or Replacements	125	12,668	1.0%	0.7%	0.8%	0.8%
% of FP17s Relating to Continuations	77	12,668	0.6%	0.9%	0.9%	0.9%
% of Patients satisfied with the dentistry they have received	7	8	N/A	92.9%	92.7%	92.5%
% of Patients satisfied with the time they had to wait for an appointment	7	8	N/A	87.3%	87.4%	87.0%

* This is based on patients treated on this contract for their most recent course of treatment.

Figures in italics indicate the base number of FP17s or Patient Questionnaire responses are less than 100. N/A is shown where the base number of responses is less than 10 during the period. % is calculated as Quantity/Base number*100

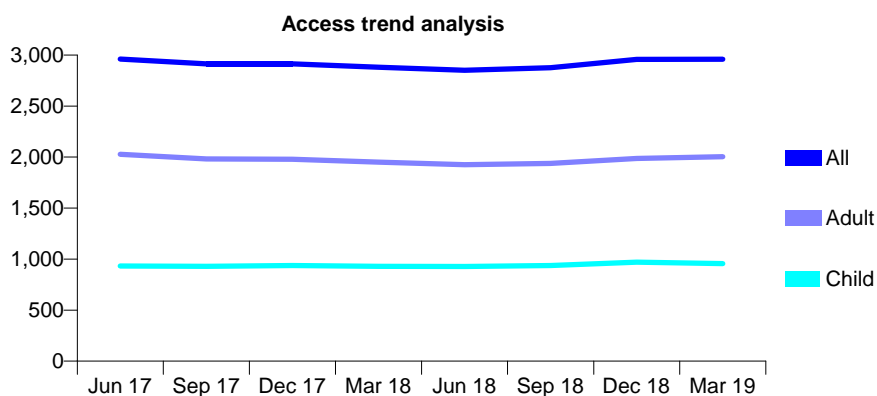
Q57 - Vital Signs At a Glance Contract Report for 843482/0001 - Year end March 2019

Name or company name	Country Park Dental Practice
Contract type name	GDS Contract
Purpose of contract	General
Contract start date	01/04/2006
Contract end date	

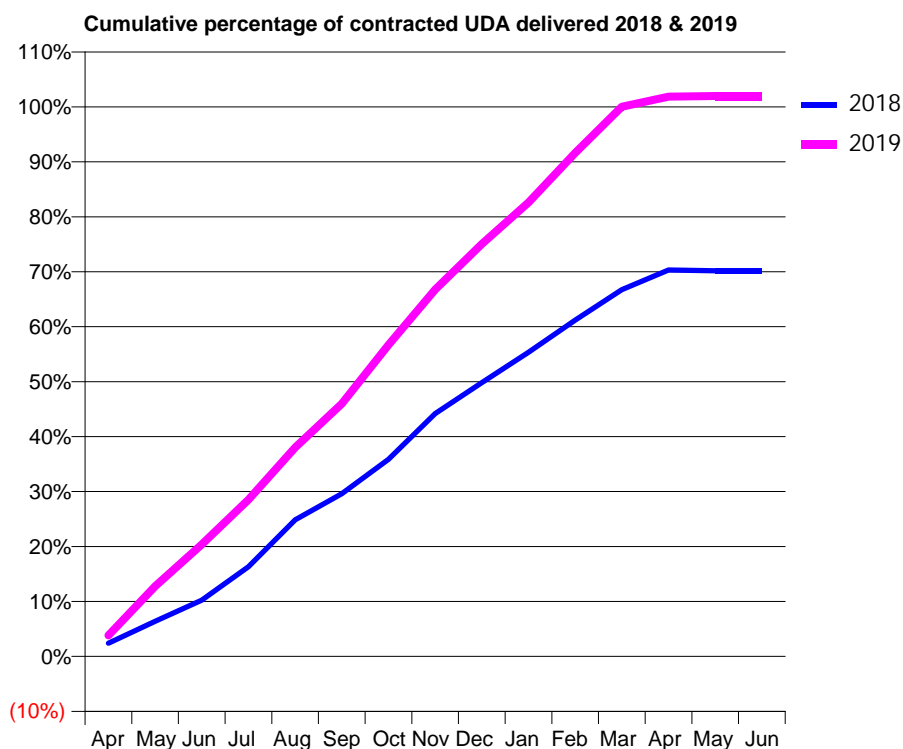
18/19 Contracted general activity (UDA)	9,158
Carry forward general activity (UDA)	0
18/19 Contracted orthodontic activity (UOA)	0
Carry forward orthodontic activity (UOA)	0
Baseline contract value	£290,834.29

ACCESS*

Patients seen in 24 months	Total	Change since previous quarter
Quarter ending March 2018	2,880	
Quarter ending June 2018	2,852	→
Quarter ending September 2018	2,876	→
Quarter ending December 2018	2,957	↑
Quarter ending March 2019	2,959	→
Variance since March 2018	2.7%	↑



ACTIVITY



Month	Adjusted Scheduled Activity (UDA)	
	2018	2019
April	277	351
May	732	1,170
June	1,170	1,865
July	1,868	2,613
August	2,845	3,480
September	3,391	4,210
October	4,107	5,189
November	5,060	6,115
December	5,701	6,871
January	6,336	7,564
February	7,008	8,394
March	7,640	9,159
April	8,048	9,328
May	8,032	9,340
June	8,032	9,340

QUALITY

	Quantity	Base Number	Contract	AT	Region	England
% of FP17s for the same patient ID Re-attending within 3 months - Children	57	1,323	4.3%	10.0%	11.5%	11.8%
% of FP17s for the same patient ID Re-attending within 3 months - Adults	214	2,312	9.3%	14.5%	15.2%	15.7%
% of FP17s for the same patient ID Re-attending between 3 & 9 months - Children	806	1,323	60.9%	56.7%	60.2%	58.9%
% of FP17s for the same patient ID Re-attending between 3 & 9 months - Adults	1,108	2,312	47.9%	50.0%	51.8%	50.8%
% of FP17s for Band 1 Urgent Courses	158	3,591	4.4%	8.7%	8.1%	9.1%
% of FP17s Relating to Free Repair or Replacements	13	3,591	0.4%	0.7%	0.8%	0.8%
% of FP17s Relating to Continuations	10	3,591	0.3%	0.9%	0.9%	0.9%
% of Patients satisfied with the dentistry they have received	2	2	N/A	92.9%	92.7%	92.5%
% of Patients satisfied with the time they had to wait for an appointment	2	2	N/A	87.3%	87.4%	87.0%

* This is based on patients treated on this contract for their most recent course of treatment. Figures in italics indicate the base number of FP17s or Patient Questionnaire responses are less than 100. N/A is shown where the base number of responses is less than 10 during the period. % is calculated as Quantity/Base number*100

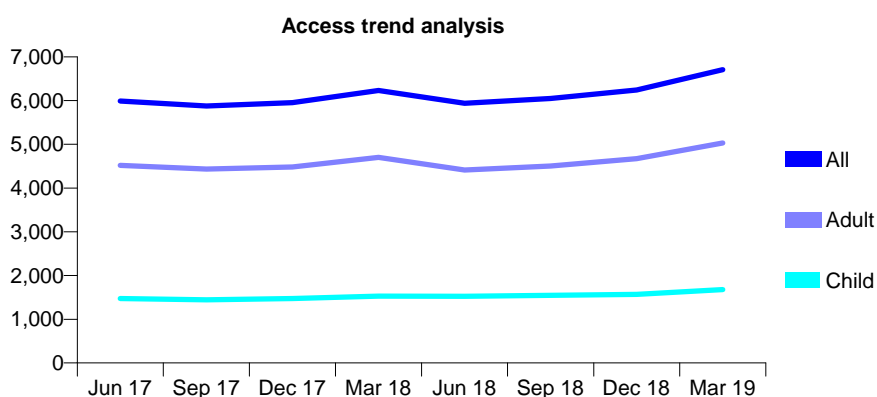
Q57 - Vital Signs At a Glance Contract Report for 843865/0001 - Year end March 2019

Name or company name	MR S MARZBANI
Contract type name	GDS Contract
Purpose of contract	General
Contract start date	01/04/2006
Contract end date	

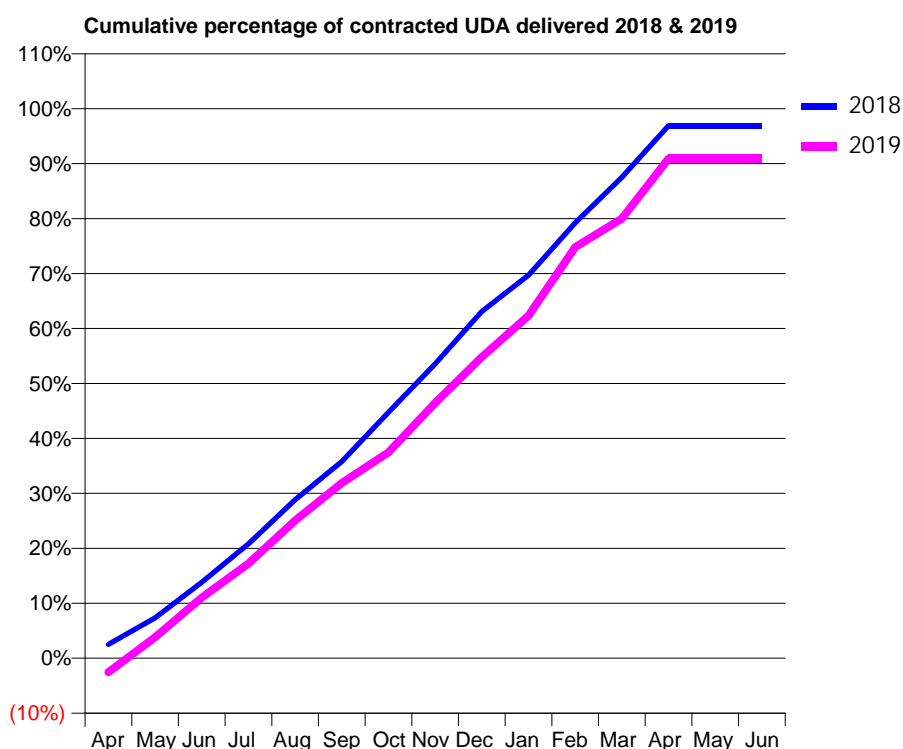
18/19 Contracted general activity (UDA)	17,715
Carry forward general activity (UDA)	453
18/19 Contracted orthodontic activity (UOA)	0
Carry forward orthodontic activity (UOA)	0
Baseline contract value	£420,852.48

ACCESS*

Patients seen in 24 months	Total	Change since previous quarter
Quarter ending March 2018	6,230	
Quarter ending June 2018	5,936	↓
Quarter ending September 2018	6,050	→
Quarter ending December 2018	6,241	↑
Quarter ending March 2019	6,709	↑
Variance since March 2018	7.7%	↑



ACTIVITY



Month	2018	2019
April	373	-453
May	1,084	682
June	2,033	1,954
July	3,063	3,051
August	4,245	4,440
September	5,265	5,645
October	6,584	6,636
November	7,884	8,231
December	9,286	9,706
January	10,257	11,040
February	11,658	13,249
March	12,876	14,172
April	14,261	16,105
May	14,262	16,105
June	14,262	16,105

QUALITY

	Quantity	Base Number	Contract	AT	Region	England
% of FP17s for the same patient ID Re-attending within 3 months - Children	116	2,335	5.0%	10.0%	11.5%	11.8%
% of FP17s for the same patient ID Re-attending within 3 months - Adults	534	6,161	8.7%	14.5%	15.2%	15.7%
% of FP17s for the same patient ID Re-attending between 3 & 9 months - Children	1,335	2,335	57.2%	56.7%	60.2%	58.9%
% of FP17s for the same patient ID Re-attending between 3 & 9 months - Adults	3,244	6,161	52.7%	50.0%	51.8%	50.8%
% of FP17s for Band 1 Urgent Courses	338	8,636	3.9%	8.7%	8.1%	9.1%
% of FP17s Relating to Free Repair or Replacements	43	8,636	0.5%	0.7%	0.8%	0.8%
% of FP17s Relating to Continuations	43	8,636	0.5%	0.9%	0.9%	0.9%
% of Patients satisfied with the dentistry they have received	5	6	N/A	92.9%	92.7%	92.5%
% of Patients satisfied with the time they had to wait for an appointment	6	6	N/A	87.3%	87.4%	87.0%

* This is based on patients treated on this contract for their most recent course of treatment.

Figures in italics indicate the base number of FP17s or Patient Questionnaire responses are less than 100. N/A is shown where the base number of responses is less than 10 during the period. % is calculated as Quantity/Base number*100

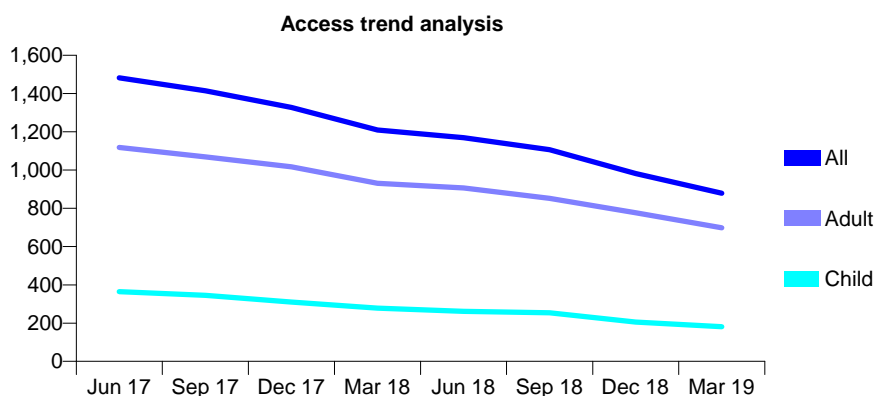
Q57 - Vital Signs At a Glance Contract Report for 854689/0001 - Year end March 2019

Name or company name	MR A RASHID
Contract type name	GDS Contract
Purpose of contract	General
Contract start date	01/04/2006
Contract end date	19/02/2019

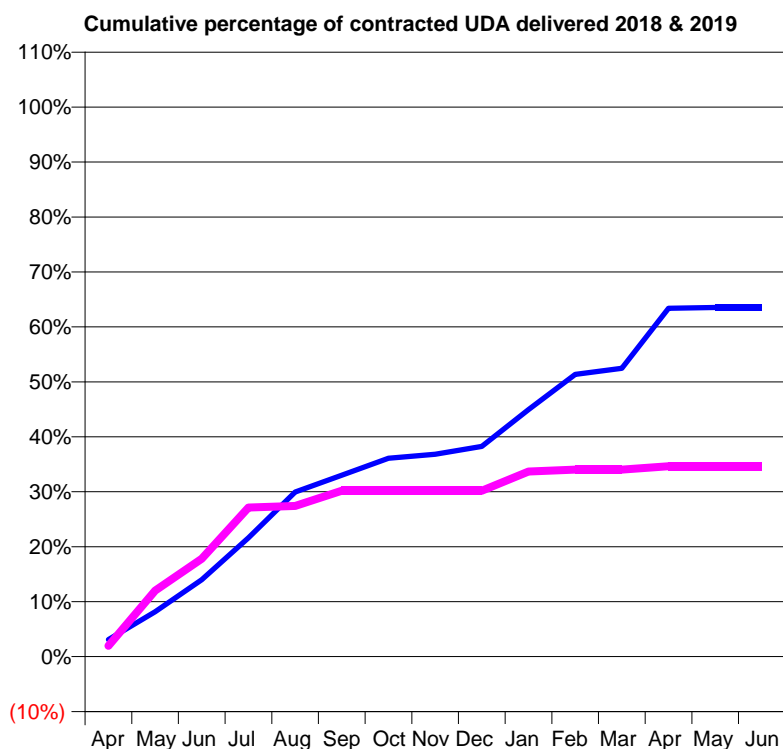
18/19 Contracted general activity (UDA)	6,229
Carry forward general activity (UDA)	0
18/19 Contracted orthodontic activity (UOA)	0
Carry forward orthodontic activity (UOA)	0
Baseline contract value	£146,699.22

ACCESS*

Patients seen in 24 months	Total	Change since previous quarter
Quarter ending March 2018	1,209	
Quarter ending June 2018	1,169	↓
Quarter ending September 2018	1,106	↓
Quarter ending December 2018	982	↓
Quarter ending March 2019	879	↓
Variance since March 2018	(27.3%)	↓



ACTIVITY



Month	Adjusted Scheduled Activity (UDA)	
	2018	2019
April	308	123
May	817	749
June	1,399	1,109
July	2,164	1,689
August	2,996	1,709
September	3,301	1,879
October	3,610	1,879
November	3,682	1,879
December	3,825	1,879
January	4,495	2,097
February	5,136	2,121
March	5,244	2,121
April	6,337	2,158
May	6,354	2,158
June	6,354	2,158

QUALITY

	Quantity	Base Number	Contract	AT	Region	England
% of FP17s for the same patient ID Re-attending within 3 months - Children	11	170	6.5%	10.0%	11.5%	11.8%
% of FP17s for the same patient ID Re-attending within 3 months - Adults	155	665	23.3%	14.5%	15.2%	15.7%
% of FP17s for the same patient ID Re-attending between 3 & 9 months - Children	57	170	33.5%	56.7%	60.2%	58.9%
% of FP17s for the same patient ID Re-attending between 3 & 9 months - Adults	242	665	36.4%	50.0%	51.8%	50.8%
% of FP17s for Band 1 Urgent Courses	150	657	22.8%	8.7%	8.1%	9.1%
% of FP17s Relating to Free Repair or Replacements	30	657	4.6%	0.7%	0.8%	0.8%
% of FP17s Relating to Continuations	4	657	0.6%	0.9%	0.9%	0.9%
% of Patients satisfied with the dentistry they have received	0	0	N/A	92.9%	92.7%	92.5%
% of Patients satisfied with the time they had to wait for an appointment	0	0	N/A	87.3%	87.4%	87.0%

* This is based on patients treated on this contract for their most recent course of treatment. Figures in italics indicate the base number of FP17s or Patient Questionnaire responses are less than 100. N/A is shown where the base number of responses is less than 10 during the period. % is calculated as Quantity/Base number*100

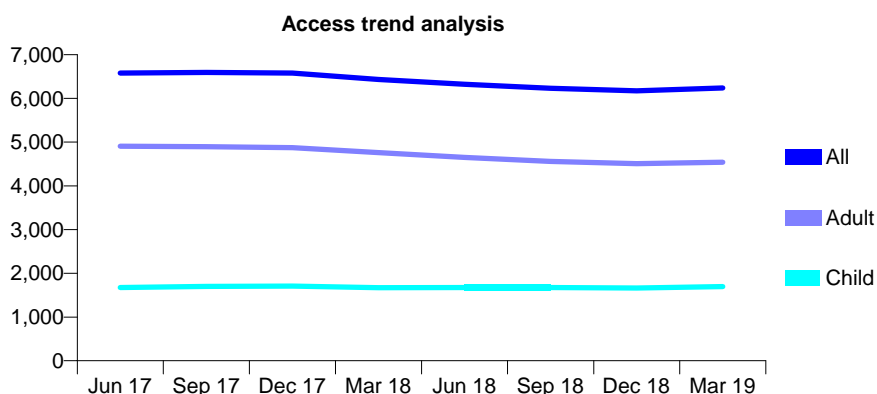
Q57 - Vital Signs At a Glance Contract Report for 855626/0002 - Year end March 2019

Name or company name	Langdon Hills Dental Care
Contract type name	GDS Contract
Purpose of contract	General
Contract start date	13/12/2011
Contract end date	

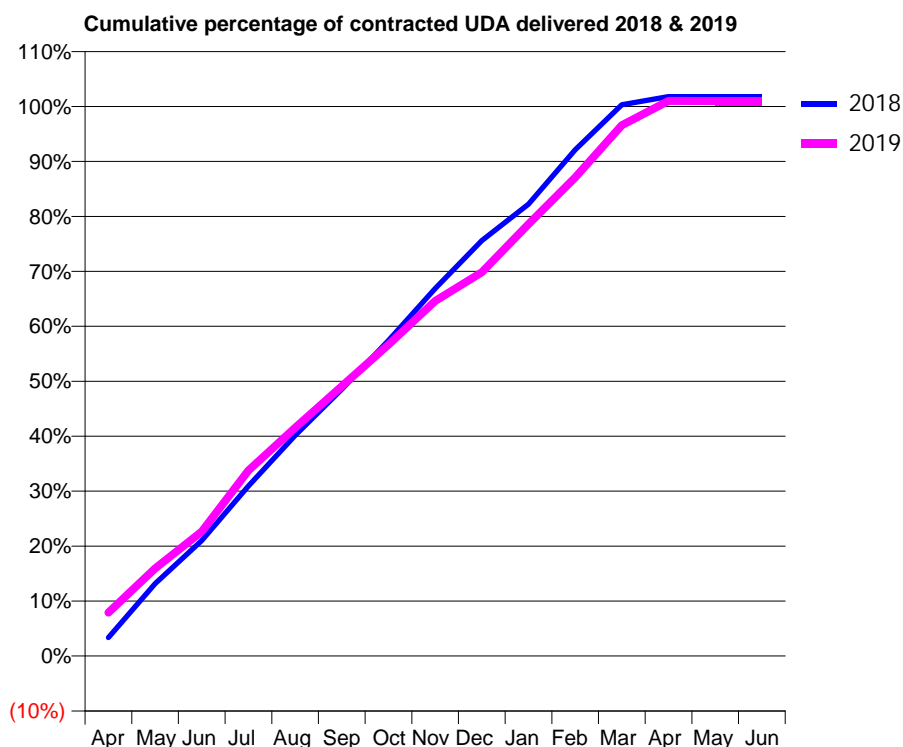
18/19 Contracted general activity (UDA)	15,588
Carry forward general activity (UDA)	-279
18/19 Contracted orthodontic activity (UOA)	0
Carry forward orthodontic activity (UOA)	0
Baseline contract value	£422,470.03

ACCESS*

Patients seen in 24 months	Total	Change since previous quarter
Quarter ending March 2018	6,430	
Quarter ending June 2018	6,324	↓
Quarter ending September 2018	6,229	↓
Quarter ending December 2018	6,173	→
Quarter ending March 2019	6,239	→
Variance since March 2018	(3.0%)	↓



ACTIVITY



Month	Adjusted Scheduled Activity (UDA)	
	2018	2019
April	524	1,234
May	2,057	2,488
June	3,277	3,532
July	4,825	5,265
August	6,258	6,475
September	7,569	7,651
October	8,952	8,830
November	10,422	10,072
December	11,780	10,884
January	12,818	12,249
February	14,361	13,573
March	15,636	15,053
April	15,867	15,745
May	15,867	15,743
June	15,867	15,743

QUALITY

	Quantity	Base Number	Contract	AT	Region	England
% of FP17s for the same patient ID Re-attending within 3 months - Children	157	2,261	6.9%	10.0%	11.5%	11.8%
% of FP17s for the same patient ID Re-attending within 3 months - Adults	770	5,610	13.7%	14.5%	15.2%	15.7%
% of FP17s for the same patient ID Re-attending between 3 & 9 months - Children	1,174	2,261	51.9%	56.7%	60.2%	58.9%
% of FP17s for the same patient ID Re-attending between 3 & 9 months - Adults	2,770	5,610	49.4%	50.0%	51.8%	50.8%
% of FP17s for Band 1 Urgent Courses	637	8,104	7.9%	8.7%	8.1%	9.1%
% of FP17s Relating to Free Repair or Replacements	92	8,104	1.1%	0.7%	0.8%	0.8%
% of FP17s Relating to Continuations	117	8,104	1.4%	0.9%	0.9%	0.9%
% of Patients satisfied with the dentistry they have received	3	3	N/A	92.9%	92.7%	92.5%
% of Patients satisfied with the time they had to wait for an appointment	2	3	N/A	87.3%	87.4%	87.0%

* This is based on patients treated on this contract for their most recent course of treatment. Figures in italics indicate the base number of FP17s or Patient Questionnaire responses are less than 100. N/A is shown where the base number of responses is less than 10 during the period. % is calculated as Quantity/Base number*100

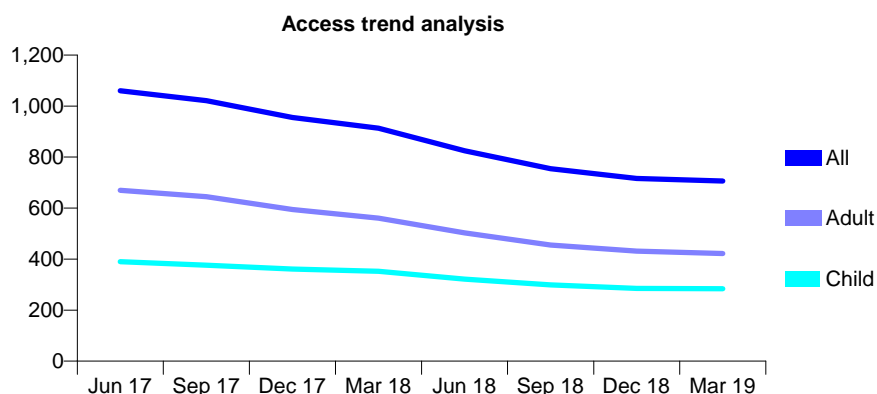
Q57 - Vital Signs At a Glance Contract Report for 861065/0001 - Year end March 2019

Name or company name	MRS DO GAWLEY
Contract type name	GDS Contract
Purpose of contract	General
Contract start date	01/04/2006
Contract end date	

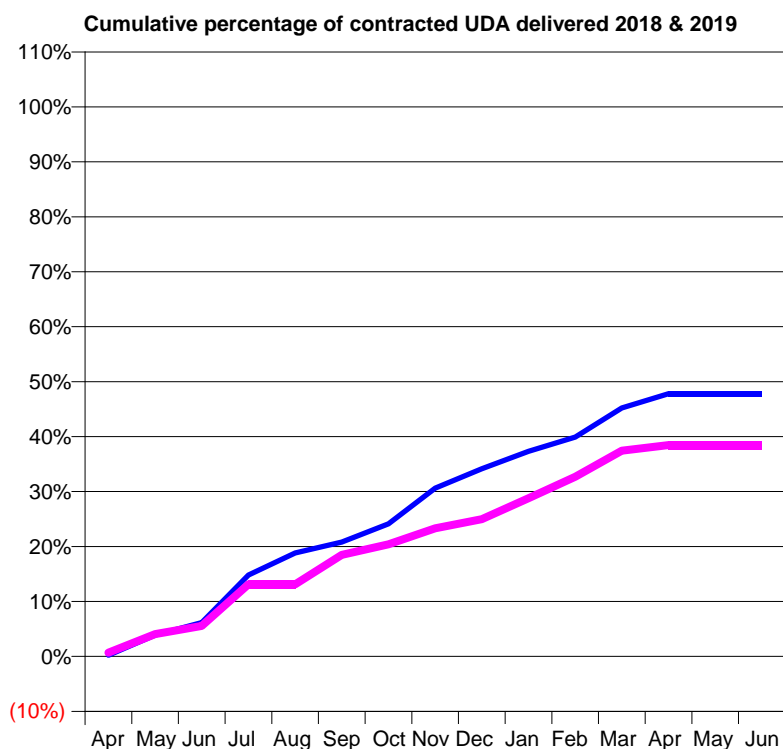
18/19 Contracted general activity (UDA)	4,051
Carry forward general activity (UDA)	0
18/19 Contracted orthodontic activity (UOA)	0
Carry forward orthodontic activity (UOA)	0
Baseline contract value	£101,235.71

ACCESS*

Patients seen in 24 months	Total	Change since previous quarter
Quarter ending March 2018	913	
Quarter ending June 2018	825	↓
Quarter ending September 2018	754	↓
Quarter ending December 2018	716	↓
Quarter ending March 2019	706	↓
Variance since March 2018	(22.7%)	↓



ACTIVITY



Month	Adjusted Scheduled Activity (UDA)	
	2018	2019
April	9	28
May	158	164
June	250	225
July	600	531
August	764	531
September	843	748
October	977	826
November	1,240	945
December	1,384	1,012
January	1,511	1,166
February	1,616	1,325
March	1,832	1,516
April	1,937	1,557
May	1,937	1,557
June	1,937	1,557

QUALITY

	Quantity	Base Number	Contract	AT	Region	England
% of FP17s for the same patient ID Re-attending within 3 months - Children	35	454	7.7%	10.0%	11.5%	11.8%
% of FP17s for the same patient ID Re-attending within 3 months - Adults	93	644	14.4%	14.5%	15.2%	15.7%
% of FP17s for the same patient ID Re-attending between 3 & 9 months - Children	298	454	65.6%	56.7%	60.2%	58.9%
% of FP17s for the same patient ID Re-attending between 3 & 9 months - Adults	453	644	70.3%	50.0%	51.8%	50.8%
% of FP17s for Band 1 Urgent Courses	98	1,076	9.1%	8.7%	8.1%	9.1%
% of FP17s Relating to Free Repair or Replacements	0	1,076	0.0%	0.7%	0.8%	0.8%
% of FP17s Relating to Continuations	20	1,076	1.9%	0.9%	0.9%	0.9%
% of Patients satisfied with the dentistry they have received	0	0	N/A	92.9%	92.7%	92.5%
% of Patients satisfied with the time they had to wait for an appointment	0	0	N/A	87.3%	87.4%	87.0%

* This is based on patients treated on this contract for their most recent course of treatment. Figures in italics indicate the base number of FP17s or Patient Questionnaire responses are less than 100. N/A is shown where the base number of responses is less than 10 during the period. % is calculated as Quantity/Base number*100

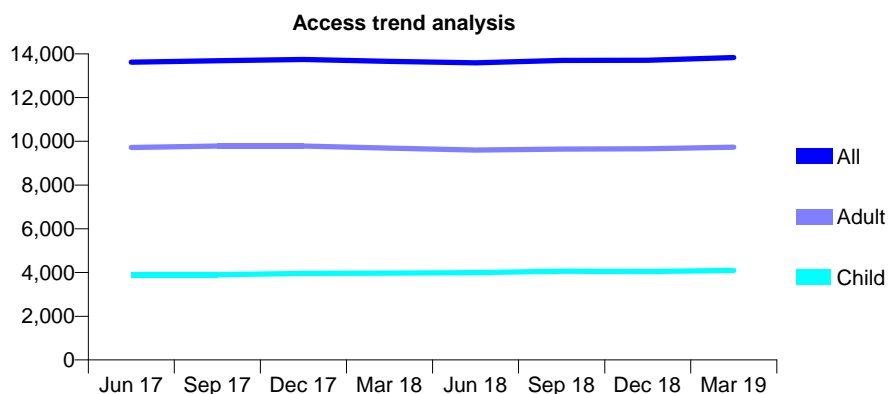
Q57 - Vital Signs At a Glance Contract Report for 866113/0001 - Year end March 2019

Name or company name	MS N KOTTECHA
Contract type name	GDS Contract
Purpose of contract	General
Contract start date	01/05/2015
Contract end date	

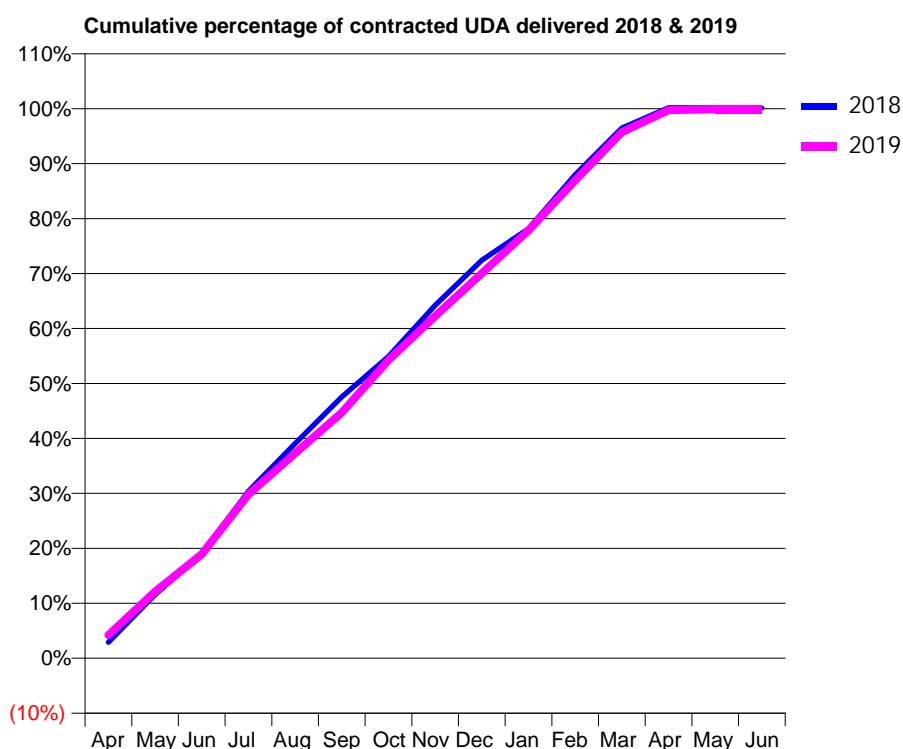
18/19 Contracted general activity (UDA)	36,497
Carry forward general activity (UDA)	-40
18/19 Contracted orthodontic activity (UOA)	0
Carry forward orthodontic activity (UOA)	0
Baseline contract value	£921,510.67

ACCESS*

Patients seen in 24 months	Total	Change since previous quarter
Quarter ending March 2018	13,654	
Quarter ending June 2018	13,591	→
Quarter ending September 2018	13,697	→
Quarter ending December 2018	13,707	→
Quarter ending March 2019	13,831	→
Variance since March 2018	1.3%	→



ACTIVITY



Month	2018	2019
April	1,057	1,533
May	4,234	4,427
June	6,916	6,901
July	11,097	10,884
August	14,256	13,610
September	17,357	16,313
October	20,036	19,798
November	23,443	22,722
December	26,434	25,555
January	28,524	28,406
February	32,115	31,743
March	35,210	34,930
April	36,560	36,399
May	36,548	36,451
June	36,537	36,447

QUALITY

	Quantity	Base Number	Contract	AT	Region	England
% of FP17s for the same patient ID Re-attending within 3 months - Children	333	6,015	5.5%	10.0%	11.5%	11.8%
% of FP17s for the same patient ID Re-attending within 3 months - Adults	1,306	12,563	10.4%	14.5%	15.2%	15.7%
% of FP17s for the same patient ID Re-attending between 3 & 9 months - Children	3,853	6,015	64.1%	56.7%	60.2%	58.9%
% of FP17s for the same patient ID Re-attending between 3 & 9 months - Adults	7,390	12,563	58.8%	50.0%	51.8%	50.8%
% of FP17s for Band 1 Urgent Courses	1,055	18,354	5.7%	8.7%	8.1%	9.1%
% of FP17s Relating to Free Repair or Replacements	118	18,354	0.6%	0.7%	0.8%	0.8%
% of FP17s Relating to Continuations	66	18,354	0.4%	0.9%	0.9%	0.9%
% of Patients satisfied with the dentistry they have received	8	8	N/A	92.9%	92.7%	92.5%
% of Patients satisfied with the time they had to wait for an appointment	6	8	N/A	87.3%	87.4%	87.0%

* This is based on patients treated on this contract for their most recent course of treatment.

Figures in italics indicate the base number of FP17s or Patient Questionnaire responses are less than 100. N/A is shown where the base number of responses is less than 10 during the period. % is calculated as Quantity/Base number*100

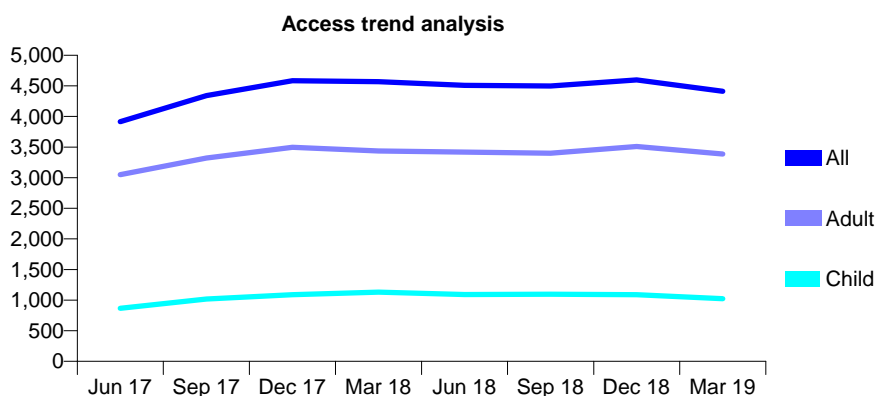
Q57 - Vital Signs At a Glance Contract Report for 890944/0001 - Year end March 2019

Name or company name	MR AF CLOUGH
Contract type name	GDS Contract
Purpose of contract	General
Contract start date	01/04/2006
Contract end date	

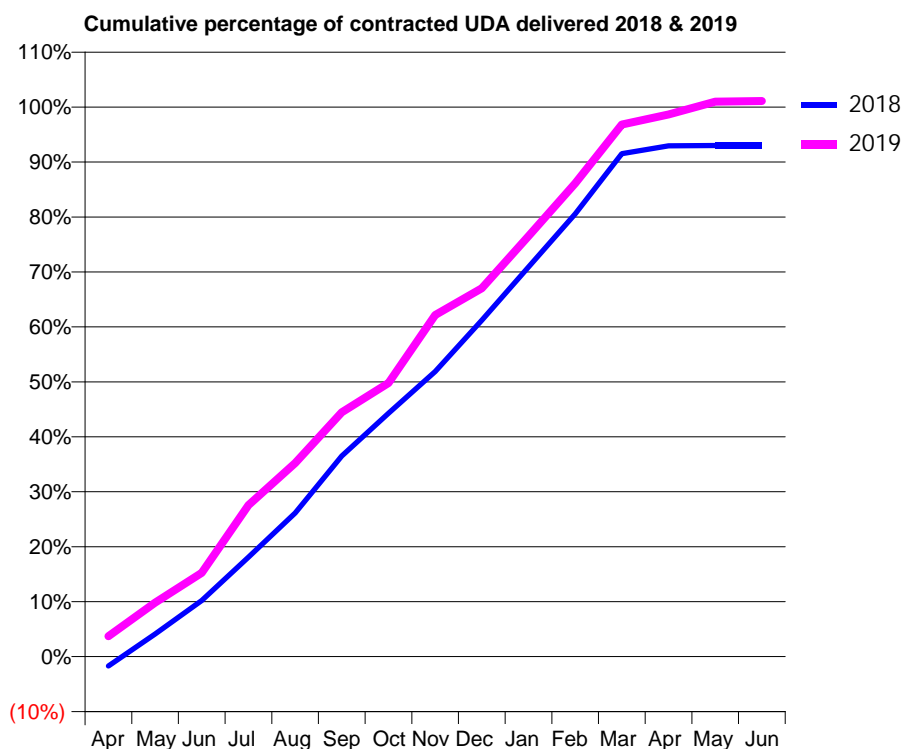
18/19 Contracted general activity (UDA)	11,980
Carry forward general activity (UDA)	0
18/19 Contracted orthodontic activity (UOA)	0
Carry forward orthodontic activity (UOA)	0
Baseline contract value	£344,372.54

ACCESS*

Patients seen in 24 months	Total	Change since previous quarter
Quarter ending March 2018	4,567	
Quarter ending June 2018	4,509	↓
Quarter ending September 2018	4,498	→
Quarter ending December 2018	4,598	↑
Quarter ending March 2019	4,410	↓
Variance since March 2018	(3.4%)	↓



ACTIVITY



Month	Adjusted Scheduled Activity (UDA)	
	2018	2019
April	-207	447
May	495	1,180
June	1,222	1,828
July	2,170	3,301
August	3,134	4,219
September	4,374	5,324
October	5,305	5,964
November	6,218	7,447
December	7,330	8,027
January	8,494	9,169
February	9,650	10,319
March	10,966	11,597
April	11,132	11,819
May	11,143	12,099
June	11,143	12,114

QUALITY

	Quantity	Base Number	Contract	AT	Region	England
% of FP17s for the same patient ID Re-attending within 3 months - Children	55	1,405	3.9%	10.0%	11.5%	11.8%
% of FP17s for the same patient ID Re-attending within 3 months - Adults	349	4,081	8.6%	14.5%	15.2%	15.7%
% of FP17s for the same patient ID Re-attending between 3 & 9 months - Children	782	1,405	55.7%	56.7%	60.2%	58.9%
% of FP17s for the same patient ID Re-attending between 3 & 9 months - Adults	1,546	4,081	37.9%	50.0%	51.8%	50.8%
% of FP17s for Band 1 Urgent Courses	628	5,525	11.4%	8.7%	8.1%	9.1%
% of FP17s Relating to Free Repair or Replacements	29	5,525	0.5%	0.7%	0.8%	0.8%
% of FP17s Relating to Continuations	29	5,525	0.5%	0.9%	0.9%	0.9%
% of Patients satisfied with the dentistry they have received	1	1	N/A	92.9%	92.7%	92.5%
% of Patients satisfied with the time they had to wait for an appointment	0	1	N/A	87.3%	87.4%	87.0%

* This is based on patients treated on this contract for their most recent course of treatment. Figures in italics indicate the base number of FP17s or Patient Questionnaire responses are less than 100. N/A is shown where the base number of responses is less than 10 during the period. % is calculated as Quantity/Base number*100

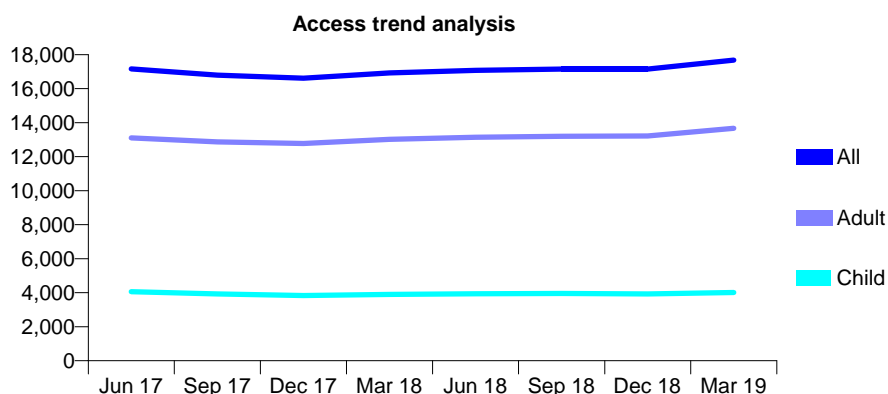
Q57 - Vital Signs At a Glance Contract Report for 890944/0002 - Year end March 2019

Name or company name	MR AF CLOUGH
Contract type name	GDS Contract
Purpose of contract	General
Contract start date	01/04/2006
Contract end date	

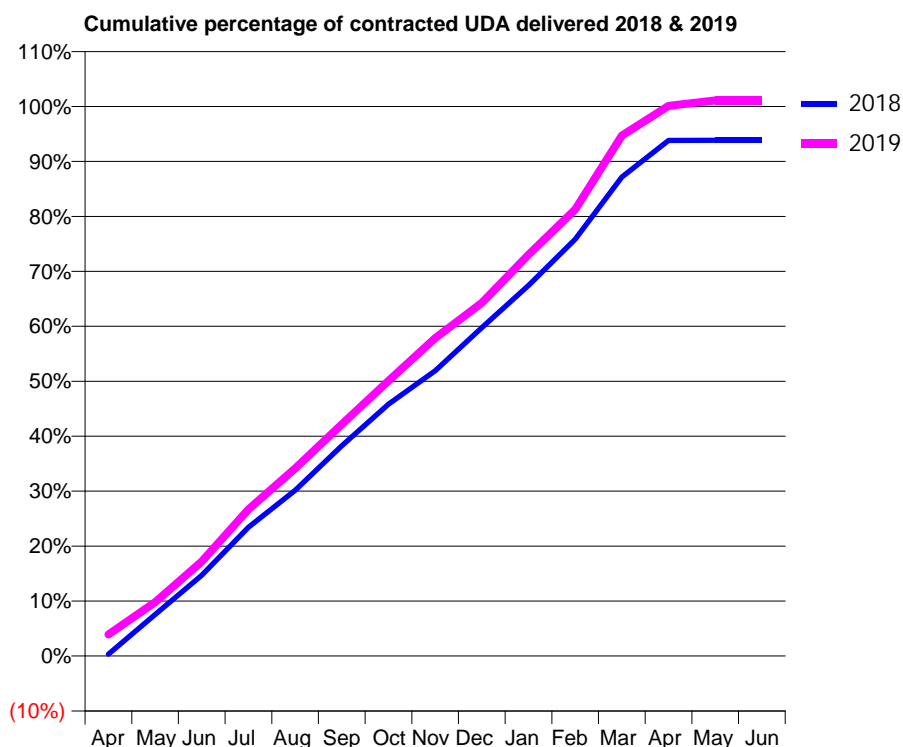
18/19 Contracted general activity (UDA)	45,858
Carry forward general activity (UDA)	0
18/19 Contracted orthodontic activity (UOA)	0
Carry forward orthodontic activity (UOA)	0
Baseline contract value	£1,447,472.92

ACCESS*

Patients seen in 24 months	Total	Change since previous quarter
Quarter ending March 2018	16,930	
Quarter ending June 2018	17,081	→
Quarter ending September 2018	17,152	→
Quarter ending December 2018	17,146	→
Quarter ending March 2019	17,685	↑
Variance since March 2018	4.5%	↑



ACTIVITY



Month	Adjusted Scheduled Activity (UDA)	
	2018	2019
April	152	1,797
May	3,466	4,498
June	6,735	7,884
July	10,747	12,234
August	13,829	15,659
September	17,542	19,332
October	21,016	22,963
November	23,812	26,535
December	27,395	29,476
January	30,923	33,493
February	34,777	37,263
March	39,962	43,414
April	43,023	45,913
May	43,035	46,369
June	43,033	46,366

QUALITY

	Quantity	Base Number	Contract	AT	Region	England
% of FP17s for the same patient ID Re-attending within 3 months - Children	363	5,153	7.0%	10.0%	11.5%	11.8%
% of FP17s for the same patient ID Re-attending within 3 months - Adults	2,926	16,300	18.0%	14.5%	15.2%	15.7%
% of FP17s for the same patient ID Re-attending between 3 & 9 months - Children	2,543	5,153	49.3%	56.7%	60.2%	58.9%
% of FP17s for the same patient ID Re-attending between 3 & 9 months - Adults	5,308	16,300	32.6%	50.0%	51.8%	50.8%
% of FP17s for Band 1 Urgent Courses	4,065	21,433	19.0%	8.7%	8.1%	9.1%
% of FP17s Relating to Free Repair or Replacements	230	21,433	1.1%	0.7%	0.8%	0.8%
% of FP17s Relating to Continuations	195	21,433	0.9%	0.9%	0.9%	0.9%
% of Patients satisfied with the dentistry they have received	7	9	N/A	92.9%	92.7%	92.5%
% of Patients satisfied with the time they had to wait for an appointment	7	9	N/A	87.3%	87.4%	87.0%

* This is based on patients treated on this contract for their most recent course of treatment.

Figures in italics indicate the base number of FP17s or Patient Questionnaire responses are less than 100. N/A is shown where the base number of responses is less than 10 during the period. % is calculated as Quantity/Base number*100

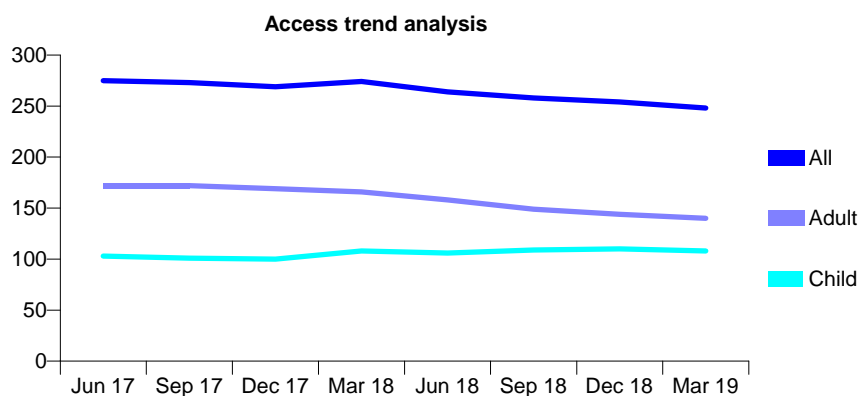
Q57 - Vital Signs At a Glance Contract Report for 907456/0001 - Year end March 2019

Name or company name	MR NV PANDYA
Contract type name	GDS Contract
Purpose of contract	General
Contract start date	01/04/2006
Contract end date	

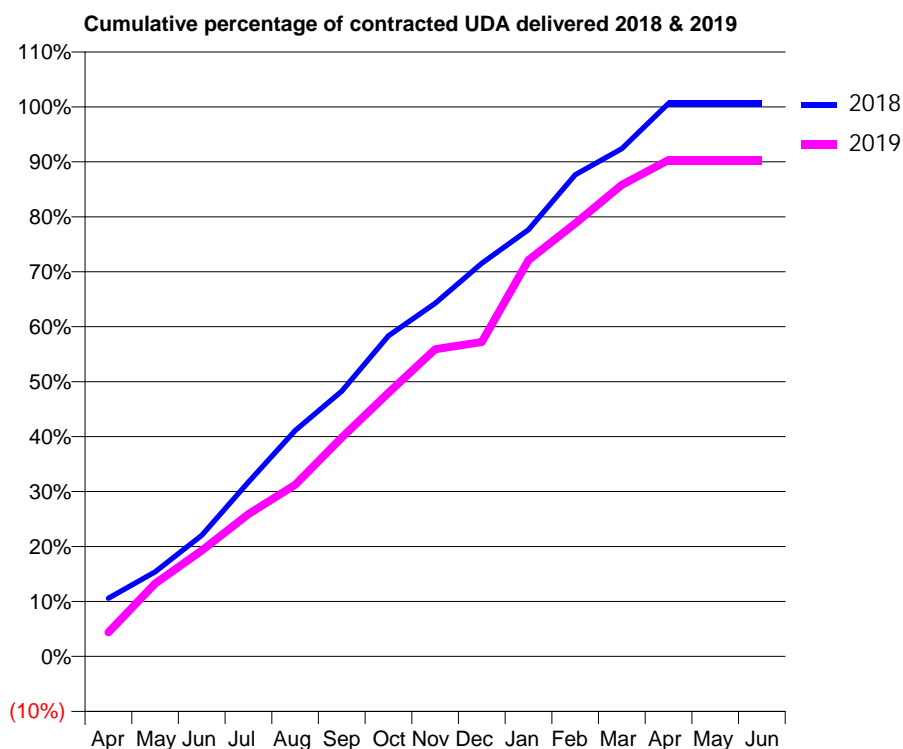
18/19 Contracted general activity (UDA)	621
Carry forward general activity (UDA)	-4
18/19 Contracted orthodontic activity (UOA)	0
Carry forward orthodontic activity (UOA)	0
Baseline contract value	£16,767.50

ACCESS*

Patients seen in 24 months	Total	Change since previous quarter
Quarter ending March 2018	274	
Quarter ending June 2018	264	↓
Quarter ending September 2018	258	↓
Quarter ending December 2018	254	↓
Quarter ending March 2019	248	↓
Variance since March 2018	(9.5%)	↓



ACTIVITY



Month	Adjusted Scheduled Activity (UDA)	
	2018	2019
April	66	27
May	96	82
June	137	120
July	197	161
August	255	194
September	300	247
October	362	298
November	399	347
December	444	355
January	482	448
February	544	489
March	574	533
April	625	561
May	625	561
June	625	561

QUALITY

	Quantity	Base Number	Contract	AT	Region	England
% of FP17s for the same patient ID Re-attending within 3 months - Children	12	159	7.5%	10.0%	11.5%	11.8%
% of FP17s for the same patient ID Re-attending within 3 months - Adults	47	220	21.4%	14.5%	15.2%	15.7%
% of FP17s for the same patient ID Re-attending between 3 & 9 months - Children	88	159	55.3%	56.7%	60.2%	58.9%
% of FP17s for the same patient ID Re-attending between 3 & 9 months - Adults	118	220	53.6%	50.0%	51.8%	50.8%
% of FP17s for Band 1 Urgent Courses	19	370	5.1%	8.7%	8.1%	9.1%
% of FP17s Relating to Free Repair or Replacements	2	370	0.5%	0.7%	0.8%	0.8%
% of FP17s Relating to Continuations	7	370	1.9%	0.9%	0.9%	0.9%
% of Patients satisfied with the dentistry they have received	0	0	N/A	92.9%	92.7%	92.5%
% of Patients satisfied with the time they had to wait for an appointment	0	0	N/A	87.3%	87.4%	87.0%

* This is based on patients treated on this contract for their most recent course of treatment. Figures in italics indicate the base number of FP17s or Patient Questionnaire responses are less than 100. N/A is shown where the base number of responses is less than 10 during the period. % is calculated as Quantity/Base number*100

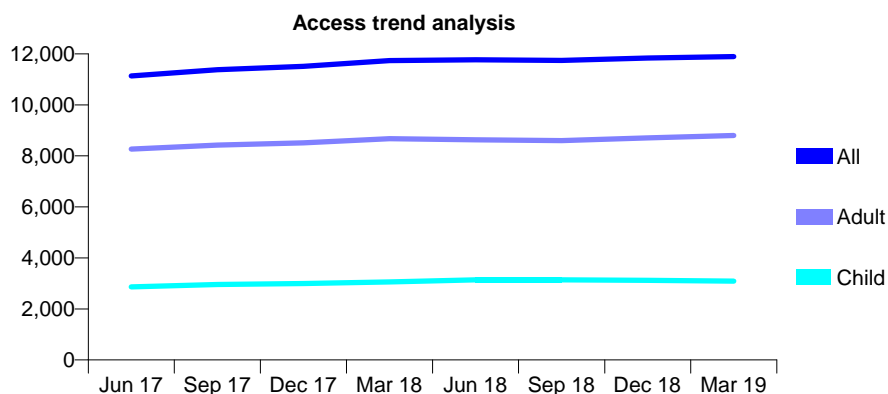
Q57 - Vital Signs At a Glance Contract Report for 911739/0001 - Year end March 2019

Name or company name	The Walden Dental Clinic
Contract type name	GDS Contract
Purpose of contract	General
Contract start date	01/04/2006
Contract end date	

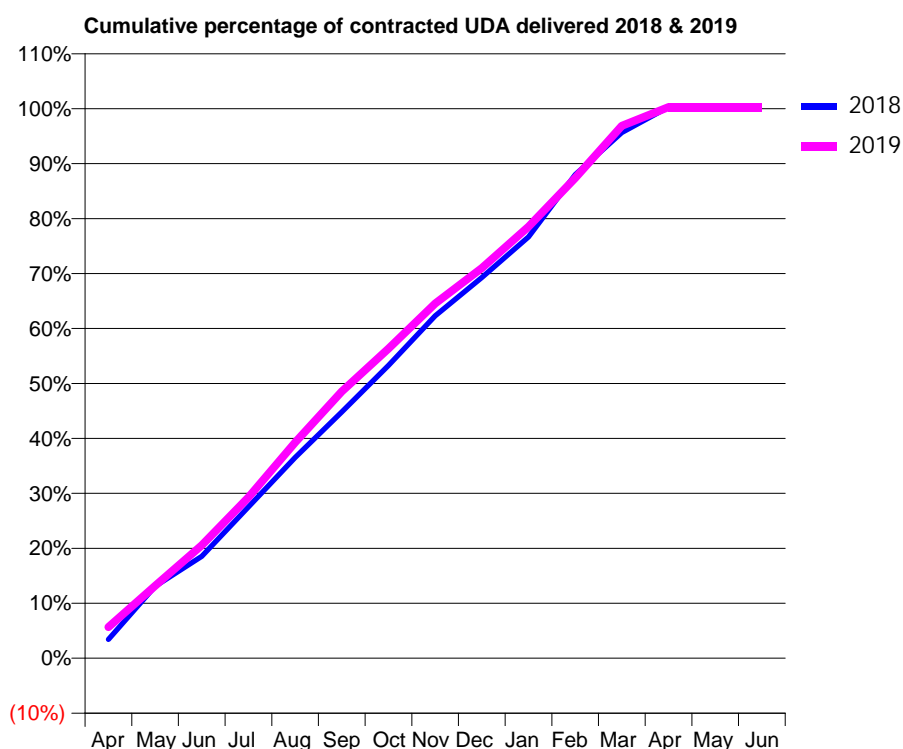
18/19 Contracted general activity (UDA)	28,622
Carry forward general activity (UDA)	-92
18/19 Contracted orthodontic activity (UOA)	0
Carry forward orthodontic activity (UOA)	0
Baseline contract value	£726,345.27

ACCESS*

Patients seen in 24 months	Total	Change since previous quarter
Quarter ending March 2018	11,734	
Quarter ending June 2018	11,769	→
Quarter ending September 2018	11,740	→
Quarter ending December 2018	11,834	→
Quarter ending March 2019	11,894	→
Variance since March 2018	1.4%	→



ACTIVITY



Month	2018	2019
April	980	1,623
May	3,744	3,778
June	5,303	5,881
July	7,880	8,382
August	10,459	11,241
September	12,823	13,890
October	15,249	16,123
November	17,831	18,473
December	19,823	20,317
January	21,945	22,471
February	25,188	25,010
March	27,375	27,724
April	28,705	28,704
May	28,714	28,705
June	28,714	28,705

QUALITY

	Quantity	Base Number	Contract	AT	Region	England
% of FP17s for the same patient ID Re-attending within 3 months - Children	334	4,696	7.1%	10.0%	11.5%	11.8%
% of FP17s for the same patient ID Re-attending within 3 months - Adults	1,519	10,817	14.0%	14.5%	15.2%	15.7%
% of FP17s for the same patient ID Re-attending between 3 & 9 months - Children	2,996	4,696	63.8%	56.7%	60.2%	58.9%
% of FP17s for the same patient ID Re-attending between 3 & 9 months - Adults	5,121	10,817	47.3%	50.0%	51.8%	50.8%
% of FP17s for Band 1 Urgent Courses	1,363	14,546	9.4%	8.7%	8.1%	9.1%
% of FP17s Relating to Free Repair or Replacements	82	14,546	0.6%	0.7%	0.8%	0.8%
% of FP17s Relating to Continuations	34	14,546	0.2%	0.9%	0.9%	0.9%
% of Patients satisfied with the dentistry they have received	9	11	81.8%	92.9%	92.7%	92.5%
% of Patients satisfied with the time they had to wait for an appointment	8	11	72.7%	87.3%	87.4%	87.0%

* This is based on patients treated on this contract for their most recent course of treatment.

Figures in italics indicate the base number of FP17s or Patient Questionnaire responses are less than 100. N/A is shown where the base number of responses is less than 10 during the period. % is calculated as Quantity/Base number*100

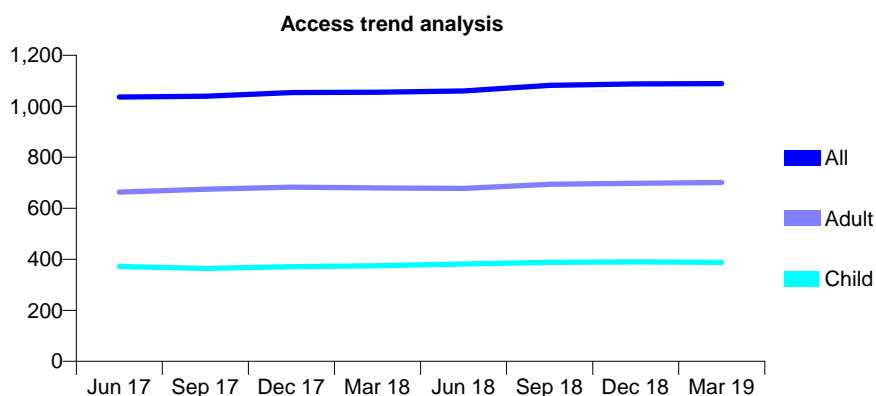
Q57 - Vital Signs At a Glance Contract Report for 913111/0002 - Year end March 2019

Name or company name	MR J SINGH
Contract type name	GDS Contract
Purpose of contract	General
Contract start date	01/04/2009
Contract end date	

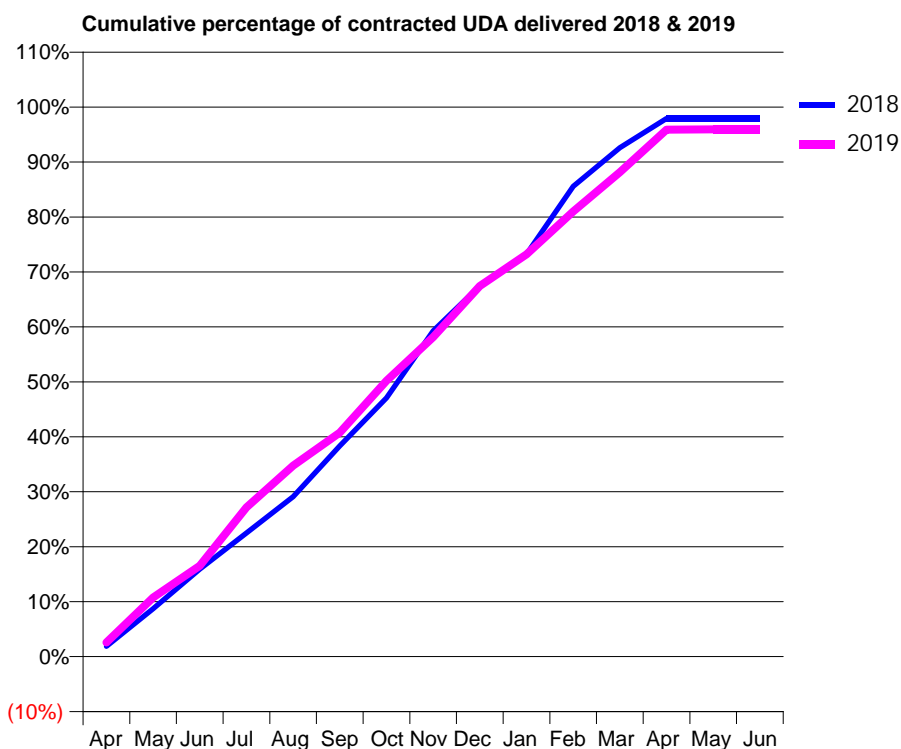
18/19 Contracted general activity (UDA)	2,500
Carry forward general activity (UDA)	52
18/19 Contracted orthodontic activity (UOA)	0
Carry forward orthodontic activity (UOA)	0
Baseline contract value	£61,653.09

ACCESS*

Patients seen in 24 months	Total	Change since previous quarter
Quarter ending March 2018	1,055	
Quarter ending June 2018	1,060	→
Quarter ending September 2018	1,082	↑
Quarter ending December 2018	1,088	→
Quarter ending March 2019	1,089	→
Variance since March 2018	3.2%	↑



ACTIVITY



Month	Adjusted Scheduled Activity (UDA)	
	2018	2019
April	47	64
May	218	269
June	398	413
July	563	679
August	728	869
September	959	1,019
October	1,177	1,255
November	1,482	1,454
December	1,687	1,685
January	1,831	1,830
February	2,139	2,025
March	2,315	2,204
April	2,448	2,397
May	2,448	2,398
June	2,448	2,398

QUALITY

	Quantity	Base Number	Contract	AT	Region	England
% of FP17s for the same patient ID Re-attending within 3 months - Children	20	517	3.9%	10.0%	11.5%	11.8%
% of FP17s for the same patient ID Re-attending within 3 months - Adults	104	874	11.9%	14.5%	15.2%	15.7%
% of FP17s for the same patient ID Re-attending between 3 & 9 months - Children	306	517	59.2%	56.7%	60.2%	58.9%
% of FP17s for the same patient ID Re-attending between 3 & 9 months - Adults	478	874	54.7%	50.0%	51.8%	50.8%
% of FP17s for Band 1 Urgent Courses	37	1,409	2.6%	8.7%	8.1%	9.1%
% of FP17s Relating to Free Repair or Replacements	9	1,409	0.6%	0.7%	0.8%	0.8%
% of FP17s Relating to Continuations	33	1,409	2.3%	0.9%	0.9%	0.9%
% of Patients satisfied with the dentistry they have received	0	0	N/A	92.9%	92.7%	92.5%
% of Patients satisfied with the time they had to wait for an appointment	0	0	N/A	87.3%	87.4%	87.0%

* This is based on patients treated on this contract for their most recent course of treatment. Figures in italics indicate the base number of FP17s or Patient Questionnaire responses are less than 100. N/A is shown where the base number of responses is less than 10 during the period. % is calculated as Quantity/Base number*100

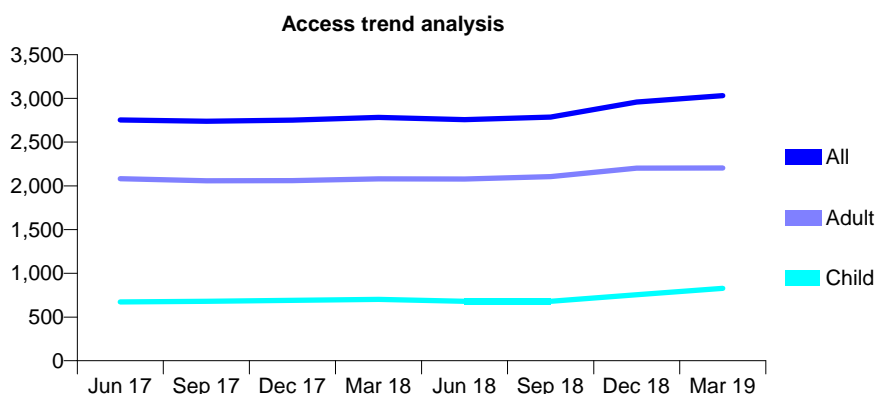
Q57 - Vital Signs At a Glance Contract Report for 913324/0001 - Year end March 2019

Name or company name	Dr C Bentley & Dr S Sedani
Contract type name	GDS Contract
Purpose of contract	General
Contract start date	01/04/2006
Contract end date	

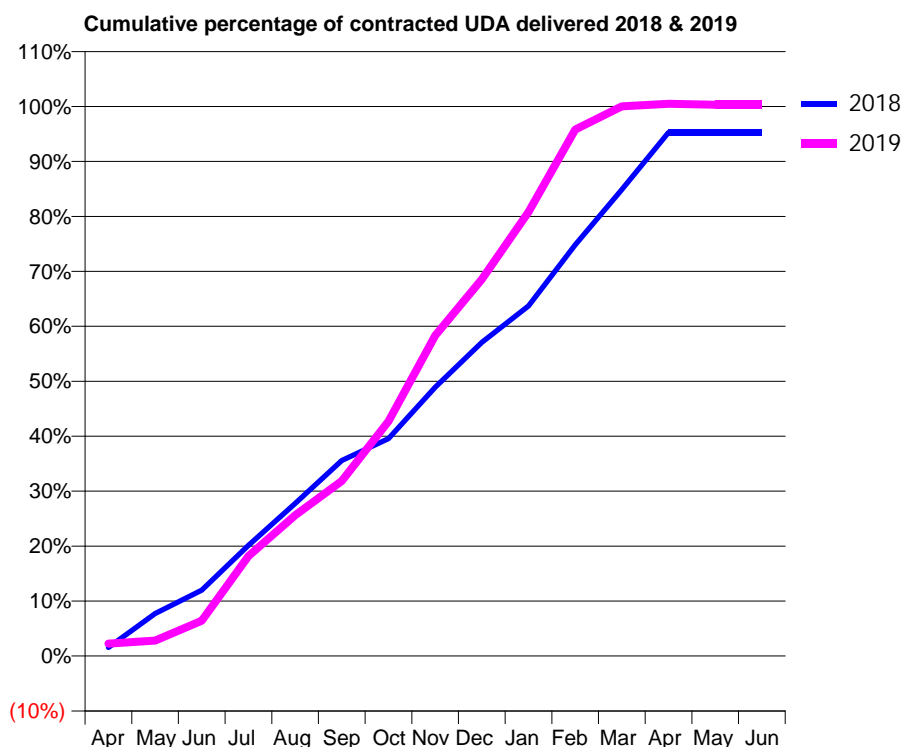
18/19 Contracted general activity (UDA)	6,366
Carry forward general activity (UDA)	0
18/19 Contracted orthodontic activity (UOA)	0
Carry forward orthodontic activity (UOA)	0
Baseline contract value	£163,508.58

ACCESS*

Patients seen in 24 months	Total	Change since previous quarter
Quarter ending March 2018	2,783	
Quarter ending June 2018	2,757	→
Quarter ending September 2018	2,786	→
Quarter ending December 2018	2,958	↑
Quarter ending March 2019	3,031	↑
Variance since March 2018	8.9%	↑



ACTIVITY



Month	Adjusted Scheduled Activity (UDA)	
	2018	2019
April	99	144
May	493	179
June	763	409
July	1,281	1,157
August	1,768	1,630
September	2,265	2,027
October	2,520	2,719
November	3,114	3,713
December	3,632	4,364
January	4,055	5,143
February	4,763	6,098
March	5,404	6,366
April	6,066	6,396
May	6,066	6,385
June	6,066	6,385

QUALITY

	Quantity	Base Number	Contract	AT	Region	England
% of FP17s for the same patient ID Re-attending within 3 months - Children	64	1,116	5.7%	10.0%	11.5%	11.8%
% of FP17s for the same patient ID Re-attending within 3 months - Adults	232	2,399	9.7%	14.5%	15.2%	15.7%
% of FP17s for the same patient ID Re-attending between 3 & 9 months - Children	391	1,116	35.0%	56.7%	60.2%	58.9%
% of FP17s for the same patient ID Re-attending between 3 & 9 months - Adults	933	2,399	38.9%	50.0%	51.8%	50.8%
% of FP17s for Band 1 Urgent Courses	237	3,300	7.2%	8.7%	8.1%	9.1%
% of FP17s Relating to Free Repair or Replacements	15	3,300	0.5%	0.7%	0.8%	0.8%
% of FP17s Relating to Continuations	7	3,300	0.2%	0.9%	0.9%	0.9%
% of Patients satisfied with the dentistry they have received	3	3	N/A	92.9%	92.7%	92.5%
% of Patients satisfied with the time they had to wait for an appointment	3	3	N/A	87.3%	87.4%	87.0%

* This is based on patients treated on this contract for their most recent course of treatment. Figures in italics indicate the base number of FP17s or Patient Questionnaire responses are less than 100. N/A is shown where the base number of responses is less than 10 during the period. % is calculated as Quantity/Base number*100

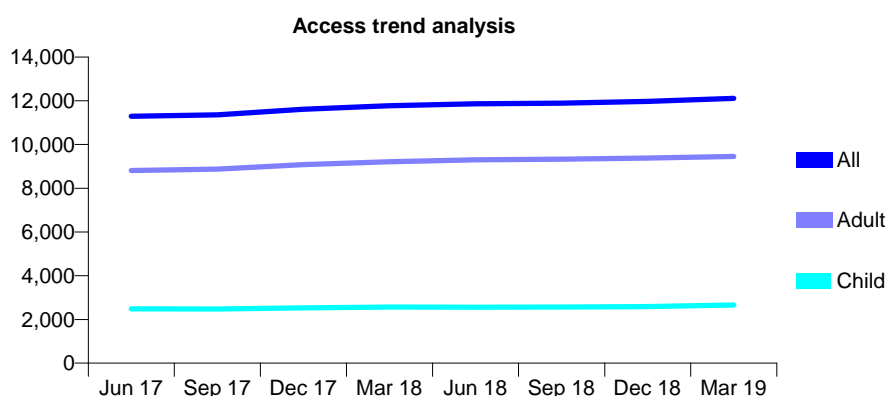
Q57 - Vital Signs At a Glance Contract Report for 918628/0003 - Year end March 2019

Name or company name	South Benfleet Dental Care
Contract type name	GDS Contract
Purpose of contract	General
Contract start date	01/11/2007
Contract end date	

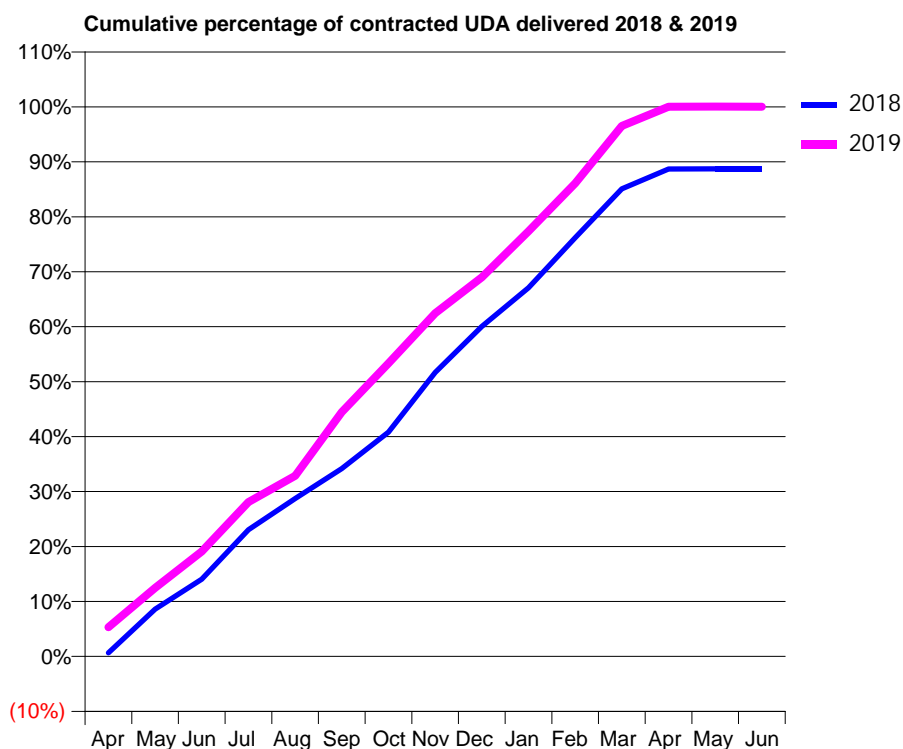
18/19 Contracted general activity (UDA)	38,130
Carry forward general activity (UDA)	0
18/19 Contracted orthodontic activity (UOA)	0
Carry forward orthodontic activity (UOA)	0
Baseline contract value	£930,658.55

ACCESS*

Patients seen in 24 months	Total	Change since previous quarter
Quarter ending March 2018	11,779	
Quarter ending June 2018	11,859	→
Quarter ending September 2018	11,894	→
Quarter ending December 2018	11,970	→
Quarter ending March 2019	12,114	→
Variance since March 2018	2.8%	↑



ACTIVITY



Month	Adjusted Scheduled Activity (UDA)	
	2018	2019
April	252	2,028
May	3,280	4,760
June	5,365	7,275
July	8,787	10,706
August	10,951	12,537
September	13,031	16,949
October	15,567	20,340
November	19,701	23,810
December	22,895	26,299
January	25,577	29,500
February	29,057	32,820
March	32,443	36,799
April	33,817	38,132
May	33,830	38,145
June	33,834	38,138

QUALITY

	Quantity	Base Number	Contract	AT	Region	England
% of FP17s for the same patient ID Re-attending within 3 months - Children	339	4,480	7.6%	10.0%	11.5%	11.8%
% of FP17s for the same patient ID Re-attending within 3 months - Adults	1,785	14,365	12.4%	14.5%	15.2%	15.7%
% of FP17s for the same patient ID Re-attending between 3 & 9 months - Children	2,977	4,480	66.5%	56.7%	60.2%	58.9%
% of FP17s for the same patient ID Re-attending between 3 & 9 months - Adults	8,994	14,365	62.6%	50.0%	51.8%	50.8%
% of FP17s for Band 1 Urgent Courses	1,367	18,845	7.3%	8.7%	8.1%	9.1%
% of FP17s Relating to Free Repair or Replacements	162	18,845	0.9%	0.7%	0.8%	0.8%
% of FP17s Relating to Continuations	78	18,845	0.4%	0.9%	0.9%	0.9%
% of Patients satisfied with the dentistry they have received	6	6	N/A	92.9%	92.7%	92.5%
% of Patients satisfied with the time they had to wait for an appointment	5	6	N/A	87.3%	87.4%	87.0%

* This is based on patients treated on this contract for their most recent course of treatment. Figures in italics indicate the base number of FP17s or Patient Questionnaire responses are less than 100. N/A is shown where the base number of responses is less than 10 during the period. % is calculated as Quantity/Base number*100

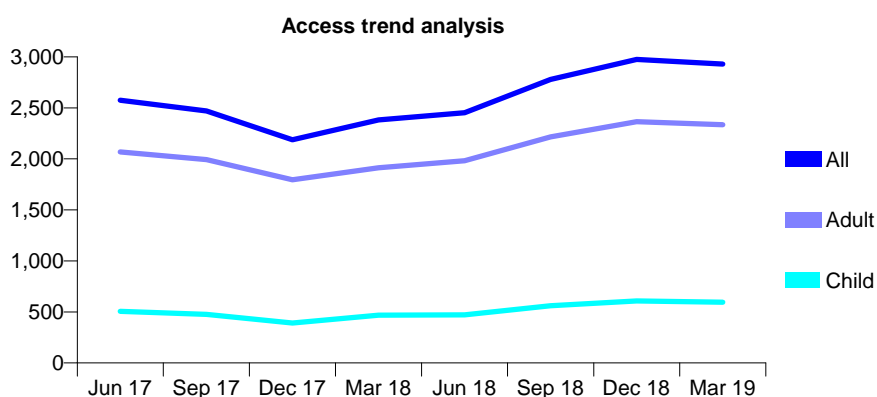
Q57 - Vital Signs At a Glance Contract Report for 925721/0001 - Year end March 2019

Name or company name	MR I GIBBONS
Contract type name	GDS Contract
Purpose of contract	General
Contract start date	01/04/2006
Contract end date	

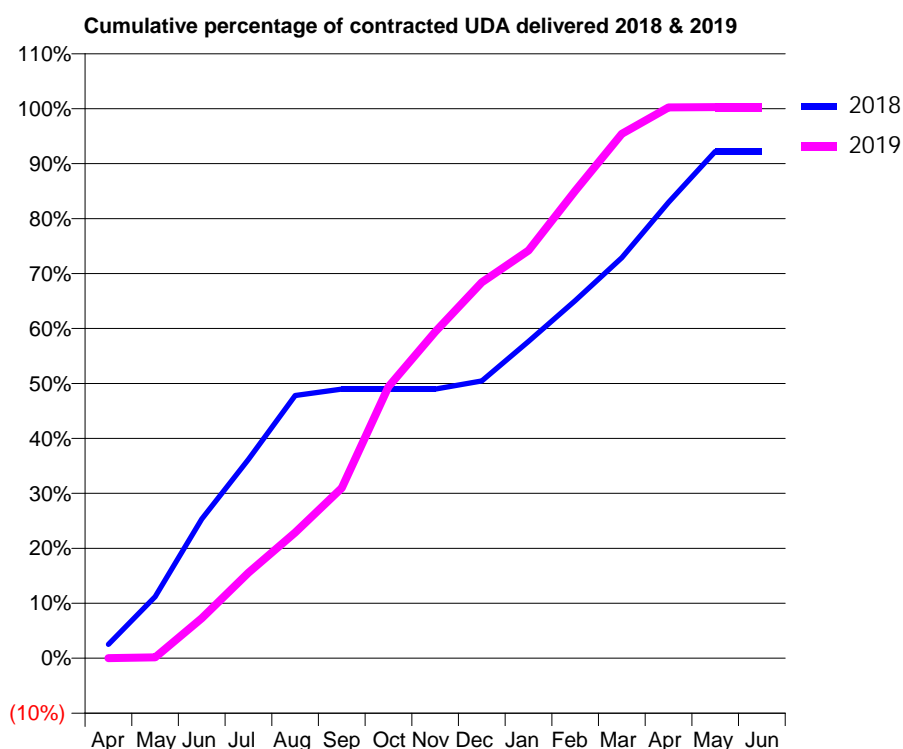
18/19 Contracted general activity (UDA)	7,000
Carry forward general activity (UDA)	0
18/19 Contracted orthodontic activity (UOA)	0
Carry forward orthodontic activity (UOA)	0
Baseline contract value	£179,434.07

ACCESS*

Patients seen in 24 months	Total	Change since previous quarter
Quarter ending March 2018	2,382	
Quarter ending June 2018	2,453	↑
Quarter ending September 2018	2,778	↑
Quarter ending December 2018	2,974	↑
Quarter ending March 2019	2,930	↓
Variance since March 2018	23.0%	↑



ACTIVITY



Month	Adjusted Scheduled Activity (UDA)	
	2018	2019
April	176	0
May	783	10
June	1,773	508
July	2,534	1,089
August	3,346	1,601
September	3,428	2,168
October	3,428	3,460
November	3,428	4,157
December	3,533	4,787
January	4,035	5,193
February	4,555	5,953
March	5,102	6,680
April	5,807	7,016
May	6,453	7,019
June	6,456	7,019

QUALITY

	Quantity	Base Number	Contract	AT	Region	England
% of FP17s for the same patient ID Re-attending within 3 months - Children	28	781	3.6%	10.0%	11.5%	11.8%
% of FP17s for the same patient ID Re-attending within 3 months - Adults	234	2,987	7.8%	14.5%	15.2%	15.7%
% of FP17s for the same patient ID Re-attending between 3 & 9 months - Children	170	781	21.8%	56.7%	60.2%	58.9%
% of FP17s for the same patient ID Re-attending between 3 & 9 months - Adults	703	2,987	23.5%	50.0%	51.8%	50.8%
% of FP17s for Band 1 Urgent Courses	96	3,192	3.0%	8.7%	8.1%	9.1%
% of FP17s Relating to Free Repair or Replacements	21	3,192	0.7%	0.7%	0.8%	0.8%
% of FP17s Relating to Continuations	16	3,192	0.5%	0.9%	0.9%	0.9%
% of Patients satisfied with the dentistry they have received	1	1	N/A	92.9%	92.7%	92.5%
% of Patients satisfied with the time they had to wait for an appointment	1	1	N/A	87.3%	87.4%	87.0%

* This is based on patients treated on this contract for their most recent course of treatment. Figures in italics indicate the base number of FP17s or Patient Questionnaire responses are less than 100. N/A is shown where the base number of responses is less than 10 during the period. % is calculated as Quantity/Base number*100

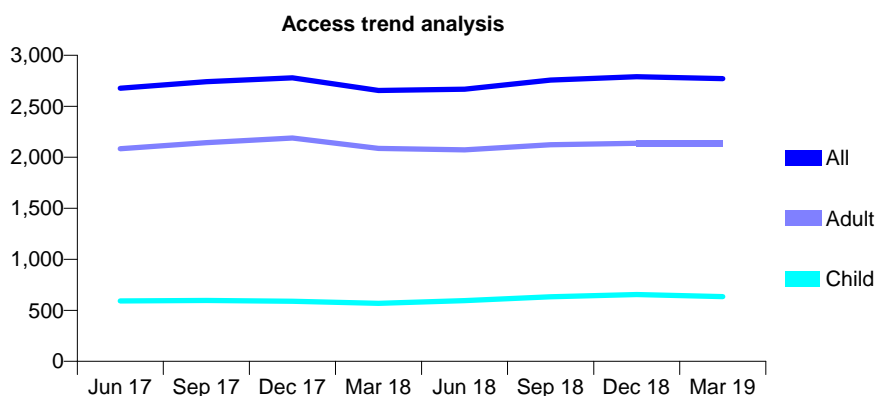
Q57 - Vital Signs At a Glance Contract Report for 925993/0001 - Year end March 2019

Name or company name	MR M VYAS
Contract type name	GDS Contract
Purpose of contract	General
Contract start date	01/04/2006
Contract end date	

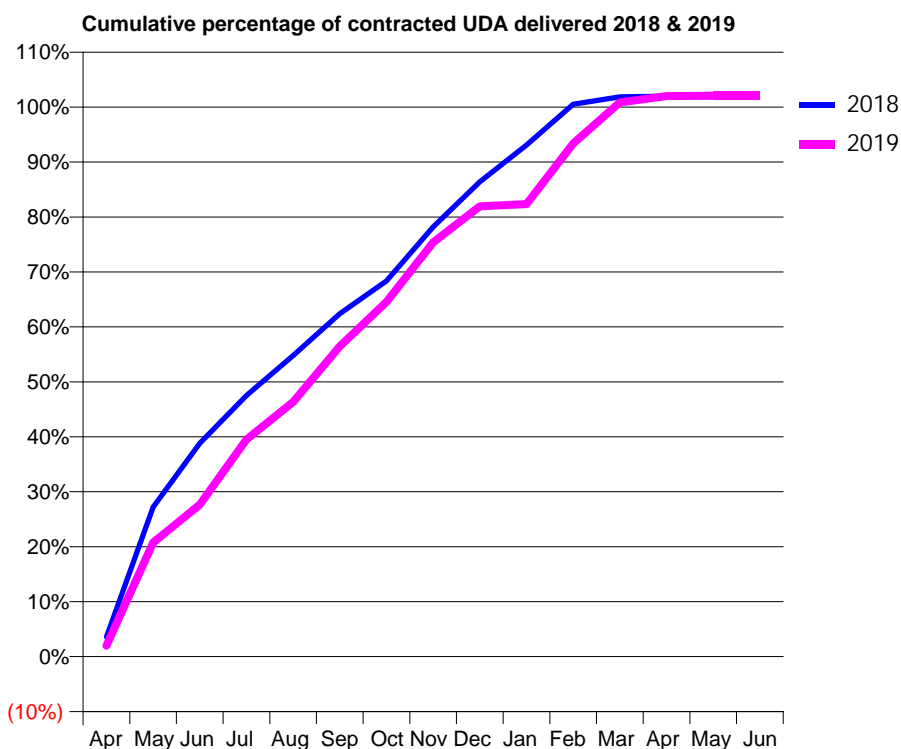
18/19 Contracted general activity (UDA)	6,637
Carry forward general activity (UDA)	-133
18/19 Contracted orthodontic activity (UOA)	0
Carry forward orthodontic activity (UOA)	0
Baseline contract value	£275,764.73

ACCESS*

Patients seen in 24 months	Total	Change since previous quarter
Quarter ending March 2018	2,656	
Quarter ending June 2018	2,667	→
Quarter ending September 2018	2,757	↑
Quarter ending December 2018	2,790	→
Quarter ending March 2019	2,771	→
Variance since March 2018	4.3%	↑



ACTIVITY



Month	Adjusted Scheduled Activity (UDA)	
	2018	2019
April	238	133
May	1,806	1,378
June	2,577	1,835
July	3,153	2,621
August	3,638	3,077
September	4,141	3,746
October	4,538	4,285
November	5,190	5,003
December	5,734	5,437
January	6,178	5,465
February	6,671	6,198
March	6,760	6,693
April	6,769	6,770
May	6,770	6,773
June	6,770	6,773

QUALITY

	Quantity	Base Number	Contract	AT	Region	England
% of FP17s for the same patient ID Re-attending within 3 months - Children	20	714	2.8%	10.0%	11.5%	11.8%
% of FP17s for the same patient ID Re-attending within 3 months - Adults	196	2,228	8.8%	14.5%	15.2%	15.7%
% of FP17s for the same patient ID Re-attending between 3 & 9 months - Children	214	714	30.0%	56.7%	60.2%	58.9%
% of FP17s for the same patient ID Re-attending between 3 & 9 months - Adults	728	2,228	32.7%	50.0%	51.8%	50.8%
% of FP17s for Band 1 Urgent Courses	58	2,998	1.9%	8.7%	8.1%	9.1%
% of FP17s Relating to Free Repair or Replacements	12	2,998	0.4%	0.7%	0.8%	0.8%
% of FP17s Relating to Continuations	29	2,998	1.0%	0.9%	0.9%	0.9%
% of Patients satisfied with the dentistry they have received	1	1	N/A	92.9%	92.7%	92.5%
% of Patients satisfied with the time they had to wait for an appointment	1	1	N/A	87.3%	87.4%	87.0%

* This is based on patients treated on this contract for their most recent course of treatment. Figures in italics indicate the base number of FP17s or Patient Questionnaire responses are less than 100. N/A is shown where the base number of responses is less than 10 during the period. % is calculated as Quantity/Base number*100

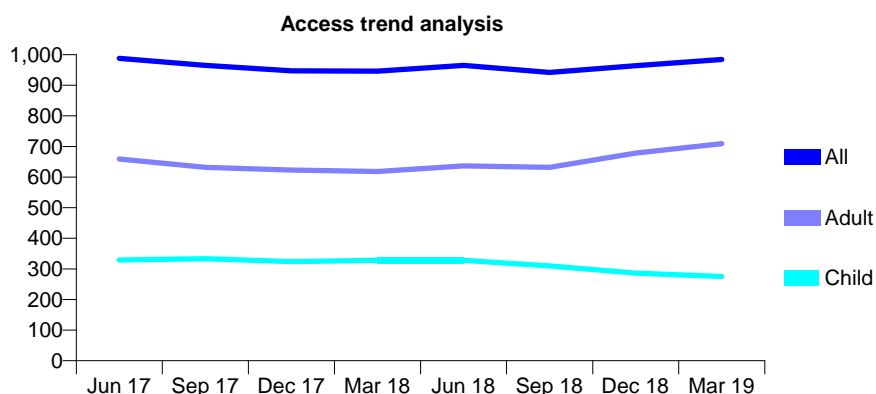
Q57 - Vital Signs At a Glance Contract Report for 926175/0001 - Year end March 2019

Name or company name	MR GC ECKSTEIN
Contract type name	GDS Contract
Purpose of contract	General
Contract start date	01/04/2006
Contract end date	

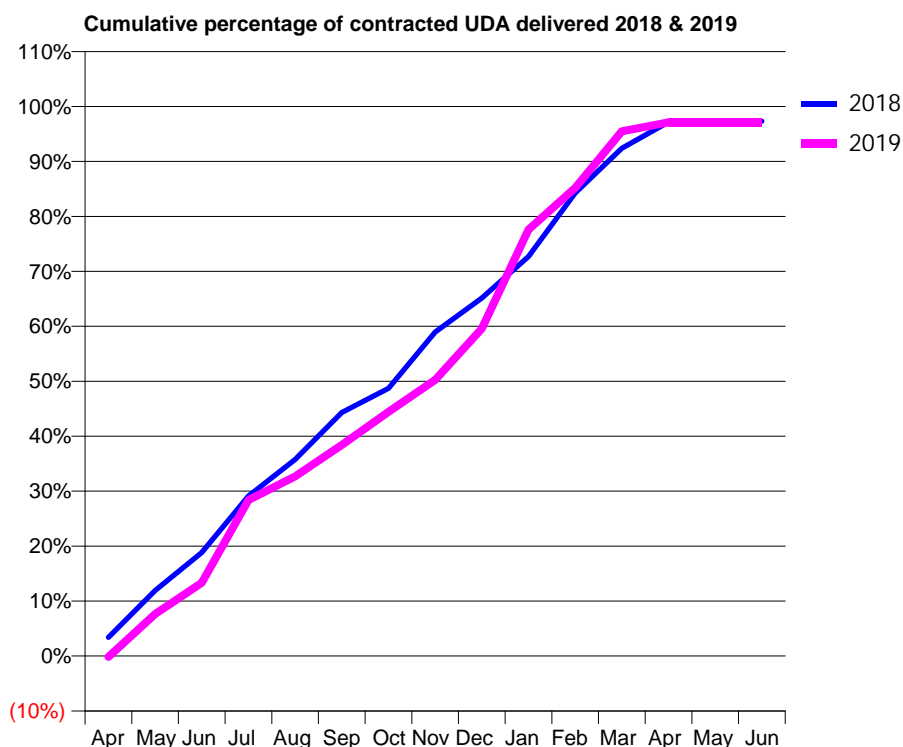
18/19 Contracted general activity (UDA)	2,086
Carry forward general activity (UDA)	57
18/19 Contracted orthodontic activity (UOA)	0
Carry forward orthodontic activity (UOA)	0
Baseline contract value	£48,682.45

ACCESS*

Patients seen in 24 months	Total	Change since previous quarter
Quarter ending March 2018	946	
Quarter ending June 2018	965	↑
Quarter ending September 2018	942	↓
Quarter ending December 2018	964	↑
Quarter ending March 2019	984	↑
Variance since March 2018	4.0%	↑



ACTIVITY



Month	Adjusted Scheduled Activity (UDA)	
	2018	2019
April	70	-4
May	249	160
June	393	278
July	607	592
August	746	682
September	924	801
October	1,016	927
November	1,230	1,048
December	1,358	1,242
January	1,517	1,618
February	1,758	1,777
March	1,928	1,992
April	2,027	2,026
May	2,028	2,026
June	2,029	2,026

QUALITY

	Quantity	Base Number	Contract	AT	Region	England
% of FP17s for the same patient ID Re-attending within 3 months - Children	14	353	4.0%	10.0%	11.5%	11.8%
% of FP17s for the same patient ID Re-attending within 3 months - Adults	44	881	5.0%	14.5%	15.2%	15.7%
% of FP17s for the same patient ID Re-attending between 3 & 9 months - Children	159	353	45.0%	56.7%	60.2%	58.9%
% of FP17s for the same patient ID Re-attending between 3 & 9 months - Adults	213	881	24.2%	50.0%	51.8%	50.8%
% of FP17s for Band 1 Urgent Courses	106	1,184	9.0%	8.7%	8.1%	9.1%
% of FP17s Relating to Free Repair or Replacements	0	1,184	0.0%	0.7%	0.8%	0.8%
% of FP17s Relating to Continuations	1	1,184	0.1%	0.9%	0.9%	0.9%
% of Patients satisfied with the dentistry they have received	0	0	N/A	92.9%	92.7%	92.5%
% of Patients satisfied with the time they had to wait for an appointment	0	0	N/A	87.3%	87.4%	87.0%

* This is based on patients treated on this contract for their most recent course of treatment. Figures in italics indicate the base number of FP17s or Patient Questionnaire responses are less than 100. N/A is shown where the base number of responses is less than 10 during the period. % is calculated as Quantity/Base number*100

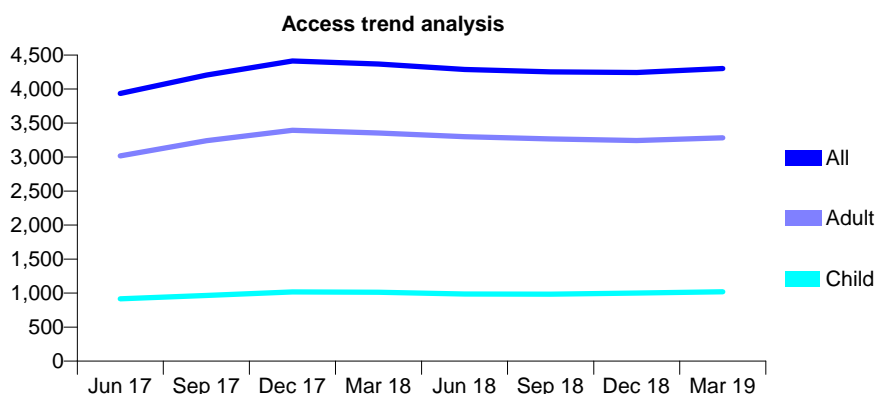
Q57 - Vital Signs At a Glance Contract Report for 927481/0001 - Year end March 2019

Name or company name	MR A SAID
Contract type name	GDS Contract
Purpose of contract	General
Contract start date	01/12/2015
Contract end date	

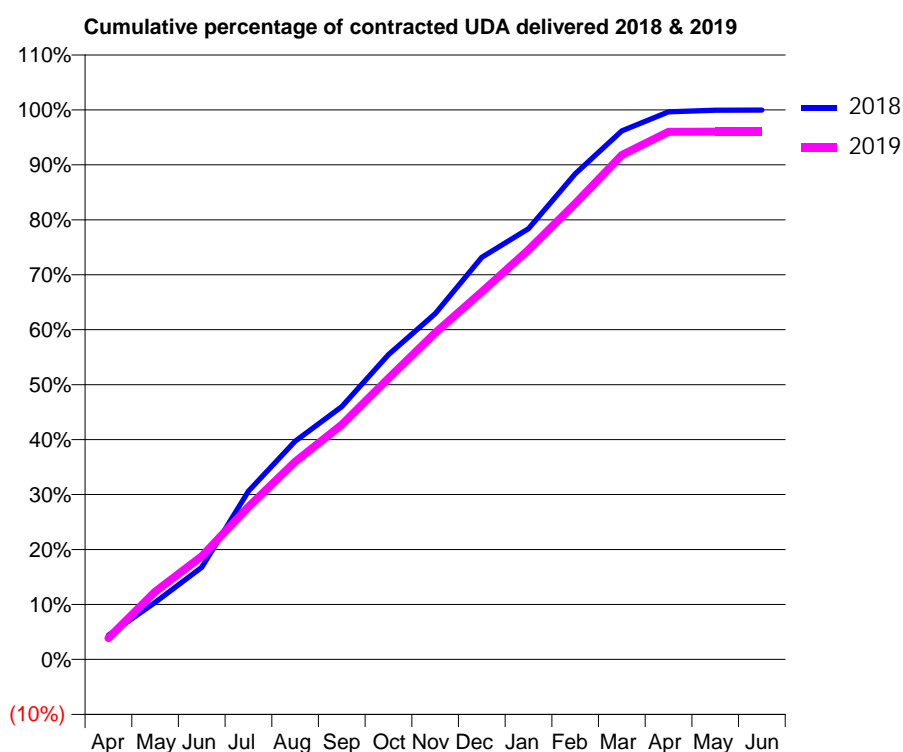
18/19 Contracted general activity (UDA)	14,958
Carry forward general activity (UDA)	6
18/19 Contracted orthodontic activity (UOA)	0
Carry forward orthodontic activity (UOA)	0
Baseline contract value	£412,942.86

ACCESS*

Patients seen in 24 months	Total	Change since previous quarter
Quarter ending March 2018	4,367	
Quarter ending June 2018	4,287	↓
Quarter ending September 2018	4,252	→
Quarter ending December 2018	4,245	→
Quarter ending March 2019	4,303	→
Variance since March 2018	(1.5%)	↓



ACTIVITY



Month	Adjusted Scheduled Activity (UDA)	
	2018	2019
April	662	584
May	1,554	1,846
June	2,506	2,806
July	4,582	4,156
August	5,941	5,380
September	6,879	6,387
October	8,297	7,649
November	9,409	8,887
December	10,946	10,005
January	11,722	11,150
February	13,219	12,408
March	14,388	13,725
April	14,901	14,363
May	14,947	14,365
June	14,952	14,365

QUALITY

	Quantity	Base Number	Contract	AT	Region	England
% of FP17s for the same patient ID Re-attending within 3 months - Children	82	1,185	6.9%	10.0%	11.5%	11.8%
% of FP17s for the same patient ID Re-attending within 3 months - Adults	674	3,938	17.1%	14.5%	15.2%	15.7%
% of FP17s for the same patient ID Re-attending between 3 & 9 months - Children	523	1,185	44.1%	56.7%	60.2%	58.9%
% of FP17s for the same patient ID Re-attending between 3 & 9 months - Adults	1,824	3,938	46.3%	50.0%	51.8%	50.8%
% of FP17s for Band 1 Urgent Courses	86	5,107	1.7%	8.7%	8.1%	9.1%
% of FP17s Relating to Free Repair or Replacements	16	5,107	0.3%	0.7%	0.8%	0.8%
% of FP17s Relating to Continuations	234	5,107	4.6%	0.9%	0.9%	0.9%
% of Patients satisfied with the dentistry they have received	1	1	N/A	92.9%	92.7%	92.5%
% of Patients satisfied with the time they had to wait for an appointment	1	1	N/A	87.3%	87.4%	87.0%

* This is based on patients treated on this contract for their most recent course of treatment. Figures in italics indicate the base number of FP17s or Patient Questionnaire responses are less than 100. N/A is shown where the base number of responses is less than 10 during the period. % is calculated as Quantity/Base number*100

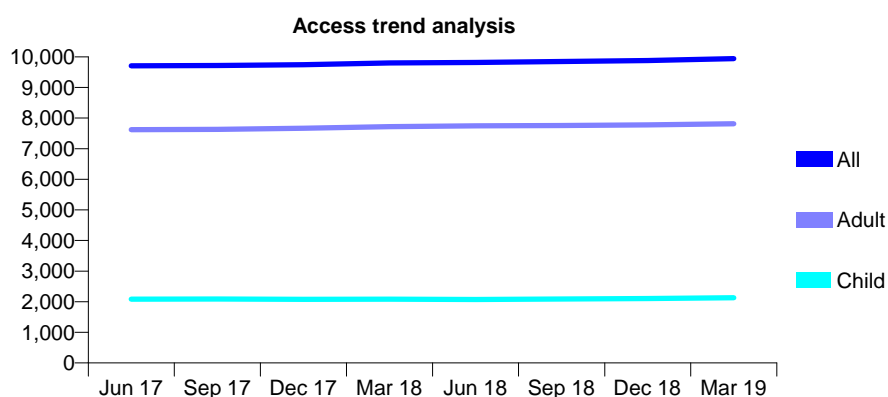
Q57 - Vital Signs At a Glance Contract Report for 929131/0001 - Year end March 2019

Name or company name	MR MJ PERKINS
Contract type name	GDS Contract
Purpose of contract	General
Contract start date	01/04/2006
Contract end date	

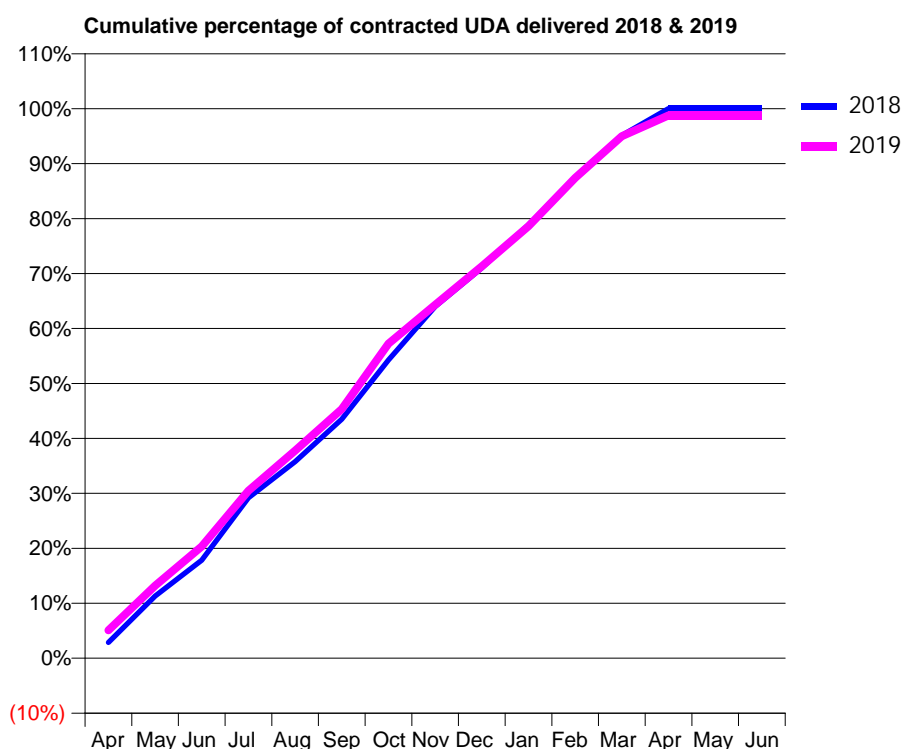
18/19 Contracted general activity (UDA)	24,000
Carry forward general activity (UDA)	-1
18/19 Contracted orthodontic activity (UOA)	0
Carry forward orthodontic activity (UOA)	0
Baseline contract value	£547,082.88

ACCESS*

Patients seen in 24 months	Total	Change since previous quarter
Quarter ending March 2018	9,801	
Quarter ending June 2018	9,817	→
Quarter ending September 2018	9,849	→
Quarter ending December 2018	9,878	→
Quarter ending March 2019	9,941	→
Variance since March 2018	1.4%	→



ACTIVITY



Month	2018	2019
April	690	1,223
May	2,717	3,173
June	4,281	4,881
July	7,008	7,317
August	8,586	9,071
September	10,441	10,882
October	13,025	13,735
November	15,360	15,437
December	17,045	17,113
January	18,930	18,869
February	20,935	20,983
March	22,825	22,794
April	24,002	23,700
May	24,001	23,703
June	24,001	23,703

QUALITY

	Quantity	Base Number	Contract	AT	Region	England
% of FP17s for the same patient ID Re-attending within 3 months - Children	170	3,314	5.1%	10.0%	11.5%	11.8%
% of FP17s for the same patient ID Re-attending within 3 months - Adults	1,232	10,282	12.0%	14.5%	15.2%	15.7%
% of FP17s for the same patient ID Re-attending between 3 & 9 months - Children	1,988	3,314	60.0%	56.7%	60.2%	58.9%
% of FP17s for the same patient ID Re-attending between 3 & 9 months - Adults	4,232	10,282	41.2%	50.0%	51.8%	50.8%
% of FP17s for Band 1 Urgent Courses	1,105	13,405	8.2%	8.7%	8.1%	9.1%
% of FP17s Relating to Free Repair or Replacements	93	13,405	0.7%	0.7%	0.8%	0.8%
% of FP17s Relating to Continuations	305	13,405	2.3%	0.9%	0.9%	0.9%
% of Patients satisfied with the dentistry they have received	7	7	N/A	92.9%	92.7%	92.5%
% of Patients satisfied with the time they had to wait for an appointment	6	7	N/A	87.3%	87.4%	87.0%

* This is based on patients treated on this contract for their most recent course of treatment.

Figures in italics indicate the base number of FP17s or Patient Questionnaire responses are less than 100. N/A is shown where the base number of responses is less than 10 during the period. % is calculated as Quantity/Base number*100

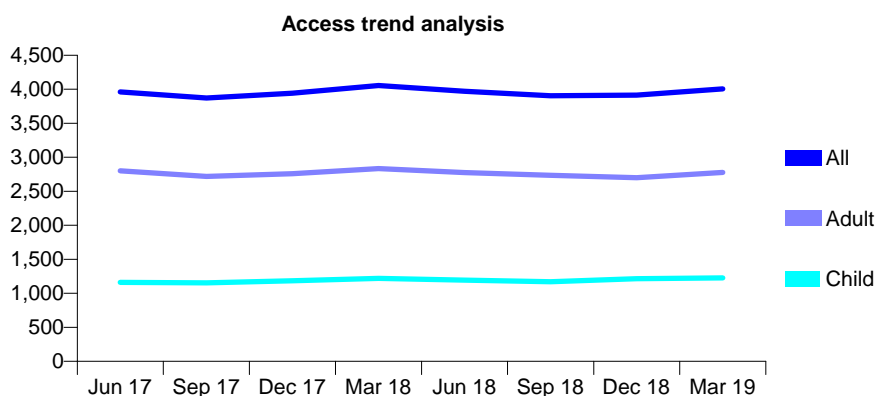
Q57 - Vital Signs At a Glance Contract Report for 934771/0001 - Year end March 2019

Name or company name	MISS NA PATEL
Contract type name	GDS Contract
Purpose of contract	General
Contract start date	07/05/2012
Contract end date	

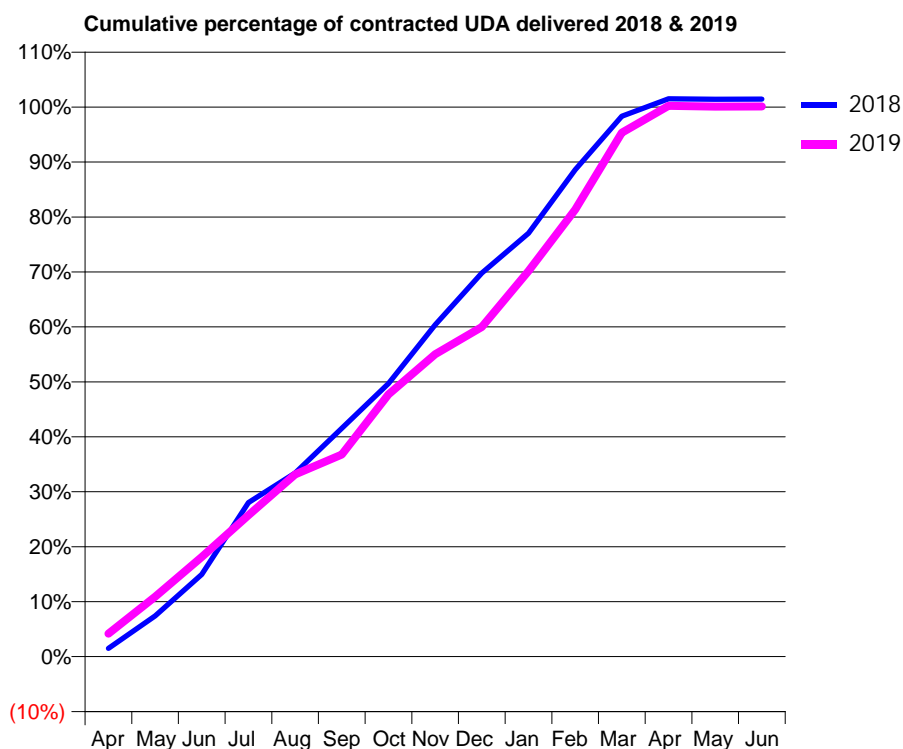
18/19 Contracted general activity (UDA)	11,878
Carry forward general activity (UDA)	-171
18/19 Contracted orthodontic activity (UOA)	0
Carry forward orthodontic activity (UOA)	0
Baseline contract value	£338,890.82

ACCESS*

Patients seen in 24 months	Total	Change since previous quarter
Quarter ending March 2018	4,056	
Quarter ending June 2018	3,969	↓
Quarter ending September 2018	3,905	↓
Quarter ending December 2018	3,915	→
Quarter ending March 2019	4,004	↑
Variance since March 2018	(1.3%)	↓



ACTIVITY



Month	Adjusted Scheduled Activity (UDA)	
	2018	2019
April	178	497
May	882	1,296
June	1,778	2,156
July	3,329	3,058
August	3,970	3,940
September	4,934	4,370
October	5,906	5,669
November	7,174	6,537
December	8,292	7,125
January	9,150	8,335
February	10,525	9,663
March	11,678	11,323
April	12,055	11,902
May	12,048	11,889
June	12,049	11,891

QUALITY

	Quantity	Base Number	Contract	AT	Region	England
% of FP17s for the same patient ID Re-attending within 3 months - Children	58	1,192	4.9%	10.0%	11.5%	11.8%
% of FP17s for the same patient ID Re-attending within 3 months - Adults	513	3,005	17.1%	14.5%	15.2%	15.7%
% of FP17s for the same patient ID Re-attending between 3 & 9 months - Children	400	1,192	33.6%	56.7%	60.2%	58.9%
% of FP17s for the same patient ID Re-attending between 3 & 9 months - Adults	1,040	3,005	34.6%	50.0%	51.8%	50.8%
% of FP17s for Band 1 Urgent Courses	327	4,259	7.7%	8.7%	8.1%	9.1%
% of FP17s Relating to Free Repair or Replacements	116	4,259	2.7%	0.7%	0.8%	0.8%
% of FP17s Relating to Continuations	33	4,259	0.8%	0.9%	0.9%	0.9%
% of Patients satisfied with the dentistry they have received	3	3	N/A	92.9%	92.7%	92.5%
% of Patients satisfied with the time they had to wait for an appointment	3	3	N/A	87.3%	87.4%	87.0%

* This is based on patients treated on this contract for their most recent course of treatment. Figures in italics indicate the base number of FP17s or Patient Questionnaire responses are less than 100. N/A is shown where the base number of responses is less than 10 during the period. % is calculated as Quantity/Base number*100

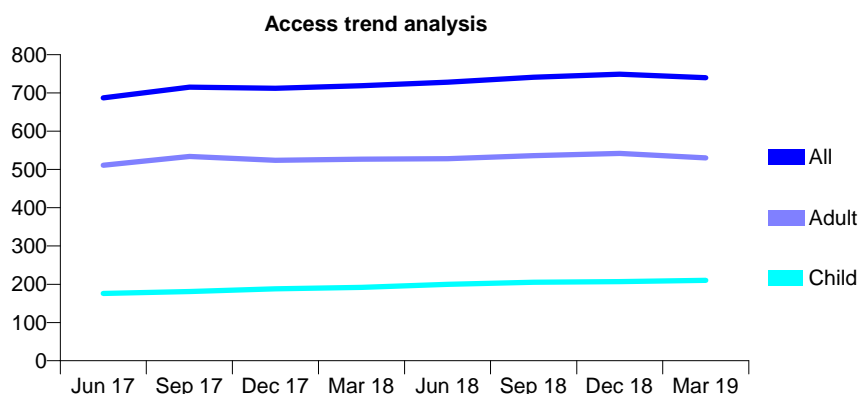
Q57 - Vital Signs At a Glance Contract Report for 943991/0001 - Year end March 2019

Name or company name	MISS M SHAH
Contract type name	GDS Contract
Purpose of contract	General
Contract start date	01/04/2006
Contract end date	

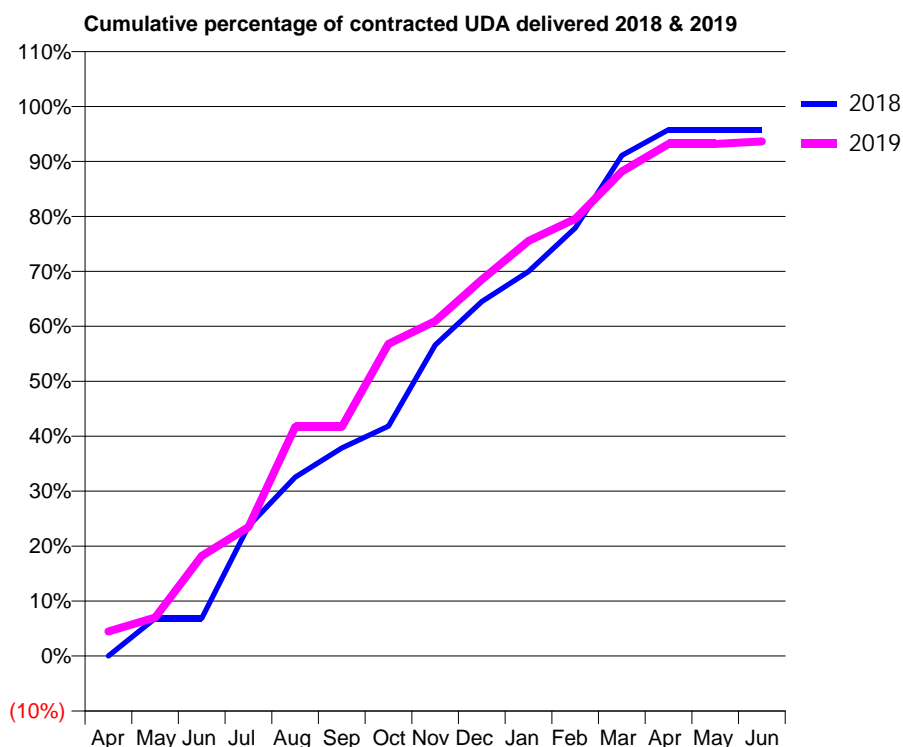
18/19 Contracted general activity (UDA)	2,333
Carry forward general activity (UDA)	0
18/19 Contracted orthodontic activity (UOA)	0
Carry forward orthodontic activity (UOA)	0
Baseline contract value	£56,602.60

ACCESS*

Patients seen in 24 months	Total	Change since previous quarter
Quarter ending March 2018	719	
Quarter ending June 2018	728	→
Quarter ending September 2018	741	→
Quarter ending December 2018	749	→
Quarter ending March 2019	740	↓
Variance since March 2018	2.9%	↑



ACTIVITY



Month	Adjusted Scheduled Activity (UDA)	
	2018	2019
April	0	105
May	160	163
June	160	425
July	551	547
August	759	973
September	883	973
October	976	1,325
November	1,321	1,422
December	1,505	1,597
January	1,633	1,762
February	1,817	1,856
March	2,125	2,057
April	2,234	2,174
May	2,234	2,174
June	2,234	2,185

QUALITY

	Quantity	Base Number	Contract	AT	Region	England
% of FP17s for the same patient ID Re-attending within 3 months - Children	21	323	6.5%	10.0%	11.5%	11.8%
% of FP17s for the same patient ID Re-attending within 3 months - Adults	130	732	17.8%	14.5%	15.2%	15.7%
% of FP17s for the same patient ID Re-attending between 3 & 9 months - Children	212	323	65.6%	56.7%	60.2%	58.9%
% of FP17s for the same patient ID Re-attending between 3 & 9 months - Adults	389	732	53.1%	50.0%	51.8%	50.8%
% of FP17s for Band 1 Urgent Courses	62	1,059	5.9%	8.7%	8.1%	9.1%
% of FP17s Relating to Free Repair or Replacements	16	1,059	1.5%	0.7%	0.8%	0.8%
% of FP17s Relating to Continuations	30	1,059	2.8%	0.9%	0.9%	0.9%
% of Patients satisfied with the dentistry they have received	0	0	N/A	92.9%	92.7%	92.5%
% of Patients satisfied with the time they had to wait for an appointment	0	0	N/A	87.3%	87.4%	87.0%

* This is based on patients treated on this contract for their most recent course of treatment. Figures in italics indicate the base number of FP17s or Patient Questionnaire responses are less than 100. N/A is shown where the base number of responses is less than 10 during the period. % is calculated as Quantity/Base number*100

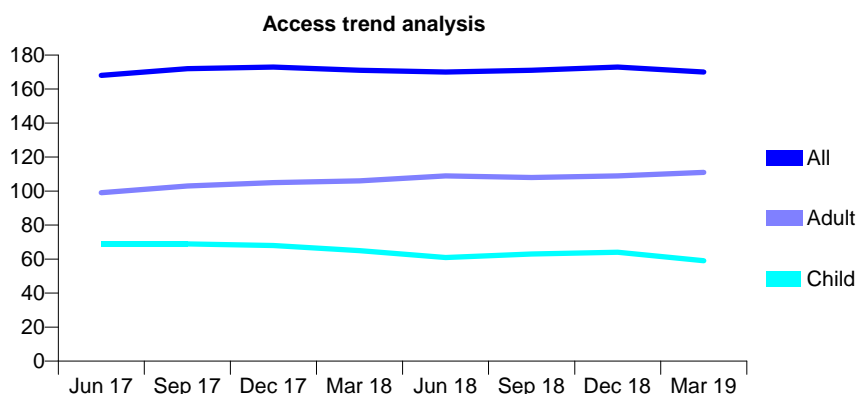
Q57 - Vital Signs At a Glance Contract Report for 946206/0001 - Year end March 2019

Name or company name	MR S GOVENDER
Contract type name	GDS Contract
Purpose of contract	General
Contract start date	01/05/2007
Contract end date	

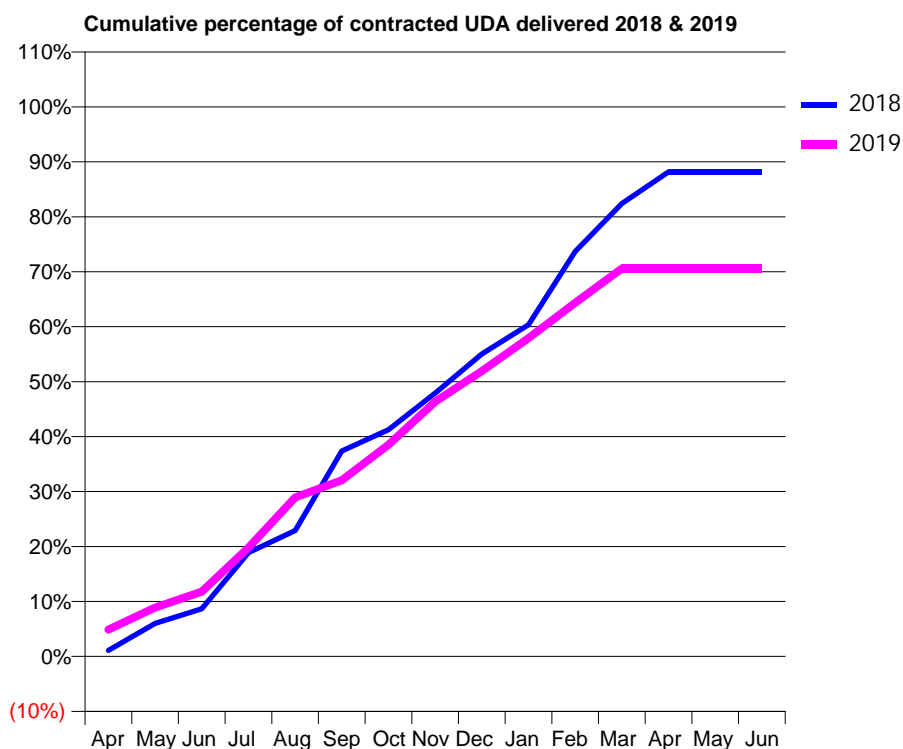
18/19 Contracted general activity (UDA)	450
Carry forward general activity (UDA)	0
18/19 Contracted orthodontic activity (UOA)	0
Carry forward orthodontic activity (UOA)	0
Baseline contract value	£12,244.89

ACCESS*

Patients seen in 24 months	Total	Change since previous quarter
Quarter ending March 2018	171	
Quarter ending June 2018	170	→
Quarter ending September 2018	171	→
Quarter ending December 2018	173	→
Quarter ending March 2019	170	↓
Variance since March 2018	(0.6%)	→



ACTIVITY



Month	2018	2019
April	5	22
May	27	40
June	39	53
July	85	89
August	103	130
September	168	144
October	186	173
November	216	209
December	248	234
January	272	261
February	332	290
March	371	318
April	397	318
May	397	318
June	397	318

QUALITY

	Quantity	Base Number	Contract	AT	Region	England
% of FP17s for the same patient ID Re-attending within 3 months - Children	5	94	5.3%	10.0%	11.5%	11.8%
% of FP17s for the same patient ID Re-attending within 3 months - Adults	7	129	5.4%	14.5%	15.2%	15.7%
% of FP17s for the same patient ID Re-attending between 3 & 9 months - Children	67	94	71.3%	56.7%	60.2%	58.9%
% of FP17s for the same patient ID Re-attending between 3 & 9 months - Adults	69	129	53.5%	50.0%	51.8%	50.8%
% of FP17s for Band 1 Urgent Courses	3	211	1.4%	8.7%	8.1%	9.1%
% of FP17s Relating to Free Repair or Replacements	0	211	0.0%	0.7%	0.8%	0.8%
% of FP17s Relating to Continuations	0	211	0.0%	0.9%	0.9%	0.9%
% of Patients satisfied with the dentistry they have received	0	0	N/A	92.9%	92.7%	92.5%
% of Patients satisfied with the time they had to wait for an appointment	0	0	N/A	87.3%	87.4%	87.0%

* This is based on patients treated on this contract for their most recent course of treatment. Figures in italics indicate the base number of FP17s or Patient Questionnaire responses are less than 100. N/A is shown where the base number of responses is less than 10 during the period. % is calculated as Quantity/Base number*100

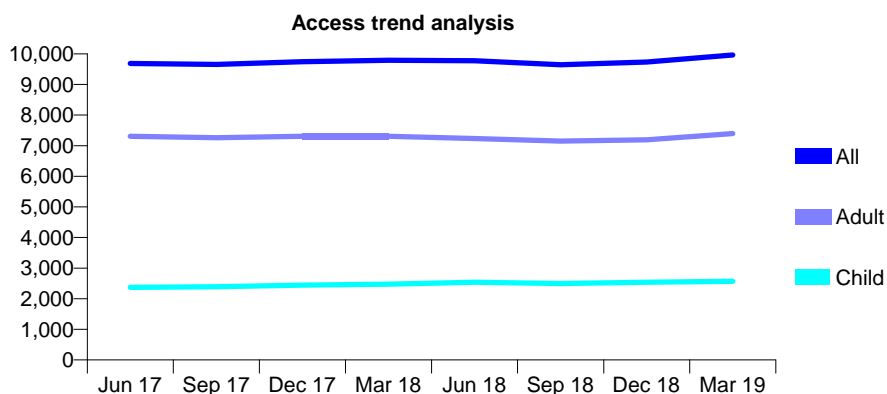
Q57 - Vital Signs At a Glance Contract Report for 946613/0001 - Year end March 2019

Name or company name	MR M GOLJ
Contract type name	GDS Contract
Purpose of contract	General
Contract start date	01/04/2006
Contract end date	

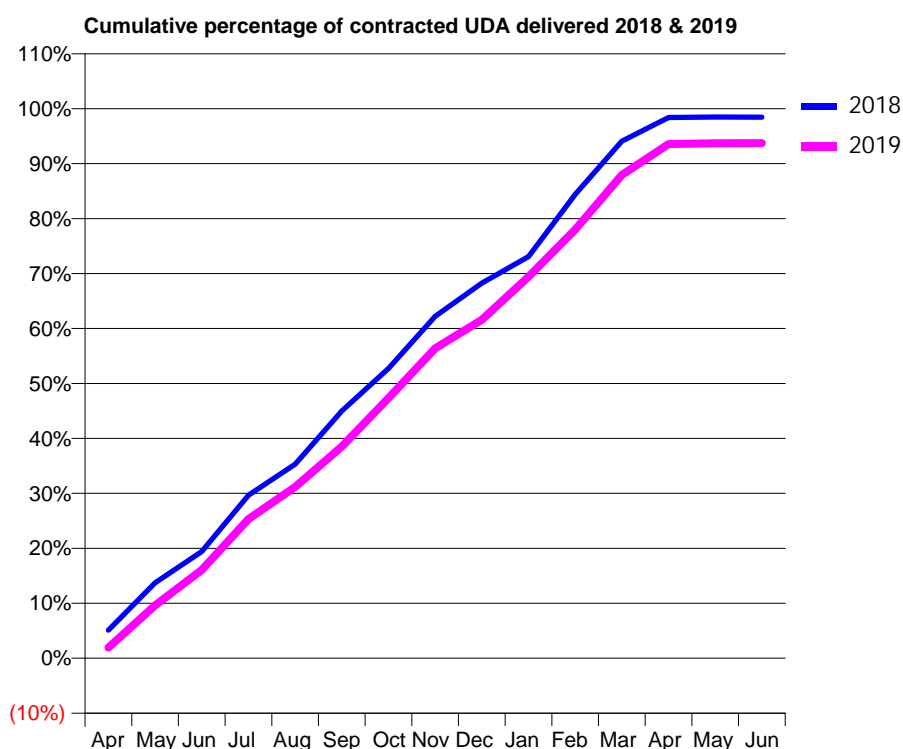
18/19 Contracted general activity (UDA)	27,535
Carry forward general activity (UDA)	429
18/19 Contracted orthodontic activity (UOA)	0
Carry forward orthodontic activity (UOA)	0
Baseline contract value	£756,507.35

ACCESS*

Patients seen in 24 months	Total	Change since previous quarter
Quarter ending March 2018	9,787	
Quarter ending June 2018	9,776	→
Quarter ending September 2018	9,647	↓
Quarter ending December 2018	9,731	→
Quarter ending March 2019	9,962	↑
Variance since March 2018	1.8%	→



ACTIVITY



Month	Adjusted Scheduled Activity (UDA)	
	2018	2019
April	1,406	532
May	3,782	2,648
June	5,352	4,424
July	8,168	6,973
August	9,723	8,585
September	12,383	10,609
October	14,516	13,032
November	17,134	15,529
December	18,790	16,958
January	20,124	19,116
February	23,244	21,477
March	25,904	24,214
April	27,092	25,765
May	27,113	25,803
June	27,106	25,807

QUALITY

	Quantity	Base Number	Contract	AT	Region	England
% of FP17s for the same patient ID Re-attending within 3 months - Children	196	3,444	5.7%	10.0%	11.5%	11.8%
% of FP17s for the same patient ID Re-attending within 3 months - Adults	961	9,090	10.6%	14.5%	15.2%	15.7%
% of FP17s for the same patient ID Re-attending between 3 & 9 months - Children	1,967	3,444	57.1%	56.7%	60.2%	58.9%
% of FP17s for the same patient ID Re-attending between 3 & 9 months - Adults	4,882	9,090	53.7%	50.0%	51.8%	50.8%
% of FP17s for Band 1 Urgent Courses	851	12,599	6.8%	8.7%	8.1%	9.1%
% of FP17s Relating to Free Repair or Replacements	22	12,599	0.2%	0.7%	0.8%	0.8%
% of FP17s Relating to Continuations	33	12,599	0.3%	0.9%	0.9%	0.9%
% of Patients satisfied with the dentistry they have received	13	15	86.7%	92.9%	92.7%	92.5%
% of Patients satisfied with the time they had to wait for an appointment	13	15	86.7%	87.3%	87.4%	87.0%

* This is based on patients treated on this contract for their most recent course of treatment.

Figures in italics indicate the base number of FP17s or Patient Questionnaire responses are less than 100. N/A is shown where the base number of responses is less than 10 during the period. % is calculated as Quantity/Base number*100

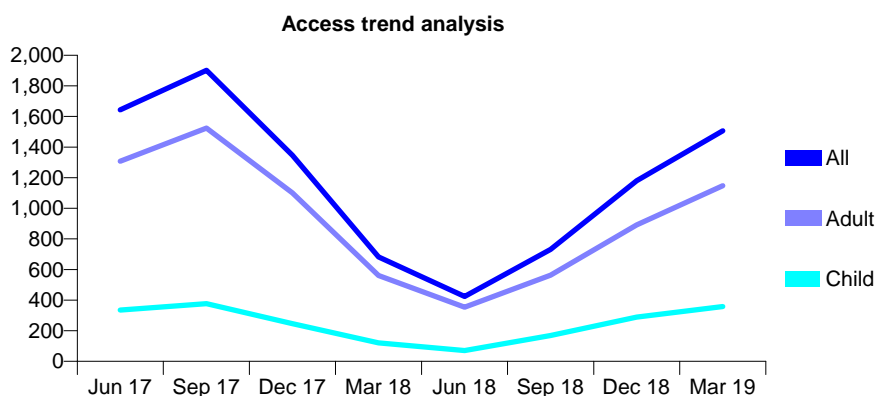
Q57 - Vital Signs At a Glance Contract Report for 972932/0001 - Year end March 2019

Name or company name	West Mersea Dental Practice
Contract type name	GDS Contract
Purpose of contract	General
Contract start date	01/08/2013
Contract end date	

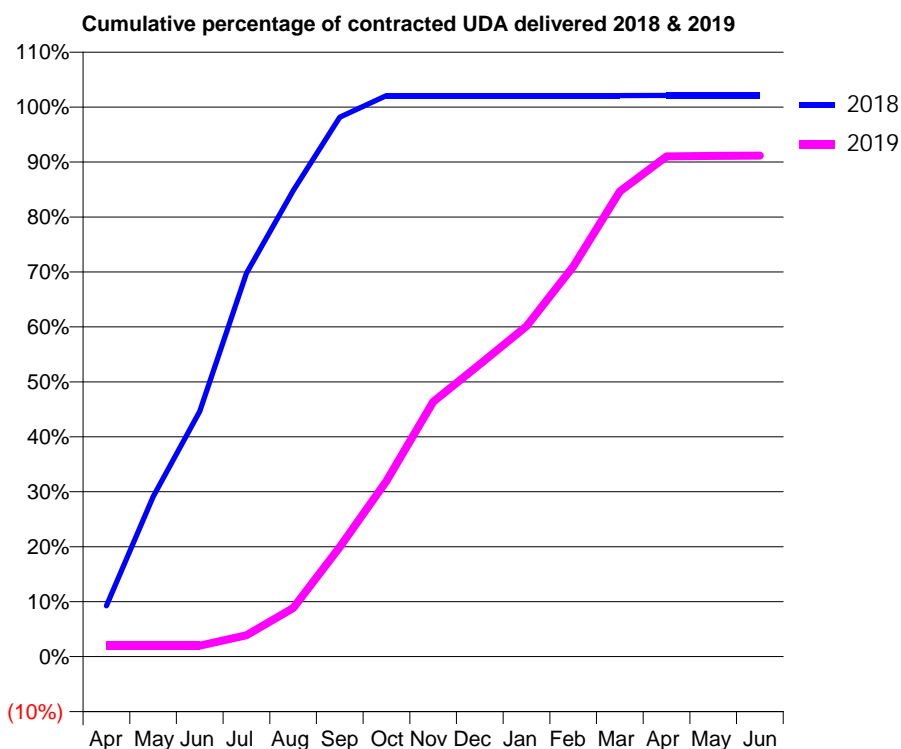
18/19 Contracted general activity (UDA)	3,282
Carry forward general activity (UDA)	-66
18/19 Contracted orthodontic activity (UOA)	0
Carry forward orthodontic activity (UOA)	0
Baseline contract value	£82,535.72

ACCESS*

Patients seen in 24 months	Total	Change since previous quarter
Quarter ending March 2018	682	
Quarter ending June 2018	424	↓
Quarter ending September 2018	732	↑
Quarter ending December 2018	1,180	↑
Quarter ending March 2019	1,506	↑
Variance since March 2018	120.8%	↑



ACTIVITY



Month	Adjusted Scheduled Activity (UDA)	
	2018	2019
April	304	66
May	956	66
June	1,465	66
July	2,289	128
August	2,782	291
September	3,221	654
October	3,350	1,049
November	3,350	1,523
December	3,350	1,746
January	3,350	1,973
February	3,350	2,330
March	3,350	2,777
April	3,351	2,987
May	3,351	2,991
June	3,351	2,992

QUALITY

	Quantity	Base Number	Contract	AT	Region	England
% of FP17s for the same patient ID Re-attending within 3 months - Children	5	404	1.2%	10.0%	11.5%	11.8%
% of FP17s for the same patient ID Re-attending within 3 months - Adults	56	1,305	4.3%	14.5%	15.2%	15.7%
% of FP17s for the same patient ID Re-attending between 3 & 9 months - Children	31	404	7.7%	56.7%	60.2%	58.9%
% of FP17s for the same patient ID Re-attending between 3 & 9 months - Adults	97	1,305	7.4%	50.0%	51.8%	50.8%
% of FP17s for Band 1 Urgent Courses	159	1,808	8.8%	8.7%	8.1%	9.1%
% of FP17s Relating to Free Repair or Replacements	0	1,808	0.0%	0.7%	0.8%	0.8%
% of FP17s Relating to Continuations	0	1,808	0.0%	0.9%	0.9%	0.9%
% of Patients satisfied with the dentistry they have received	0	0	N/A	92.9%	92.7%	92.5%
% of Patients satisfied with the time they had to wait for an appointment	0	0	N/A	87.3%	87.4%	87.0%

* This is based on patients treated on this contract for their most recent course of treatment. Figures in italics indicate the base number of FP17s or Patient Questionnaire responses are less than 100. N/A is shown where the base number of responses is less than 10 during the period. % is calculated as Quantity/Base number*100

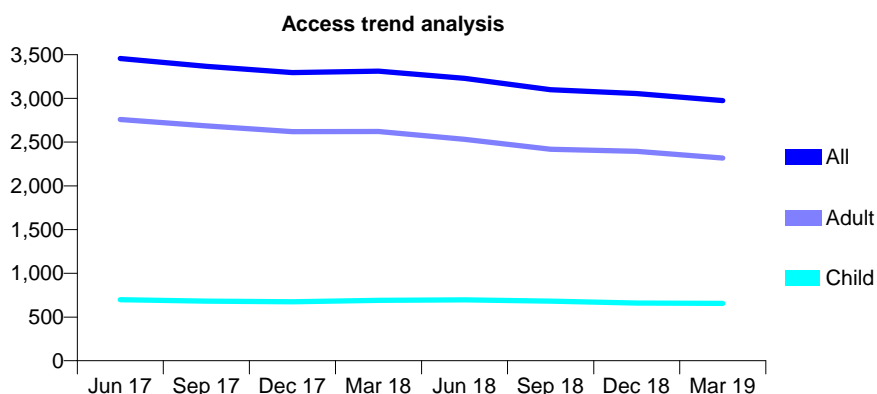
Q57 - Vital Signs At a Glance Contract Report for 991163/0001 - Year end March 2019

Name or company name	MR S DITTA
Contract type name	GDS Contract
Purpose of contract	General
Contract start date	01/12/2014
Contract end date	

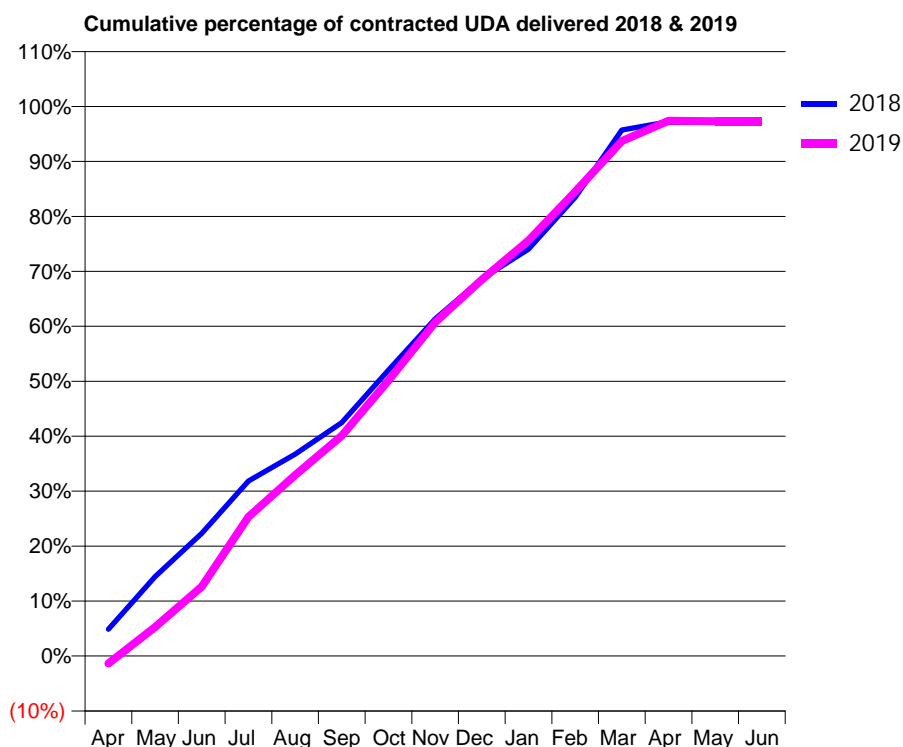
18/19 Contracted general activity (UDA)	9,500
Carry forward general activity (UDA)	264
18/19 Contracted orthodontic activity (UOA)	0
Carry forward orthodontic activity (UOA)	0
Baseline contract value	£233,657.83

ACCESS*

Patients seen in 24 months	Total	Change since previous quarter
Quarter ending March 2018	3,312	
Quarter ending June 2018	3,229	↓
Quarter ending September 2018	3,099	↓
Quarter ending December 2018	3,055	↓
Quarter ending March 2019	2,975	↓
Variance since March 2018	(10.2%)	↓



ACTIVITY



Month	Adjusted Scheduled Activity (UDA)	
	2018	2019
April	464	-131
May	1,374	500
June	2,122	1,200
July	3,026	2,407
August	3,489	3,126
September	4,036	3,809
October	4,941	4,765
November	5,827	5,769
December	6,519	6,506
January	7,035	7,183
February	7,929	8,029
March	9,091	8,903
April	9,236	9,253
May	9,236	9,244
June	9,236	9,244

QUALITY

	Quantity	Base Number	Contract	AT	Region	England
% of FP17s for the same patient ID Re-attending within 3 months - Children	11	803	1.4%	10.0%	11.5%	11.8%
% of FP17s for the same patient ID Re-attending within 3 months - Adults	133	2,519	5.3%	14.5%	15.2%	15.7%
% of FP17s for the same patient ID Re-attending between 3 & 9 months - Children	441	803	54.9%	56.7%	60.2%	58.9%
% of FP17s for the same patient ID Re-attending between 3 & 9 months - Adults	1,478	2,519	58.7%	50.0%	51.8%	50.8%
% of FP17s for Band 1 Urgent Courses	126	3,387	3.7%	8.7%	8.1%	9.1%
% of FP17s Relating to Free Repair or Replacements	22	3,387	0.6%	0.7%	0.8%	0.8%
% of FP17s Relating to Continuations	10	3,387	0.3%	0.9%	0.9%	0.9%
% of Patients satisfied with the dentistry they have received	3	3	N/A	92.9%	92.7%	92.5%
% of Patients satisfied with the time they had to wait for an appointment	2	3	N/A	87.3%	87.4%	87.0%

* This is based on patients treated on this contract for their most recent course of treatment.

Figures in italics indicate the base number of FP17s or Patient Questionnaire responses are less than 100. N/A is shown where the base number of responses is less than 10 during the period. % is calculated as Quantity/Base number*100

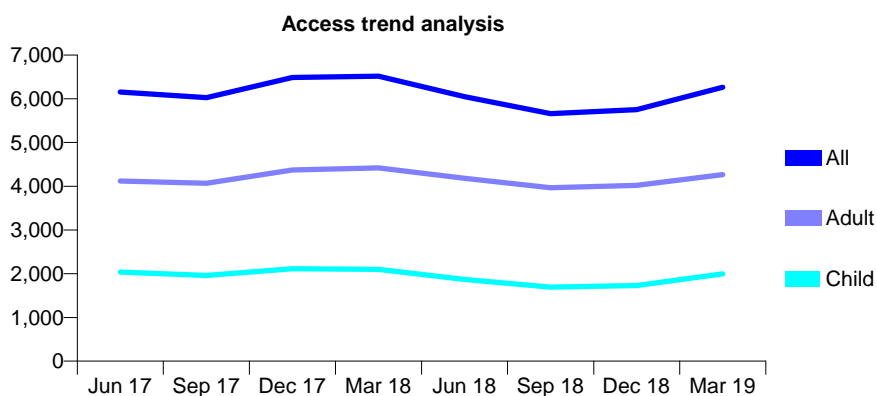
Q57 - Vital Signs At a Glance Contract Report for 993662/0001 - Year end March 2019

Name or company name	MRS JA JORDAN
Contract type name	GDS Contract
Purpose of contract	General
Contract start date	01/04/2006
Contract end date	

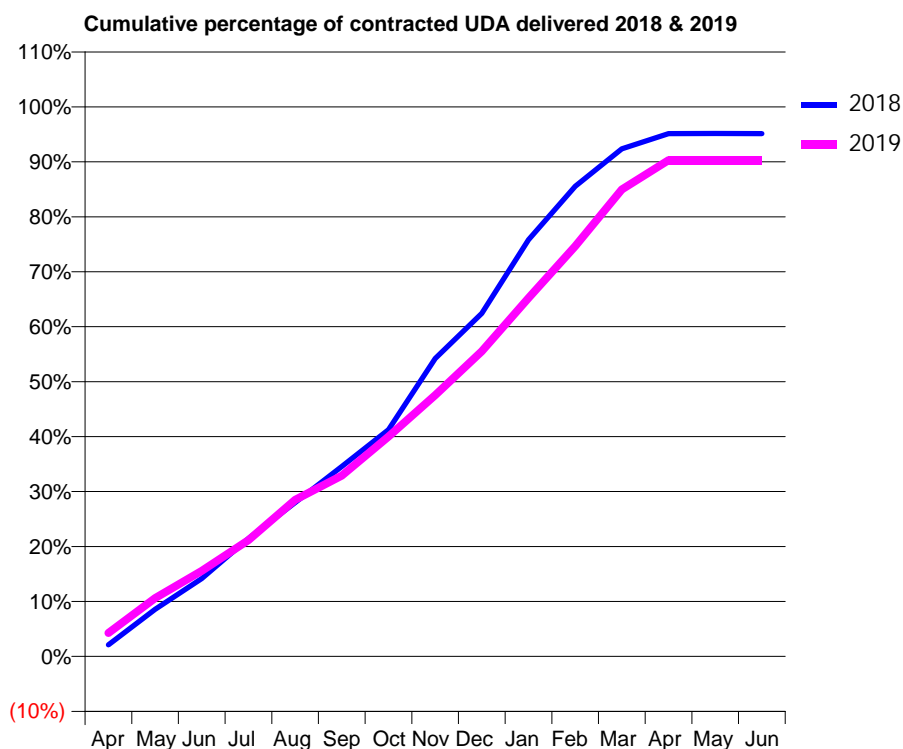
18/19 Contracted general activity (UDA)	13,700
Carry forward general activity (UDA)	0
18/19 Contracted orthodontic activity (UOA)	0
Carry forward orthodontic activity (UOA)	0
Baseline contract value	£410,886.42

ACCESS*

Patients seen in 24 months	Total	Change since previous quarter
Quarter ending March 2018	6,517	
Quarter ending June 2018	6,048	↓
Quarter ending September 2018	5,660	↓
Quarter ending December 2018	5,750	→
Quarter ending March 2019	6,262	↑
Variance since March 2018	(3.9%)	↓



ACTIVITY



Month	Adjusted Scheduled Activity (UDA)	
	2018	2019
April	289	582
May	1,174	1,456
June	1,940	2,134
July	2,941	2,900
August	3,835	3,905
September	4,736	4,505
October	5,654	5,479
November	7,429	6,515
December	8,552	7,604
January	10,387	8,935
February	11,719	10,228
March	12,656	11,640
April	13,033	12,370
May	13,036	12,370
June	13,034	12,370

QUALITY

	Quantity	Base Number	Contract	AT	Region	England
% of FP17s for the same patient ID Re-attending within 3 months - Children	92	2,509	3.7%	10.0%	11.5%	11.8%
% of FP17s for the same patient ID Re-attending within 3 months - Adults	471	4,628	10.2%	14.5%	15.2%	15.7%
% of FP17s for the same patient ID Re-attending between 3 & 9 months - Children	1,170	2,509	46.6%	56.7%	60.2%	58.9%
% of FP17s for the same patient ID Re-attending between 3 & 9 months - Adults	1,763	4,628	38.1%	50.0%	51.8%	50.8%
% of FP17s for Band 1 Urgent Courses	697	7,322	9.5%	8.7%	8.1%	9.1%
% of FP17s Relating to Free Repair or Replacements	15	7,322	0.2%	0.7%	0.8%	0.8%
% of FP17s Relating to Continuations	9	7,322	0.1%	0.9%	0.9%	0.9%
% of Patients satisfied with the dentistry they have received	1	1	N/A	92.9%	92.7%	92.5%
% of Patients satisfied with the time they had to wait for an appointment	1	1	N/A	87.3%	87.4%	87.0%

* This is based on patients treated on this contract for their most recent course of treatment. Figures in italics indicate the base number of FP17s or Patient Questionnaire responses are less than 100. N/A is shown where the base number of responses is less than 10 during the period. % is calculated as Quantity/Base number*100

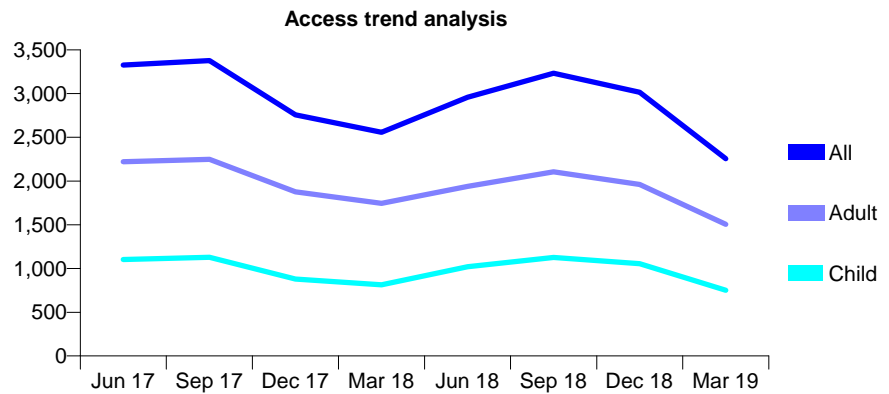
Q57 - Vital Signs At a Glance Contract Report for 993662/0002 - Year end March 2019

Name or company name	MRS JA JORDAN
Contract type name	GDS Contract
Purpose of contract	General
Contract start date	01/04/2006
Contract end date	

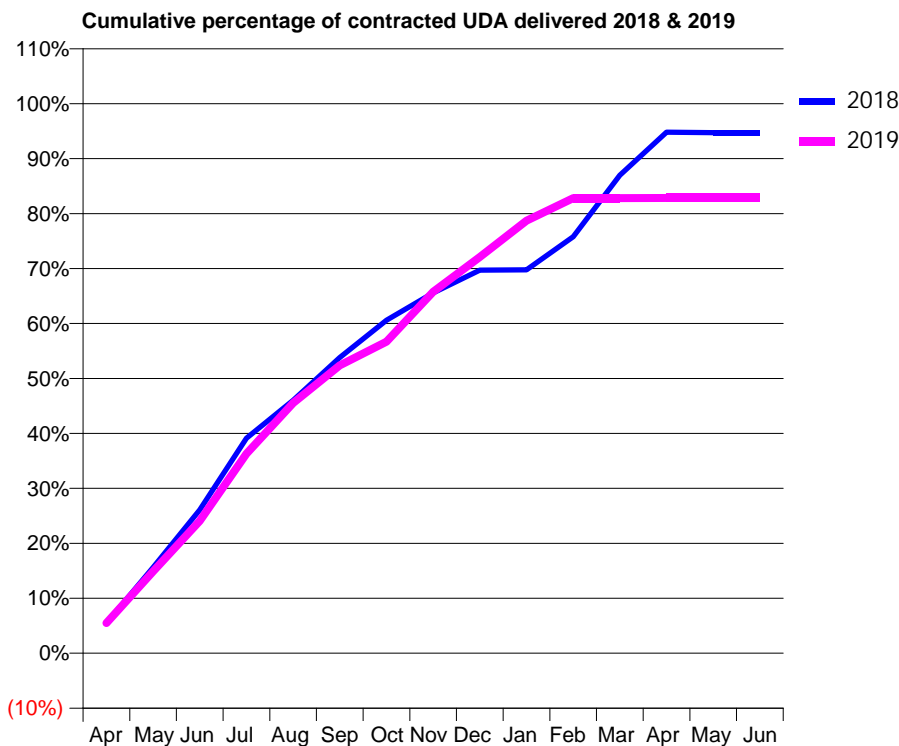
18/19 Contracted general activity (UDA)	6,000
Carry forward general activity (UDA)	0
18/19 Contracted orthodontic activity (UOA)	0
Carry forward orthodontic activity (UOA)	0
Baseline contract value	£152,767.11

ACCESS*

Patients seen in 24 months	Total	Change since previous quarter
Quarter ending March 2018	2,559	
Quarter ending June 2018	2,958	↑
Quarter ending September 2018	3,232	↑
Quarter ending December 2018	3,015	↓
Quarter ending March 2019	2,257	↓
Variance since March 2018	(11.8%)	↓



ACTIVITY



Month	Adjusted Scheduled Activity (UDA)	
	2018	2019
April	330	330
May	939	894
June	1,564	1,445
July	2,348	2,177
August	2,762	2,732
September	3,228	3,143
October	3,635	3,402
November	3,935	3,947
December	4,182	4,325
January	4,185	4,723
February	4,548	4,968
March	5,217	4,969
April	5,687	4,970
May	5,683	4,970
June	5,683	4,970

QUALITY

	Quantity	Base Number	Contract	AT	Region	England
% of FP17s for the same patient ID Re-attending within 3 months - Children	111	1,420	7.8%	10.0%	11.5%	11.8%
% of FP17s for the same patient ID Re-attending within 3 months - Adults	274	2,117	12.9%	14.5%	15.2%	15.7%
% of FP17s for the same patient ID Re-attending between 3 & 9 months - Children	462	1,420	32.5%	56.7%	60.2%	58.9%
% of FP17s for the same patient ID Re-attending between 3 & 9 months - Adults	461	2,117	21.8%	50.0%	51.8%	50.8%
% of FP17s for Band 1 Urgent Courses	472	3,299	14.3%	8.7%	8.1%	9.1%
% of FP17s Relating to Free Repair or Replacements	0	3,299	0.0%	0.7%	0.8%	0.8%
% of FP17s Relating to Continuations	4	3,299	0.1%	0.9%	0.9%	0.9%
% of Patients satisfied with the dentistry they have received	2	2	N/A	92.9%	92.7%	92.5%
% of Patients satisfied with the time they had to wait for an appointment	1	2	N/A	87.3%	87.4%	87.0%

* This is based on patients treated on this contract for their most recent course of treatment. Figures in italics indicate the base number of FP17s or Patient Questionnaire responses are less than 100. N/A is shown where the base number of responses is less than 10 during the period. % is calculated as Quantity/Base number*100

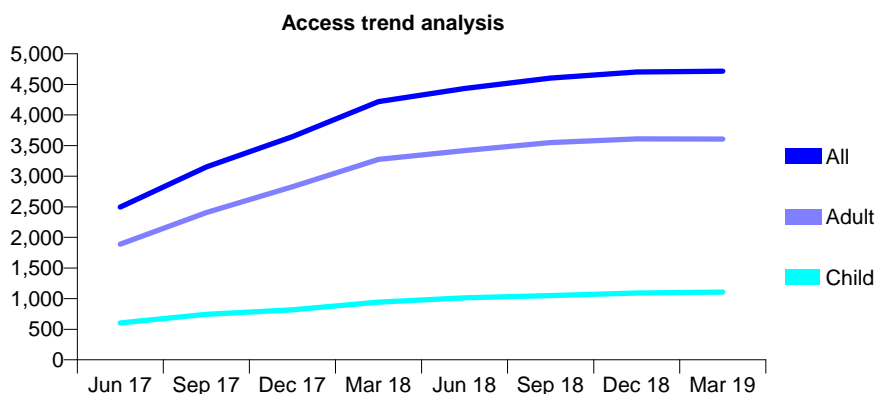
Q58 - Vital Signs At a Glance Contract Report for 100039/0000 - Year end March 2019

Name or company name	Damira Dental Studios Ltd
Contract type name	PDS Contract
Purpose of contract	General
Contract start date	01/04/2016
Contract end date	31/03/2021

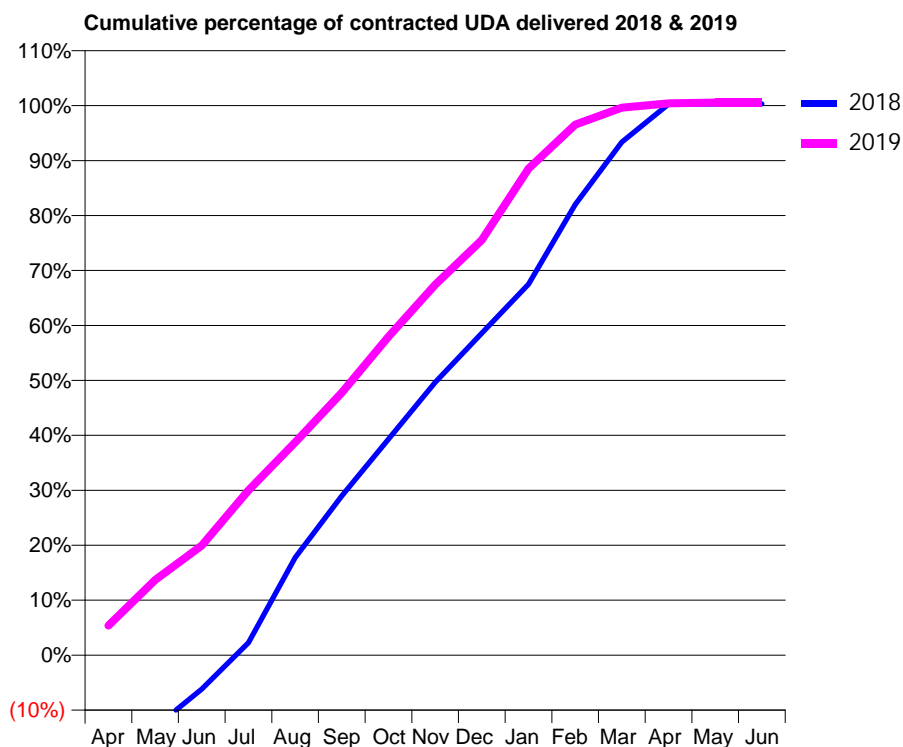
18/19 Contracted general activity (UDA)	10,255
Carry forward general activity (UDA)	-32
18/19 Contracted orthodontic activity (UOA)	0
Carry forward orthodontic activity (UOA)	0
Baseline contract value	£264,965.07

ACCESS*

Patients seen in 24 months	Total	Change since previous quarter
Quarter ending March 2018	4,219	
Quarter ending June 2018	4,434	↑
Quarter ending September 2018	4,602	↑
Quarter ending December 2018	4,702	↑
Quarter ending March 2019	4,715	→
Variance since March 2018	11.8%	↑



ACTIVITY



Month	Adjusted Scheduled Activity (UDA)	
	2018	2019
April	-2,380	554
May	-1,347	1,402
June	-635	2,048
July	233	3,075
August	1,824	3,969
September	2,971	4,897
October	4,031	5,941
November	5,094	6,911
December	6,010	7,745
January	6,922	9,080
February	8,410	9,902
March	9,574	10,217
April	10,282	10,298
May	10,284	10,310
June	10,287	10,311

QUALITY

	Quantity	Base Number	Contract	AT	Region	England
% of FP17s for the same patient ID Re-attending within 3 months - Children	96	1,364	7.0%	11.1%	11.5%	11.8%
% of FP17s for the same patient ID Re-attending within 3 months - Adults	531	3,803	14.0%	14.7%	15.2%	15.7%
% of FP17s for the same patient ID Re-attending between 3 & 9 months - Children	713	1,364	52.3%	58.0%	60.2%	58.9%
% of FP17s for the same patient ID Re-attending between 3 & 9 months - Adults	1,634	3,803	43.0%	48.6%	51.8%	50.8%
% of FP17s for Band 1 Urgent Courses	696	4,929	14.1%	8.7%	8.1%	9.1%
% of FP17s Relating to Free Repair or Replacements	12	4,929	0.2%	0.7%	0.8%	0.8%
% of FP17s Relating to Continuations	13	4,929	0.3%	0.8%	0.9%	0.9%
% of Patients satisfied with the dentistry they have received	2	2	N/A	94.2%	92.7%	92.5%
% of Patients satisfied with the time they had to wait for an appointment	2	2	N/A	85.1%	87.4%	87.0%

* This is based on patients treated on this contract for their most recent course of treatment. Figures in italics indicate the base number of FP17s or Patient Questionnaire responses are less than 100. N/A is shown where the base number of responses is less than 10 during the period. % is calculated as Quantity/Base number*100

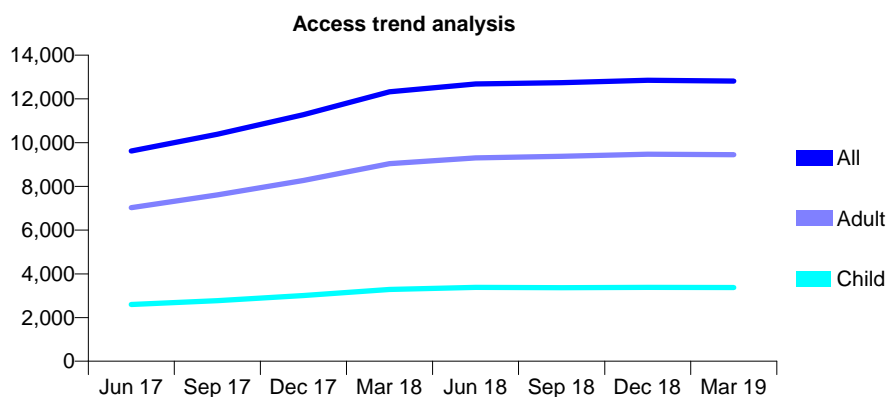
Q58 - Vital Signs At a Glance Contract Report for 100041/0000 - Year end March 2019

Name or company name	2:30 Ltd
Contract type name	GDS Contract
Purpose of contract	General and Orthodontic
Contract start date	01/04/2016
Contract end date	

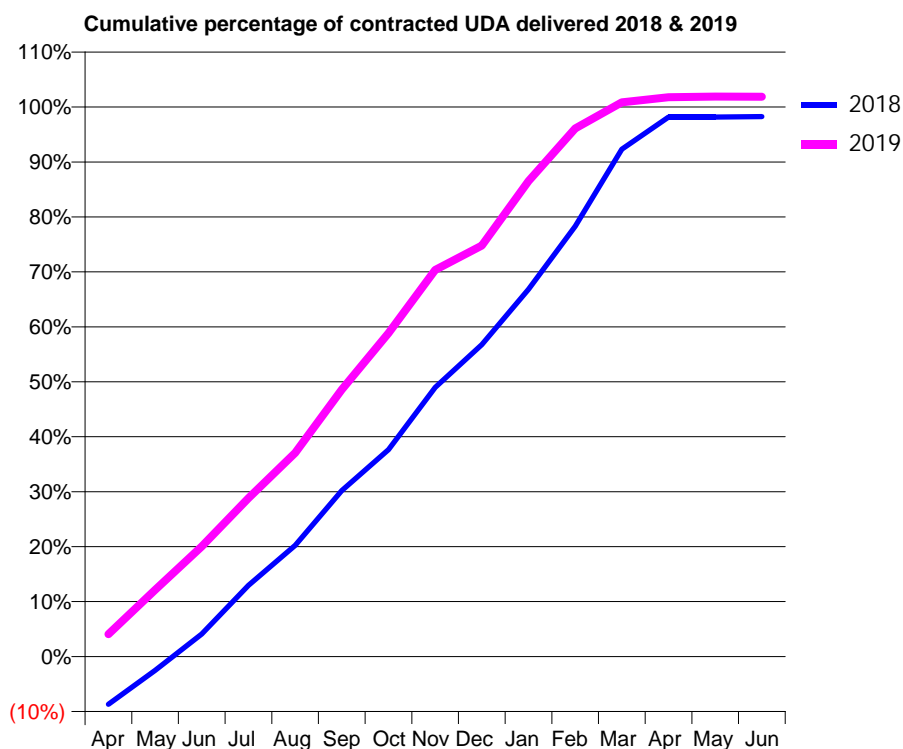
18/19 Contracted general activity (UDA)	31,550
Carry forward general activity (UDA)	557
18/19 Contracted orthodontic activity (UOA)	785
Carry forward orthodontic activity (UOA)	13
Baseline contract value	£958,878.10

ACCESS*

Patients seen in 24 months	Total	Change since previous quarter
Quarter ending March 2018	12,323	
Quarter ending June 2018	12,683	↑
Quarter ending September 2018	12,740	→
Quarter ending December 2018	12,849	→
Quarter ending March 2019	12,815	→
Variance since March 2018	4.0%	↑



ACTIVITY



Month	Adjusted Scheduled Activity (UDA)	
	2018	2019
April	-2,742	1,293
May	-797	3,833
June	1,300	6,324
July	4,083	9,099
August	6,389	11,695
September	9,526	15,326
October	11,879	18,569
November	15,453	22,202
December	17,906	23,593
January	21,082	27,298
February	24,704	30,319
March	29,131	31,815
April	30,974	32,117
May	30,976	32,143
June	30,993	32,134

QUALITY

	Quantity	Base Number	Contract	AT	Region	England
% of FP17s for the same patient ID Re-attending within 3 months - Children	504	4,796	10.5%	11.1%	11.5%	11.8%
% of FP17s for the same patient ID Re-attending within 3 months - Adults	1,643	11,737	14.0%	14.7%	15.2%	15.7%
% of FP17s for the same patient ID Re-attending between 3 & 9 months - Children	2,695	4,796	56.2%	58.0%	60.2%	58.9%
% of FP17s for the same patient ID Re-attending between 3 & 9 months - Adults	6,081	11,737	51.8%	48.6%	51.8%	50.8%
% of FP17s for Band 1 Urgent Courses	1,510	15,828	9.5%	8.7%	8.1%	9.1%
% of FP17s Relating to Free Repair or Replacements	241	15,828	1.5%	0.7%	0.8%	0.8%
% of FP17s Relating to Continuations	170	15,828	1.1%	0.8%	0.9%	0.9%
% of Patients satisfied with the dentistry they have received	2	2	N/A	94.2%	92.7%	92.5%
% of Patients satisfied with the time they had to wait for an appointment	2	2	N/A	85.1%	87.4%	87.0%

* This is based on patients treated on this contract for their most recent course of treatment. Figures in italics indicate the base number of FP17s or Patient Questionnaire responses are less than 100. N/A is shown where the base number of responses is less than 10 during the period. % is calculated as Quantity/Base number*100

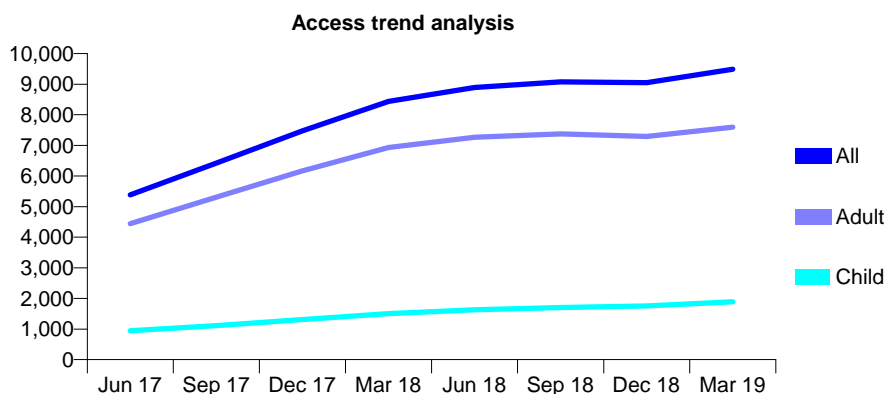
Q58 - Vital Signs At a Glance Contract Report for 100079/0000 - Year end March 2019

Name or company name	Rodericks Dental Limited
Contract type name	GDS Contract
Purpose of contract	General
Contract start date	01/04/2016
Contract end date	

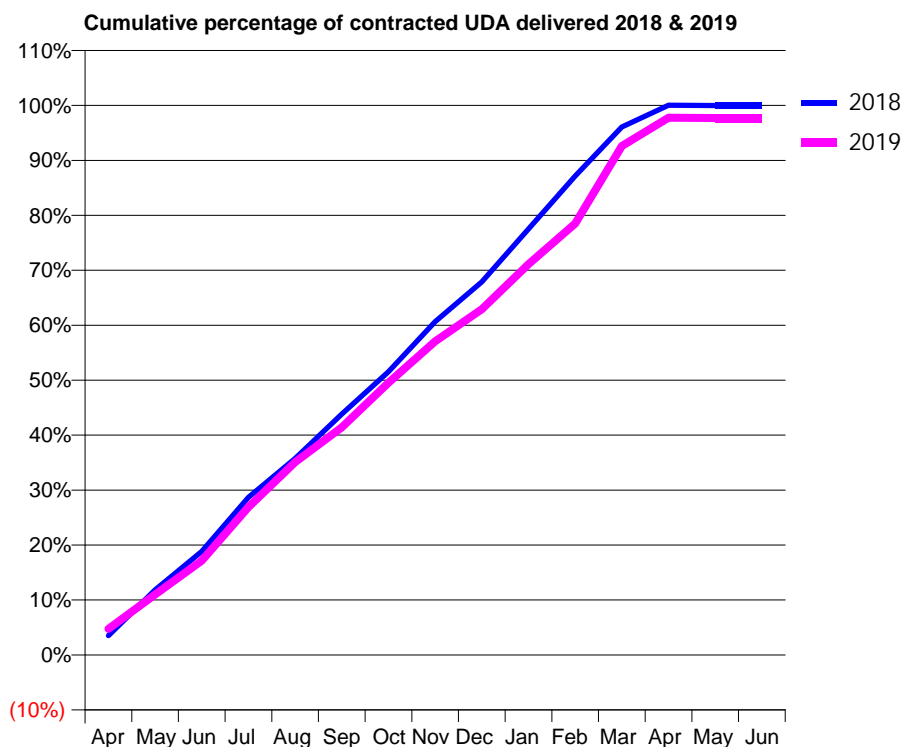
18/19 Contracted general activity (UDA)	25,000
Carry forward general activity (UDA)	9
18/19 Contracted orthodontic activity (UOA)	0
Carry forward orthodontic activity (UOA)	0
Baseline contract value	£648,993.21

ACCESS*

Patients seen in 24 months	Total	Change since previous quarter
Quarter ending March 2018	8,436	
Quarter ending June 2018	8,896	↑
Quarter ending September 2018	9,079	↑
Quarter ending December 2018	9,053	→
Quarter ending March 2019	9,489	↑
Variance since March 2018	12.5%	↑



ACTIVITY



Month	2018	2019
April	884	1,185
May	2,965	2,748
June	4,711	4,285
July	7,167	6,723
August	8,942	8,772
September	10,962	10,353
October	12,888	12,388
November	15,166	14,266
December	16,973	15,722
January	19,382	17,776
February	21,789	19,629
March	24,012	23,147
April	25,008	24,438
May	24,990	24,422
June	24,991	24,424

QUALITY

	Quantity	Base Number	Contract	AT	Region	England
% of FP17s for the same patient ID Re-attending within 3 months - Children	215	2,523	8.5%	11.1%	11.5%	11.8%
% of FP17s for the same patient ID Re-attending within 3 months - Adults	1,577	8,664	18.2%	14.7%	15.2%	15.7%
% of FP17s for the same patient ID Re-attending between 3 & 9 months - Children	1,147	2,523	45.5%	58.0%	60.2%	58.9%
% of FP17s for the same patient ID Re-attending between 3 & 9 months - Adults	2,793	8,664	32.2%	48.6%	51.8%	50.8%
% of FP17s for Band 1 Urgent Courses	3,550	11,260	31.5%	8.7%	8.1%	9.1%
% of FP17s Relating to Free Repair or Replacements	89	11,260	0.8%	0.7%	0.8%	0.8%
% of FP17s Relating to Continuations	15	11,260	0.1%	0.8%	0.9%	0.9%
% of Patients satisfied with the dentistry they have received	3	3	N/A	94.2%	92.7%	92.5%
% of Patients satisfied with the time they had to wait for an appointment	3	3	N/A	85.1%	87.4%	87.0%

* This is based on patients treated on this contract for their most recent course of treatment.

Figures in italics indicate the base number of FP17s or Patient Questionnaire responses are less than 100. N/A is shown where the base number of responses is less than 10 during the period. % is calculated as Quantity/Base number*100

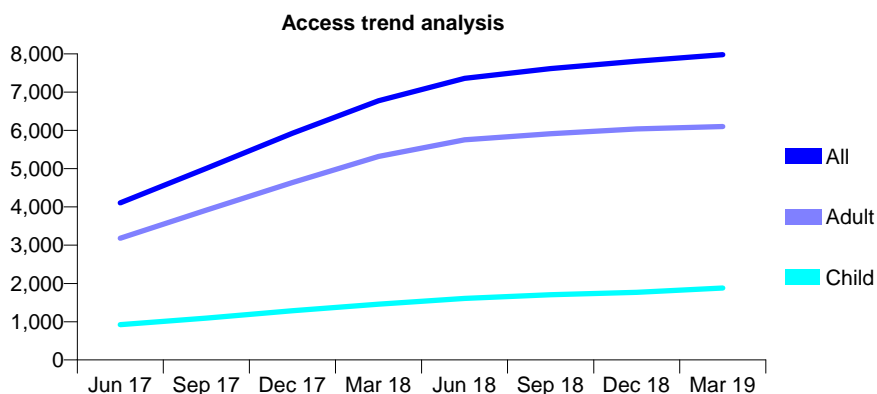
Q58 - Vital Signs At a Glance Contract Report for 100081/0000 - Year end March 2019

Name or company name	Rodericks Dental Limited
Contract type name	GDS Contract
Purpose of contract	General
Contract start date	01/04/2016
Contract end date	

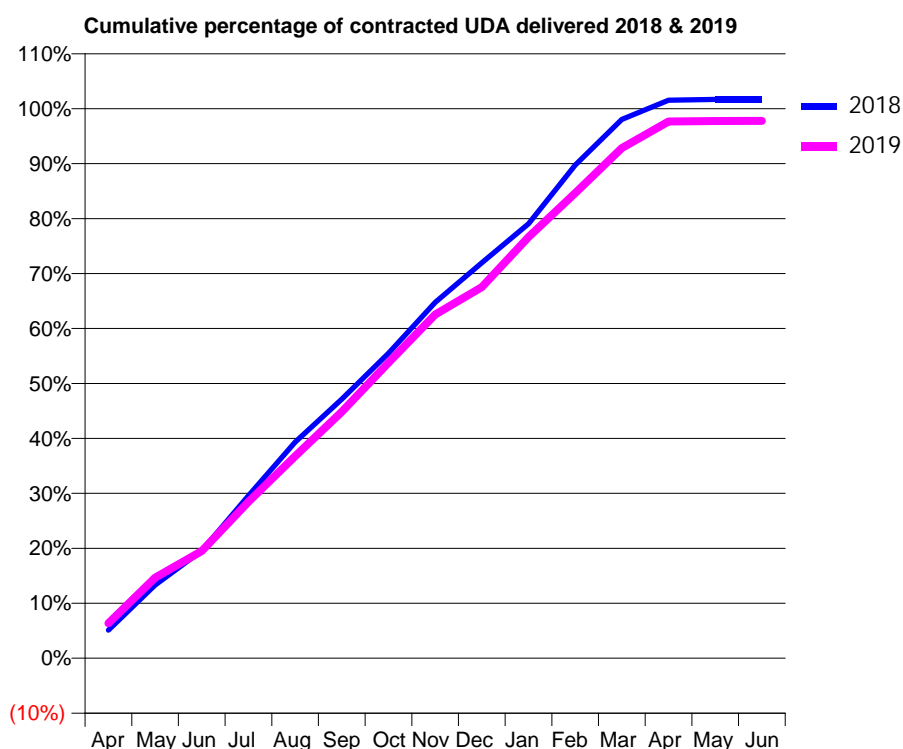
18/19 Contracted general activity (UDA)	25,000
Carry forward general activity (UDA)	-416
18/19 Contracted orthodontic activity (UOA)	0
Carry forward orthodontic activity (UOA)	0
Baseline contract value	£652,354.54

ACCESS*

Patients seen in 24 months	Total	Change since previous quarter
Quarter ending March 2018	6,776	
Quarter ending June 2018	7,360	↑
Quarter ending September 2018	7,614	↑
Quarter ending December 2018	7,808	↑
Quarter ending March 2019	7,980	↑
Variance since March 2018	17.8%	↑



ACTIVITY



Month	Adjusted Scheduled Activity (UDA)	
	2018	2019
April	1,275	1,595
May	3,333	3,669
June	4,890	4,872
July	7,395	7,121
August	9,828	9,196
September	11,786	11,208
October	13,871	13,449
November	16,187	15,637
December	17,987	16,879
January	19,763	19,163
February	22,440	21,166
March	24,512	23,208
April	25,380	24,415
May	25,416	24,441
June	25,416	24,446

QUALITY

	Quantity	Base Number	Contract	AT	Region	England
% of FP17s for the same patient ID Re-attending within 3 months - Children	244	2,453	9.9%	11.1%	11.5%	11.8%
% of FP17s for the same patient ID Re-attending within 3 months - Adults	1,085	6,132	17.7%	14.7%	15.2%	15.7%
% of FP17s for the same patient ID Re-attending between 3 & 9 months - Children	978	2,453	39.9%	58.0%	60.2%	58.9%
% of FP17s for the same patient ID Re-attending between 3 & 9 months - Adults	1,453	6,132	23.7%	48.6%	51.8%	50.8%
% of FP17s for Band 1 Urgent Courses	2,830	8,711	32.5%	8.7%	8.1%	9.1%
% of FP17s Relating to Free Repair or Replacements	16	8,711	0.2%	0.7%	0.8%	0.8%
% of FP17s Relating to Continuations	23	8,711	0.3%	0.8%	0.9%	0.9%
% of Patients satisfied with the dentistry they have received	1	1	N/A	94.2%	92.7%	92.5%
% of Patients satisfied with the time they had to wait for an appointment	0	1	N/A	85.1%	87.4%	87.0%

* This is based on patients treated on this contract for their most recent course of treatment.

Figures in italics indicate the base number of FP17s or Patient Questionnaire responses are less than 100. N/A is shown where the base number of responses is less than 10 during the period. % is calculated as Quantity/Base number*100

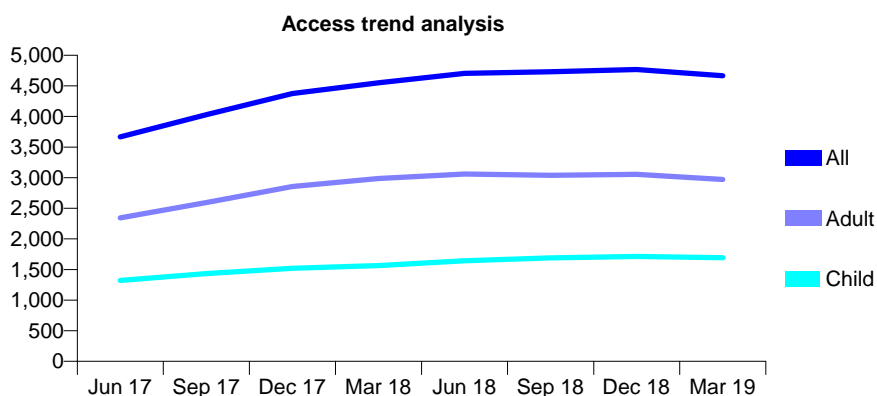
Q58 - Vital Signs At a Glance Contract Report for 100082/0000 - Year end March 2019

Name or company name	Rodericks Dental Limited
Contract type name	GDS Contract
Purpose of contract	General
Contract start date	01/04/2016
Contract end date	

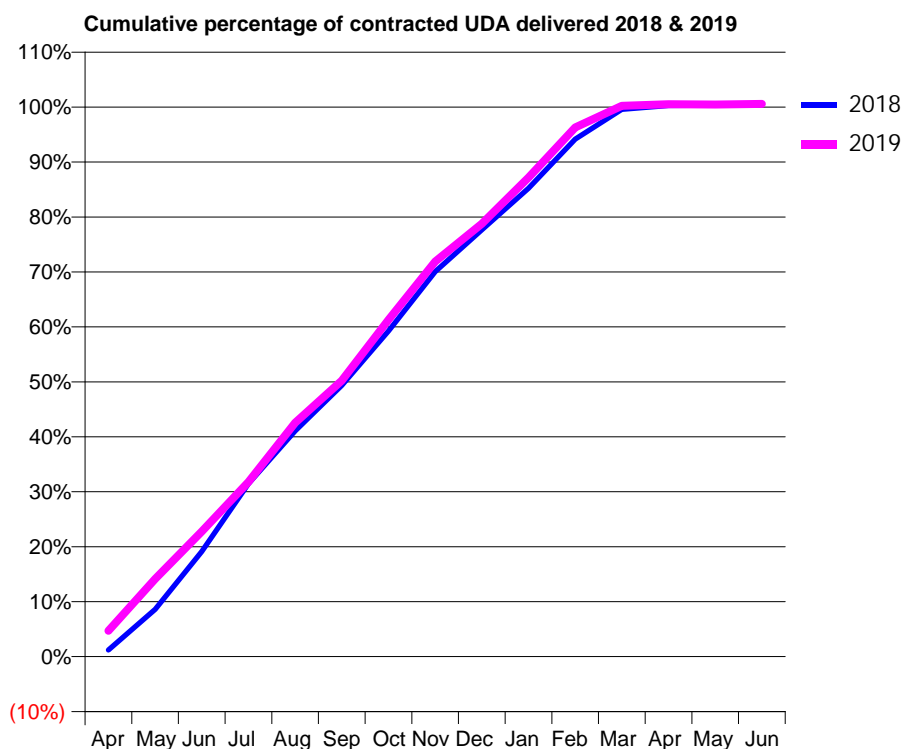
18/19 Contracted general activity (UDA)	14,000
Carry forward general activity (UDA)	-74
18/19 Contracted orthodontic activity (UOA)	0
Carry forward orthodontic activity (UOA)	0
Baseline contract value	£374,206.44

ACCESS*

Patients seen in 24 months	Total	Change since previous quarter
Quarter ending March 2018	4,551	
Quarter ending June 2018	4,705	↑
Quarter ending September 2018	4,730	→
Quarter ending December 2018	4,769	→
Quarter ending March 2019	4,665	↓
Variance since March 2018	2.5%	↑



ACTIVITY



Month	Adjusted Scheduled Activity (UDA)	
	2018	2019
April	173	657
May	1,203	1,980
June	2,674	3,188
July	4,404	4,451
August	5,749	5,961
September	6,909	7,031
October	8,295	8,579
November	9,807	10,066
December	10,871	11,025
January	11,930	12,207
February	13,184	13,480
March	13,940	14,033
April	14,040	14,075
May	14,047	14,064
June	14,075	14,079

QUALITY

	Quantity	Base Number	Contract	AT	Region	England
% of FP17s for the same patient ID Re-attending within 3 months - Children	233	2,415	9.6%	11.1%	11.5%	11.8%
% of FP17s for the same patient ID Re-attending within 3 months - Adults	635	3,626	17.5%	14.7%	15.2%	15.7%
% of FP17s for the same patient ID Re-attending between 3 & 9 months - Children	1,277	2,415	52.9%	58.0%	60.2%	58.9%
% of FP17s for the same patient ID Re-attending between 3 & 9 months - Adults	1,659	3,626	45.8%	48.6%	51.8%	50.8%
% of FP17s for Band 1 Urgent Courses	700	5,992	11.7%	8.7%	8.1%	9.1%
% of FP17s Relating to Free Repair or Replacements	29	5,992	0.5%	0.7%	0.8%	0.8%
% of FP17s Relating to Continuations	1	5,992	0.0%	0.8%	0.9%	0.9%
% of Patients satisfied with the dentistry they have received	0	0	N/A	94.2%	92.7%	92.5%
% of Patients satisfied with the time they had to wait for an appointment	0	0	N/A	85.1%	87.4%	87.0%

* This is based on patients treated on this contract for their most recent course of treatment. Figures in italics indicate the base number of FP17s or Patient Questionnaire responses are less than 100. N/A is shown where the base number of responses is less than 10 during the period. % is calculated as Quantity/Base number*100

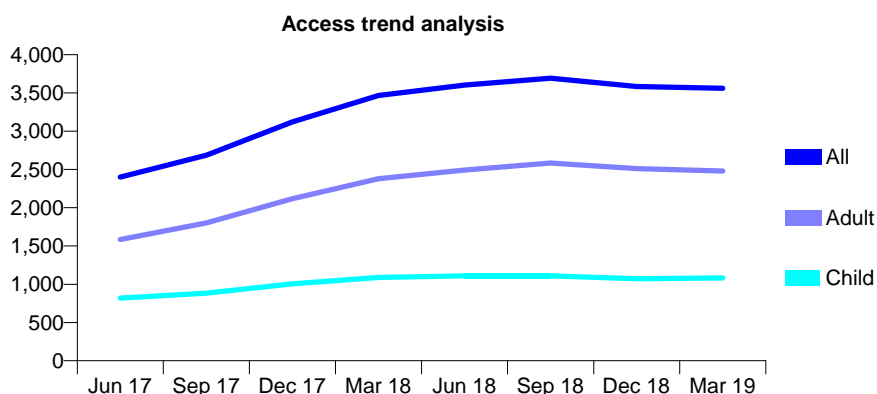
Q58 - Vital Signs At a Glance Contract Report for 100232/0000 - Year end March 2019

Name or company name	Mr R Naidoo and Mrs S Naidoo
Contract type name	GDS Contract
Purpose of contract	General
Contract start date	01/11/2016
Contract end date	

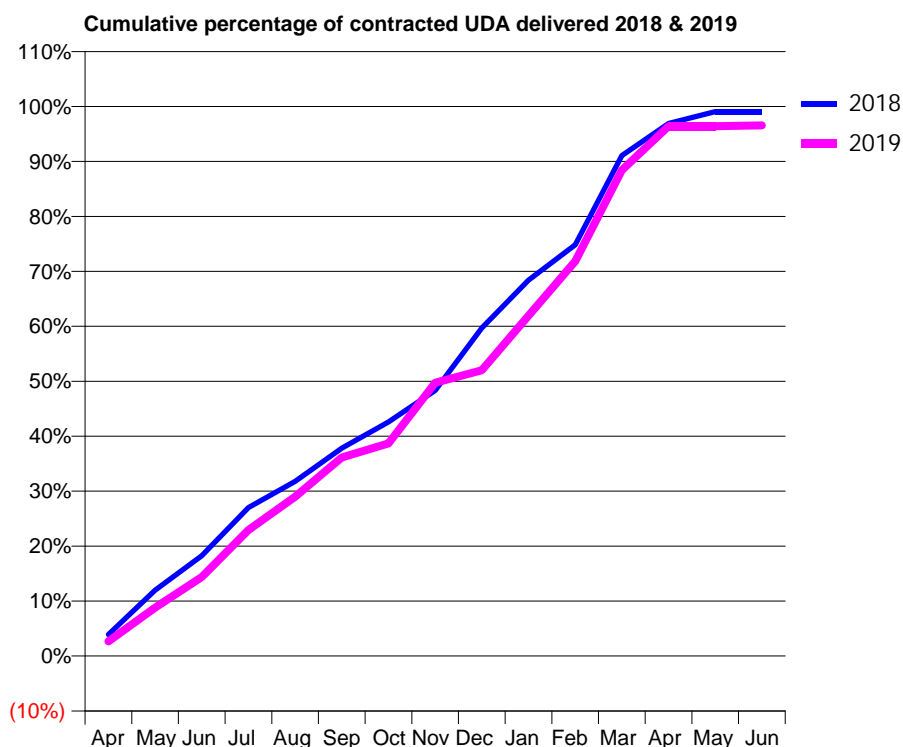
18/19 Contracted general activity (UDA)	7,404
Carry forward general activity (UDA)	68
18/19 Contracted orthodontic activity (UOA)	0
Carry forward orthodontic activity (UOA)	0
Baseline contract value	£194,099.78

ACCESS*

Patients seen in 24 months	Total	Change since previous quarter
Quarter ending March 2018	3,467	
Quarter ending June 2018	3,602	↑
Quarter ending September 2018	3,693	↑
Quarter ending December 2018	3,584	↓
Quarter ending March 2019	3,561	→
Variance since March 2018	2.7%	↑



ACTIVITY



Month	Adjusted Scheduled Activity (UDA)	
	2018	2019
April	291	199
May	887	653
June	1,351	1,064
July	2,000	1,698
August	2,355	2,146
September	2,800	2,675
October	3,154	2,864
November	3,578	3,683
December	4,419	3,849
January	5,064	4,586
February	5,539	5,320
March	6,740	6,545
April	7,174	7,138
May	7,334	7,138
June	7,335	7,148

QUALITY

	Quantity	Base Number	Contract	AT	Region	England
% of FP17s for the same patient ID Re-attending within 3 months - Children	189	1,338	14.1%	11.1%	11.5%	11.8%
% of FP17s for the same patient ID Re-attending within 3 months - Adults	421	2,610	16.1%	14.7%	15.2%	15.7%
% of FP17s for the same patient ID Re-attending between 3 & 9 months - Children	532	1,338	39.8%	58.0%	60.2%	58.9%
% of FP17s for the same patient ID Re-attending between 3 & 9 months - Adults	869	2,610	33.3%	48.6%	51.8%	50.8%
% of FP17s for Band 1 Urgent Courses	257	3,428	7.5%	8.7%	8.1%	9.1%
% of FP17s Relating to Free Repair or Replacements	33	3,428	1.0%	0.7%	0.8%	0.8%
% of FP17s Relating to Continuations	6	3,428	0.2%	0.8%	0.9%	0.9%
% of Patients satisfied with the dentistry they have received	3	3	N/A	94.2%	92.7%	92.5%
% of Patients satisfied with the time they had to wait for an appointment	3	3	N/A	85.1%	87.4%	87.0%

* This is based on patients treated on this contract for their most recent course of treatment. Figures in italics indicate the base number of FP17s or Patient Questionnaire responses are less than 100. N/A is shown where the base number of responses is less than 10 during the period. % is calculated as Quantity/Base number*100

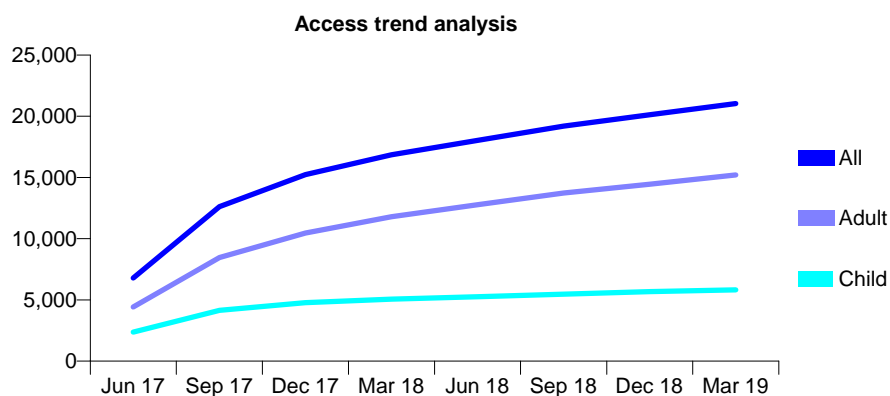
Q58 - Vital Signs At a Glance Contract Report for 100345/0000 - Year end March 2019

Name or company name	Oradi Ltd.
Contract type name	GDS Contract
Purpose of contract	General
Contract start date	01/04/2017
Contract end date	

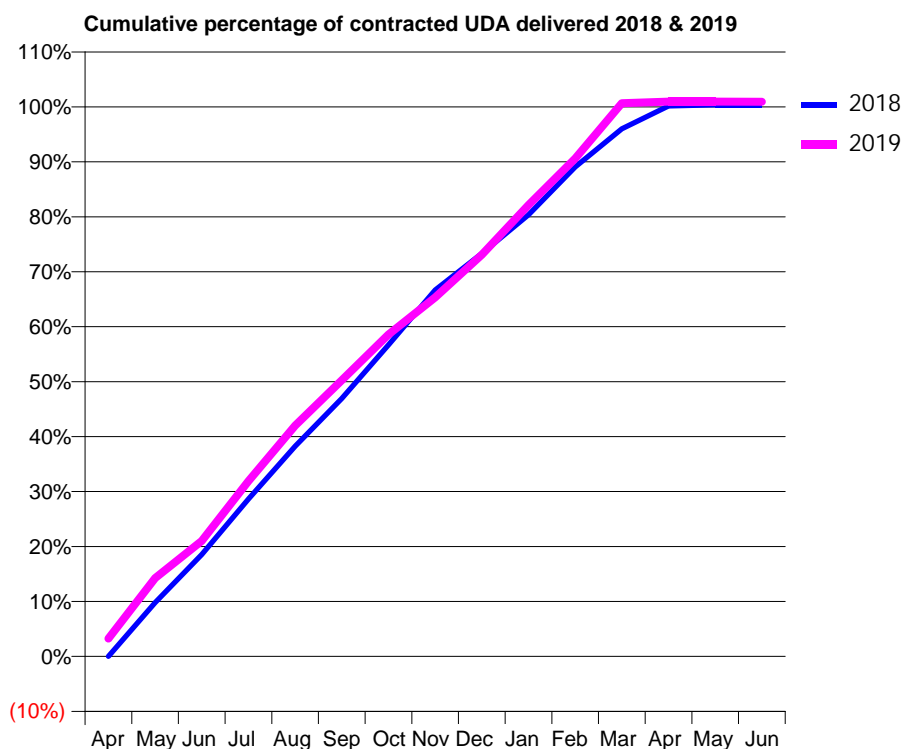
18/19 Contracted general activity (UDA)	52,783
Carry forward general activity (UDA)	-207
18/19 Contracted orthodontic activity (UOA)	0
Carry forward orthodontic activity (UOA)	0
Baseline contract value	£1,326,954.00

ACCESS*

Patients seen in 24 months	Total	Change since previous quarter
Quarter ending March 2018	16,858	
Quarter ending June 2018	18,037	↑
Quarter ending September 2018	19,204	↑
Quarter ending December 2018	20,125	↑
Quarter ending March 2019	21,042	↑
Variance since March 2018	24.8%	↑



ACTIVITY



Month	Adjusted Scheduled Activity (UDA)	
	2018	2019
April	0	1,708
May	5,231	7,521
June	9,872	11,097
July	15,273	16,840
August	20,397	22,180
September	25,030	26,526
October	30,212	30,912
November	35,544	34,489
December	39,098	38,575
January	42,846	43,357
February	47,488	47,824
March	51,177	53,131
April	53,404	53,290
May	53,515	53,278
June	53,523	53,270

QUALITY

	Quantity	Base Number	Contract	AT	Region	England
% of FP17s for the same patient ID Re-attending within 3 months - Children	882	9,438	9.3%	11.1%	11.5%	11.8%
% of FP17s for the same patient ID Re-attending within 3 months - Adults	2,212	20,500	10.8%	14.7%	15.2%	15.7%
% of FP17s for the same patient ID Re-attending between 3 & 9 months - Children	6,206	9,438	65.8%	58.0%	60.2%	58.9%
% of FP17s for the same patient ID Re-attending between 3 & 9 months - Adults	10,829	20,500	52.8%	48.6%	51.8%	50.8%
% of FP17s for Band 1 Urgent Courses	1,484	28,856	5.1%	8.7%	8.1%	9.1%
% of FP17s Relating to Free Repair or Replacements	119	28,856	0.4%	0.7%	0.8%	0.8%
% of FP17s Relating to Continuations	94	28,856	0.3%	0.8%	0.9%	0.9%
% of Patients satisfied with the dentistry they have received	4	4	N/A	94.2%	92.7%	92.5%
% of Patients satisfied with the time they had to wait for an appointment	4	4	N/A	85.1%	87.4%	87.0%

* This is based on patients treated on this contract for their most recent course of treatment. Figures in italics indicate the base number of FP17s or Patient Questionnaire responses are less than 100. N/A is shown where the base number of responses is less than 10 during the period. % is calculated as Quantity/Base number*100

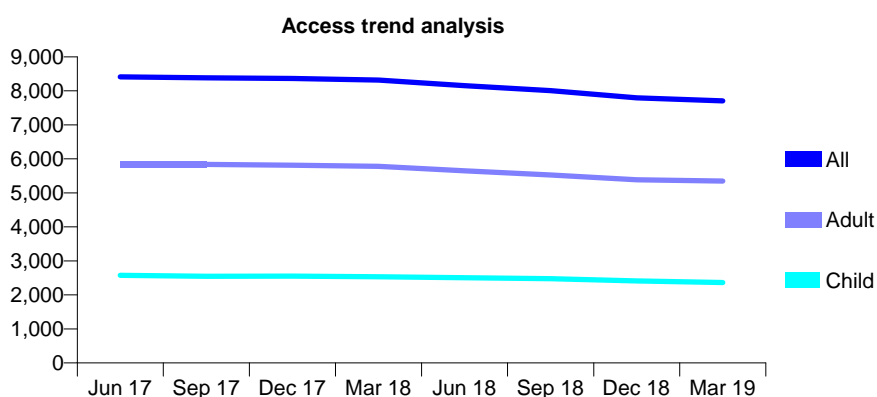
Q58 - Vital Signs At a Glance Contract Report for 101281/0053 - Year end March 2019

Name or company name	OASIS DENTAL CARE LTD
Contract type name	GDS Contract
Purpose of contract	General
Contract start date	01/04/2006
Contract end date	

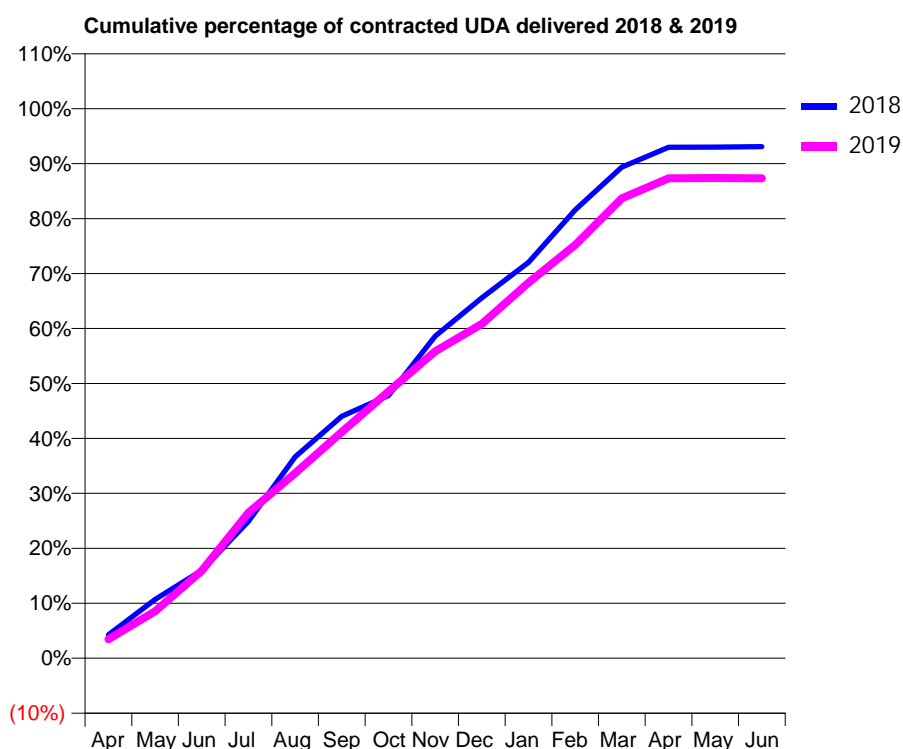
18/19 Contracted general activity (UDA)	22,735
Carry forward general activity (UDA)	0
18/19 Contracted orthodontic activity (UOA)	0
Carry forward orthodontic activity (UOA)	0
Baseline contract value	£587,119.97

ACCESS*

Patients seen in 24 months	Total	Change since previous quarter
Quarter ending March 2018	8,319	
Quarter ending June 2018	8,156	↓
Quarter ending September 2018	8,004	↓
Quarter ending December 2018	7,796	↓
Quarter ending March 2019	7,709	↓
Variance since March 2018	(7.3%)	↓



ACTIVITY



Month	Adjusted Scheduled Activity (UDA)	
	2018	2019
April	968	788
May	2,438	1,945
June	3,633	3,619
July	5,663	6,024
August	8,335	7,655
September	10,004	9,358
October	10,864	11,033
November	13,324	12,697
December	14,906	13,827
January	16,379	15,532
February	18,551	17,103
March	20,314	19,028
April	21,139	19,854
May	21,145	19,866
June	21,159	19,852

QUALITY

	Quantity	Base Number	Contract	AT	Region	England
% of FP17s for the same patient ID Re-attending within 3 months - Children	311	3,832	8.1%	11.1%	11.5%	11.8%
% of FP17s for the same patient ID Re-attending within 3 months - Adults	1,270	7,711	16.5%	14.7%	15.2%	15.7%
% of FP17s for the same patient ID Re-attending between 3 & 9 months - Children	2,578	3,832	67.3%	58.0%	60.2%	58.9%
% of FP17s for the same patient ID Re-attending between 3 & 9 months - Adults	4,503	7,711	58.4%	48.6%	51.8%	50.8%
% of FP17s for Band 1 Urgent Courses	1,262	11,466	11.0%	8.7%	8.1%	9.1%
% of FP17s Relating to Free Repair or Replacements	56	11,466	0.5%	0.7%	0.8%	0.8%
% of FP17s Relating to Continuations	55	11,466	0.5%	0.8%	0.9%	0.9%
% of Patients satisfied with the dentistry they have received	3	3	N/A	94.2%	92.7%	92.5%
% of Patients satisfied with the time they had to wait for an appointment	3	3	N/A	85.1%	87.4%	87.0%

* This is based on patients treated on this contract for their most recent course of treatment. Figures in italics indicate the base number of FP17s or Patient Questionnaire responses are less than 100. N/A is shown where the base number of responses is less than 10 during the period. % is calculated as Quantity/Base number*100

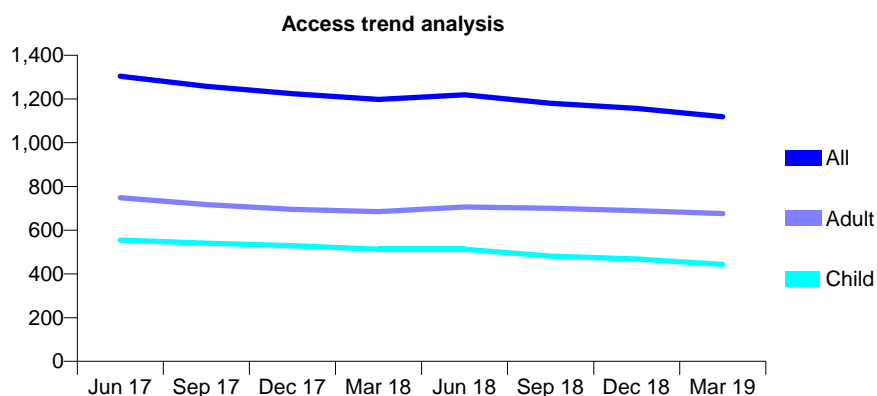
Q58 - Vital Signs At a Glance Contract Report for 101281/0075 - Year end March 2019

Name or company name	OASIS DENTAL CARE LTD
Contract type name	GDS Contract
Purpose of contract	General
Contract start date	01/04/2006
Contract end date	

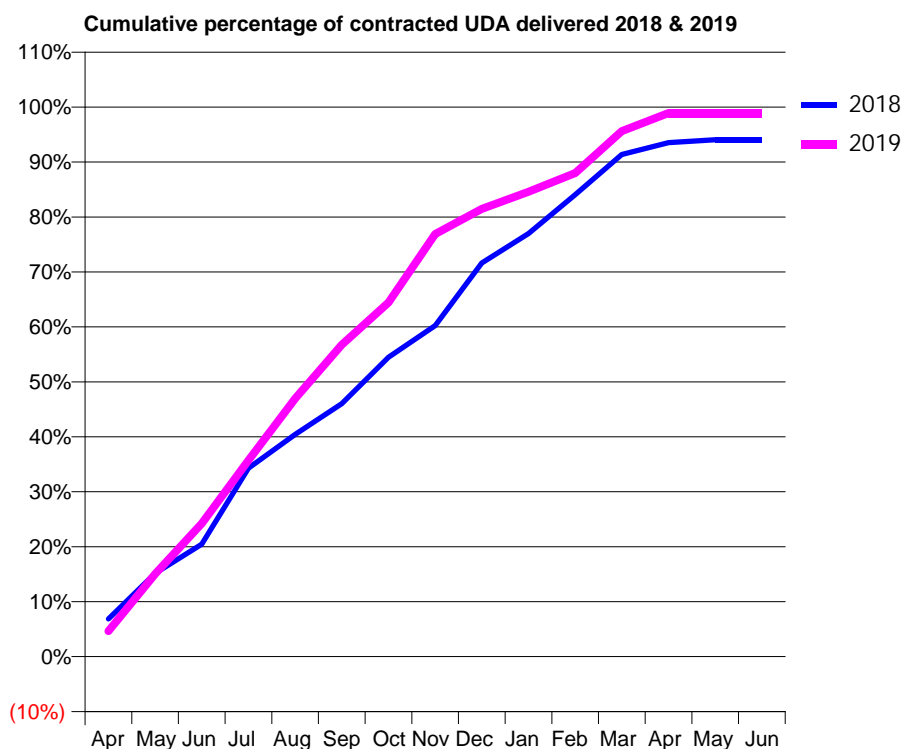
18/19 Contracted general activity (UDA)	3,032
Carry forward general activity (UDA)	0
18/19 Contracted orthodontic activity (UOA)	0
Carry forward orthodontic activity (UOA)	0
Baseline contract value	£65,229.41

ACCESS*

Patients seen in 24 months	Total	Change since previous quarter
Quarter ending March 2018	1,198	
Quarter ending June 2018	1,219	→
Quarter ending September 2018	1,181	↓
Quarter ending December 2018	1,157	↓
Quarter ending March 2019	1,119	↓
Variance since March 2018	(6.6%)	↓



ACTIVITY



Month	Adjusted Scheduled Activity (UDA)	
	2018	2019
April	208	141
May	460	456
June	621	734
July	1,040	1,083
August	1,226	1,424
September	1,395	1,721
October	1,651	1,954
November	1,827	2,331
December	2,171	2,471
January	2,334	2,565
February	2,549	2,668
March	2,770	2,900
April	2,835	2,999
May	2,852	2,999
June	2,852	2,999

QUALITY

	Quantity	Base Number	Contract	AT	Region	England
% of FP17s for the same patient ID Re-attending within 3 months - Children	21	706	3.0%	11.1%	11.5%	11.8%
% of FP17s for the same patient ID Re-attending within 3 months - Adults	128	843	15.2%	14.7%	15.2%	15.7%
% of FP17s for the same patient ID Re-attending between 3 & 9 months - Children	449	706	63.6%	58.0%	60.2%	58.9%
% of FP17s for the same patient ID Re-attending between 3 & 9 months - Adults	480	843	56.9%	48.6%	51.8%	50.8%
% of FP17s for Band 1 Urgent Courses	100	1,539	6.5%	8.7%	8.1%	9.1%
% of FP17s Relating to Free Repair or Replacements	4	1,539	0.3%	0.7%	0.8%	0.8%
% of FP17s Relating to Continuations	14	1,539	0.9%	0.8%	0.9%	0.9%
% of Patients satisfied with the dentistry they have received	2	2	N/A	94.2%	92.7%	92.5%
% of Patients satisfied with the time they had to wait for an appointment	1	2	N/A	85.1%	87.4%	87.0%

* This is based on patients treated on this contract for their most recent course of treatment. Figures in italics indicate the base number of FP17s or Patient Questionnaire responses are less than 100. N/A is shown where the base number of responses is less than 10 during the period. % is calculated as Quantity/Base number*100

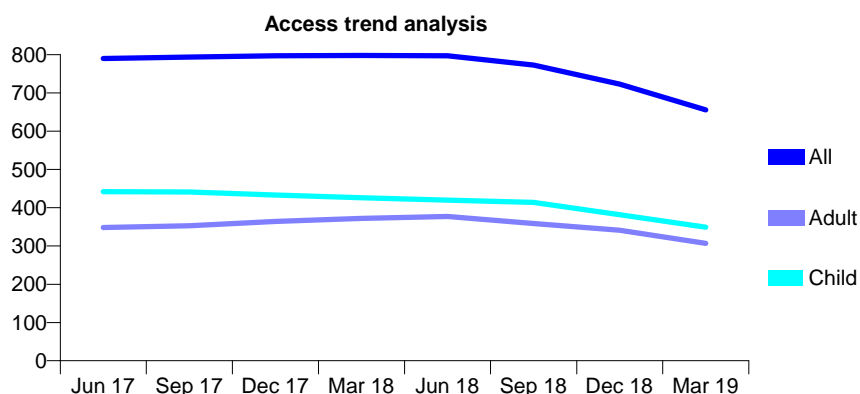
Q58 - Vital Signs At a Glance Contract Report for 101281/0091 - Year end March 2019

Name or company name	OASIS DENTAL CARE LTD
Contract type name	GDS Contract
Purpose of contract	General
Contract start date	01/04/2006
Contract end date	

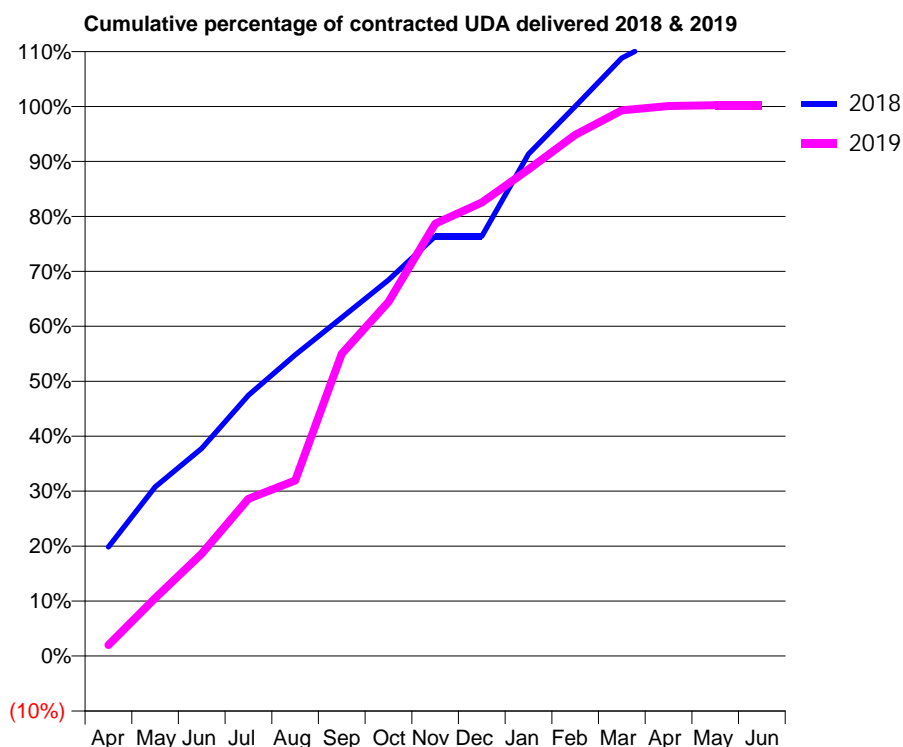
18/19 Contracted general activity (UDA)	1,300
Carry forward general activity (UDA)	-26
18/19 Contracted orthodontic activity (UOA)	0
Carry forward orthodontic activity (UOA)	0
Baseline contract value	£34,898.98

ACCESS*

Patients seen in 24 months	Total	Change since previous quarter
Quarter ending March 2018	798	
Quarter ending June 2018	797	→
Quarter ending September 2018	773	↓
Quarter ending December 2018	723	↓
Quarter ending March 2019	656	↓
Variance since March 2018	(17.8%)	↓



ACTIVITY



Month	Adjusted Scheduled Activity (UDA)	
	2018	2019
April	258	26
May	400	137
June	491	242
July	617	372
August	712	415
September	801	715
October	890	838
November	993	1,023
December	993	1,073
January	1,187	1,151
February	1,300	1,233
March	1,414	1,291
April	1,471	1,301
May	1,473	1,303
June	1,474	1,303

QUALITY

	Quantity	Base Number	Contract	AT	Region	England
% of FP17s for the same patient ID Re-attending within 3 months - Children	19	432	4.4%	11.1%	11.5%	11.8%
% of FP17s for the same patient ID Re-attending within 3 months - Adults	31	276	11.2%	14.7%	15.2%	15.7%
% of FP17s for the same patient ID Re-attending between 3 & 9 months - Children	241	432	55.8%	58.0%	60.2%	58.9%
% of FP17s for the same patient ID Re-attending between 3 & 9 months - Adults	116	276	42.0%	48.6%	51.8%	50.8%
% of FP17s for Band 1 Urgent Courses	34	677	5.0%	8.7%	8.1%	9.1%
% of FP17s Relating to Free Repair or Replacements	1	677	0.1%	0.7%	0.8%	0.8%
% of FP17s Relating to Continuations	4	677	0.6%	0.8%	0.9%	0.9%
% of Patients satisfied with the dentistry they have received	0	1	N/A	94.2%	92.7%	92.5%
% of Patients satisfied with the time they had to wait for an appointment	1	1	N/A	85.1%	87.4%	87.0%

* This is based on patients treated on this contract for their most recent course of treatment. Figures in italics indicate the base number of FP17s or Patient Questionnaire responses are less than 100. N/A is shown where the base number of responses is less than 10 during the period. % is calculated as Quantity/Base number*100

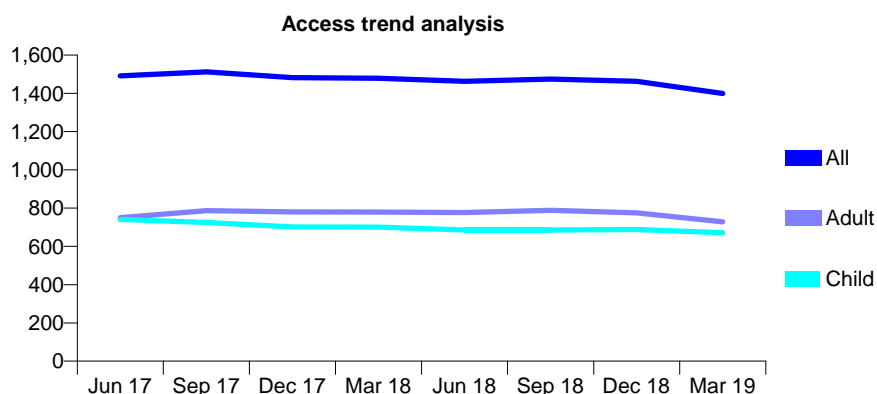
Q58 - Vital Signs At a Glance Contract Report for 101281/0125 - Year end March 2019

Name or company name	OASIS DENTAL CARE LTD
Contract type name	GDS Contract
Purpose of contract	General
Contract start date	01/04/2006
Contract end date	

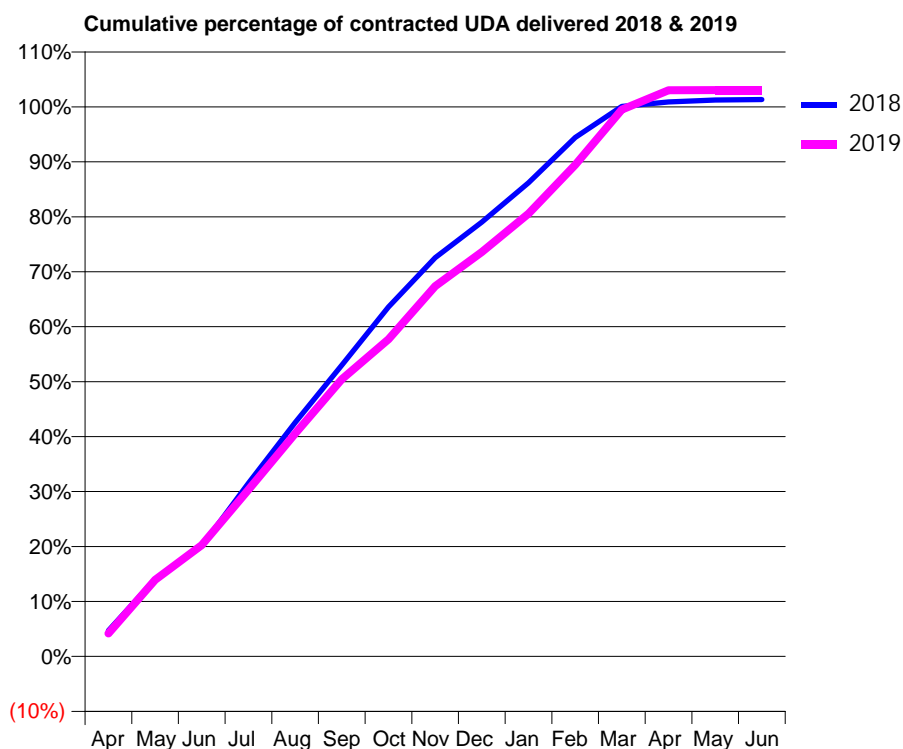
18/19 Contracted general activity (UDA)	3,558
Carry forward general activity (UDA)	-47
18/19 Contracted orthodontic activity (UOA)	0
Carry forward orthodontic activity (UOA)	0
Baseline contract value	£86,581.03

ACCESS*

Patients seen in 24 months	Total	Change since previous quarter
Quarter ending March 2018	1,479	
Quarter ending June 2018	1,463	↓
Quarter ending September 2018	1,474	→
Quarter ending December 2018	1,463	→
Quarter ending March 2019	1,399	↓
Variance since March 2018	(5.4%)	↓



ACTIVITY



Month	2018	2019
April	167	149
May	500	496
June	714	721
July	1,122	1,079
August	1,514	1,444
September	1,885	1,794
October	2,263	2,054
November	2,581	2,397
December	2,812	2,619
January	3,067	2,866
February	3,360	3,182
March	3,560	3,539
April	3,589	3,666
May	3,602	3,667
June	3,605	3,667

QUALITY

	Quantity	Base Number	Contract	AT	Region	England
% of FP17s for the same patient ID Re-attending within 3 months - Children	50	944	5.3%	11.1%	11.5%	11.8%
% of FP17s for the same patient ID Re-attending within 3 months - Adults	94	864	10.9%	14.7%	15.2%	15.7%
% of FP17s for the same patient ID Re-attending between 3 & 9 months - Children	585	944	62.0%	58.0%	60.2%	58.9%
% of FP17s for the same patient ID Re-attending between 3 & 9 months - Adults	485	864	56.1%	48.6%	51.8%	50.8%
% of FP17s for Band 1 Urgent Courses	99	1,836	5.4%	8.7%	8.1%	9.1%
% of FP17s Relating to Free Repair or Replacements	7	1,836	0.4%	0.7%	0.8%	0.8%
% of FP17s Relating to Continuations	14	1,836	0.8%	0.8%	0.9%	0.9%
% of Patients satisfied with the dentistry they have received	0	0	N/A	94.2%	92.7%	92.5%
% of Patients satisfied with the time they had to wait for an appointment	0	0	N/A	85.1%	87.4%	87.0%

* This is based on patients treated on this contract for their most recent course of treatment. Figures in italics indicate the base number of FP17s or Patient Questionnaire responses are less than 100. N/A is shown where the base number of responses is less than 10 during the period. % is calculated as Quantity/Base number*100

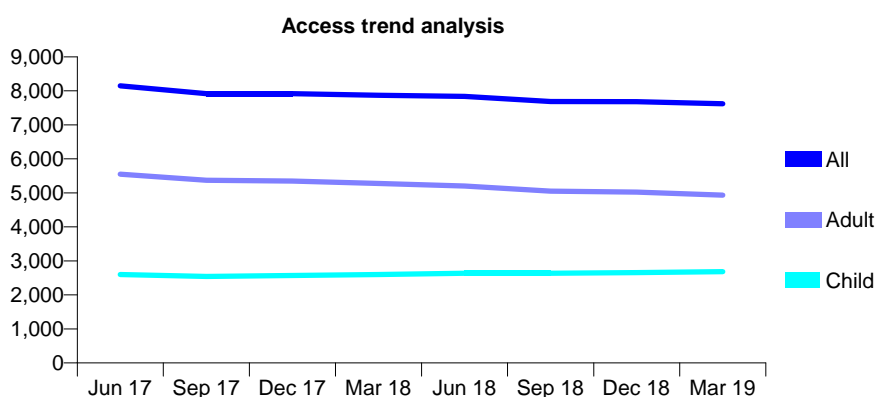
Q58 - Vital Signs At a Glance Contract Report for 101281/0162 - Year end March 2019

Name or company name	OASIS DENTAL CARE LTD
Contract type name	GDS Contract
Purpose of contract	General
Contract start date	23/10/2006
Contract end date	

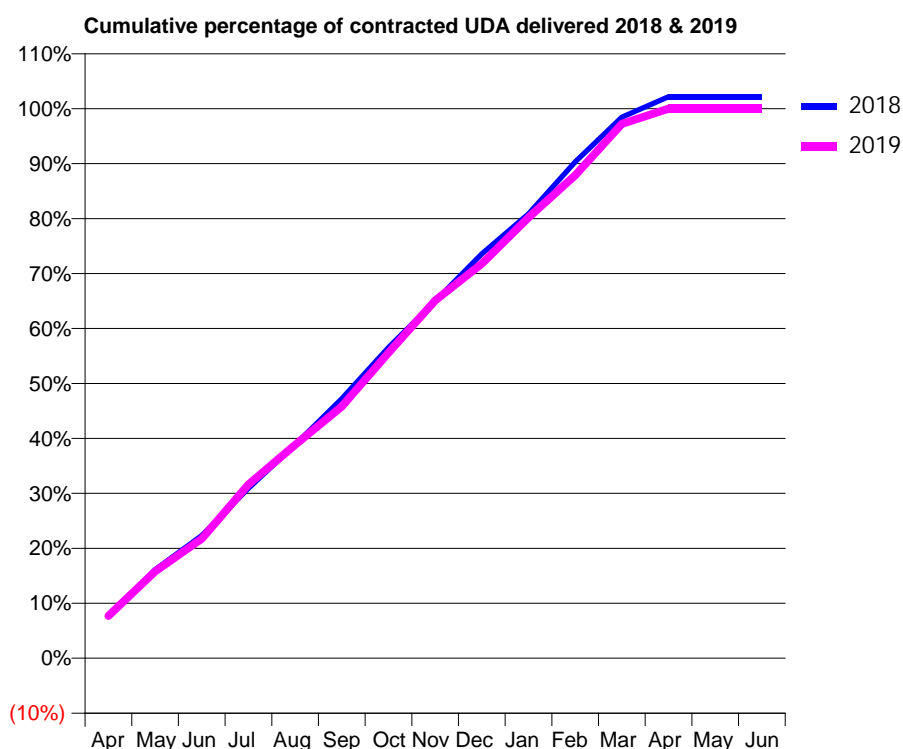
18/19 Contracted general activity (UDA)	26,700
Carry forward general activity (UDA)	-534
18/19 Contracted orthodontic activity (UOA)	0
Carry forward orthodontic activity (UOA)	0
Baseline contract value	£688,968.24

ACCESS*

Patients seen in 24 months	Total	Change since previous quarter
Quarter ending March 2018	7,874	
Quarter ending June 2018	7,839	→
Quarter ending September 2018	7,689	↓
Quarter ending December 2018	7,682	→
Quarter ending March 2019	7,621	→
Variance since March 2018	(3.2%)	↓



ACTIVITY



Month	Adjusted Scheduled Activity (UDA)	
	2018	2019
April	2,039	2,059
May	4,307	4,223
June	5,959	5,810
July	8,261	8,438
August	10,376	10,367
September	12,603	12,229
October	15,093	14,842
November	17,353	17,379
December	19,650	19,164
January	21,586	21,410
February	24,111	23,467
March	26,286	25,962
April	27,280	26,699
May	27,280	26,699
June	27,280	26,699

QUALITY

	Quantity	Base Number	Contract	AT	Region	England
% of FP17s for the same patient ID Re-attending within 3 months - Children	402	4,127	9.7%	11.1%	11.5%	11.8%
% of FP17s for the same patient ID Re-attending within 3 months - Adults	1,983	8,084	24.5%	14.7%	15.2%	15.7%
% of FP17s for the same patient ID Re-attending between 3 & 9 months - Children	2,450	4,127	59.4%	58.0%	60.2%	58.9%
% of FP17s for the same patient ID Re-attending between 3 & 9 months - Adults	4,170	8,084	51.6%	48.6%	51.8%	50.8%
% of FP17s for Band 1 Urgent Courses	1,424	12,131	11.7%	8.7%	8.1%	9.1%
% of FP17s Relating to Free Repair or Replacements	661	12,131	5.4%	0.7%	0.8%	0.8%
% of FP17s Relating to Continuations	259	12,131	2.1%	0.8%	0.9%	0.9%
% of Patients satisfied with the dentistry they have received	0	0	N/A	94.2%	92.7%	92.5%
% of Patients satisfied with the time they had to wait for an appointment	0	0	N/A	85.1%	87.4%	87.0%

* This is based on patients treated on this contract for their most recent course of treatment.

Figures in italics indicate the base number of FP17s or Patient Questionnaire responses are less than 100. N/A is shown where the base number of responses is less than 10 during the period. % is calculated as Quantity/Base number*100

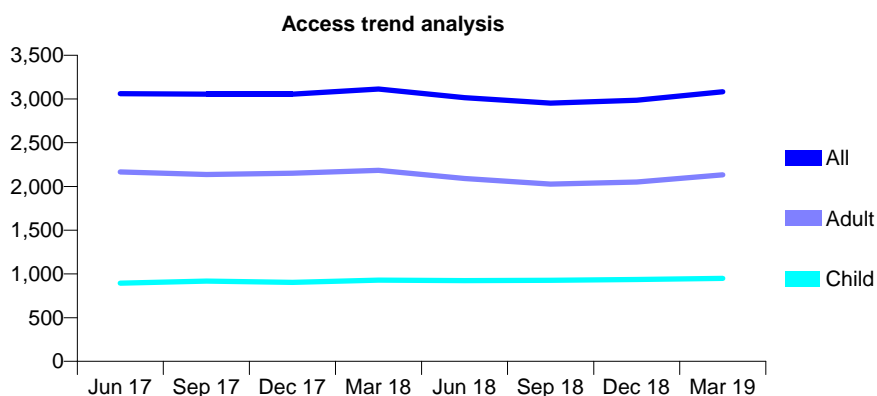
Q58 - Vital Signs At a Glance Contract Report for 101281/0192 - Year end March 2019

Name or company name	OASIS DENTAL CARE LTD
Contract type name	GDS Contract
Purpose of contract	General
Contract start date	01/11/2008
Contract end date	

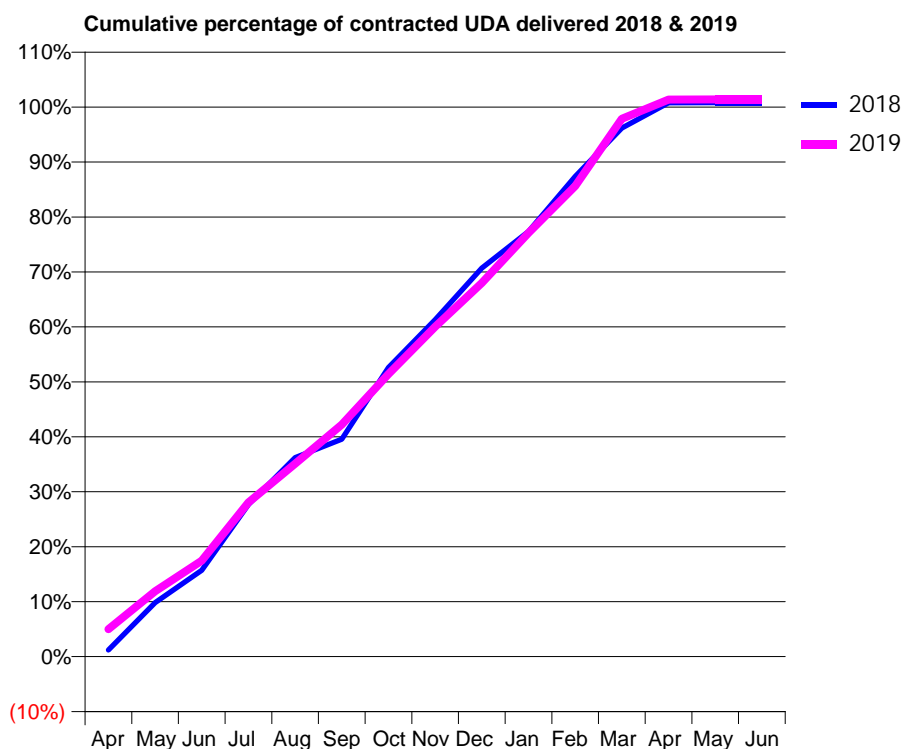
18/19 Contracted general activity (UDA)	9,273
Carry forward general activity (UDA)	-75
18/19 Contracted orthodontic activity (UOA)	0
Carry forward orthodontic activity (UOA)	0
Baseline contract value	£248,937.11

ACCESS*

Patients seen in 24 months	Total	Change since previous quarter
Quarter ending March 2018	3,114	
Quarter ending June 2018	3,014	↓
Quarter ending September 2018	2,954	↓
Quarter ending December 2018	2,985	→
Quarter ending March 2019	3,083	↑
Variance since March 2018	(1.0%)	→



ACTIVITY



Month	Adjusted Scheduled Activity (UDA)	
	2018	2019
April	114	465
May	912	1,105
June	1,456	1,620
July	2,566	2,603
August	3,359	3,255
September	3,670	3,915
October	4,879	4,768
November	5,685	5,567
December	6,556	6,304
January	7,175	7,151
February	8,101	7,941
March	8,919	9,074
April	9,343	9,398
May	9,348	9,400
June	9,348	9,400

QUALITY

	Quantity	Base Number	Contract	AT	Region	England
% of FP17s for the same patient ID Re-attending within 3 months - Children	95	1,387	6.8%	11.1%	11.5%	11.8%
% of FP17s for the same patient ID Re-attending within 3 months - Adults	388	2,465	15.7%	14.7%	15.2%	15.7%
% of FP17s for the same patient ID Re-attending between 3 & 9 months - Children	732	1,387	52.8%	58.0%	60.2%	58.9%
% of FP17s for the same patient ID Re-attending between 3 & 9 months - Adults	935	2,465	37.9%	48.6%	51.8%	50.8%
% of FP17s for Band 1 Urgent Courses	427	3,815	11.2%	8.7%	8.1%	9.1%
% of FP17s Relating to Free Repair or Replacements	27	3,815	0.7%	0.7%	0.8%	0.8%
% of FP17s Relating to Continuations	1	3,815	0.0%	0.8%	0.9%	0.9%
% of Patients satisfied with the dentistry they have received	0	0	N/A	94.2%	92.7%	92.5%
% of Patients satisfied with the time they had to wait for an appointment	0	0	N/A	85.1%	87.4%	87.0%

* This is based on patients treated on this contract for their most recent course of treatment. Figures in italics indicate the base number of FP17s or Patient Questionnaire responses are less than 100. N/A is shown where the base number of responses is less than 10 during the period. % is calculated as Quantity/Base number*100

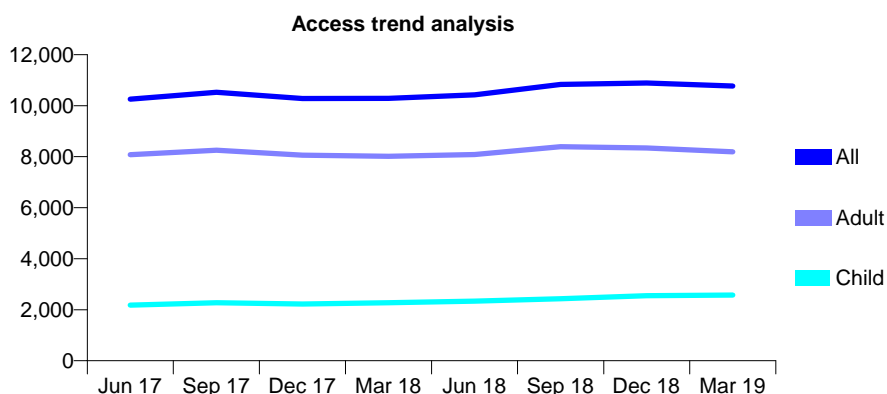
Q58 - Vital Signs At a Glance Contract Report for 101281/0229 - Year end March 2019

Name or company name	OASIS DENTAL CARE LTD
Contract type name	PDS Contract
Purpose of contract	General
Contract start date	13/12/2010
Contract end date	30/09/2020

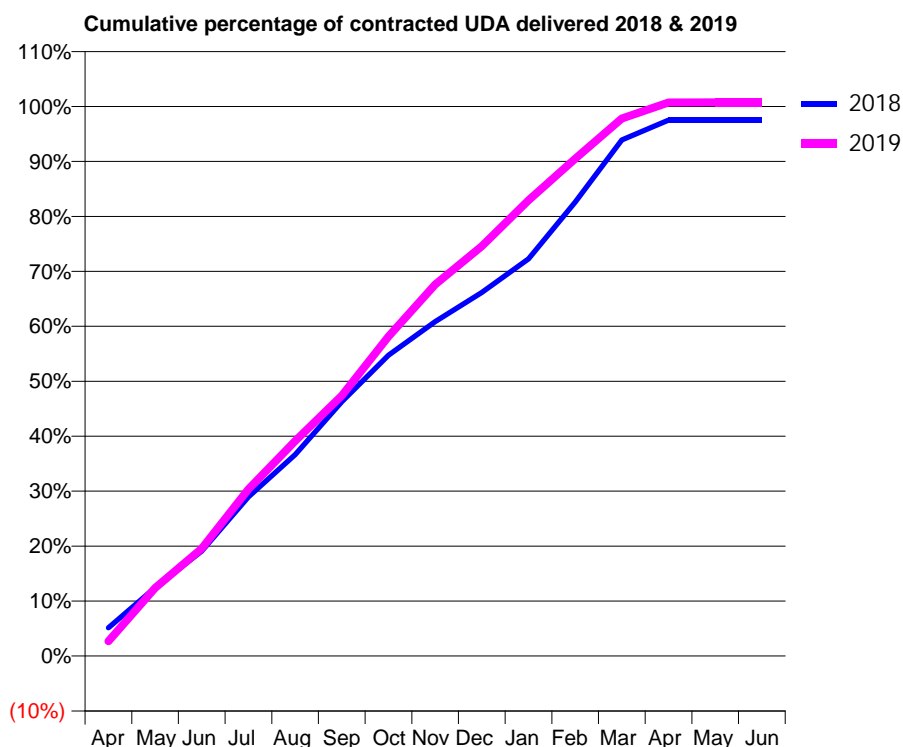
18/19 Contracted general activity (UDA)	28,900
Carry forward general activity (UDA)	714
18/19 Contracted orthodontic activity (UOA)	0
Carry forward orthodontic activity (UOA)	0
Baseline contract value	£802,085.33

ACCESS*

Patients seen in 24 months	Total	Change since previous quarter
Quarter ending March 2018	10,289	
Quarter ending June 2018	10,422	→
Quarter ending September 2018	10,830	↑
Quarter ending December 2018	10,889	→
Quarter ending March 2019	10,770	↓
Variance since March 2018	4.7%	↑



ACTIVITY



Month	Adjusted Scheduled Activity (UDA)	
	2018	2019
April	1,482	785
May	3,605	3,577
June	5,513	5,651
July	8,373	8,780
August	10,594	11,306
September	13,372	13,693
October	15,816	16,810
November	17,585	19,542
December	19,124	21,550
January	20,884	23,965
February	23,873	26,155
March	27,135	28,264
April	28,179	29,109
May	28,186	29,117
June	28,186	29,117

QUALITY

	Quantity	Base Number	Contract	AT	Region	England
% of FP17s for the same patient ID Re-attending within 3 months - Children	475	3,684	12.9%	11.1%	11.5%	11.8%
% of FP17s for the same patient ID Re-attending within 3 months - Adults	2,026	10,335	19.6%	14.7%	15.2%	15.7%
% of FP17s for the same patient ID Re-attending between 3 & 9 months - Children	1,690	3,684	45.9%	58.0%	60.2%	58.9%
% of FP17s for the same patient ID Re-attending between 3 & 9 months - Adults	3,550	10,335	34.3%	48.6%	51.8%	50.8%
% of FP17s for Band 1 Urgent Courses	4,188	13,931	30.1%	8.7%	8.1%	9.1%
% of FP17s Relating to Free Repair or Replacements	204	13,931	1.5%	0.7%	0.8%	0.8%
% of FP17s Relating to Continuations	229	13,931	1.6%	0.8%	0.9%	0.9%
% of Patients satisfied with the dentistry they have received	9	10	90.0%	94.2%	92.7%	92.5%
% of Patients satisfied with the time they had to wait for an appointment	8	10	80.0%	85.1%	87.4%	87.0%

* This is based on patients treated on this contract for their most recent course of treatment. Figures in italics indicate the base number of FP17s or Patient Questionnaire responses are less than 100. N/A is shown where the base number of responses is less than 10 during the period. % is calculated as Quantity/Base number*100

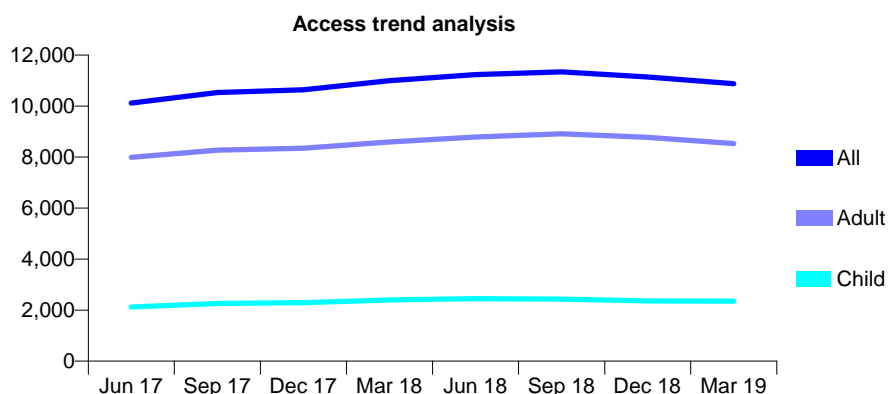
Q58 - Vital Signs At a Glance Contract Report for 101281/0234 - Year end March 2019

Name or company name	OASIS DENTAL CARE LTD
Contract type name	PDS Contract
Purpose of contract	General
Contract start date	30/03/2011
Contract end date	30/09/2020

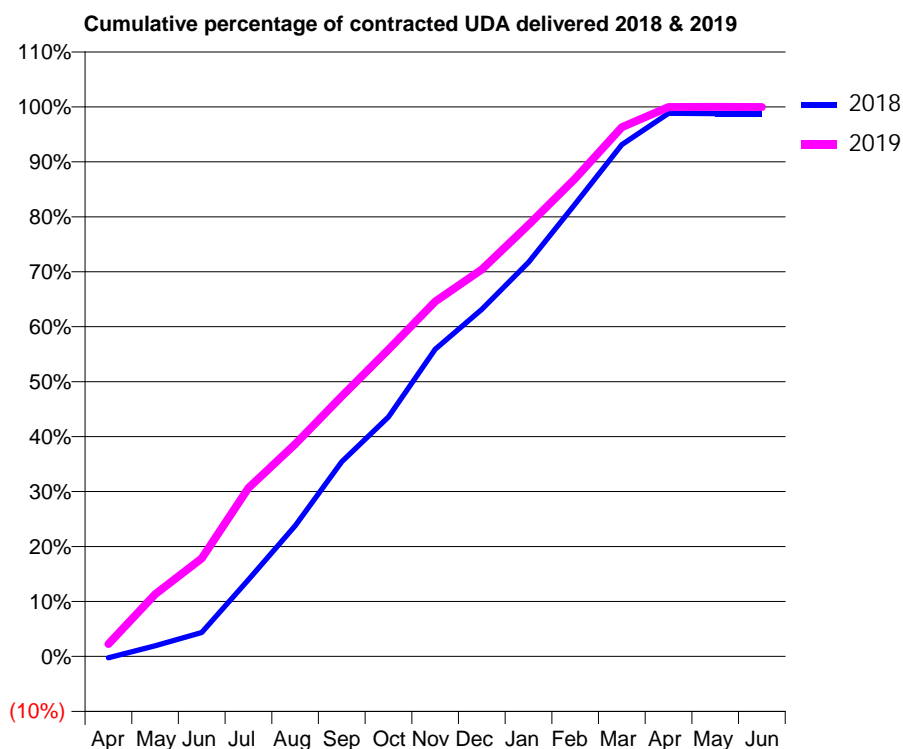
18/19 Contracted general activity (UDA)	26,363
Carry forward general activity (UDA)	325
18/19 Contracted orthodontic activity (UOA)	0
Carry forward orthodontic activity (UOA)	0
Baseline contract value	£731,640.48

ACCESS*

Patients seen in 24 months	Total	Change since previous quarter
Quarter ending March 2018	11,000	
Quarter ending June 2018	11,235	↑
Quarter ending September 2018	11,343	→
Quarter ending December 2018	11,141	↓
Quarter ending March 2019	10,881	↓
Variance since March 2018	(1.1%)	↓



ACTIVITY



Month	Adjusted Scheduled Activity (UDA)	
	2018	2019
April	-75	600
May	510	2,983
June	1,148	4,703
July	3,679	8,086
August	6,276	10,182
September	9,338	12,480
October	11,496	14,726
November	14,738	17,025
December	16,650	18,561
January	18,907	20,701
February	21,710	22,929
March	24,551	25,388
April	26,056	26,356
May	26,037	26,358
June	26,037	26,353

QUALITY

	Quantity	Base Number	Contract	AT	Region	England
% of FP17s for the same patient ID Re-attending within 3 months - Children	299	2,950	10.1%	11.1%	11.5%	11.8%
% of FP17s for the same patient ID Re-attending within 3 months - Adults	1,739	9,657	18.0%	14.7%	15.2%	15.7%
% of FP17s for the same patient ID Re-attending between 3 & 9 months - Children	1,285	2,950	43.6%	58.0%	60.2%	58.9%
% of FP17s for the same patient ID Re-attending between 3 & 9 months - Adults	2,427	9,657	25.1%	48.6%	51.8%	50.8%
% of FP17s for Band 1 Urgent Courses	5,559	12,448	44.7%	8.7%	8.1%	9.1%
% of FP17s Relating to Free Repair or Replacements	91	12,448	0.7%	0.7%	0.8%	0.8%
% of FP17s Relating to Continuations	137	12,448	1.1%	0.8%	0.9%	0.9%
% of Patients satisfied with the dentistry they have received	7	7	N/A	94.2%	92.7%	92.5%
% of Patients satisfied with the time they had to wait for an appointment	7	7	N/A	85.1%	87.4%	87.0%

* This is based on patients treated on this contract for their most recent course of treatment. Figures in italics indicate the base number of FP17s or Patient Questionnaire responses are less than 100. N/A is shown where the base number of responses is less than 10 during the period. % is calculated as Quantity/Base number*100

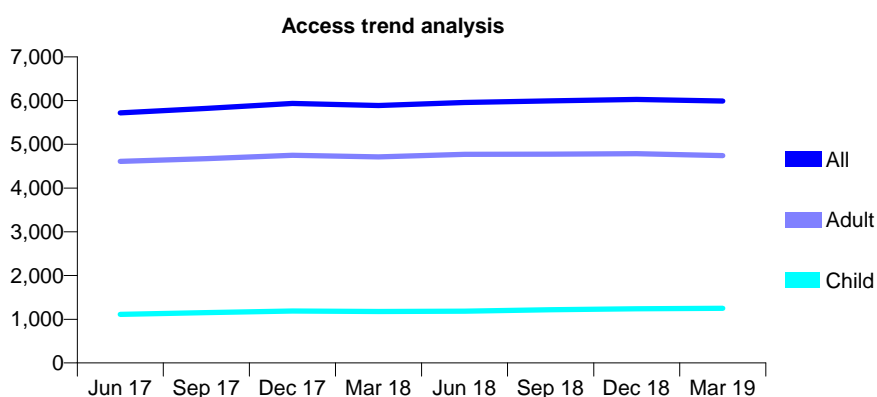
Q58 - Vital Signs At a Glance Contract Report for 101281/0236 - Year end March 2019

Name or company name	OASIS DENTAL CARE LTD
Contract type name	PDS Contract
Purpose of contract	General
Contract start date	16/05/2011
Contract end date	30/09/2020

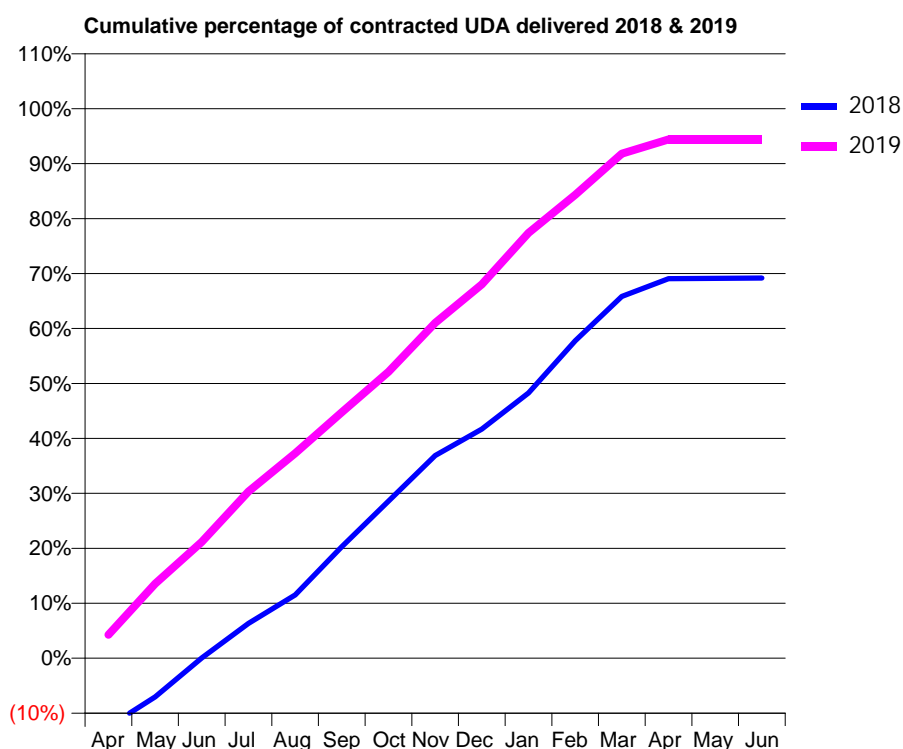
18/19 Contracted general activity (UDA)	21,600
Carry forward general activity (UDA)	0
18/19 Contracted orthodontic activity (UOA)	0
Carry forward orthodontic activity (UOA)	0
Baseline contract value	£599,482.49

ACCESS*

Patients seen in 24 months	Total	Change since previous quarter
Quarter ending March 2018	5,888	
Quarter ending June 2018	5,957	→
Quarter ending September 2018	5,994	→
Quarter ending December 2018	6,026	→
Quarter ending March 2019	5,989	→
Variance since March 2018	1.7%	→



ACTIVITY



Month	Adjusted Scheduled Activity (UDA)	
	2018	2019
April	-2,689	925
May	-1,525	2,926
June	9	4,567
July	1,369	6,549
August	2,485	8,055
September	4,381	9,661
October	6,176	11,258
November	7,968	13,182
December	9,003	14,688
January	10,429	16,718
February	12,476	18,213
March	14,220	19,831
April	14,918	20,394
May	14,933	20,394
June	14,939	20,394

QUALITY

	Quantity	Base Number	Contract	AT	Region	England
% of FP17s for the same patient ID Re-attending within 3 months - Children	213	1,995	10.7%	11.1%	11.5%	11.8%
% of FP17s for the same patient ID Re-attending within 3 months - Adults	1,323	7,002	18.9%	14.7%	15.2%	15.7%
% of FP17s for the same patient ID Re-attending between 3 & 9 months - Children	1,051	1,995	52.7%	58.0%	60.2%	58.9%
% of FP17s for the same patient ID Re-attending between 3 & 9 months - Adults	3,326	7,002	47.5%	48.6%	51.8%	50.8%
% of FP17s for Band 1 Urgent Courses	1,586	8,992	17.6%	8.7%	8.1%	9.1%
% of FP17s Relating to Free Repair or Replacements	124	8,992	1.4%	0.7%	0.8%	0.8%
% of FP17s Relating to Continuations	174	8,992	1.9%	0.8%	0.9%	0.9%
% of Patients satisfied with the dentistry they have received	5	5	N/A	94.2%	92.7%	92.5%
% of Patients satisfied with the time they had to wait for an appointment	5	5	N/A	85.1%	87.4%	87.0%

* This is based on patients treated on this contract for their most recent course of treatment.

Figures in italics indicate the base number of FP17s or Patient Questionnaire responses are less than 100. N/A is shown where the base number of responses is less than 10 during the period. % is calculated as Quantity/Base number*100

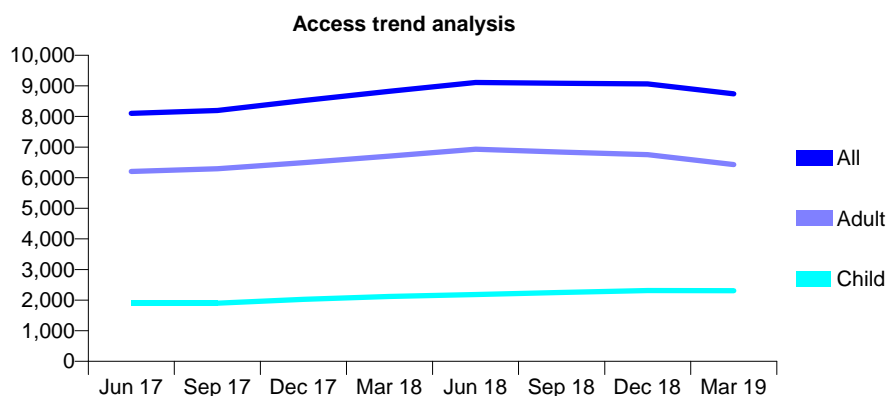
Q58 - Vital Signs At a Glance Contract Report for 101281/0238 - Year end March 2019

Name or company name	OASIS DENTAL CARE LTD
Contract type name	PDS Contract
Purpose of contract	General
Contract start date	24/11/2011
Contract end date	30/09/2020

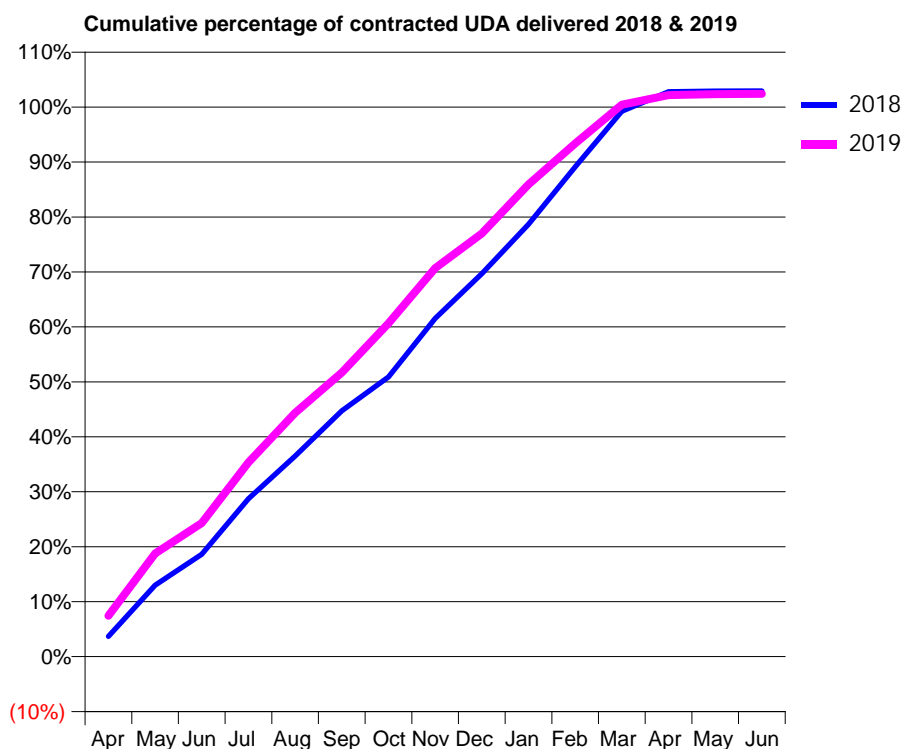
18/19 Contracted general activity (UDA)	23,250
Carry forward general activity (UDA)	-465
18/19 Contracted orthodontic activity (UOA)	0
Carry forward orthodontic activity (UOA)	0
Baseline contract value	£645,246.81

ACCESS*

Patients seen in 24 months	Total	Change since previous quarter
Quarter ending March 2018	8,820	
Quarter ending June 2018	9,109	↑
Quarter ending September 2018	9,086	→
Quarter ending December 2018	9,067	→
Quarter ending March 2019	8,739	↓
Variance since March 2018	(0.9%)	→



ACTIVITY



Month	Adjusted Scheduled Activity (UDA)	
	2018	2019
April	857	1,729
May	3,028	4,366
June	4,328	5,648
July	6,675	8,218
August	8,491	10,315
September	10,397	12,013
October	11,835	14,102
November	14,313	16,436
December	16,199	17,902
January	18,287	19,975
February	20,721	21,706
March	23,072	23,349
April	23,895	23,758
May	23,926	23,797
June	23,929	23,811

QUALITY

	Quantity	Base Number	Contract	AT	Region	England
% of FP17s for the same patient ID Re-attending within 3 months - Children	348	3,265	10.7%	11.1%	11.5%	11.8%
% of FP17s for the same patient ID Re-attending within 3 months - Adults	1,413	8,395	16.8%	14.7%	15.2%	15.7%
% of FP17s for the same patient ID Re-attending between 3 & 9 months - Children	1,663	3,265	50.9%	58.0%	60.2%	58.9%
% of FP17s for the same patient ID Re-attending between 3 & 9 months - Adults	3,800	8,395	45.3%	48.6%	51.8%	50.8%
% of FP17s for Band 1 Urgent Courses	2,417	11,446	21.1%	8.7%	8.1%	9.1%
% of FP17s Relating to Free Repair or Replacements	123	11,446	1.1%	0.7%	0.8%	0.8%
% of FP17s Relating to Continuations	97	11,446	0.8%	0.8%	0.9%	0.9%
% of Patients satisfied with the dentistry they have received	4	4	N/A	94.2%	92.7%	92.5%
% of Patients satisfied with the time they had to wait for an appointment	3	4	N/A	85.1%	87.4%	87.0%

* This is based on patients treated on this contract for their most recent course of treatment. Figures in italics indicate the base number of FP17s or Patient Questionnaire responses are less than 100. N/A is shown where the base number of responses is less than 10 during the period. % is calculated as Quantity/Base number*100

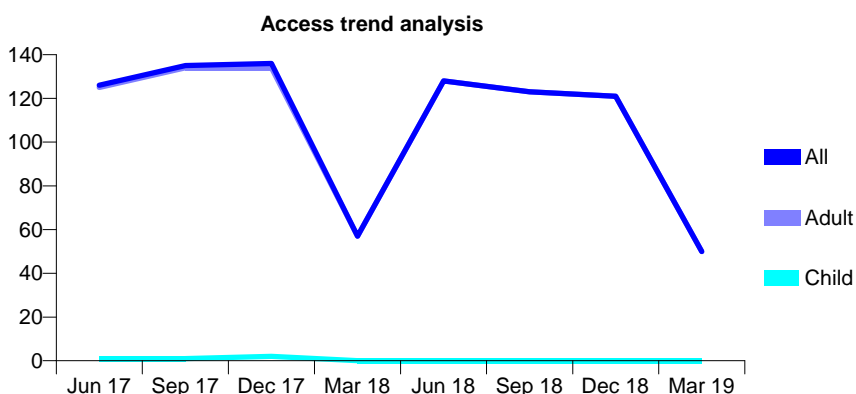
Q58 - Vital Signs At a Glance Contract Report for 101281/0255 - Year end March 2019

Name or company name	OASIS DENTAL CARE LTD
Contract type name	PDS Contract
Purpose of contract	General
Contract start date	01/01/2014
Contract end date	31/03/2020

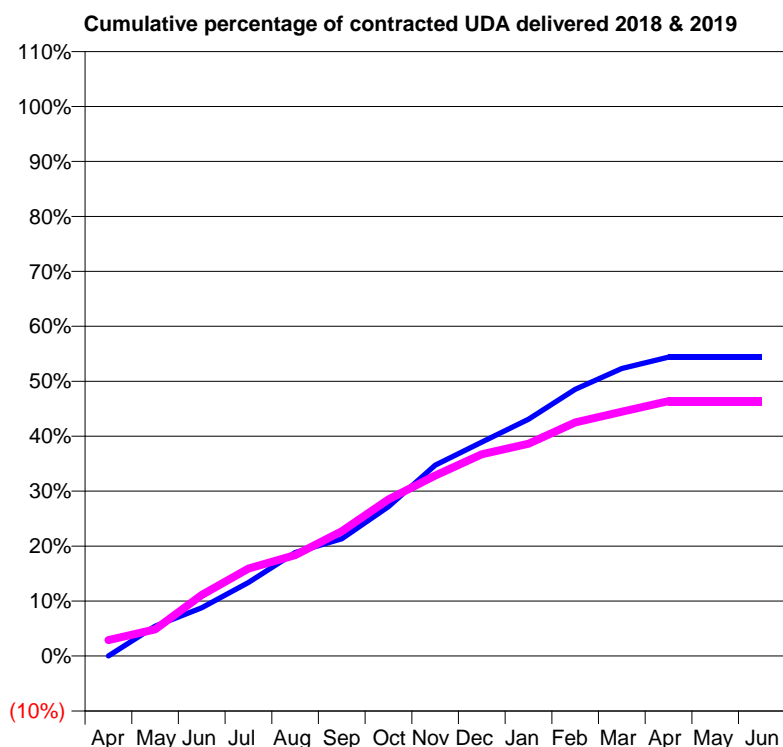
18/19 Contracted general activity (UDA)	621
Carry forward general activity (UDA)	0
18/19 Contracted orthodontic activity (UOA)	0
Carry forward orthodontic activity (UOA)	0
Baseline contract value	£20,401.04

ACCESS*

Patients seen in 24 months	Total	Change since previous quarter
Quarter ending March 2018	57	
Quarter ending June 2018	128	↑
Quarter ending September 2018	123	↓
Quarter ending December 2018	121	↓
Quarter ending March 2019	50	↓
Variance since March 2018	(12.3%)	↓



ACTIVITY



Month	Adjusted Scheduled Activity (UDA)	
	2018	2019
April	0	18
May	39	30
June	63	69
July	96	99
August	135	114
September	153	141
October	195	177
November	249	204
December	279	228
January	309	240
February	348	264
March	375	276
April	390	288
May	390	288
June	390	288

QUALITY

	Quantity	Base Number	Contract	AT	Region	England
% of FP17s for the same patient ID Re-attending within 3 months - Children	0	0	N/A	11.1%	11.5%	11.8%
% of FP17s for the same patient ID Re-attending within 3 months - Adults	0	97	0.0%	14.7%	15.2%	15.7%
% of FP17s for the same patient ID Re-attending between 3 & 9 months - Children	0	0	N/A	58.0%	60.2%	58.9%
% of FP17s for the same patient ID Re-attending between 3 & 9 months - Adults	0	97	0.0%	48.6%	51.8%	50.8%
% of FP17s for Band 1 Urgent Courses	0	96	0.0%	8.7%	8.1%	9.1%
% of FP17s Relating to Free Repair or Replacements	0	96	0.0%	0.7%	0.8%	0.8%
% of FP17s Relating to Continuations	0	96	0.0%	0.8%	0.9%	0.9%
% of Patients satisfied with the dentistry they have received	0	0	N/A	94.2%	92.7%	92.5%
% of Patients satisfied with the time they had to wait for an appointment	0	0	N/A	85.1%	87.4%	87.0%

* This is based on patients treated on this contract for their most recent course of treatment. Figures in italics indicate the base number of FP17s or Patient Questionnaire responses are less than 100. N/A is shown where the base number of responses is less than 10 during the period. % is calculated as Quantity/Base number*100

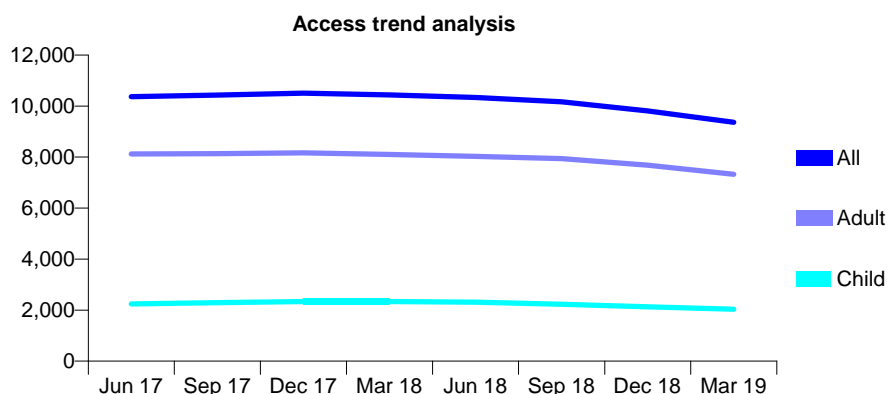
Q58 - Vital Signs At a Glance Contract Report for 101338/0048 - Year end March 2019

Name or company name	Whitecross Dental Care Limited
Contract type name	Pilot Contract
Purpose of contract	General
Contract start date	01/04/2007
Contract end date	

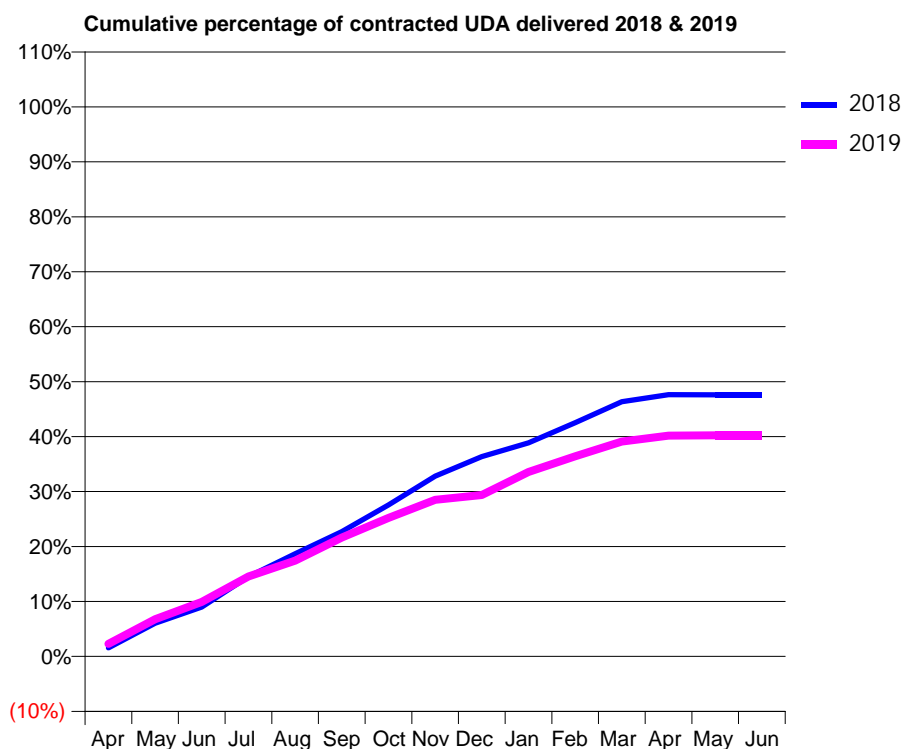
18/19 Contracted general activity (UDA)	41,400
Carry forward general activity (UDA)	0
18/19 Contracted orthodontic activity (UOA)	0
Carry forward orthodontic activity (UOA)	0
Baseline contract value	£1,167,356.62

ACCESS*

Patients seen in 24 months	Total	Change since previous quarter
Quarter ending March 2018	10,440	
Quarter ending June 2018	10,339	→
Quarter ending September 2018	10,166	↓
Quarter ending December 2018	9,813	↓
Quarter ending March 2019	9,364	↓
Variance since March 2018	(10.3%)	↓



ACTIVITY



Month	Adjusted Scheduled Activity (UDA)	
	2018	2019
April	650	946
May	2,502	2,811
June	3,718	4,108
July	6,013	6,022
August	7,739	7,220
September	9,400	8,953
October	11,414	10,433
November	13,574	11,800
December	15,055	12,161
January	16,091	13,903
February	17,611	15,078
March	19,187	16,193
April	19,721	16,632
May	19,710	16,650
June	19,710	16,650

QUALITY

	Quantity	Base Number	Contract	AT	Region	England
% of FP17s for the same patient ID Re-attending within 3 months - Children	35	1,785	2.0%	11.1%	11.5%	11.8%
% of FP17s for the same patient ID Re-attending within 3 months - Adults	328	6,210	5.3%	14.7%	15.2%	15.7%
% of FP17s for the same patient ID Re-attending between 3 & 9 months - Children	543	1,785	30.4%	58.0%	60.2%	58.9%
% of FP17s for the same patient ID Re-attending between 3 & 9 months - Adults	1,738	6,210	28.0%	48.6%	51.8%	50.8%
% of FP17s for Band 1 Urgent Courses	399	7,987	5.0%	8.7%	8.1%	9.1%
% of FP17s Relating to Free Repair or Replacements	22	7,987	0.3%	0.7%	0.8%	0.8%
% of FP17s Relating to Continuations	39	7,987	0.5%	0.8%	0.9%	0.9%
% of Patients satisfied with the dentistry they have received	0	0	N/A	94.2%	92.7%	92.5%
% of Patients satisfied with the time they had to wait for an appointment	0	0	N/A	85.1%	87.4%	87.0%

* This is based on patients treated on this contract for their most recent course of treatment.

Figures in italics indicate the base number of FP17s or Patient Questionnaire responses are less than 100. N/A is shown where the base number of responses is less than 10 during the period. % is calculated as Quantity/Base number*100

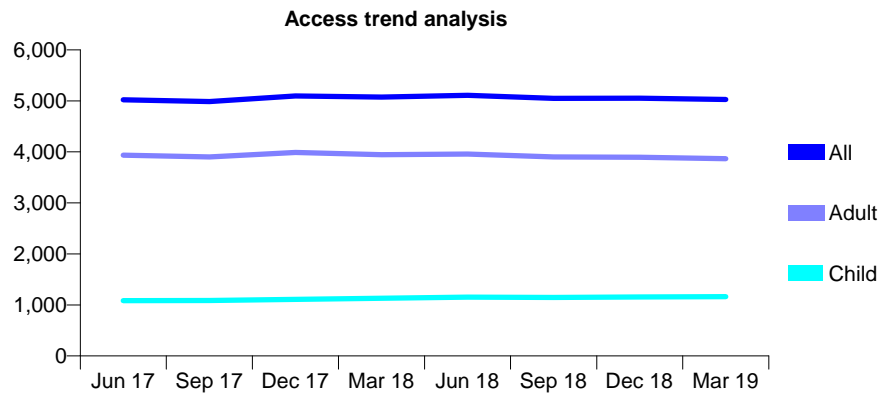
Q58 - Vital Signs At a Glance Contract Report for 101338/0065 - Year end March 2019

Name or company name	Whitecross Dental Care Limited
Contract type name	GDS Contract
Purpose of contract	General
Contract start date	01/06/2008
Contract end date	

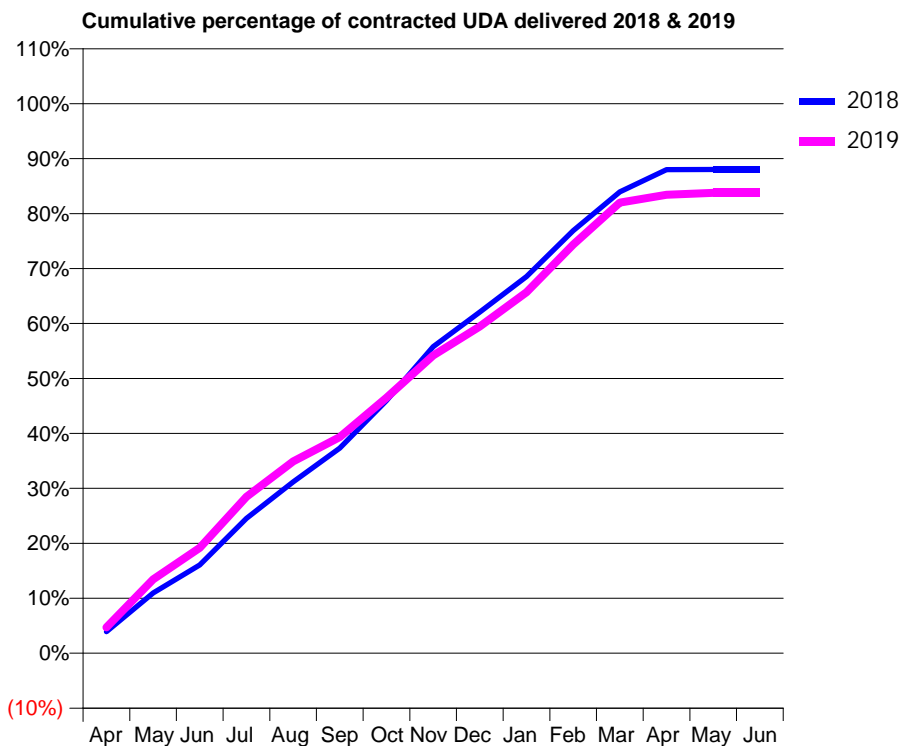
18/19 Contracted general activity (UDA)	13,500
Carry forward general activity (UDA)	0
18/19 Contracted orthodontic activity (UOA)	0
Carry forward orthodontic activity (UOA)	0
Baseline contract value	£325,720.79

ACCESS*

Patients seen in 24 months	Total	Change since previous quarter
Quarter ending March 2018	5,074	
Quarter ending June 2018	5,111	→
Quarter ending September 2018	5,050	↓
Quarter ending December 2018	5,051	→
Quarter ending March 2019	5,029	→
Variance since March 2018	(0.9%)	→



ACTIVITY



Month	2018	2019
April	529	634
May	1,478	1,812
June	2,167	2,589
July	3,314	3,844
August	4,209	4,713
September	5,040	5,307
October	6,205	6,278
November	7,529	7,313
December	8,383	8,024
January	9,253	8,868
February	10,380	10,039
March	11,334	11,068
April	11,879	11,260
May	11,883	11,306
June	11,884	11,306

QUALITY

	Quantity	Base Number	Contract	AT	Region	England
% of FP17s for the same patient ID Re-attending within 3 months - Children	79	1,386	5.7%	11.1%	11.5%	11.8%
% of FP17s for the same patient ID Re-attending within 3 months - Adults	447	4,113	10.9%	14.7%	15.2%	15.7%
% of FP17s for the same patient ID Re-attending between 3 & 9 months - Children	699	1,386	50.4%	58.0%	60.2%	58.9%
% of FP17s for the same patient ID Re-attending between 3 & 9 months - Adults	1,769	4,113	43.0%	48.6%	51.8%	50.8%
% of FP17s for Band 1 Urgent Courses	441	5,416	8.1%	8.7%	8.1%	9.1%
% of FP17s Relating to Free Repair or Replacements	10	5,416	0.2%	0.7%	0.8%	0.8%
% of FP17s Relating to Continuations	65	5,416	1.2%	0.8%	0.9%	0.9%
% of Patients satisfied with the dentistry they have received	2	2	N/A	94.2%	92.7%	92.5%
% of Patients satisfied with the time they had to wait for an appointment	2	2	N/A	85.1%	87.4%	87.0%

* This is based on patients treated on this contract for their most recent course of treatment. Figures in italics indicate the base number of FP17s or Patient Questionnaire responses are less than 100. N/A is shown where the base number of responses is less than 10 during the period. % is calculated as Quantity/Base number*100

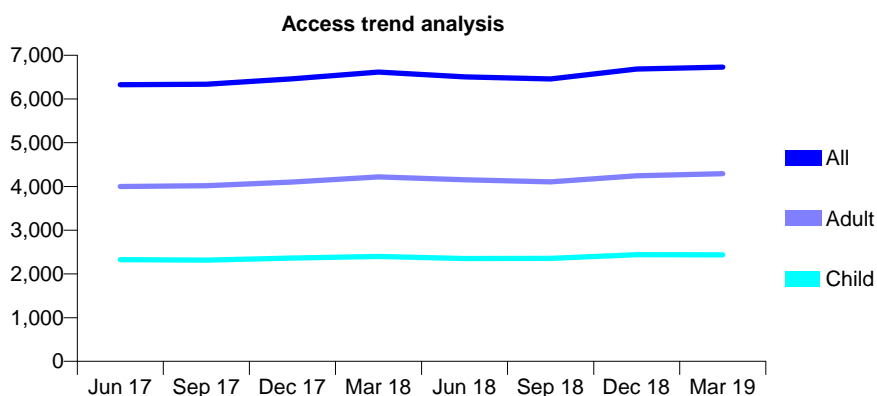
Q58 - Vital Signs At a Glance Contract Report for 101362/0001 - Year end March 2019

Name or company name	Rodericks Dental Limited
Contract type name	Pilot Contract
Purpose of contract	General
Contract start date	01/04/2006
Contract end date	

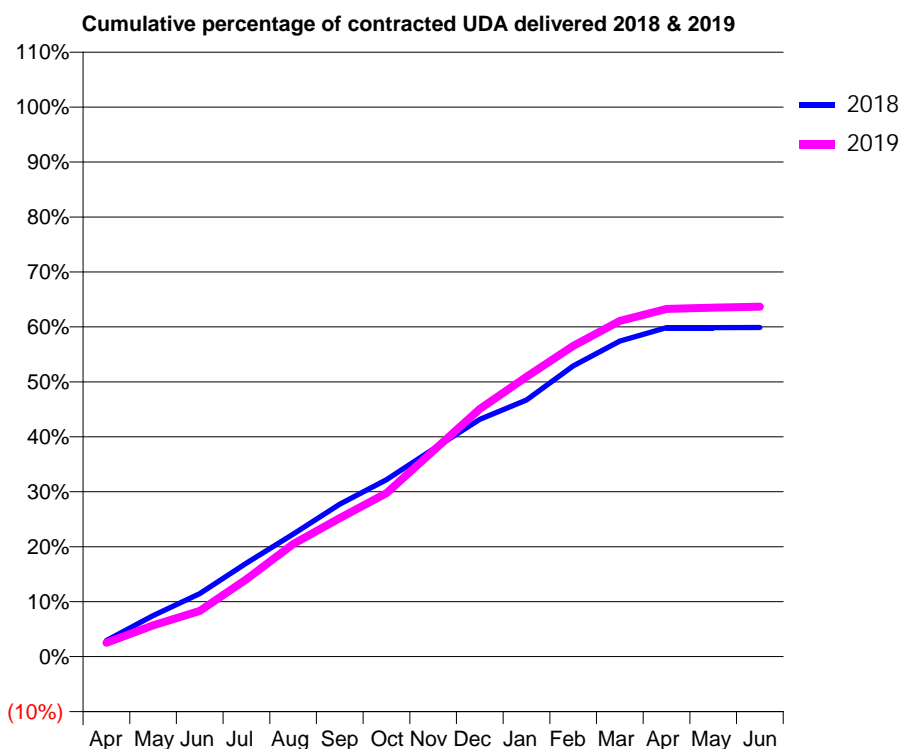
18/19 Contracted general activity (UDA)	18,000
Carry forward general activity (UDA)	0
18/19 Contracted orthodontic activity (UOA)	0
Carry forward orthodontic activity (UOA)	0
Baseline contract value	£620,434.55

ACCESS*

Patients seen in 24 months	Total	Change since previous quarter
Quarter ending March 2018	6,616	
Quarter ending June 2018	6,504	↓
Quarter ending September 2018	6,460	→
Quarter ending December 2018	6,684	↑
Quarter ending March 2019	6,729	→
Variance since March 2018	1.7%	→



ACTIVITY



Month	Adjusted Scheduled Activity (UDA)	
	2018	2019
April	527	452
May	1,349	1,026
June	2,066	1,498
July	3,063	2,536
August	4,011	3,688
September	4,995	4,537
October	5,794	5,357
November	6,799	6,738
December	7,771	8,115
January	8,406	9,167
February	9,519	10,174
March	10,339	10,996
April	10,775	11,390
May	10,775	11,429
June	10,778	11,462

QUALITY

	Quantity	Base Number	Contract	AT	Region	England
% of FP17s for the same patient ID Re-attending within 3 months - Children	121	3,317	3.6%	11.1%	11.5%	11.8%
% of FP17s for the same patient ID Re-attending within 3 months - Adults	289	4,757	6.1%	14.7%	15.2%	15.7%
% of FP17s for the same patient ID Re-attending between 3 & 9 months - Children	2,019	3,317	60.9%	58.0%	60.2%	58.9%
% of FP17s for the same patient ID Re-attending between 3 & 9 months - Adults	2,096	4,757	44.1%	48.6%	51.8%	50.8%
% of FP17s for Band 1 Urgent Courses	498	8,011	6.2%	8.7%	8.1%	9.1%
% of FP17s Relating to Free Repair or Replacements	10	8,011	0.1%	0.7%	0.8%	0.8%
% of FP17s Relating to Continuations	0	8,011	0.0%	0.8%	0.9%	0.9%
% of Patients satisfied with the dentistry they have received	5	5	N/A	94.2%	92.7%	92.5%
% of Patients satisfied with the time they had to wait for an appointment	5	5	N/A	85.1%	87.4%	87.0%

* This is based on patients treated on this contract for their most recent course of treatment. Figures in italics indicate the base number of FP17s or Patient Questionnaire responses are less than 100. N/A is shown where the base number of responses is less than 10 during the period. % is calculated as Quantity/Base number*100

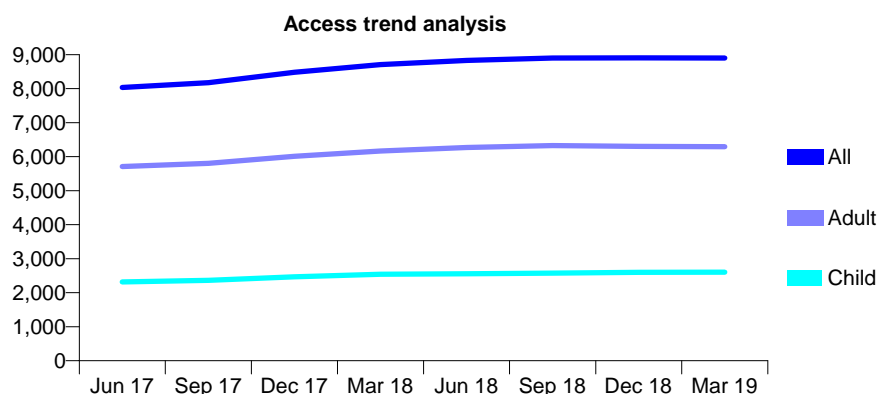
Q58 - Vital Signs At a Glance Contract Report for 101362/0002 - Year end March 2019

Name or company name	Rodericks Dental Limited
Contract type name	GDS Contract
Purpose of contract	General
Contract start date	02/10/2006
Contract end date	

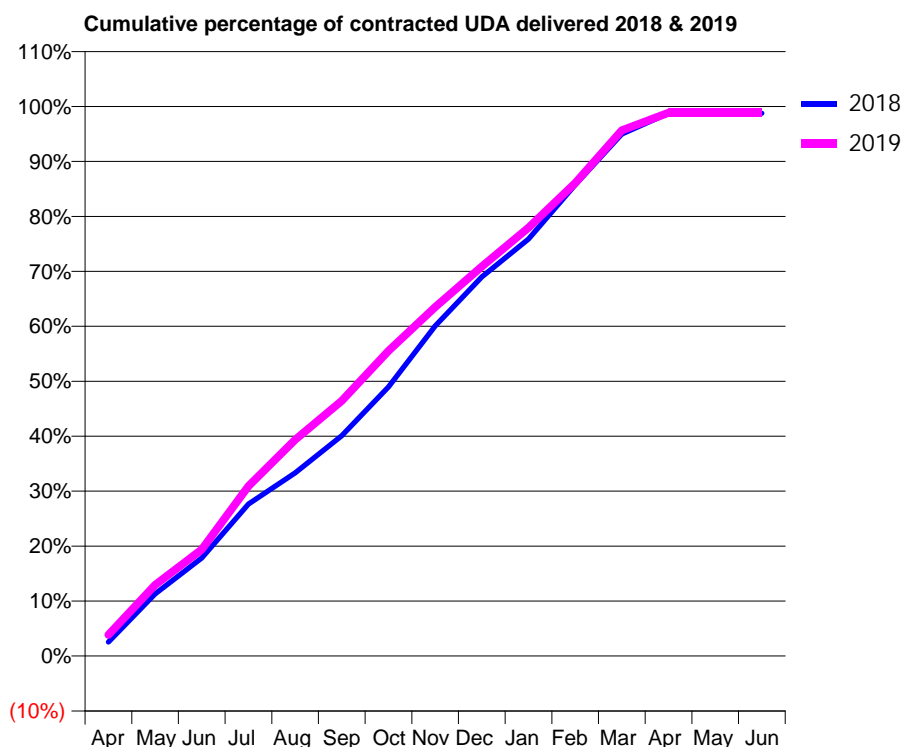
18/19 Contracted general activity (UDA)	21,795
Carry forward general activity (UDA)	273
18/19 Contracted orthodontic activity (UOA)	0
Carry forward orthodontic activity (UOA)	0
Baseline contract value	£500,277.60

ACCESS*

Patients seen in 24 months	Total	Change since previous quarter
Quarter ending March 2018	8,709	
Quarter ending June 2018	8,828	→
Quarter ending September 2018	8,901	→
Quarter ending December 2018	8,905	→
Quarter ending March 2019	8,901	→
Variance since March 2018	2.2%	↑



ACTIVITY



Month	Adjusted Scheduled Activity (UDA)	
	2018	2019
April	559	846
May	2,467	2,820
June	3,888	4,223
July	6,027	6,737
August	7,267	8,579
September	8,739	10,120
October	10,675	12,102
November	13,091	13,839
December	15,036	15,446
January	16,537	16,989
February	18,688	18,755
March	20,706	20,849
April	21,522	21,545
May	21,520	21,543
June	21,521	21,544

QUALITY

	Quantity	Base Number	Contract	AT	Region	England
% of FP17s for the same patient ID Re-attending within 3 months - Children	322	3,989	8.1%	11.1%	11.5%	11.8%
% of FP17s for the same patient ID Re-attending within 3 months - Adults	1,338	8,456	15.8%	14.7%	15.2%	15.7%
% of FP17s for the same patient ID Re-attending between 3 & 9 months - Children	2,505	3,989	62.8%	58.0%	60.2%	58.9%
% of FP17s for the same patient ID Re-attending between 3 & 9 months - Adults	4,431	8,456	52.4%	48.6%	51.8%	50.8%
% of FP17s for Band 1 Urgent Courses	1,036	12,436	8.3%	8.7%	8.1%	9.1%
% of FP17s Relating to Free Repair or Replacements	76	12,436	0.6%	0.7%	0.8%	0.8%
% of FP17s Relating to Continuations	43	12,436	0.3%	0.8%	0.9%	0.9%
% of Patients satisfied with the dentistry they have received	3	3	N/A	94.2%	92.7%	92.5%
% of Patients satisfied with the time they had to wait for an appointment	2	3	N/A	85.1%	87.4%	87.0%

* This is based on patients treated on this contract for their most recent course of treatment. Figures in italics indicate the base number of FP17s or Patient Questionnaire responses are less than 100. N/A is shown where the base number of responses is less than 10 during the period. % is calculated as Quantity/Base number*100

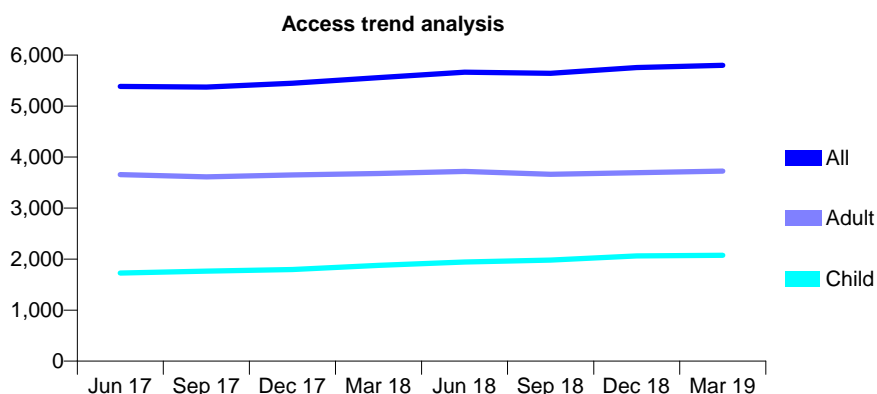
Q58 - Vital Signs At a Glance Contract Report for 101362/0009 - Year end March 2019

Name or company name	Rodericks Dental Limited
Contract type name	GDS Contract
Purpose of contract	General
Contract start date	01/06/2008
Contract end date	

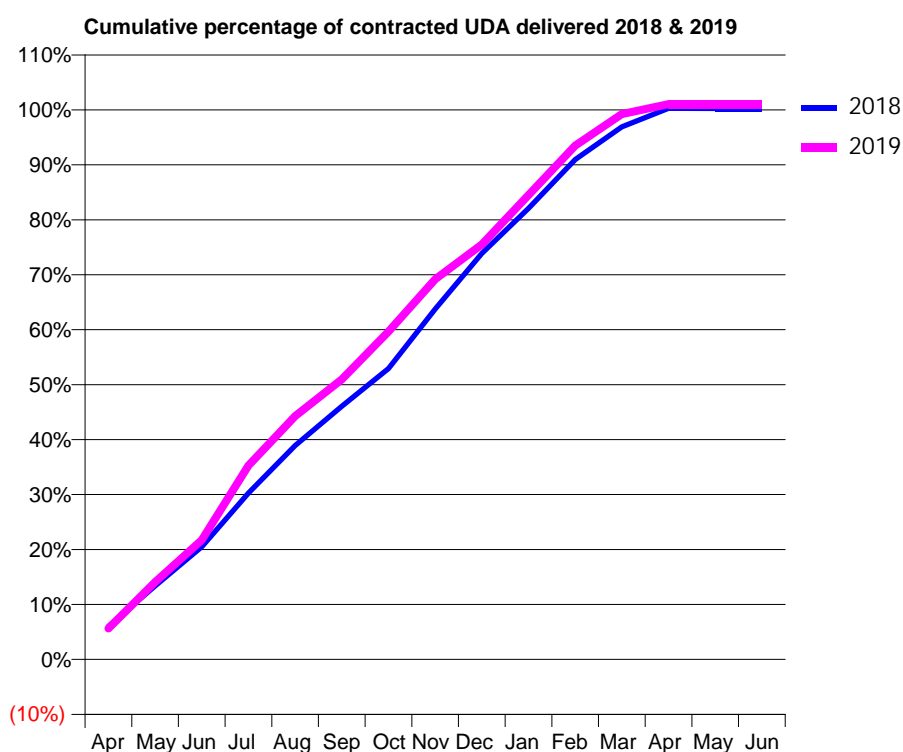
18/19 Contracted general activity (UDA)	12,918
Carry forward general activity (UDA)	-32
18/19 Contracted orthodontic activity (UOA)	0
Carry forward orthodontic activity (UOA)	0
Baseline contract value	£298,419.17

ACCESS*

Patients seen in 24 months	Total	Change since previous quarter
Quarter ending March 2018	5,558	
Quarter ending June 2018	5,664	→
Quarter ending September 2018	5,643	→
Quarter ending December 2018	5,756	↑
Quarter ending March 2019	5,800	→
Variance since March 2018	4.4%	↑



ACTIVITY



Month	Adjusted Scheduled Activity (UDA)	
	2018	2019
April	780	728
May	1,729	1,819
June	2,647	2,806
July	3,911	4,557
August	5,026	5,720
September	5,952	6,582
October	6,840	7,708
November	8,237	8,937
December	9,543	9,754
January	10,603	10,916
February	11,749	12,076
March	12,520	12,820
April	12,955	13,053
May	12,950	13,052
June	12,950	13,052

QUALITY

	Quantity	Base Number	Contract	AT	Region	England
% of FP17s for the same patient ID Re-attending within 3 months - Children	170	2,561	6.6%	11.1%	11.5%	11.8%
% of FP17s for the same patient ID Re-attending within 3 months - Adults	478	3,832	12.5%	14.7%	15.2%	15.7%
% of FP17s for the same patient ID Re-attending between 3 & 9 months - Children	1,298	2,561	50.7%	58.0%	60.2%	58.9%
% of FP17s for the same patient ID Re-attending between 3 & 9 months - Adults	1,414	3,832	36.9%	48.6%	51.8%	50.8%
% of FP17s for Band 1 Urgent Courses	497	6,295	7.9%	8.7%	8.1%	9.1%
% of FP17s Relating to Free Repair or Replacements	25	6,295	0.4%	0.7%	0.8%	0.8%
% of FP17s Relating to Continuations	2	6,295	0.0%	0.8%	0.9%	0.9%
% of Patients satisfied with the dentistry they have received	0	0	N/A	94.2%	92.7%	92.5%
% of Patients satisfied with the time they had to wait for an appointment	0	0	N/A	85.1%	87.4%	87.0%

* This is based on patients treated on this contract for their most recent course of treatment. Figures in italics indicate the base number of FP17s or Patient Questionnaire responses are less than 100. N/A is shown where the base number of responses is less than 10 during the period. % is calculated as Quantity/Base number*100

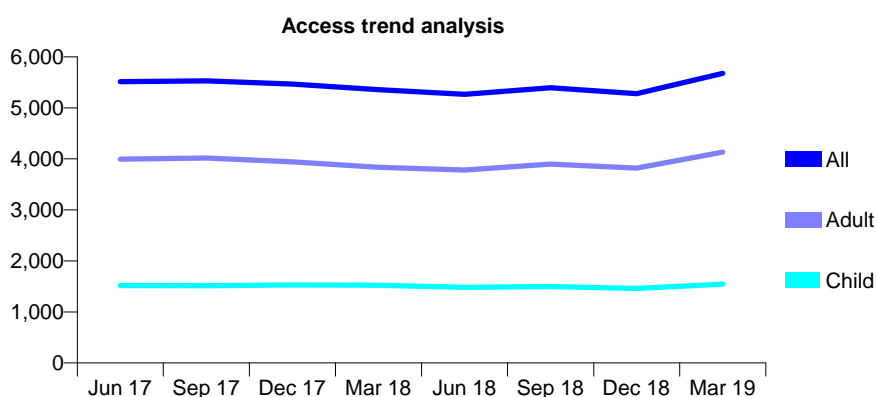
Q58 - Vital Signs At a Glance Contract Report for 101362/0020 - Year end March 2019

Name or company name	Rodericks Dental Limited
Contract type name	GDS Contract
Purpose of contract	General
Contract start date	20/08/2009
Contract end date	

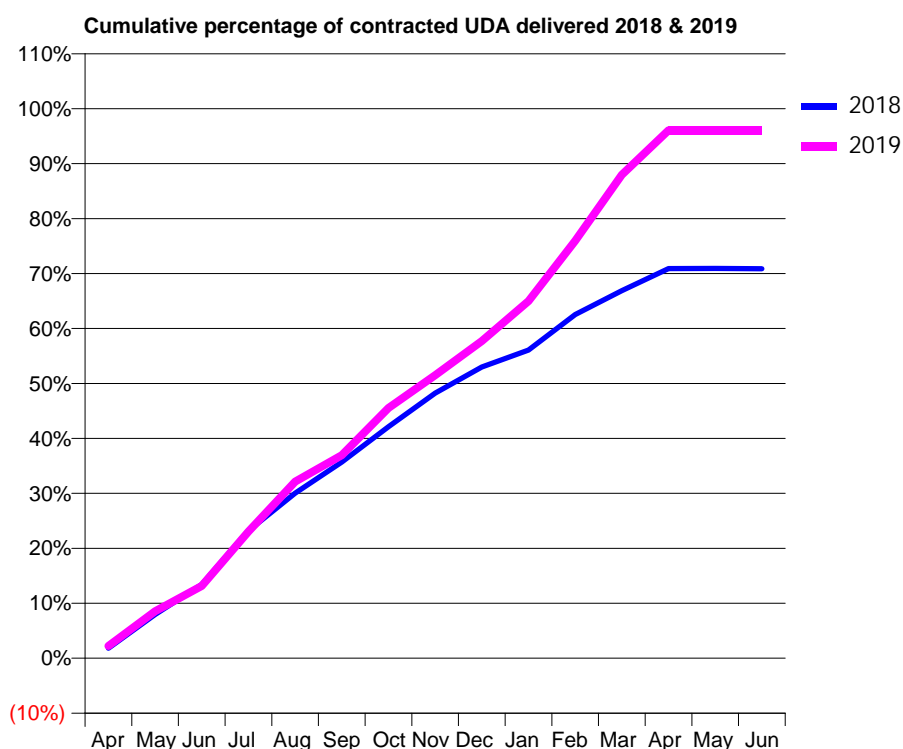
18/19 Contracted general activity (UDA)	14,000
Carry forward general activity (UDA)	0
18/19 Contracted orthodontic activity (UOA)	0
Carry forward orthodontic activity (UOA)	0
Baseline contract value	£370,587.85

ACCESS*

Patients seen in 24 months	Total	Change since previous quarter
Quarter ending March 2018	5,357	
Quarter ending June 2018	5,267	↓
Quarter ending September 2018	5,396	↑
Quarter ending December 2018	5,277	↓
Quarter ending March 2019	5,678	↑
Variance since March 2018	6.0%	↑



ACTIVITY



Month	Adjusted Scheduled Activity (UDA)	
	2018	2019
April	256	312
May	1,116	1,198
June	1,876	1,844
July	3,246	3,230
August	4,204	4,499
September	4,995	5,172
October	5,898	6,374
November	6,756	7,210
December	7,418	8,080
January	7,850	9,099
February	8,757	10,637
March	9,364	12,315
April	9,925	13,447
May	9,930	13,449
June	9,922	13,450

QUALITY

	Quantity	Base Number	Contract	AT	Region	England
% of FP17s for the same patient ID Re-attending within 3 months - Children	203	2,359	8.6%	11.1%	11.5%	11.8%
% of FP17s for the same patient ID Re-attending within 3 months - Adults	588	5,109	11.5%	14.7%	15.2%	15.7%
% of FP17s for the same patient ID Re-attending between 3 & 9 months - Children	1,442	2,359	61.1%	58.0%	60.2%	58.9%
% of FP17s for the same patient ID Re-attending between 3 & 9 months - Adults	1,989	5,109	38.9%	48.6%	51.8%	50.8%
% of FP17s for Band 1 Urgent Courses	650	7,580	8.6%	8.7%	8.1%	9.1%
% of FP17s Relating to Free Repair or Replacements	16	7,580	0.2%	0.7%	0.8%	0.8%
% of FP17s Relating to Continuations	22	7,580	0.3%	0.8%	0.9%	0.9%
% of Patients satisfied with the dentistry they have received	0	0	N/A	94.2%	92.7%	92.5%
% of Patients satisfied with the time they had to wait for an appointment	0	0	N/A	85.1%	87.4%	87.0%

* This is based on patients treated on this contract for their most recent course of treatment.

Figures in italics indicate the base number of FP17s or Patient Questionnaire responses are less than 100. N/A is shown where the base number of responses is less than 10 during the period. % is calculated as Quantity/Base number*100

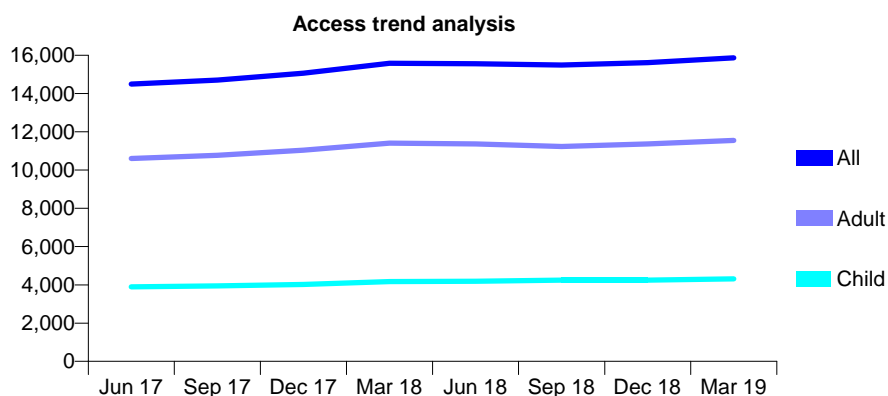
Q58 - Vital Signs At a Glance Contract Report for 101362/0021 - Year end March 2019

Name or company name	Rodericks Dental Limited
Contract type name	GDS Contract
Purpose of contract	General
Contract start date	01/10/2009
Contract end date	

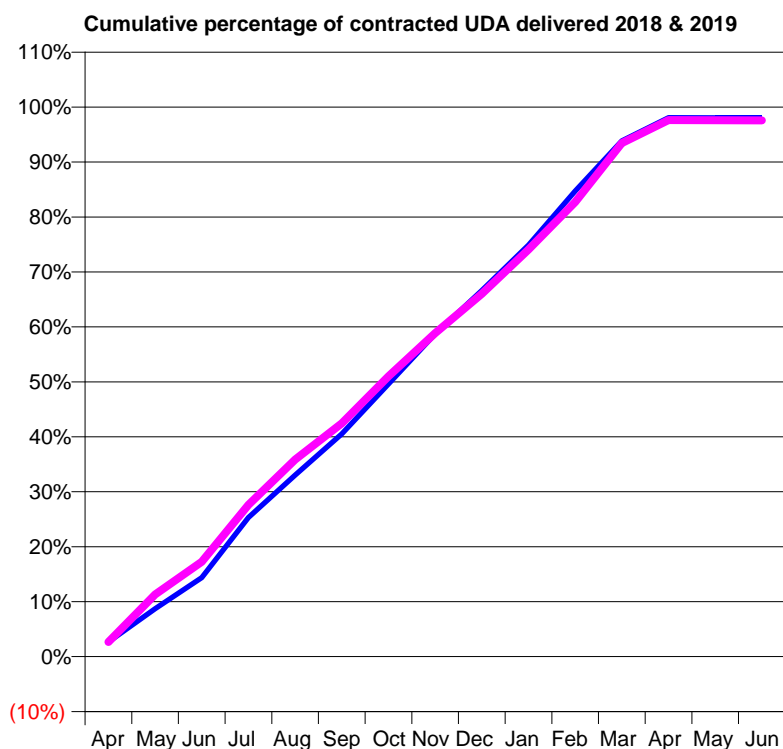
18/19 Contracted general activity (UDA)	40,147
Carry forward general activity (UDA)	794
18/19 Contracted orthodontic activity (UOA)	0
Carry forward orthodontic activity (UOA)	0
Baseline contract value	£1,202,524.08

ACCESS*

Patients seen in 24 months	Total	Change since previous quarter
Quarter ending March 2018	15,579	
Quarter ending June 2018	15,558	→
Quarter ending September 2018	15,485	→
Quarter ending December 2018	15,610	→
Quarter ending March 2019	15,863	→
Variance since March 2018	1.8%	→



ACTIVITY



Month	Adjusted Scheduled Activity (UDA)	
	2018	2019
April	1,064	1,077
May	3,500	4,549
June	5,775	6,927
July	10,168	11,092
August	13,267	14,392
September	16,264	17,045
October	19,922	20,472
November	23,568	23,637
December	26,746	26,492
January	30,057	29,742
February	34,011	33,206
March	37,681	37,512
April	39,377	39,194
May	39,351	39,188
June	39,352	39,171

QUALITY

	Quantity	Base Number	Contract	AT	Region	England
% of FP17s for the same patient ID Re-attending within 3 months - Children	502	6,650	7.5%	11.1%	11.5%	11.8%
% of FP17s for the same patient ID Re-attending within 3 months - Adults	2,406	15,339	15.7%	14.7%	15.2%	15.7%
% of FP17s for the same patient ID Re-attending between 3 & 9 months - Children	4,267	6,650	64.2%	58.0%	60.2%	58.9%
% of FP17s for the same patient ID Re-attending between 3 & 9 months - Adults	7,889	15,339	51.4%	48.6%	51.8%	50.8%
% of FP17s for Band 1 Urgent Courses	4,287	21,621	19.8%	8.7%	8.1%	9.1%
% of FP17s Relating to Free Repair or Replacements	108	21,621	0.5%	0.7%	0.8%	0.8%
% of FP17s Relating to Continuations	32	21,621	0.1%	0.8%	0.9%	0.9%
% of Patients satisfied with the dentistry they have received	3	3	N/A	94.2%	92.7%	92.5%
% of Patients satisfied with the time they had to wait for an appointment	3	3	N/A	85.1%	87.4%	87.0%

* This is based on patients treated on this contract for their most recent course of treatment. Figures in italics indicate the base number of FP17s or Patient Questionnaire responses are less than 100. N/A is shown where the base number of responses is less than 10 during the period. % is calculated as Quantity/Base number*100

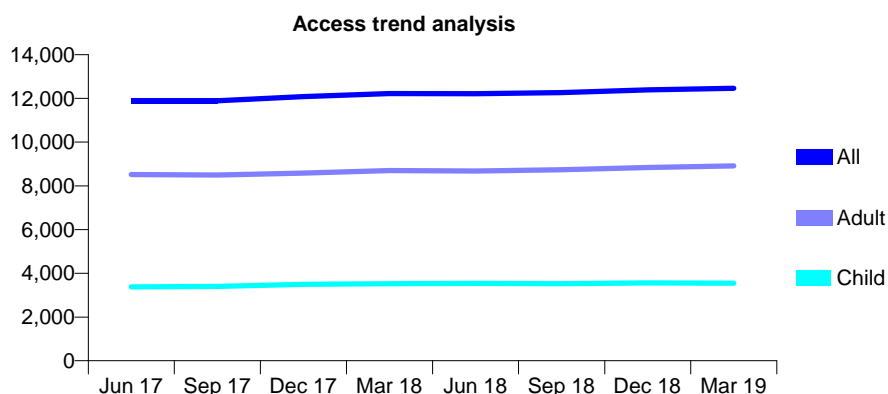
Q58 - Vital Signs At a Glance Contract Report for 101370/0047 - Year end March 2019

Name or company name	Petrie Tucker & Partners Ltd
Contract type name	GDS Contract
Purpose of contract	General
Contract start date	01/04/2006
Contract end date	

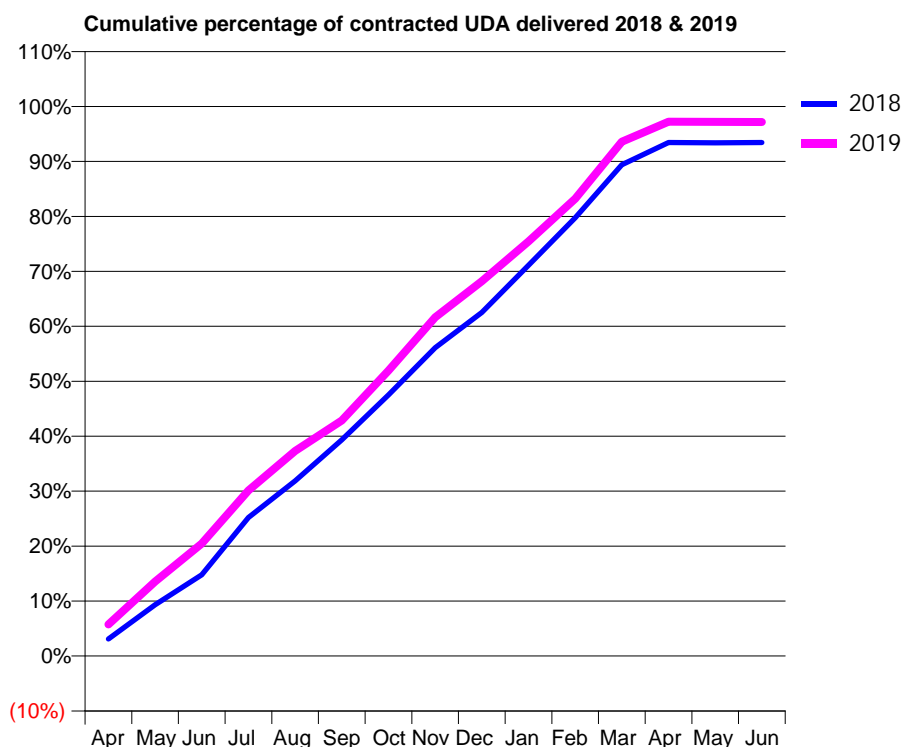
18/19 Contracted general activity (UDA)	29,673
Carry forward general activity (UDA)	0
18/19 Contracted orthodontic activity (UOA)	0
Carry forward orthodontic activity (UOA)	0
Baseline contract value	£826,307.15

ACCESS*

Patients seen in 24 months	Total	Change since previous quarter
Quarter ending March 2018	12,223	
Quarter ending June 2018	12,217	→
Quarter ending September 2018	12,265	→
Quarter ending December 2018	12,393	→
Quarter ending March 2019	12,463	→
Variance since March 2018	2.0%	→



ACTIVITY



Month	Adjusted Scheduled Activity (UDA)	
	2018	2019
April	916	1,710
May	2,769	4,023
June	4,388	6,072
July	7,480	8,937
August	9,460	11,069
September	11,669	12,721
October	14,104	15,415
November	16,645	18,286
December	18,555	20,235
January	21,102	22,383
February	23,664	24,696
March	26,525	27,768
April	27,723	28,851
May	27,715	28,841
June	27,723	28,837

QUALITY

	Quantity	Base Number	Contract	AT	Region	England
% of FP17s for the same patient ID Re-attending within 3 months - Children	163	4,710	3.5%	11.1%	11.5%	11.8%
% of FP17s for the same patient ID Re-attending within 3 months - Adults	681	9,983	6.8%	14.7%	15.2%	15.7%
% of FP17s for the same patient ID Re-attending between 3 & 9 months - Children	2,636	4,710	56.0%	58.0%	60.2%	58.9%
% of FP17s for the same patient ID Re-attending between 3 & 9 months - Adults	4,552	9,983	45.6%	48.6%	51.8%	50.8%
% of FP17s for Band 1 Urgent Courses	544	14,598	3.7%	8.7%	8.1%	9.1%
% of FP17s Relating to Free Repair or Replacements	55	14,598	0.4%	0.7%	0.8%	0.8%
% of FP17s Relating to Continuations	123	14,598	0.8%	0.8%	0.9%	0.9%
% of Patients satisfied with the dentistry they have received	8	8	N/A	94.2%	92.7%	92.5%
% of Patients satisfied with the time they had to wait for an appointment	8	8	N/A	85.1%	87.4%	87.0%

* This is based on patients treated on this contract for their most recent course of treatment. Figures in italics indicate the base number of FP17s or Patient Questionnaire responses are less than 100. N/A is shown where the base number of responses is less than 10 during the period. % is calculated as Quantity/Base number*100

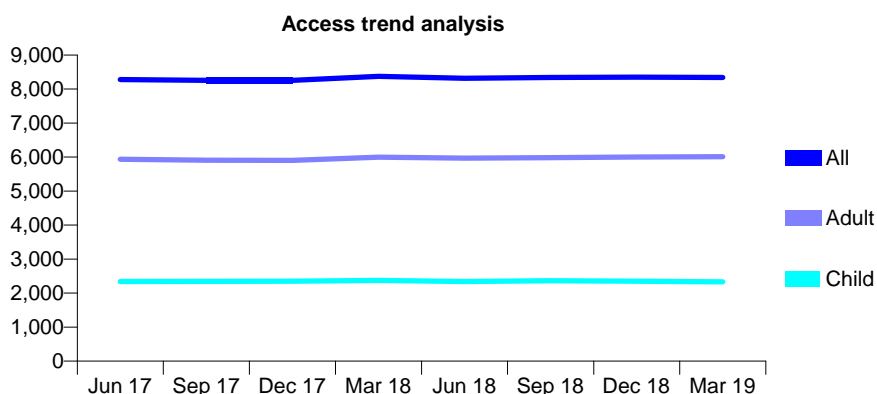
Q58 - Vital Signs At a Glance Contract Report for 101370/0057 - Year end March 2019

Name or company name	Petrie Tucker & Partners Ltd
Contract type name	GDS Contract
Purpose of contract	General
Contract start date	01/04/2006
Contract end date	

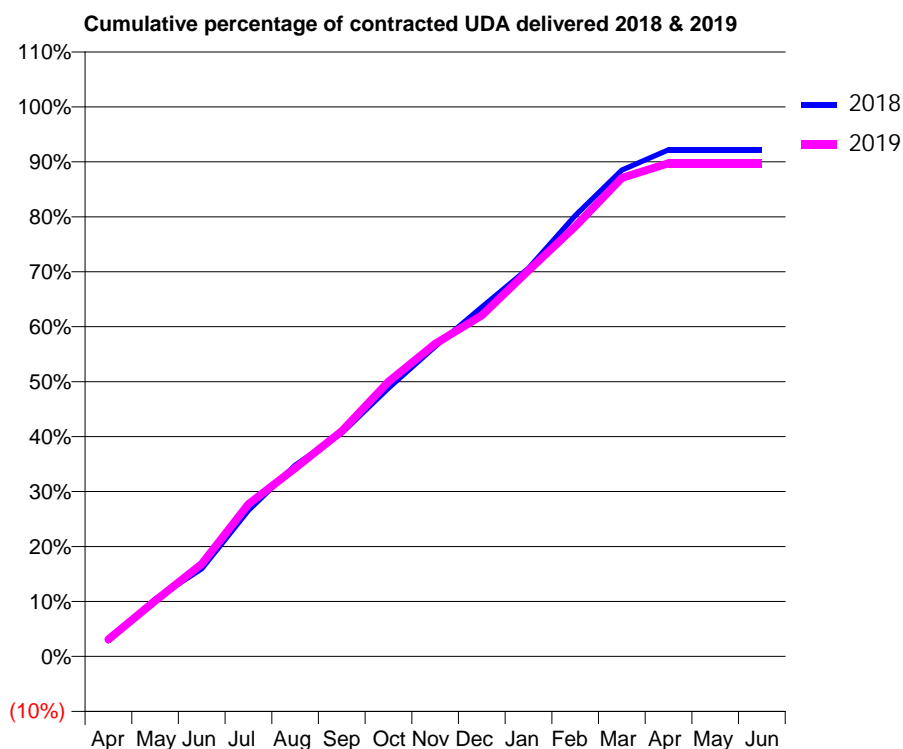
18/19 Contracted general activity (UDA)	24,667
Carry forward general activity (UDA)	0
18/19 Contracted orthodontic activity (UOA)	0
Carry forward orthodontic activity (UOA)	0
Baseline contract value	£628,042.60

ACCESS*

Patients seen in 24 months	Total	Change since previous quarter
Quarter ending March 2018	8,373	
Quarter ending June 2018	8,314	→
Quarter ending September 2018	8,345	→
Quarter ending December 2018	8,352	→
Quarter ending March 2019	8,344	→
Variance since March 2018	(0.3%)	→



ACTIVITY



Month	Adjusted Scheduled Activity (UDA)	
	2018	2019
April	706	761
May	2,579	2,501
June	3,938	4,153
July	6,559	6,836
August	8,580	8,448
September	10,023	10,110
October	12,039	12,336
November	13,914	14,036
December	15,678	15,305
January	17,421	17,325
February	19,786	19,299
March	21,830	21,477
April	22,737	22,133
May	22,736	22,132
June	22,738	22,132

QUALITY

	Quantity	Base Number	Contract	AT	Region	England
% of FP17s for the same patient ID Re-attending within 3 months - Children	109	3,178	3.4%	11.1%	11.5%	11.8%
% of FP17s for the same patient ID Re-attending within 3 months - Adults	479	7,452	6.4%	14.7%	15.2%	15.7%
% of FP17s for the same patient ID Re-attending between 3 & 9 months - Children	1,184	3,178	37.3%	58.0%	60.2%	58.9%
% of FP17s for the same patient ID Re-attending between 3 & 9 months - Adults	2,705	7,452	36.3%	48.6%	51.8%	50.8%
% of FP17s for Band 1 Urgent Courses	371	10,564	3.5%	8.7%	8.1%	9.1%
% of FP17s Relating to Free Repair or Replacements	65	10,564	0.6%	0.7%	0.8%	0.8%
% of FP17s Relating to Continuations	117	10,564	1.1%	0.8%	0.9%	0.9%
% of Patients satisfied with the dentistry they have received	5	5	N/A	94.2%	92.7%	92.5%
% of Patients satisfied with the time they had to wait for an appointment	5	5	N/A	85.1%	87.4%	87.0%

* This is based on patients treated on this contract for their most recent course of treatment.

Figures in italics indicate the base number of FP17s or Patient Questionnaire responses are less than 100. N/A is shown where the base number of responses is less than 10 during the period. % is calculated as Quantity/Base number*100

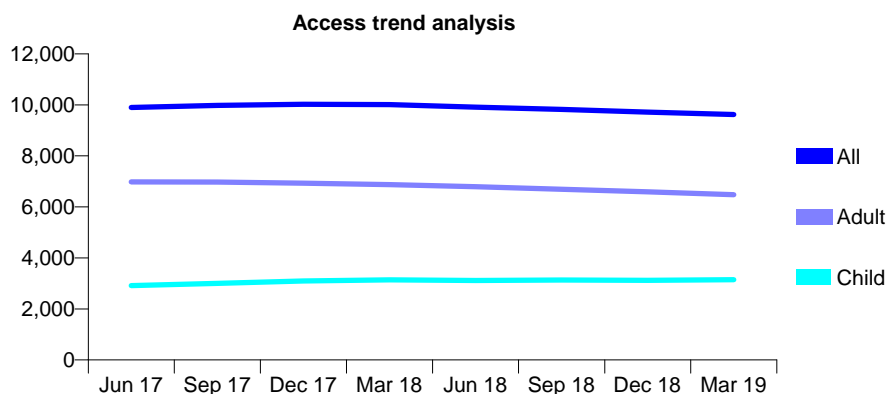
Q58 - Vital Signs At a Glance Contract Report for 101370/0064 - Year end March 2019

Name or company name	Petrie Tucker & Partners Ltd
Contract type name	GDS Contract
Purpose of contract	General
Contract start date	01/04/2006
Contract end date	

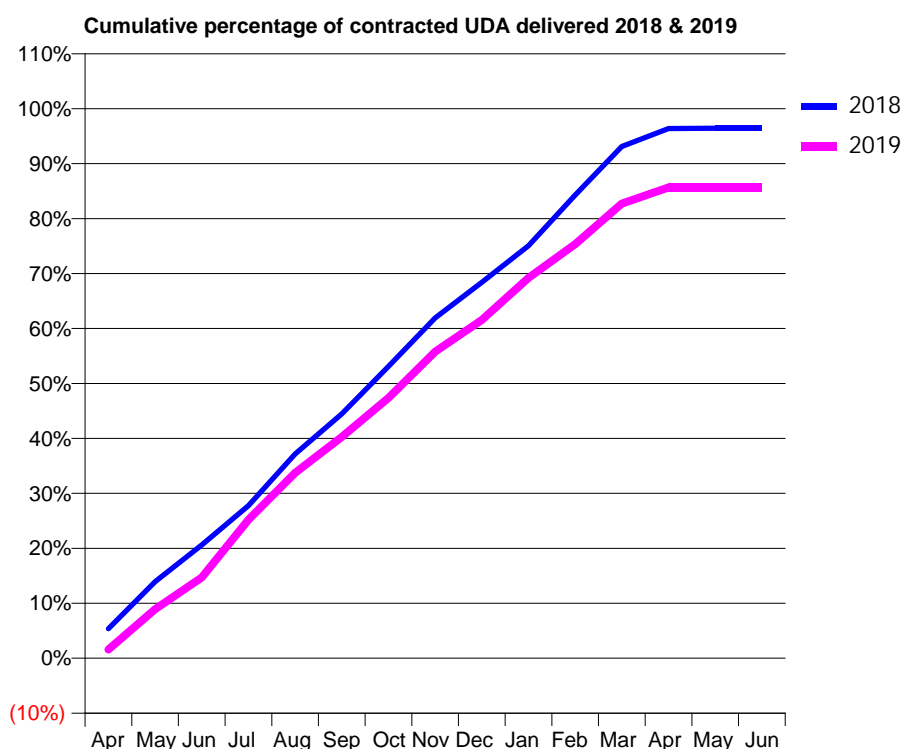
18/19 Contracted general activity (UDA)	31,719
Carry forward general activity (UDA)	1,124
18/19 Contracted orthodontic activity (UOA)	0
Carry forward orthodontic activity (UOA)	0
Baseline contract value	£881,811.64

ACCESS*

Patients seen in 24 months	Total	Change since previous quarter
Quarter ending March 2018	10,013	
Quarter ending June 2018	9,910	↓
Quarter ending September 2018	9,822	→
Quarter ending December 2018	9,718	↓
Quarter ending March 2019	9,622	→
Variance since March 2018	(3.9%)	↓



ACTIVITY



Month	Adjusted Scheduled Activity (UDA)	
	2018	2019
April	1,705	501
May	4,421	2,837
June	6,536	4,660
July	8,809	7,993
August	11,789	10,706
September	14,103	12,772
October	16,844	15,020
November	19,647	17,689
December	21,697	19,523
January	23,808	21,949
February	26,739	23,905
March	29,537	26,236
April	30,570	27,169
May	30,595	27,173
June	30,595	27,173

QUALITY

	Quantity	Base Number	Contract	AT	Region	England
% of FP17s for the same patient ID Re-attending within 3 months - Children	285	4,070	7.0%	11.1%	11.5%	11.8%
% of FP17s for the same patient ID Re-attending within 3 months - Adults	891	7,111	12.5%	14.7%	15.2%	15.7%
% of FP17s for the same patient ID Re-attending between 3 & 9 months - Children	2,100	4,070	51.6%	58.0%	60.2%	58.9%
% of FP17s for the same patient ID Re-attending between 3 & 9 months - Adults	3,272	7,111	46.0%	48.6%	51.8%	50.8%
% of FP17s for Band 1 Urgent Courses	767	11,181	6.9%	8.7%	8.1%	9.1%
% of FP17s Relating to Free Repair or Replacements	36	11,181	0.3%	0.7%	0.8%	0.8%
% of FP17s Relating to Continuations	164	11,181	1.5%	0.8%	0.9%	0.9%
% of Patients satisfied with the dentistry they have received	4	6	N/A	94.2%	92.7%	92.5%
% of Patients satisfied with the time they had to wait for an appointment	6	6	N/A	85.1%	87.4%	87.0%

* This is based on patients treated on this contract for their most recent course of treatment. Figures in italics indicate the base number of FP17s or Patient Questionnaire responses are less than 100. N/A is shown where the base number of responses is less than 10 during the period. % is calculated as Quantity/Base number*100

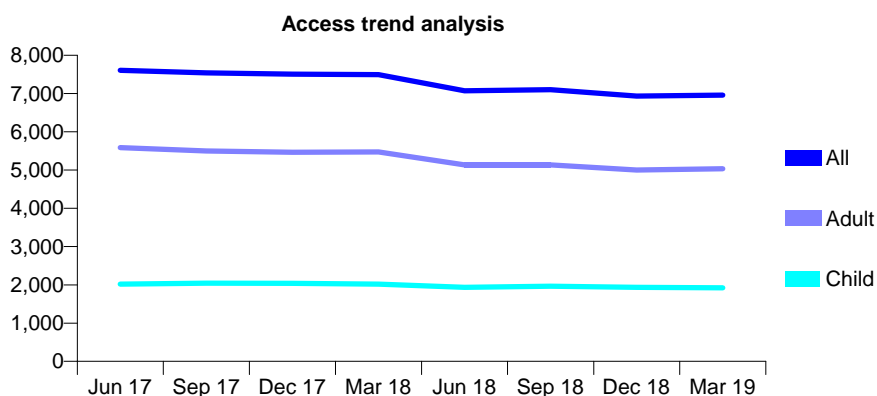
Q58 - Vital Signs At a Glance Contract Report for 101370/0065 - Year end March 2019

Name or company name	Petrie Tucker & Partners Ltd
Contract type name	GDS Contract
Purpose of contract	General
Contract start date	01/04/2006
Contract end date	

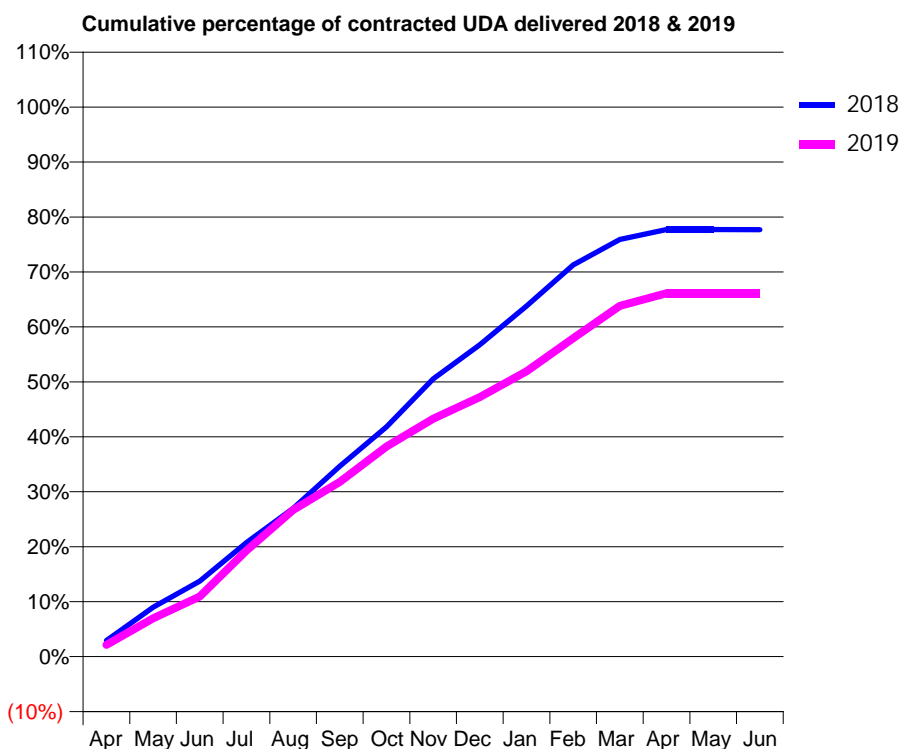
18/19 Contracted general activity (UDA)	21,251
Carry forward general activity (UDA)	0
18/19 Contracted orthodontic activity (UOA)	0
Carry forward orthodontic activity (UOA)	0
Baseline contract value	£520,327.64

ACCESS*

Patients seen in 24 months	Total	Change since previous quarter
Quarter ending March 2018	7,492	
Quarter ending June 2018	7,070	↓
Quarter ending September 2018	7,100	→
Quarter ending December 2018	6,936	↓
Quarter ending March 2019	6,958	→
Variance since March 2018	(7.1%)	↓



ACTIVITY



Month	Adjusted Scheduled Activity (UDA)	
	2018	2019
April	621	456
May	1,913	1,482
June	2,923	2,323
July	4,413	4,105
August	5,738	5,677
September	7,361	6,754
October	8,883	8,125
November	10,737	9,197
December	12,057	10,040
January	13,554	11,031
February	15,148	12,315
March	16,136	13,561
April	16,515	14,052
May	16,516	14,050
June	16,512	14,050

QUALITY

	Quantity	Base Number	Contract	AT	Region	England
% of FP17s for the same patient ID Re-attending within 3 months - Children	149	2,592	5.7%	11.1%	11.5%	11.8%
% of FP17s for the same patient ID Re-attending within 3 months - Adults	776	5,864	13.2%	14.7%	15.2%	15.7%
% of FP17s for the same patient ID Re-attending between 3 & 9 months - Children	1,430	2,592	55.2%	58.0%	60.2%	58.9%
% of FP17s for the same patient ID Re-attending between 3 & 9 months - Adults	2,668	5,864	45.5%	48.6%	51.8%	50.8%
% of FP17s for Band 1 Urgent Courses	706	8,512	8.3%	8.7%	8.1%	9.1%
% of FP17s Relating to Free Repair or Replacements	38	8,512	0.4%	0.7%	0.8%	0.8%
% of FP17s Relating to Continuations	128	8,512	1.5%	0.8%	0.9%	0.9%
% of Patients satisfied with the dentistry they have received	2	2	N/A	94.2%	92.7%	92.5%
% of Patients satisfied with the time they had to wait for an appointment	1	2	N/A	85.1%	87.4%	87.0%

* This is based on patients treated on this contract for their most recent course of treatment. Figures in italics indicate the base number of FP17s or Patient Questionnaire responses are less than 100. N/A is shown where the base number of responses is less than 10 during the period. % is calculated as Quantity/Base number*100

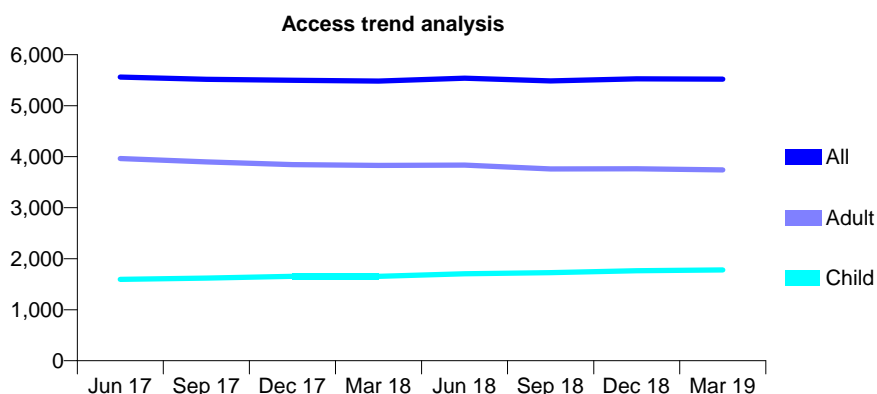
Q58 - Vital Signs At a Glance Contract Report for 101435/0003 - Year end March 2019

Name or company name	IDH Limited
Contract type name	GDS Contract
Purpose of contract	General and Orthodontic
Contract start date	01/04/2006
Contract end date	

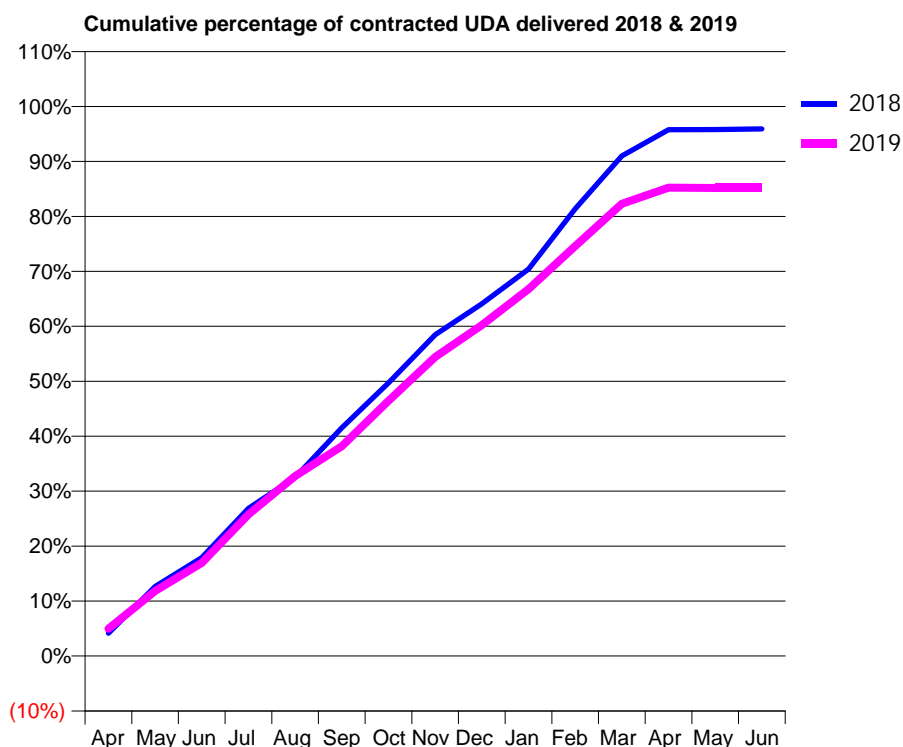
18/19 Contracted general activity (UDA)	15,825
Carry forward general activity (UDA)	0
18/19 Contracted orthodontic activity (UOA)	428
Carry forward orthodontic activity (UOA)	0
Baseline contract value	£444,136.14

ACCESS*

Patients seen in 24 months	Total	Change since previous quarter
Quarter ending March 2018	5,483	
Quarter ending June 2018	5,539	→
Quarter ending September 2018	5,486	→
Quarter ending December 2018	5,526	→
Quarter ending March 2019	5,519	→
Variance since March 2018	0.7%	→



ACTIVITY



Month	Adjusted Scheduled Activity (UDA)	
	2018	2019
April	657	785
May	2,002	1,872
June	2,831	2,680
July	4,254	4,078
August	5,145	5,183
September	6,568	6,041
October	7,861	7,350
November	9,253	8,611
December	10,140	9,531
January	11,143	10,567
February	12,880	11,805
March	14,400	13,020
April	15,157	13,483
May	15,160	13,478
June	15,180	13,478

QUALITY

	Quantity	Base Number	Contract	AT	Region	England
% of FP17s for the same patient ID Re-attending within 3 months - Children	157	2,382	6.6%	11.1%	11.5%	11.8%
% of FP17s for the same patient ID Re-attending within 3 months - Adults	353	3,682	9.6%	14.7%	15.2%	15.7%
% of FP17s for the same patient ID Re-attending between 3 & 9 months - Children	1,170	2,382	49.1%	58.0%	60.2%	58.9%
% of FP17s for the same patient ID Re-attending between 3 & 9 months - Adults	1,403	3,682	38.1%	48.6%	51.8%	50.8%
% of FP17s for Band 1 Urgent Courses	502	5,955	8.4%	8.7%	8.1%	9.1%
% of FP17s Relating to Free Repair or Replacements	14	5,955	0.2%	0.7%	0.8%	0.8%
% of FP17s Relating to Continuations	32	5,955	0.5%	0.8%	0.9%	0.9%
% of Patients satisfied with the dentistry they have received	0	0	N/A	94.2%	92.7%	92.5%
% of Patients satisfied with the time they had to wait for an appointment	0	0	N/A	85.1%	87.4%	87.0%

* This is based on patients treated on this contract for their most recent course of treatment. Figures in italics indicate the base number of FP17s or Patient Questionnaire responses are less than 100. N/A is shown where the base number of responses is less than 10 during the period. % is calculated as Quantity/Base number*100

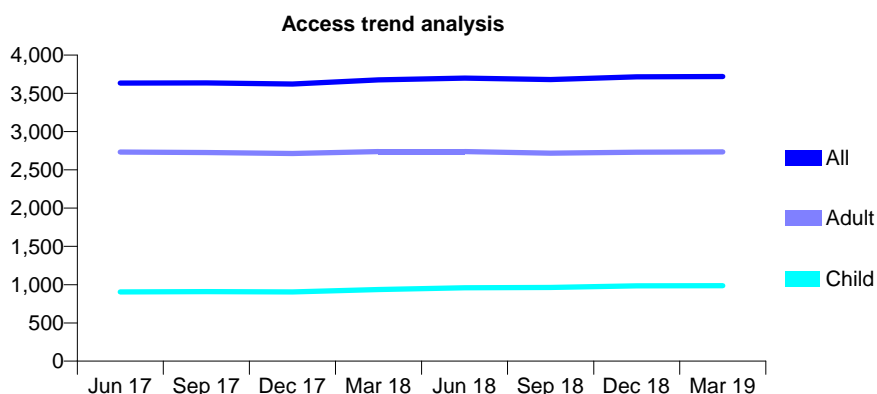
Q58 - Vital Signs At a Glance Contract Report for 101435/0081 - Year end March 2019

Name or company name	IDH Limited
Contract type name	GDS Contract
Purpose of contract	General
Contract start date	01/02/2008
Contract end date	

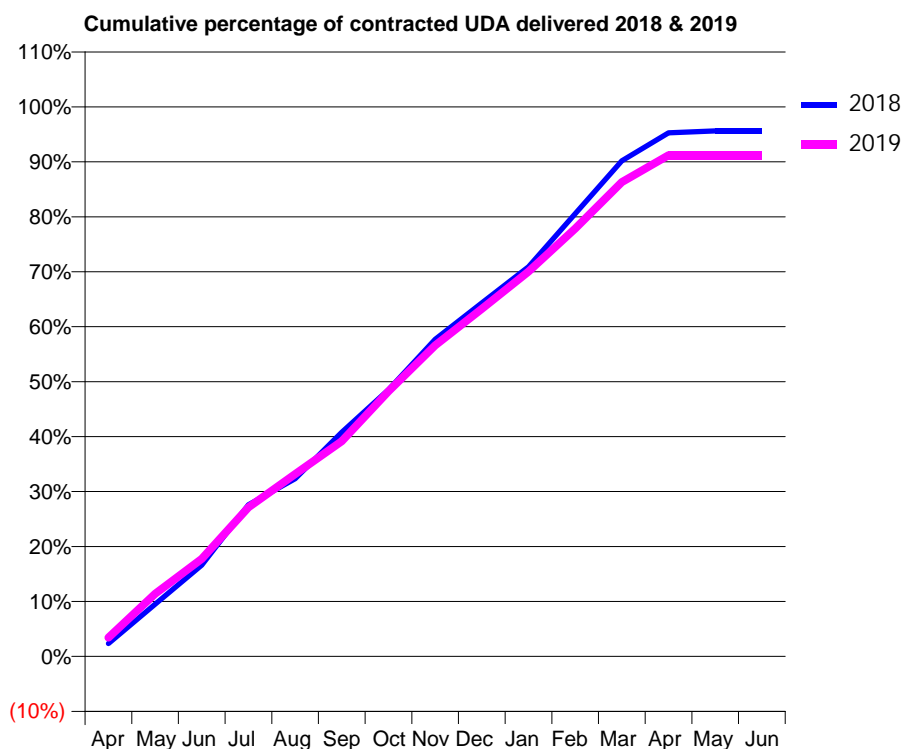
18/19 Contracted general activity (UDA)	11,105
Carry forward general activity (UDA)	0
18/19 Contracted orthodontic activity (UOA)	0
Carry forward orthodontic activity (UOA)	0
Baseline contract value	£292,940.77

ACCESS*

Patients seen in 24 months	Total	Change since previous quarter
Quarter ending March 2018	3,675	
Quarter ending June 2018	3,699	→
Quarter ending September 2018	3,681	→
Quarter ending December 2018	3,715	→
Quarter ending March 2019	3,721	→
Variance since March 2018	1.3%	→



ACTIVITY



Month	Adjusted Scheduled Activity (UDA)	
	2018	2019
April	260	380
May	1,054	1,268
June	1,846	1,970
July	3,066	3,012
August	3,590	3,686
September	4,528	4,347
October	5,388	5,356
November	6,408	6,286
December	7,141	7,023
January	7,874	7,777
February	8,949	8,646
March	10,012	9,585
April	10,580	10,130
May	10,619	10,130
June	10,619	10,130

QUALITY

	Quantity	Base Number	Contract	AT	Region	England
% of FP17s for the same patient ID Re-attending within 3 months - Children	68	1,228	5.5%	11.1%	11.5%	11.8%
% of FP17s for the same patient ID Re-attending within 3 months - Adults	329	3,011	10.9%	14.7%	15.2%	15.7%
% of FP17s for the same patient ID Re-attending between 3 & 9 months - Children	572	1,228	46.6%	58.0%	60.2%	58.9%
% of FP17s for the same patient ID Re-attending between 3 & 9 months - Adults	1,147	3,011	38.1%	48.6%	51.8%	50.8%
% of FP17s for Band 1 Urgent Courses	364	4,249	8.6%	8.7%	8.1%	9.1%
% of FP17s Relating to Free Repair or Replacements	14	4,249	0.3%	0.7%	0.8%	0.8%
% of FP17s Relating to Continuations	32	4,249	0.8%	0.8%	0.9%	0.9%
% of Patients satisfied with the dentistry they have received	1	1	N/A	94.2%	92.7%	92.5%
% of Patients satisfied with the time they had to wait for an appointment	1	1	N/A	85.1%	87.4%	87.0%

* This is based on patients treated on this contract for their most recent course of treatment. Figures in italics indicate the base number of FP17s or Patient Questionnaire responses are less than 100. N/A is shown where the base number of responses is less than 10 during the period. % is calculated as Quantity/Base number*100

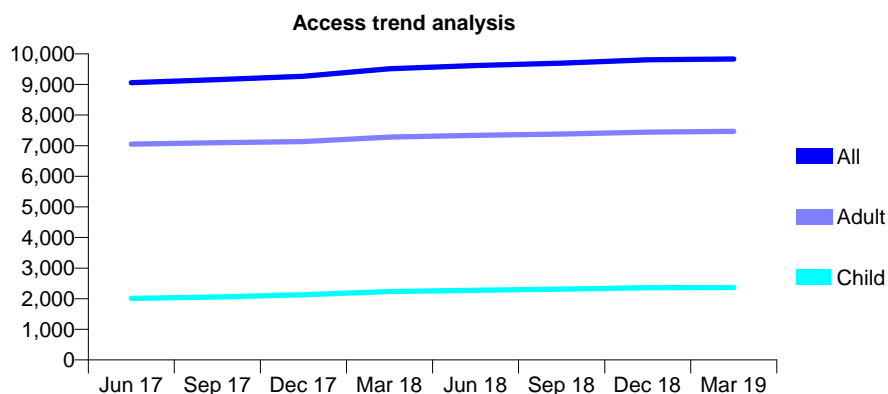
Q58 - Vital Signs At a Glance Contract Report for 101435/0082 - Year end March 2019

Name or company name	IDH Limited
Contract type name	GDS Contract
Purpose of contract	General
Contract start date	01/02/2008
Contract end date	

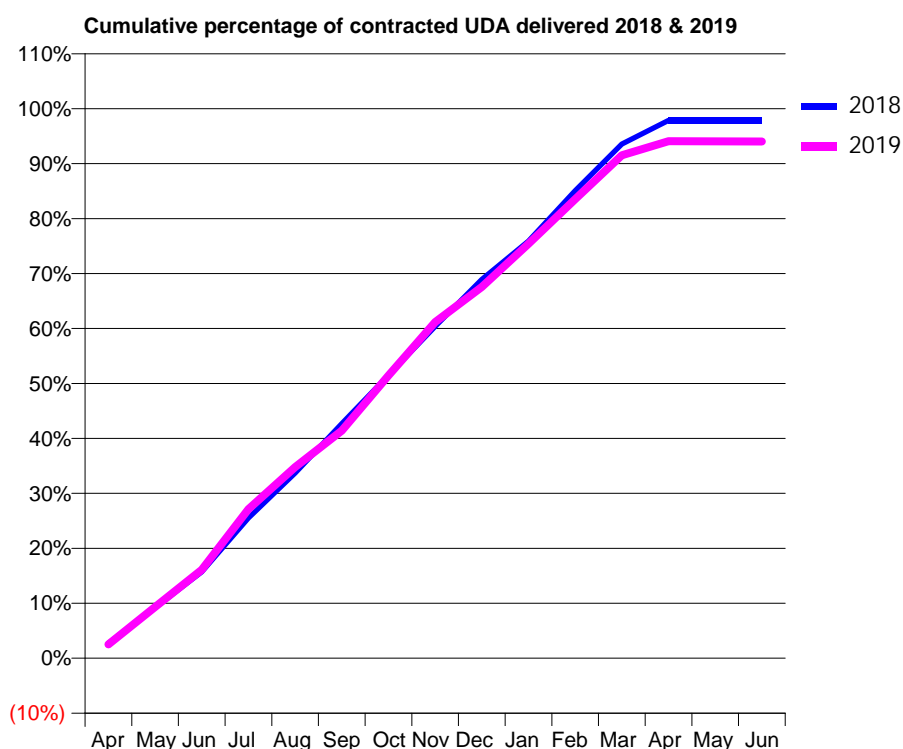
18/19 Contracted general activity (UDA)	25,924
Carry forward general activity (UDA)	554
18/19 Contracted orthodontic activity (UOA)	0
Carry forward orthodontic activity (UOA)	0
Baseline contract value	£615,692.07

ACCESS*

Patients seen in 24 months	Total	Change since previous quarter
Quarter ending March 2018	9,515	
Quarter ending June 2018	9,617	→
Quarter ending September 2018	9,699	→
Quarter ending December 2018	9,805	→
Quarter ending March 2019	9,834	→
Variance since March 2018	3.4%	↑



ACTIVITY



Month	Adjusted Scheduled Activity (UDA)	
	2018	2019
April	705	649
May	2,396	2,417
June	4,071	4,173
July	6,624	7,031
August	8,738	9,016
September	11,063	10,728
October	13,353	13,337
November	15,652	15,854
December	17,869	17,511
January	19,684	19,552
February	22,062	21,654
March	24,254	23,727
April	25,367	24,390
May	25,369	24,378
June	25,369	24,375

QUALITY

	Quantity	Base Number	Contract	AT	Region	England
% of FP17s for the same patient ID Re-attending within 3 months - Children	211	3,457	6.1%	11.1%	11.5%	11.8%
% of FP17s for the same patient ID Re-attending within 3 months - Adults	1,474	10,942	13.5%	14.7%	15.2%	15.7%
% of FP17s for the same patient ID Re-attending between 3 & 9 months - Children	2,087	3,457	60.4%	58.0%	60.2%	58.9%
% of FP17s for the same patient ID Re-attending between 3 & 9 months - Adults	6,355	10,942	58.1%	48.6%	51.8%	50.8%
% of FP17s for Band 1 Urgent Courses	798	14,139	5.6%	8.7%	8.1%	9.1%
% of FP17s Relating to Free Repair or Replacements	160	14,139	1.1%	0.7%	0.8%	0.8%
% of FP17s Relating to Continuations	257	14,139	1.8%	0.8%	0.9%	0.9%
% of Patients satisfied with the dentistry they have received	3	3	N/A	94.2%	92.7%	92.5%
% of Patients satisfied with the time they had to wait for an appointment	1	3	N/A	85.1%	87.4%	87.0%

* This is based on patients treated on this contract for their most recent course of treatment. Figures in italics indicate the base number of FP17s or Patient Questionnaire responses are less than 100. N/A is shown where the base number of responses is less than 10 during the period. % is calculated as Quantity/Base number*100

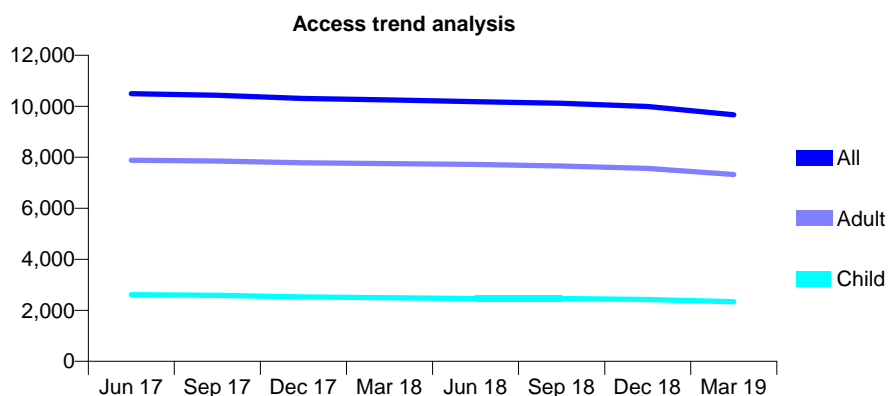
Q58 - Vital Signs At a Glance Contract Report for 101435/0088 - Year end March 2019

Name or company name	IDH Limited
Contract type name	GDS Contract
Purpose of contract	General
Contract start date	23/02/2008
Contract end date	

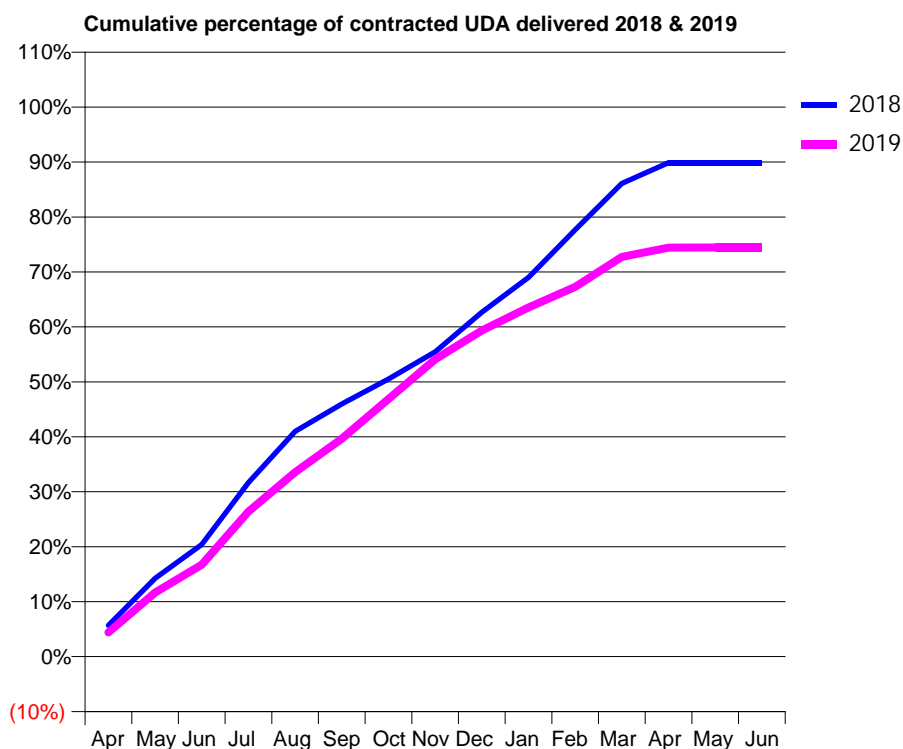
18/19 Contracted general activity (UDA)	29,108
Carry forward general activity (UDA)	0
18/19 Contracted orthodontic activity (UOA)	0
Carry forward orthodontic activity (UOA)	0
Baseline contract value	£830,997.66

ACCESS*

Patients seen in 24 months	Total	Change since previous quarter
Quarter ending March 2018	10,251	
Quarter ending June 2018	10,185	→
Quarter ending September 2018	10,120	→
Quarter ending December 2018	9,988	↓
Quarter ending March 2019	9,664	↓
Variance since March 2018	(5.7%)	↓



ACTIVITY



Month	Adjusted Scheduled Activity (UDA)	
	2018	2019
April	1,656	1,286
May	4,148	3,394
June	5,939	4,873
July	9,224	7,687
August	11,937	9,770
September	13,382	11,542
October	14,702	13,641
November	16,141	15,752
December	18,235	17,276
January	20,088	18,492
February	22,611	19,583
March	25,062	21,173
April	26,159	21,663
May	26,161	21,665
June	26,163	21,665

QUALITY

	Quantity	Base Number	Contract	AT	Region	England
% of FP17s for the same patient ID Re-attending within 3 months - Children	170	3,234	5.3%	11.1%	11.5%	11.8%
% of FP17s for the same patient ID Re-attending within 3 months - Adults	1,244	9,285	13.4%	14.7%	15.2%	15.7%
% of FP17s for the same patient ID Re-attending between 3 & 9 months - Children	2,167	3,234	67.0%	58.0%	60.2%	58.9%
% of FP17s for the same patient ID Re-attending between 3 & 9 months - Adults	4,893	9,285	52.7%	48.6%	51.8%	50.8%
% of FP17s for Band 1 Urgent Courses	1,022	12,278	8.3%	8.7%	8.1%	9.1%
% of FP17s Relating to Free Repair or Replacements	80	12,278	0.7%	0.7%	0.8%	0.8%
% of FP17s Relating to Continuations	209	12,278	1.7%	0.8%	0.9%	0.9%
% of Patients satisfied with the dentistry they have received	3	3	N/A	94.2%	92.7%	92.5%
% of Patients satisfied with the time they had to wait for an appointment	2	3	N/A	85.1%	87.4%	87.0%

* This is based on patients treated on this contract for their most recent course of treatment. Figures in italics indicate the base number of FP17s or Patient Questionnaire responses are less than 100. N/A is shown where the base number of responses is less than 10 during the period. % is calculated as Quantity/Base number*100

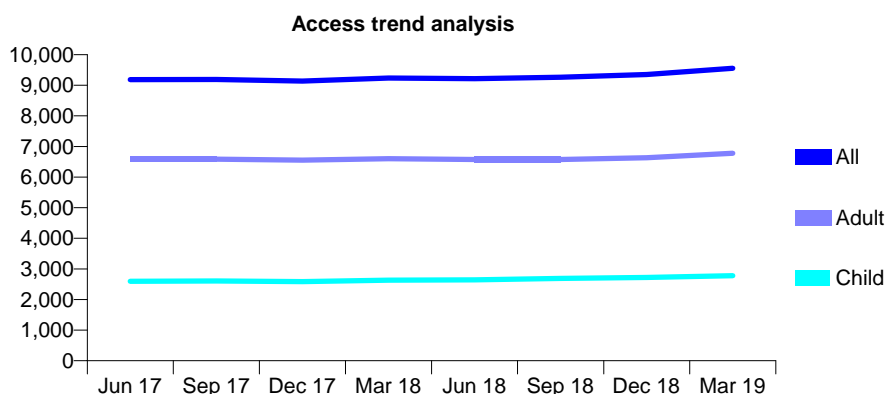
Q58 - Vital Signs At a Glance Contract Report for 101435/0089 - Year end March 2019

Name or company name	IDH Limited
Contract type name	GDS Contract
Purpose of contract	General
Contract start date	23/02/2008
Contract end date	

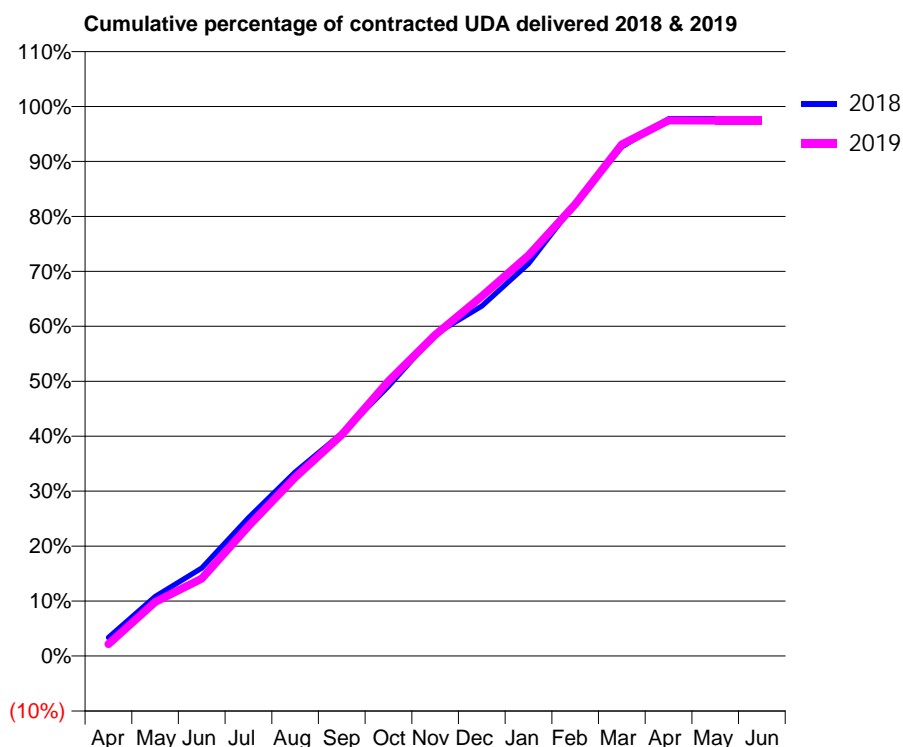
18/19 Contracted general activity (UDA)	21,831
Carry forward general activity (UDA)	492
18/19 Contracted orthodontic activity (UOA)	0
Carry forward orthodontic activity (UOA)	0
Baseline contract value	£623,247.32

ACCESS*

Patients seen in 24 months	Total	Change since previous quarter
Quarter ending March 2018	9,234	
Quarter ending June 2018	9,217	→
Quarter ending September 2018	9,262	→
Quarter ending December 2018	9,351	→
Quarter ending March 2019	9,556	↑
Variance since March 2018	3.5%	↑



ACTIVITY



Month	Adjusted Scheduled Activity (UDA)	
	2018	2019
April	732	473
May	2,364	2,150
June	3,495	3,075
July	5,489	5,165
August	7,308	7,102
September	8,841	8,794
October	10,715	10,921
November	12,784	12,757
December	13,903	14,289
January	15,584	15,917
February	17,987	17,944
March	20,231	20,324
April	21,338	21,271
May	21,338	21,270
June	21,338	21,270

QUALITY

	Quantity	Base Number	Contract	AT	Region	England
% of FP17s for the same patient ID Re-attending within 3 months - Children	166	4,061	4.1%	11.1%	11.5%	11.8%
% of FP17s for the same patient ID Re-attending within 3 months - Adults	594	7,523	7.9%	14.7%	15.2%	15.7%
% of FP17s for the same patient ID Re-attending between 3 & 9 months - Children	2,634	4,061	64.9%	58.0%	60.2%	58.9%
% of FP17s for the same patient ID Re-attending between 3 & 9 months - Adults	2,371	7,523	31.5%	48.6%	51.8%	50.8%
% of FP17s for Band 1 Urgent Courses	464	11,563	4.0%	8.7%	8.1%	9.1%
% of FP17s Relating to Free Repair or Replacements	22	11,563	0.2%	0.7%	0.8%	0.8%
% of FP17s Relating to Continuations	89	11,563	0.8%	0.8%	0.9%	0.9%
% of Patients satisfied with the dentistry they have received	6	6	N/A	94.2%	92.7%	92.5%
% of Patients satisfied with the time they had to wait for an appointment	6	6	N/A	85.1%	87.4%	87.0%

* This is based on patients treated on this contract for their most recent course of treatment.

Figures in italics indicate the base number of FP17s or Patient Questionnaire responses are less than 100. N/A is shown where the base number of responses is less than 10 during the period. % is calculated as Quantity/Base number*100

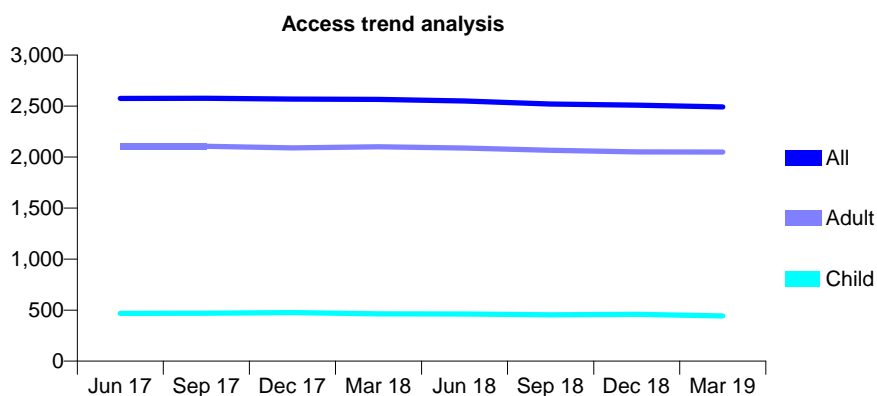
Q58 - Vital Signs At a Glance Contract Report for 102024/0001 - Year end March 2019

Name or company name	Teamcare Dental Practice
Contract type name	GDS Contract
Purpose of contract	General
Contract start date	18/08/2015
Contract end date	

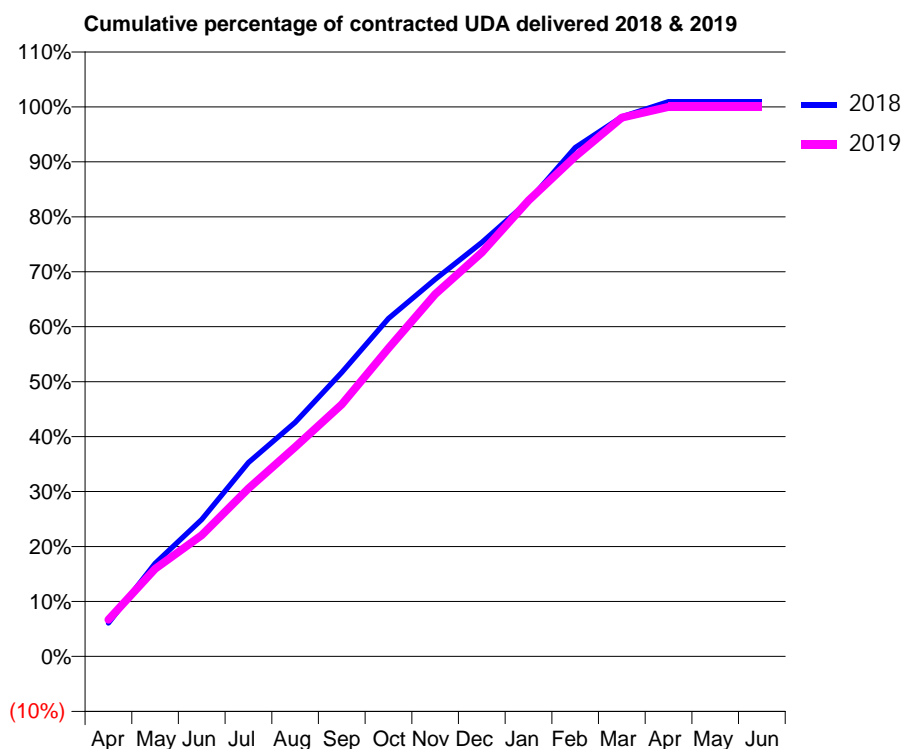
18/19 Contracted general activity (UDA)	7,400
Carry forward general activity (UDA)	-69
18/19 Contracted orthodontic activity (UOA)	0
Carry forward orthodontic activity (UOA)	0
Baseline contract value	£175,504.91

ACCESS*

Patients seen in 24 months	Total	Change since previous quarter
Quarter ending March 2018	2,565	
Quarter ending June 2018	2,550	→
Quarter ending September 2018	2,520	↓
Quarter ending December 2018	2,509	→
Quarter ending March 2019	2,492	→
Variance since March 2018	(2.8%)	↓



ACTIVITY



Month	Adjusted Scheduled Activity (UDA)	
	2018	2019
April	449	494
May	1,254	1,181
June	1,843	1,633
July	2,613	2,261
August	3,153	2,820
September	3,824	3,394
October	4,552	4,148
November	5,077	4,879
December	5,574	5,438
January	6,130	6,138
February	6,852	6,731
March	7,265	7,255
April	7,472	7,399
May	7,470	7,399
June	7,470	7,399

QUALITY

	Quantity	Base Number	Contract	AT	Region	England
% of FP17s for the same patient ID Re-attending within 3 months - Children	40	761	5.3%	11.1%	11.5%	11.8%
% of FP17s for the same patient ID Re-attending within 3 months - Adults	560	3,412	16.4%	14.7%	15.2%	15.7%
% of FP17s for the same patient ID Re-attending between 3 & 9 months - Children	587	761	77.1%	58.0%	60.2%	58.9%
% of FP17s for the same patient ID Re-attending between 3 & 9 months - Adults	2,114	3,412	62.0%	48.6%	51.8%	50.8%
% of FP17s for Band 1 Urgent Courses	172	4,139	4.2%	8.7%	8.1%	9.1%
% of FP17s Relating to Free Repair or Replacements	14	4,139	0.3%	0.7%	0.8%	0.8%
% of FP17s Relating to Continuations	90	4,139	2.2%	0.8%	0.9%	0.9%
% of Patients satisfied with the dentistry they have received	2	2	N/A	94.2%	92.7%	92.5%
% of Patients satisfied with the time they had to wait for an appointment	2	2	N/A	85.1%	87.4%	87.0%

* This is based on patients treated on this contract for their most recent course of treatment. Figures in italics indicate the base number of FP17s or Patient Questionnaire responses are less than 100. N/A is shown where the base number of responses is less than 10 during the period. % is calculated as Quantity/Base number*100

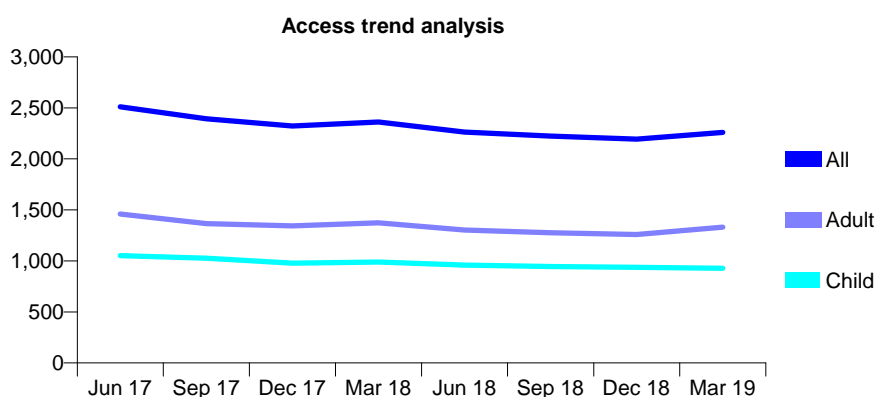
Q58 - Vital Signs At a Glance Contract Report for 102857/0001 - Year end March 2019

Name or company name	PANSHANGER DENTAL PRACTICE
Contract type name	GDS Contract
Purpose of contract	General
Contract start date	01/12/2012
Contract end date	

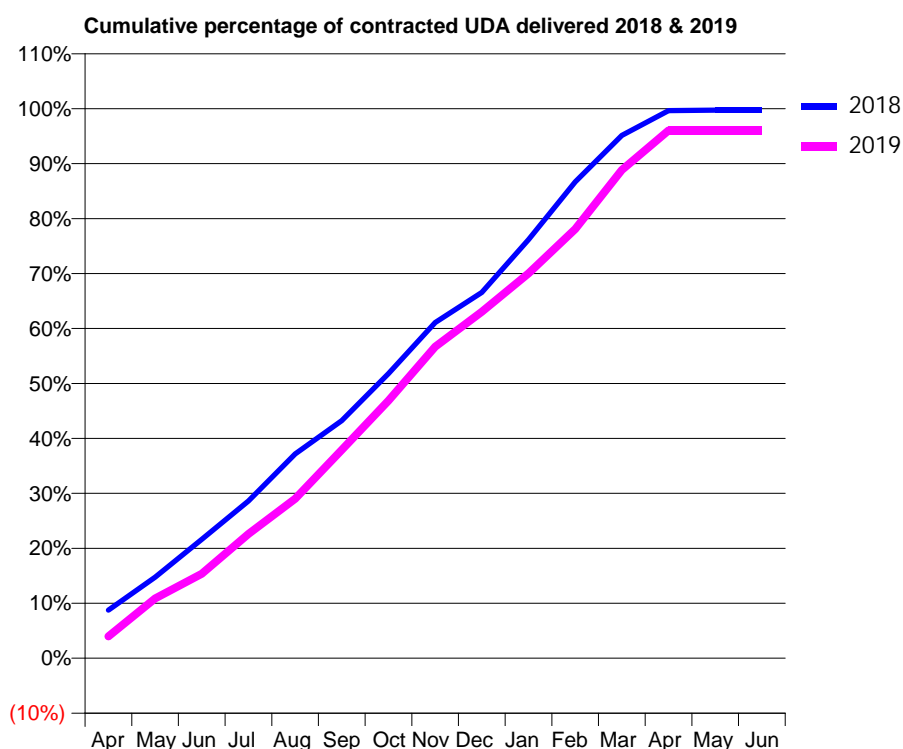
18/19 Contracted general activity (UDA)	7,192
Carry forward general activity (UDA)	20
18/19 Contracted orthodontic activity (UOA)	0
Carry forward orthodontic activity (UOA)	0
Baseline contract value	£174,306.54

ACCESS*

Patients seen in 24 months	Total	Change since previous quarter
Quarter ending March 2018	2,362	
Quarter ending June 2018	2,262	↓
Quarter ending September 2018	2,223	↓
Quarter ending December 2018	2,194	↓
Quarter ending March 2019	2,259	↑
Variance since March 2018	(4.4%)	↓



ACTIVITY



Month	2018	2019
April	628	288
May	1,062	783
June	1,555	1,105
July	2,059	1,626
August	2,675	2,086
September	3,109	2,727
October	3,725	3,371
November	4,393	4,077
December	4,786	4,534
January	5,478	5,035
February	6,234	5,617
March	6,842	6,388
April	7,168	6,908
May	7,172	6,908
June	7,172	6,908

QUALITY

	Quantity	Base Number	Contract	AT	Region	England
% of FP17s for the same patient ID Re-attending within 3 months - Children	110	1,619	6.8%	11.1%	11.5%	11.8%
% of FP17s for the same patient ID Re-attending within 3 months - Adults	252	1,939	13.0%	14.7%	15.2%	15.7%
% of FP17s for the same patient ID Re-attending between 3 & 9 months - Children	1,119	1,619	69.1%	58.0%	60.2%	58.9%
% of FP17s for the same patient ID Re-attending between 3 & 9 months - Adults	1,222	1,939	63.0%	48.6%	51.8%	50.8%
% of FP17s for Band 1 Urgent Courses	233	3,609	6.5%	8.7%	8.1%	9.1%
% of FP17s Relating to Free Repair or Replacements	11	3,609	0.3%	0.7%	0.8%	0.8%
% of FP17s Relating to Continuations	23	3,609	0.6%	0.8%	0.9%	0.9%
% of Patients satisfied with the dentistry they have received	4	4	N/A	94.2%	92.7%	92.5%
% of Patients satisfied with the time they had to wait for an appointment	4	4	N/A	85.1%	87.4%	87.0%

* This is based on patients treated on this contract for their most recent course of treatment.

Figures in italics indicate the base number of FP17s or Patient Questionnaire responses are less than 100. N/A is shown where the base number of responses is less than 10 during the period. % is calculated as Quantity/Base number*100

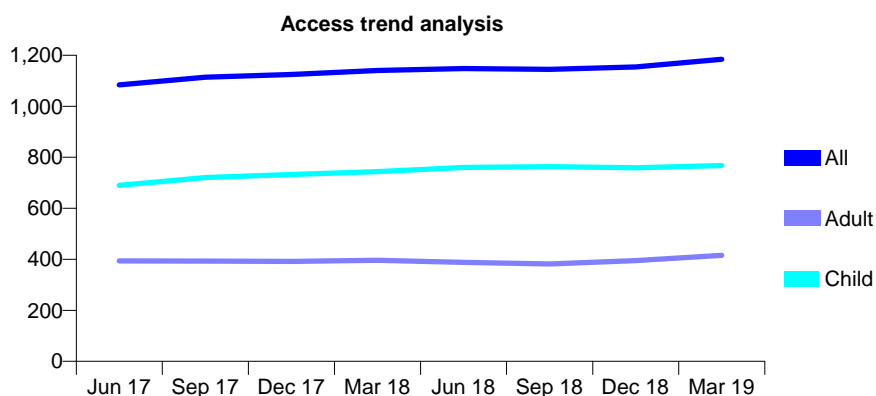
Q58 - Vital Signs At a Glance Contract Report for 104191/0001 - Year end March 2019

Name or company name	Village Dental Practice Ltd
Contract type name	GDS Contract
Purpose of contract	General
Contract start date	01/09/2009
Contract end date	

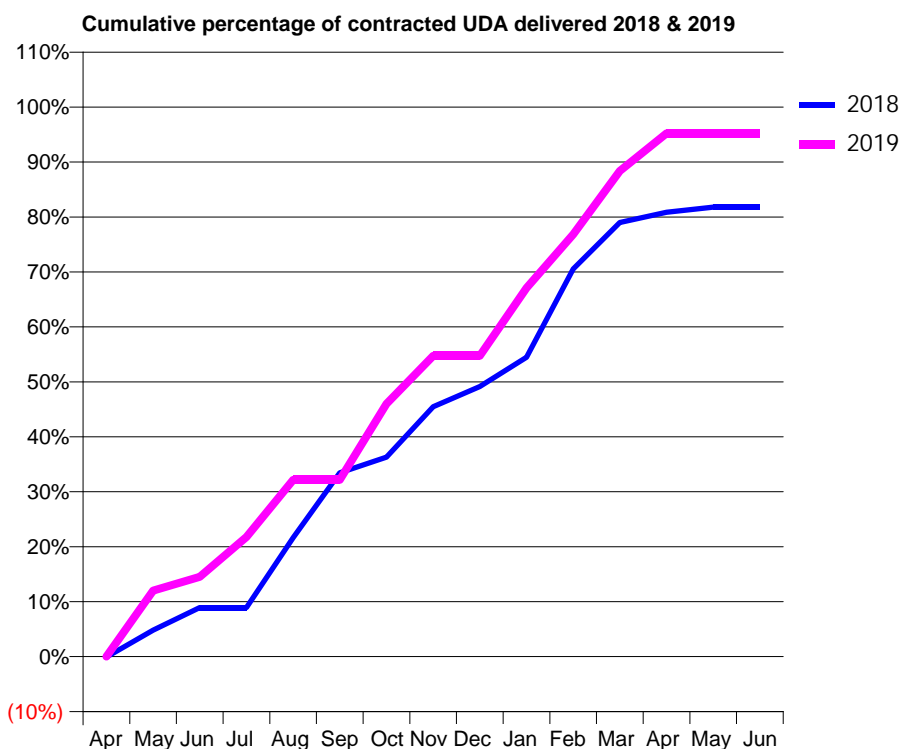
18/19 Contracted general activity (UDA)	2,700
Carry forward general activity (UDA)	0
18/19 Contracted orthodontic activity (UOA)	0
Carry forward orthodontic activity (UOA)	0
Baseline contract value	£68,934.82

ACCESS*

Patients seen in 24 months	Total	Change since previous quarter
Quarter ending March 2018	1,140	
Quarter ending June 2018	1,148	→
Quarter ending September 2018	1,145	→
Quarter ending December 2018	1,154	→
Quarter ending March 2019	1,184	↑
Variance since March 2018	3.9%	↑



ACTIVITY



Month	Adjusted Scheduled Activity (UDA)	
	2018	2019
April	-3	0
May	130	325
June	241	392
July	241	588
August	585	868
September	903	868
October	980	1,242
November	1,228	1,478
December	1,327	1,478
January	1,471	1,811
February	1,905	2,075
March	2,133	2,386
April	2,183	2,571
May	2,209	2,571
June	2,209	2,571

QUALITY

	Quantity	Base Number	Contract	AT	Region	England
% of FP17s for the same patient ID Re-attending within 3 months - Children	84	1,197	7.0%	11.1%	11.5%	11.8%
% of FP17s for the same patient ID Re-attending within 3 months - Adults	37	411	9.0%	14.7%	15.2%	15.7%
% of FP17s for the same patient ID Re-attending between 3 & 9 months - Children	736	1,197	61.5%	58.0%	60.2%	58.9%
% of FP17s for the same patient ID Re-attending between 3 & 9 months - Adults	203	411	49.4%	48.6%	51.8%	50.8%
% of FP17s for Band 1 Urgent Courses	59	1,615	3.7%	8.7%	8.1%	9.1%
% of FP17s Relating to Free Repair or Replacements	0	1,615	0.0%	0.7%	0.8%	0.8%
% of FP17s Relating to Continuations	39	1,615	2.4%	0.8%	0.9%	0.9%
% of Patients satisfied with the dentistry they have received	0	0	N/A	94.2%	92.7%	92.5%
% of Patients satisfied with the time they had to wait for an appointment	0	0	N/A	85.1%	87.4%	87.0%

* This is based on patients treated on this contract for their most recent course of treatment. Figures in italics indicate the base number of FP17s or Patient Questionnaire responses are less than 100. N/A is shown where the base number of responses is less than 10 during the period. % is calculated as Quantity/Base number*100

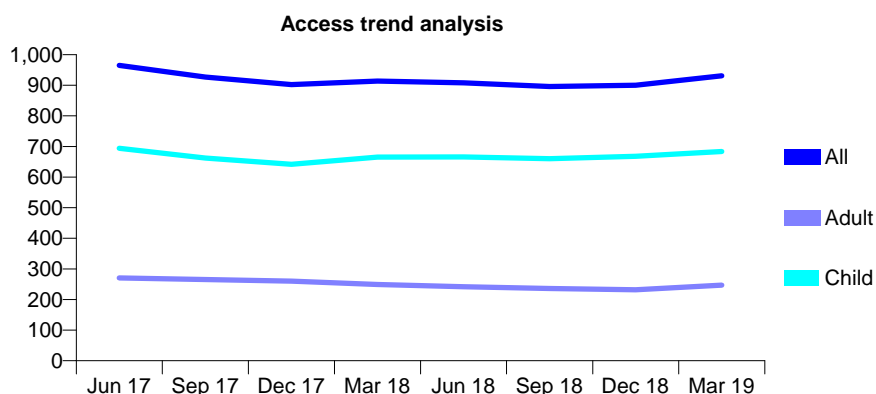
Q58 - Vital Signs At a Glance Contract Report for 104884/0001 - Year end March 2019

Name or company name	Abacus Dental Care
Contract type name	GDS Contract
Purpose of contract	General
Contract start date	01/12/2014
Contract end date	

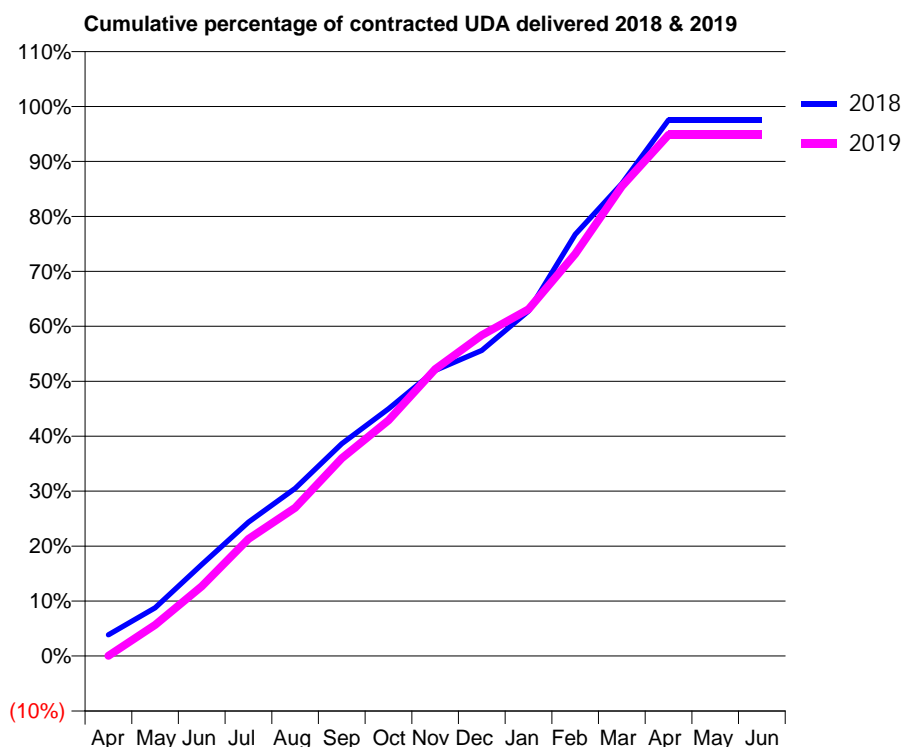
18/19 Contracted general activity (UDA)	2,777
Carry forward general activity (UDA)	68
18/19 Contracted orthodontic activity (UOA)	0
Carry forward orthodontic activity (UOA)	0
Baseline contract value	£58,856.21

ACCESS*

Patients seen in 24 months	Total	Change since previous quarter
Quarter ending March 2018	914	
Quarter ending June 2018	908	→
Quarter ending September 2018	896	↓
Quarter ending December 2018	900	→
Quarter ending March 2019	931	↑
Variance since March 2018	1.9%	→



ACTIVITY



Month	Adjusted Scheduled Activity (UDA)	
	2018	2019
April	107	1
May	244	157
June	462	352
July	676	591
August	848	749
September	1,073	999
October	1,249	1,191
November	1,443	1,450
December	1,544	1,621
January	1,743	1,752
February	2,130	2,032
March	2,387	2,373
April	2,708	2,633
May	2,708	2,633
June	2,708	2,633

QUALITY

	Quantity	Base Number	Contract	AT	Region	England
% of FP17s for the same patient ID Re-attending within 3 months - Children	88	1,042	8.4%	11.1%	11.5%	11.8%
% of FP17s for the same patient ID Re-attending within 3 months - Adults	53	300	17.7%	14.7%	15.2%	15.7%
% of FP17s for the same patient ID Re-attending between 3 & 9 months - Children	649	1,042	62.3%	58.0%	60.2%	58.9%
% of FP17s for the same patient ID Re-attending between 3 & 9 months - Adults	155	300	51.7%	48.6%	51.8%	50.8%
% of FP17s for Band 1 Urgent Courses	78	1,321	5.9%	8.7%	8.1%	9.1%
% of FP17s Relating to Free Repair or Replacements	1	1,321	0.1%	0.7%	0.8%	0.8%
% of FP17s Relating to Continuations	4	1,321	0.3%	0.8%	0.9%	0.9%
% of Patients satisfied with the dentistry they have received	0	0	N/A	94.2%	92.7%	92.5%
% of Patients satisfied with the time they had to wait for an appointment	0	0	N/A	85.1%	87.4%	87.0%

* This is based on patients treated on this contract for their most recent course of treatment. Figures in italics indicate the base number of FP17s or Patient Questionnaire responses are less than 100. N/A is shown where the base number of responses is less than 10 during the period. % is calculated as Quantity/Base number*100

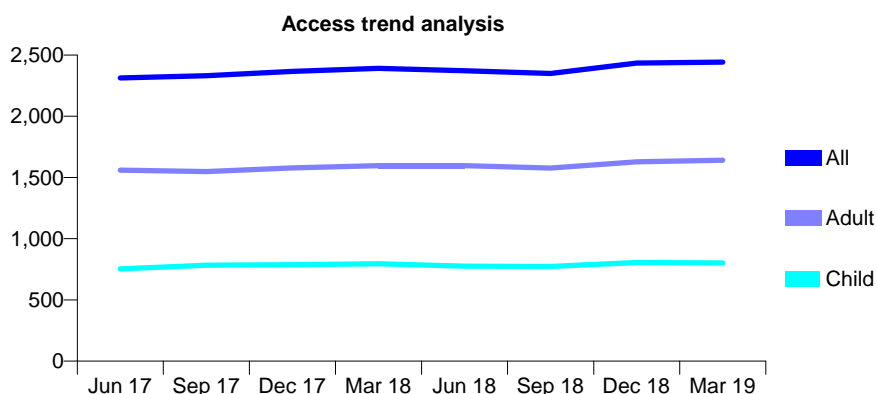
Q58 - Vital Signs At a Glance Contract Report for 105228/0001 - Year end March 2019

Name or company name	Bancroft Dental Limited
Contract type name	GDS Contract
Purpose of contract	General
Contract start date	01/04/2009
Contract end date	

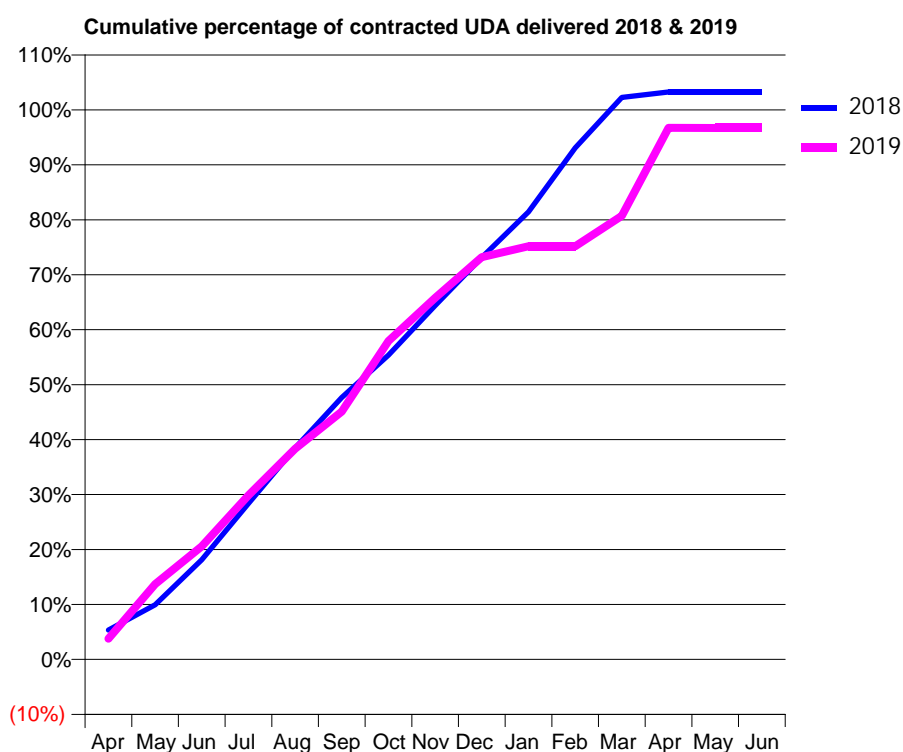
18/19 Contracted general activity (UDA)	6,300
Carry forward general activity (UDA)	-126
18/19 Contracted orthodontic activity (UOA)	0
Carry forward orthodontic activity (UOA)	0
Baseline contract value	£180,205.40

ACCESS*

Patients seen in 24 months	Total	Change since previous quarter
Quarter ending March 2018	2,392	
Quarter ending June 2018	2,372	→
Quarter ending September 2018	2,350	→
Quarter ending December 2018	2,434	↑
Quarter ending March 2019	2,443	→
Variance since March 2018	2.1%	↑



ACTIVITY



Month	Adjusted Scheduled Activity (UDA)	
	2018	2019
April	338	237
May	627	863
June	1,143	1,296
July	1,787	1,881
August	2,425	2,417
September	3,004	2,841
October	3,488	3,650
November	4,056	4,146
December	4,607	4,611
January	5,130	4,736
February	5,864	4,736
March	6,441	5,085
April	6,504	6,095
May	6,504	6,092
June	6,504	6,092

QUALITY

	Quantity	Base Number	Contract	AT	Region	England
% of FP17s for the same patient ID Re-attending within 3 months - Children	35	1,027	3.4%	11.1%	11.5%	11.8%
% of FP17s for the same patient ID Re-attending within 3 months - Adults	201	1,687	11.9%	14.7%	15.2%	15.7%
% of FP17s for the same patient ID Re-attending between 3 & 9 months - Children	647	1,027	63.0%	58.0%	60.2%	58.9%
% of FP17s for the same patient ID Re-attending between 3 & 9 months - Adults	811	1,687	48.1%	48.6%	51.8%	50.8%
% of FP17s for Band 1 Urgent Courses	238	3,222	7.4%	8.7%	8.1%	9.1%
% of FP17s Relating to Free Repair or Replacements	30	3,222	0.9%	0.7%	0.8%	0.8%
% of FP17s Relating to Continuations	9	3,222	0.3%	0.8%	0.9%	0.9%
% of Patients satisfied with the dentistry they have received	1	2	N/A	94.2%	92.7%	92.5%
% of Patients satisfied with the time they had to wait for an appointment	1	2	N/A	85.1%	87.4%	87.0%

* This is based on patients treated on this contract for their most recent course of treatment. Figures in italics indicate the base number of FP17s or Patient Questionnaire responses are less than 100. N/A is shown where the base number of responses is less than 10 during the period. % is calculated as Quantity/Base number*100

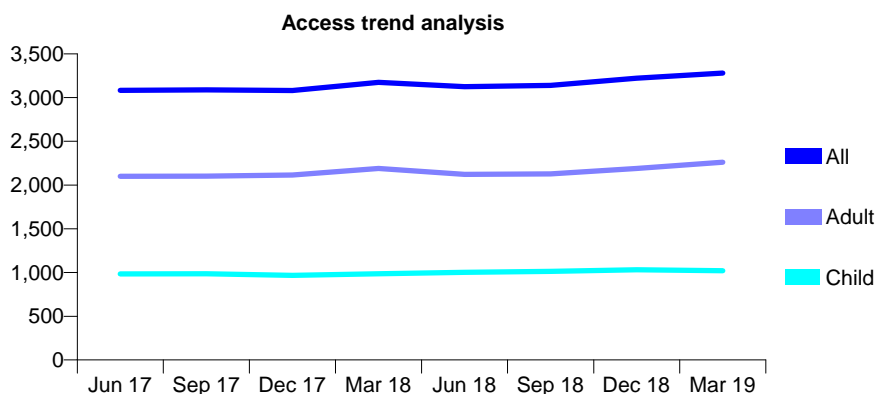
Q58 - Vital Signs At a Glance Contract Report for 105597/0001 - Year end March 2019

Name or company name	Karz Ltd
Contract type name	GDS Contract
Purpose of contract	General
Contract start date	01/04/2007
Contract end date	

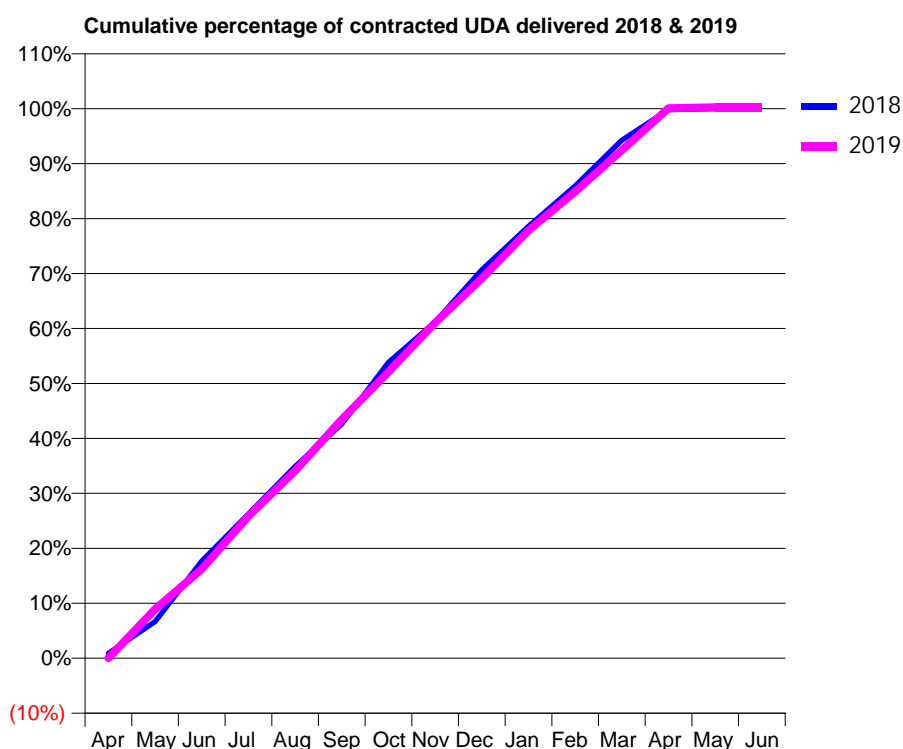
18/19 Contracted general activity (UDA)	7,100
Carry forward general activity (UDA)	0
18/19 Contracted orthodontic activity (UOA)	0
Carry forward orthodontic activity (UOA)	0
Baseline contract value	£205,815.42

ACCESS*

Patients seen in 24 months	Total	Change since previous quarter
Quarter ending March 2018	3,175	
Quarter ending June 2018	3,125	↓
Quarter ending September 2018	3,140	→
Quarter ending December 2018	3,221	↑
Quarter ending March 2019	3,281	→
Variance since March 2018	3.3%	↑



ACTIVITY



Month	2018	2019
April	63	0
May	475	634
June	1,253	1,151
July	1,865	1,835
August	2,478	2,421
September	3,026	3,083
October	3,822	3,698
November	4,344	4,334
December	5,016	4,905
January	5,581	5,527
February	6,102	6,028
March	6,694	6,561
April	7,088	7,107
May	7,100	7,119
June	7,100	7,119

QUALITY

	Quantity	Base Number	Contract	AT	Region	England
% of FP17s for the same patient ID Re-attending within 3 months - Children	130	1,389	9.4%	11.1%	11.5%	11.8%
% of FP17s for the same patient ID Re-attending within 3 months - Adults	548	2,538	21.6%	14.7%	15.2%	15.7%
% of FP17s for the same patient ID Re-attending between 3 & 9 months - Children	777	1,389	55.9%	58.0%	60.2%	58.9%
% of FP17s for the same patient ID Re-attending between 3 & 9 months - Adults	808	2,538	31.8%	48.6%	51.8%	50.8%
% of FP17s for Band 1 Urgent Courses	530	3,353	15.8%	8.7%	8.1%	9.1%
% of FP17s Relating to Free Repair or Replacements	17	3,353	0.5%	0.7%	0.8%	0.8%
% of FP17s Relating to Continuations	56	3,353	1.7%	0.8%	0.9%	0.9%
% of Patients satisfied with the dentistry they have received	0	0	N/A	94.2%	92.7%	92.5%
% of Patients satisfied with the time they had to wait for an appointment	0	0	N/A	85.1%	87.4%	87.0%

* This is based on patients treated on this contract for their most recent course of treatment.

Figures in italics indicate the base number of FP17s or Patient Questionnaire responses are less than 100. N/A is shown where the base number of responses is less than 10 during the period. % is calculated as Quantity/Base number*100

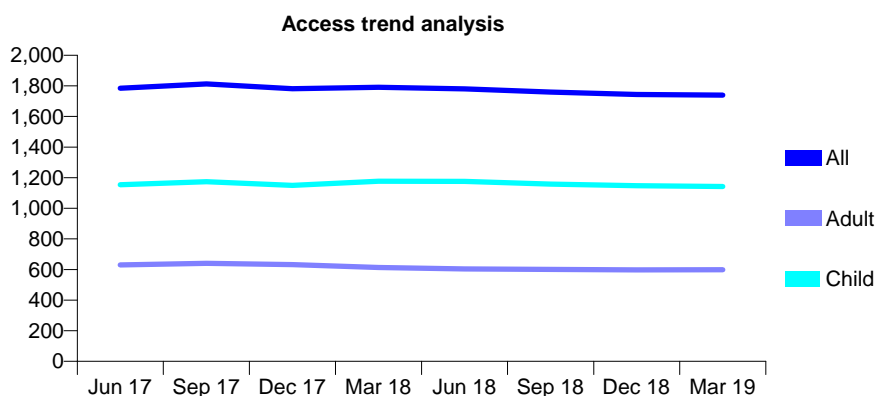
Q58 - Vital Signs At a Glance Contract Report for 105600/0001 - Year end March 2019

Name or company name	The Shefford Dental Practice Ltd
Contract type name	GDS Contract
Purpose of contract	General
Contract start date	01/02/2013
Contract end date	

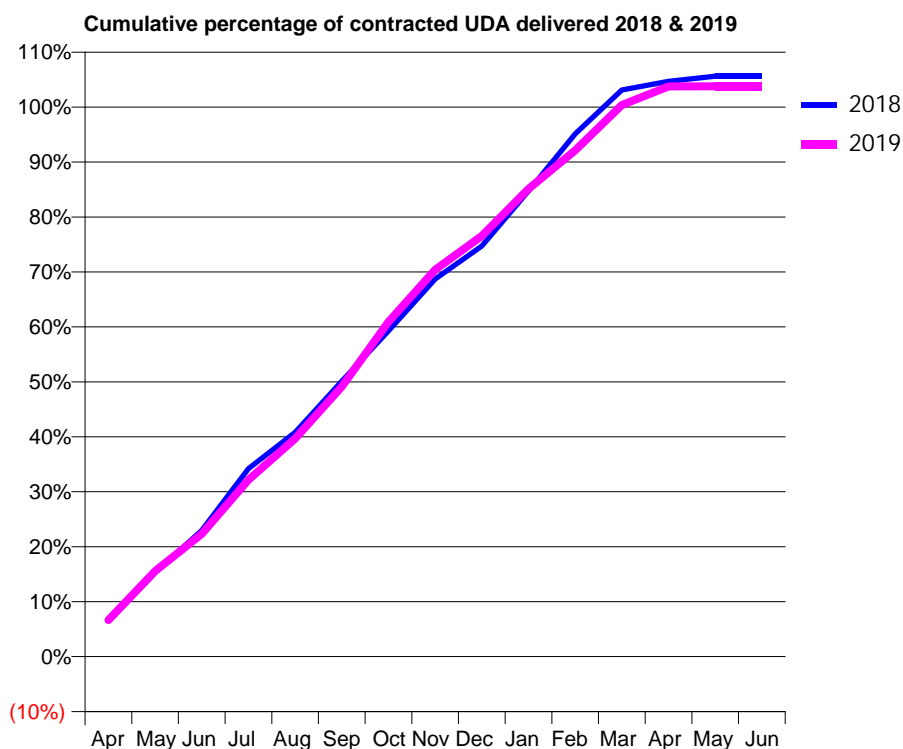
18/19 Contracted general activity (UDA)	3,592
Carry forward general activity (UDA)	-71
18/19 Contracted orthodontic activity (UOA)	0
Carry forward orthodontic activity (UOA)	0
Baseline contract value	£81,783.77

ACCESS*

Patients seen in 24 months	Total	Change since previous quarter
Quarter ending March 2018	1,790	
Quarter ending June 2018	1,780	→
Quarter ending September 2018	1,759	↓
Quarter ending December 2018	1,744	→
Quarter ending March 2019	1,740	→
Variance since March 2018	(2.8%)	↓



ACTIVITY



Month	Adjusted Scheduled Activity (UDA)	
	2018	2019
April	235	239
May	550	559
June	825	802
July	1,229	1,155
August	1,466	1,426
September	1,800	1,765
October	2,129	2,188
November	2,468	2,529
December	2,684	2,750
January	3,043	3,058
February	3,417	3,309
March	3,704	3,605
April	3,760	3,726
May	3,794	3,727
June	3,794	3,727

QUALITY

	Quantity	Base Number	Contract	AT	Region	England
% of FP17s for the same patient ID Re-attending within 3 months - Children	163	1,833	8.9%	11.1%	11.5%	11.8%
% of FP17s for the same patient ID Re-attending within 3 months - Adults	58	685	8.5%	14.7%	15.2%	15.7%
% of FP17s for the same patient ID Re-attending between 3 & 9 months - Children	1,191	1,833	65.0%	58.0%	60.2%	58.9%
% of FP17s for the same patient ID Re-attending between 3 & 9 months - Adults	434	685	63.4%	48.6%	51.8%	50.8%
% of FP17s for Band 1 Urgent Courses	103	2,530	4.1%	8.7%	8.1%	9.1%
% of FP17s Relating to Free Repair or Replacements	0	2,530	0.0%	0.7%	0.8%	0.8%
% of FP17s Relating to Continuations	0	2,530	0.0%	0.8%	0.9%	0.9%
% of Patients satisfied with the dentistry they have received	1	1	N/A	94.2%	92.7%	92.5%
% of Patients satisfied with the time they had to wait for an appointment	1	1	N/A	85.1%	87.4%	87.0%

* This is based on patients treated on this contract for their most recent course of treatment. Figures in italics indicate the base number of FP17s or Patient Questionnaire responses are less than 100. N/A is shown where the base number of responses is less than 10 during the period. % is calculated as Quantity/Base number*100

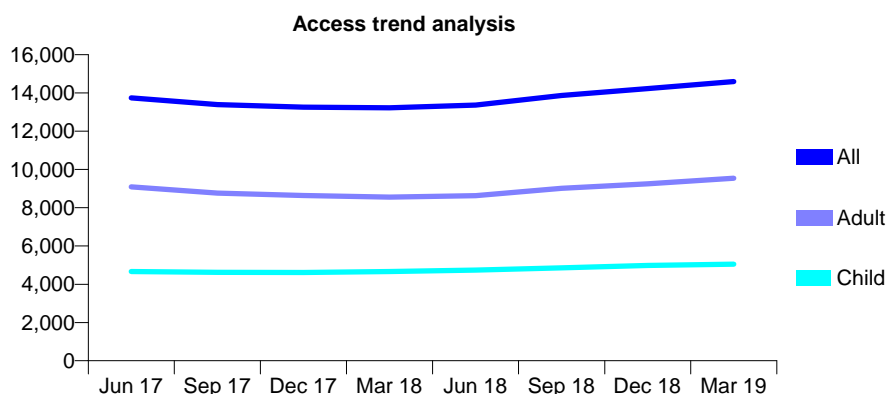
Q58 - Vital Signs At a Glance Contract Report for 106194/0001 - Year end March 2019

Name or company name	Weston Favell Dental Surgery
Contract type name	GDS Contract
Purpose of contract	General
Contract start date	01/04/2006
Contract end date	

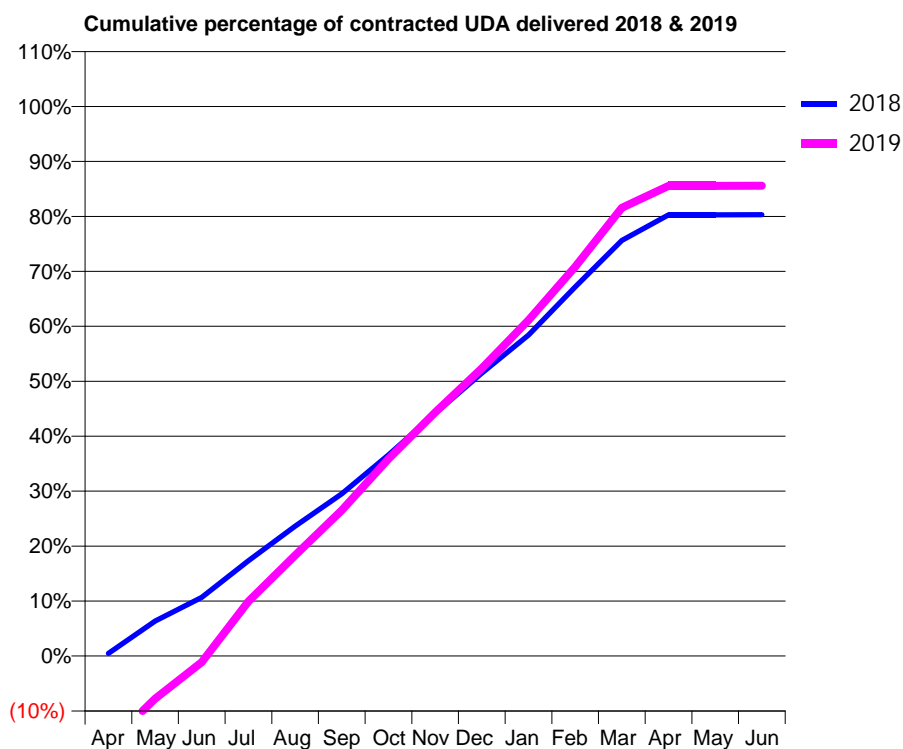
18/19 Contracted general activity (UDA)	42,552
Carry forward general activity (UDA)	8,382
18/19 Contracted orthodontic activity (UOA)	0
Carry forward orthodontic activity (UOA)	0
Baseline contract value	£1,153,810.67

ACCESS*

Patients seen in 24 months	Total	Change since previous quarter
Quarter ending March 2018	13,222	
Quarter ending June 2018	13,361	→
Quarter ending September 2018	13,865	↑
Quarter ending December 2018	14,224	↑
Quarter ending March 2019	14,596	↑
Variance since March 2018	10.4%	↑



ACTIVITY



Month	Adjusted Scheduled Activity (UDA)	
	2018	2019
April	213	-6,866
May	2,715	-3,310
June	4,539	-492
July	7,377	4,230
August	10,054	7,801
September	12,560	11,285
October	15,577	15,271
November	18,795	18,867
December	21,909	22,283
January	24,852	26,007
February	28,586	30,147
March	32,179	34,697
April	34,156	36,408
May	34,169	36,407
June	34,170	36,414

QUALITY

	Quantity	Base Number	Contract	AT	Region	England
% of FP17s for the same patient ID Re-attending within 3 months - Children	575	8,267	7.0%	11.1%	11.5%	11.8%
% of FP17s for the same patient ID Re-attending within 3 months - Adults	1,488	13,171	11.3%	14.7%	15.2%	15.7%
% of FP17s for the same patient ID Re-attending between 3 & 9 months - Children	5,110	8,267	61.8%	58.0%	60.2%	58.9%
% of FP17s for the same patient ID Re-attending between 3 & 9 months - Adults	6,553	13,171	49.8%	48.6%	51.8%	50.8%
% of FP17s for Band 1 Urgent Courses	1,301	21,270	6.1%	8.7%	8.1%	9.1%
% of FP17s Relating to Free Repair or Replacements	163	21,270	0.8%	0.7%	0.8%	0.8%
% of FP17s Relating to Continuations	81	21,270	0.4%	0.8%	0.9%	0.9%
% of Patients satisfied with the dentistry they have received	4	5	N/A	94.2%	92.7%	92.5%
% of Patients satisfied with the time they had to wait for an appointment	4	5	N/A	85.1%	87.4%	87.0%

* This is based on patients treated on this contract for their most recent course of treatment. Figures in italics indicate the base number of FP17s or Patient Questionnaire responses are less than 100. N/A is shown where the base number of responses is less than 10 during the period. % is calculated as Quantity/Base number*100

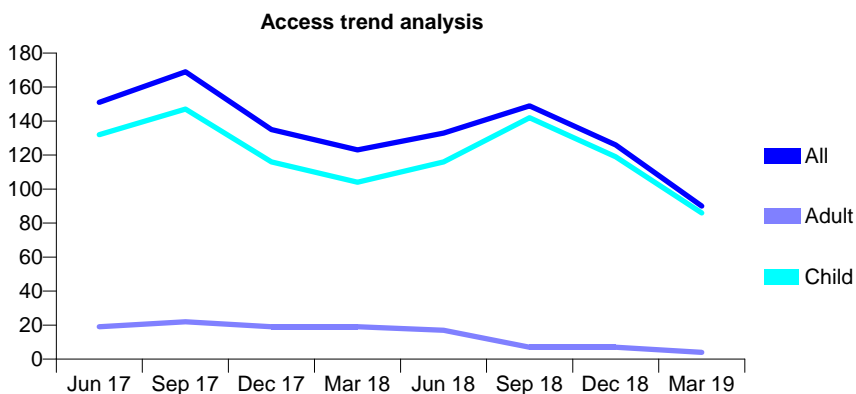
Q58 - Vital Signs At a Glance Contract Report for 106194/0002 - Year end March 2019

Name or company name	Weston Favell Dental Surgery
Contract type name	GDS Contract
Purpose of contract	General
Contract start date	01/04/2006
Contract end date	

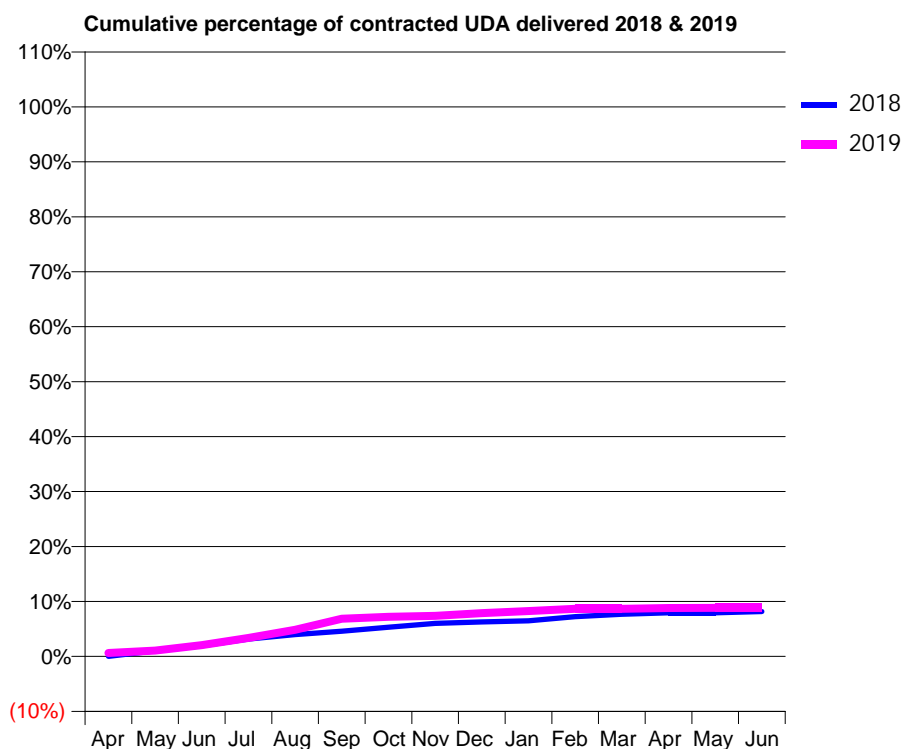
18/19 Contracted general activity (UDA)	4,500
Carry forward general activity (UDA)	0
18/19 Contracted orthodontic activity (UOA)	0
Carry forward orthodontic activity (UOA)	0
Baseline contract value	£169,058.48

ACCESS*

Patients seen in 24 months	Total	Change since previous quarter
Quarter ending March 2018	123	
Quarter ending June 2018	133	↑
Quarter ending September 2018	149	↑
Quarter ending December 2018	126	↓
Quarter ending March 2019	90	↓
Variance since March 2018	(26.8%)	↓



ACTIVITY



Month	Adjusted Scheduled Activity (UDA)	
	2018	2019
April	0	29
May	45	48
June	88	92
July	142	151
August	179	218
September	207	309
October	239	325
November	271	333
December	283	354
January	292	372
February	326	390
March	346	390
April	358	397
May	358	398
June	368	398

QUALITY

	Quantity	Base Number	Contract	AT	Region	England
% of FP17s for the same patient ID Re-attending within 3 months - Children	2	172	1.2%	11.1%	11.5%	11.8%
% of FP17s for the same patient ID Re-attending within 3 months - Adults	0	7	0.0%	14.7%	15.2%	15.7%
% of FP17s for the same patient ID Re-attending between 3 & 9 months - Children	17	172	9.9%	58.0%	60.2%	58.9%
% of FP17s for the same patient ID Re-attending between 3 & 9 months - Adults	0	7	0.0%	48.6%	51.8%	50.8%
% of FP17s for Band 1 Urgent Courses	0	173	0.0%	8.7%	8.1%	9.1%
% of FP17s Relating to Free Repair or Replacements	0	173	0.0%	0.7%	0.8%	0.8%
% of FP17s Relating to Continuations	0	173	0.0%	0.8%	0.9%	0.9%
% of Patients satisfied with the dentistry they have received	0	0	N/A	94.2%	92.7%	92.5%
% of Patients satisfied with the time they had to wait for an appointment	0	0	N/A	85.1%	87.4%	87.0%

* This is based on patients treated on this contract for their most recent course of treatment. Figures in italics indicate the base number of FP17s or Patient Questionnaire responses are less than 100. N/A is shown where the base number of responses is less than 10 during the period. % is calculated as Quantity/Base number*100

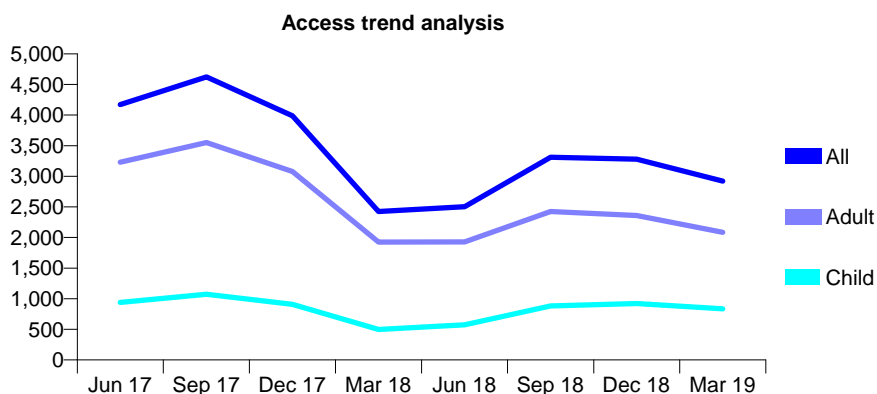
Q58 - Vital Signs At a Glance Contract Report for 106259/0001 - Year end March 2019

Name or company name	Mr S Mehra and Mr A Khetia
Contract type name	GDS Contract
Purpose of contract	General
Contract start date	28/05/2014
Contract end date	

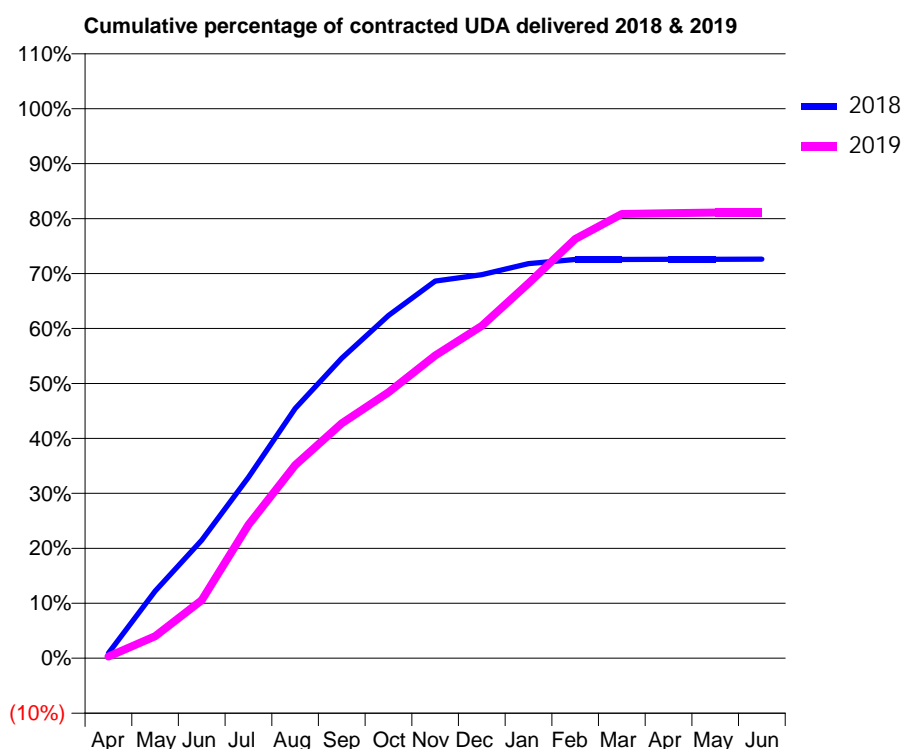
18/19 Contracted general activity (UDA)	11,262
Carry forward general activity (UDA)	0
18/19 Contracted orthodontic activity (UOA)	0
Carry forward orthodontic activity (UOA)	0
Baseline contract value	£216,485.03

ACCESS*

Patients seen in 24 months	Total	Change since previous quarter
Quarter ending March 2018	2,423	
Quarter ending June 2018	2,502	↑
Quarter ending September 2018	3,311	↑
Quarter ending December 2018	3,281	→
Quarter ending March 2019	2,921	↓
Variance since March 2018	20.6%	↑



ACTIVITY



Month	Adjusted Scheduled Activity (UDA)	
	2018	2019
April	105	35
May	1,375	451
June	2,419	1,190
July	3,708	2,735
August	5,117	3,956
September	6,148	4,813
October	7,026	5,448
November	7,731	6,201
December	7,858	6,811
January	8,085	7,684
February	8,171	8,591
March	8,174	9,102
April	8,176	9,120
May	8,176	9,131
June	8,178	9,131

QUALITY

	Quantity	Base Number	Contract	AT	Region	England
% of FP17s for the same patient ID Re-attending within 3 months - Children	68	1,383	4.9%	11.1%	11.5%	11.8%
% of FP17s for the same patient ID Re-attending within 3 months - Adults	194	3,261	5.9%	14.7%	15.2%	15.7%
% of FP17s for the same patient ID Re-attending between 3 & 9 months - Children	239	1,383	17.3%	58.0%	60.2%	58.9%
% of FP17s for the same patient ID Re-attending between 3 & 9 months - Adults	535	3,261	16.4%	48.6%	51.8%	50.8%
% of FP17s for Band 1 Urgent Courses	322	4,658	6.9%	8.7%	8.1%	9.1%
% of FP17s Relating to Free Repair or Replacements	12	4,658	0.3%	0.7%	0.8%	0.8%
% of FP17s Relating to Continuations	14	4,658	0.3%	0.8%	0.9%	0.9%
% of Patients satisfied with the dentistry they have received	0	0	N/A	94.2%	92.7%	92.5%
% of Patients satisfied with the time they had to wait for an appointment	0	0	N/A	85.1%	87.4%	87.0%

* This is based on patients treated on this contract for their most recent course of treatment.

Figures in italics indicate the base number of FP17s or Patient Questionnaire responses are less than 100. N/A is shown where the base number of responses is less than 10 during the period. % is calculated as Quantity/Base number*100

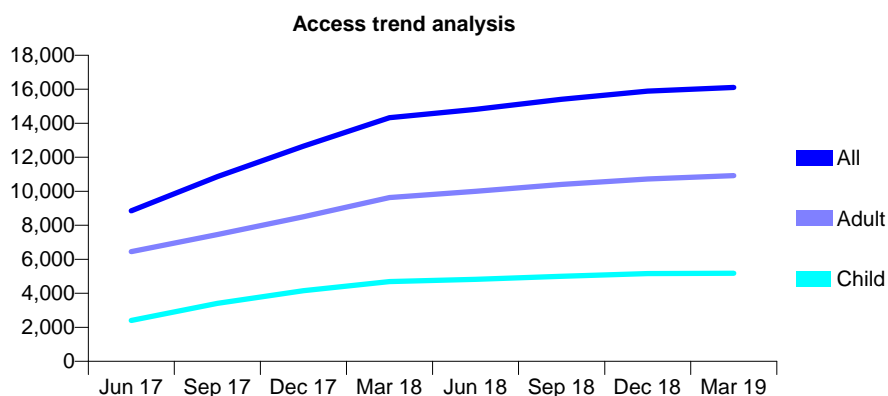
Q58 - Vital Signs At a Glance Contract Report for 107573/0002 - Year end March 2019

Name or company name	Mr S Bhandal
Contract type name	GDS Contract
Purpose of contract	General
Contract start date	11/02/2014
Contract end date	

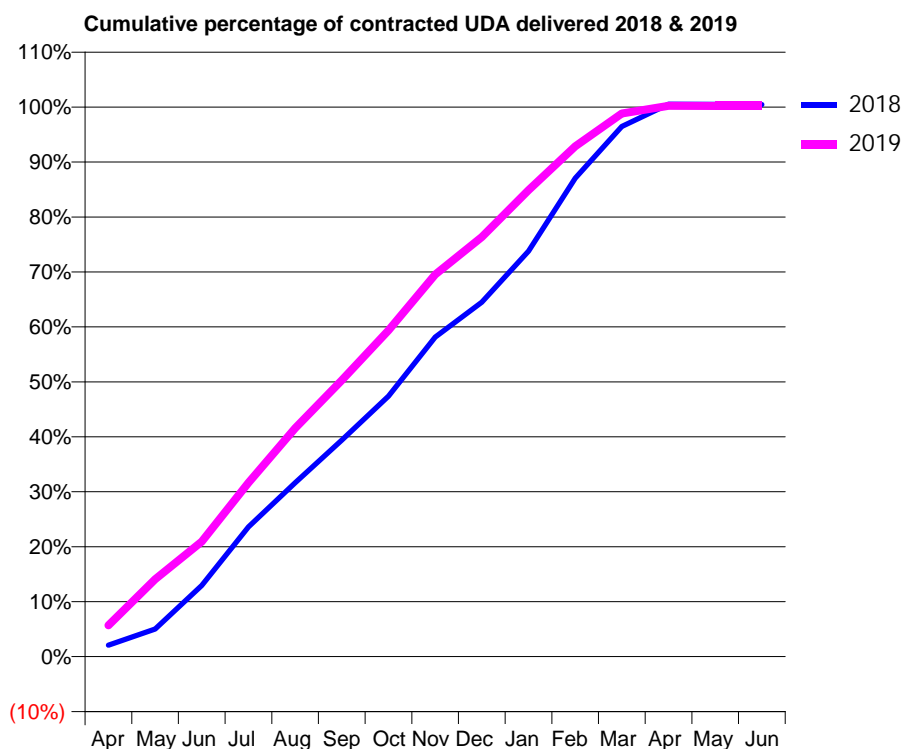
18/19 Contracted general activity (UDA)	41,031
Carry forward general activity (UDA)	0
18/19 Contracted orthodontic activity (UOA)	0
Carry forward orthodontic activity (UOA)	0
Baseline contract value	£1,322,643.08

ACCESS*

Patients seen in 24 months	Total	Change since previous quarter
Quarter ending March 2018	14,331	
Quarter ending June 2018	14,821	↑
Quarter ending September 2018	15,404	↑
Quarter ending December 2018	15,892	↑
Quarter ending March 2019	16,102	→
Variance since March 2018	12.4%	↑



ACTIVITY



Month	Adjusted Scheduled Activity (UDA)	
	2018	2019
April	801	2,339
May	1,949	5,781
June	5,005	8,591
July	9,124	12,986
August	12,233	17,060
September	15,222	20,638
October	18,321	24,359
November	22,465	28,532
December	24,926	31,316
January	28,513	34,821
February	33,642	38,101
March	37,281	40,546
April	38,853	41,119
May	38,831	41,106
June	38,822	41,106

QUALITY

	Quantity	Base Number	Contract	AT	Region	England
% of FP17s for the same patient ID Re-attending within 3 months - Children	478	7,843	6.1%	11.1%	11.5%	11.8%
% of FP17s for the same patient ID Re-attending within 3 months - Adults	1,362	13,239	10.3%	14.7%	15.2%	15.7%
% of FP17s for the same patient ID Re-attending between 3 & 9 months - Children	4,875	7,843	62.2%	58.0%	60.2%	58.9%
% of FP17s for the same patient ID Re-attending between 3 & 9 months - Adults	6,726	13,239	50.8%	48.6%	51.8%	50.8%
% of FP17s for Band 1 Urgent Courses	1,377	20,605	6.7%	8.7%	8.1%	9.1%
% of FP17s Relating to Free Repair or Replacements	120	20,605	0.6%	0.7%	0.8%	0.8%
% of FP17s Relating to Continuations	36	20,605	0.2%	0.8%	0.9%	0.9%
% of Patients satisfied with the dentistry they have received	6	6	N/A	94.2%	92.7%	92.5%
% of Patients satisfied with the time they had to wait for an appointment	6	6	N/A	85.1%	87.4%	87.0%

* This is based on patients treated on this contract for their most recent course of treatment. Figures in italics indicate the base number of FP17s or Patient Questionnaire responses are less than 100. N/A is shown where the base number of responses is less than 10 during the period. % is calculated as Quantity/Base number*100

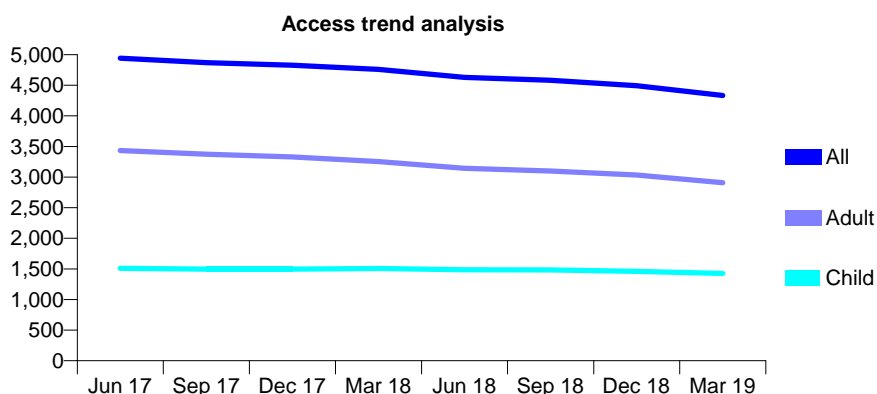
Q58 - Vital Signs At a Glance Contract Report for 107581/0001 - Year end March 2019

Name or company name	Mr R Naidoo and Mrs S Naidoo
Contract type name	GDS Contract
Purpose of contract	General
Contract start date	01/04/2006
Contract end date	

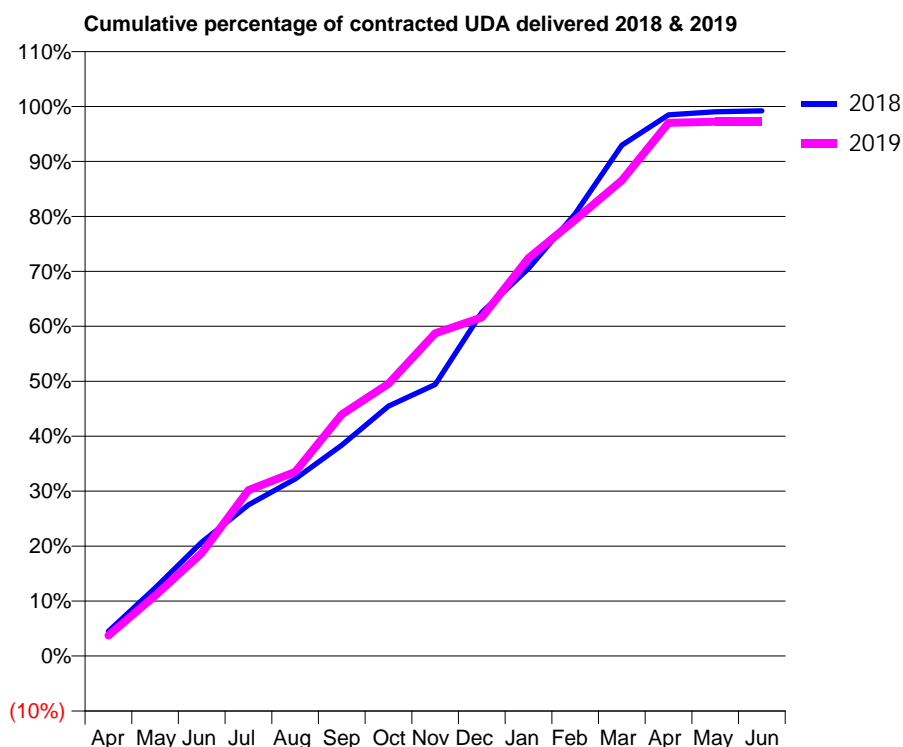
18/19 Contracted general activity (UDA)	7,404
Carry forward general activity (UDA)	57
18/19 Contracted orthodontic activity (UOA)	0
Carry forward orthodontic activity (UOA)	0
Baseline contract value	£194,099.78

ACCESS*

Patients seen in 24 months	Total	Change since previous quarter
Quarter ending March 2018	4,759	
Quarter ending June 2018	4,629	↓
Quarter ending September 2018	4,583	→
Quarter ending December 2018	4,494	↓
Quarter ending March 2019	4,333	↓
Variance since March 2018	(9.0%)	↓



ACTIVITY



Month	Adjusted Scheduled Activity (UDA)	
	2018	2019
April	334	278
May	917	814
June	1,533	1,387
July	2,037	2,233
August	2,385	2,481
September	2,841	3,256
October	3,369	3,668
November	3,658	4,347
December	4,627	4,561
January	5,222	5,361
February	5,961	5,877
March	6,882	6,406
April	7,291	7,184
May	7,332	7,199
June	7,347	7,198

QUALITY

	Quantity	Base Number	Contract	AT	Region	England
% of FP17s for the same patient ID Re-attending within 3 months - Children	124	1,470	8.4%	11.1%	11.5%	11.8%
% of FP17s for the same patient ID Re-attending within 3 months - Adults	327	2,636	12.4%	14.7%	15.2%	15.7%
% of FP17s for the same patient ID Re-attending between 3 & 9 months - Children	511	1,470	34.8%	58.0%	60.2%	58.9%
% of FP17s for the same patient ID Re-attending between 3 & 9 months - Adults	822	2,636	31.2%	48.6%	51.8%	50.8%
% of FP17s for Band 1 Urgent Courses	225	3,874	5.8%	8.7%	8.1%	9.1%
% of FP17s Relating to Free Repair or Replacements	24	3,874	0.6%	0.7%	0.8%	0.8%
% of FP17s Relating to Continuations	6	3,874	0.2%	0.8%	0.9%	0.9%
% of Patients satisfied with the dentistry they have received	1	1	N/A	94.2%	92.7%	92.5%
% of Patients satisfied with the time they had to wait for an appointment	1	1	N/A	85.1%	87.4%	87.0%

* This is based on patients treated on this contract for their most recent course of treatment. Figures in italics indicate the base number of FP17s or Patient Questionnaire responses are less than 100. N/A is shown where the base number of responses is less than 10 during the period. % is calculated as Quantity/Base number*100

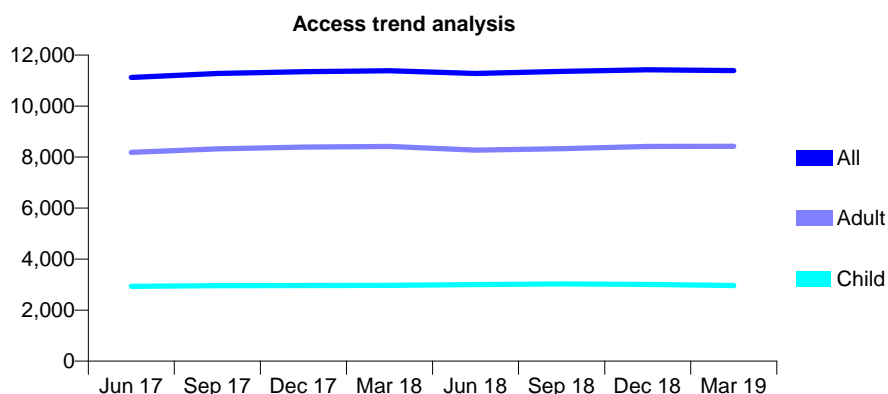
Q58 - Vital Signs At a Glance Contract Report for 108561/0001 - Year end March 2019

Name or company name	Stevenage Dental Practice
Contract type name	GDS Contract
Purpose of contract	General
Contract start date	01/04/2006
Contract end date	

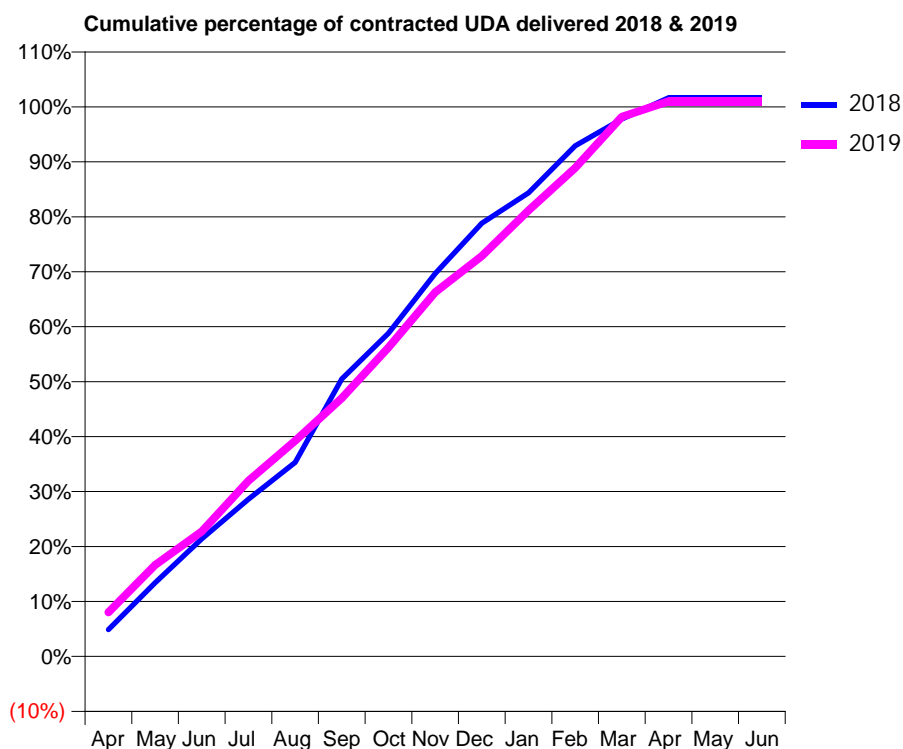
18/19 Contracted general activity (UDA)	28,940
Carry forward general activity (UDA)	-474
18/19 Contracted orthodontic activity (UOA)	0
Carry forward orthodontic activity (UOA)	0
Baseline contract value	£806,846.75

ACCESS*

Patients seen in 24 months	Total	Change since previous quarter
Quarter ending March 2018	11,387	
Quarter ending June 2018	11,276	→
Quarter ending September 2018	11,357	→
Quarter ending December 2018	11,423	→
Quarter ending March 2019	11,389	→
Variance since March 2018	0.0%	→



ACTIVITY



Month	Adjusted Scheduled Activity (UDA)	
	2018	2019
April	1,413	2,324
May	3,878	4,818
June	6,191	6,576
July	8,284	9,250
August	10,223	11,361
September	14,609	13,603
October	17,021	16,268
November	20,163	19,176
December	22,813	21,085
January	24,406	23,487
February	26,888	25,726
March	28,301	28,419
April	29,418	29,234
May	29,416	29,229
June	29,415	29,229

QUALITY

	Quantity	Base Number	Contract	AT	Region	England
% of FP17s for the same patient ID Re-attending within 3 months - Children	198	3,933	5.0%	11.1%	11.5%	11.8%
% of FP17s for the same patient ID Re-attending within 3 months - Adults	1,144	9,110	12.6%	14.7%	15.2%	15.7%
% of FP17s for the same patient ID Re-attending between 3 & 9 months - Children	2,165	3,933	55.0%	58.0%	60.2%	58.9%
% of FP17s for the same patient ID Re-attending between 3 & 9 months - Adults	3,480	9,110	38.2%	48.6%	51.8%	50.8%
% of FP17s for Band 1 Urgent Courses	1,373	13,076	10.5%	8.7%	8.1%	9.1%
% of FP17s Relating to Free Repair or Replacements	49	13,076	0.4%	0.7%	0.8%	0.8%
% of FP17s Relating to Continuations	142	13,076	1.1%	0.8%	0.9%	0.9%
% of Patients satisfied with the dentistry they have received	2	2	N/A	94.2%	92.7%	92.5%
% of Patients satisfied with the time they had to wait for an appointment	2	2	N/A	85.1%	87.4%	87.0%

* This is based on patients treated on this contract for their most recent course of treatment. Figures in italics indicate the base number of FP17s or Patient Questionnaire responses are less than 100. N/A is shown where the base number of responses is less than 10 during the period. % is calculated as Quantity/Base number*100

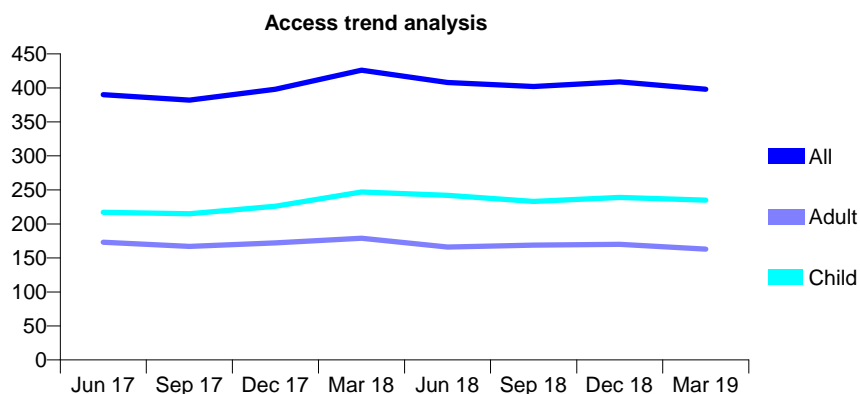
Q58 - Vital Signs At a Glance Contract Report for 109908/0001 - Year end March 2019

Name or company name	Tailored Dental Care
Contract type name	GDS Contract
Purpose of contract	General
Contract start date	01/05/2015
Contract end date	

18/19 Contracted general activity (UDA)	1,524
Carry forward general activity (UDA)	0
18/19 Contracted orthodontic activity (UOA)	0
Carry forward orthodontic activity (UOA)	0
Baseline contract value	£37,044.94

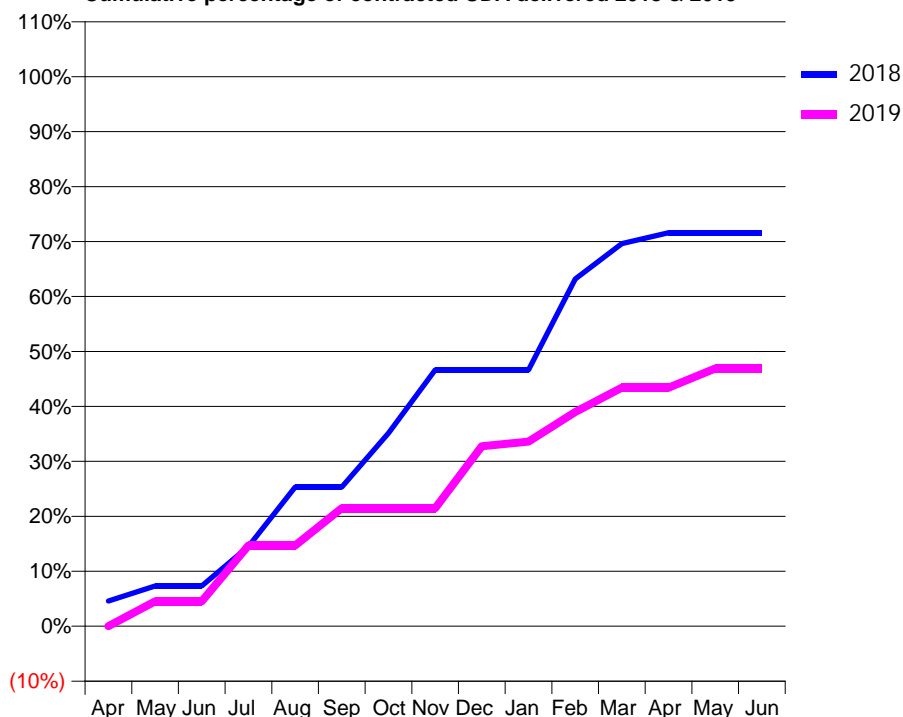
ACCESS*

Patients seen in 24 months	Total	Change since previous quarter
Quarter ending March 2018	426	
Quarter ending June 2018	408	↓
Quarter ending September 2018	402	↓
Quarter ending December 2018	409	→
Quarter ending March 2019	398	↓
Variance since March 2018	(6.6%)	↓



ACTIVITY

Cumulative percentage of contracted UDA delivered 2018 & 2019



Adjusted Scheduled Activity (UDA)

Month	2018	2019
April	70	0
May	112	69
June	112	69
July	221	224
August	386	224
September	386	328
October	535	328
November	711	328
December	711	499
January	711	512
February	963	594
March	1,061	661
April	1,091	661
May	1,091	715
June	1,091	715

QUALITY

	Quantity	Base Number	Contract	AT	Region	England
% of FP17s for the same patient ID Re-attending within 3 months - Children	13	293	4.4%	11.1%	11.5%	11.8%
% of FP17s for the same patient ID Re-attending within 3 months - Adults	16	174	9.2%	14.7%	15.2%	15.7%
% of FP17s for the same patient ID Re-attending between 3 & 9 months - Children	174	293	59.4%	58.0%	60.2%	58.9%
% of FP17s for the same patient ID Re-attending between 3 & 9 months - Adults	101	174	58.0%	48.6%	51.8%	50.8%
% of FP17s for Band 1 Urgent Courses	22	495	4.4%	8.7%	8.1%	9.1%
% of FP17s Relating to Free Repair or Replacements	0	495	0.0%	0.7%	0.8%	0.8%
% of FP17s Relating to Continuations	0	495	0.0%	0.8%	0.9%	0.9%
% of Patients satisfied with the dentistry they have received	0	0	N/A	94.2%	92.7%	92.5%
% of Patients satisfied with the time they had to wait for an appointment	0	0	N/A	85.1%	87.4%	87.0%

* This is based on patients treated on this contract for their most recent course of treatment.

Figures in italics indicate the base number of FP17s or Patient Questionnaire responses are less than 100. N/A is shown where the base number of responses is less than 10 during the period. % is calculated as Quantity/Base number*100

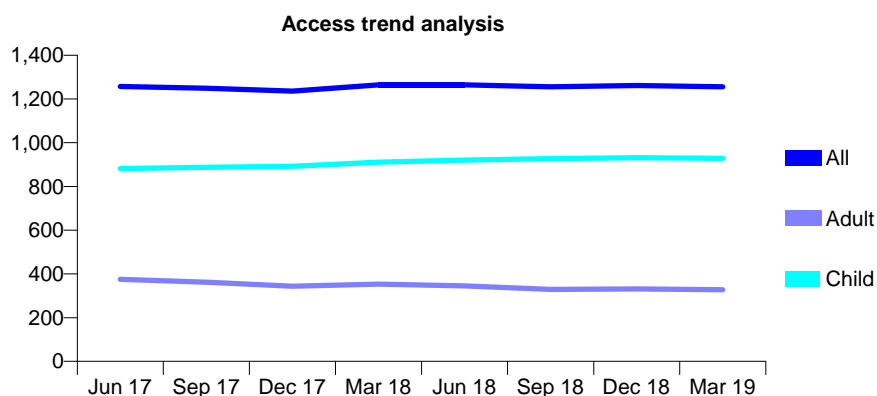
Q58 - Vital Signs At a Glance Contract Report for 110280/0001 - Year end March 2019

Name or company name	Purleys Dental Care
Contract type name	GDS Contract
Purpose of contract	General
Contract start date	01/04/2006
Contract end date	

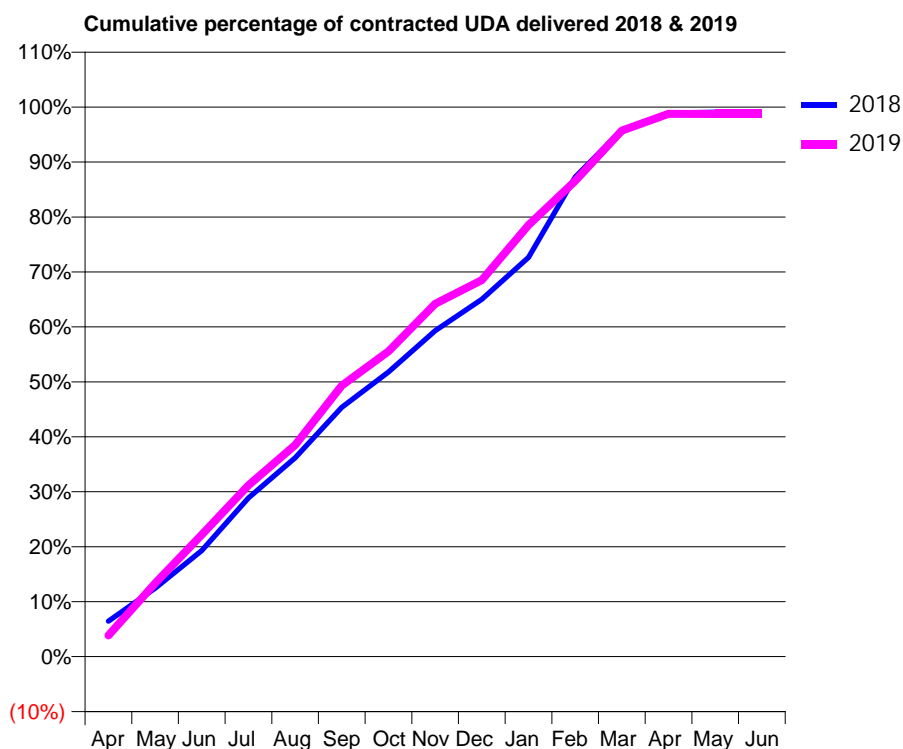
18/19 Contracted general activity (UDA)	5,890
Carry forward general activity (UDA)	56
18/19 Contracted orthodontic activity (UOA)	0
Carry forward orthodontic activity (UOA)	0
Baseline contract value	£172,813.55

ACCESS*

Patients seen in 24 months	Total	Change since previous quarter
Quarter ending March 2018	1,264	
Quarter ending June 2018	1,265	→
Quarter ending September 2018	1,256	→
Quarter ending December 2018	1,262	→
Quarter ending March 2019	1,256	→
Variance since March 2018	(0.6%)	→



ACTIVITY



Month	Adjusted Scheduled Activity (UDA)	
	2018	2019
April	381	227
May	733	787
June	1,138	1,307
July	1,702	1,836
August	2,131	2,269
September	2,672	2,905
October	3,051	3,273
November	3,493	3,781
December	3,830	4,036
January	4,279	4,626
February	5,139	5,099
March	5,645	5,636
April	5,827	5,817
May	5,834	5,815
June	5,834	5,815

QUALITY

	Quantity	Base Number	Contract	AT	Region	England
% of FP17s for the same patient ID Re-attending within 3 months - Children	291	2,041	14.3%	11.1%	11.5%	11.8%
% of FP17s for the same patient ID Re-attending within 3 months - Adults	67	407	16.5%	14.7%	15.2%	15.7%
% of FP17s for the same patient ID Re-attending between 3 & 9 months - Children	1,422	2,041	69.7%	58.0%	60.2%	58.9%
% of FP17s for the same patient ID Re-attending between 3 & 9 months - Adults	269	407	66.1%	48.6%	51.8%	50.8%
% of FP17s for Band 1 Urgent Courses	82	2,453	3.3%	8.7%	8.1%	9.1%
% of FP17s Relating to Free Repair or Replacements	0	2,453	0.0%	0.7%	0.8%	0.8%
% of FP17s Relating to Continuations	12	2,453	0.5%	0.8%	0.9%	0.9%
% of Patients satisfied with the dentistry they have received	0	0	N/A	94.2%	92.7%	92.5%
% of Patients satisfied with the time they had to wait for an appointment	0	0	N/A	85.1%	87.4%	87.0%

* This is based on patients treated on this contract for their most recent course of treatment. Figures in italics indicate the base number of FP17s or Patient Questionnaire responses are less than 100. N/A is shown where the base number of responses is less than 10 during the period. % is calculated as Quantity/Base number*100

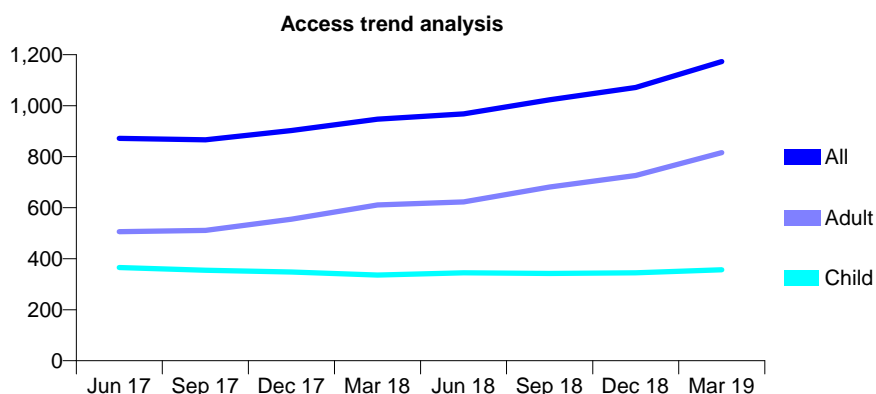
Q58 - Vital Signs At a Glance Contract Report for 113492/0001 - Year end March 2019

Name or company name	Bucklersbury Dental Surgery
Contract type name	GDS Contract
Purpose of contract	General
Contract start date	01/08/2011
Contract end date	

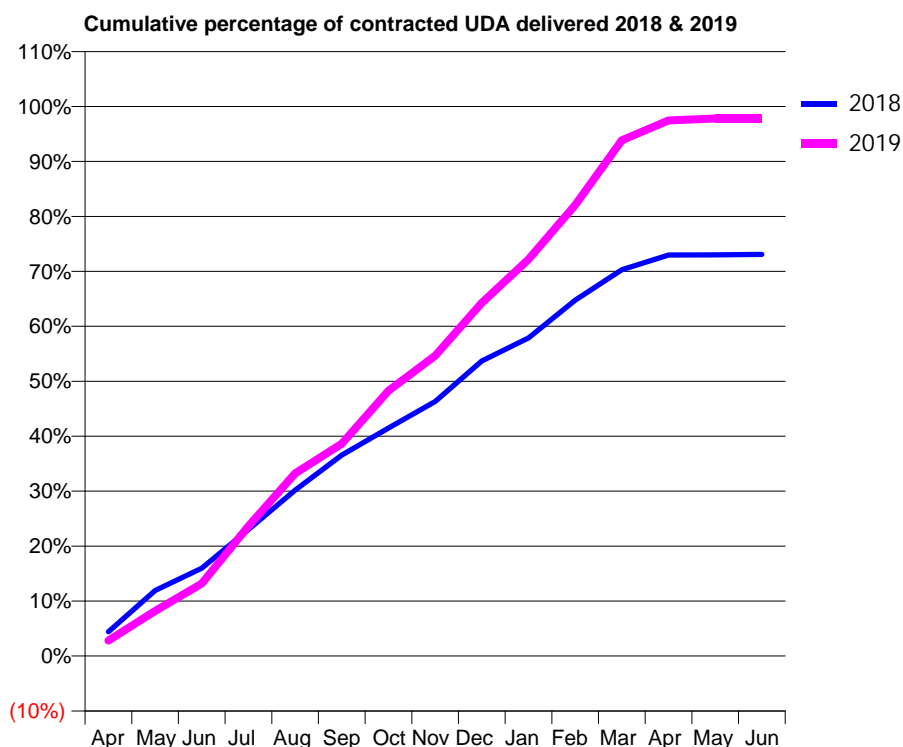
18/19 Contracted general activity (UDA)	3,832
Carry forward general activity (UDA)	0
18/19 Contracted orthodontic activity (UOA)	0
Carry forward orthodontic activity (UOA)	0
Baseline contract value	£97,596.38

ACCESS*

Patients seen in 24 months	Total	Change since previous quarter
Quarter ending March 2018	947	
Quarter ending June 2018	968	↑
Quarter ending September 2018	1,023	↑
Quarter ending December 2018	1,071	↑
Quarter ending March 2019	1,173	↑
Variance since March 2018	23.9%	↑



ACTIVITY



Month	Adjusted Scheduled Activity (UDA)	
	2018	2019
April	170	109
May	457	314
June	612	505
July	882	906
August	1,156	1,275
September	1,401	1,481
October	1,590	1,850
November	1,774	2,094
December	2,057	2,463
January	2,218	2,766
February	2,481	3,145
March	2,693	3,596
April	2,795	3,734
May	2,797	3,748
June	2,800	3,748

QUALITY

	Quantity	Base Number	Contract	AT	Region	England
% of FP17s for the same patient ID Re-attending within 3 months - Children	43	542	7.9%	11.1%	11.5%	11.8%
% of FP17s for the same patient ID Re-attending within 3 months - Adults	102	821	12.4%	14.7%	15.2%	15.7%
% of FP17s for the same patient ID Re-attending between 3 & 9 months - Children	290	542	53.5%	58.0%	60.2%	58.9%
% of FP17s for the same patient ID Re-attending between 3 & 9 months - Adults	246	821	30.0%	48.6%	51.8%	50.8%
% of FP17s for Band 1 Urgent Courses	59	1,365	4.3%	8.7%	8.1%	9.1%
% of FP17s Relating to Free Repair or Replacements	5	1,365	0.4%	0.7%	0.8%	0.8%
% of FP17s Relating to Continuations	7	1,365	0.5%	0.8%	0.9%	0.9%
% of Patients satisfied with the dentistry they have received	0	0	N/A	94.2%	92.7%	92.5%
% of Patients satisfied with the time they had to wait for an appointment	0	0	N/A	85.1%	87.4%	87.0%

* This is based on patients treated on this contract for their most recent course of treatment. Figures in italics indicate the base number of FP17s or Patient Questionnaire responses are less than 100. N/A is shown where the base number of responses is less than 10 during the period. % is calculated as Quantity/Base number*100

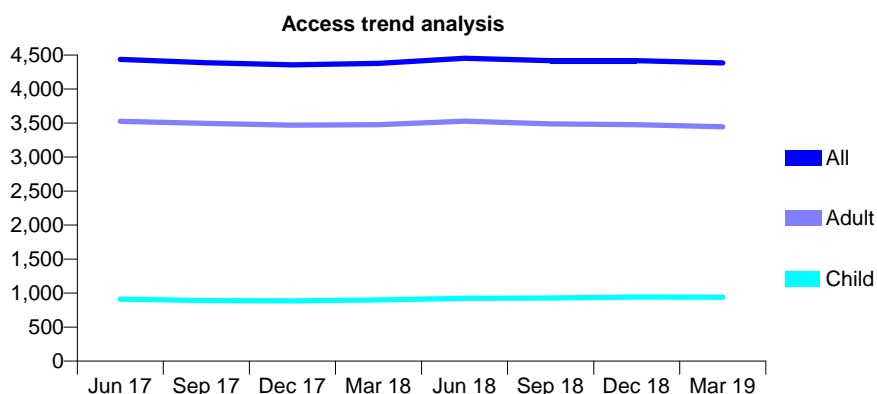
Q58 - Vital Signs At a Glance Contract Report for 113506/0001 - Year end March 2019

Name or company name	Leighton House Practice Limited
Contract type name	GDS Contract
Purpose of contract	General
Contract start date	01/04/2009
Contract end date	

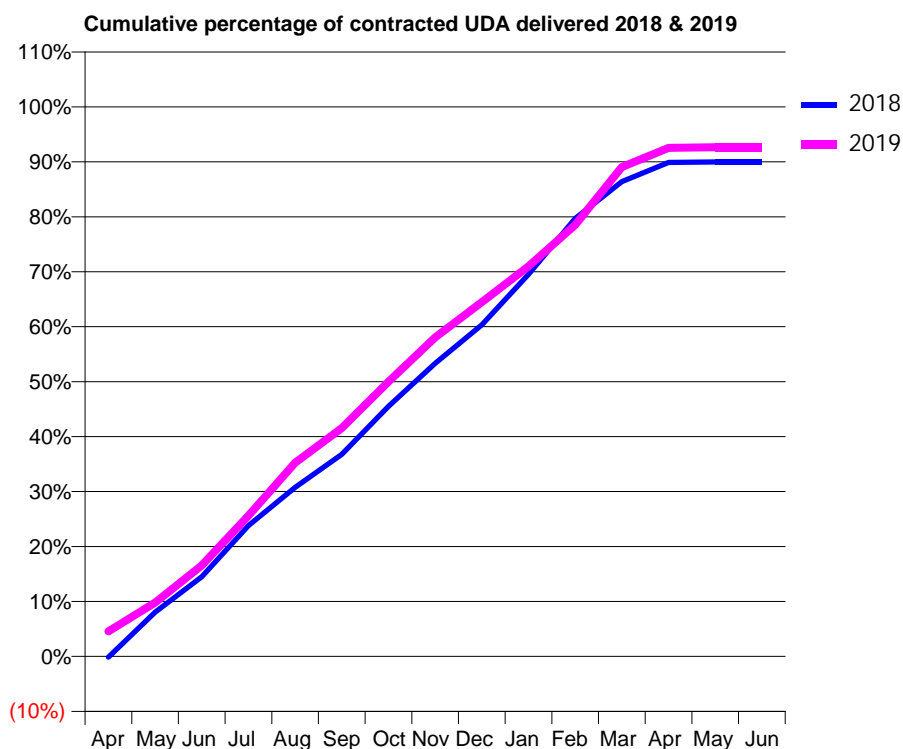
18/19 Contracted general activity (UDA)	14,865
Carry forward general activity (UDA)	0
18/19 Contracted orthodontic activity (UOA)	0
Carry forward orthodontic activity (UOA)	0
Baseline contract value	£420,619.18

ACCESS*

Patients seen in 24 months	Total	Change since previous quarter
Quarter ending March 2018	4,377	
Quarter ending June 2018	4,453	→
Quarter ending September 2018	4,417	→
Quarter ending December 2018	4,419	→
Quarter ending March 2019	4,386	→
Variance since March 2018	0.2%	→



ACTIVITY



Month	Adjusted Scheduled Activity (UDA)	
	2018	2019
April	-25	675
May	1,201	1,454
June	2,157	2,463
July	3,539	3,809
August	4,576	5,240
September	5,466	6,178
October	6,767	7,429
November	7,929	8,630
December	8,966	9,581
January	10,336	10,554
February	11,848	11,673
March	12,840	13,235
April	13,362	13,757
May	13,376	13,772
June	13,376	13,772

QUALITY

	Quantity	Base Number	Contract	AT	Region	England
% of FP17s for the same patient ID Re-attending within 3 months - Children	145	1,450	10.0%	11.1%	11.5%	11.8%
% of FP17s for the same patient ID Re-attending within 3 months - Adults	658	4,623	14.2%	14.7%	15.2%	15.7%
% of FP17s for the same patient ID Re-attending between 3 & 9 months - Children	806	1,450	55.6%	58.0%	60.2%	58.9%
% of FP17s for the same patient ID Re-attending between 3 & 9 months - Adults	2,463	4,623	53.3%	48.6%	51.8%	50.8%
% of FP17s for Band 1 Urgent Courses	357	6,007	5.9%	8.7%	8.1%	9.1%
% of FP17s Relating to Free Repair or Replacements	84	6,007	1.4%	0.7%	0.8%	0.8%
% of FP17s Relating to Continuations	102	6,007	1.7%	0.8%	0.9%	0.9%
% of Patients satisfied with the dentistry they have received	3	3	N/A	94.2%	92.7%	92.5%
% of Patients satisfied with the time they had to wait for an appointment	3	3	N/A	85.1%	87.4%	87.0%

* This is based on patients treated on this contract for their most recent course of treatment.

Figures in italics indicate the base number of FP17s or Patient Questionnaire responses are less than 100. N/A is shown where the base number of responses is less than 10 during the period. % is calculated as Quantity/Base number*100

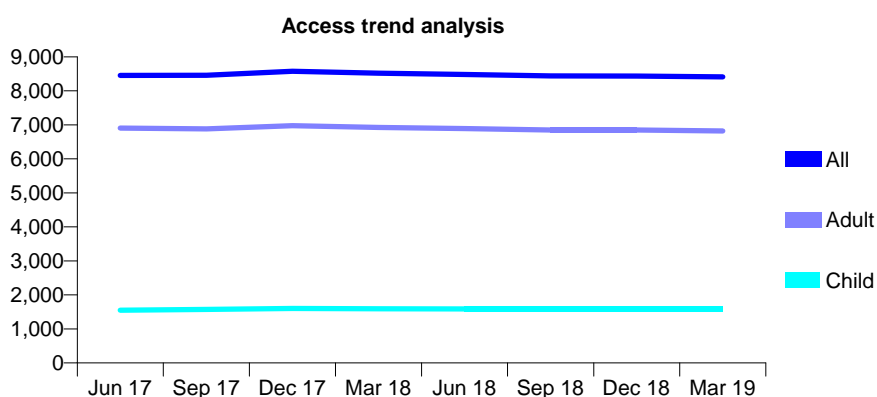
Q58 - Vital Signs At a Glance Contract Report for 114170/0001 - Year end March 2019

Name or company name	King Gaigher & Chastell
Contract type name	GDS Contract
Purpose of contract	General
Contract start date	01/04/2008
Contract end date	

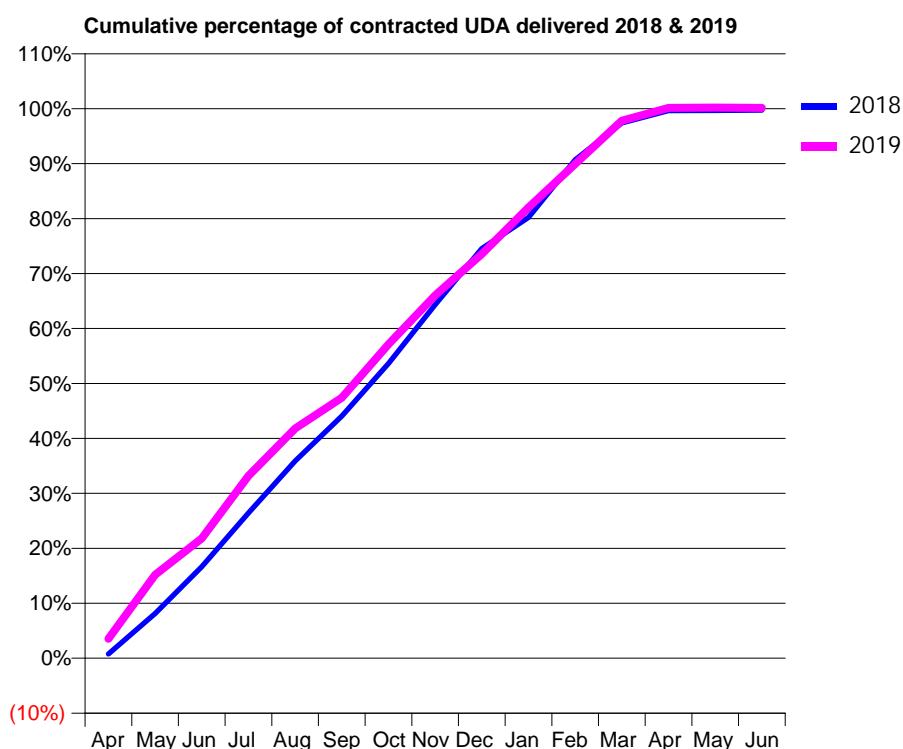
18/19 Contracted general activity (UDA)	20,194
Carry forward general activity (UDA)	57
18/19 Contracted orthodontic activity (UOA)	0
Carry forward orthodontic activity (UOA)	0
Baseline contract value	£499,729.67

ACCESS*

Patients seen in 24 months	Total	Change since previous quarter
Quarter ending March 2018	8,518	
Quarter ending June 2018	8,484	→
Quarter ending September 2018	8,440	→
Quarter ending December 2018	8,437	→
Quarter ending March 2019	8,409	→
Variance since March 2018	(1.3%)	↓



ACTIVITY



Month	Adjusted Scheduled Activity (UDA)	
	2018	2019
April	157	720
May	1,644	3,064
June	3,359	4,402
July	5,341	6,703
August	7,250	8,442
September	8,895	9,572
October	10,832	11,534
November	12,994	13,337
December	15,051	14,852
January	16,200	16,565
February	18,314	18,166
March	19,668	19,751
April	20,119	20,221
May	20,128	20,231
June	20,136	20,222

QUALITY

	Quantity	Base Number	Contract	AT	Region	England
% of FP17s for the same patient ID Re-attending within 3 months - Children	108	1,866	5.8%	11.1%	11.5%	11.8%
% of FP17s for the same patient ID Re-attending within 3 months - Adults	1,112	7,034	15.8%	14.7%	15.2%	15.7%
% of FP17s for the same patient ID Re-attending between 3 & 9 months - Children	782	1,866	41.9%	58.0%	60.2%	58.9%
% of FP17s for the same patient ID Re-attending between 3 & 9 months - Adults	2,079	7,034	29.6%	48.6%	51.8%	50.8%
% of FP17s for Band 1 Urgent Courses	717	8,908	8.0%	8.7%	8.1%	9.1%
% of FP17s Relating to Free Repair or Replacements	45	8,908	0.5%	0.7%	0.8%	0.8%
% of FP17s Relating to Continuations	324	8,908	3.6%	0.8%	0.9%	0.9%
% of Patients satisfied with the dentistry they have received	2	2	N/A	94.2%	92.7%	92.5%
% of Patients satisfied with the time they had to wait for an appointment	2	2	N/A	85.1%	87.4%	87.0%

* This is based on patients treated on this contract for their most recent course of treatment.

Figures in italics indicate the base number of FP17s or Patient Questionnaire responses are less than 100. N/A is shown where the base number of responses is less than 10 during the period. % is calculated as Quantity/Base number*100

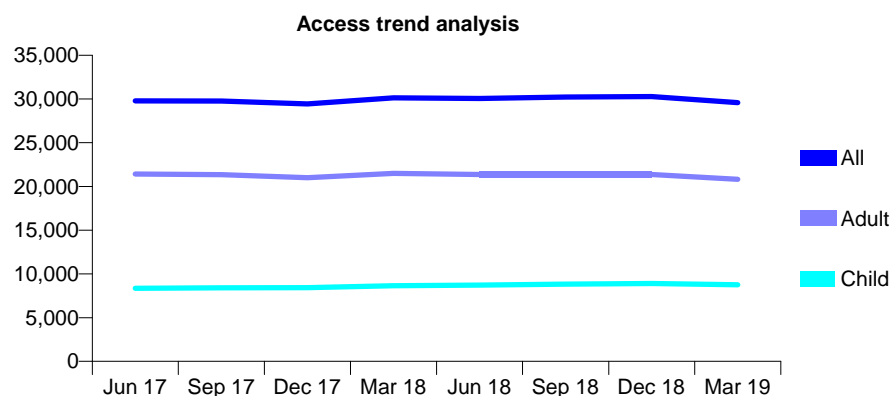
Q58 - Vital Signs At a Glance Contract Report for 114189/0001 - Year end March 2019

Name or company name	Distal Point Limited
Contract type name	GDS Contract
Purpose of contract	General
Contract start date	01/11/2007
Contract end date	

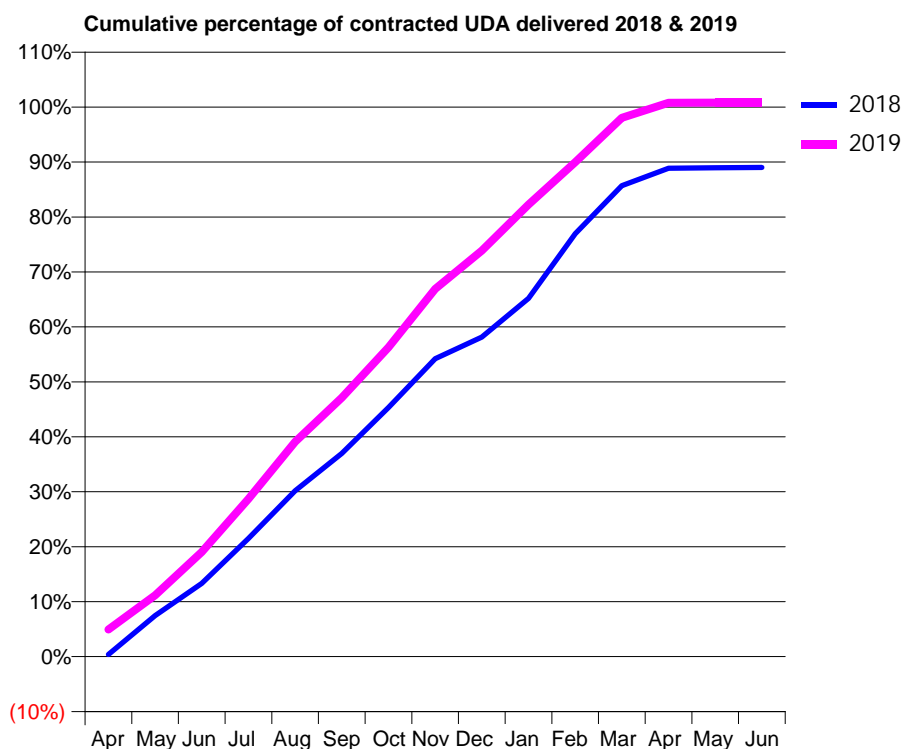
18/19 Contracted general activity (UDA)	73,034
Carry forward general activity (UDA)	0
18/19 Contracted orthodontic activity (UOA)	0
Carry forward orthodontic activity (UOA)	0
Baseline contract value	£1,938,952.82

ACCESS*

Patients seen in 24 months	Total	Change since previous quarter
Quarter ending March 2018	30,133	
Quarter ending June 2018	30,074	→
Quarter ending September 2018	30,225	→
Quarter ending December 2018	30,275	→
Quarter ending March 2019	29,574	↓
Variance since March 2018	(1.9%)	↓



ACTIVITY



Month	Adjusted Scheduled Activity (UDA)	
	2018	2019
April	288	3,607
May	5,447	8,168
June	9,745	13,900
July	15,705	20,958
August	22,032	28,555
September	26,998	34,403
October	33,113	41,110
November	39,587	48,873
December	42,461	53,938
January	47,617	60,070
February	56,201	65,715
March	62,580	71,613
April	64,900	73,591
May	64,969	73,629
June	65,013	73,634

QUALITY

	Quantity	Base Number	Contract	AT	Region	England
% of FP17s for the same patient ID Re-attending within 3 months - Children	1,126	14,577	7.7%	11.1%	11.5%	11.8%
% of FP17s for the same patient ID Re-attending within 3 months - Adults	3,408	25,480	13.4%	14.7%	15.2%	15.7%
% of FP17s for the same patient ID Re-attending between 3 & 9 months - Children	10,058	14,577	69.0%	58.0%	60.2%	58.9%
% of FP17s for the same patient ID Re-attending between 3 & 9 months - Adults	12,041	25,480	47.3%	48.6%	51.8%	50.8%
% of FP17s for Band 1 Urgent Courses	3,099	39,908	7.8%	8.7%	8.1%	9.1%
% of FP17s Relating to Free Repair or Replacements	188	39,908	0.5%	0.7%	0.8%	0.8%
% of FP17s Relating to Continuations	111	39,908	0.3%	0.8%	0.9%	0.9%
% of Patients satisfied with the dentistry they have received	7	7	N/A	94.2%	92.7%	92.5%
% of Patients satisfied with the time they had to wait for an appointment	6	7	N/A	85.1%	87.4%	87.0%

* This is based on patients treated on this contract for their most recent course of treatment. Figures in italics indicate the base number of FP17s or Patient Questionnaire responses are less than 100. N/A is shown where the base number of responses is less than 10 during the period. % is calculated as Quantity/Base number*100

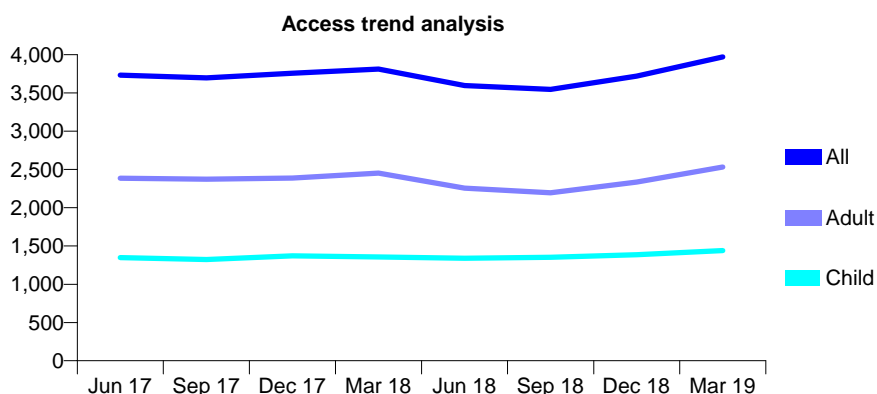
Q58 - Vital Signs At a Glance Contract Report for 116076/0001 - Year end March 2019

Name or company name	Ace Dental Care Limited
Contract type name	GDS Contract
Purpose of contract	General
Contract start date	01/04/2010
Contract end date	

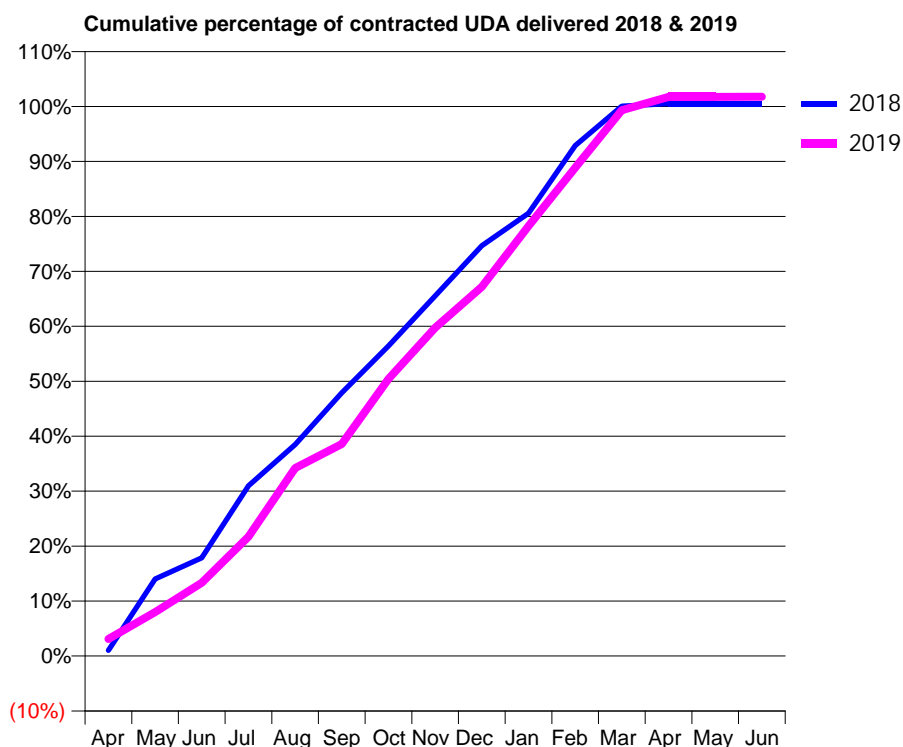
18/19 Contracted general activity (UDA)	9,163
Carry forward general activity (UDA)	-47
18/19 Contracted orthodontic activity (UOA)	0
Carry forward orthodontic activity (UOA)	0
Baseline contract value	£230,961.03

ACCESS*

Patients seen in 24 months	Total	Change since previous quarter
Quarter ending March 2018	3,811	
Quarter ending June 2018	3,596	↓
Quarter ending September 2018	3,546	↓
Quarter ending December 2018	3,721	↑
Quarter ending March 2019	3,971	↑
Variance since March 2018	4.2%	↑



ACTIVITY



Month	Adjusted Scheduled Activity (UDA)	
	2018	2019
April	94	285
May	1,284	732
June	1,637	1,221
July	2,838	1,988
August	3,527	3,135
September	4,388	3,534
October	5,171	4,619
November	6,004	5,474
December	6,840	6,153
January	7,384	7,171
February	8,511	8,141
March	9,167	9,100
April	9,210	9,322
May	9,210	9,323
June	9,211	9,326

QUALITY

	Quantity	Base Number	Contract	AT	Region	England
% of FP17s for the same patient ID Re-attending within 3 months - Children	109	1,897	5.7%	11.1%	11.5%	11.8%
% of FP17s for the same patient ID Re-attending within 3 months - Adults	344	2,786	12.3%	14.7%	15.2%	15.7%
% of FP17s for the same patient ID Re-attending between 3 & 9 months - Children	1,025	1,897	54.0%	58.0%	60.2%	58.9%
% of FP17s for the same patient ID Re-attending between 3 & 9 months - Adults	1,005	2,786	36.1%	48.6%	51.8%	50.8%
% of FP17s for Band 1 Urgent Courses	431	4,773	9.0%	8.7%	8.1%	9.1%
% of FP17s Relating to Free Repair or Replacements	10	4,773	0.2%	0.7%	0.8%	0.8%
% of FP17s Relating to Continuations	14	4,773	0.3%	0.8%	0.9%	0.9%
% of Patients satisfied with the dentistry they have received	2	2	N/A	94.2%	92.7%	92.5%
% of Patients satisfied with the time they had to wait for an appointment	2	2	N/A	85.1%	87.4%	87.0%

* This is based on patients treated on this contract for their most recent course of treatment. Figures in italics indicate the base number of FP17s or Patient Questionnaire responses are less than 100. N/A is shown where the base number of responses is less than 10 during the period. % is calculated as Quantity/Base number*100

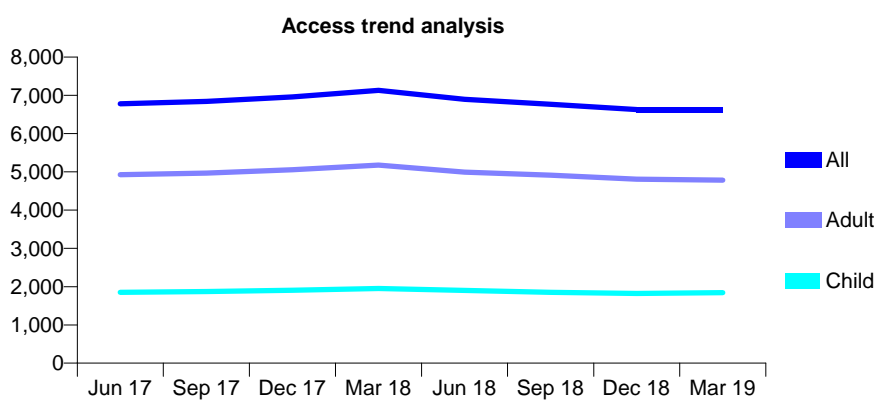
Q58 - Vital Signs At a Glance Contract Report for 117803/0001 - Year end March 2019

Name or company name	St Albans Dental Centre
Contract type name	GDS Contract
Purpose of contract	General
Contract start date	01/03/2013
Contract end date	

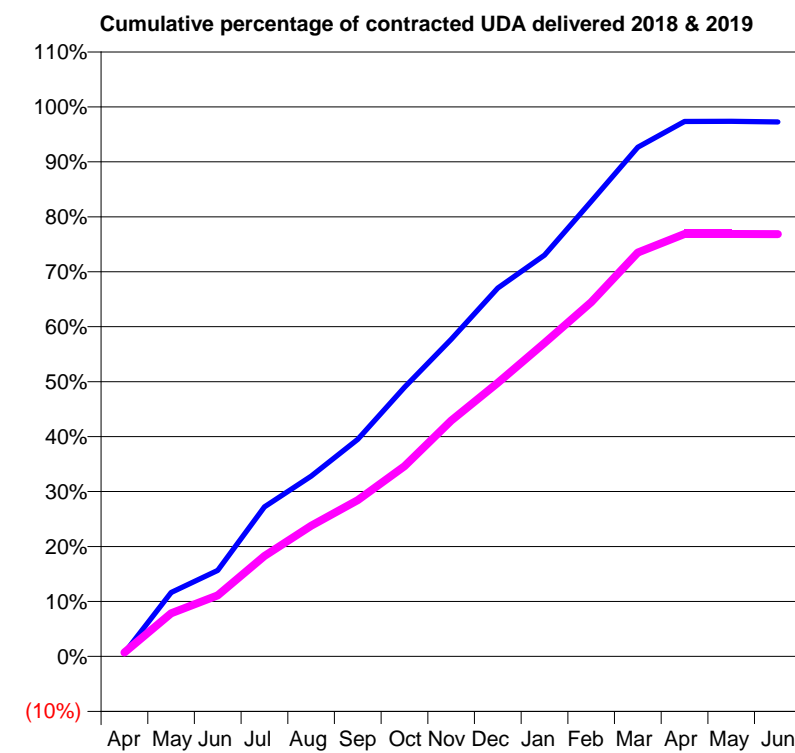
18/19 Contracted general activity (UDA)	22,592
Carry forward general activity (UDA)	622
18/19 Contracted orthodontic activity (UOA)	0
Carry forward orthodontic activity (UOA)	0
Baseline contract value	£616,517.94

ACCESS*

Patients seen in 24 months	Total	Change since previous quarter
Quarter ending March 2018	7,130	
Quarter ending June 2018	6,895	↓
Quarter ending September 2018	6,764	↓
Quarter ending December 2018	6,628	↓
Quarter ending March 2019	6,629	→
Variance since March 2018	(7.0%)	↓



ACTIVITY



Month	Adjusted Scheduled Activity (UDA)	
	2018	2019
April	146	161
May	2,627	1,776
June	3,538	2,509
July	6,149	4,129
August	7,412	5,375
September	8,924	6,421
October	11,059	7,820
November	13,034	9,694
December	15,142	11,246
January	16,498	12,884
February	18,707	14,565
March	20,933	16,601
April	21,990	17,366
May	21,997	17,363
June	21,970	17,362

QUALITY

	Quantity	Base Number	Contract	AT	Region	England
% of FP17s for the same patient ID Re-attending within 3 months - Children	143	1,910	7.5%	11.1%	11.5%	11.8%
% of FP17s for the same patient ID Re-attending within 3 months - Adults	785	4,623	17.0%	14.7%	15.2%	15.7%
% of FP17s for the same patient ID Re-attending between 3 & 9 months - Children	628	1,910	32.9%	58.0%	60.2%	58.9%
% of FP17s for the same patient ID Re-attending between 3 & 9 months - Adults	1,398	4,623	30.2%	48.6%	51.8%	50.8%
% of FP17s for Band 1 Urgent Courses	1,022	6,524	15.7%	8.7%	8.1%	9.1%
% of FP17s Relating to Free Repair or Replacements	86	6,524	1.3%	0.7%	0.8%	0.8%
% of FP17s Relating to Continuations	115	6,524	1.8%	0.8%	0.9%	0.9%
% of Patients satisfied with the dentistry they have received	0	1	N/A	94.2%	92.7%	92.5%
% of Patients satisfied with the time they had to wait for an appointment	1	1	N/A	85.1%	87.4%	87.0%

* This is based on patients treated on this contract for their most recent course of treatment. Figures in italics indicate the base number of FP17s or Patient Questionnaire responses are less than 100. N/A is shown where the base number of responses is less than 10 during the period. % is calculated as Quantity/Base number*100

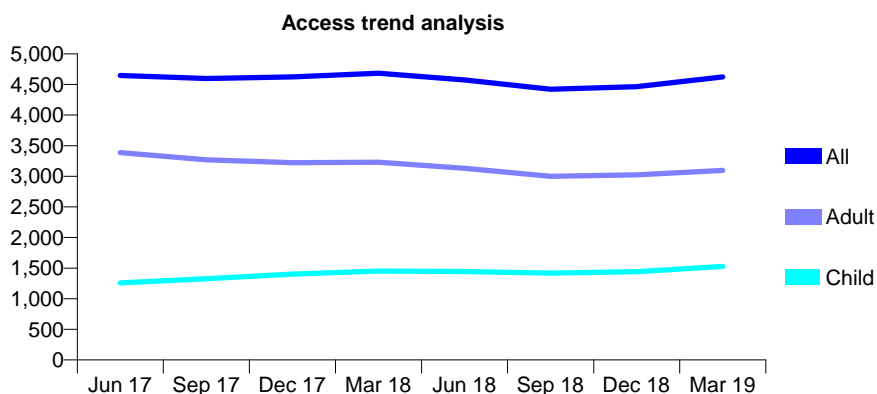
Q58 - Vital Signs At a Glance Contract Report for 117846/0001 - Year end March 2019

Name or company name	Woodview Dental Clinic
Contract type name	GDS Contract
Purpose of contract	General
Contract start date	01/04/2006
Contract end date	

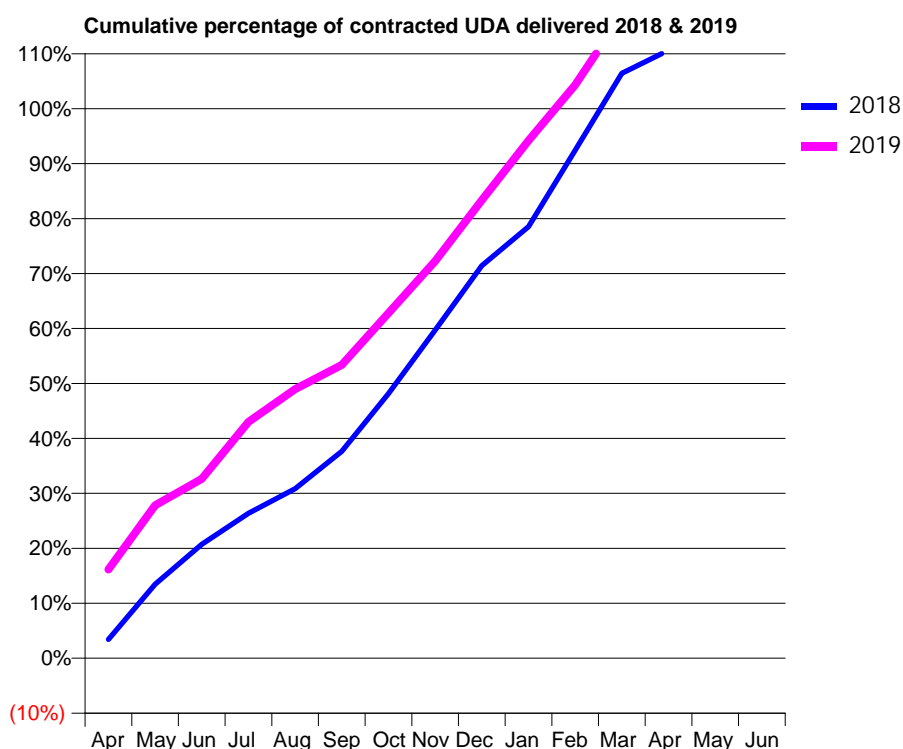
18/19 Contracted general activity (UDA)	9,943
Carry forward general activity (UDA)	-1,078
18/19 Contracted orthodontic activity (UOA)	0
Carry forward orthodontic activity (UOA)	0
Baseline contract value	£269,607.53

ACCESS*

Patients seen in 24 months	Total	Change since previous quarter
Quarter ending March 2018	4,682	
Quarter ending June 2018	4,574	↓
Quarter ending September 2018	4,421	↓
Quarter ending December 2018	4,465	→
Quarter ending March 2019	4,625	↑
Variance since March 2018	(1.2%)	↓



ACTIVITY



Month	Adjusted Scheduled Activity (UDA)	
	2018	2019
April	340	1,606
May	1,340	2,765
June	2,059	3,244
July	2,622	4,278
August	3,068	4,871
September	3,744	5,307
October	4,787	6,247
November	5,938	7,185
December	7,102	8,284
January	7,806	9,366
February	9,191	10,374
March	10,581	11,640
April	10,999	12,204
May	10,997	12,188
June	11,021	12,175

QUALITY

	Quantity	Base Number	Contract	AT	Region	England
% of FP17s for the same patient ID Re-attending within 3 months - Children	172	2,038	8.4%	11.1%	11.5%	11.8%
% of FP17s for the same patient ID Re-attending within 3 months - Adults	536	3,987	13.4%	14.7%	15.2%	15.7%
% of FP17s for the same patient ID Re-attending between 3 & 9 months - Children	1,109	2,038	54.4%	58.0%	60.2%	58.9%
% of FP17s for the same patient ID Re-attending between 3 & 9 months - Adults	2,141	3,987	53.7%	48.6%	51.8%	50.8%
% of FP17s for Band 1 Urgent Courses	529	6,094	8.7%	8.7%	8.1%	9.1%
% of FP17s Relating to Free Repair or Replacements	38	6,094	0.6%	0.7%	0.8%	0.8%
% of FP17s Relating to Continuations	14	6,094	0.2%	0.8%	0.9%	0.9%
% of Patients satisfied with the dentistry they have received	0	0	N/A	94.2%	92.7%	92.5%
% of Patients satisfied with the time they had to wait for an appointment	0	0	N/A	85.1%	87.4%	87.0%

* This is based on patients treated on this contract for their most recent course of treatment.

Figures in italics indicate the base number of FP17s or Patient Questionnaire responses are less than 100. N/A is shown where the base number of responses is less than 10 during the period. % is calculated as Quantity/Base number*100

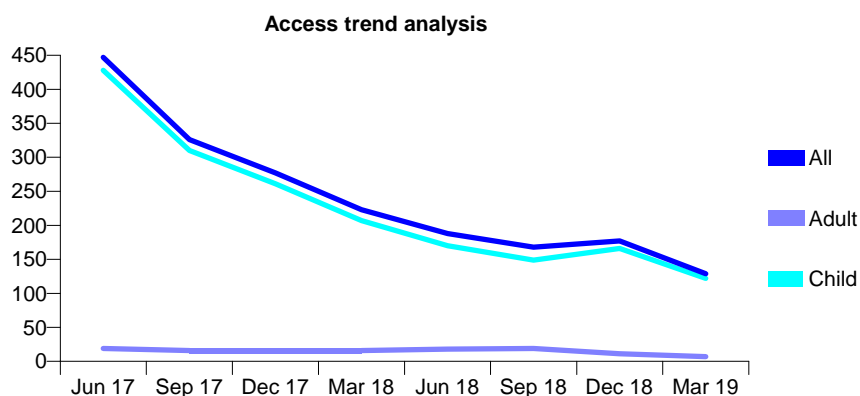
Q58 - Vital Signs At a Glance Contract Report for 117846/0003 - Year end March 2019

Name or company name	Woodview Dental Clinic
Contract type name	GDS Contract
Purpose of contract	General
Contract start date	01/04/2006
Contract end date	

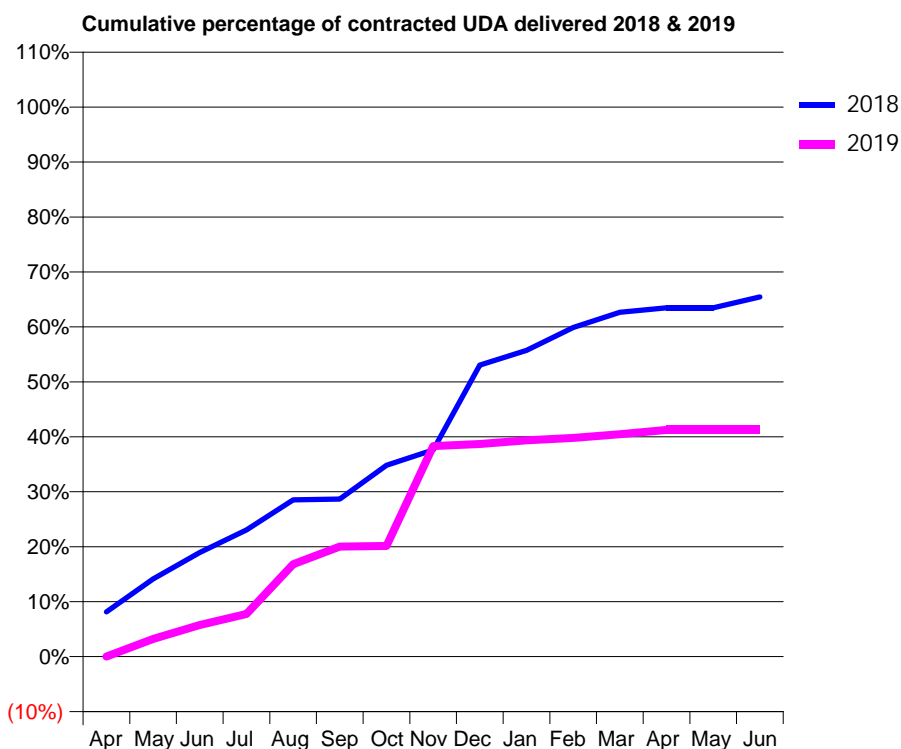
18/19 Contracted general activity (UDA)	750
Carry forward general activity (UDA)	0
18/19 Contracted orthodontic activity (UOA)	0
Carry forward orthodontic activity (UOA)	0
Baseline contract value	£28,176.46

ACCESS*

Patients seen in 24 months	Total	Change since previous quarter
Quarter ending March 2018	223	
Quarter ending June 2018	188	↓
Quarter ending September 2018	168	↓
Quarter ending December 2018	177	↑
Quarter ending March 2019	129	↓
Variance since March 2018	(42.2%)	↓



ACTIVITY



Month	Adjusted Scheduled Activity (UDA)	
	2018	2019
April	61	0
May	106	24
June	142	43
July	173	58
August	214	126
September	215	150
October	261	151
November	282	287
December	398	290
January	418	295
February	449	298
March	470	303
April	476	309
May	476	309
June	491	309

QUALITY

	Quantity	Base Number	Contract	AT	Region	England
% of FP17s for the same patient ID Re-attending within 3 months - Children	10	165	6.1%	11.1%	11.5%	11.8%
% of FP17s for the same patient ID Re-attending within 3 months - Adults	0	5	0.0%	14.7%	15.2%	15.7%
% of FP17s for the same patient ID Re-attending between 3 & 9 months - Children	12	165	7.3%	58.0%	60.2%	58.9%
% of FP17s for the same patient ID Re-attending between 3 & 9 months - Adults	0	5	0.0%	48.6%	51.8%	50.8%
% of FP17s for Band 1 Urgent Courses	2	161	1.2%	8.7%	8.1%	9.1%
% of FP17s Relating to Free Repair or Replacements	0	161	0.0%	0.7%	0.8%	0.8%
% of FP17s Relating to Continuations	0	161	0.0%	0.8%	0.9%	0.9%
% of Patients satisfied with the dentistry they have received	0	0	N/A	94.2%	92.7%	92.5%
% of Patients satisfied with the time they had to wait for an appointment	0	0	N/A	85.1%	87.4%	87.0%

* This is based on patients treated on this contract for their most recent course of treatment. Figures in italics indicate the base number of FP17s or Patient Questionnaire responses are less than 100. N/A is shown where the base number of responses is less than 10 during the period. % is calculated as Quantity/Base number*100

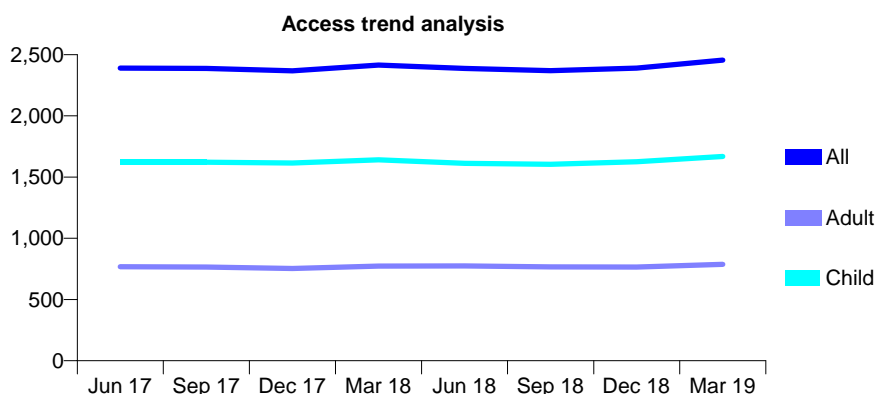
Q58 - Vital Signs At a Glance Contract Report for 118354/0001 - Year end March 2019

Name or company name	King's Road Dental Practice Ltd
Contract type name	GDS Contract
Purpose of contract	General
Contract start date	01/04/2010
Contract end date	

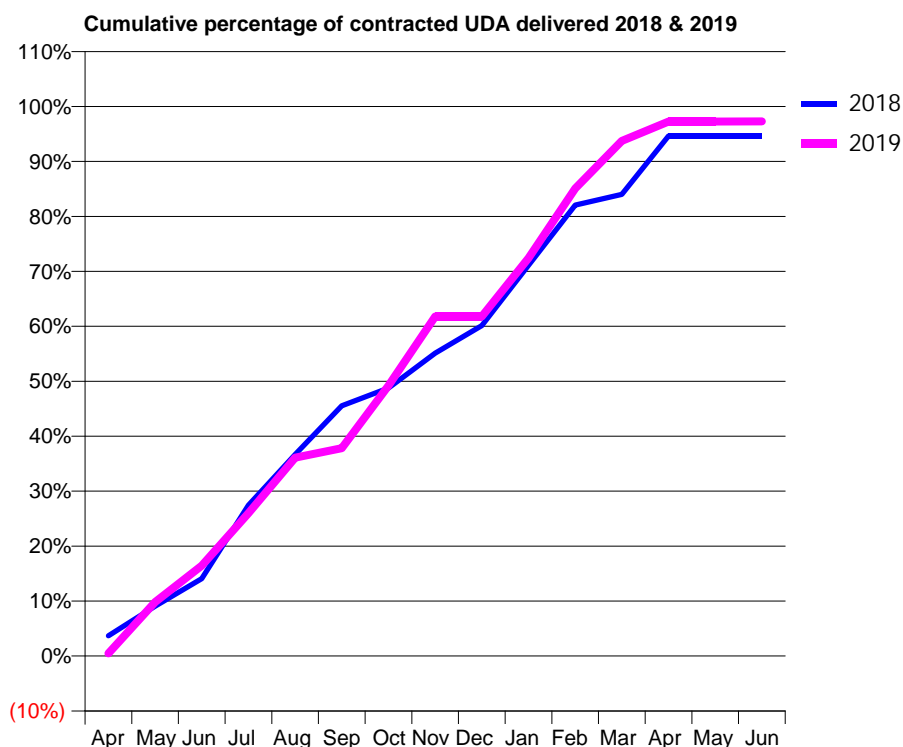
18/19 Contracted general activity (UDA)	4,360
Carry forward general activity (UDA)	0
18/19 Contracted orthodontic activity (UOA)	0
Carry forward orthodontic activity (UOA)	0
Baseline contract value	£102,896.33

ACCESS*

Patients seen in 24 months	Total	Change since previous quarter
Quarter ending March 2018	2,414	
Quarter ending June 2018	2,387	↓
Quarter ending September 2018	2,370	→
Quarter ending December 2018	2,391	→
Quarter ending March 2019	2,456	↑
Variance since March 2018	1.7%	→



ACTIVITY



Month	Adjusted Scheduled Activity (UDA)	
	2018	2019
April	161	21
May	395	429
June	614	717
July	1,197	1,133
August	1,599	1,574
September	1,985	1,649
October	2,126	2,145
November	2,404	2,693
December	2,621	2,693
January	3,099	3,158
February	3,578	3,709
March	3,663	4,087
April	4,126	4,240
May	4,126	4,240
June	4,126	4,241

QUALITY

	Quantity	Base Number	Contract	AT	Region	England
% of FP17s for the same patient ID Re-attending within 3 months - Children	128	2,536	5.0%	11.1%	11.5%	11.8%
% of FP17s for the same patient ID Re-attending within 3 months - Adults	62	753	8.2%	14.7%	15.2%	15.7%
% of FP17s for the same patient ID Re-attending between 3 & 9 months - Children	1,398	2,536	55.1%	58.0%	60.2%	58.9%
% of FP17s for the same patient ID Re-attending between 3 & 9 months - Adults	328	753	43.6%	48.6%	51.8%	50.8%
% of FP17s for Band 1 Urgent Courses	125	3,054	4.1%	8.7%	8.1%	9.1%
% of FP17s Relating to Free Repair or Replacements	0	3,054	0.0%	0.7%	0.8%	0.8%
% of FP17s Relating to Continuations	2	3,054	0.1%	0.8%	0.9%	0.9%
% of Patients satisfied with the dentistry they have received	0	0	N/A	94.2%	92.7%	92.5%
% of Patients satisfied with the time they had to wait for an appointment	0	0	N/A	85.1%	87.4%	87.0%

* This is based on patients treated on this contract for their most recent course of treatment. Figures in italics indicate the base number of FP17s or Patient Questionnaire responses are less than 100. N/A is shown where the base number of responses is less than 10 during the period. % is calculated as Quantity/Base number*100

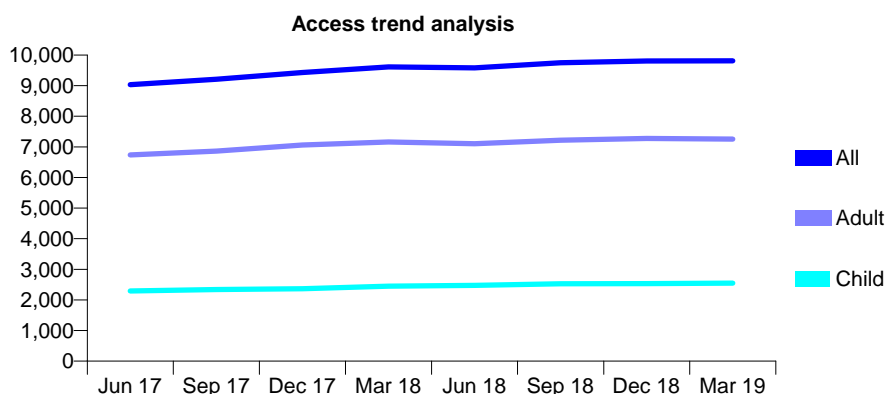
Q58 - Vital Signs At a Glance Contract Report for 118702/0001 - Year end March 2019

Name or company name	Hertford Dental Care
Contract type name	GDS Contract
Purpose of contract	General
Contract start date	01/04/2008
Contract end date	

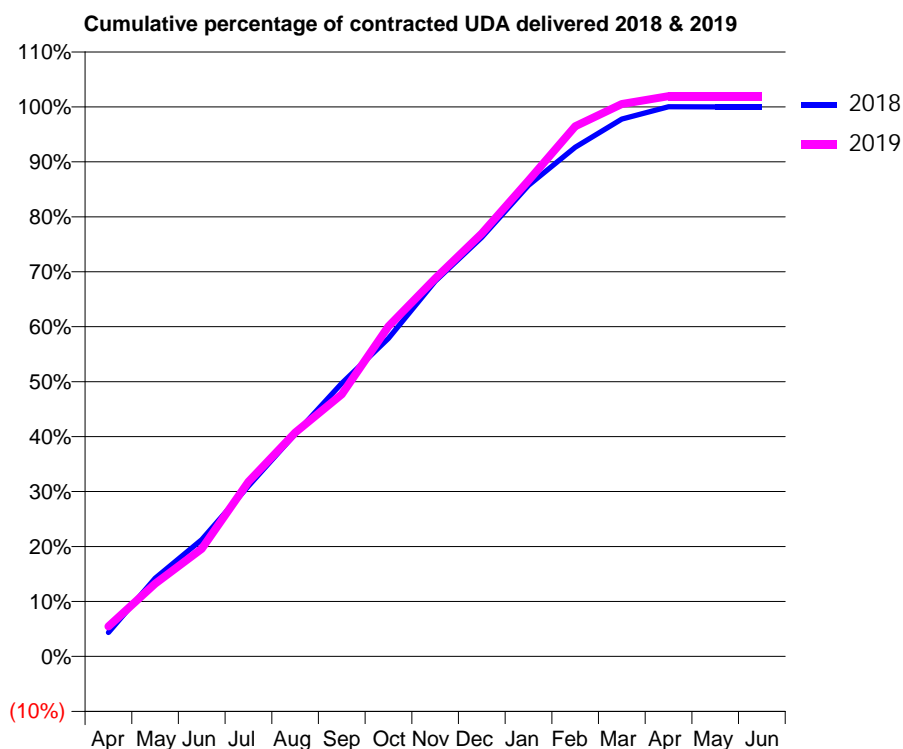
18/19 Contracted general activity (UDA)	21,000
Carry forward general activity (UDA)	2
18/19 Contracted orthodontic activity (UOA)	0
Carry forward orthodontic activity (UOA)	0
Baseline contract value	£494,963.16

ACCESS*

Patients seen in 24 months	Total	Change since previous quarter
Quarter ending March 2018	9,614	
Quarter ending June 2018	9,581	→
Quarter ending September 2018	9,748	→
Quarter ending December 2018	9,808	→
Quarter ending March 2019	9,810	→
Variance since March 2018	2.0%	↑



ACTIVITY



Month	Adjusted Scheduled Activity (UDA)	
	2018	2019
April	913	1,148
May	2,988	2,782
June	4,464	4,117
July	6,509	6,672
August	8,499	8,552
September	10,437	10,017
October	12,155	12,613
November	14,336	14,440
December	16,016	16,162
January	18,001	18,187
February	19,457	20,260
March	20,537	21,104
April	21,003	21,407
May	20,996	21,405
June	20,997	21,405

QUALITY

	Quantity	Base Number	Contract	AT	Region	England
% of FP17s for the same patient ID Re-attending within 3 months - Children	255	4,204	6.1%	11.1%	11.5%	11.8%
% of FP17s for the same patient ID Re-attending within 3 months - Adults	1,104	9,928	11.1%	14.7%	15.2%	15.7%
% of FP17s for the same patient ID Re-attending between 3 & 9 months - Children	2,896	4,204	68.9%	58.0%	60.2%	58.9%
% of FP17s for the same patient ID Re-attending between 3 & 9 months - Adults	5,330	9,928	53.7%	48.6%	51.8%	50.8%
% of FP17s for Band 1 Urgent Courses	1,169	14,004	8.3%	8.7%	8.1%	9.1%
% of FP17s Relating to Free Repair or Replacements	33	14,004	0.2%	0.7%	0.8%	0.8%
% of FP17s Relating to Continuations	16	14,004	0.1%	0.8%	0.9%	0.9%
% of Patients satisfied with the dentistry they have received	6	6	N/A	94.2%	92.7%	92.5%
% of Patients satisfied with the time they had to wait for an appointment	4	6	N/A	85.1%	87.4%	87.0%

* This is based on patients treated on this contract for their most recent course of treatment. Figures in italics indicate the base number of FP17s or Patient Questionnaire responses are less than 100. N/A is shown where the base number of responses is less than 10 during the period. % is calculated as Quantity/Base number*100

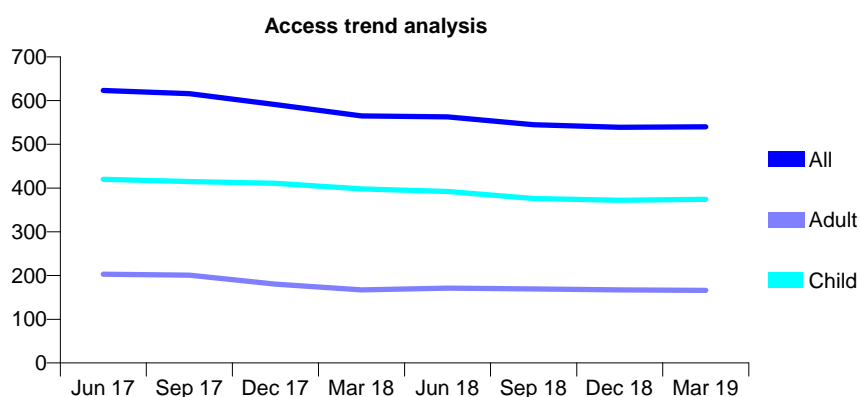
Q58 - Vital Signs At a Glance Contract Report for 118893/0001 - Year end March 2019

Name or company name	The Dental Surgery
Contract type name	GDS Contract
Purpose of contract	General
Contract start date	30/06/2015
Contract end date	

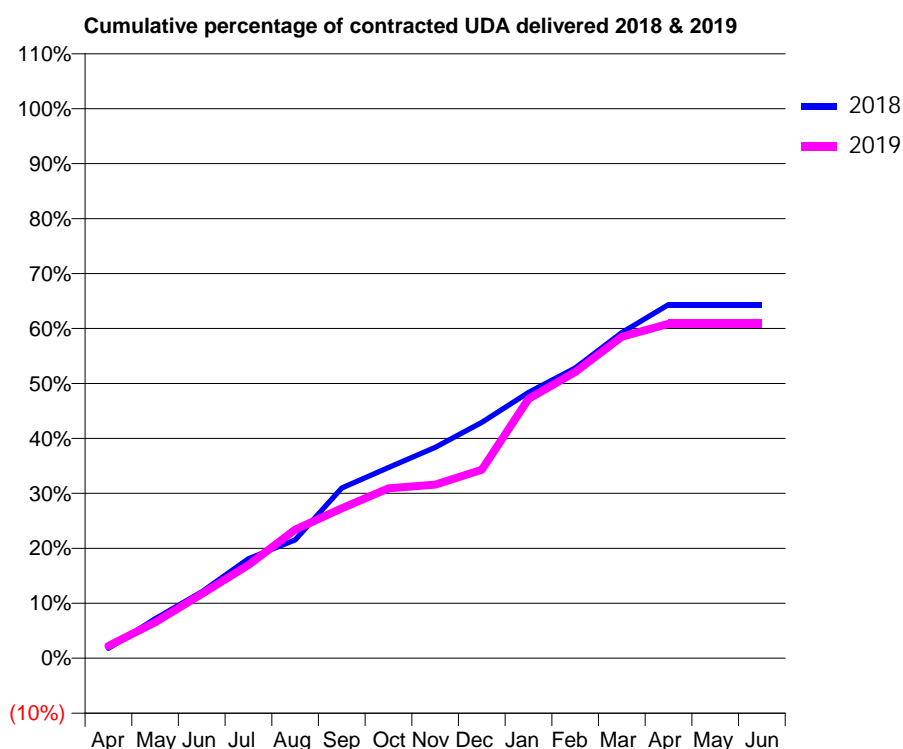
18/19 Contracted general activity (UDA)	1,800
Carry forward general activity (UDA)	0
18/19 Contracted orthodontic activity (UOA)	0
Carry forward orthodontic activity (UOA)	0
Baseline contract value	£43,986.26

ACCESS*

Patients seen in 24 months	Total	Change since previous quarter
Quarter ending March 2018	565	
Quarter ending June 2018	563	→
Quarter ending September 2018	545	↓
Quarter ending December 2018	539	↓
Quarter ending March 2019	540	→
Variance since March 2018	(4.4%)	↓



ACTIVITY



Adjusted Scheduled Activity (UDA)		
Month	2018	2019
April	32	40
May	129	118
June	217	210
July	326	306
August	388	421
September	558	491
October	624	556
November	691	568
December	772	617
January	870	849
February	951	938
March	1,066	1,053
April	1,158	1,095
May	1,158	1,095
June	1,158	1,095

QUALITY

	Quantity	Base Number	Contract	AT	Region	England
% of FP17s for the same patient ID Re-attending within 3 months - Children	51	615	8.3%	11.1%	11.5%	11.8%
% of FP17s for the same patient ID Re-attending within 3 months - Adults	8	147	5.4%	14.7%	15.2%	15.7%
% of FP17s for the same patient ID Re-attending between 3 & 9 months - Children	400	615	65.0%	58.0%	60.2%	58.9%
% of FP17s for the same patient ID Re-attending between 3 & 9 months - Adults	86	147	58.5%	48.6%	51.8%	50.8%
% of FP17s for Band 1 Urgent Courses	26	734	3.5%	8.7%	8.1%	9.1%
% of FP17s Relating to Free Repair or Replacements	0	734	0.0%	0.7%	0.8%	0.8%
% of FP17s Relating to Continuations	10	734	1.4%	0.8%	0.9%	0.9%
% of Patients satisfied with the dentistry they have received	0	0	N/A	94.2%	92.7%	92.5%
% of Patients satisfied with the time they had to wait for an appointment	0	0	N/A	85.1%	87.4%	87.0%

* This is based on patients treated on this contract for their most recent course of treatment.

Figures in italics indicate the base number of FP17s or Patient Questionnaire responses are less than 100. N/A is shown where the base number of responses is less than 10 during the period. % is calculated as Quantity/Base number*100

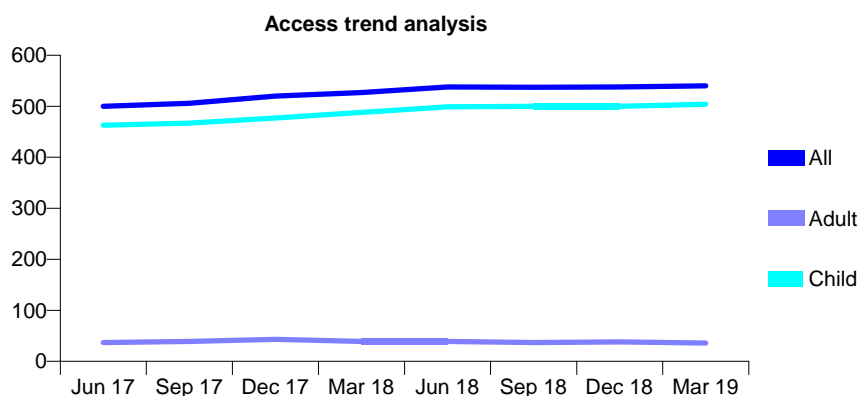
Q58 - Vital Signs At a Glance Contract Report for 118982/0001 - Year end March 2019

Name or company name	St Peter's Lodge Dental Practice
Contract type name	GDS Contract
Purpose of contract	General
Contract start date	01/08/2010
Contract end date	

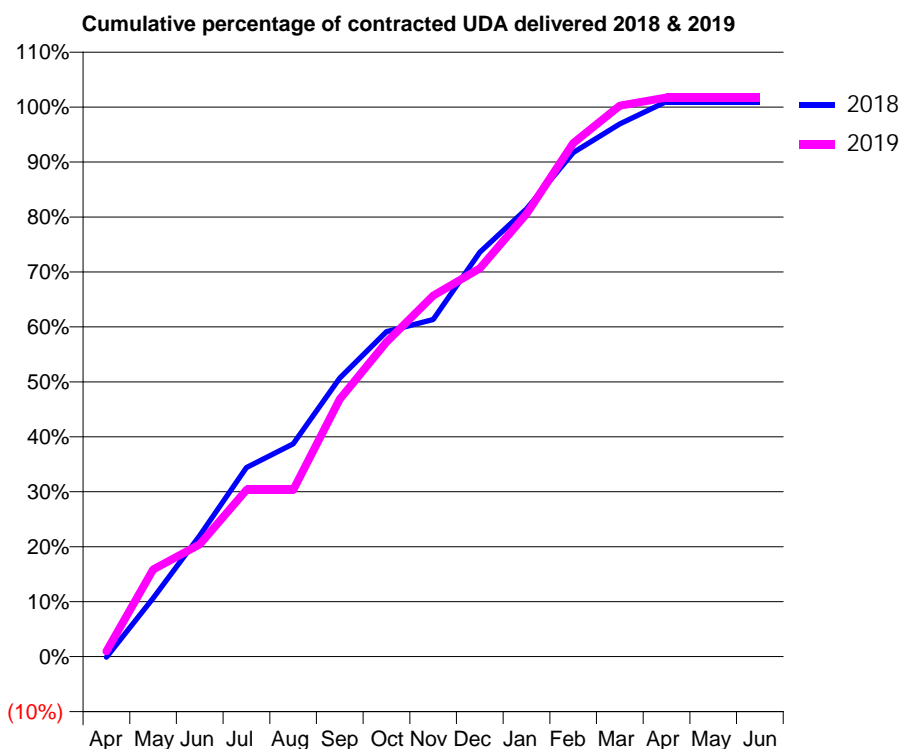
18/19 Contracted general activity (UDA)	810
Carry forward general activity (UDA)	-8
18/19 Contracted orthodontic activity (UOA)	0
Carry forward orthodontic activity (UOA)	0
Baseline contract value	£18,153.82

ACCESS*

Patients seen in 24 months	Total	Change since previous quarter
Quarter ending March 2018	527	
Quarter ending June 2018	538	↑
Quarter ending September 2018	537	→
Quarter ending December 2018	538	→
Quarter ending March 2019	540	→
Variance since March 2018	2.5%	↑



ACTIVITY



Month	Adjusted Scheduled Activity (UDA)	
	2018	2019
April	-1	8
May	86	128
June	179	165
July	279	246
August	314	246
September	411	379
October	479	464
November	497	532
December	596	572
January	660	652
February	743	757
March	785	812
April	818	824
May	818	824
June	818	824

QUALITY

	Quantity	Base Number	Contract	AT	Region	England
% of FP17s for the same patient ID Re-attending within 3 months - Children	16	718	2.2%	11.1%	11.5%	11.8%
% of FP17s for the same patient ID Re-attending within 3 months - Adults	0	18	0.0%	14.7%	15.2%	15.7%
% of FP17s for the same patient ID Re-attending between 3 & 9 months - Children	450	718	62.7%	58.0%	60.2%	58.9%
% of FP17s for the same patient ID Re-attending between 3 & 9 months - Adults	9	18	50.0%	48.6%	51.8%	50.8%
% of FP17s for Band 1 Urgent Courses	15	720	2.1%	8.7%	8.1%	9.1%
% of FP17s Relating to Free Repair or Replacements	0	720	0.0%	0.7%	0.8%	0.8%
% of FP17s Relating to Continuations	0	720	0.0%	0.8%	0.9%	0.9%
% of Patients satisfied with the dentistry they have received	1	1	N/A	94.2%	92.7%	92.5%
% of Patients satisfied with the time they had to wait for an appointment	1	1	N/A	85.1%	87.4%	87.0%

* This is based on patients treated on this contract for their most recent course of treatment. Figures in italics indicate the base number of FP17s or Patient Questionnaire responses are less than 100. N/A is shown where the base number of responses is less than 10 during the period. % is calculated as Quantity/Base number*100

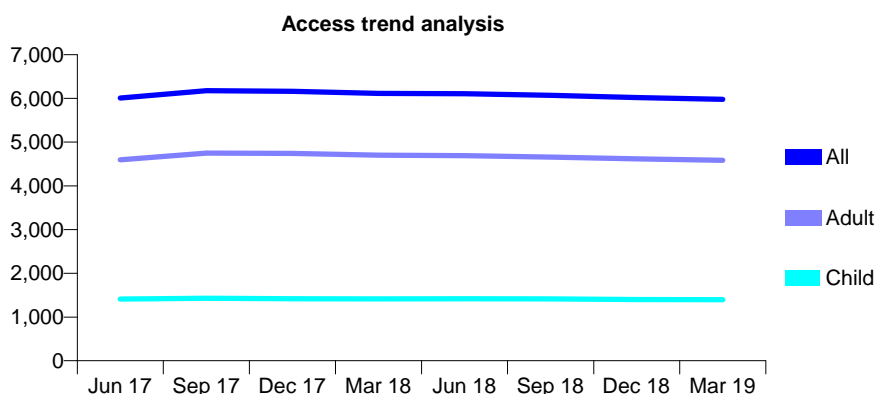
Q58 - Vital Signs At a Glance Contract Report for 120480/0001 - Year end March 2019

Name or company name	Park View Dental Care
Contract type name	GDS Contract
Purpose of contract	General
Contract start date	01/08/2015
Contract end date	

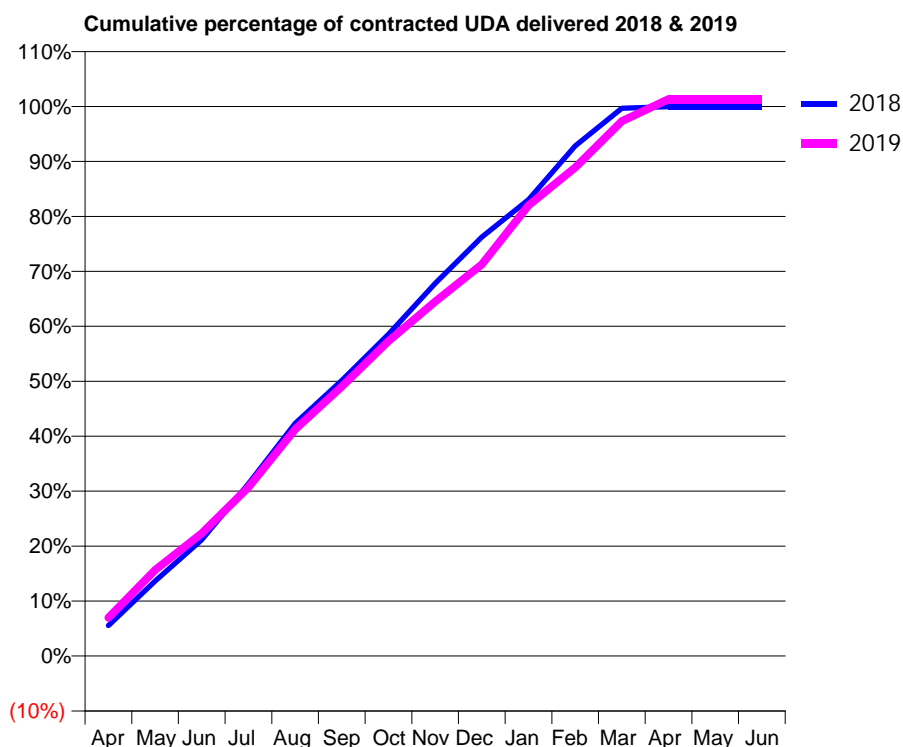
18/19 Contracted general activity (UDA)	19,576
Carry forward general activity (UDA)	5
18/19 Contracted orthodontic activity (UOA)	0
Carry forward orthodontic activity (UOA)	0
Baseline contract value	£514,445.75

ACCESS*

Patients seen in 24 months	Total	Change since previous quarter
Quarter ending March 2018	6,115	
Quarter ending June 2018	6,107	→
Quarter ending September 2018	6,071	→
Quarter ending December 2018	6,018	→
Quarter ending March 2019	5,981	→
Variance since March 2018	(2.2%)	↓



ACTIVITY



Month	Adjusted Scheduled Activity (UDA)	
	2018	2019
April	1,087	1,367
May	2,674	3,068
June	4,141	4,373
July	6,138	6,012
August	8,289	8,071
September	9,818	9,598
October	11,460	11,220
November	13,277	12,627
December	14,925	13,951
January	16,253	16,048
February	18,171	17,403
March	19,514	19,052
April	19,569	19,835
May	19,570	19,835
June	19,571	19,835

QUALITY

	Quantity	Base Number	Contract	AT	Region	England
% of FP17s for the same patient ID Re-attending within 3 months - Children	141	2,065	6.8%	11.1%	11.5%	11.8%
% of FP17s for the same patient ID Re-attending within 3 months - Adults	998	6,189	16.1%	14.7%	15.2%	15.7%
% of FP17s for the same patient ID Re-attending between 3 & 9 months - Children	1,194	2,065	57.8%	58.0%	60.2%	58.9%
% of FP17s for the same patient ID Re-attending between 3 & 9 months - Adults	3,114	6,189	50.3%	48.6%	51.8%	50.8%
% of FP17s for Band 1 Urgent Courses	1,006	8,564	11.7%	8.7%	8.1%	9.1%
% of FP17s Relating to Free Repair or Replacements	76	8,564	0.9%	0.7%	0.8%	0.8%
% of FP17s Relating to Continuations	95	8,564	1.1%	0.8%	0.9%	0.9%
% of Patients satisfied with the dentistry they have received	6	6	N/A	94.2%	92.7%	92.5%
% of Patients satisfied with the time they had to wait for an appointment	3	6	N/A	85.1%	87.4%	87.0%

* This is based on patients treated on this contract for their most recent course of treatment. Figures in italics indicate the base number of FP17s or Patient Questionnaire responses are less than 100. N/A is shown where the base number of responses is less than 10 during the period. % is calculated as Quantity/Base number*100

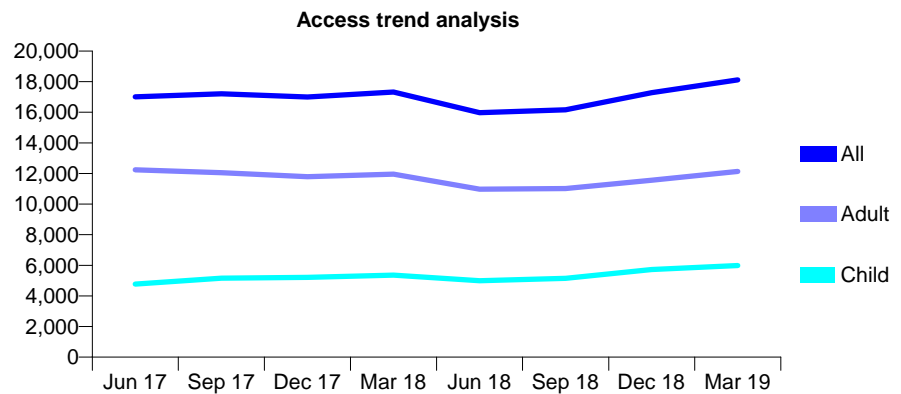
Q58 - Vital Signs At a Glance Contract Report for 121096/0001 - Year end March 2019

Name or company name	Luton Centre Limited
Contract type name	GDS Contract
Purpose of contract	General
Contract start date	01/12/2007
Contract end date	

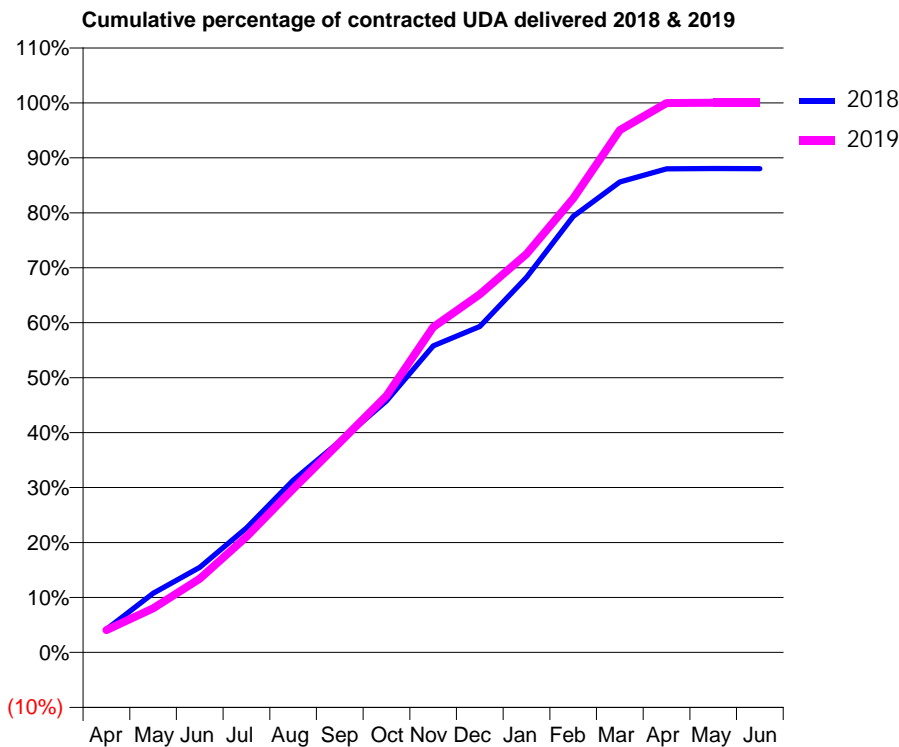
18/19 Contracted general activity (UDA)	47,677
Carry forward general activity (UDA)	0
18/19 Contracted orthodontic activity (UOA)	0
Carry forward orthodontic activity (UOA)	0
Baseline contract value	£1,382,076.98

ACCESS*

Patients seen in 24 months	Total	Change since previous quarter
Quarter ending March 2018	17,322	
Quarter ending June 2018	15,978	↓
Quarter ending September 2018	16,163	→
Quarter ending December 2018	17,275	↑
Quarter ending March 2019	18,124	↑
Variance since March 2018	4.6%	↑



ACTIVITY



Month	Adjusted Scheduled Activity (UDA)	
	2018	2019
April	2,007	1,934
May	5,130	3,829
June	7,374	6,387
July	10,798	10,032
August	14,927	14,182
September	18,313	18,215
October	21,824	22,261
November	26,596	28,220
December	28,284	31,071
January	32,535	34,568
February	37,822	39,387
March	40,816	45,308
April	41,950	47,664
May	41,978	47,683
June	41,974	47,687

QUALITY

	Quantity	Base Number	Contract	AT	Region	England
% of FP17s for the same patient ID Re-attending within 3 months - Children	452	9,034	5.0%	11.1%	11.5%	11.8%
% of FP17s for the same patient ID Re-attending within 3 months - Adults	1,097	12,774	8.6%	14.7%	15.2%	15.7%
% of FP17s for the same patient ID Re-attending between 3 & 9 months - Children	4,979	9,034	55.1%	58.0%	60.2%	58.9%
% of FP17s for the same patient ID Re-attending between 3 & 9 months - Adults	5,028	12,774	39.4%	48.6%	51.8%	50.8%
% of FP17s for Band 1 Urgent Courses	1,255	22,318	5.6%	8.7%	8.1%	9.1%
% of FP17s Relating to Free Repair or Replacements	138	22,318	0.6%	0.7%	0.8%	0.8%
% of FP17s Relating to Continuations	111	22,318	0.5%	0.8%	0.9%	0.9%
% of Patients satisfied with the dentistry they have received	4	4	N/A	94.2%	92.7%	92.5%
% of Patients satisfied with the time they had to wait for an appointment	3	4	N/A	85.1%	87.4%	87.0%

* This is based on patients treated on this contract for their most recent course of treatment. Figures in italics indicate the base number of FP17s or Patient Questionnaire responses are less than 100. N/A is shown where the base number of responses is less than 10 during the period. % is calculated as Quantity/Base number*100

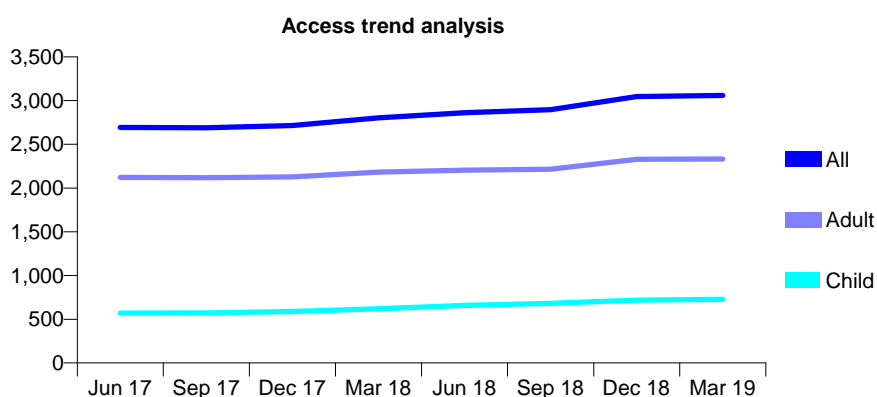
Q58 - Vital Signs At a Glance Contract Report for 121339/0001 - Year end March 2019

Name or company name	Mr and Mrs Desai
Contract type name	GDS Contract
Purpose of contract	General
Contract start date	01/02/2013
Contract end date	

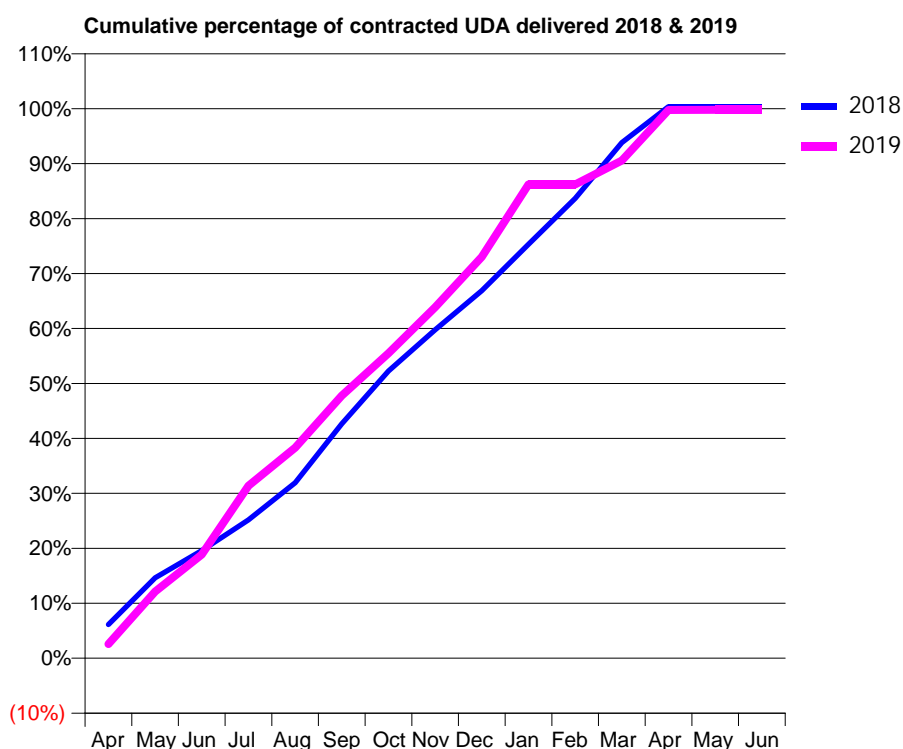
18/19 Contracted general activity (UDA)	6,300
Carry forward general activity (UDA)	-22
18/19 Contracted orthodontic activity (UOA)	0
Carry forward orthodontic activity (UOA)	0
Baseline contract value	£143,897.91

ACCESS*

Patients seen in 24 months	Total	Change since previous quarter
Quarter ending March 2018	2,803	
Quarter ending June 2018	2,862	↑
Quarter ending September 2018	2,897	→
Quarter ending December 2018	3,046	↑
Quarter ending March 2019	3,059	→
Variance since March 2018	9.1%	↑



ACTIVITY



Month	2018	2019
April	387	163
May	923	766
June	1,235	1,188
July	1,586	1,978
August	2,013	2,413
September	2,686	3,009
October	3,292	3,496
November	3,766	4,024
December	4,215	4,601
January	4,745	5,431
February	5,273	5,431
March	5,909	5,705
April	6,322	6,284
May	6,322	6,285
June	6,322	6,285

QUALITY

	Quantity	Base Number	Contract	AT	Region	England
% of FP17s for the same patient ID Re-attending within 3 months - Children	18	814	2.2%	11.1%	11.5%	11.8%
% of FP17s for the same patient ID Re-attending within 3 months - Adults	185	2,471	7.5%	14.7%	15.2%	15.7%
% of FP17s for the same patient ID Re-attending between 3 & 9 months - Children	400	814	49.1%	58.0%	60.2%	58.9%
% of FP17s for the same patient ID Re-attending between 3 & 9 months - Adults	1,128	2,471	45.6%	48.6%	51.8%	50.8%
% of FP17s for Band 1 Urgent Courses	37	3,414	1.1%	8.7%	8.1%	9.1%
% of FP17s Relating to Free Repair or Replacements	8	3,414	0.2%	0.7%	0.8%	0.8%
% of FP17s Relating to Continuations	17	3,414	0.5%	0.8%	0.9%	0.9%
% of Patients satisfied with the dentistry they have received	1	1	N/A	94.2%	92.7%	92.5%
% of Patients satisfied with the time they had to wait for an appointment	1	1	N/A	85.1%	87.4%	87.0%

* This is based on patients treated on this contract for their most recent course of treatment.

Figures in italics indicate the base number of FP17s or Patient Questionnaire responses are less than 100. N/A is shown where the base number of responses is less than 10 during the period. % is calculated as Quantity/Base number*100

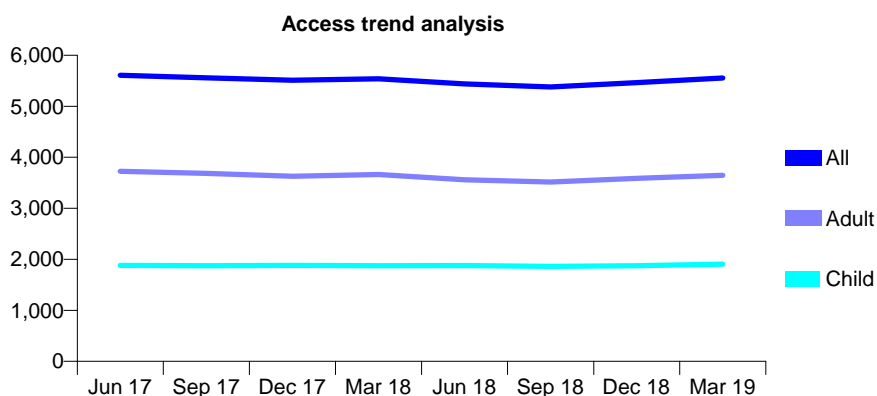
Q58 - Vital Signs At a Glance Contract Report for 122114/0001 - Year end March 2019

Name or company name	Hudson's Dental Care
Contract type name	GDS Contract
Purpose of contract	General
Contract start date	01/01/2015
Contract end date	

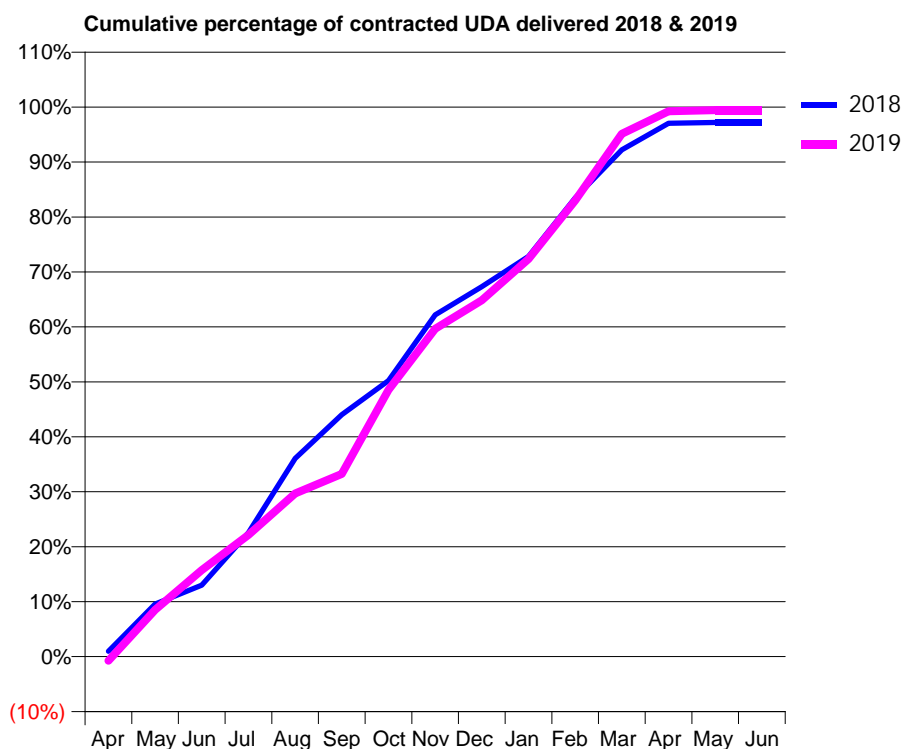
18/19 Contracted general activity (UDA)	12,720
Carry forward general activity (UDA)	354
18/19 Contracted orthodontic activity (UOA)	0
Carry forward orthodontic activity (UOA)	0
Baseline contract value	£275,341.35

ACCESS*

Patients seen in 24 months	Total	Change since previous quarter
Quarter ending March 2018	5,539	
Quarter ending June 2018	5,439	↓
Quarter ending September 2018	5,378	↓
Quarter ending December 2018	5,462	→
Quarter ending March 2019	5,553	→
Variance since March 2018	0.3%	→



ACTIVITY



Month	Adjusted Scheduled Activity (UDA)	
	2018	2019
April	126	-98
May	1,218	1,084
June	1,657	2,000
July	2,868	2,817
August	4,587	3,775
September	5,598	4,230
October	6,389	6,174
November	7,911	7,589
December	8,561	8,246
January	9,263	9,204
February	10,615	10,557
March	11,731	12,099
April	12,346	12,623
May	12,365	12,647
June	12,365	12,648

QUALITY

	Quantity	Base Number	Contract	AT	Region	England
% of FP17s for the same patient ID Re-attending within 3 months - Children	208	2,762	7.5%	11.1%	11.5%	11.8%
% of FP17s for the same patient ID Re-attending within 3 months - Adults	619	4,712	13.1%	14.7%	15.2%	15.7%
% of FP17s for the same patient ID Re-attending between 3 & 9 months - Children	1,470	2,762	53.2%	58.0%	60.2%	58.9%
% of FP17s for the same patient ID Re-attending between 3 & 9 months - Adults	2,216	4,712	47.0%	48.6%	51.8%	50.8%
% of FP17s for Band 1 Urgent Courses	665	7,427	9.0%	8.7%	8.1%	9.1%
% of FP17s Relating to Free Repair or Replacements	38	7,427	0.5%	0.7%	0.8%	0.8%
% of FP17s Relating to Continuations	71	7,427	1.0%	0.8%	0.9%	0.9%
% of Patients satisfied with the dentistry they have received	2	2	N/A	94.2%	92.7%	92.5%
% of Patients satisfied with the time they had to wait for an appointment	1	2	N/A	85.1%	87.4%	87.0%

* This is based on patients treated on this contract for their most recent course of treatment. Figures in italics indicate the base number of FP17s or Patient Questionnaire responses are less than 100. N/A is shown where the base number of responses is less than 10 during the period. % is calculated as Quantity/Base number*100

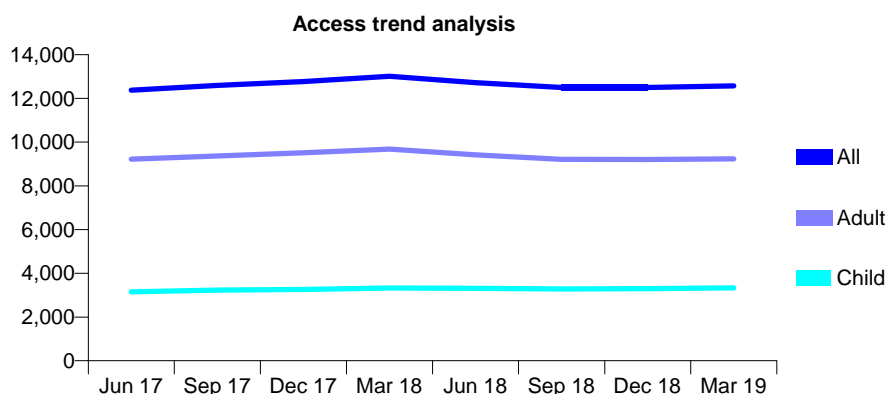
Q58 - Vital Signs At a Glance Contract Report for 122378/0001 - Year end March 2019

Name or company name	Mr A Pangotra & Dr P Taneja
Contract type name	GDS Contract
Purpose of contract	General
Contract start date	01/04/2014
Contract end date	

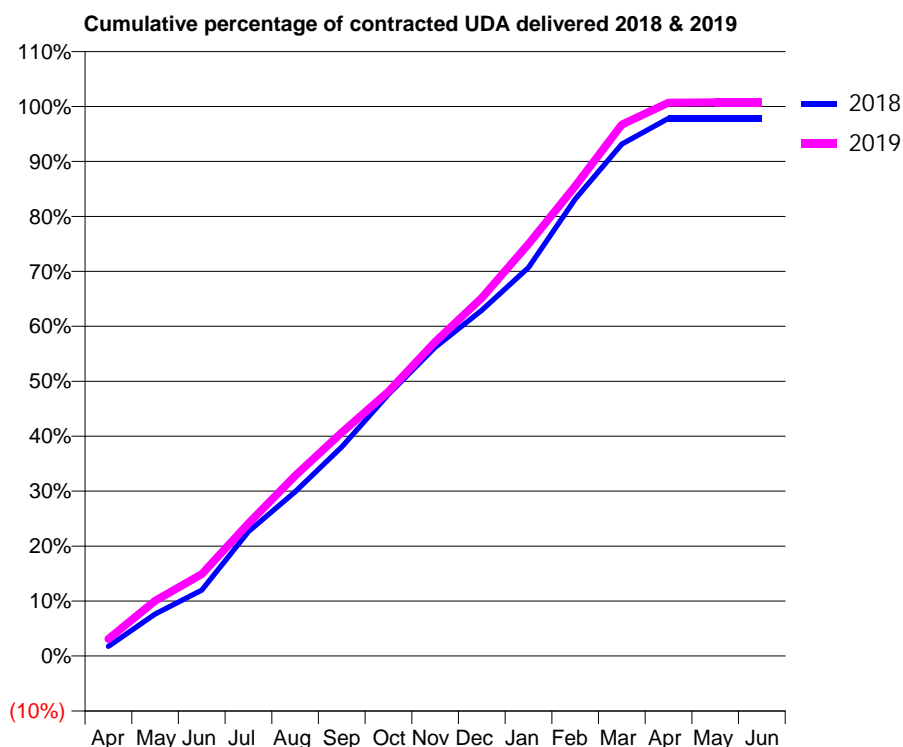
18/19 Contracted general activity (UDA)	41,404
Carry forward general activity (UDA)	898
18/19 Contracted orthodontic activity (UOA)	0
Carry forward orthodontic activity (UOA)	0
Baseline contract value	£1,147,831.70

ACCESS*

Patients seen in 24 months	Total	Change since previous quarter
Quarter ending March 2018	13,012	
Quarter ending June 2018	12,724	↓
Quarter ending September 2018	12,500	↓
Quarter ending December 2018	12,500	→
Quarter ending March 2019	12,570	→
Variance since March 2018	(3.4%)	↓



ACTIVITY



Month	Adjusted Scheduled Activity (UDA)	
	2018	2019
April	731	1,279
May	3,168	4,169
June	4,958	6,160
July	9,376	9,994
August	12,369	13,590
September	15,757	16,841
October	19,721	19,932
November	23,267	23,678
December	26,046	26,981
January	29,273	31,040
February	34,432	35,399
March	38,569	40,038
April	40,503	41,688
May	40,504	41,713
June	40,506	41,714

QUALITY

	Quantity	Base Number	Contract	AT	Region	England
% of FP17s for the same patient ID Re-attending within 3 months - Children	400	5,192	7.7%	11.1%	11.5%	11.8%
% of FP17s for the same patient ID Re-attending within 3 months - Adults	1,808	11,925	15.2%	14.7%	15.2%	15.7%
% of FP17s for the same patient ID Re-attending between 3 & 9 months - Children	3,331	5,192	64.2%	58.0%	60.2%	58.9%
% of FP17s for the same patient ID Re-attending between 3 & 9 months - Adults	6,061	11,925	50.8%	48.6%	51.8%	50.8%
% of FP17s for Band 1 Urgent Courses	2,019	17,052	11.8%	8.7%	8.1%	9.1%
% of FP17s Relating to Free Repair or Replacements	47	17,052	0.3%	0.7%	0.8%	0.8%
% of FP17s Relating to Continuations	191	17,052	1.1%	0.8%	0.9%	0.9%
% of Patients satisfied with the dentistry they have received	2	2	N/A	94.2%	92.7%	92.5%
% of Patients satisfied with the time they had to wait for an appointment	2	2	N/A	85.1%	87.4%	87.0%

* This is based on patients treated on this contract for their most recent course of treatment. Figures in italics indicate the base number of FP17s or Patient Questionnaire responses are less than 100. N/A is shown where the base number of responses is less than 10 during the period. % is calculated as Quantity/Base number*100

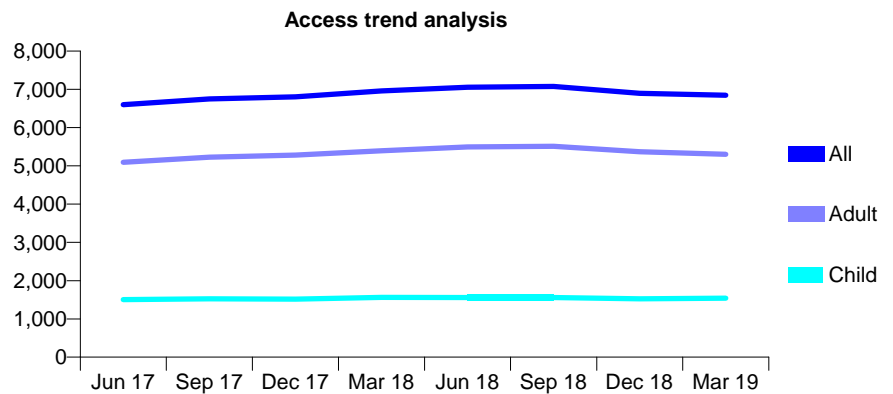
Q58 - Vital Signs At a Glance Contract Report for 124311/0001 - Year end March 2019

Name or company name	Victoria Promenade Dental Practice
Contract type name	GDS Contract
Purpose of contract	General
Contract start date	01/04/2006
Contract end date	

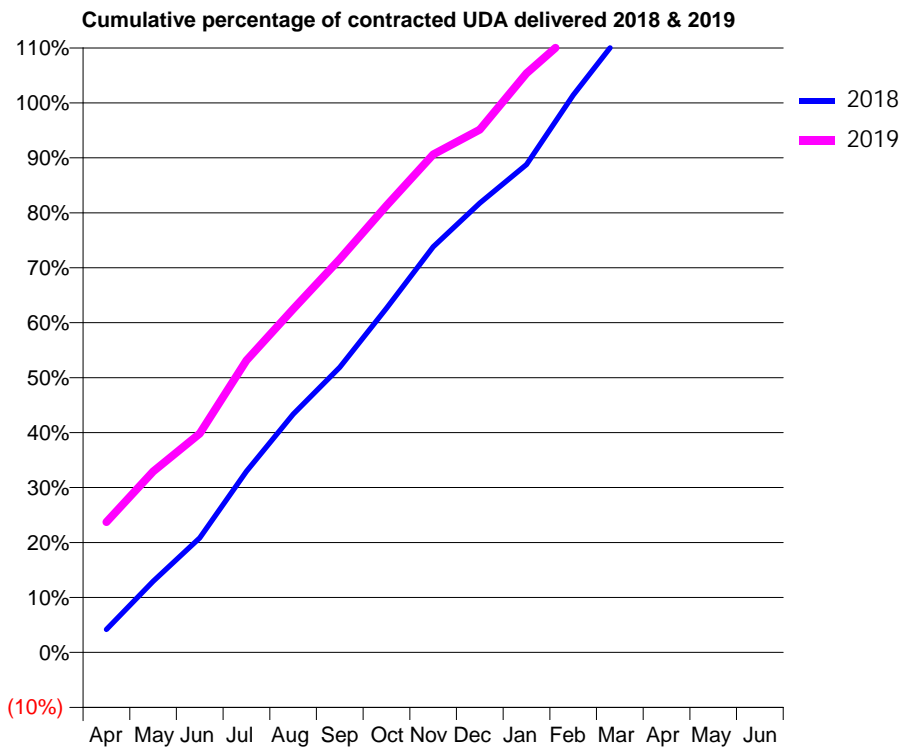
18/19 Contracted general activity (UDA)	18,742
Carry forward general activity (UDA)	-3,623
18/19 Contracted orthodontic activity (UOA)	0
Carry forward orthodontic activity (UOA)	0
Baseline contract value	£508,195.15

ACCESS*

Patients seen in 24 months	Total	Change since previous quarter
Quarter ending March 2018	6,959	
Quarter ending June 2018	7,055	→
Quarter ending September 2018	7,074	→
Quarter ending December 2018	6,896	↓
Quarter ending March 2019	6,843	→
Variance since March 2018	(1.7%)	↓



ACTIVITY



Month	Adjusted Scheduled Activity (UDA)	
	2018	2019
April	784	4,447
May	2,425	6,170
June	3,906	7,466
July	6,179	9,957
August	8,124	11,707
September	9,724	13,414
October	11,735	15,240
November	13,832	16,982
December	15,325	17,826
January	16,639	19,749
February	19,010	21,145
March	21,044	23,105
April	22,358	23,964
May	22,357	23,961
June	22,365	23,964

QUALITY

	Quantity	Base Number	Contract	AT	Region	England
% of FP17s for the same patient ID Re-attending within 3 months - Children	185	2,314	8.0%	11.1%	11.5%	11.8%
% of FP17s for the same patient ID Re-attending within 3 months - Adults	979	7,396	13.2%	14.7%	15.2%	15.7%
% of FP17s for the same patient ID Re-attending between 3 & 9 months - Children	1,536	2,314	66.4%	58.0%	60.2%	58.9%
% of FP17s for the same patient ID Re-attending between 3 & 9 months - Adults	4,368	7,396	59.1%	48.6%	51.8%	50.8%
% of FP17s for Band 1 Urgent Courses	485	8,747	5.5%	8.7%	8.1%	9.1%
% of FP17s Relating to Free Repair or Replacements	178	8,747	2.0%	0.7%	0.8%	0.8%
% of FP17s Relating to Continuations	51	8,747	0.6%	0.8%	0.9%	0.9%
% of Patients satisfied with the dentistry they have received	4	4	N/A	94.2%	92.7%	92.5%
% of Patients satisfied with the time they had to wait for an appointment	4	4	N/A	85.1%	87.4%	87.0%

* This is based on patients treated on this contract for their most recent course of treatment. Figures in italics indicate the base number of FP17s or Patient Questionnaire responses are less than 100. N/A is shown where the base number of responses is less than 10 during the period. % is calculated as Quantity/Base number*100

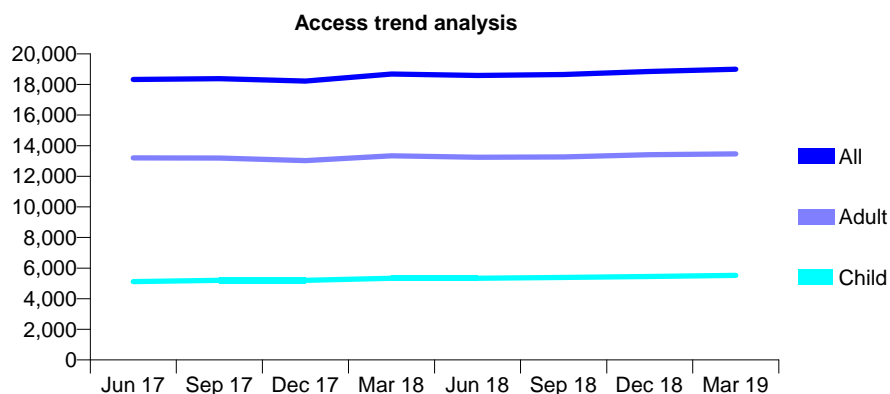
Q58 - Vital Signs At a Glance Contract Report for 126047/0001 - Year end March 2019

Name or company name	Conation Partners Ltd
Contract type name	GDS Contract
Purpose of contract	General
Contract start date	01/11/2007
Contract end date	

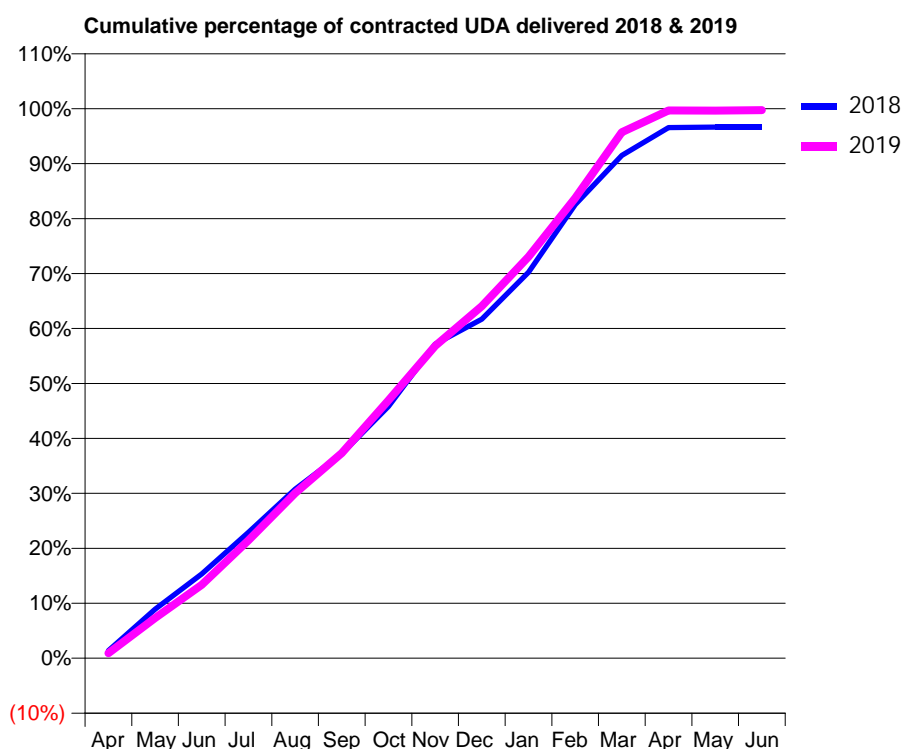
18/19 Contracted general activity (UDA)	47,407
Carry forward general activity (UDA)	1,595
18/19 Contracted orthodontic activity (UOA)	0
Carry forward orthodontic activity (UOA)	0
Baseline contract value	£1,467,120.38

ACCESS*

Patients seen in 24 months	Total	Change since previous quarter
Quarter ending March 2018	18,677	
Quarter ending June 2018	18,585	→
Quarter ending September 2018	18,655	→
Quarter ending December 2018	18,858	→
Quarter ending March 2019	18,995	→
Variance since March 2018	1.7%	→



ACTIVITY



Month	Adjusted Scheduled Activity (UDA)	
	2018	2019
April	665	445
May	4,243	3,464
June	7,270	6,337
July	10,849	10,167
August	14,594	14,234
September	17,642	17,699
October	21,720	22,250
November	27,102	26,936
December	29,246	30,369
January	33,286	34,630
February	39,133	39,692
March	43,382	45,364
April	45,774	47,249
May	45,819	47,227
June	45,811	47,273

QUALITY

	Quantity	Base Number	Contract	AT	Region	England
% of FP17s for the same patient ID Re-attending within 3 months - Children	490	8,710	5.6%	11.1%	11.5%	11.8%
% of FP17s for the same patient ID Re-attending within 3 months - Adults	1,651	16,494	10.0%	14.7%	15.2%	15.7%
% of FP17s for the same patient ID Re-attending between 3 & 9 months - Children	5,610	8,710	64.4%	58.0%	60.2%	58.9%
% of FP17s for the same patient ID Re-attending between 3 & 9 months - Adults	8,288	16,494	50.2%	48.6%	51.8%	50.8%
% of FP17s for Band 1 Urgent Courses	1,846	25,069	7.4%	8.7%	8.1%	9.1%
% of FP17s Relating to Free Repair or Replacements	128	25,069	0.5%	0.7%	0.8%	0.8%
% of FP17s Relating to Continuations	23	25,069	0.1%	0.8%	0.9%	0.9%
% of Patients satisfied with the dentistry they have received	3	4	N/A	94.2%	92.7%	92.5%
% of Patients satisfied with the time they had to wait for an appointment	3	4	N/A	85.1%	87.4%	87.0%

* This is based on patients treated on this contract for their most recent course of treatment.

Figures in italics indicate the base number of FP17s or Patient Questionnaire responses are less than 100. N/A is shown where the base number of responses is less than 10 during the period. % is calculated as Quantity/Base number*100

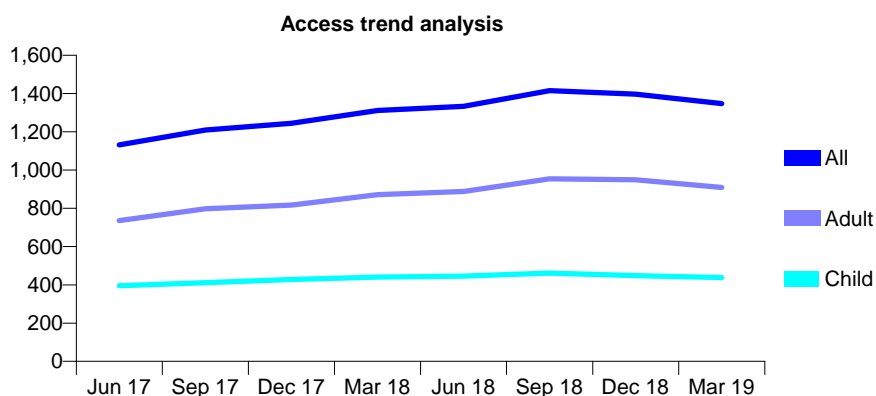
Q58 - Vital Signs At a Glance Contract Report for 127140/0001 - Year end March 2019

Name or company name	Saving Smiles Rushden
Contract type name	GDS Contract
Purpose of contract	General
Contract start date	01/11/2015
Contract end date	

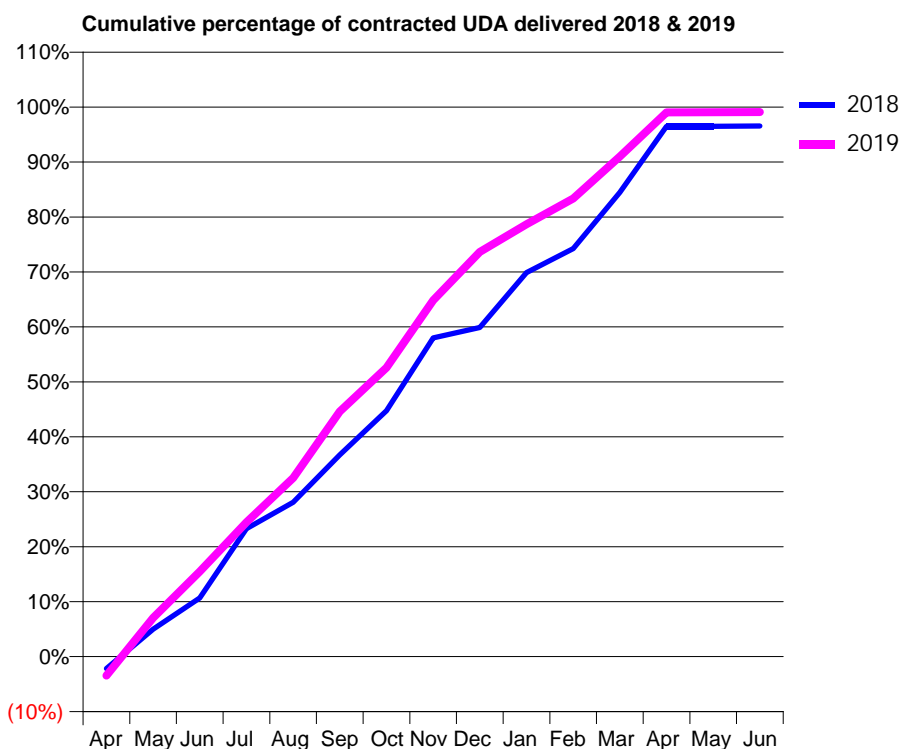
18/19 Contracted general activity (UDA)	3,550
Carry forward general activity (UDA)	123
18/19 Contracted orthodontic activity (UOA)	0
Carry forward orthodontic activity (UOA)	0
Baseline contract value	£92,169.38

ACCESS*

Patients seen in 24 months	Total	Change since previous quarter
Quarter ending March 2018	1,311	
Quarter ending June 2018	1,333	→
Quarter ending September 2018	1,415	↑
Quarter ending December 2018	1,397	↓
Quarter ending March 2019	1,347	↓
Variance since March 2018	2.7%	↑



ACTIVITY



Month	Adjusted Scheduled Activity (UDA)	
	2018	2019
April	-78	-123
May	178	251
June	378	549
July	827	868
August	997	1,155
September	1,303	1,583
October	1,588	1,866
November	2,060	2,301
December	2,127	2,614
January	2,481	2,793
February	2,636	2,960
March	2,998	3,230
April	3,426	3,516
May	3,426	3,517
June	3,427	3,518

QUALITY

	Quantity	Base Number	Contract	AT	Region	England
% of FP17s for the same patient ID Re-attending within 3 months - Children	79	792	10.0%	11.1%	11.5%	11.8%
% of FP17s for the same patient ID Re-attending within 3 months - Adults	178	1,352	13.2%	14.7%	15.2%	15.7%
% of FP17s for the same patient ID Re-attending between 3 & 9 months - Children	556	792	70.2%	58.0%	60.2%	58.9%
% of FP17s for the same patient ID Re-attending between 3 & 9 months - Adults	807	1,352	59.7%	48.6%	51.8%	50.8%
% of FP17s for Band 1 Urgent Courses	163	2,108	7.7%	8.7%	8.1%	9.1%
% of FP17s Relating to Free Repair or Replacements	2	2,108	0.1%	0.7%	0.8%	0.8%
% of FP17s Relating to Continuations	7	2,108	0.3%	0.8%	0.9%	0.9%
% of Patients satisfied with the dentistry they have received	0	0	N/A	94.2%	92.7%	92.5%
% of Patients satisfied with the time they had to wait for an appointment	0	0	N/A	85.1%	87.4%	87.0%

* This is based on patients treated on this contract for their most recent course of treatment. Figures in italics indicate the base number of FP17s or Patient Questionnaire responses are less than 100. N/A is shown where the base number of responses is less than 10 during the period. % is calculated as Quantity/Base number*100

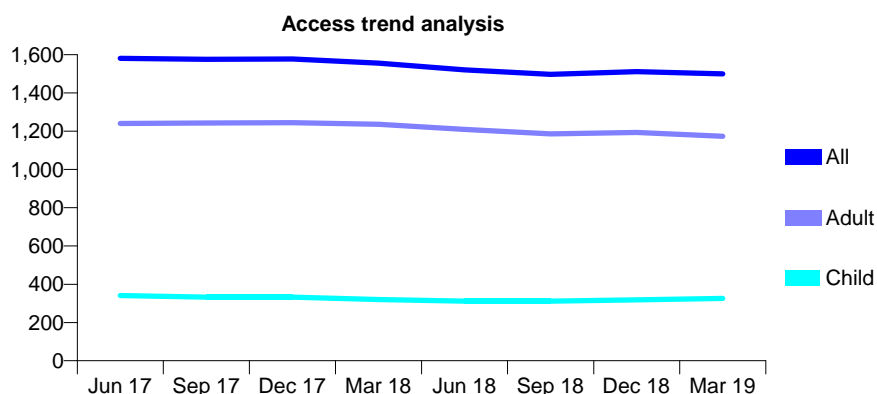
Q58 - Vital Signs At a Glance Contract Report for 127914/0001 - Year end March 2019

Name or company name	Mr L Khiroya & Mr R Khiroya
Contract type name	GDS Contract
Purpose of contract	General
Contract start date	01/01/2012
Contract end date	

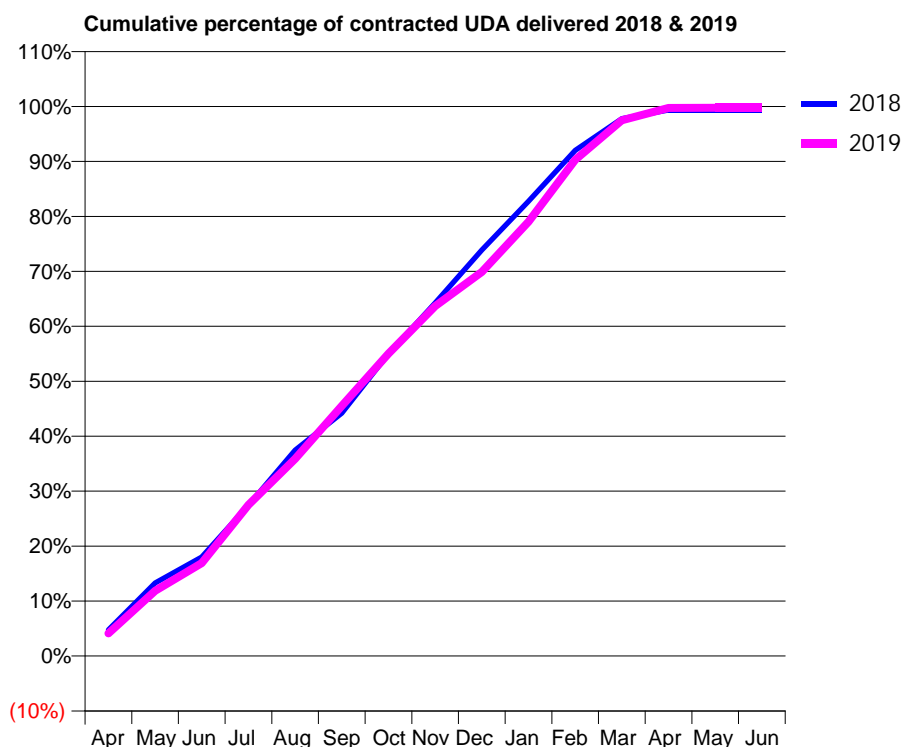
18/19 Contracted general activity (UDA)	2,841
Carry forward general activity (UDA)	19
18/19 Contracted orthodontic activity (UOA)	0
Carry forward orthodontic activity (UOA)	0
Baseline contract value	£77,440.81

ACCESS*

Patients seen in 24 months	Total	Change since previous quarter
Quarter ending March 2018	1,556	
Quarter ending June 2018	1,520	↓
Quarter ending September 2018	1,497	↓
Quarter ending December 2018	1,511	→
Quarter ending March 2019	1,500	→
Variance since March 2018	(3.6%)	↓



ACTIVITY



Month	Adjusted Scheduled Activity (UDA)	
	2018	2019
April	136	117
May	378	338
June	512	480
July	780	782
August	1,065	1,020
September	1,256	1,293
October	1,563	1,564
November	1,826	1,809
December	2,099	1,985
January	2,351	2,245
February	2,614	2,565
March	2,778	2,770
April	2,822	2,833
May	2,822	2,834
June	2,822	2,834

QUALITY

	Quantity	Base Number	Contract	AT	Region	England
% of FP17s for the same patient ID Re-attending within 3 months - Children	7	352	2.0%	11.1%	11.5%	11.8%
% of FP17s for the same patient ID Re-attending within 3 months - Adults	75	1,125	6.7%	14.7%	15.2%	15.7%
% of FP17s for the same patient ID Re-attending between 3 & 9 months - Children	119	352	33.8%	58.0%	60.2%	58.9%
% of FP17s for the same patient ID Re-attending between 3 & 9 months - Adults	364	1,125	32.4%	48.6%	51.8%	50.8%
% of FP17s for Band 1 Urgent Courses	81	1,476	5.5%	8.7%	8.1%	9.1%
% of FP17s Relating to Free Repair or Replacements	0	1,476	0.0%	0.7%	0.8%	0.8%
% of FP17s Relating to Continuations	0	1,476	0.0%	0.8%	0.9%	0.9%
% of Patients satisfied with the dentistry they have received	2	3	N/A	94.2%	92.7%	92.5%
% of Patients satisfied with the time they had to wait for an appointment	3	3	N/A	85.1%	87.4%	87.0%

* This is based on patients treated on this contract for their most recent course of treatment. Figures in italics indicate the base number of FP17s or Patient Questionnaire responses are less than 100. N/A is shown where the base number of responses is less than 10 during the period. % is calculated as Quantity/Base number*100

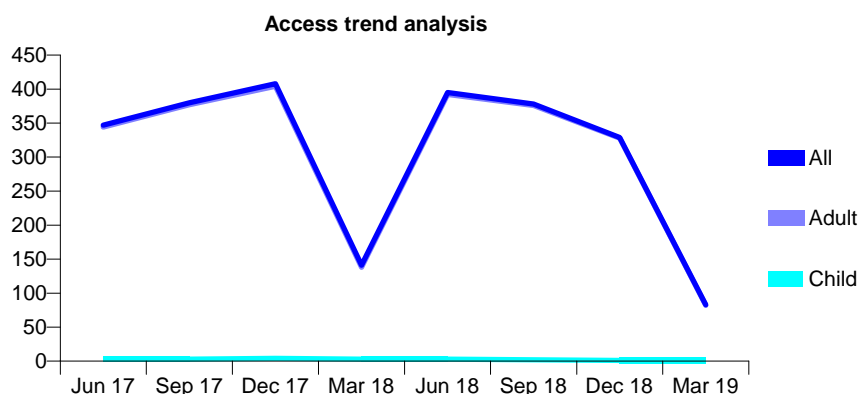
Q58 - Vital Signs At a Glance Contract Report for 128775/0001 - Year end March 2019

Name or company name	MOS Hertfordshire LTD
Contract type name	PDS Contract
Purpose of contract	General
Contract start date	01/11/2012
Contract end date	31/03/2020

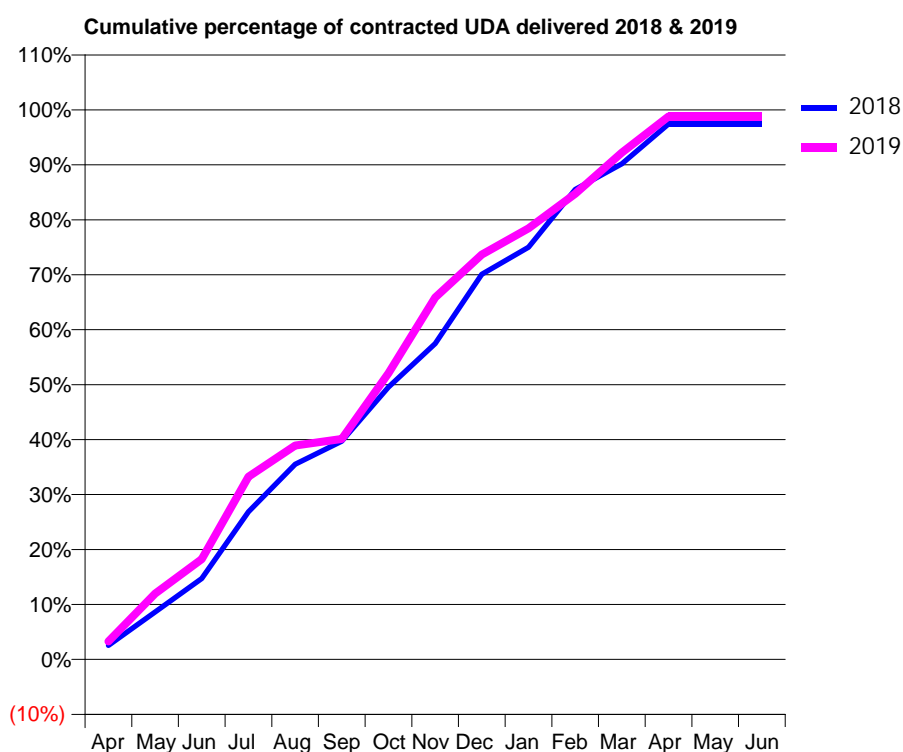
18/19 Contracted general activity (UDA)	1,002
Carry forward general activity (UDA)	0
18/19 Contracted orthodontic activity (UOA)	0
Carry forward orthodontic activity (UOA)	0
Baseline contract value	£66,801.04

ACCESS*

Patients seen in 24 months	Total	Change since previous quarter
Quarter ending March 2018	141	
Quarter ending June 2018	395	↑
Quarter ending September 2018	378	↓
Quarter ending December 2018	329	↓
Quarter ending March 2019	83	↓
Variance since March 2018	(41.1%)	↓



ACTIVITY



Month	Adjusted Scheduled Activity (UDA)	
	2018	2019
April	33	33
May	111	120
June	189	183
July	345	333
August	456	390
September	510	402
October	636	522
November	738	660
December	900	738
January	963	786
February	1,098	849
March	1,158	924
April	1,251	990
May	1,251	990
June	1,251	990

QUALITY

	Quantity	Base Number	Contract	AT	Region	England
% of FP17s for the same patient ID Re-attending within 3 months - Children	0	0	N/A	11.1%	11.5%	11.8%
% of FP17s for the same patient ID Re-attending within 3 months - Adults	3	339	0.9%	14.7%	15.2%	15.7%
% of FP17s for the same patient ID Re-attending between 3 & 9 months - Children	0	0	N/A	58.0%	60.2%	58.9%
% of FP17s for the same patient ID Re-attending between 3 & 9 months - Adults	1	339	0.3%	48.6%	51.8%	50.8%
% of FP17s for Band 1 Urgent Courses	0	331	0.0%	8.7%	8.1%	9.1%
% of FP17s Relating to Free Repair or Replacements	0	331	0.0%	0.7%	0.8%	0.8%
% of FP17s Relating to Continuations	0	331	0.0%	0.8%	0.9%	0.9%
% of Patients satisfied with the dentistry they have received	0	0	N/A	94.2%	92.7%	92.5%
% of Patients satisfied with the time they had to wait for an appointment	0	0	N/A	85.1%	87.4%	87.0%

* This is based on patients treated on this contract for their most recent course of treatment. Figures in italics indicate the base number of FP17s or Patient Questionnaire responses are less than 100. N/A is shown where the base number of responses is less than 10 during the period. % is calculated as Quantity/Base number*100

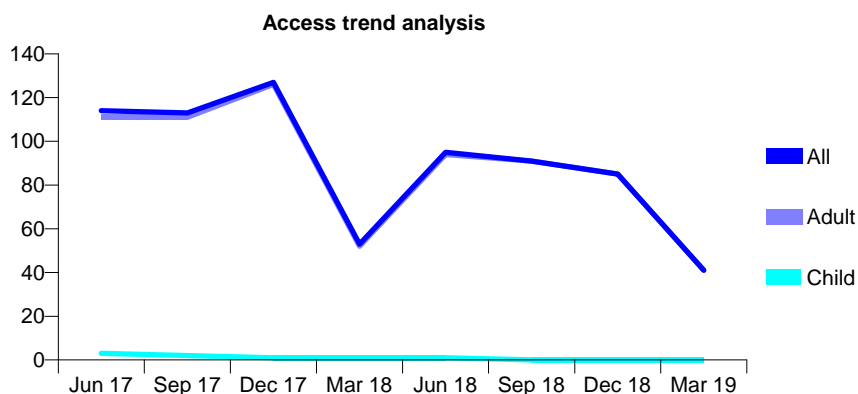
Q58 - Vital Signs At a Glance Contract Report for 128775/0002 - Year end March 2019

Name or company name	MOS Hertfordshire LTD
Contract type name	PDS Contract
Purpose of contract	General
Contract start date	01/11/2012
Contract end date	31/03/2020

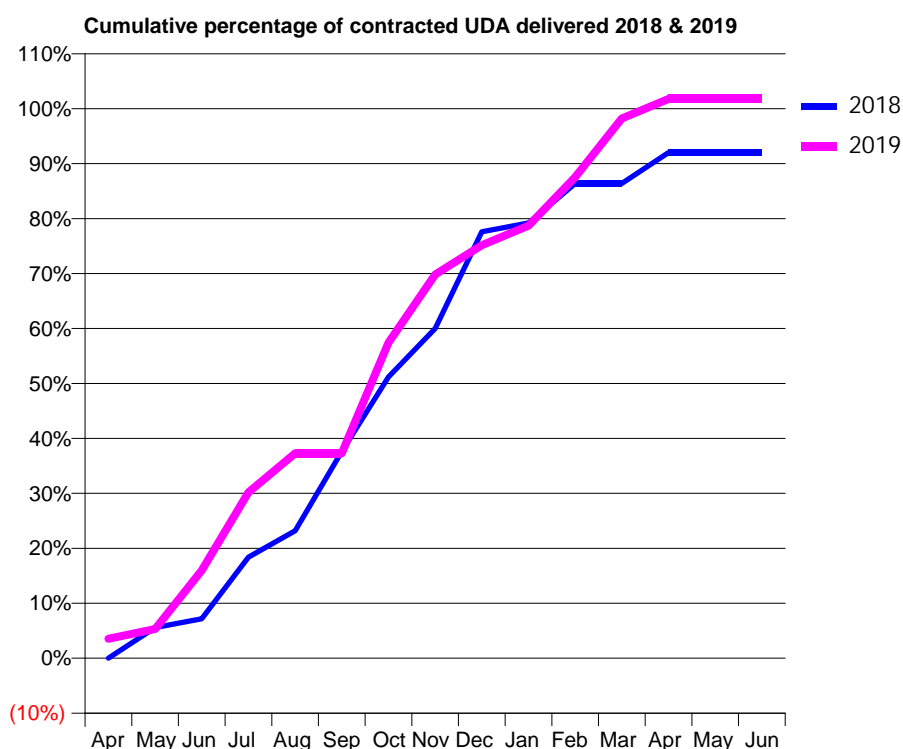
18/19 Contracted general activity (UDA)	169
Carry forward general activity (UDA)	0
18/19 Contracted orthodontic activity (UOA)	0
Carry forward orthodontic activity (UOA)	0
Baseline contract value	£11,267.71

ACCESS*

Patients seen in 24 months	Total	Change since previous quarter
Quarter ending March 2018	53	
Quarter ending June 2018	95	↑
Quarter ending September 2018	91	↓
Quarter ending December 2018	85	↓
Quarter ending March 2019	41	↓
Variance since March 2018	(22.6%)	↓



ACTIVITY



Month	Adjusted Scheduled Activity (UDA)	
	2018	2019
April	0	6
May	21	9
June	27	27
July	69	51
August	87	63
September	141	63
October	192	97
November	225	118
December	291	127
January	297	133
February	324	148
March	324	166
April	345	172
May	345	172
June	345	172

QUALITY

	Quantity	Base Number	Contract	AT	Region	England
% of FP17s for the same patient ID Re-attending within 3 months - Children	0	0	N/A	11.1%	11.5%	11.8%
% of FP17s for the same patient ID Re-attending within 3 months - Adults	2	64	3.1%	14.7%	15.2%	15.7%
% of FP17s for the same patient ID Re-attending between 3 & 9 months - Children	0	0	N/A	58.0%	60.2%	58.9%
% of FP17s for the same patient ID Re-attending between 3 & 9 months - Adults	0	64	0.0%	48.6%	51.8%	50.8%
% of FP17s for Band 1 Urgent Courses	0	59	0.0%	8.7%	8.1%	9.1%
% of FP17s Relating to Free Repair or Replacements	0	59	0.0%	0.7%	0.8%	0.8%
% of FP17s Relating to Continuations	0	59	0.0%	0.8%	0.9%	0.9%
% of Patients satisfied with the dentistry they have received	0	0	N/A	94.2%	92.7%	92.5%
% of Patients satisfied with the time they had to wait for an appointment	0	0	N/A	85.1%	87.4%	87.0%

* This is based on patients treated on this contract for their most recent course of treatment.

Figures in italics indicate the base number of FP17s or Patient Questionnaire responses are less than 100. N/A is shown where the base number of responses is less than 10 during the period. % is calculated as Quantity/Base number*100

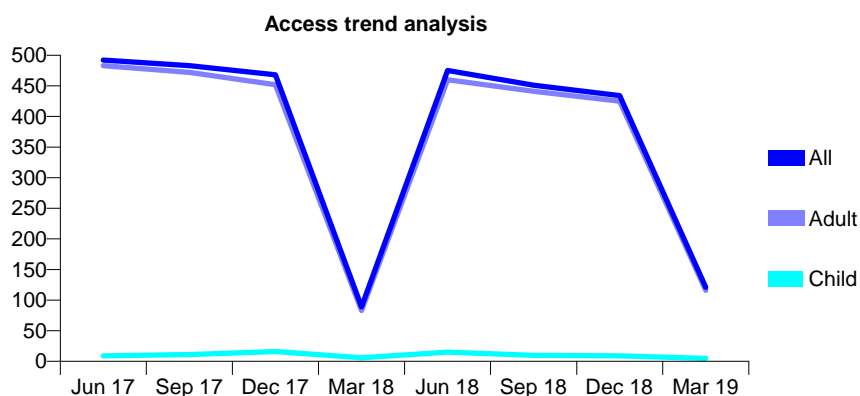
Q58 - Vital Signs At a Glance Contract Report for 128775/0003 - Year end March 2019

Name or company name	MOS Hertfordshire LTD
Contract type name	PDS Contract
Purpose of contract	General
Contract start date	01/11/2012
Contract end date	31/03/2020

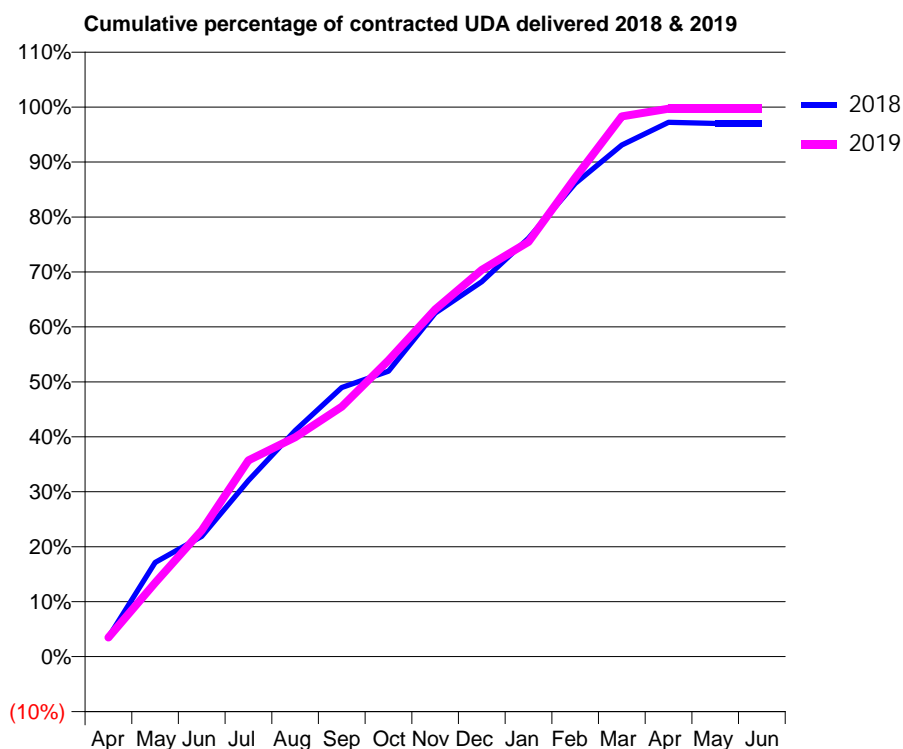
18/19 Contracted general activity (UDA)	1,293
Carry forward general activity (UDA)	0
18/19 Contracted orthodontic activity (UOA)	0
Carry forward orthodontic activity (UOA)	0
Baseline contract value	£86,201.05

ACCESS*

Patients seen in 24 months	Total	Change since previous quarter
Quarter ending March 2018	89	
Quarter ending June 2018	475	↑
Quarter ending September 2018	451	↓
Quarter ending December 2018	434	↓
Quarter ending March 2019	121	↓
Variance since March 2018	36.0%	↑



ACTIVITY



Month	Adjusted Scheduled Activity (UDA)	
	2018	2019
April	54	45
May	260	174
June	332	297
July	486	462
August	624	516
September	743	588
October	788	697
November	948	817
December	1,035	910
January	1,155	976
February	1,306	1,127
March	1,412	1,271
April	1,475	1,289
May	1,472	1,289
June	1,472	1,289

QUALITY

	Quantity	Base Number	Contract	AT	Region	England
% of FP17s for the same patient ID Re-attending within 3 months - Children	0	11	0.0%	11.1%	11.5%	11.8%
% of FP17s for the same patient ID Re-attending within 3 months - Adults	2	436	0.5%	14.7%	15.2%	15.7%
% of FP17s for the same patient ID Re-attending between 3 & 9 months - Children	0	11	0.0%	58.0%	60.2%	58.9%
% of FP17s for the same patient ID Re-attending between 3 & 9 months - Adults	2	436	0.5%	48.6%	51.8%	50.8%
% of FP17s for Band 1 Urgent Courses	0	432	0.0%	8.7%	8.1%	9.1%
% of FP17s Relating to Free Repair or Replacements	0	432	0.0%	0.7%	0.8%	0.8%
% of FP17s Relating to Continuations	0	432	0.0%	0.8%	0.9%	0.9%
% of Patients satisfied with the dentistry they have received	0	0	N/A	94.2%	92.7%	92.5%
% of Patients satisfied with the time they had to wait for an appointment	0	0	N/A	85.1%	87.4%	87.0%

* This is based on patients treated on this contract for their most recent course of treatment. Figures in italics indicate the base number of FP17s or Patient Questionnaire responses are less than 100. N/A is shown where the base number of responses is less than 10 during the period. % is calculated as Quantity/Base number*100

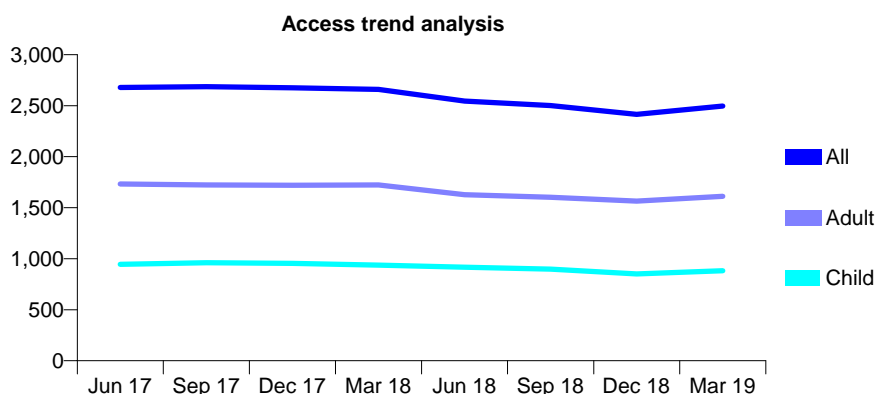
Q58 - Vital Signs At a Glance Contract Report for 129151/0002 - Year end March 2019

Name or company name	Bargain Dentist.Com Limited
Contract type name	GDS Contract
Purpose of contract	General
Contract start date	01/04/2009
Contract end date	

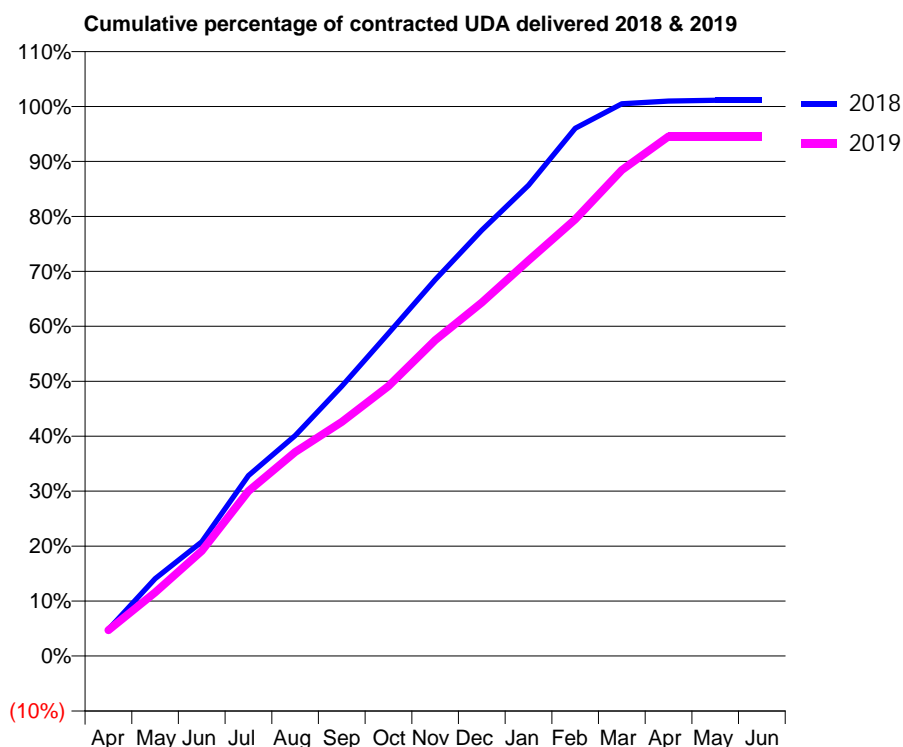
18/19 Contracted general activity (UDA)	7,808
Carry forward general activity (UDA)	-88
18/19 Contracted orthodontic activity (UOA)	0
Carry forward orthodontic activity (UOA)	0
Baseline contract value	£236,673.85

ACCESS*

Patients seen in 24 months	Total	Change since previous quarter
Quarter ending March 2018	2,659	
Quarter ending June 2018	2,544	↓
Quarter ending September 2018	2,501	↓
Quarter ending December 2018	2,415	↓
Quarter ending March 2019	2,496	↑
Variance since March 2018	(6.1%)	↓



ACTIVITY



Month	Adjusted Scheduled Activity (UDA)	
	2018	2019
April	381	366
May	1,100	905
June	1,624	1,494
July	2,565	2,343
August	3,132	2,899
September	3,832	3,327
October	4,586	3,836
November	5,345	4,488
December	6,048	5,023
January	6,689	5,620
February	7,499	6,205
March	7,844	6,906
April	7,884	7,381
May	7,896	7,384
June	7,896	7,384

QUALITY

	Quantity	Base Number	Contract	AT	Region	England
% of FP17s for the same patient ID Re-attending within 3 months - Children	51	1,380	3.7%	11.1%	11.5%	11.8%
% of FP17s for the same patient ID Re-attending within 3 months - Adults	150	1,471	10.2%	14.7%	15.2%	15.7%
% of FP17s for the same patient ID Re-attending between 3 & 9 months - Children	837	1,380	60.7%	58.0%	60.2%	58.9%
% of FP17s for the same patient ID Re-attending between 3 & 9 months - Adults	484	1,471	32.9%	48.6%	51.8%	50.8%
% of FP17s for Band 1 Urgent Courses	149	2,993	5.0%	8.7%	8.1%	9.1%
% of FP17s Relating to Free Repair or Replacements	16	2,993	0.5%	0.7%	0.8%	0.8%
% of FP17s Relating to Continuations	42	2,993	1.4%	0.8%	0.9%	0.9%
% of Patients satisfied with the dentistry they have received	1	2	N/A	94.2%	92.7%	92.5%
% of Patients satisfied with the time they had to wait for an appointment	1	2	N/A	85.1%	87.4%	87.0%

* This is based on patients treated on this contract for their most recent course of treatment. Figures in italics indicate the base number of FP17s or Patient Questionnaire responses are less than 100. N/A is shown where the base number of responses is less than 10 during the period. % is calculated as Quantity/Base number*100

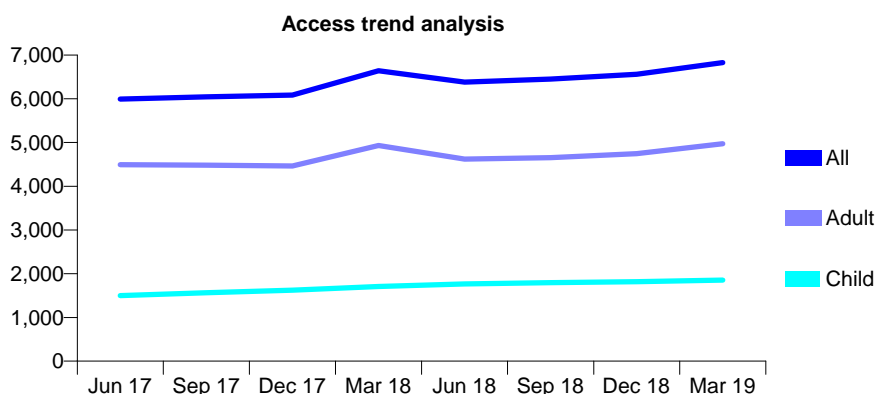
Q58 - Vital Signs At a Glance Contract Report for 129755/0003 - Year end March 2019

Name or company name	Experdental Limited
Contract type name	GDS Contract
Purpose of contract	General
Contract start date	01/04/2015
Contract end date	

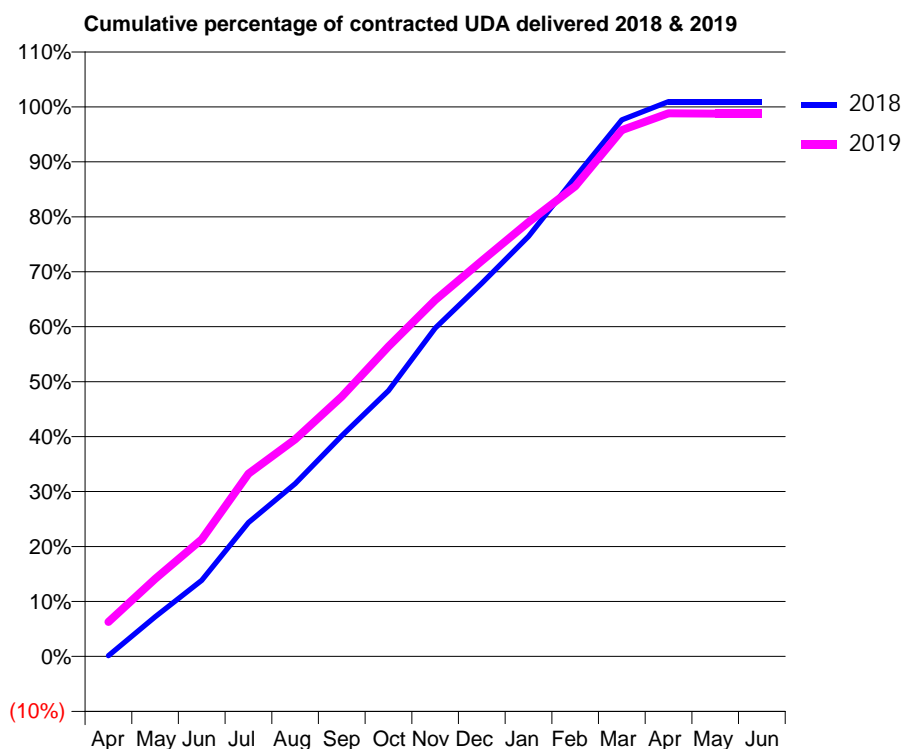
18/19 Contracted general activity (UDA)	25,000
Carry forward general activity (UDA)	-232
18/19 Contracted orthodontic activity (UOA)	0
Carry forward orthodontic activity (UOA)	0
Baseline contract value	£670,913.85

ACCESS*

Patients seen in 24 months	Total	Change since previous quarter
Quarter ending March 2018	6,642	
Quarter ending June 2018	6,381	↓
Quarter ending September 2018	6,448	→
Quarter ending December 2018	6,560	→
Quarter ending March 2019	6,827	↑
Variance since March 2018	2.8%	↑



ACTIVITY



Month	Adjusted Scheduled Activity (UDA)	
	2018	2019
April	36	1,569
May	1,805	3,530
June	3,460	5,321
July	6,085	8,306
August	7,857	9,875
September	10,035	11,818
October	12,089	14,093
November	14,936	16,215
December	16,974	17,998
January	19,107	19,758
February	21,801	21,389
March	24,410	23,943
April	25,236	24,705
May	25,233	24,688
June	25,233	24,687

QUALITY

	Quantity	Base Number	Contract	AT	Region	England
% of FP17s for the same patient ID Re-attending within 3 months - Children	134	2,502	5.4%	11.1%	11.5%	11.8%
% of FP17s for the same patient ID Re-attending within 3 months - Adults	359	5,051	7.1%	14.7%	15.2%	15.7%
% of FP17s for the same patient ID Re-attending between 3 & 9 months - Children	1,313	2,502	52.5%	58.0%	60.2%	58.9%
% of FP17s for the same patient ID Re-attending between 3 & 9 months - Adults	2,152	5,051	42.6%	48.6%	51.8%	50.8%
% of FP17s for Band 1 Urgent Courses	508	7,543	6.7%	8.7%	8.1%	9.1%
% of FP17s Relating to Free Repair or Replacements	4	7,543	0.1%	0.7%	0.8%	0.8%
% of FP17s Relating to Continuations	36	7,543	0.5%	0.8%	0.9%	0.9%
% of Patients satisfied with the dentistry they have received	2	3	N/A	94.2%	92.7%	92.5%
% of Patients satisfied with the time they had to wait for an appointment	2	3	N/A	85.1%	87.4%	87.0%

* This is based on patients treated on this contract for their most recent course of treatment. Figures in italics indicate the base number of FP17s or Patient Questionnaire responses are less than 100. N/A is shown where the base number of responses is less than 10 during the period. % is calculated as Quantity/Base number*100

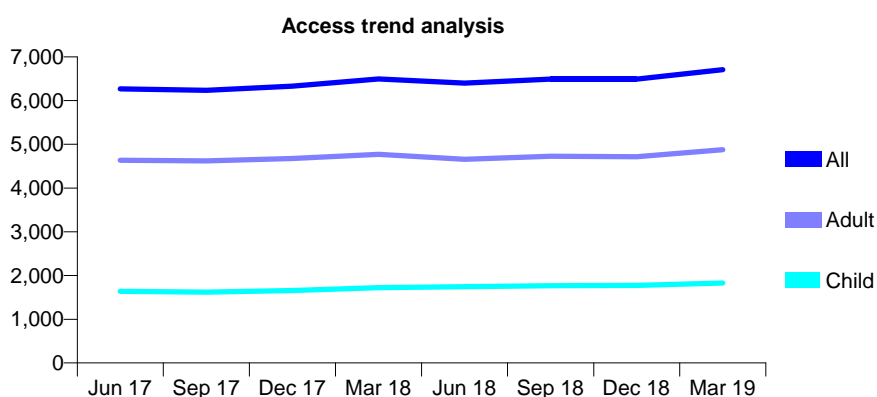
Q58 - Vital Signs At a Glance Contract Report for 129755/0004 - Year end March 2019

Name or company name	Experdental Limited
Contract type name	GDS Contract
Purpose of contract	General
Contract start date	01/04/2015
Contract end date	

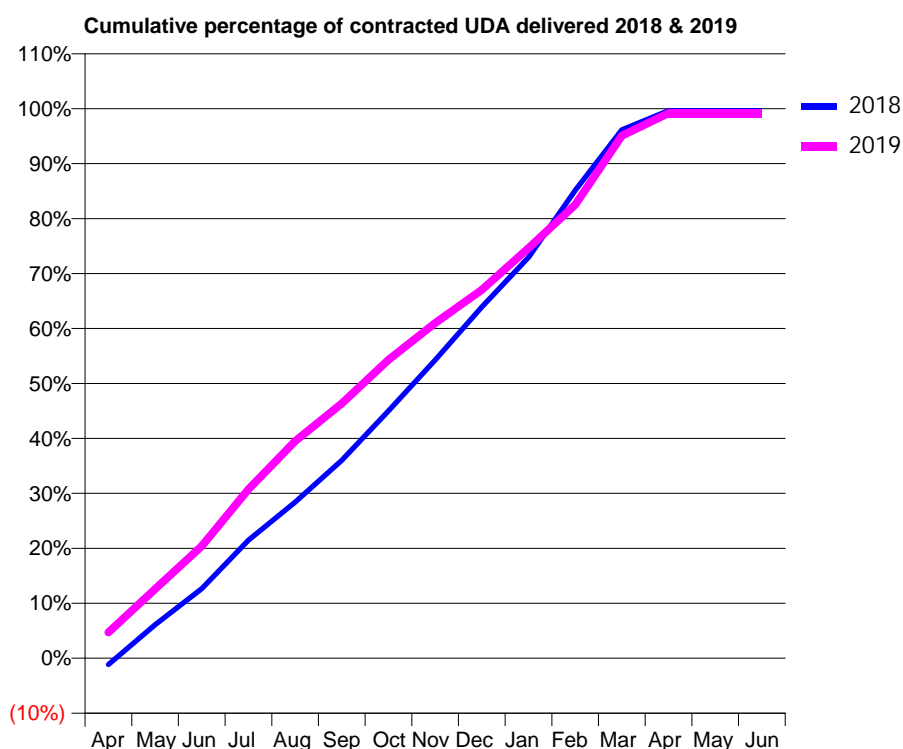
18/19 Contracted general activity (UDA)	23,755
Carry forward general activity (UDA)	91
18/19 Contracted orthodontic activity (UOA)	0
Carry forward orthodontic activity (UOA)	0
Baseline contract value	£625,123.00

ACCESS*

Patients seen in 24 months	Total	Change since previous quarter
Quarter ending March 2018	6,494	
Quarter ending June 2018	6,401	↓
Quarter ending September 2018	6,493	→
Quarter ending December 2018	6,493	→
Quarter ending March 2019	6,707	↑
Variance since March 2018	3.3%	↑



ACTIVITY



Month	Adjusted Scheduled Activity (UDA)	
	2018	2019
April	-281	1,116
May	1,451	2,997
June	3,007	4,843
July	5,102	7,302
August	6,749	9,389
September	8,557	11,006
October	10,689	12,898
November	12,895	14,491
December	15,181	15,926
January	17,327	17,730
February	20,224	19,605
March	22,837	22,583
April	23,665	23,559
May	23,664	23,559
June	23,664	23,556

QUALITY

	Quantity	Base Number	Contract	AT	Region	England
% of FP17s for the same patient ID Re-attending within 3 months - Children	173	2,522	6.9%	11.1%	11.5%	11.8%
% of FP17s for the same patient ID Re-attending within 3 months - Adults	551	5,391	10.2%	14.7%	15.2%	15.7%
% of FP17s for the same patient ID Re-attending between 3 & 9 months - Children	1,412	2,522	56.0%	58.0%	60.2%	58.9%
% of FP17s for the same patient ID Re-attending between 3 & 9 months - Adults	2,394	5,391	44.4%	48.6%	51.8%	50.8%
% of FP17s for Band 1 Urgent Courses	475	7,957	6.0%	8.7%	8.1%	9.1%
% of FP17s Relating to Free Repair or Replacements	40	7,957	0.5%	0.7%	0.8%	0.8%
% of FP17s Relating to Continuations	39	7,957	0.5%	0.8%	0.9%	0.9%
% of Patients satisfied with the dentistry they have received	2	2	N/A	94.2%	92.7%	92.5%
% of Patients satisfied with the time they had to wait for an appointment	2	2	N/A	85.1%	87.4%	87.0%

* This is based on patients treated on this contract for their most recent course of treatment.

Figures in italics indicate the base number of FP17s or Patient Questionnaire responses are less than 100. N/A is shown where the base number of responses is less than 10 during the period. % is calculated as Quantity/Base number*100

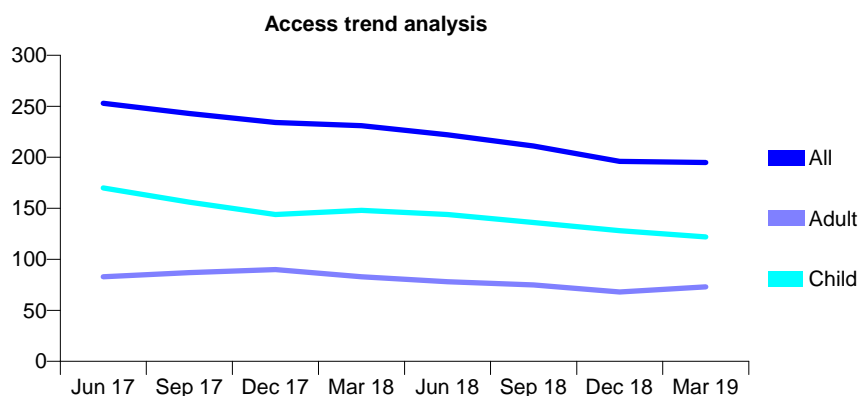
Q58 - Vital Signs At a Glance Contract Report for 130338/0001 - Year end March 2019

Name or company name	Berkhamsted Dental Practice
Contract type name	GDS Contract
Purpose of contract	General
Contract start date	01/11/2007
Contract end date	

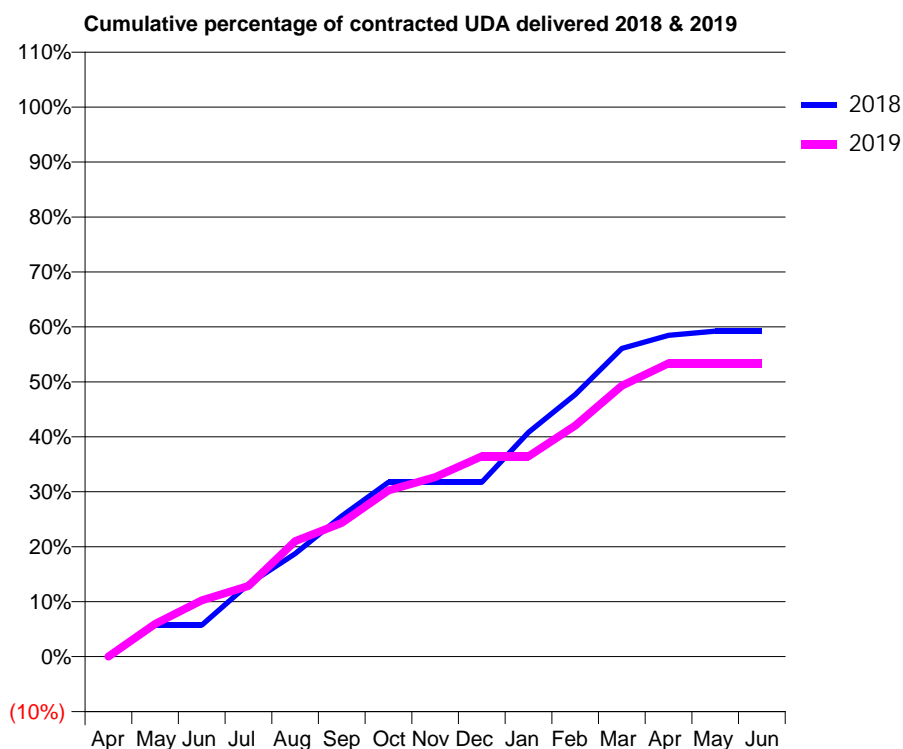
18/19 Contracted general activity (UDA)	540
Carry forward general activity (UDA)	0
18/19 Contracted orthodontic activity (UOA)	0
Carry forward orthodontic activity (UOA)	0
Baseline contract value	£11,729.37

ACCESS*

Patients seen in 24 months	Total	Change since previous quarter
Quarter ending March 2018	231	
Quarter ending June 2018	222	↓
Quarter ending September 2018	211	↓
Quarter ending December 2018	196	↓
Quarter ending March 2019	195	→
Variance since March 2018	(15.6%)	↓



ACTIVITY



Month	Adjusted Scheduled Activity (UDA)	
	2018	2019
April	0	0
May	31	32
June	31	55
July	71	69
August	101	113
September	138	131
October	171	163
November	171	176
December	171	197
January	220	197
February	258	227
March	303	266
April	316	288
May	320	288
June	320	288

QUALITY

	Quantity	Base Number	Contract	AT	Region	England
% of FP17s for the same patient ID Re-attending within 3 months - Children	4	196	2.0%	11.1%	11.5%	11.8%
% of FP17s for the same patient ID Re-attending within 3 months - Adults	1	47	2.1%	14.7%	15.2%	15.7%
% of FP17s for the same patient ID Re-attending between 3 & 9 months - Children	138	196	70.4%	58.0%	60.2%	58.9%
% of FP17s for the same patient ID Re-attending between 3 & 9 months - Adults	36	47	76.6%	48.6%	51.8%	50.8%
% of FP17s for Band 1 Urgent Courses	6	240	2.5%	8.7%	8.1%	9.1%
% of FP17s Relating to Free Repair or Replacements	0	240	0.0%	0.7%	0.8%	0.8%
% of FP17s Relating to Continuations	0	240	0.0%	0.8%	0.9%	0.9%
% of Patients satisfied with the dentistry they have received	0	0	N/A	94.2%	92.7%	92.5%
% of Patients satisfied with the time they had to wait for an appointment	0	0	N/A	85.1%	87.4%	87.0%

* This is based on patients treated on this contract for their most recent course of treatment. Figures in italics indicate the base number of FP17s or Patient Questionnaire responses are less than 100. N/A is shown where the base number of responses is less than 10 during the period. % is calculated as Quantity/Base number*100

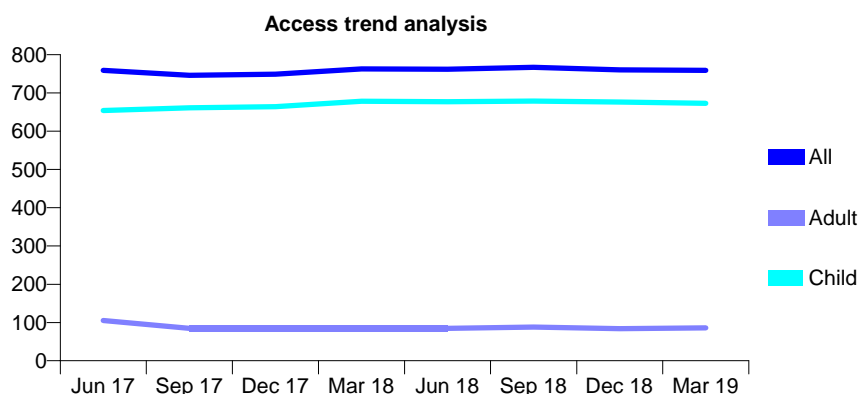
Q58 - Vital Signs At a Glance Contract Report for 130605/0001 - Year end March 2019

Name or company name	Admiral House Dental Practice
Contract type name	GDS Contract
Purpose of contract	General
Contract start date	01/07/2010
Contract end date	

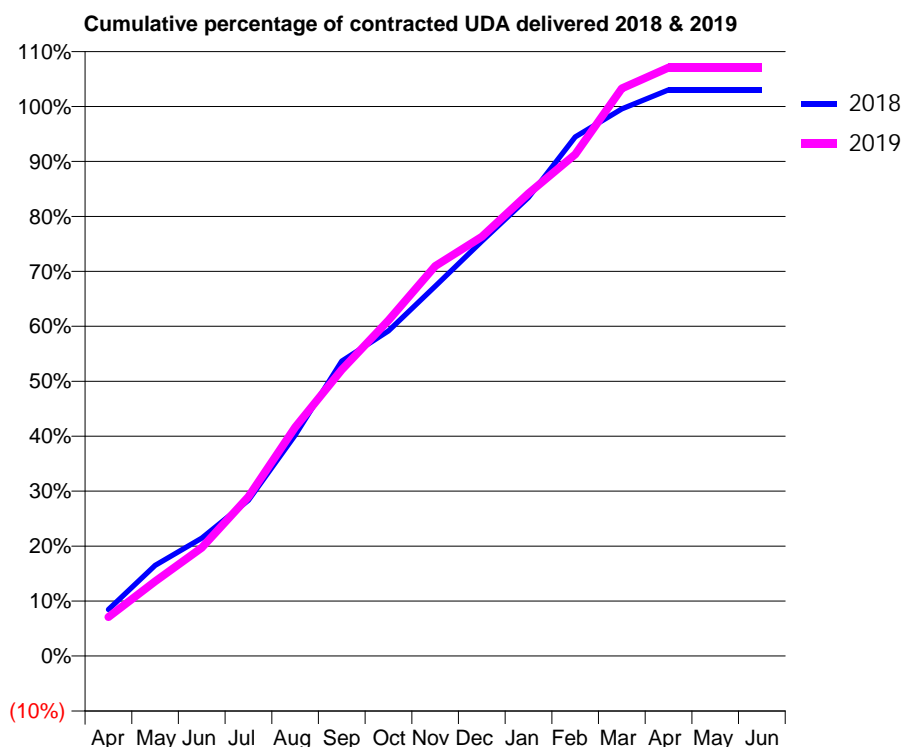
18/19 Contracted general activity (UDA)	1,240
Carry forward general activity (UDA)	-24
18/19 Contracted orthodontic activity (UOA)	0
Carry forward orthodontic activity (UOA)	0
Baseline contract value	£35,517.18

ACCESS*

Patients seen in 24 months	Total	Change since previous quarter
Quarter ending March 2018	763	
Quarter ending June 2018	762	→
Quarter ending September 2018	767	→
Quarter ending December 2018	760	→
Quarter ending March 2019	759	→
Variance since March 2018	(0.5%)	→



ACTIVITY



Month	Adjusted Scheduled Activity (UDA)	
	2018	2019
April	105	88
May	205	168
June	266	245
July	352	359
August	498	516
September	665	646
October	733	757
November	834	880
December	936	946
January	1,035	1,044
February	1,171	1,132
March	1,235	1,280
April	1,278	1,327
May	1,278	1,327
June	1,278	1,327

QUALITY

	Quantity	Base Number	Contract	AT	Region	England
% of FP17s for the same patient ID Re-attending within 3 months - Children	64	971	6.6%	11.1%	11.5%	11.8%
% of FP17s for the same patient ID Re-attending within 3 months - Adults	2	43	4.7%	14.7%	15.2%	15.7%
% of FP17s for the same patient ID Re-attending between 3 & 9 months - Children	546	971	56.2%	58.0%	60.2%	58.9%
% of FP17s for the same patient ID Re-attending between 3 & 9 months - Adults	26	43	60.5%	48.6%	51.8%	50.8%
% of FP17s for Band 1 Urgent Courses	37	1,027	3.6%	8.7%	8.1%	9.1%
% of FP17s Relating to Free Repair or Replacements	0	1,027	0.0%	0.7%	0.8%	0.8%
% of FP17s Relating to Continuations	0	1,027	0.0%	0.8%	0.9%	0.9%
% of Patients satisfied with the dentistry they have received	0	0	N/A	94.2%	92.7%	92.5%
% of Patients satisfied with the time they had to wait for an appointment	0	0	N/A	85.1%	87.4%	87.0%

* This is based on patients treated on this contract for their most recent course of treatment. Figures in italics indicate the base number of FP17s or Patient Questionnaire responses are less than 100. N/A is shown where the base number of responses is less than 10 during the period. % is calculated as Quantity/Base number*100

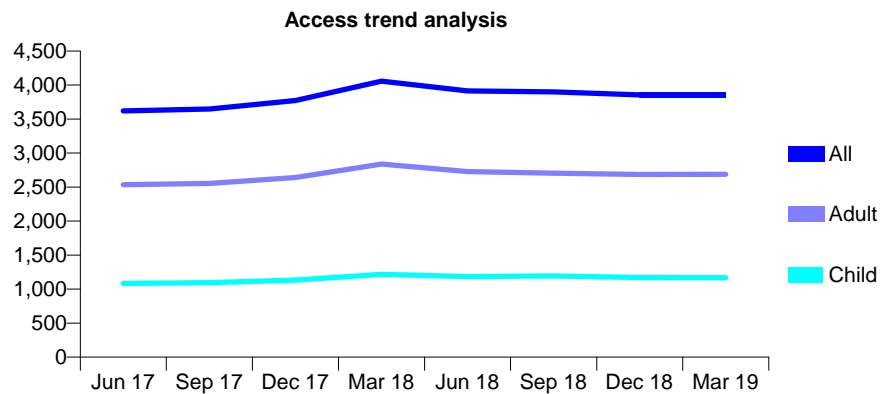
Q58 - Vital Signs At a Glance Contract Report for 130737/0001 - Year end March 2019

Name or company name	Chartwell Dental Practice Limited
Contract type name	GDS Contract
Purpose of contract	General
Contract start date	01/04/2015
Contract end date	

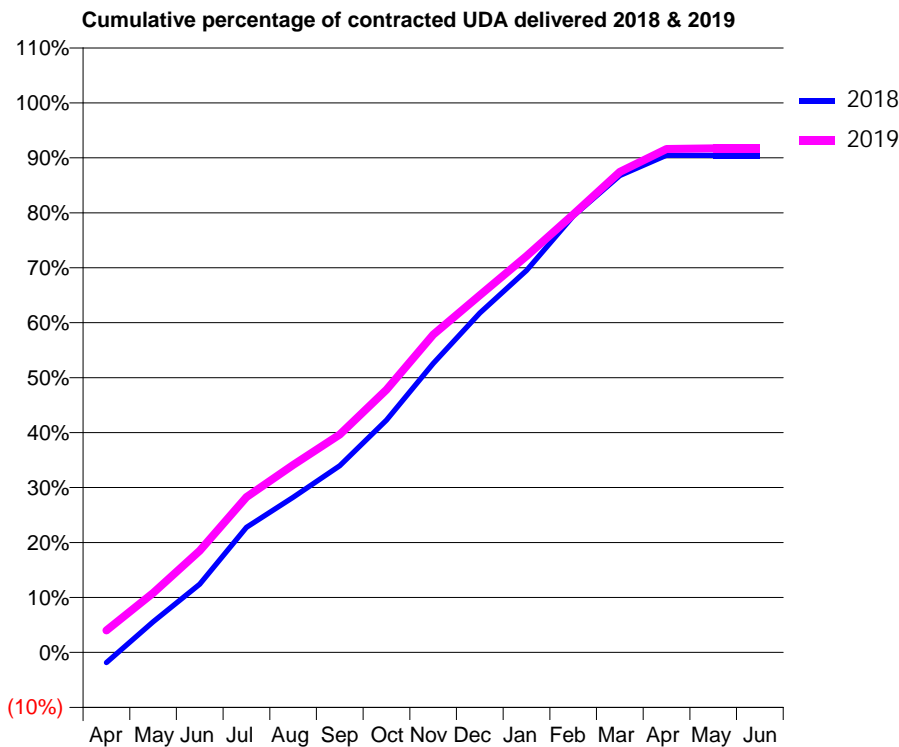
18/19 Contracted general activity (UDA)	11,100
Carry forward general activity (UDA)	0
18/19 Contracted orthodontic activity (UOA)	0
Carry forward orthodontic activity (UOA)	0
Baseline contract value	£308,177.08

ACCESS*

Patients seen in 24 months	Total	Change since previous quarter
Quarter ending March 2018	4,057	
Quarter ending June 2018	3,915	↓
Quarter ending September 2018	3,900	→
Quarter ending December 2018	3,855	↓
Quarter ending March 2019	3,856	→
Variance since March 2018	(5.0%)	↓



ACTIVITY



Month	Adjusted Scheduled Activity (UDA)	
	2018	2019
April	-208	447
May	619	1,199
June	1,381	2,054
July	2,525	3,135
August	3,133	3,787
September	3,769	4,400
October	4,690	5,308
November	5,835	6,418
December	6,854	7,213
January	7,714	8,004
February	8,816	8,845
March	9,632	9,707
April	10,041	10,168
May	10,038	10,180
June	10,038	10,181

QUALITY

	Quantity	Base Number	Contract	AT	Region	England
% of FP17s for the same patient ID Re-attending within 3 months - Children	124	1,755	7.1%	11.1%	11.5%	11.8%
% of FP17s for the same patient ID Re-attending within 3 months - Adults	517	3,819	13.5%	14.7%	15.2%	15.7%
% of FP17s for the same patient ID Re-attending between 3 & 9 months - Children	1,024	1,755	58.3%	58.0%	60.2%	58.9%
% of FP17s for the same patient ID Re-attending between 3 & 9 months - Adults	2,112	3,819	55.3%	48.6%	51.8%	50.8%
% of FP17s for Band 1 Urgent Courses	358	5,595	6.4%	8.7%	8.1%	9.1%
% of FP17s Relating to Free Repair or Replacements	22	5,595	0.4%	0.7%	0.8%	0.8%
% of FP17s Relating to Continuations	99	5,595	1.8%	0.8%	0.9%	0.9%
% of Patients satisfied with the dentistry they have received	2	2	N/A	94.2%	92.7%	92.5%
% of Patients satisfied with the time they had to wait for an appointment	1	2	N/A	85.1%	87.4%	87.0%

* This is based on patients treated on this contract for their most recent course of treatment. Figures in italics indicate the base number of FP17s or Patient Questionnaire responses are less than 100. N/A is shown where the base number of responses is less than 10 during the period. % is calculated as Quantity/Base number*100

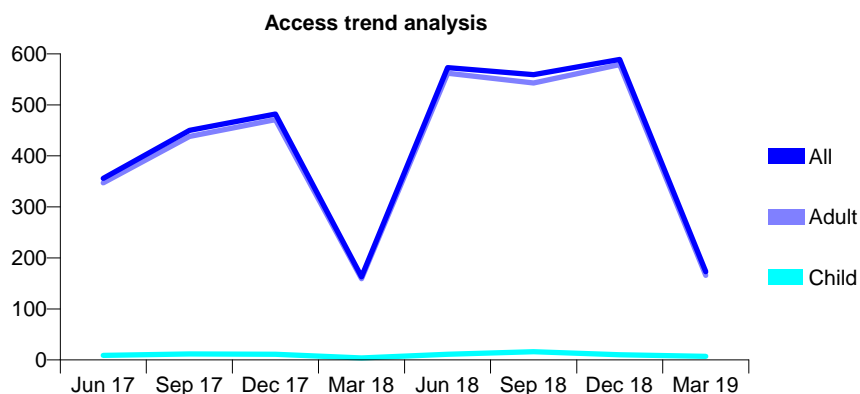
Q58 - Vital Signs At a Glance Contract Report for 130737/0003 - Year end March 2019

Name or company name	Chartwell Dental Practice Limited
Contract type name	PDS Contract
Purpose of contract	General
Contract start date	01/04/2015
Contract end date	31/03/2020

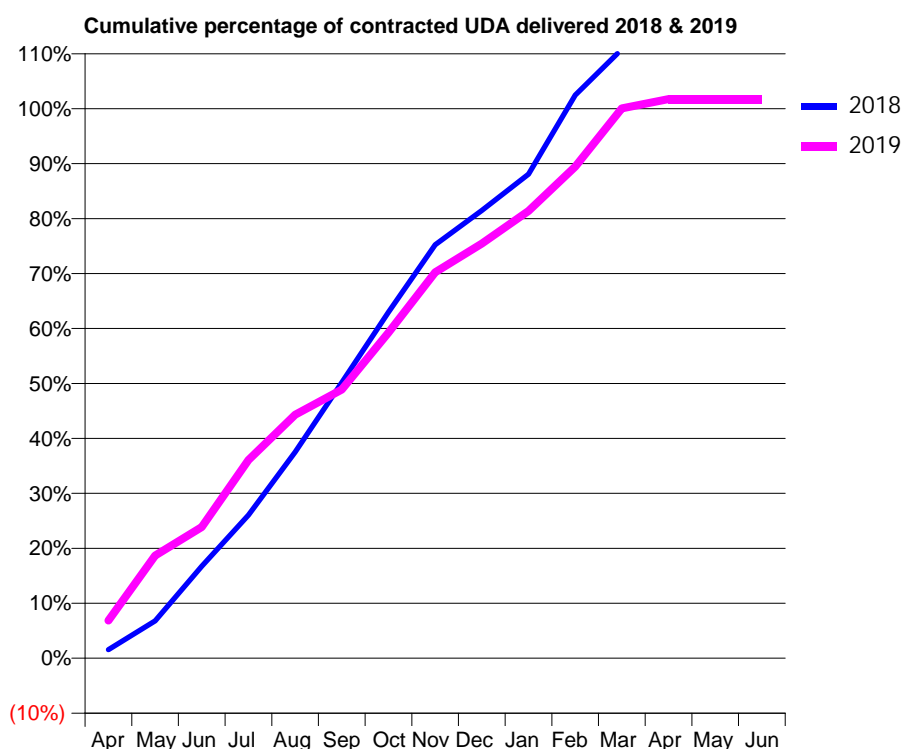
18/19 Contracted general activity (UDA)	1,966
Carry forward general activity (UDA)	0
18/19 Contracted orthodontic activity (UOA)	0
Carry forward orthodontic activity (UOA)	0
Baseline contract value	£131,067.70

ACCESS*

Patients seen in 24 months	Total	Change since previous quarter
Quarter ending March 2018	163	
Quarter ending June 2018	573	↑
Quarter ending September 2018	559	↓
Quarter ending December 2018	589	↑
Quarter ending March 2019	173	↓
Variance since March 2018	6.1%	↑



ACTIVITY



Month	2018	2019
April	24	135
May	105	367
June	258	469
July	402	709
August	579	871
September	774	961
October	972	1,165
November	1,161	1,381
December	1,257	1,483
January	1,359	1,600
February	1,581	1,759
March	1,710	1,967
April	1,788	2,000
May	1,788	2,000
June	1,788	2,000

QUALITY

	Quantity	Base Number	Contract	AT	Region	England
% of FP17s for the same patient ID Re-attending within 3 months - Children	0	16	0.0%	11.1%	11.5%	11.8%
% of FP17s for the same patient ID Re-attending within 3 months - Adults	1	667	0.1%	14.7%	15.2%	15.7%
% of FP17s for the same patient ID Re-attending between 3 & 9 months - Children	1	16	6.3%	58.0%	60.2%	58.9%
% of FP17s for the same patient ID Re-attending between 3 & 9 months - Adults	2	667	0.3%	48.6%	51.8%	50.8%
% of FP17s for Band 1 Urgent Courses	0	668	0.0%	8.7%	8.1%	9.1%
% of FP17s Relating to Free Repair or Replacements	0	668	0.0%	0.7%	0.8%	0.8%
% of FP17s Relating to Continuations	0	668	0.0%	0.8%	0.9%	0.9%
% of Patients satisfied with the dentistry they have received	0	0	N/A	94.2%	92.7%	92.5%
% of Patients satisfied with the time they had to wait for an appointment	0	0	N/A	85.1%	87.4%	87.0%

* This is based on patients treated on this contract for their most recent course of treatment.

Figures in italics indicate the base number of FP17s or Patient Questionnaire responses are less than 100. N/A is shown where the base number of responses is less than 10 during the period. % is calculated as Quantity/Base number*100

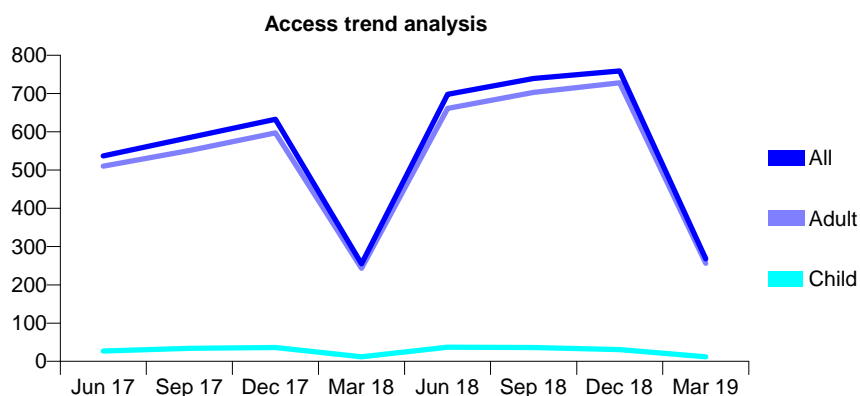
Q58 - Vital Signs At a Glance Contract Report for 130737/0004 - Year end March 2019

Name or company name	Chartwell Dental Practice Limited
Contract type name	PDS Contract
Purpose of contract	General
Contract start date	01/04/2015
Contract end date	31/03/2020

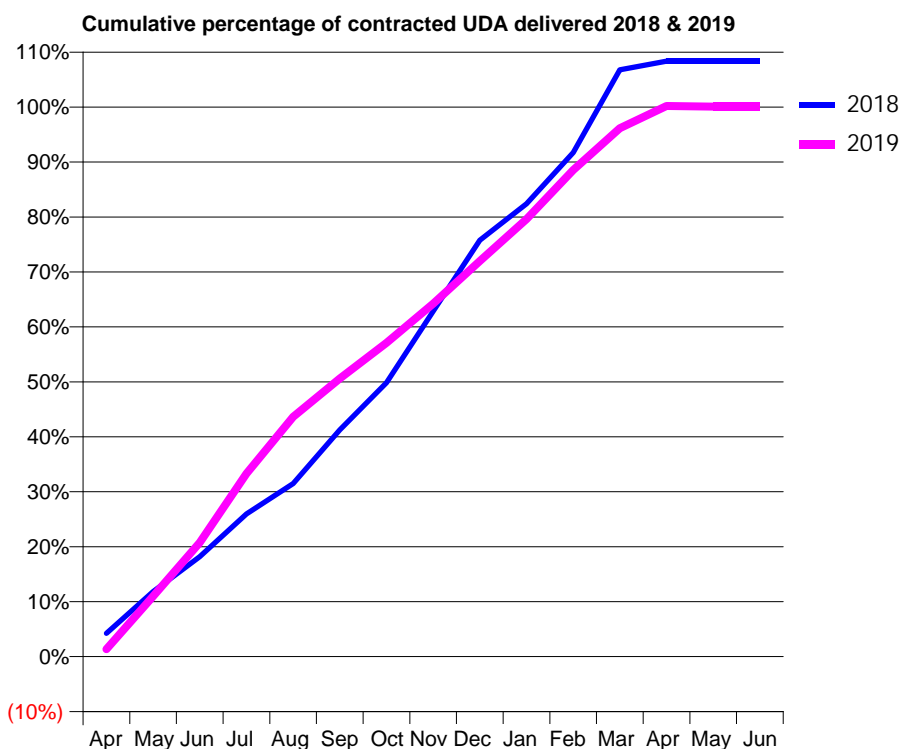
18/19 Contracted general activity (UDA)	2,678
Carry forward general activity (UDA)	0
18/19 Contracted orthodontic activity (UOA)	0
Carry forward orthodontic activity (UOA)	0
Baseline contract value	£334,751.03

ACCESS*

Patients seen in 24 months	Total	Change since previous quarter
Quarter ending March 2018	255	
Quarter ending June 2018	698	↑
Quarter ending September 2018	739	↑
Quarter ending December 2018	759	↑
Quarter ending March 2019	268	↓
Variance since March 2018	5.1%	↑



ACTIVITY



Month	Adjusted Scheduled Activity (UDA)	
	2018	2019
April	78	36
May	219	295
June	336	556
July	480	892
August	582	1,169
September	762	1,355
October	921	1,529
November	1,161	1,720
December	1,399	1,927
January	1,522	2,132
February	1,694	2,371
March	1,972	2,575
April	2,001	2,683
May	2,001	2,680
June	2,001	2,680

QUALITY

	Quantity	Base Number	Contract	AT	Region	England
% of FP17s for the same patient ID Re-attending within 3 months - Children	0	51	0.0%	11.1%	11.5%	11.8%
% of FP17s for the same patient ID Re-attending within 3 months - Adults	3	823	0.4%	14.7%	15.2%	15.7%
% of FP17s for the same patient ID Re-attending between 3 & 9 months - Children	0	51	0.0%	58.0%	60.2%	58.9%
% of FP17s for the same patient ID Re-attending between 3 & 9 months - Adults	0	823	0.0%	48.6%	51.8%	50.8%
% of FP17s for Band 1 Urgent Courses	0	900	0.0%	8.7%	8.1%	9.1%
% of FP17s Relating to Free Repair or Replacements	0	900	0.0%	0.7%	0.8%	0.8%
% of FP17s Relating to Continuations	0	900	0.0%	0.8%	0.9%	0.9%
% of Patients satisfied with the dentistry they have received	0	0	N/A	94.2%	92.7%	92.5%
% of Patients satisfied with the time they had to wait for an appointment	0	0	N/A	85.1%	87.4%	87.0%

* This is based on patients treated on this contract for their most recent course of treatment. Figures in italics indicate the base number of FP17s or Patient Questionnaire responses are less than 100. N/A is shown where the base number of responses is less than 10 during the period. % is calculated as Quantity/Base number*100

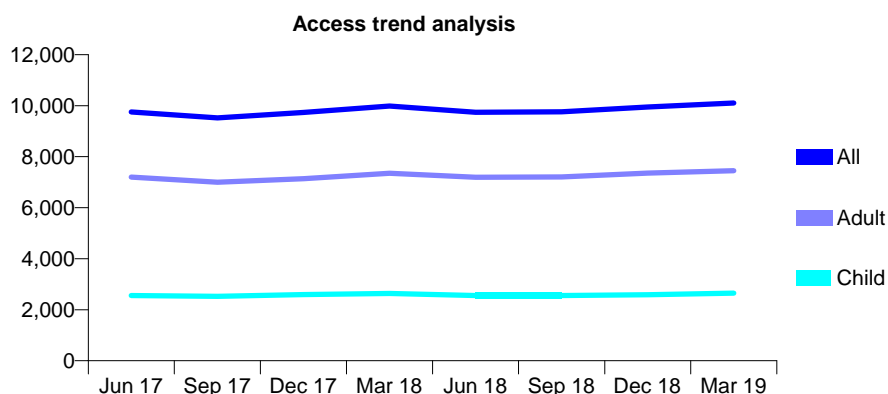
Q58 - Vital Signs At a Glance Contract Report for 131881/0001 - Year end March 2019

Name or company name	Basudev Enterprise Ltd
Contract type name	GDS Contract
Purpose of contract	General
Contract start date	01/02/2012
Contract end date	

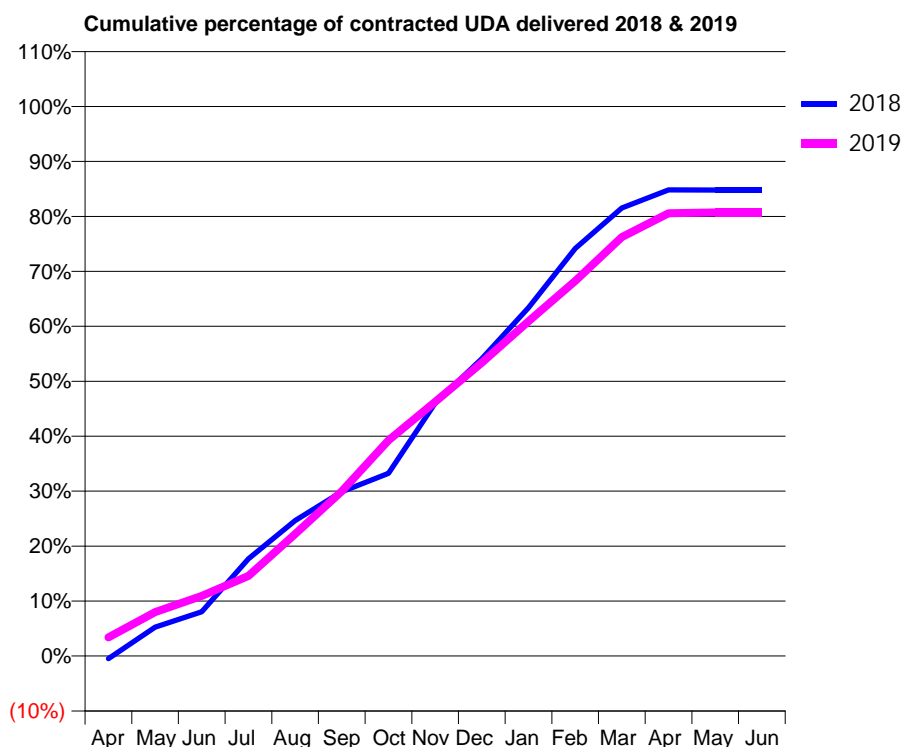
18/19 Contracted general activity (UDA)	28,259
Carry forward general activity (UDA)	0
18/19 Contracted orthodontic activity (UOA)	0
Carry forward orthodontic activity (UOA)	0
Baseline contract value	£663,322.90

ACCESS*

Patients seen in 24 months	Total	Change since previous quarter
Quarter ending March 2018	9,986	
Quarter ending June 2018	9,744	↓
Quarter ending September 2018	9,761	→
Quarter ending December 2018	9,950	→
Quarter ending March 2019	10,102	→
Variance since March 2018	1.2%	→



ACTIVITY



Month	Adjusted Scheduled Activity (UDA)	
	2018	2019
April	-142	963
May	1,487	2,261
June	2,273	3,089
July	5,006	4,117
August	6,963	6,280
September	8,451	8,470
October	9,401	11,091
November	13,002	13,071
December	15,288	15,082
January	17,906	17,217
February	20,955	19,288
March	23,040	21,541
April	23,971	22,769
May	23,967	22,805
June	23,966	22,806

QUALITY

	Quantity	Base Number	Contract	AT	Region	England
% of FP17s for the same patient ID Re-attending within 3 months - Children	229	3,472	6.6%	11.1%	11.5%	11.8%
% of FP17s for the same patient ID Re-attending within 3 months - Adults	1,113	9,077	12.3%	14.7%	15.2%	15.7%
% of FP17s for the same patient ID Re-attending between 3 & 9 months - Children	2,110	3,472	60.8%	58.0%	60.2%	58.9%
% of FP17s for the same patient ID Re-attending between 3 & 9 months - Adults	4,679	9,077	51.5%	48.6%	51.8%	50.8%
% of FP17s for Band 1 Urgent Courses	1,165	12,860	9.1%	8.7%	8.1%	9.1%
% of FP17s Relating to Free Repair or Replacements	151	12,860	1.2%	0.7%	0.8%	0.8%
% of FP17s Relating to Continuations	50	12,860	0.4%	0.8%	0.9%	0.9%
% of Patients satisfied with the dentistry they have received	1	1	N/A	94.2%	92.7%	92.5%
% of Patients satisfied with the time they had to wait for an appointment	1	1	N/A	85.1%	87.4%	87.0%

* This is based on patients treated on this contract for their most recent course of treatment. Figures in italics indicate the base number of FP17s or Patient Questionnaire responses are less than 100. N/A is shown where the base number of responses is less than 10 during the period. % is calculated as Quantity/Base number*100

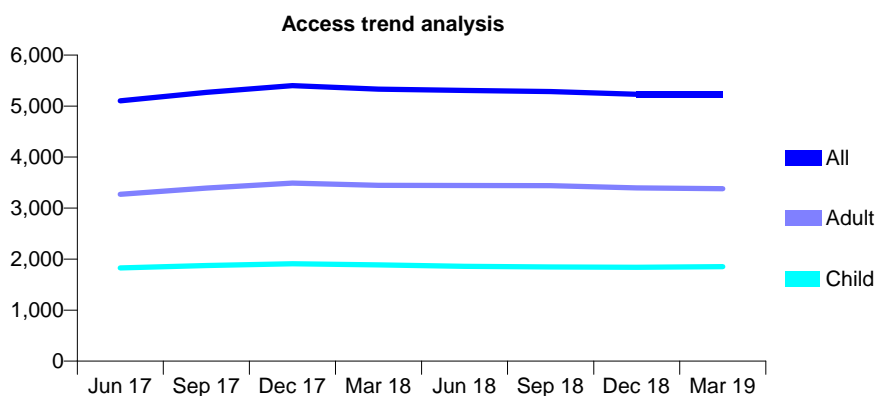
Q58 - Vital Signs At a Glance Contract Report for 134139/0001 - Year end March 2019

Name or company name	The Green Bushey Partnership
Contract type name	GDS Contract
Purpose of contract	General
Contract start date	01/11/2007
Contract end date	

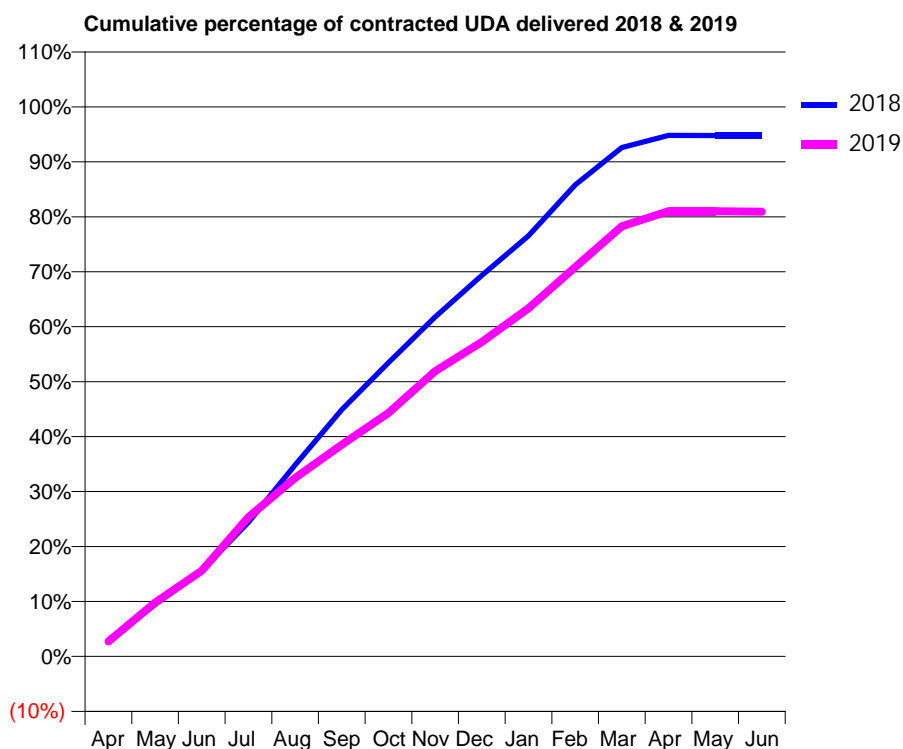
18/19 Contracted general activity (UDA)	12,423
Carry forward general activity (UDA)	0
18/19 Contracted orthodontic activity (UOA)	0
Carry forward orthodontic activity (UOA)	0
Baseline contract value	£395,975.88

ACCESS*

Patients seen in 24 months	Total	Change since previous quarter
Quarter ending March 2018	5,333	
Quarter ending June 2018	5,306	→
Quarter ending September 2018	5,285	→
Quarter ending December 2018	5,233	→
Quarter ending March 2019	5,230	→
Variance since March 2018	(1.9%)	↓



ACTIVITY



Month	Adjusted Scheduled Activity (UDA)	
	2018	2019
April	363	339
May	1,178	1,219
June	1,941	1,936
July	3,033	3,147
August	4,332	4,036
September	5,577	4,786
October	6,639	5,504
November	7,675	6,450
December	8,611	7,107
January	9,509	7,870
February	10,660	8,801
March	11,503	9,725
April	11,776	10,063
May	11,775	10,063
June	11,775	10,052

QUALITY

	Quantity	Base Number	Contract	AT	Region	England
% of FP17s for the same patient ID Re-attending within 3 months - Children	140	2,296	6.1%	11.1%	11.5%	11.8%
% of FP17s for the same patient ID Re-attending within 3 months - Adults	501	3,656	13.7%	14.7%	15.2%	15.7%
% of FP17s for the same patient ID Re-attending between 3 & 9 months - Children	1,227	2,296	53.4%	58.0%	60.2%	58.9%
% of FP17s for the same patient ID Re-attending between 3 & 9 months - Adults	1,590	3,656	43.5%	48.6%	51.8%	50.8%
% of FP17s for Band 1 Urgent Courses	723	5,993	12.1%	8.7%	8.1%	9.1%
% of FP17s Relating to Free Repair or Replacements	21	5,993	0.4%	0.7%	0.8%	0.8%
% of FP17s Relating to Continuations	59	5,993	1.0%	0.8%	0.9%	0.9%
% of Patients satisfied with the dentistry they have received	0	0	N/A	94.2%	92.7%	92.5%
% of Patients satisfied with the time they had to wait for an appointment	0	0	N/A	85.1%	87.4%	87.0%

* This is based on patients treated on this contract for their most recent course of treatment. Figures in italics indicate the base number of FP17s or Patient Questionnaire responses are less than 100. N/A is shown where the base number of responses is less than 10 during the period. % is calculated as Quantity/Base number*100

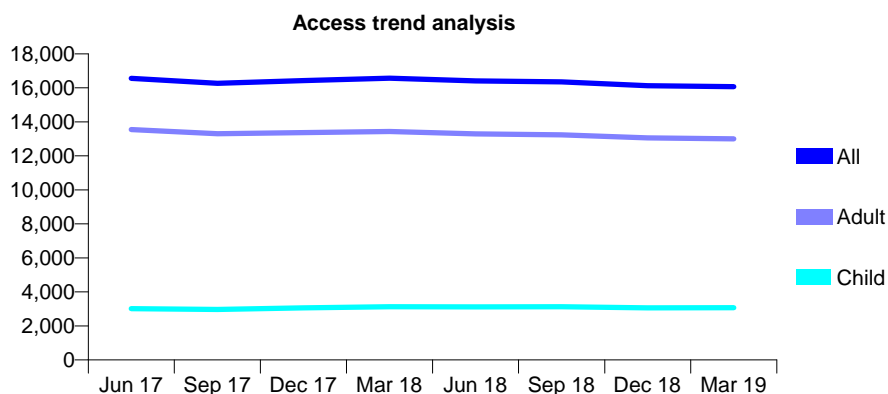
Q58 - Vital Signs At a Glance Contract Report for 134368/0001 - Year end March 2019

Name or company name	The Elms Dental Practice
Contract type name	GDS Contract
Purpose of contract	General
Contract start date	01/04/2006
Contract end date	

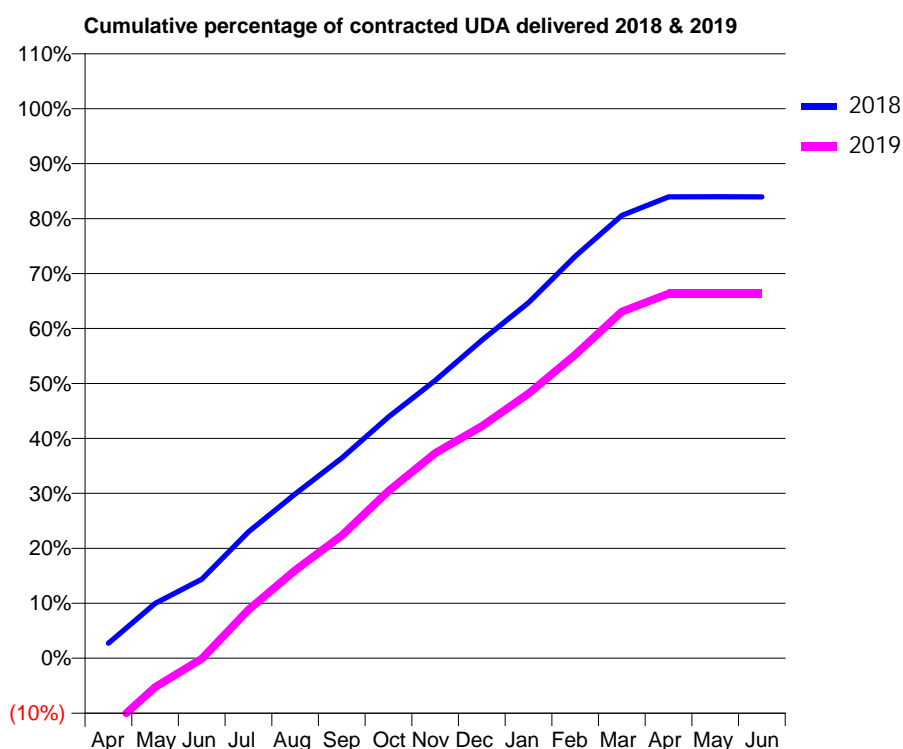
18/19 Contracted general activity (UDA)	53,046
Carry forward general activity (UDA)	8,507
18/19 Contracted orthodontic activity (UOA)	0
Carry forward orthodontic activity (UOA)	0
Baseline contract value	£1,438,358.76

ACCESS*

Patients seen in 24 months	Total	Change since previous quarter
Quarter ending March 2018	16,566	
Quarter ending June 2018	16,411	→
Quarter ending September 2018	16,360	→
Quarter ending December 2018	16,130	↓
Quarter ending March 2019	16,068	→
Variance since March 2018	(3.0%)	↓



ACTIVITY



Month	2018	2019
April	1,444	-6,863
May	5,291	-2,795
June	7,626	-74
July	12,192	4,681
August	15,861	8,492
September	19,317	11,852
October	23,294	16,139
November	26,813	19,803
December	30,699	22,392
January	34,321	25,551
February	38,800	29,287
March	42,728	33,445
April	44,527	35,182
May	44,540	35,192
June	44,538	35,186

QUALITY

	Quantity	Base Number	Contract	AT	Region	England
% of FP17s for the same patient ID Re-attending within 3 months - Children	304	4,881	6.2%	11.1%	11.5%	11.8%
% of FP17s for the same patient ID Re-attending within 3 months - Adults	2,061	19,540	10.5%	14.7%	15.2%	15.7%
% of FP17s for the same patient ID Re-attending between 3 & 9 months - Children	3,416	4,881	70.0%	58.0%	60.2%	58.9%
% of FP17s for the same patient ID Re-attending between 3 & 9 months - Adults	12,959	19,540	66.3%	48.6%	51.8%	50.8%
% of FP17s for Band 1 Urgent Courses	1,211	23,747	5.1%	8.7%	8.1%	9.1%
% of FP17s Relating to Free Repair or Replacements	246	23,747	1.0%	0.7%	0.8%	0.8%
% of FP17s Relating to Continuations	52	23,747	0.2%	0.8%	0.9%	0.9%
% of Patients satisfied with the dentistry they have received	12	12	100.0%	94.2%	92.7%	92.5%
% of Patients satisfied with the time they had to wait for an appointment	11	12	91.7%	85.1%	87.4%	87.0%

* This is based on patients treated on this contract for their most recent course of treatment.

Figures in italics indicate the base number of FP17s or Patient Questionnaire responses are less than 100. N/A is shown where the base number of responses is less than 10 during the period. % is calculated as Quantity/Base number*100

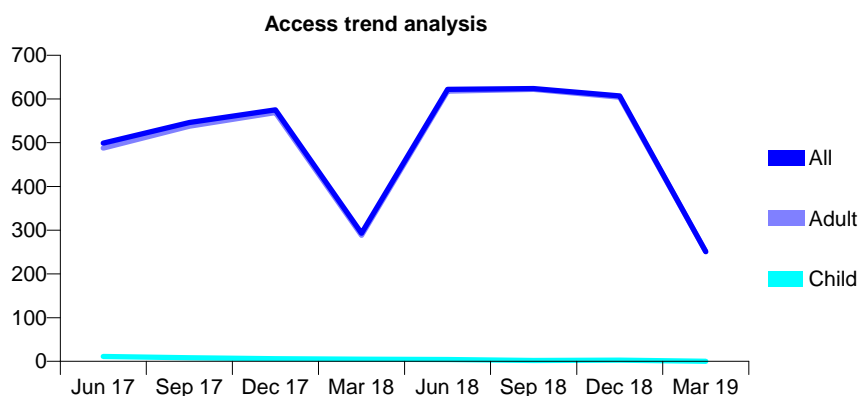
Q58 - Vital Signs At a Glance Contract Report for 135143/0001 - Year end March 2019

Name or company name	GOFFS OAK DENTAL CARE
Contract type name	PDS Contract
Purpose of contract	General
Contract start date	25/02/2013
Contract end date	31/03/2020

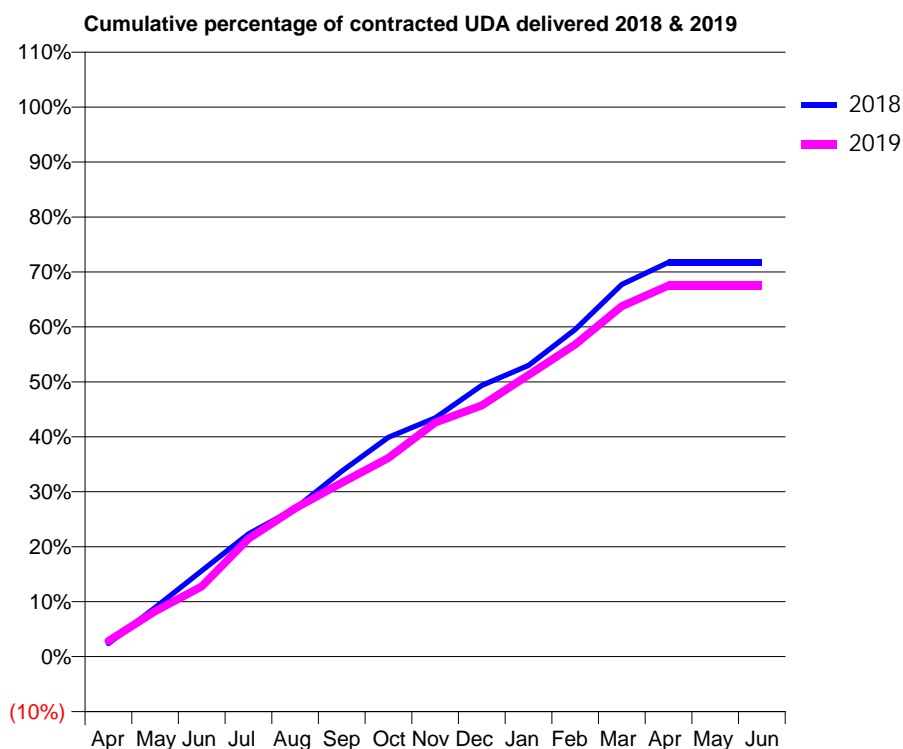
18/19 Contracted general activity (UDA)	2,324
Carry forward general activity (UDA)	0
18/19 Contracted orthodontic activity (UOA)	0
Carry forward orthodontic activity (UOA)	0
Baseline contract value	£107,401.04

ACCESS*

Patients seen in 24 months	Total	Change since previous quarter
Quarter ending March 2018	293	
Quarter ending June 2018	622	↑
Quarter ending September 2018	624	→
Quarter ending December 2018	607	↓
Quarter ending March 2019	251	↓
Variance since March 2018	(14.3%)	↓



ACTIVITY



Month	Adjusted Scheduled Activity (UDA)	
	2018	2019
April	57	66
May	213	192
June	373	297
July	532	498
August	643	627
September	805	735
October	952	840
November	1,036	990
December	1,177	1,062
January	1,264	1,191
February	1,420	1,320
March	1,615	1,482
April	1,711	1,569
May	1,711	1,569
June	1,711	1,569

QUALITY

	Quantity	Base Number	Contract	AT	Region	England
% of FP17s for the same patient ID Re-attending within 3 months - Children	0	2	0.0%	11.1%	11.5%	11.8%
% of FP17s for the same patient ID Re-attending within 3 months - Adults	0	524	0.0%	14.7%	15.2%	15.7%
% of FP17s for the same patient ID Re-attending between 3 & 9 months - Children	0	2	0.0%	58.0%	60.2%	58.9%
% of FP17s for the same patient ID Re-attending between 3 & 9 months - Adults	5	524	1.0%	48.6%	51.8%	50.8%
% of FP17s for Band 1 Urgent Courses	0	523	0.0%	8.7%	8.1%	9.1%
% of FP17s Relating to Free Repair or Replacements	0	523	0.0%	0.7%	0.8%	0.8%
% of FP17s Relating to Continuations	0	523	0.0%	0.8%	0.9%	0.9%
% of Patients satisfied with the dentistry they have received	0	0	N/A	94.2%	92.7%	92.5%
% of Patients satisfied with the time they had to wait for an appointment	0	0	N/A	85.1%	87.4%	87.0%

* This is based on patients treated on this contract for their most recent course of treatment. Figures in italics indicate the base number of FP17s or Patient Questionnaire responses are less than 100. N/A is shown where the base number of responses is less than 10 during the period. % is calculated as Quantity/Base number*100

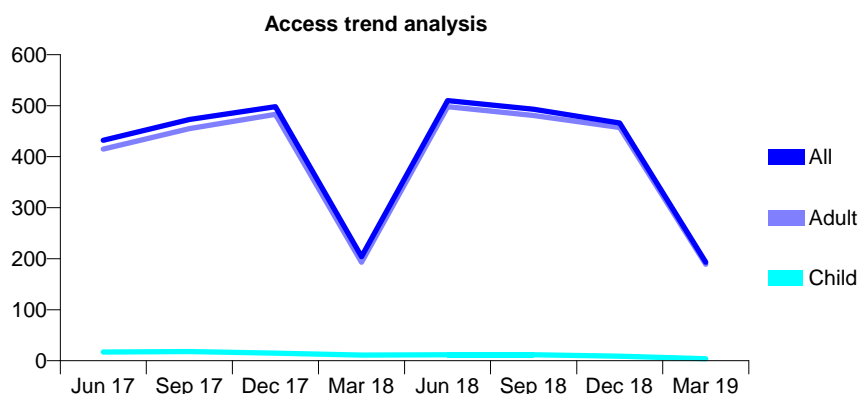
Q58 - Vital Signs At a Glance Contract Report for 135143/0002 - Year end March 2019

Name or company name	GOFFS OAK DENTAL CARE
Contract type name	PDS Contract
Purpose of contract	General
Contract start date	25/02/2013
Contract end date	31/03/2020

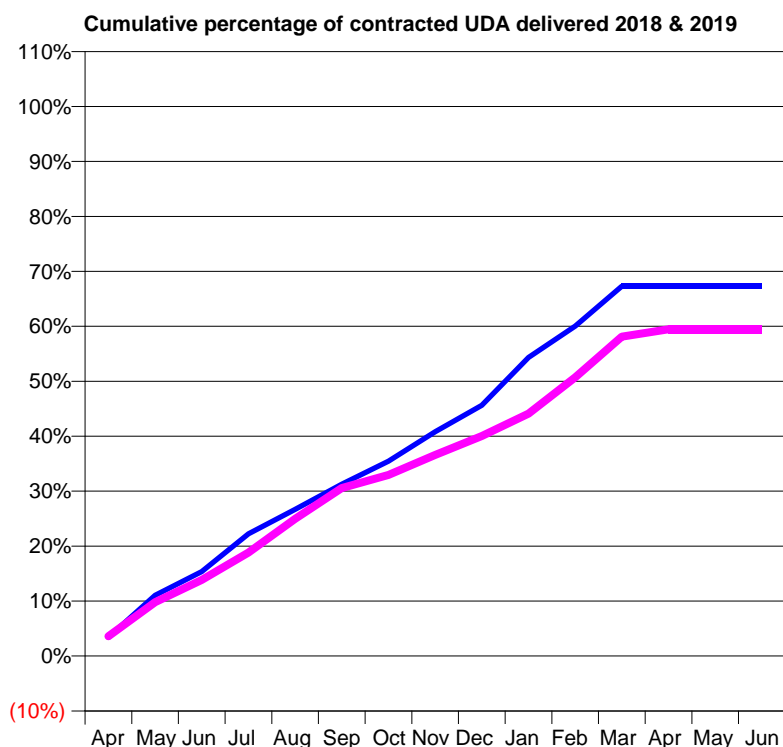
18/19 Contracted general activity (UDA)	1,993
Carry forward general activity (UDA)	0
18/19 Contracted orthodontic activity (UOA)	0
Carry forward orthodontic activity (UOA)	0
Baseline contract value	£147,751.04

ACCESS*

Patients seen in 24 months	Total	Change since previous quarter
Quarter ending March 2018	204	
Quarter ending June 2018	510	↑
Quarter ending September 2018	493	↓
Quarter ending December 2018	466	↓
Quarter ending March 2019	193	↓
Variance since March 2018	(5.4%)	↓



ACTIVITY



Month	Adjusted Scheduled Activity (UDA)	
	2018	2019
April	81	72
May	261	195
June	363	276
July	525	375
August	630	498
September	738	609
October	837	657
November	963	729
December	1,077	798
January	1,282	879
February	1,417	1,011
March	1,588	1,158
April	1,588	1,185
May	1,588	1,185
June	1,588	1,185

QUALITY

	Quantity	Base Number	Contract	AT	Region	England
% of FP17s for the same patient ID Re-attending within 3 months - Children	0	7	0.0%	11.1%	11.5%	11.8%
% of FP17s for the same patient ID Re-attending within 3 months - Adults	0	379	0.0%	14.7%	15.2%	15.7%
% of FP17s for the same patient ID Re-attending between 3 & 9 months - Children	0	7	0.0%	58.0%	60.2%	58.9%
% of FP17s for the same patient ID Re-attending between 3 & 9 months - Adults	2	379	0.5%	48.6%	51.8%	50.8%
% of FP17s for Band 1 Urgent Courses	0	395	0.0%	8.7%	8.1%	9.1%
% of FP17s Relating to Free Repair or Replacements	0	395	0.0%	0.7%	0.8%	0.8%
% of FP17s Relating to Continuations	0	395	0.0%	0.8%	0.9%	0.9%
% of Patients satisfied with the dentistry they have received	0	0	N/A	94.2%	92.7%	92.5%
% of Patients satisfied with the time they had to wait for an appointment	0	0	N/A	85.1%	87.4%	87.0%

* This is based on patients treated on this contract for their most recent course of treatment. Figures in italics indicate the base number of FP17s or Patient Questionnaire responses are less than 100. N/A is shown where the base number of responses is less than 10 during the period. % is calculated as Quantity/Base number*100

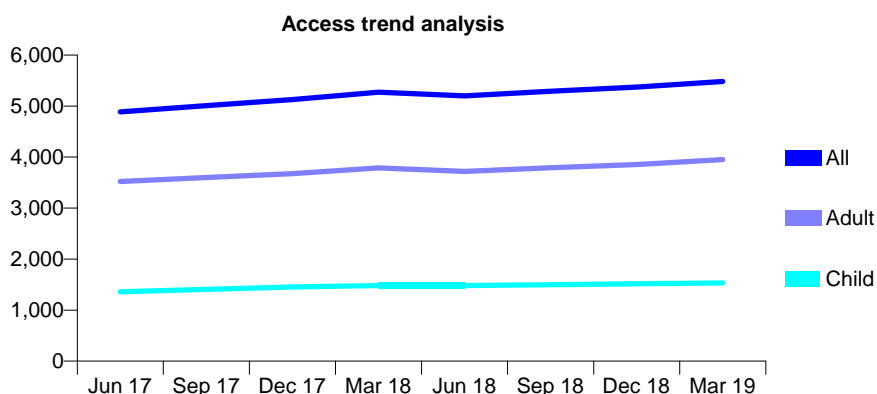
Q58 - Vital Signs At a Glance Contract Report for 135380/0001 - Year end March 2019

Name or company name	Borehamwood Dental Practice Ltd
Contract type name	GDS Contract
Purpose of contract	General
Contract start date	19/11/2007
Contract end date	

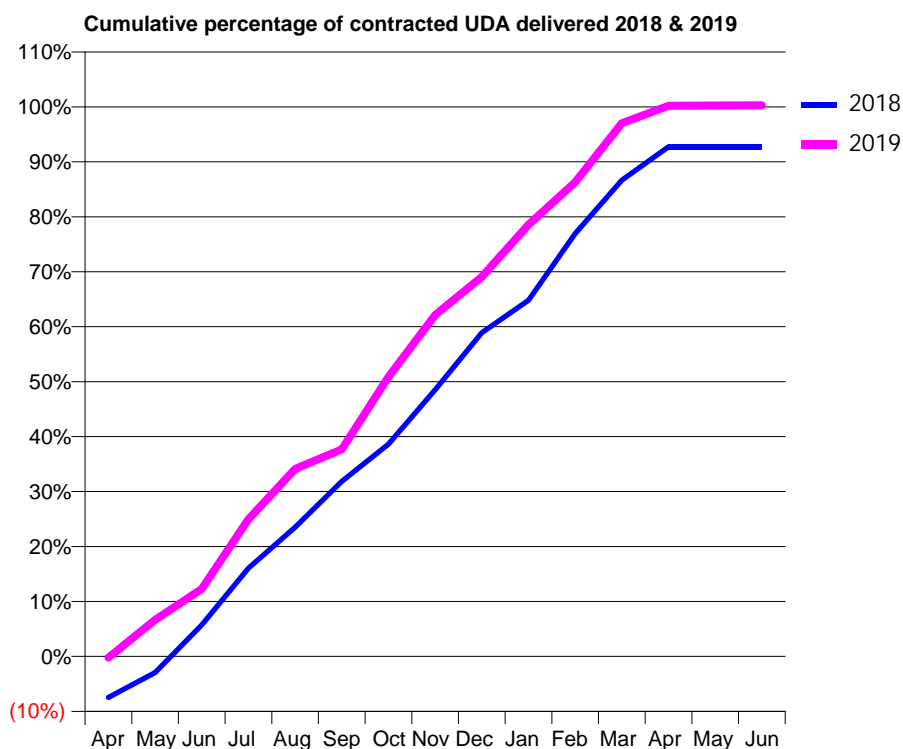
18/19 Contracted general activity (UDA)	13,845
Carry forward general activity (UDA)	405
18/19 Contracted orthodontic activity (UOA)	0
Carry forward orthodontic activity (UOA)	0
Baseline contract value	£421,395.59

ACCESS*

Patients seen in 24 months	Total	Change since previous quarter
Quarter ending March 2018	5,272	
Quarter ending June 2018	5,199	↓
Quarter ending September 2018	5,291	→
Quarter ending December 2018	5,372	→
Quarter ending March 2019	5,484	↑
Variance since March 2018	4.0%	↑



ACTIVITY



Month	Adjusted Scheduled Activity (UDA)	
	2018	2019
April	-1,037	-32
May	-408	922
June	796	1,701
July	2,224	3,457
August	3,257	4,727
September	4,409	5,216
October	5,351	7,045
November	6,719	8,603
December	8,155	9,565
January	8,972	10,876
February	10,656	11,950
March	11,997	13,433
April	12,838	13,869
May	12,838	13,881
June	12,838	13,884

QUALITY

	Quantity	Base Number	Contract	AT	Region	England
% of FP17s for the same patient ID Re-attending within 3 months - Children	200	2,131	9.4%	11.1%	11.5%	11.8%
% of FP17s for the same patient ID Re-attending within 3 months - Adults	748	4,813	15.5%	14.7%	15.2%	15.7%
% of FP17s for the same patient ID Re-attending between 3 & 9 months - Children	1,155	2,131	54.2%	58.0%	60.2%	58.9%
% of FP17s for the same patient ID Re-attending between 3 & 9 months - Adults	2,190	4,813	45.5%	48.6%	51.8%	50.8%
% of FP17s for Band 1 Urgent Courses	662	6,793	9.7%	8.7%	8.1%	9.1%
% of FP17s Relating to Free Repair or Replacements	18	6,793	0.3%	0.7%	0.8%	0.8%
% of FP17s Relating to Continuations	164	6,793	2.4%	0.8%	0.9%	0.9%
% of Patients satisfied with the dentistry they have received	1	2	N/A	94.2%	92.7%	92.5%
% of Patients satisfied with the time they had to wait for an appointment	1	2	N/A	85.1%	87.4%	87.0%

* This is based on patients treated on this contract for their most recent course of treatment. Figures in italics indicate the base number of FP17s or Patient Questionnaire responses are less than 100. N/A is shown where the base number of responses is less than 10 during the period. % is calculated as Quantity/Base number*100

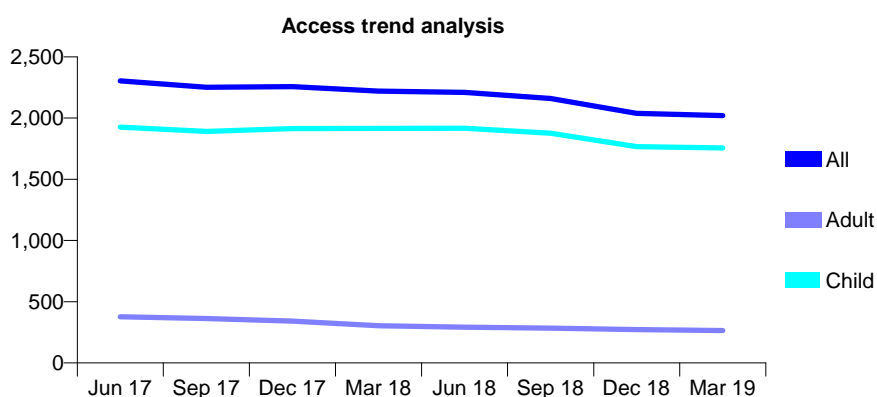
Q58 - Vital Signs At a Glance Contract Report for 137677/0003 - Year end March 2019

Name or company name	Leagrave Clinic Ltd
Contract type name	PDS Contract
Purpose of contract	General
Contract start date	01/04/2014
Contract end date	31/03/2020

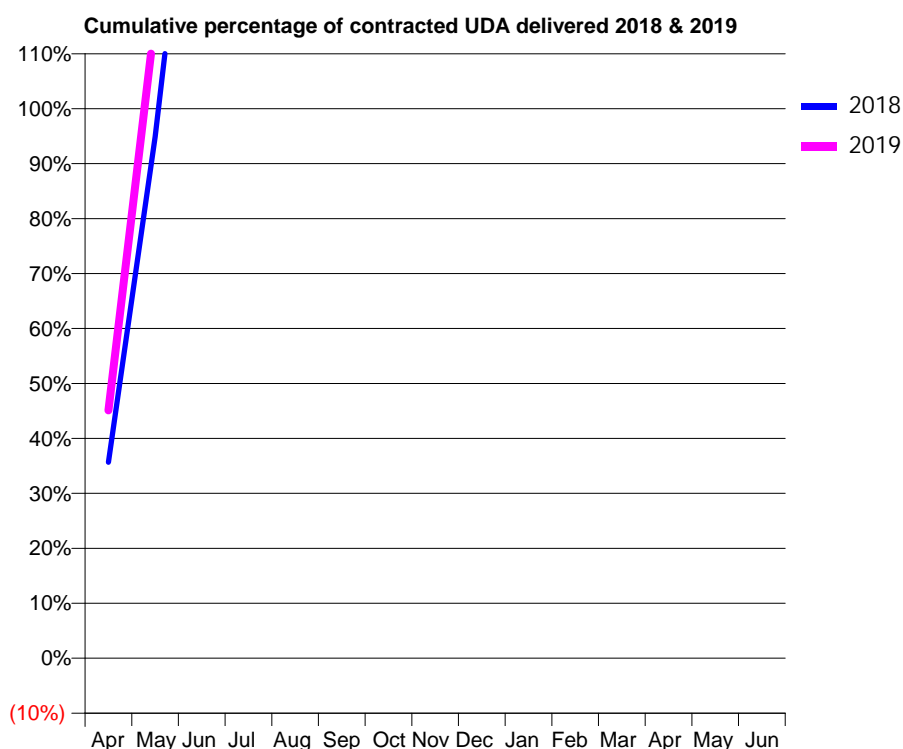
18/19 Contracted general activity (UDA)	900
Carry forward general activity (UDA)	0
18/19 Contracted orthodontic activity (UOA)	0
Carry forward orthodontic activity (UOA)	0
Baseline contract value	£580,537.63

ACCESS*

Patients seen in 24 months	Total	Change since previous quarter
Quarter ending March 2018	2,221	
Quarter ending June 2018	2,210	→
Quarter ending September 2018	2,161	↓
Quarter ending December 2018	2,039	↓
Quarter ending March 2019	2,020	→
Variance since March 2018	(9.0%)	↓



ACTIVITY



Month	2018	2019
April	321	406
May	854	1,045
June	1,497	1,553
July	2,264	2,544
August	2,823	2,995
September	3,528	3,615
October	4,362	4,500
November	5,116	4,862
December	5,777	5,475
January	6,358	6,200
February	7,150	6,899
March	7,830	7,715
April	8,130	7,951
May	8,130	7,954
June	8,130	7,954

QUALITY

	Quantity	Base Number	Contract	AT	Region	England
% of FP17s for the same patient ID Re-attending within 3 months - Children	189	2,703	7.0%	11.1%	11.5%	11.8%
% of FP17s for the same patient ID Re-attending within 3 months - Adults	12	294	4.1%	14.7%	15.2%	15.7%
% of FP17s for the same patient ID Re-attending between 3 & 9 months - Children	36	2,703	1.3%	58.0%	60.2%	58.9%
% of FP17s for the same patient ID Re-attending between 3 & 9 months - Adults	3	294	1.0%	48.6%	51.8%	50.8%
% of FP17s for Band 1 Urgent Courses	0	2,976	0.0%	8.7%	8.1%	9.1%
% of FP17s Relating to Free Repair or Replacements	0	2,976	0.0%	0.7%	0.8%	0.8%
% of FP17s Relating to Continuations	26	2,976	0.9%	0.8%	0.9%	0.9%
% of Patients satisfied with the dentistry they have received	0	0	N/A	94.2%	92.7%	92.5%
% of Patients satisfied with the time they had to wait for an appointment	0	0	N/A	85.1%	87.4%	87.0%

* This is based on patients treated on this contract for their most recent course of treatment.

Figures in italics indicate the base number of FP17s or Patient Questionnaire responses are less than 100. N/A is shown where the base number of responses is less than 10 during the period. % is calculated as Quantity/Base number*100

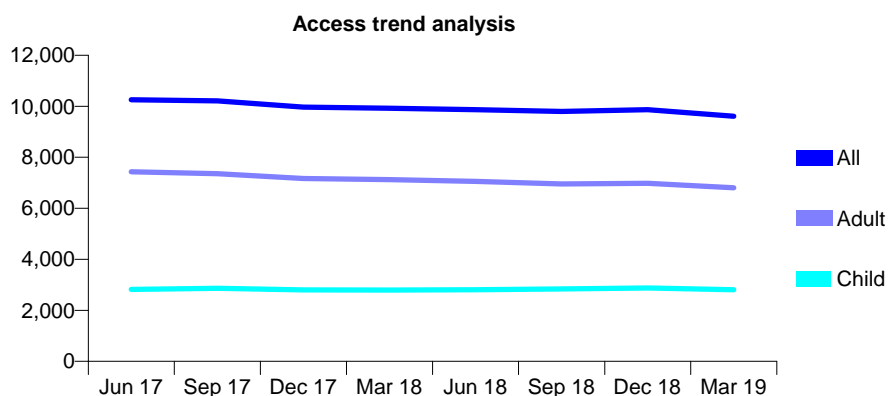
Q58 - Vital Signs At a Glance Contract Report for 138703/0002 - Year end March 2019

Name or company name	Palladium Services Limited
Contract type name	GDS Contract
Purpose of contract	General
Contract start date	05/08/2011
Contract end date	

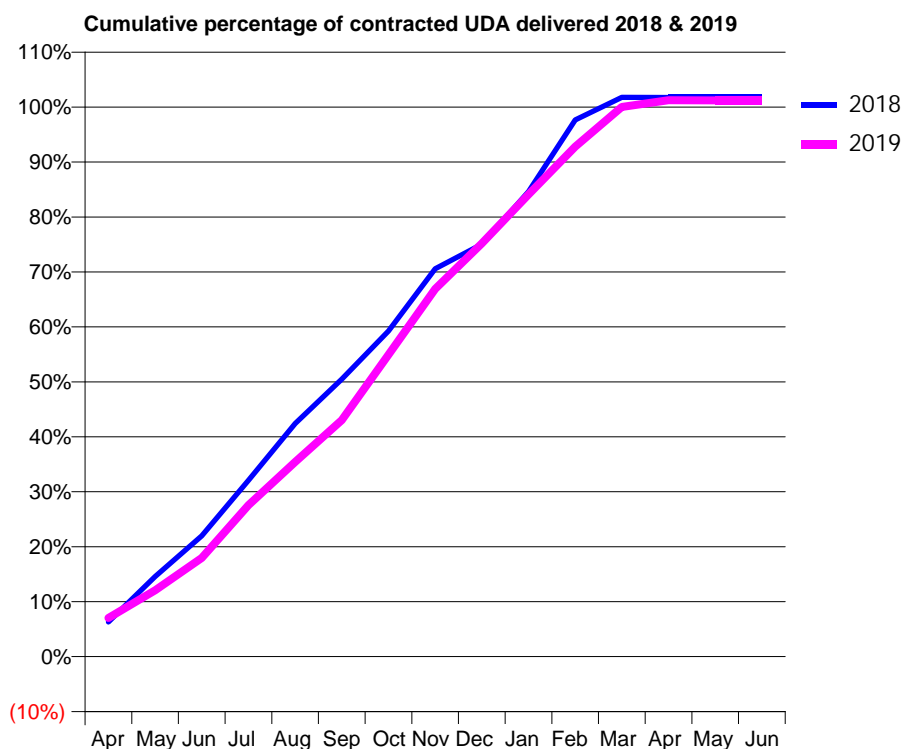
18/19 Contracted general activity (UDA)	24,913
Carry forward general activity (UDA)	-434
18/19 Contracted orthodontic activity (UOA)	0
Carry forward orthodontic activity (UOA)	0
Baseline contract value	£673,545.96

ACCESS*

Patients seen in 24 months	Total	Change since previous quarter
Quarter ending March 2018	9,922	
Quarter ending June 2018	9,864	→
Quarter ending September 2018	9,797	→
Quarter ending December 2018	9,866	→
Quarter ending March 2019	9,610	↓
Variance since March 2018	(3.1%)	↓



ACTIVITY



Month	Adjusted Scheduled Activity (UDA)	
	2018	2019
April	1,569	1,751
May	3,631	3,008
June	5,472	4,477
July	7,987	6,862
August	10,567	8,823
September	12,578	10,725
October	14,758	13,691
November	17,581	16,671
December	18,692	18,731
January	21,080	20,953
February	24,330	23,116
March	25,354	24,916
April	25,346	25,220
May	25,348	25,216
June	25,347	25,216

QUALITY

	Quantity	Base Number	Contract	AT	Region	England
% of FP17s for the same patient ID Re-attending within 3 months - Children	389	4,948	7.9%	11.1%	11.5%	11.8%
% of FP17s for the same patient ID Re-attending within 3 months - Adults	861	8,951	9.6%	14.7%	15.2%	15.7%
% of FP17s for the same patient ID Re-attending between 3 & 9 months - Children	3,221	4,948	65.1%	58.0%	60.2%	58.9%
% of FP17s for the same patient ID Re-attending between 3 & 9 months - Adults	5,018	8,951	56.1%	48.6%	51.8%	50.8%
% of FP17s for Band 1 Urgent Courses	881	14,021	6.3%	8.7%	8.1%	9.1%
% of FP17s Relating to Free Repair or Replacements	76	14,021	0.5%	0.7%	0.8%	0.8%
% of FP17s Relating to Continuations	31	14,021	0.2%	0.8%	0.9%	0.9%
% of Patients satisfied with the dentistry they have received	1	1	N/A	94.2%	92.7%	92.5%
% of Patients satisfied with the time they had to wait for an appointment	0	1	N/A	85.1%	87.4%	87.0%

* This is based on patients treated on this contract for their most recent course of treatment. Figures in italics indicate the base number of FP17s or Patient Questionnaire responses are less than 100. N/A is shown where the base number of responses is less than 10 during the period. % is calculated as Quantity/Base number*100

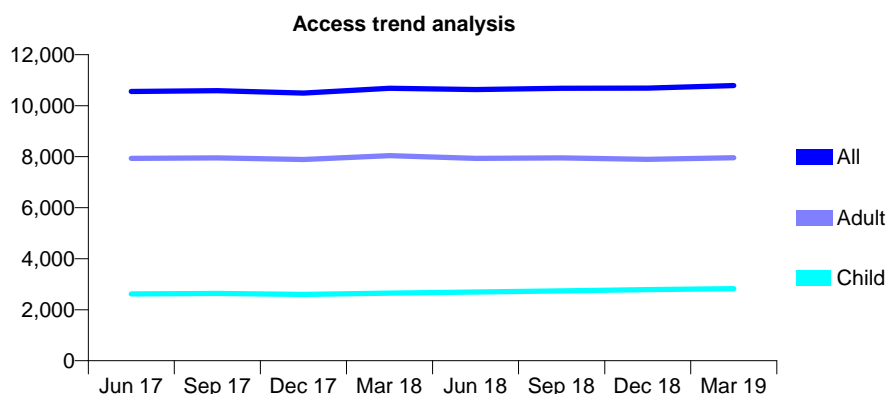
Q58 - Vital Signs At a Glance Contract Report for 140732/0001 - Year end March 2019

Name or company name	The Watford Dental Partnership Ltd
Contract type name	GDS Contract
Purpose of contract	General
Contract start date	01/10/2011
Contract end date	

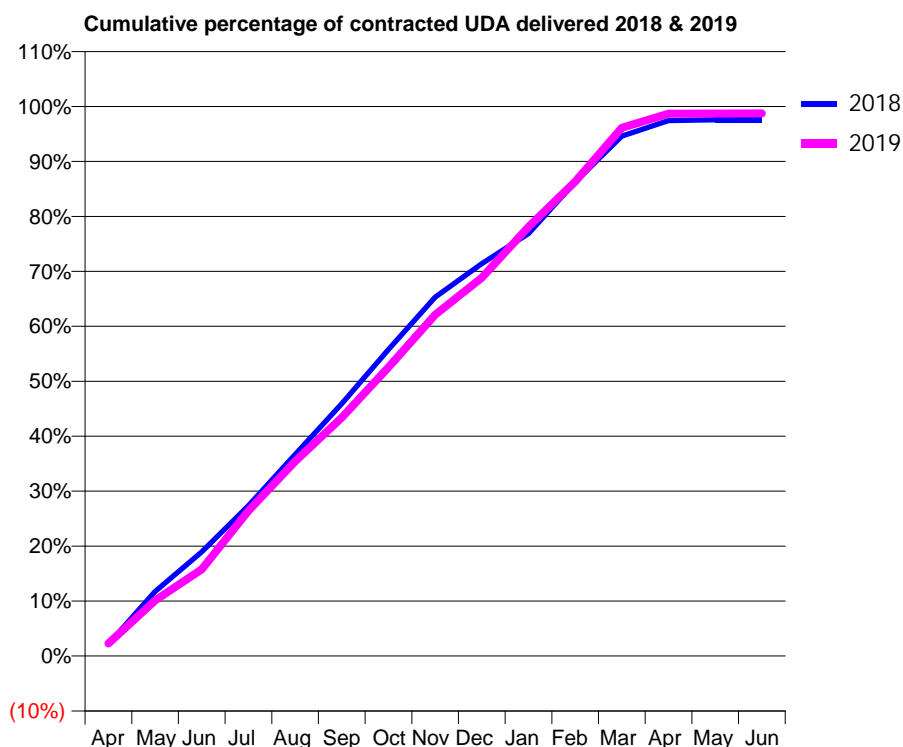
18/19 Contracted general activity (UDA)	22,916
Carry forward general activity (UDA)	556
18/19 Contracted orthodontic activity (UOA)	0
Carry forward orthodontic activity (UOA)	0
Baseline contract value	£545,798.88

ACCESS*

Patients seen in 24 months	Total	Change since previous quarter
Quarter ending March 2018	10,685	
Quarter ending June 2018	10,631	→
Quarter ending September 2018	10,684	→
Quarter ending December 2018	10,690	→
Quarter ending March 2019	10,787	→
Variance since March 2018	1.0%	→



ACTIVITY



Month	Adjusted Scheduled Activity (UDA)	
	2018	2019
April	505	526
May	2,694	2,320
June	4,338	3,616
July	6,272	6,061
August	8,404	8,115
September	10,524	9,938
October	12,784	12,044
November	14,966	14,234
December	16,360	15,773
January	17,615	17,891
February	19,770	19,781
March	21,679	22,022
April	22,323	22,615
May	22,358	22,622
June	22,360	22,623

QUALITY

	Quantity	Base Number	Contract	AT	Region	England
% of FP17s for the same patient ID Re-attending within 3 months - Children	291	3,955	7.4%	11.1%	11.5%	11.8%
% of FP17s for the same patient ID Re-attending within 3 months - Adults	1,419	9,651	14.7%	14.7%	15.2%	15.7%
% of FP17s for the same patient ID Re-attending between 3 & 9 months - Children	2,115	3,955	53.5%	58.0%	60.2%	58.9%
% of FP17s for the same patient ID Re-attending between 3 & 9 months - Adults	4,177	9,651	43.3%	48.6%	51.8%	50.8%
% of FP17s for Band 1 Urgent Courses	1,391	12,615	11.0%	8.7%	8.1%	9.1%
% of FP17s Relating to Free Repair or Replacements	53	12,615	0.4%	0.7%	0.8%	0.8%
% of FP17s Relating to Continuations	43	12,615	0.3%	0.8%	0.9%	0.9%
% of Patients satisfied with the dentistry they have received	0	0	N/A	94.2%	92.7%	92.5%
% of Patients satisfied with the time they had to wait for an appointment	0	0	N/A	85.1%	87.4%	87.0%

* This is based on patients treated on this contract for their most recent course of treatment. Figures in italics indicate the base number of FP17s or Patient Questionnaire responses are less than 100. N/A is shown where the base number of responses is less than 10 during the period. % is calculated as Quantity/Base number*100

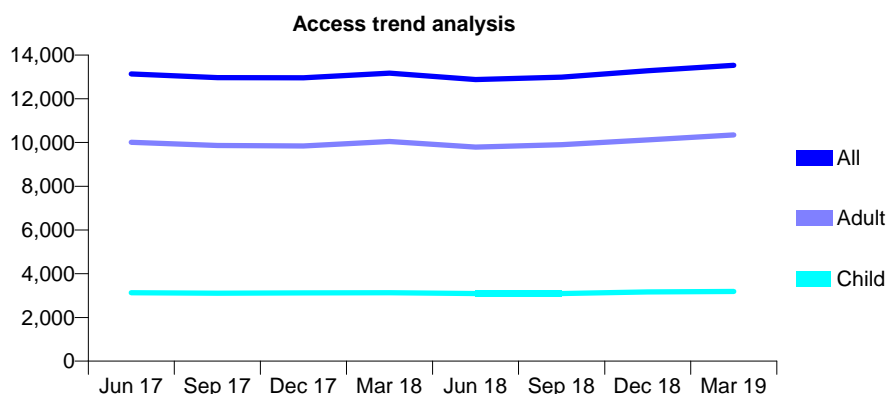
Q58 - Vital Signs At a Glance Contract Report for 141607/0001 - Year end March 2019

Name or company name	Ware Dental Care
Contract type name	GDS Contract
Purpose of contract	General
Contract start date	01/06/2007
Contract end date	

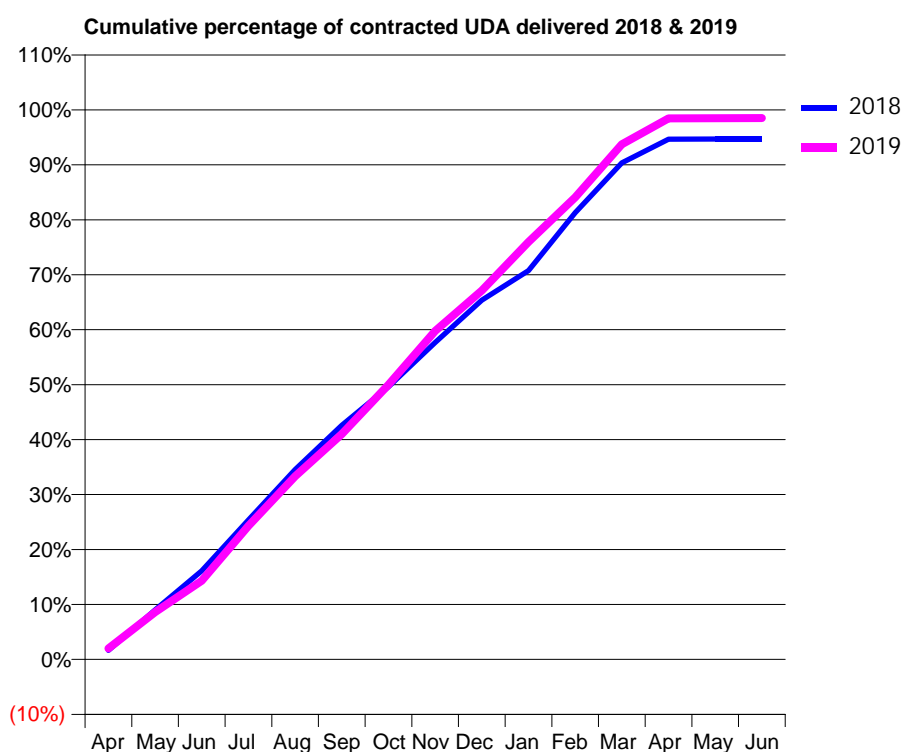
18/19 Contracted general activity (UDA)	35,500
Carry forward general activity (UDA)	437
18/19 Contracted orthodontic activity (UOA)	0
Carry forward orthodontic activity (UOA)	0
Baseline contract value	£936,955.75

ACCESS*

Patients seen in 24 months	Total	Change since previous quarter
Quarter ending March 2018	13,175	
Quarter ending June 2018	12,882	↓
Quarter ending September 2018	12,990	→
Quarter ending December 2018	13,286	↑
Quarter ending March 2019	13,535	→
Variance since March 2018	2.7%	↑



ACTIVITY



Month	Adjusted Scheduled Activity (UDA)	
	2018	2019
April	591	708
May	3,199	3,057
June	5,726	5,086
July	9,005	8,628
August	12,263	11,835
September	15,122	14,555
October	17,616	17,752
November	20,473	21,218
December	23,206	23,827
January	25,121	26,971
February	28,864	29,855
March	32,080	33,272
April	33,598	34,944
May	33,614	34,960
June	33,616	34,974

QUALITY

	Quantity	Base Number	Contract	AT	Region	England
% of FP17s for the same patient ID Re-attending within 3 months - Children	341	4,992	6.8%	11.1%	11.5%	11.8%
% of FP17s for the same patient ID Re-attending within 3 months - Adults	1,927	15,541	12.4%	14.7%	15.2%	15.7%
% of FP17s for the same patient ID Re-attending between 3 & 9 months - Children	3,322	4,992	66.5%	58.0%	60.2%	58.9%
% of FP17s for the same patient ID Re-attending between 3 & 9 months - Adults	9,390	15,541	60.4%	48.6%	51.8%	50.8%
% of FP17s for Band 1 Urgent Courses	1,560	20,578	7.6%	8.7%	8.1%	9.1%
% of FP17s Relating to Free Repair or Replacements	86	20,578	0.4%	0.7%	0.8%	0.8%
% of FP17s Relating to Continuations	141	20,578	0.7%	0.8%	0.9%	0.9%
% of Patients satisfied with the dentistry they have received	9	9	N/A	94.2%	92.7%	92.5%
% of Patients satisfied with the time they had to wait for an appointment	8	9	N/A	85.1%	87.4%	87.0%

* This is based on patients treated on this contract for their most recent course of treatment. Figures in italics indicate the base number of FP17s or Patient Questionnaire responses are less than 100. N/A is shown where the base number of responses is less than 10 during the period. % is calculated as Quantity/Base number*100

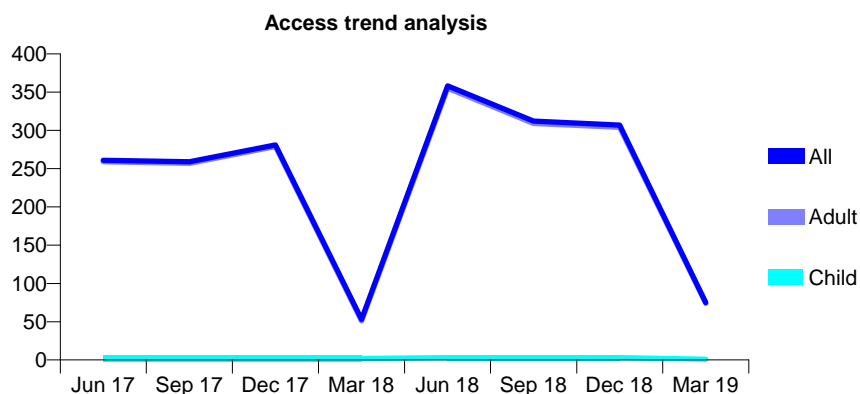
Q58 - Vital Signs At a Glance Contract Report for 141607/0002 - Year end March 2019

Name or company name	Ware Dental Care
Contract type name	PDS Contract
Purpose of contract	General
Contract start date	21/01/2013
Contract end date	31/03/2020

18/19 Contracted general activity (UDA)	2,144
Carry forward general activity (UDA)	0
18/19 Contracted orthodontic activity (UOA)	0
Carry forward orthodontic activity (UOA)	0
Baseline contract value	£85,001.04

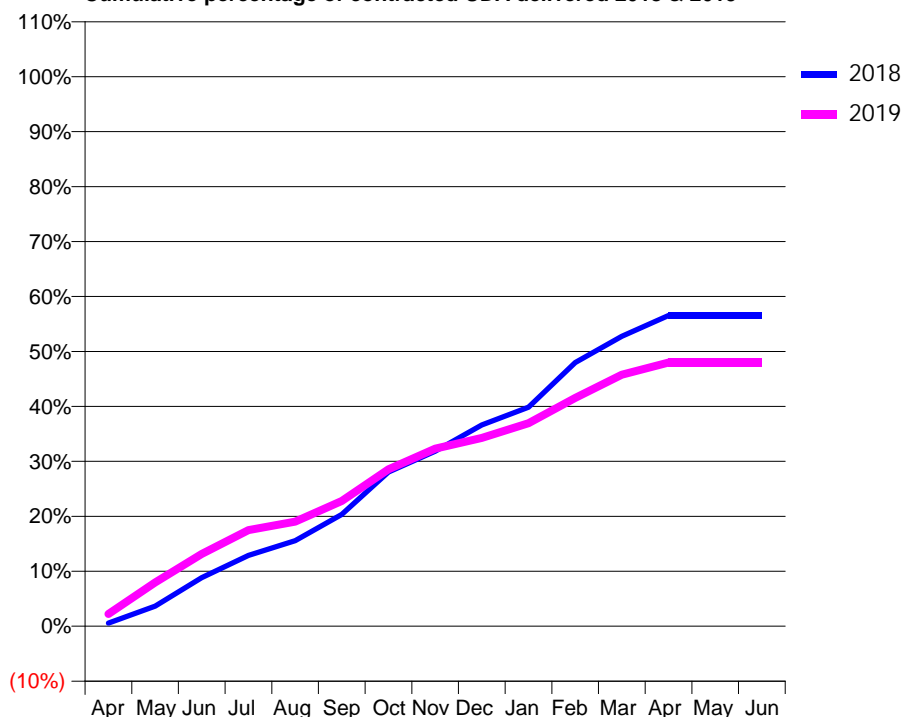
ACCESS*

Patients seen in 24 months	Total	Change since previous quarter
Quarter ending March 2018	53	
Quarter ending June 2018	358	↑
Quarter ending September 2018	312	↓
Quarter ending December 2018	307	↓
Quarter ending March 2019	75	↓
Variance since March 2018	41.5%	↑



ACTIVITY

Cumulative percentage of contracted UDA delivered 2018 & 2019



Month	Adjusted Scheduled Activity (UDA)	
	2018	2019
April	12	48
May	78	171
June	189	282
July	276	375
August	333	408
September	435	489
October	600	612
November	681	693
December	783	735
January	852	792
February	1,026	891
March	1,128	981
April	1,209	1,029
May	1,209	1,029
June	1,209	1,029

QUALITY

	Quantity	Base Number	Contract	AT	Region	England
% of FP17s for the same patient ID Re-attending within 3 months - Children	1	3	33.3%	11.1%	11.5%	11.8%
% of FP17s for the same patient ID Re-attending within 3 months - Adults	2	351	0.6%	14.7%	15.2%	15.7%
% of FP17s for the same patient ID Re-attending between 3 & 9 months - Children	0	3	0.0%	58.0%	60.2%	58.9%
% of FP17s for the same patient ID Re-attending between 3 & 9 months - Adults	2	351	0.6%	48.6%	51.8%	50.8%
% of FP17s for Band 1 Urgent Courses	0	345	0.0%	8.7%	8.1%	9.1%
% of FP17s Relating to Free Repair or Replacements	0	345	0.0%	0.7%	0.8%	0.8%
% of FP17s Relating to Continuations	0	345	0.0%	0.8%	0.9%	0.9%
% of Patients satisfied with the dentistry they have received	0	0	N/A	94.2%	92.7%	92.5%
% of Patients satisfied with the time they had to wait for an appointment	0	0	N/A	85.1%	87.4%	87.0%

* This is based on patients treated on this contract for their most recent course of treatment.

Figures in italics indicate the base number of FP17s or Patient Questionnaire responses are less than 100. N/A is shown where the base number of responses is less than 10 during the period. % is calculated as Quantity/Base number*100

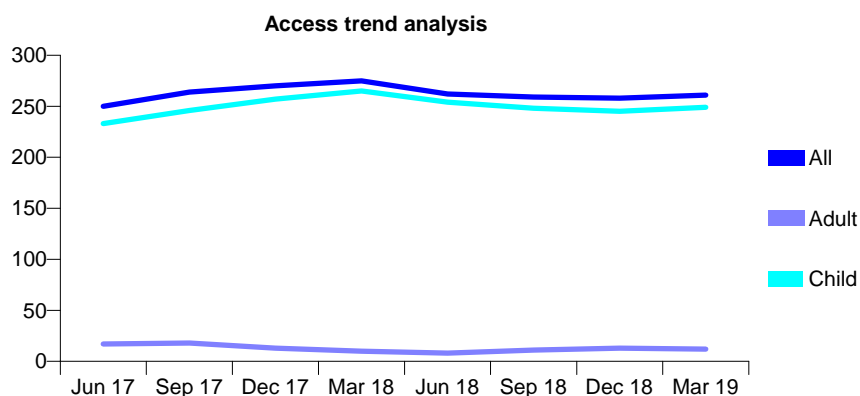
Q58 - Vital Signs At a Glance Contract Report for 144185/0001 - Year end March 2019

Name or company name	Boxmoor House Dental Practice
Contract type name	GDS Contract
Purpose of contract	General
Contract start date	13/07/2015
Contract end date	

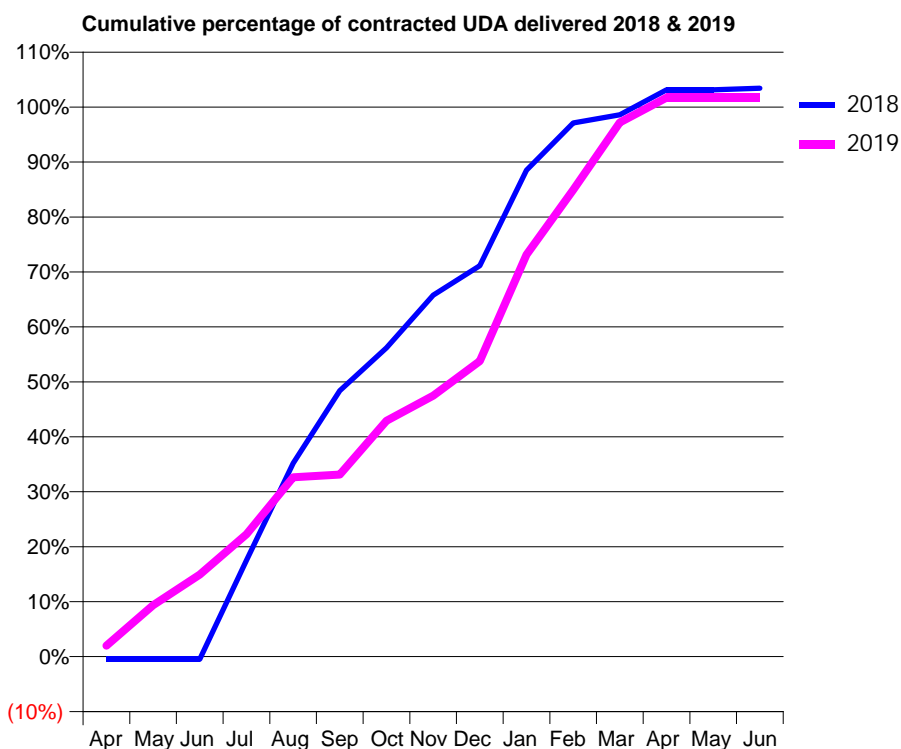
18/19 Contracted general activity (UDA)	399
Carry forward general activity (UDA)	-8
18/19 Contracted orthodontic activity (UOA)	0
Carry forward orthodontic activity (UOA)	0
Baseline contract value	£8,997.44

ACCESS*

Patients seen in 24 months	Total	Change since previous quarter
Quarter ending March 2018	275	
Quarter ending June 2018	262	↓
Quarter ending September 2018	259	↓
Quarter ending December 2018	258	→
Quarter ending March 2019	261	→
Variance since March 2018	(5.1%)	↓



ACTIVITY



Month	Adjusted Scheduled Activity (UDA)	
	2018	2019
April	-2	8
May	-2	37
June	-2	60
July	70	89
August	140	130
September	193	132
October	224	171
November	262	189
December	284	215
January	353	292
February	387	339
March	393	388
April	412	406
May	412	406
June	413	406

QUALITY

	Quantity	Base Number	Contract	AT	Region	England
% of FP17s for the same patient ID Re-attending within 3 months - Children	11	336	3.3%	11.1%	11.5%	11.8%
% of FP17s for the same patient ID Re-attending within 3 months - Adults	0	1	0.0%	14.7%	15.2%	15.7%
% of FP17s for the same patient ID Re-attending between 3 & 9 months - Children	190	336	56.5%	58.0%	60.2%	58.9%
% of FP17s for the same patient ID Re-attending between 3 & 9 months - Adults	0	1	0.0%	48.6%	51.8%	50.8%
% of FP17s for Band 1 Urgent Courses	9	334	2.7%	8.7%	8.1%	9.1%
% of FP17s Relating to Free Repair or Replacements	0	334	0.0%	0.7%	0.8%	0.8%
% of FP17s Relating to Continuations	0	334	0.0%	0.8%	0.9%	0.9%
% of Patients satisfied with the dentistry they have received	0	0	N/A	94.2%	92.7%	92.5%
% of Patients satisfied with the time they had to wait for an appointment	0	0	N/A	85.1%	87.4%	87.0%

* This is based on patients treated on this contract for their most recent course of treatment. Figures in italics indicate the base number of FP17s or Patient Questionnaire responses are less than 100. N/A is shown where the base number of responses is less than 10 during the period. % is calculated as Quantity/Base number*100

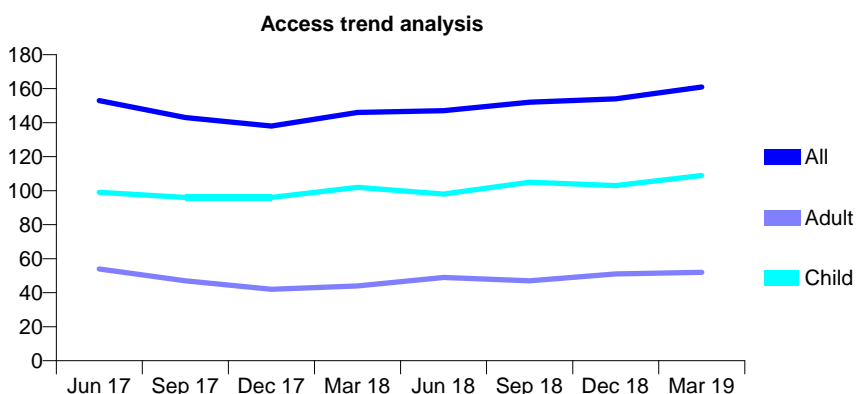
Q58 - Vital Signs At a Glance Contract Report for 144401/0001 - Year end March 2019

Name or company name	Berkeley Clinic
Contract type name	GDS Contract
Purpose of contract	General
Contract start date	01/04/2014
Contract end date	

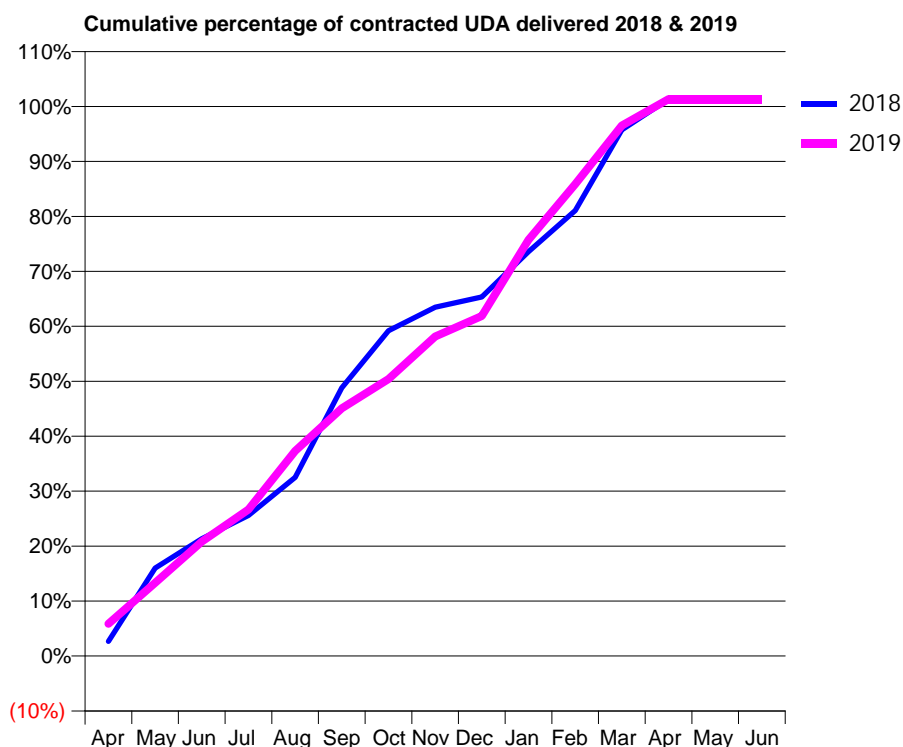
18/19 Contracted general activity (UDA)	375
Carry forward general activity (UDA)	-5
18/19 Contracted orthodontic activity (UOA)	0
Carry forward orthodontic activity (UOA)	0
Baseline contract value	£9,572.81

ACCESS*

Patients seen in 24 months	Total	Change since previous quarter
Quarter ending March 2018	146	
Quarter ending June 2018	147	→
Quarter ending September 2018	152	↑
Quarter ending December 2018	154	→
Quarter ending March 2019	161	↑
Variance since March 2018	10.3%	↑



ACTIVITY



Month	Adjusted Scheduled Activity (UDA)	
	2018	2019
April	10	22
May	60	50
June	80	78
July	96	100
August	122	140
September	183	169
October	222	189
November	238	218
December	245	232
January	276	284
February	304	322
March	359	362
April	380	380
May	380	380
June	380	380

QUALITY

	Quantity	Base Number	Contract	AT	Region	England
% of FP17s for the same patient ID Re-attending within 3 months - Children	16	155	10.3%	11.1%	11.5%	11.8%
% of FP17s for the same patient ID Re-attending within 3 months - Adults	1	47	2.1%	14.7%	15.2%	15.7%
% of FP17s for the same patient ID Re-attending between 3 & 9 months - Children	72	155	46.5%	58.0%	60.2%	58.9%
% of FP17s for the same patient ID Re-attending between 3 & 9 months - Adults	27	47	57.4%	48.6%	51.8%	50.8%
% of FP17s for Band 1 Urgent Courses	0	199	0.0%	8.7%	8.1%	9.1%
% of FP17s Relating to Free Repair or Replacements	0	199	0.0%	0.7%	0.8%	0.8%
% of FP17s Relating to Continuations	3	199	1.5%	0.8%	0.9%	0.9%
% of Patients satisfied with the dentistry they have received	0	0	N/A	94.2%	92.7%	92.5%
% of Patients satisfied with the time they had to wait for an appointment	0	0	N/A	85.1%	87.4%	87.0%

* This is based on patients treated on this contract for their most recent course of treatment. Figures in italics indicate the base number of FP17s or Patient Questionnaire responses are less than 100. N/A is shown where the base number of responses is less than 10 during the period. % is calculated as Quantity/Base number*100

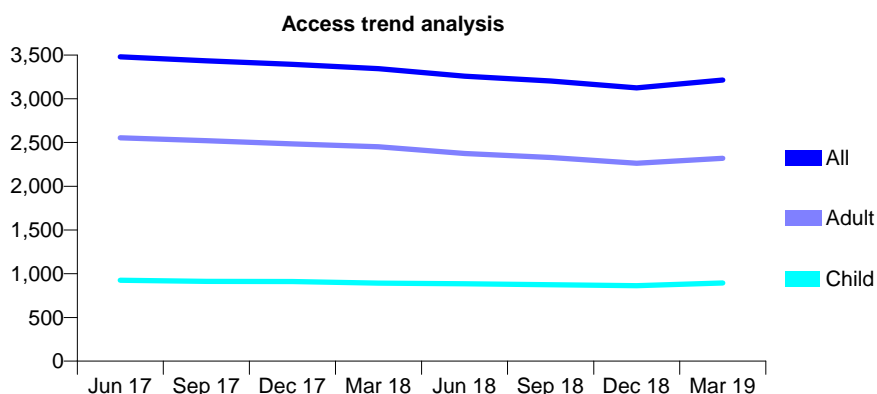
Q58 - Vital Signs At a Glance Contract Report for 144789/0001 - Year end March 2019

Name or company name	SAAB Professional Ltd
Contract type name	GDS Contract
Purpose of contract	General
Contract start date	01/01/2011
Contract end date	

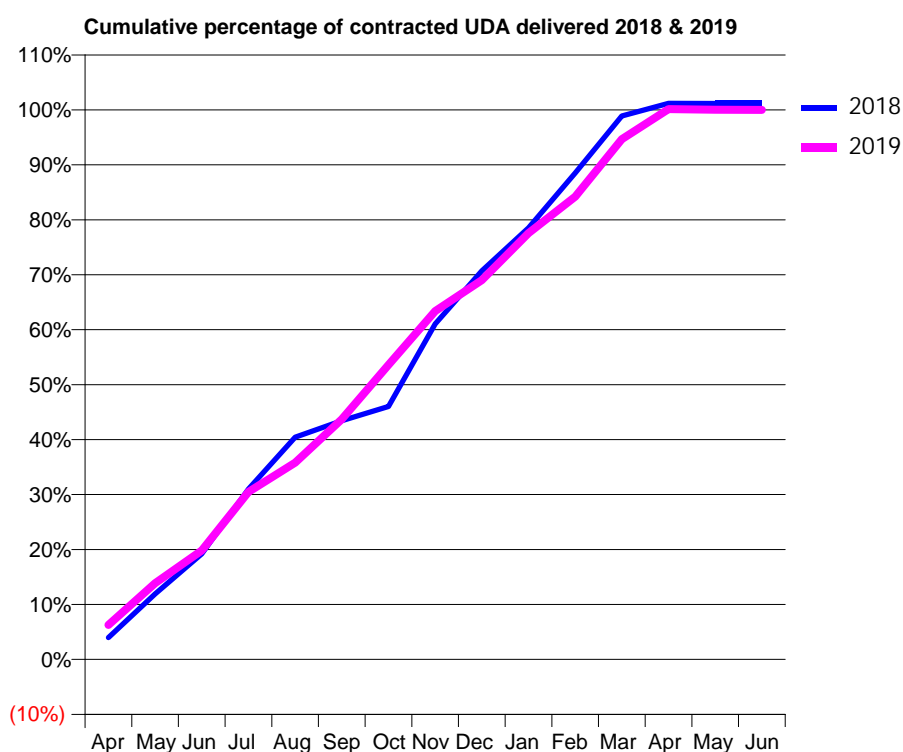
18/19 Contracted general activity (UDA)	7,343
Carry forward general activity (UDA)	-84
18/19 Contracted orthodontic activity (UOA)	0
Carry forward orthodontic activity (UOA)	0
Baseline contract value	£183,694.45

ACCESS*

Patients seen in 24 months	Total	Change since previous quarter
Quarter ending March 2018	3,344	
Quarter ending June 2018	3,259	↓
Quarter ending September 2018	3,204	↓
Quarter ending December 2018	3,125	↓
Quarter ending March 2019	3,214	↑
Variance since March 2018	(3.9%)	↓



ACTIVITY



Month	2018	2019
April	294	460
May	876	1,020
June	1,410	1,455
July	2,276	2,240
August	2,969	2,629
September	3,190	3,209
October	3,379	3,935
November	4,482	4,654
December	5,192	5,066
January	5,767	5,696
February	6,499	6,184
March	7,261	6,951
April	7,429	7,353
May	7,427	7,344
June	7,427	7,343

QUALITY

	Quantity	Base Number	Contract	AT	Region	England
% of FP17s for the same patient ID Re-attending within 3 months - Children	49	1,288	3.8%	11.1%	11.5%	11.8%
% of FP17s for the same patient ID Re-attending within 3 months - Adults	226	3,015	7.5%	14.7%	15.2%	15.7%
% of FP17s for the same patient ID Re-attending between 3 & 9 months - Children	845	1,288	65.6%	58.0%	60.2%	58.9%
% of FP17s for the same patient ID Re-attending between 3 & 9 months - Adults	1,962	3,015	65.1%	48.6%	51.8%	50.8%
% of FP17s for Band 1 Urgent Courses	205	4,395	4.7%	8.7%	8.1%	9.1%
% of FP17s Relating to Free Repair or Replacements	5	4,395	0.1%	0.7%	0.8%	0.8%
% of FP17s Relating to Continuations	9	4,395	0.2%	0.8%	0.9%	0.9%
% of Patients satisfied with the dentistry they have received	1	1	N/A	94.2%	92.7%	92.5%
% of Patients satisfied with the time they had to wait for an appointment	1	1	N/A	85.1%	87.4%	87.0%

* This is based on patients treated on this contract for their most recent course of treatment. Figures in italics indicate the base number of FP17s or Patient Questionnaire responses are less than 100. N/A is shown where the base number of responses is less than 10 during the period. % is calculated as Quantity/Base number*100

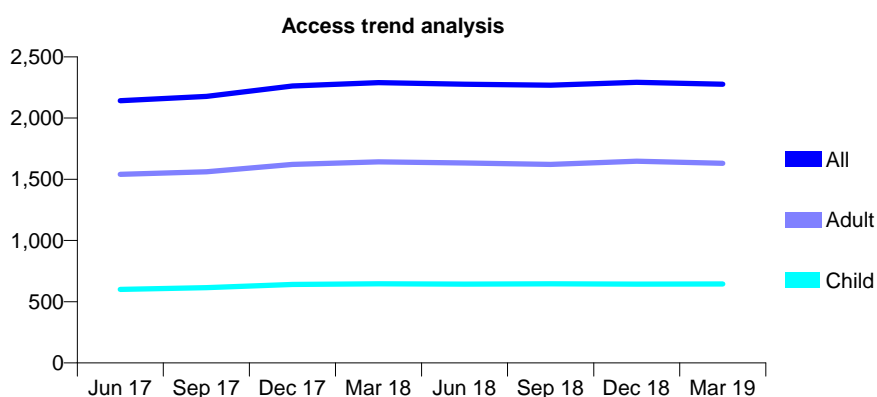
Q58 - Vital Signs At a Glance Contract Report for 145246/0001 - Year end March 2019

Name or company name	Mr M Eyrumlu and Mr A Eyrumlu
Contract type name	GDS Contract
Purpose of contract	General
Contract start date	07/05/2014
Contract end date	

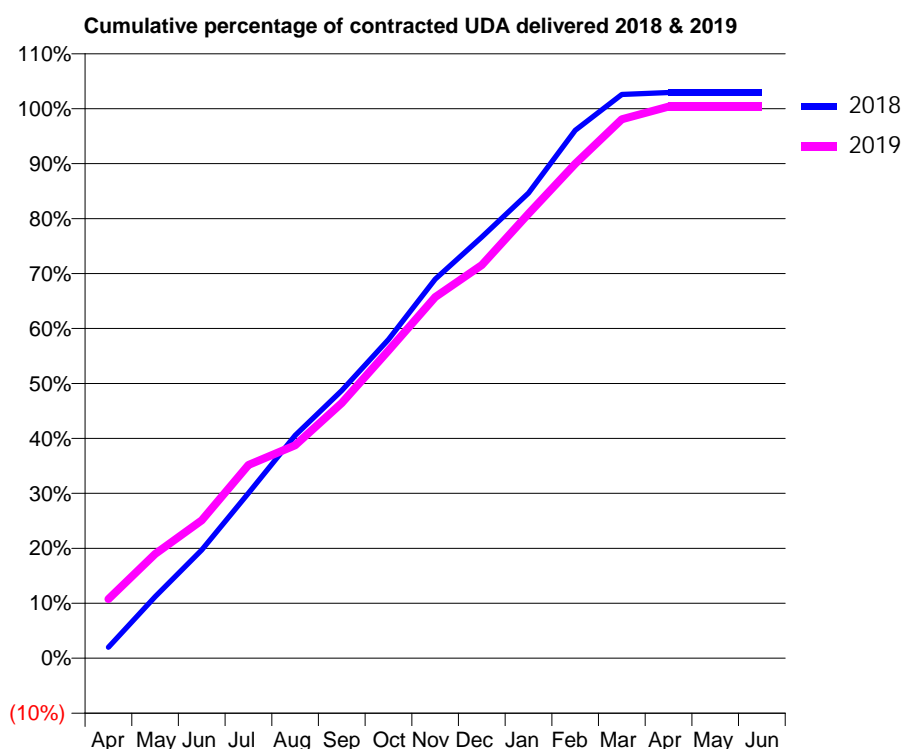
18/19 Contracted general activity (UDA)	9,500
Carry forward general activity (UDA)	-190
18/19 Contracted orthodontic activity (UOA)	0
Carry forward orthodontic activity (UOA)	0
Baseline contract value	£334,743.08

ACCESS*

Patients seen in 24 months	Total	Change since previous quarter
Quarter ending March 2018	2,289	
Quarter ending June 2018	2,276	→
Quarter ending September 2018	2,268	→
Quarter ending December 2018	2,292	→
Quarter ending March 2019	2,276	→
Variance since March 2018	(0.6%)	→



ACTIVITY



Month	2018	2019
April	190	1,022
May	1,063	1,801
June	1,874	2,384
July	2,854	3,342
August	3,854	3,681
September	4,628	4,412
October	5,508	5,321
November	6,553	6,244
December	7,282	6,797
January	8,043	7,686
February	9,127	8,547
March	9,745	9,318
April	9,779	9,537
May	9,779	9,537
June	9,779	9,537

QUALITY

	Quantity	Base Number	Contract	AT	Region	England
% of FP17s for the same patient ID Re-attending within 3 months - Children	38	958	4.0%	11.1%	11.5%	11.8%
% of FP17s for the same patient ID Re-attending within 3 months - Adults	264	2,451	10.8%	14.7%	15.2%	15.7%
% of FP17s for the same patient ID Re-attending between 3 & 9 months - Children	636	958	66.4%	58.0%	60.2%	58.9%
% of FP17s for the same patient ID Re-attending between 3 & 9 months - Adults	1,575	2,451	64.3%	48.6%	51.8%	50.8%
% of FP17s for Band 1 Urgent Courses	130	3,466	3.8%	8.7%	8.1%	9.1%
% of FP17s Relating to Free Repair or Replacements	53	3,466	1.5%	0.7%	0.8%	0.8%
% of FP17s Relating to Continuations	40	3,466	1.2%	0.8%	0.9%	0.9%
% of Patients satisfied with the dentistry they have received	0	0	N/A	94.2%	92.7%	92.5%
% of Patients satisfied with the time they had to wait for an appointment	0	0	N/A	85.1%	87.4%	87.0%

* This is based on patients treated on this contract for their most recent course of treatment.

Figures in italics indicate the base number of FP17s or Patient Questionnaire responses are less than 100. N/A is shown where the base number of responses is less than 10 during the period. % is calculated as Quantity/Base number*100

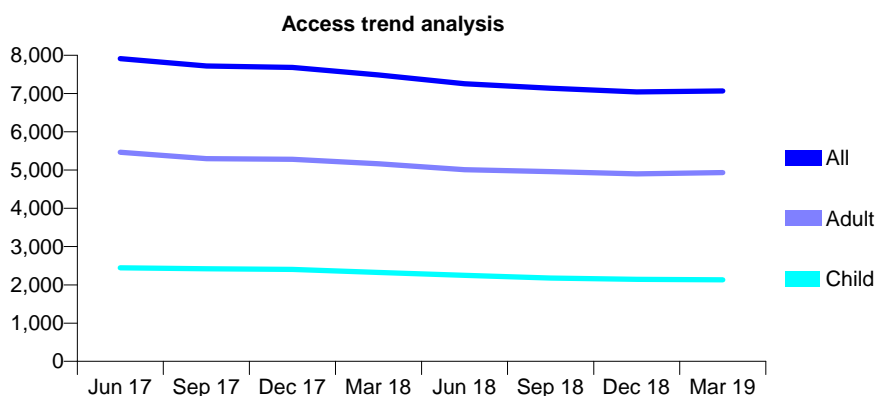
Q58 - Vital Signs At a Glance Contract Report for 145742/0001 - Year end March 2019

Name or company name	Southdown Dental Practice
Contract type name	GDS Contract
Purpose of contract	General
Contract start date	01/12/2011
Contract end date	

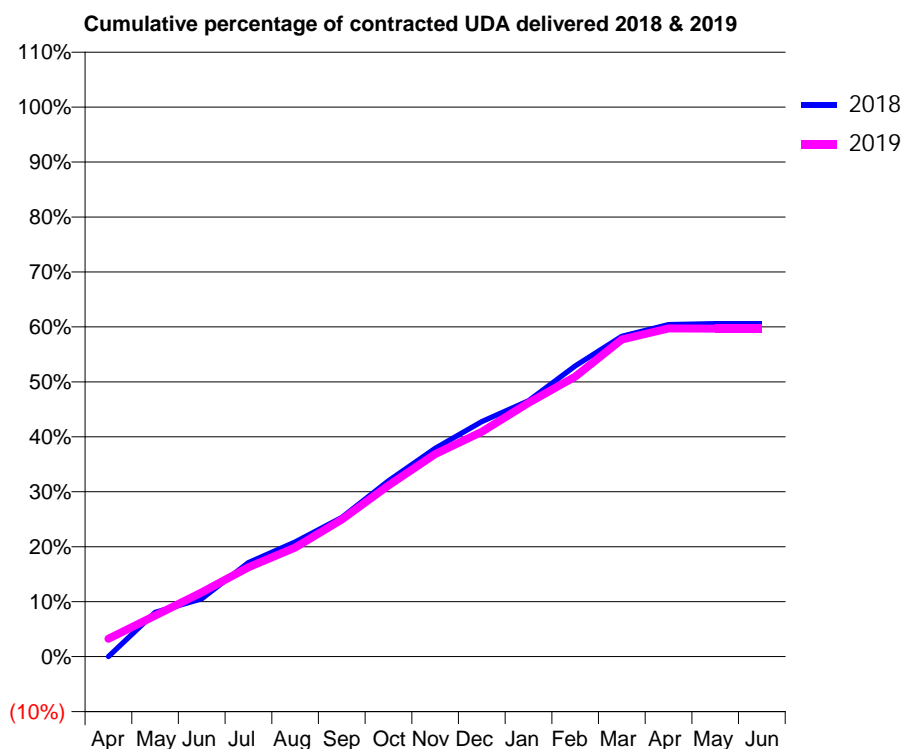
18/19 Contracted general activity (UDA)	37,862
Carry forward general activity (UDA)	0
18/19 Contracted orthodontic activity (UOA)	0
Carry forward orthodontic activity (UOA)	0
Baseline contract value	£1,052,179.09

ACCESS*

Patients seen in 24 months	Total	Change since previous quarter
Quarter ending March 2018	7,486	
Quarter ending June 2018	7,255	↓
Quarter ending September 2018	7,136	↓
Quarter ending December 2018	7,043	↓
Quarter ending March 2019	7,067	→
Variance since March 2018	(5.6%)	↓



ACTIVITY



Month	Adjusted Scheduled Activity (UDA)	
	2018	2019
April	0	1,235
May	3,049	2,833
June	3,979	4,430
July	6,479	6,159
August	7,905	7,520
September	9,586	9,448
October	12,115	11,794
November	14,360	13,953
December	16,190	15,482
January	17,623	17,483
February	20,036	19,294
March	22,068	21,853
April	22,877	22,603
May	22,937	22,600
June	22,938	22,594

QUALITY

	Quantity	Base Number	Contract	AT	Region	England
% of FP17s for the same patient ID Re-attending within 3 months - Children	219	2,985	7.3%	11.1%	11.5%	11.8%
% of FP17s for the same patient ID Re-attending within 3 months - Adults	866	6,163	14.1%	14.7%	15.2%	15.7%
% of FP17s for the same patient ID Re-attending between 3 & 9 months - Children	1,585	2,985	53.1%	58.0%	60.2%	58.9%
% of FP17s for the same patient ID Re-attending between 3 & 9 months - Adults	2,791	6,163	45.3%	48.6%	51.8%	50.8%
% of FP17s for Band 1 Urgent Courses	713	9,114	7.8%	8.7%	8.1%	9.1%
% of FP17s Relating to Free Repair or Replacements	48	9,114	0.5%	0.7%	0.8%	0.8%
% of FP17s Relating to Continuations	217	9,114	2.4%	0.8%	0.9%	0.9%
% of Patients satisfied with the dentistry they have received	3	4	N/A	94.2%	92.7%	92.5%
% of Patients satisfied with the time they had to wait for an appointment	3	4	N/A	85.1%	87.4%	87.0%

* This is based on patients treated on this contract for their most recent course of treatment. Figures in italics indicate the base number of FP17s or Patient Questionnaire responses are less than 100. N/A is shown where the base number of responses is less than 10 during the period. % is calculated as Quantity/Base number*100

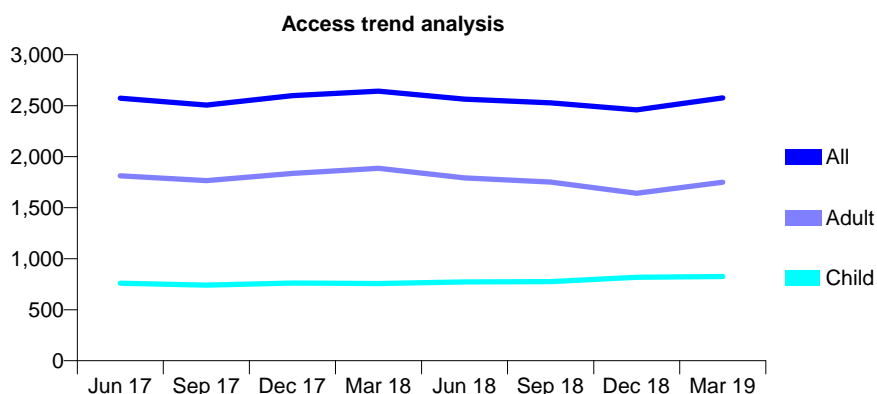
Q58 - Vital Signs At a Glance Contract Report for 146552/0001 - Year end March 2019

Name or company name	Nadeem Rathore
Contract type name	GDS Contract
Purpose of contract	General
Contract start date	23/02/2015
Contract end date	

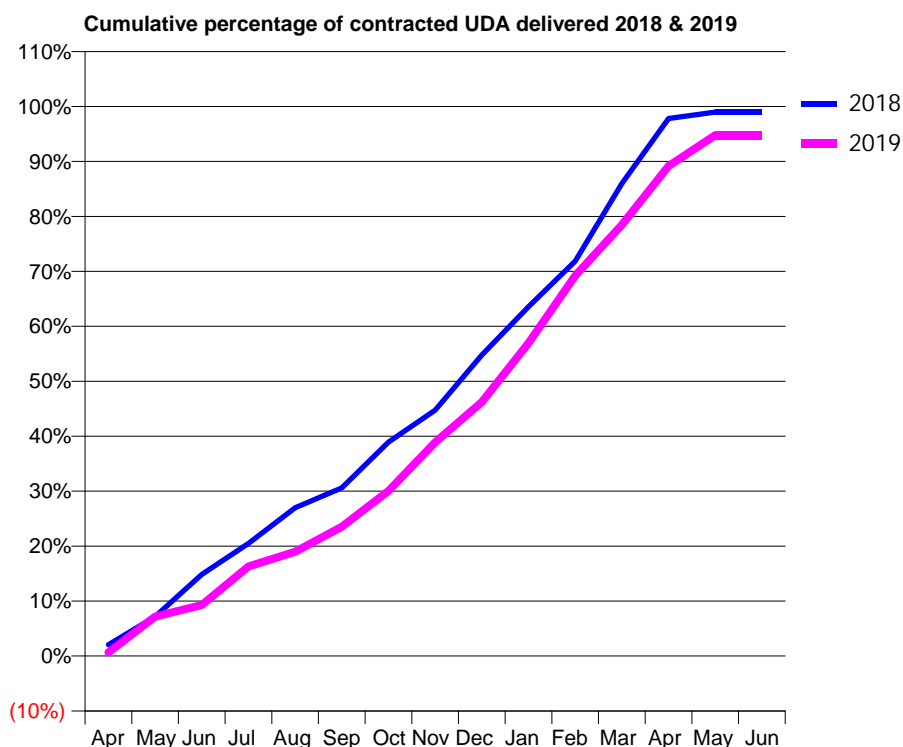
18/19 Contracted general activity (UDA)	6,279
Carry forward general activity (UDA)	64
18/19 Contracted orthodontic activity (UOA)	0
Carry forward orthodontic activity (UOA)	0
Baseline contract value	£141,925.29

ACCESS*

Patients seen in 24 months	Total	Change since previous quarter
Quarter ending March 2018	2,642	
Quarter ending June 2018	2,564	↓
Quarter ending September 2018	2,527	↓
Quarter ending December 2018	2,459	↓
Quarter ending March 2019	2,576	↑
Variance since March 2018	(2.5%)	↓



ACTIVITY



Month	Adjusted Scheduled Activity (UDA)	
	2018	2019
April	128	41
May	452	450
June	932	583
July	1,287	1,023
August	1,695	1,191
September	1,921	1,478
October	2,444	1,888
November	2,809	2,442
December	3,439	2,901
January	3,991	3,575
February	4,512	4,347
March	5,398	4,926
April	6,142	5,599
May	6,215	5,951
June	6,215	5,951

QUALITY

	Quantity	Base Number	Contract	AT	Region	England
% of FP17s for the same patient ID Re-attending within 3 months - Children	47	1,194	3.9%	11.1%	11.5%	11.8%
% of FP17s for the same patient ID Re-attending within 3 months - Adults	77	1,289	6.0%	14.7%	15.2%	15.7%
% of FP17s for the same patient ID Re-attending between 3 & 9 months - Children	715	1,194	59.9%	58.0%	60.2%	58.9%
% of FP17s for the same patient ID Re-attending between 3 & 9 months - Adults	294	1,289	22.8%	48.6%	51.8%	50.8%
% of FP17s for Band 1 Urgent Courses	286	2,623	10.9%	8.7%	8.1%	9.1%
% of FP17s Relating to Free Repair or Replacements	0	2,623	0.0%	0.7%	0.8%	0.8%
% of FP17s Relating to Continuations	0	2,623	0.0%	0.8%	0.9%	0.9%
% of Patients satisfied with the dentistry they have received	1	1	N/A	94.2%	92.7%	92.5%
% of Patients satisfied with the time they had to wait for an appointment	1	1	N/A	85.1%	87.4%	87.0%

* This is based on patients treated on this contract for their most recent course of treatment. Figures in italics indicate the base number of FP17s or Patient Questionnaire responses are less than 100. N/A is shown where the base number of responses is less than 10 during the period. % is calculated as Quantity/Base number*100

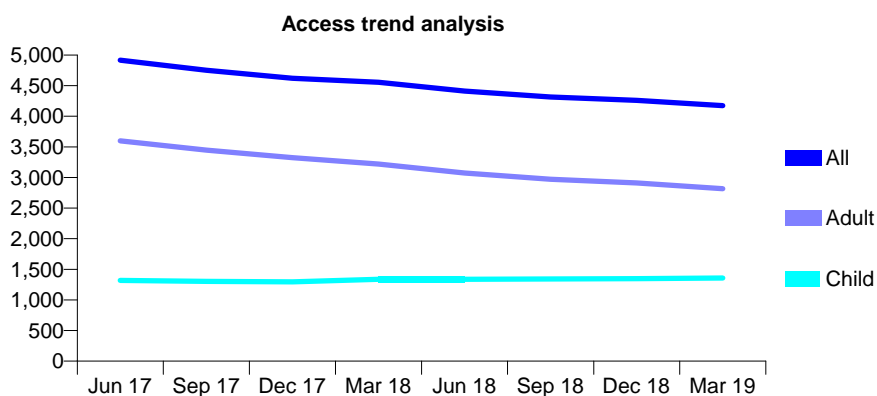
Q58 - Vital Signs At a Glance Contract Report for 147311/0001 - Year end March 2019

Name or company name	Abington Dental Practice
Contract type name	GDS Contract
Purpose of contract	General
Contract start date	01/04/2014
Contract end date	

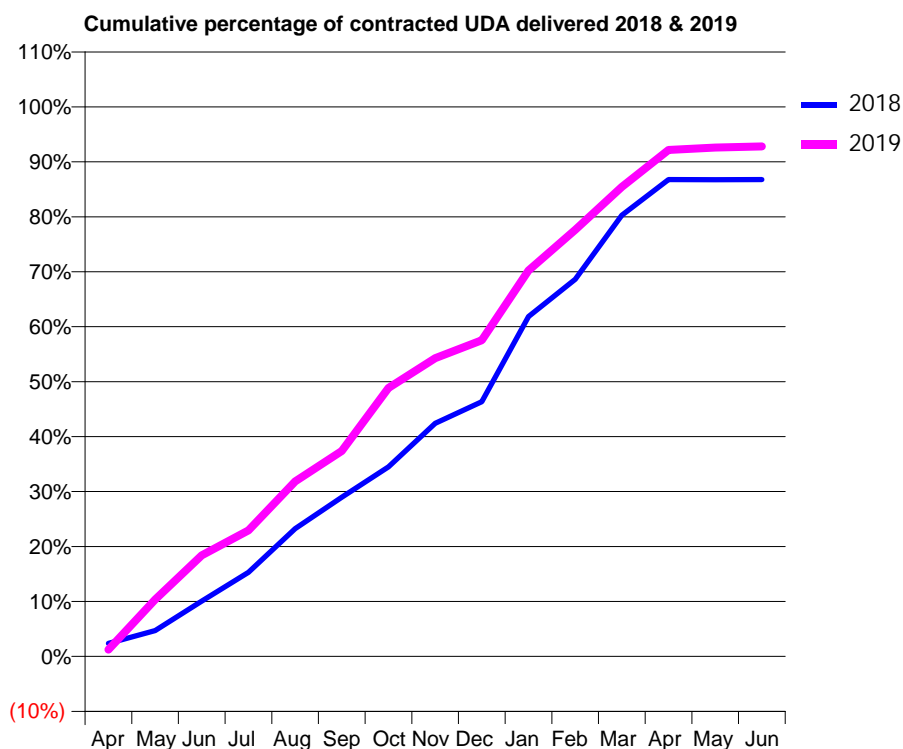
18/19 Contracted general activity (UDA)	15,504
Carry forward general activity (UDA)	0
18/19 Contracted orthodontic activity (UOA)	0
Carry forward orthodontic activity (UOA)	0
Baseline contract value	£401,665.31

ACCESS*

Patients seen in 24 months	Total	Change since previous quarter
Quarter ending March 2018	4,556	
Quarter ending June 2018	4,410	↓
Quarter ending September 2018	4,314	↓
Quarter ending December 2018	4,260	↓
Quarter ending March 2019	4,173	↓
Variance since March 2018	(8.4%)	↓



ACTIVITY



Month	Adjusted Scheduled Activity (UDA)	
	2018	2019
April	366	194
May	733	1,606
June	1,558	2,854
July	2,373	3,556
August	3,605	4,937
September	4,489	5,798
October	5,347	7,574
November	6,576	8,413
December	7,185	8,919
January	9,587	10,886
February	10,641	12,034
March	12,450	13,245
April	13,450	14,288
May	13,450	14,356
June	13,451	14,388

QUALITY

	Quantity	Base Number	Contract	AT	Region	England
% of FP17s for the same patient ID Re-attending within 3 months - Children	266	2,378	11.2%	11.1%	11.5%	11.8%
% of FP17s for the same patient ID Re-attending within 3 months - Adults	712	4,501	15.8%	14.7%	15.2%	15.7%
% of FP17s for the same patient ID Re-attending between 3 & 9 months - Children	1,604	2,378	67.5%	58.0%	60.2%	58.9%
% of FP17s for the same patient ID Re-attending between 3 & 9 months - Adults	3,075	4,501	68.3%	48.6%	51.8%	50.8%
% of FP17s for Band 1 Urgent Courses	425	6,839	6.2%	8.7%	8.1%	9.1%
% of FP17s Relating to Free Repair or Replacements	49	6,839	0.7%	0.7%	0.8%	0.8%
% of FP17s Relating to Continuations	37	6,839	0.5%	0.8%	0.9%	0.9%
% of Patients satisfied with the dentistry they have received	5	6	N/A	94.2%	92.7%	92.5%
% of Patients satisfied with the time they had to wait for an appointment	5	6	N/A	85.1%	87.4%	87.0%

* This is based on patients treated on this contract for their most recent course of treatment. Figures in italics indicate the base number of FP17s or Patient Questionnaire responses are less than 100. N/A is shown where the base number of responses is less than 10 during the period. % is calculated as Quantity/Base number*100

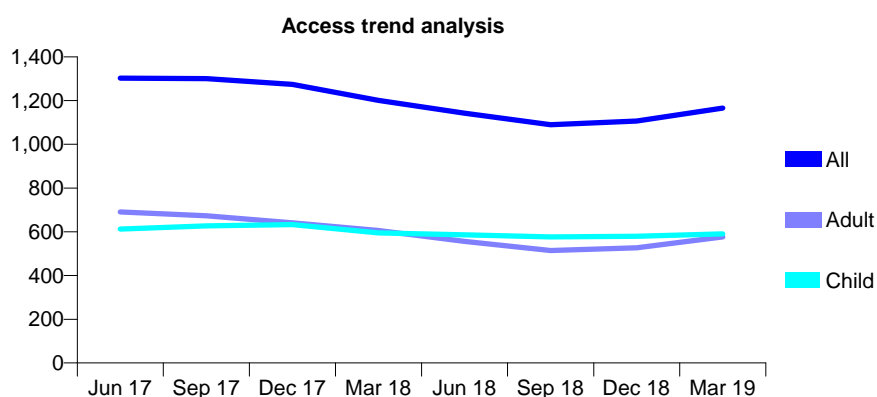
Q58 - Vital Signs At a Glance Contract Report for 147893/0001 - Year end March 2019

Name or company name	Hockerill Dental Practice
Contract type name	GDS Contract
Purpose of contract	General
Contract start date	01/10/2013
Contract end date	

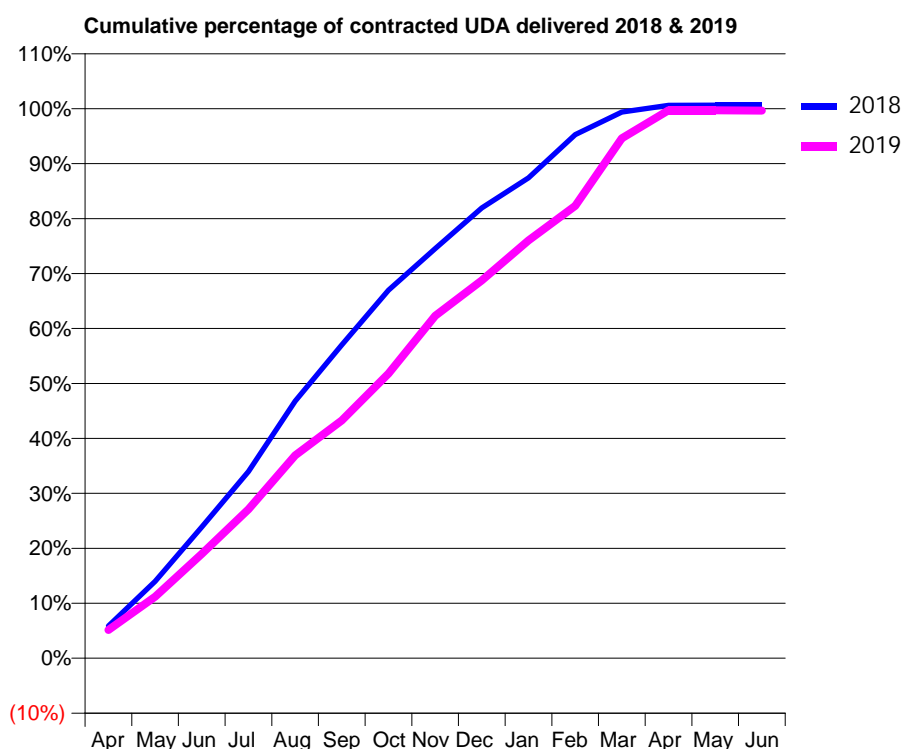
18/19 Contracted general activity (UDA)	2,475
Carry forward general activity (UDA)	-15
18/19 Contracted orthodontic activity (UOA)	0
Carry forward orthodontic activity (UOA)	0
Baseline contract value	£71,885.61

ACCESS*

Patients seen in 24 months	Total	Change since previous quarter
Quarter ending March 2018	1,201	
Quarter ending June 2018	1,142	↓
Quarter ending September 2018	1,090	↓
Quarter ending December 2018	1,106	→
Quarter ending March 2019	1,166	↑
Variance since March 2018	(2.9%)	↓



ACTIVITY



Month	2018	2019
April	145	127
May	346	277
June	591	470
July	841	670
August	1,158	914
September	1,411	1,070
October	1,657	1,282
November	1,845	1,542
December	2,028	1,701
January	2,163	1,882
February	2,358	2,037
March	2,460	2,342
April	2,490	2,468
May	2,491	2,468
June	2,491	2,467

QUALITY

	Quantity	Base Number	Contract	AT	Region	England
% of FP17s for the same patient ID Re-attending within 3 months - Children	48	898	5.3%	11.1%	11.5%	11.8%
% of FP17s for the same patient ID Re-attending within 3 months - Adults	40	684	5.8%	14.7%	15.2%	15.7%
% of FP17s for the same patient ID Re-attending between 3 & 9 months - Children	558	898	62.1%	58.0%	60.2%	58.9%
% of FP17s for the same patient ID Re-attending between 3 & 9 months - Adults	356	684	52.0%	48.6%	51.8%	50.8%
% of FP17s for Band 1 Urgent Courses	51	1,617	3.2%	8.7%	8.1%	9.1%
% of FP17s Relating to Free Repair or Replacements	2	1,617	0.1%	0.7%	0.8%	0.8%
% of FP17s Relating to Continuations	15	1,617	0.9%	0.8%	0.9%	0.9%
% of Patients satisfied with the dentistry they have received	0	0	N/A	94.2%	92.7%	92.5%
% of Patients satisfied with the time they had to wait for an appointment	0	0	N/A	85.1%	87.4%	87.0%

* This is based on patients treated on this contract for their most recent course of treatment.

Figures in italics indicate the base number of FP17s or Patient Questionnaire responses are less than 100. N/A is shown where the base number of responses is less than 10 during the period. % is calculated as Quantity/Base number*100

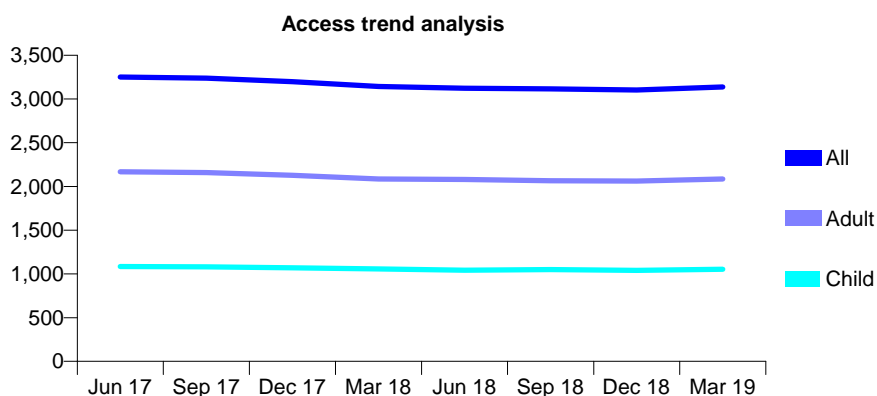
Q58 - Vital Signs At a Glance Contract Report for 147915/0001 - Year end March 2019

Name or company name	Marford Dental Practice
Contract type name	GDS Contract
Purpose of contract	General
Contract start date	13/05/2015
Contract end date	

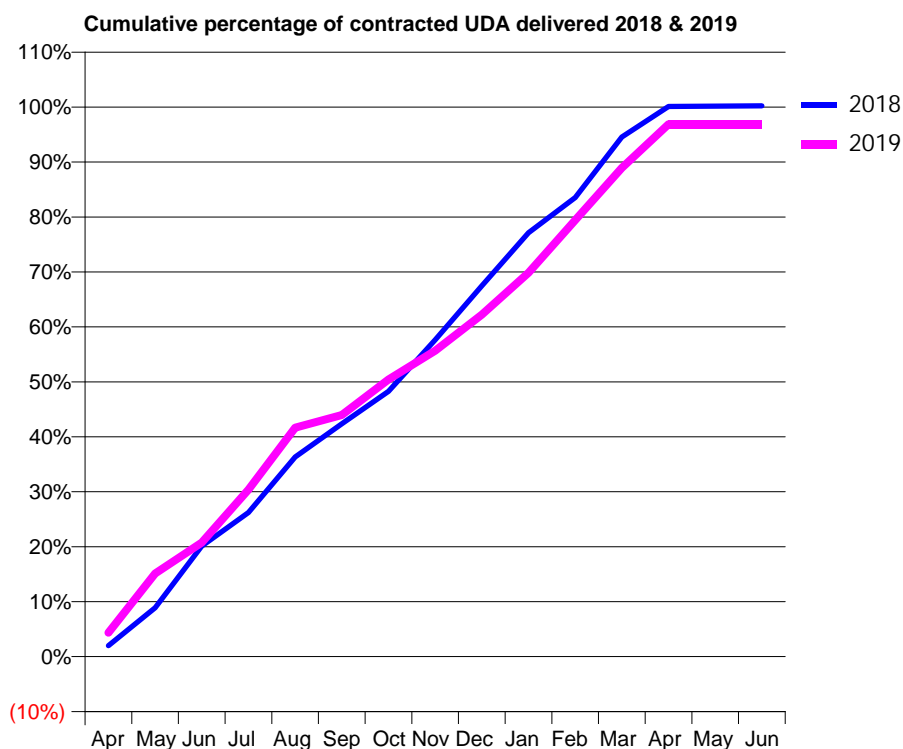
18/19 Contracted general activity (UDA)	9,281
Carry forward general activity (UDA)	-19
18/19 Contracted orthodontic activity (UOA)	0
Carry forward orthodontic activity (UOA)	0
Baseline contract value	£264,154.11

ACCESS*

Patients seen in 24 months	Total	Change since previous quarter
Quarter ending March 2018	3,143	
Quarter ending June 2018	3,122	→
Quarter ending September 2018	3,115	→
Quarter ending December 2018	3,102	→
Quarter ending March 2019	3,138	→
Variance since March 2018	(0.2%)	→



ACTIVITY



Month	Adjusted Scheduled Activity (UDA)	
	2018	2019
April	186	404
May	825	1,404
June	1,866	1,926
July	2,433	2,821
August	3,373	3,865
September	3,930	4,080
October	4,481	4,682
November	5,351	5,165
December	6,259	5,773
January	7,159	6,483
February	7,754	7,372
March	8,775	8,253
April	9,292	8,993
May	9,297	8,993
June	9,300	8,993

QUALITY

	Quantity	Base Number	Contract	AT	Region	England
% of FP17s for the same patient ID Re-attending within 3 months - Children	112	1,458	7.7%	11.1%	11.5%	11.8%
% of FP17s for the same patient ID Re-attending within 3 months - Adults	515	2,916	17.7%	14.7%	15.2%	15.7%
% of FP17s for the same patient ID Re-attending between 3 & 9 months - Children	838	1,458	57.5%	58.0%	60.2%	58.9%
% of FP17s for the same patient ID Re-attending between 3 & 9 months - Adults	1,421	2,916	48.7%	48.6%	51.8%	50.8%
% of FP17s for Band 1 Urgent Courses	354	4,357	8.1%	8.7%	8.1%	9.1%
% of FP17s Relating to Free Repair or Replacements	17	4,357	0.4%	0.7%	0.8%	0.8%
% of FP17s Relating to Continuations	104	4,357	2.4%	0.8%	0.9%	0.9%
% of Patients satisfied with the dentistry they have received	4	5	N/A	94.2%	92.7%	92.5%
% of Patients satisfied with the time they had to wait for an appointment	5	5	N/A	85.1%	87.4%	87.0%

* This is based on patients treated on this contract for their most recent course of treatment. Figures in italics indicate the base number of FP17s or Patient Questionnaire responses are less than 100. N/A is shown where the base number of responses is less than 10 during the period. % is calculated as Quantity/Base number*100

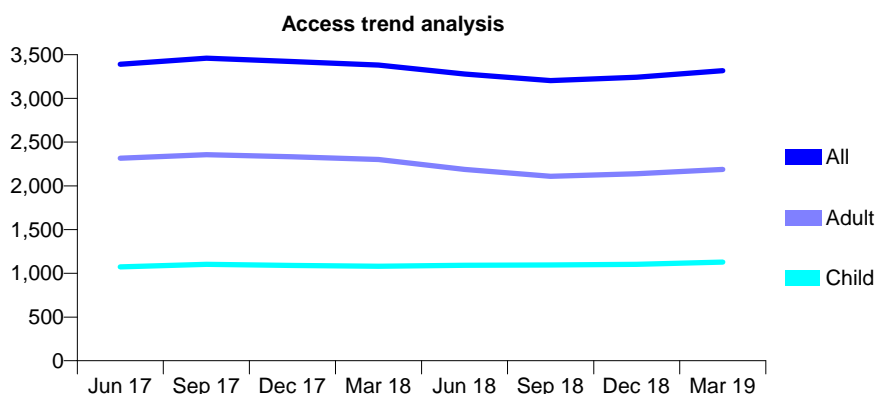
Q58 - Vital Signs At a Glance Contract Report for 149004/0002 - Year end March 2019

Name or company name	Greenleaves Dental Practice
Contract type name	GDS Contract
Purpose of contract	General
Contract start date	01/02/2009
Contract end date	

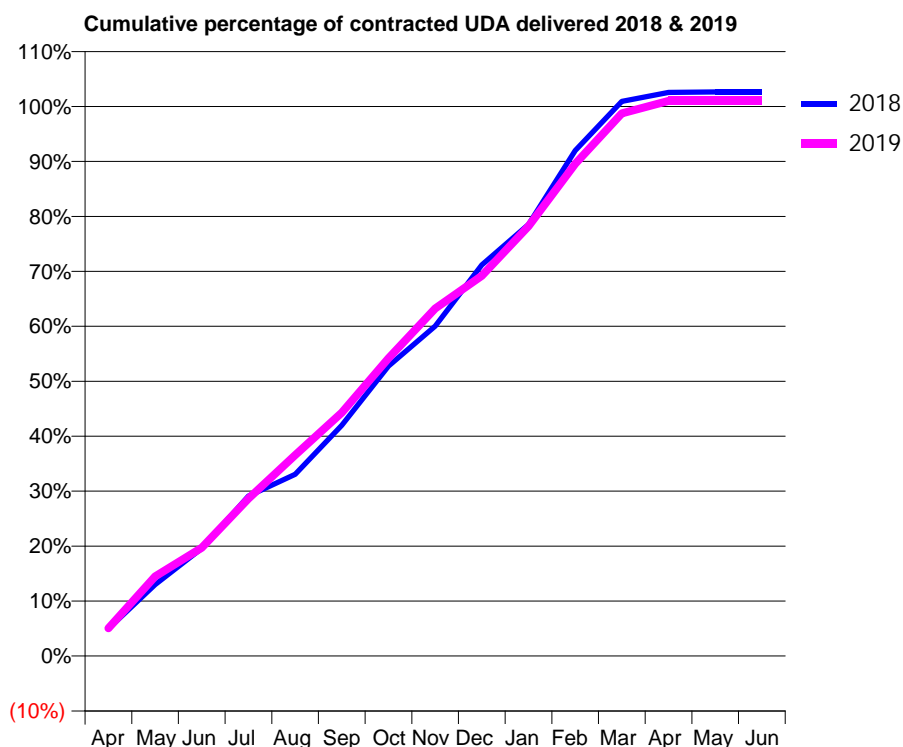
18/19 Contracted general activity (UDA)	7,150
Carry forward general activity (UDA)	-143
18/19 Contracted orthodontic activity (UOA)	0
Carry forward orthodontic activity (UOA)	0
Baseline contract value	£181,931.47

ACCESS*

Patients seen in 24 months	Total	Change since previous quarter
Quarter ending March 2018	3,382	
Quarter ending June 2018	3,278	↓
Quarter ending September 2018	3,204	↓
Quarter ending December 2018	3,241	→
Quarter ending March 2019	3,316	↑
Variance since March 2018	(2.0%)	↓



ACTIVITY



Month	Adjusted Scheduled Activity (UDA)	
	2018	2019
April	354	361
May	929	1,037
June	1,401	1,410
July	2,082	2,049
August	2,365	2,614
September	3,001	3,166
October	3,772	3,874
November	4,292	4,521
December	5,089	4,946
January	5,614	5,592
February	6,577	6,403
March	7,215	7,059
April	7,333	7,223
May	7,339	7,223
June	7,339	7,223

QUALITY

	Quantity	Base Number	Contract	AT	Region	England
% of FP17s for the same patient ID Re-attending within 3 months - Children	161	1,513	10.6%	11.1%	11.5%	11.8%
% of FP17s for the same patient ID Re-attending within 3 months - Adults	261	2,171	12.0%	14.7%	15.2%	15.7%
% of FP17s for the same patient ID Re-attending between 3 & 9 months - Children	753	1,513	49.8%	58.0%	60.2%	58.9%
% of FP17s for the same patient ID Re-attending between 3 & 9 months - Adults	803	2,171	37.0%	48.6%	51.8%	50.8%
% of FP17s for Band 1 Urgent Courses	374	3,478	10.8%	8.7%	8.1%	9.1%
% of FP17s Relating to Free Repair or Replacements	10	3,478	0.3%	0.7%	0.8%	0.8%
% of FP17s Relating to Continuations	13	3,478	0.4%	0.8%	0.9%	0.9%
% of Patients satisfied with the dentistry they have received	4	5	N/A	94.2%	92.7%	92.5%
% of Patients satisfied with the time they had to wait for an appointment	3	5	N/A	85.1%	87.4%	87.0%

* This is based on patients treated on this contract for their most recent course of treatment. Figures in italics indicate the base number of FP17s or Patient Questionnaire responses are less than 100. N/A is shown where the base number of responses is less than 10 during the period. % is calculated as Quantity/Base number*100

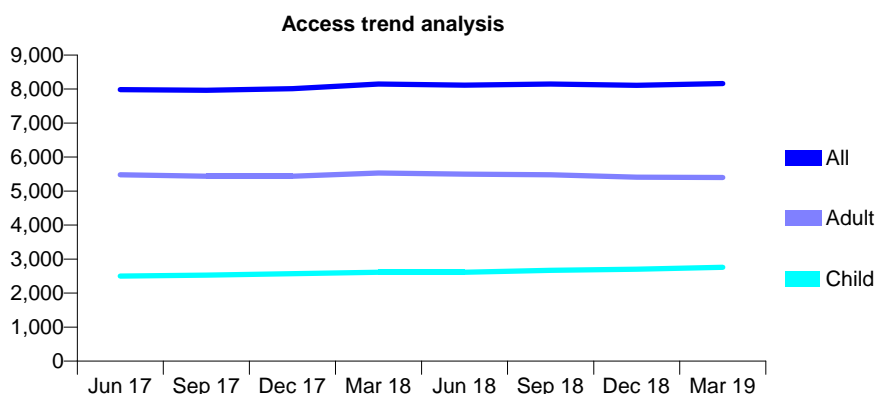
Q58 - Vital Signs At a Glance Contract Report for 149772/0001 - Year end March 2019

Name or company name	Vogue Dental Care
Contract type name	GDS Contract
Purpose of contract	General
Contract start date	01/11/2010
Contract end date	

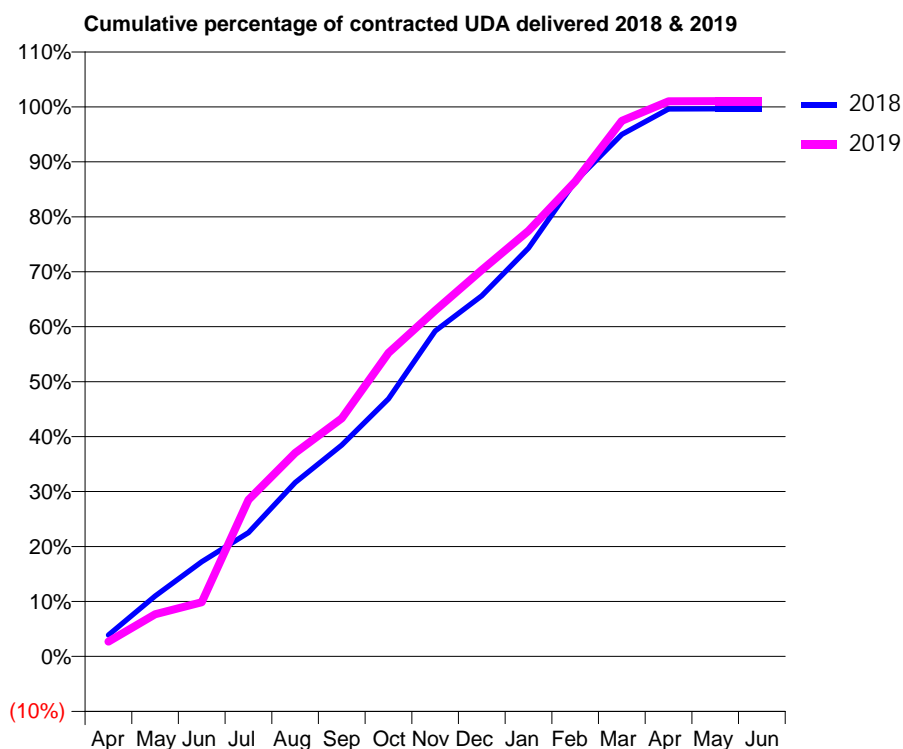
18/19 Contracted general activity (UDA)	19,156
Carry forward general activity (UDA)	66
18/19 Contracted orthodontic activity (UOA)	0
Carry forward orthodontic activity (UOA)	0
Baseline contract value	£667,156.76

ACCESS*

Patients seen in 24 months	Total	Change since previous quarter
Quarter ending March 2018	8,146	
Quarter ending June 2018	8,115	→
Quarter ending September 2018	8,149	→
Quarter ending December 2018	8,113	→
Quarter ending March 2019	8,163	→
Variance since March 2018	0.2%	→



ACTIVITY



Month	Adjusted Scheduled Activity (UDA)	
	2018	2019
April	744	517
May	2,106	1,470
June	3,300	1,888
July	4,317	5,459
August	6,064	7,091
September	7,364	8,298
October	8,979	10,576
November	11,347	12,062
December	12,571	13,469
January	14,236	14,834
February	16,562	16,556
March	18,193	18,665
April	19,081	19,351
May	19,085	19,353
June	19,090	19,352

QUALITY

	Quantity	Base Number	Contract	AT	Region	England
% of FP17s for the same patient ID Re-attending within 3 months - Children	504	4,389	11.5%	11.1%	11.5%	11.8%
% of FP17s for the same patient ID Re-attending within 3 months - Adults	1,368	7,475	18.3%	14.7%	15.2%	15.7%
% of FP17s for the same patient ID Re-attending between 3 & 9 months - Children	2,669	4,389	60.8%	58.0%	60.2%	58.9%
% of FP17s for the same patient ID Re-attending between 3 & 9 months - Adults	3,979	7,475	53.2%	48.6%	51.8%	50.8%
% of FP17s for Band 1 Urgent Courses	856	10,787	7.9%	8.7%	8.1%	9.1%
% of FP17s Relating to Free Repair or Replacements	56	10,787	0.5%	0.7%	0.8%	0.8%
% of FP17s Relating to Continuations	8	10,787	0.1%	0.8%	0.9%	0.9%
% of Patients satisfied with the dentistry they have received	6	6	N/A	94.2%	92.7%	92.5%
% of Patients satisfied with the time they had to wait for an appointment	6	6	N/A	85.1%	87.4%	87.0%

* This is based on patients treated on this contract for their most recent course of treatment. Figures in italics indicate the base number of FP17s or Patient Questionnaire responses are less than 100. N/A is shown where the base number of responses is less than 10 during the period. % is calculated as Quantity/Base number*100

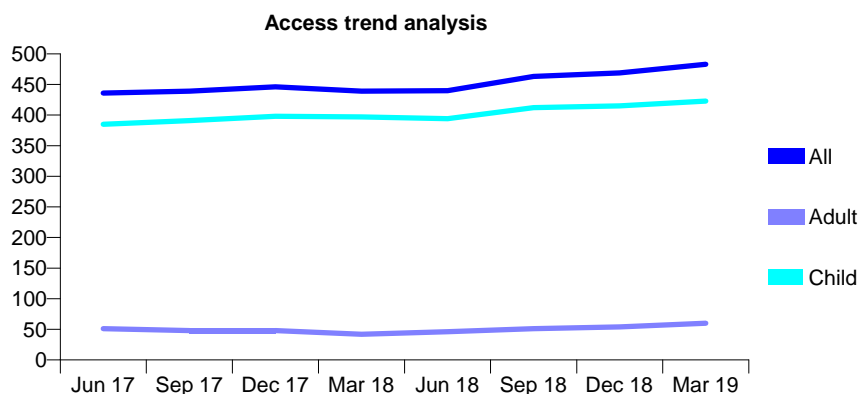
Q58 - Vital Signs At a Glance Contract Report for 150002/0001 - Year end March 2019

Name or company name	Smilecraft Dental Care
Contract type name	GDS Contract
Purpose of contract	General
Contract start date	01/09/2012
Contract end date	

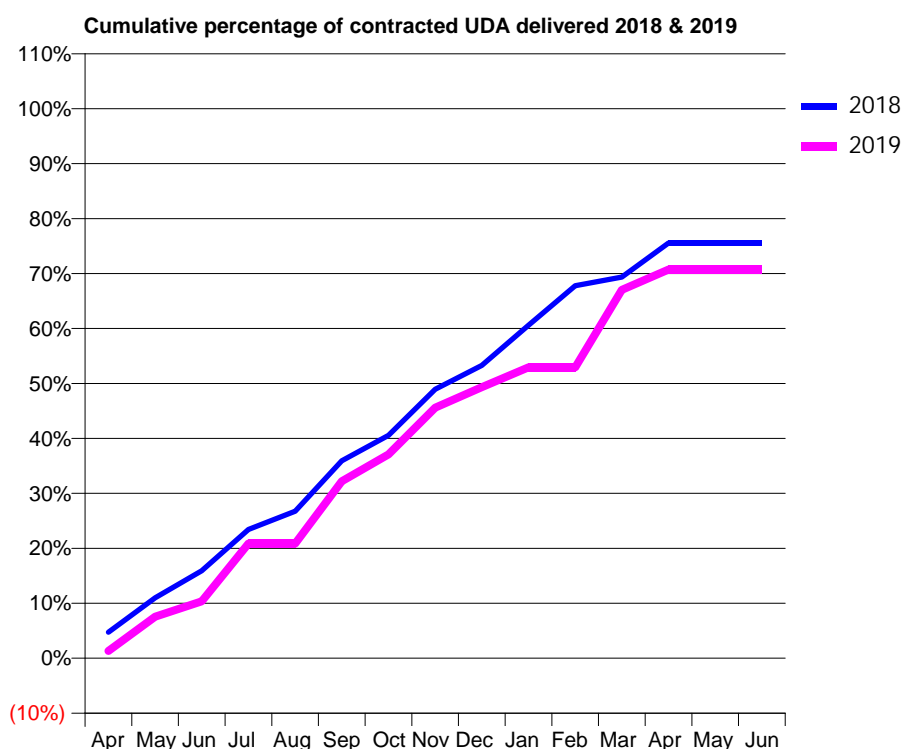
18/19 Contracted general activity (UDA)	1,800
Carry forward general activity (UDA)	0
18/19 Contracted orthodontic activity (UOA)	0
Carry forward orthodontic activity (UOA)	0
Baseline contract value	£47,123.63

ACCESS*

Patients seen in 24 months	Total	Change since previous quarter
Quarter ending March 2018	439	
Quarter ending June 2018	440	→
Quarter ending September 2018	463	↑
Quarter ending December 2018	469	→
Quarter ending March 2019	483	↑
Variance since March 2018	10.0%	↑



ACTIVITY



Month	2018	2019
April	85	24
May	198	136
June	286	186
July	422	376
August	482	376
September	647	579
October	730	668
November	881	821
December	959	888
January	1,091	953
February	1,220	953
March	1,248	1,207
April	1,360	1,273
May	1,360	1,273
June	1,360	1,273

QUALITY

	Quantity	Base Number	Contract	AT	Region	England
% of FP17s for the same patient ID Re-attending within 3 months - Children	55	954	5.8%	11.1%	11.5%	11.8%
% of FP17s for the same patient ID Re-attending within 3 months - Adults	0	36	0.0%	14.7%	15.2%	15.7%
% of FP17s for the same patient ID Re-attending between 3 & 9 months - Children	756	954	79.2%	58.0%	60.2%	58.9%
% of FP17s for the same patient ID Re-attending between 3 & 9 months - Adults	28	36	77.8%	48.6%	51.8%	50.8%
% of FP17s for Band 1 Urgent Courses	16	960	1.7%	8.7%	8.1%	9.1%
% of FP17s Relating to Free Repair or Replacements	0	960	0.0%	0.7%	0.8%	0.8%
% of FP17s Relating to Continuations	0	960	0.0%	0.8%	0.9%	0.9%
% of Patients satisfied with the dentistry they have received	1	1	N/A	94.2%	92.7%	92.5%
% of Patients satisfied with the time they had to wait for an appointment	1	1	N/A	85.1%	87.4%	87.0%

* This is based on patients treated on this contract for their most recent course of treatment. Figures in italics indicate the base number of FP17s or Patient Questionnaire responses are less than 100. N/A is shown where the base number of responses is less than 10 during the period. % is calculated as Quantity/Base number*100

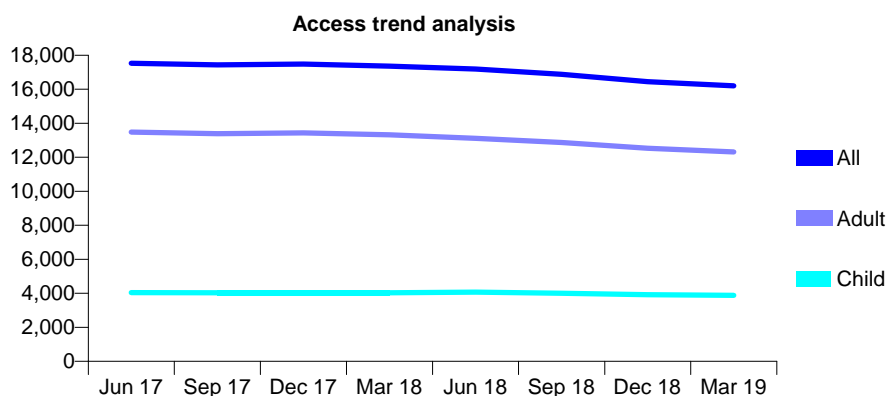
Q58 - Vital Signs At a Glance Contract Report for 150592/0001 - Year end March 2019

Name or company name	Flitwick Dental Group
Contract type name	GDS Contract
Purpose of contract	General
Contract start date	14/08/2014
Contract end date	

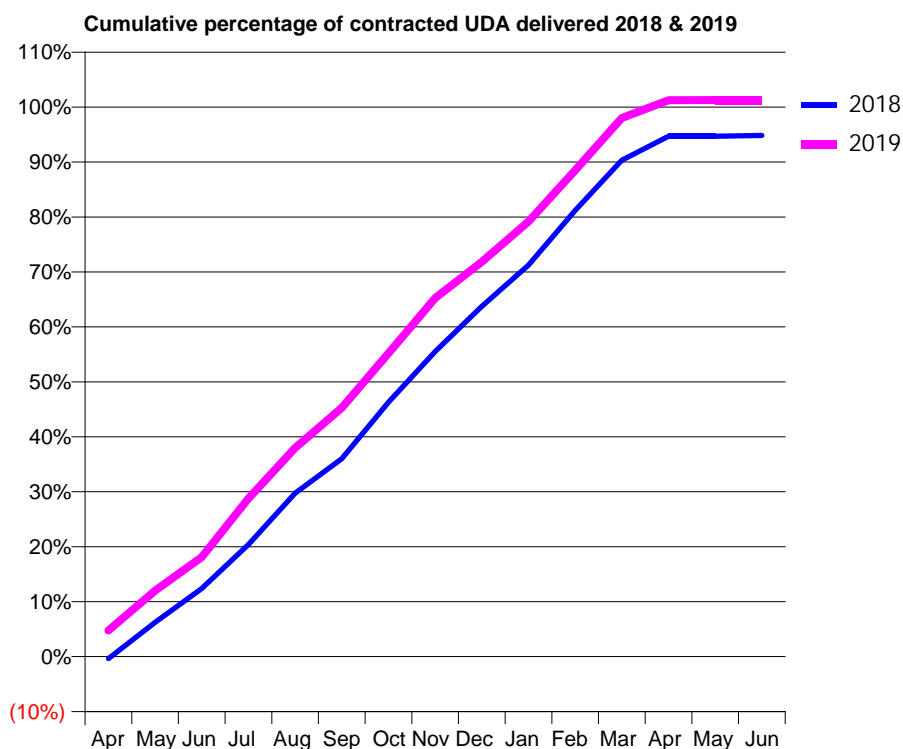
18/19 Contracted general activity (UDA)	40,361
Carry forward general activity (UDA)	0
18/19 Contracted orthodontic activity (UOA)	0
Carry forward orthodontic activity (UOA)	0
Baseline contract value	£921,883.16

ACCESS*

Patients seen in 24 months	Total	Change since previous quarter
Quarter ending March 2018	17,357	
Quarter ending June 2018	17,189	→
Quarter ending September 2018	16,884	↓
Quarter ending December 2018	16,448	↓
Quarter ending March 2019	16,197	↓
Variance since March 2018	(6.7%)	↓



ACTIVITY



Month	Adjusted Scheduled Activity (UDA)	
	2018	2019
April	-148	1,928
May	2,526	4,853
June	4,999	7,306
July	8,234	11,623
August	12,009	15,330
September	14,534	18,269
October	18,680	22,282
November	22,411	26,330
December	25,728	28,985
January	28,761	31,957
February	32,774	35,727
March	36,446	39,555
April	38,213	40,861
May	38,223	40,879
June	38,282	40,880

QUALITY

	Quantity	Base Number	Contract	AT	Region	England
% of FP17s for the same patient ID Re-attending within 3 months - Children	357	5,470	6.5%	11.1%	11.5%	11.8%
% of FP17s for the same patient ID Re-attending within 3 months - Adults	2,173	14,018	15.5%	14.7%	15.2%	15.7%
% of FP17s for the same patient ID Re-attending between 3 & 9 months - Children	3,294	5,470	60.2%	58.0%	60.2%	58.9%
% of FP17s for the same patient ID Re-attending between 3 & 9 months - Adults	5,274	14,018	37.6%	48.6%	51.8%	50.8%
% of FP17s for Band 1 Urgent Courses	2,062	19,162	10.8%	8.7%	8.1%	9.1%
% of FP17s Relating to Free Repair or Replacements	259	19,162	1.4%	0.7%	0.8%	0.8%
% of FP17s Relating to Continuations	115	19,162	0.6%	0.8%	0.9%	0.9%
% of Patients satisfied with the dentistry they have received	4	4	N/A	94.2%	92.7%	92.5%
% of Patients satisfied with the time they had to wait for an appointment	4	4	N/A	85.1%	87.4%	87.0%

* This is based on patients treated on this contract for their most recent course of treatment. Figures in italics indicate the base number of FP17s or Patient Questionnaire responses are less than 100. N/A is shown where the base number of responses is less than 10 during the period. % is calculated as Quantity/Base number*100

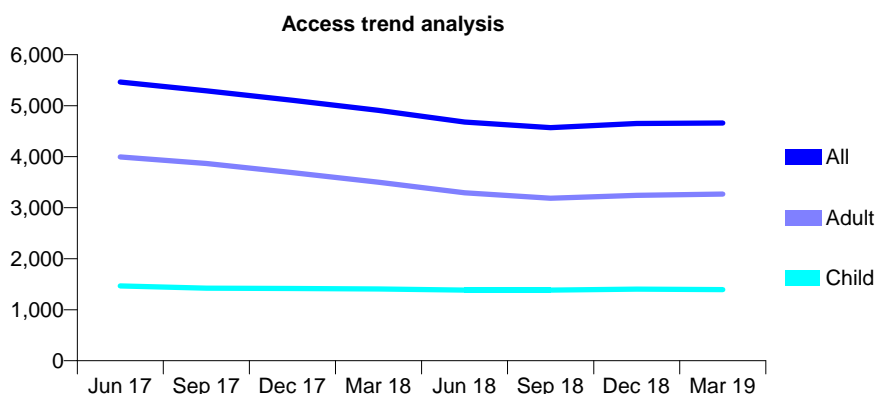
Q58 - Vital Signs At a Glance Contract Report for 151440/0001 - Year end March 2019

Name or company name	Obex Partners Ltd
Contract type name	GDS Contract
Purpose of contract	General
Contract start date	01/11/2007
Contract end date	

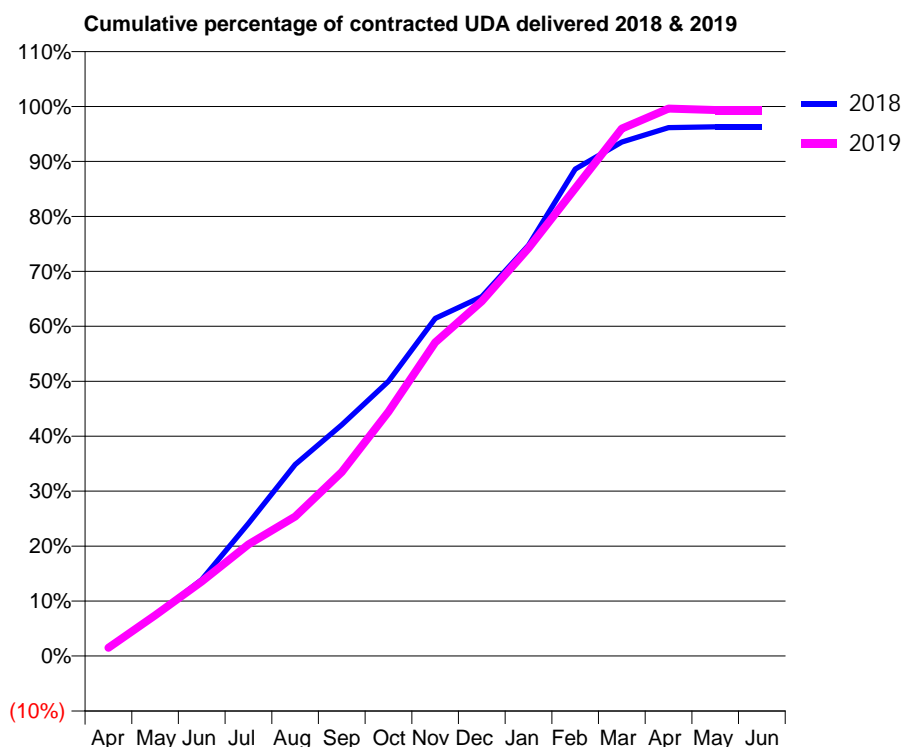
18/19 Contracted general activity (UDA)	12,324
Carry forward general activity (UDA)	459
18/19 Contracted orthodontic activity (UOA)	0
Carry forward orthodontic activity (UOA)	0
Baseline contract value	£365,527.87

ACCESS*

Patients seen in 24 months	Total	Change since previous quarter
Quarter ending March 2018	4,908	
Quarter ending June 2018	4,678	↓
Quarter ending September 2018	4,569	↓
Quarter ending December 2018	4,649	→
Quarter ending March 2019	4,660	→
Variance since March 2018	(5.1%)	↓



ACTIVITY



Month	Adjusted Scheduled Activity (UDA)	
	2018	2019
April	201	188
May	908	913
June	1,714	1,670
July	2,976	2,504
August	4,292	3,126
September	5,184	4,127
October	6,160	5,476
November	7,570	7,033
December	8,058	7,958
January	9,211	9,148
February	10,921	10,491
March	11,527	11,827
April	11,851	12,275
May	11,865	12,246
June	11,865	12,242

QUALITY

	Quantity	Base Number	Contract	AT	Region	England
% of FP17s for the same patient ID Re-attending within 3 months - Children	196	2,581	7.6%	11.1%	11.5%	11.8%
% of FP17s for the same patient ID Re-attending within 3 months - Adults	448	4,914	9.1%	14.7%	15.2%	15.7%
% of FP17s for the same patient ID Re-attending between 3 & 9 months - Children	1,791	2,581	69.4%	58.0%	60.2%	58.9%
% of FP17s for the same patient ID Re-attending between 3 & 9 months - Adults	2,937	4,914	59.8%	48.6%	51.8%	50.8%
% of FP17s for Band 1 Urgent Courses	380	7,580	5.0%	8.7%	8.1%	9.1%
% of FP17s Relating to Free Repair or Replacements	30	7,580	0.4%	0.7%	0.8%	0.8%
% of FP17s Relating to Continuations	21	7,580	0.3%	0.8%	0.9%	0.9%
% of Patients satisfied with the dentistry they have received	1	1	N/A	94.2%	92.7%	92.5%
% of Patients satisfied with the time they had to wait for an appointment	1	1	N/A	85.1%	87.4%	87.0%

* This is based on patients treated on this contract for their most recent course of treatment. Figures in italics indicate the base number of FP17s or Patient Questionnaire responses are less than 100. N/A is shown where the base number of responses is less than 10 during the period. % is calculated as Quantity/Base number*100

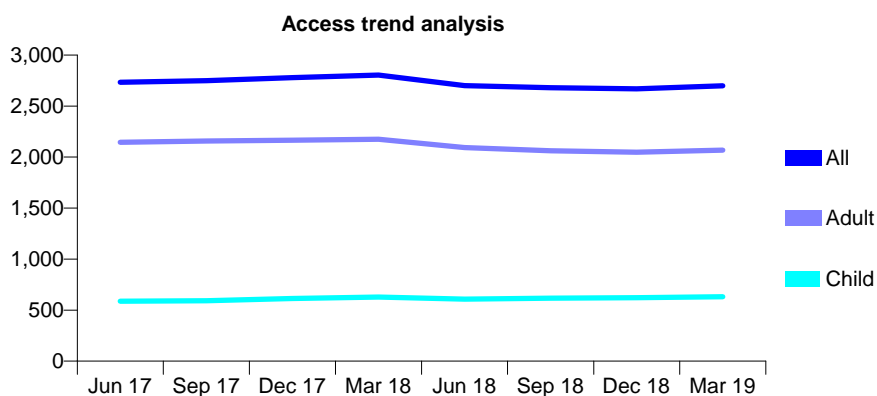
Q58 - Vital Signs At a Glance Contract Report for 152706/0001 - Year end March 2019

Name or company name	R Patel & Associate
Contract type name	GDS Contract
Purpose of contract	General
Contract start date	01/04/2008
Contract end date	

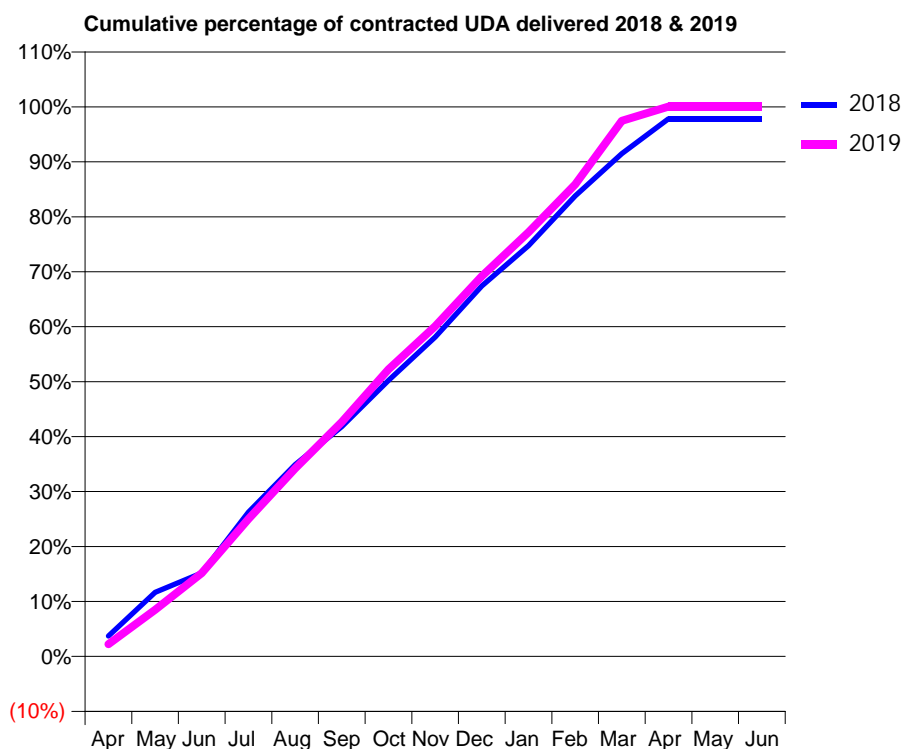
18/19 Contracted general activity (UDA)	6,257
Carry forward general activity (UDA)	136
18/19 Contracted orthodontic activity (UOA)	0
Carry forward orthodontic activity (UOA)	0
Baseline contract value	£169,036.70

ACCESS*

Patients seen in 24 months	Total	Change since previous quarter
Quarter ending March 2018	2,803	
Quarter ending June 2018	2,700	↓
Quarter ending September 2018	2,680	→
Quarter ending December 2018	2,669	→
Quarter ending March 2019	2,699	→
Variance since March 2018	(3.7%)	↓



ACTIVITY



Month	Adjusted Scheduled Activity (UDA)	
	2018	2019
April	233	141
May	730	532
June	950	948
July	1,643	1,564
August	2,184	2,140
September	2,616	2,668
October	3,143	3,268
November	3,636	3,761
December	4,217	4,328
January	4,677	4,829
February	5,244	5,374
March	5,724	6,097
April	6,121	6,260
May	6,121	6,260
June	6,121	6,260

QUALITY

	Quantity	Base Number	Contract	AT	Region	England
% of FP17s for the same patient ID Re-attending within 3 months - Children	52	898	5.8%	11.1%	11.5%	11.8%
% of FP17s for the same patient ID Re-attending within 3 months - Adults	345	2,870	12.0%	14.7%	15.2%	15.7%
% of FP17s for the same patient ID Re-attending between 3 & 9 months - Children	575	898	64.0%	58.0%	60.2%	58.9%
% of FP17s for the same patient ID Re-attending between 3 & 9 months - Adults	1,649	2,870	57.5%	48.6%	51.8%	50.8%
% of FP17s for Band 1 Urgent Courses	195	3,633	5.4%	8.7%	8.1%	9.1%
% of FP17s Relating to Free Repair or Replacements	10	3,633	0.3%	0.7%	0.8%	0.8%
% of FP17s Relating to Continuations	23	3,633	0.6%	0.8%	0.9%	0.9%
% of Patients satisfied with the dentistry they have received	1	1	N/A	94.2%	92.7%	92.5%
% of Patients satisfied with the time they had to wait for an appointment	1	1	N/A	85.1%	87.4%	87.0%

* This is based on patients treated on this contract for their most recent course of treatment. Figures in italics indicate the base number of FP17s or Patient Questionnaire responses are less than 100. N/A is shown where the base number of responses is less than 10 during the period. % is calculated as Quantity/Base number*100

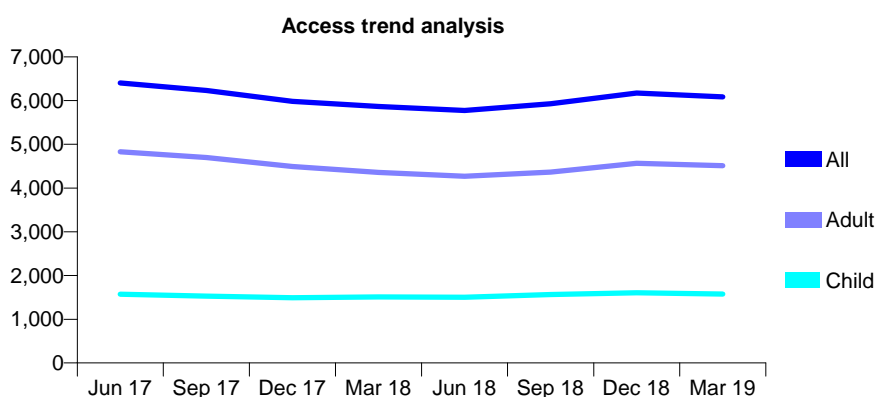
Q58 - Vital Signs At a Glance Contract Report for 153052/0002 - Year end March 2019

Name or company name	Dentalcare (Southern) Limited
Contract type name	PDS Contract
Purpose of contract	General
Contract start date	01/04/2013
Contract end date	31/03/2023

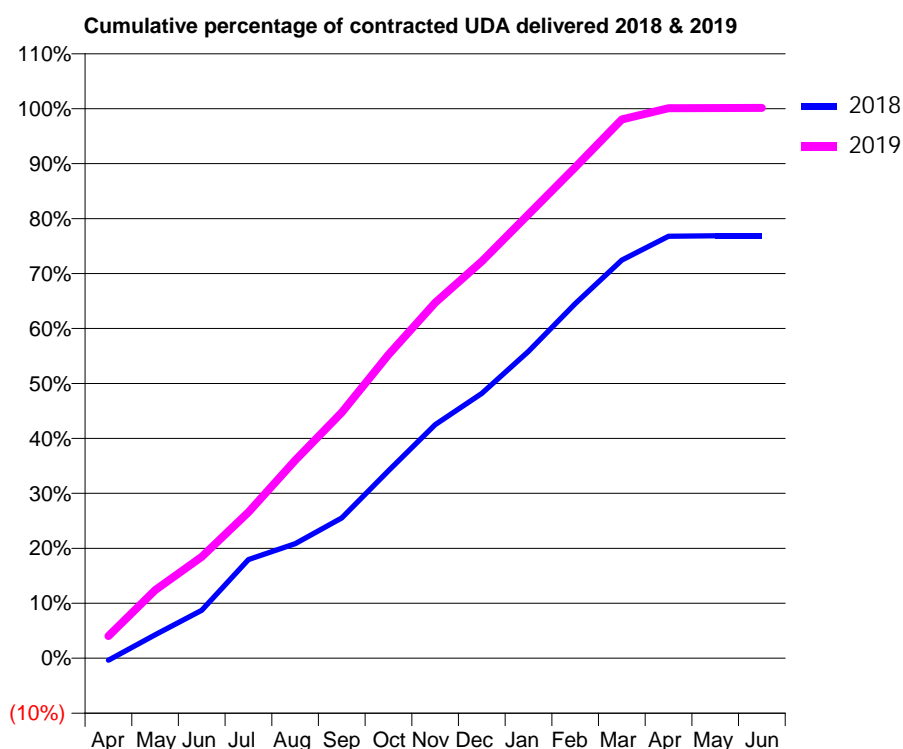
18/19 Contracted general activity (UDA)	15,000
Carry forward general activity (UDA)	0
18/19 Contracted orthodontic activity (UOA)	0
Carry forward orthodontic activity (UOA)	0
Baseline contract value	£367,859.24

ACCESS*

Patients seen in 24 months	Total	Change since previous quarter
Quarter ending March 2018	5,868	
Quarter ending June 2018	5,772	↓
Quarter ending September 2018	5,928	↑
Quarter ending December 2018	6,171	↑
Quarter ending March 2019	6,085	↓
Variance since March 2018	3.7%	↑



ACTIVITY



Month	Adjusted Scheduled Activity (UDA)	
	2018	2019
April	-56	607
May	637	1,859
June	1,310	2,769
July	2,692	3,989
August	3,125	5,404
September	3,833	6,708
October	5,118	8,281
November	6,374	9,702
December	7,229	10,830
January	8,378	12,117
February	9,676	13,402
March	10,867	14,703
April	11,520	15,013
May	11,528	15,016
June	11,528	15,019

QUALITY

	Quantity	Base Number	Contract	AT	Region	England
% of FP17s for the same patient ID Re-attending within 3 months - Children	139	2,296	6.1%	11.1%	11.5%	11.8%
% of FP17s for the same patient ID Re-attending within 3 months - Adults	799	5,882	13.6%	14.7%	15.2%	15.7%
% of FP17s for the same patient ID Re-attending between 3 & 9 months - Children	1,323	2,296	57.6%	58.0%	60.2%	58.9%
% of FP17s for the same patient ID Re-attending between 3 & 9 months - Adults	2,659	5,882	45.2%	48.6%	51.8%	50.8%
% of FP17s for Band 1 Urgent Courses	999	8,007	12.5%	8.7%	8.1%	9.1%
% of FP17s Relating to Free Repair or Replacements	31	8,007	0.4%	0.7%	0.8%	0.8%
% of FP17s Relating to Continuations	9	8,007	0.1%	0.8%	0.9%	0.9%
% of Patients satisfied with the dentistry they have received	4	4	N/A	94.2%	92.7%	92.5%
% of Patients satisfied with the time they had to wait for an appointment	4	4	N/A	85.1%	87.4%	87.0%

* This is based on patients treated on this contract for their most recent course of treatment.

Figures in italics indicate the base number of FP17s or Patient Questionnaire responses are less than 100. N/A is shown where the base number of responses is less than 10 during the period. % is calculated as Quantity/Base number*100

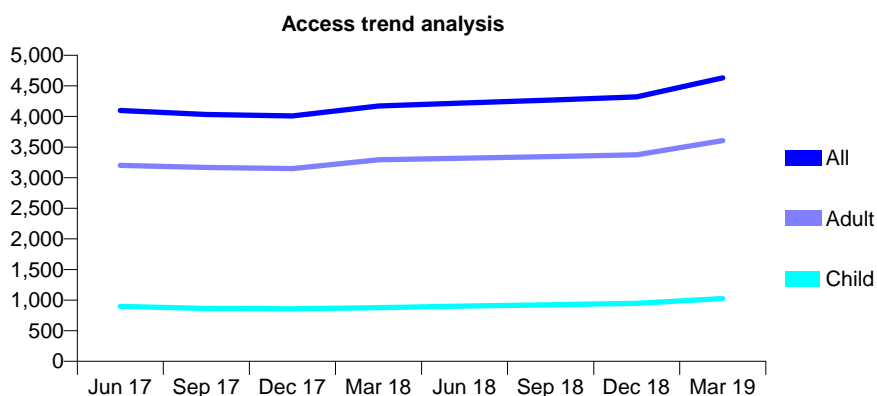
Q58 - Vital Signs At a Glance Contract Report for 154571/0001 - Year end March 2019

Name or company name	Cheshunt Dental Care
Contract type name	GDS Contract
Purpose of contract	General
Contract start date	01/04/2007
Contract end date	

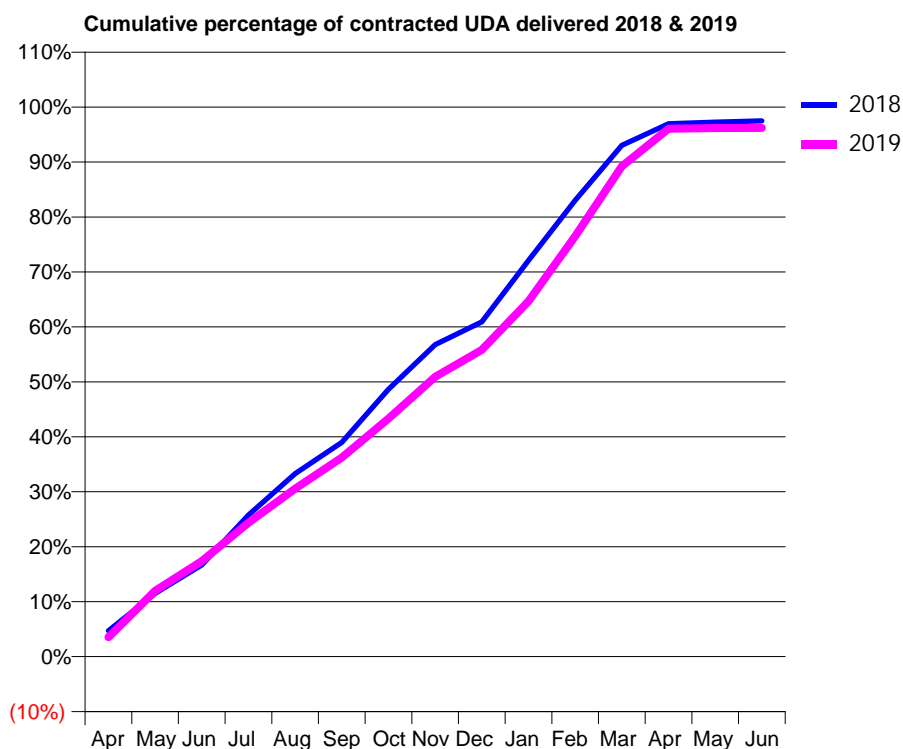
18/19 Contracted general activity (UDA)	15,790
Carry forward general activity (UDA)	395
18/19 Contracted orthodontic activity (UOA)	0
Carry forward orthodontic activity (UOA)	0
Baseline contract value	£502,655.89

ACCESS*

Patients seen in 24 months	Total	Change since previous quarter
Quarter ending March 2018	4,171	
Quarter ending June 2018	4,222	→
Quarter ending September 2018	4,269	→
Quarter ending December 2018	4,320	→
Quarter ending March 2019	4,631	↑
Variance since March 2018	11.0%	↑



ACTIVITY



Month	Adjusted Scheduled Activity (UDA)	
	2018	2019
April	740	560
May	1,817	1,892
June	2,635	2,740
July	4,068	3,846
August	5,259	4,824
September	6,157	5,718
October	7,681	6,842
November	8,965	8,040
December	9,616	8,813
January	11,381	10,209
February	13,114	12,083
March	14,688	14,088
April	15,308	15,168
May	15,357	15,189
June	15,395	15,191

QUALITY

	Quantity	Base Number	Contract	AT	Region	England
% of FP17s for the same patient ID Re-attending within 3 months - Children	108	1,487	7.3%	11.1%	11.5%	11.8%
% of FP17s for the same patient ID Re-attending within 3 months - Adults	753	4,573	16.5%	14.7%	15.2%	15.7%
% of FP17s for the same patient ID Re-attending between 3 & 9 months - Children	586	1,487	39.4%	58.0%	60.2%	58.9%
% of FP17s for the same patient ID Re-attending between 3 & 9 months - Adults	1,485	4,573	32.5%	48.6%	51.8%	50.8%
% of FP17s for Band 1 Urgent Courses	985	6,143	16.0%	8.7%	8.1%	9.1%
% of FP17s Relating to Free Repair or Replacements	112	6,143	1.8%	0.7%	0.8%	0.8%
% of FP17s Relating to Continuations	40	6,143	0.7%	0.8%	0.9%	0.9%
% of Patients satisfied with the dentistry they have received	2	2	N/A	94.2%	92.7%	92.5%
% of Patients satisfied with the time they had to wait for an appointment	2	2	N/A	85.1%	87.4%	87.0%

* This is based on patients treated on this contract for their most recent course of treatment. Figures in italics indicate the base number of FP17s or Patient Questionnaire responses are less than 100. N/A is shown where the base number of responses is less than 10 during the period. % is calculated as Quantity/Base number*100

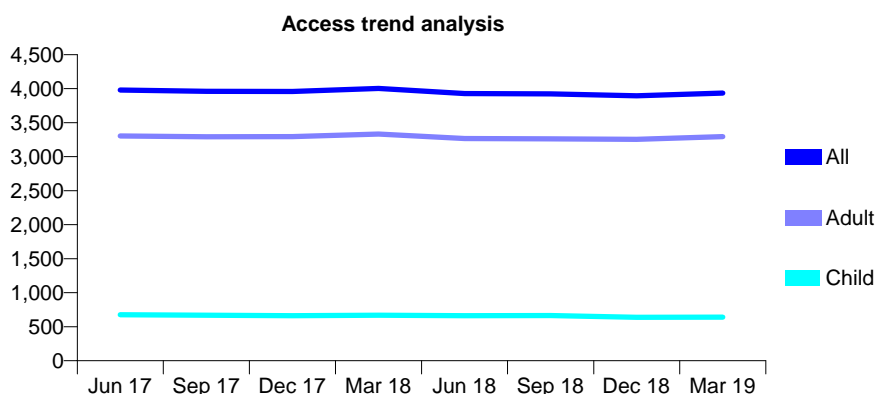
Q58 - Vital Signs At a Glance Contract Report for 154598/0001 - Year end March 2019

Name or company name	Broxbourne Dental Smile Clinic
Contract type name	GDS Contract
Purpose of contract	General
Contract start date	01/12/2010
Contract end date	

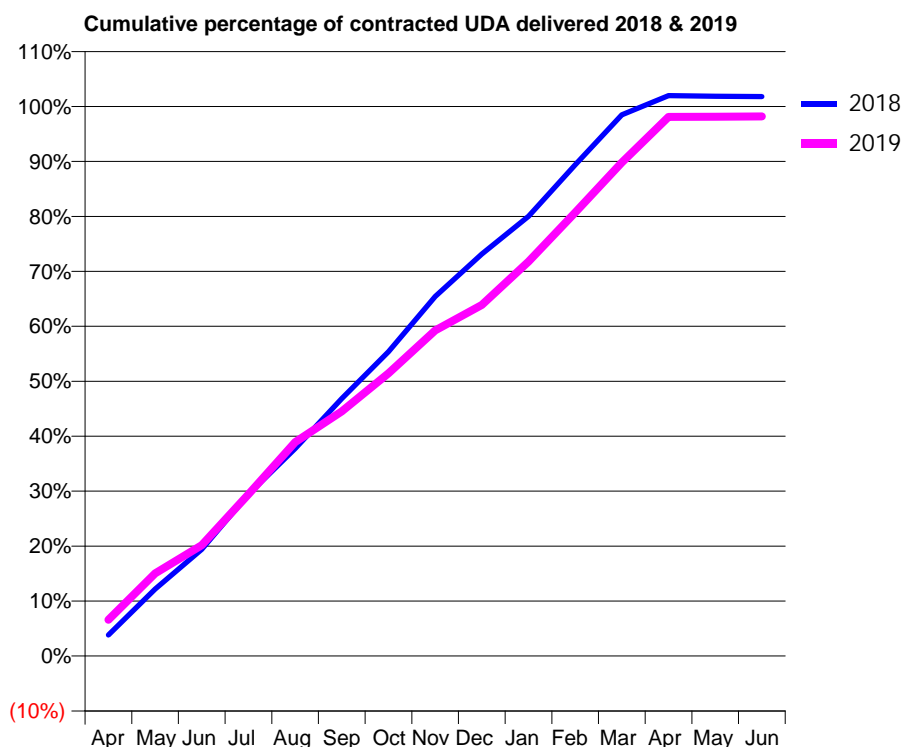
18/19 Contracted general activity (UDA)	10,484
Carry forward general activity (UDA)	-188
18/19 Contracted orthodontic activity (UOA)	0
Carry forward orthodontic activity (UOA)	0
Baseline contract value	£299,851.82

ACCESS*

Patients seen in 24 months	Total	Change since previous quarter
Quarter ending March 2018	4,002	
Quarter ending June 2018	3,928	↓
Quarter ending September 2018	3,925	→
Quarter ending December 2018	3,895	→
Quarter ending March 2019	3,936	→
Variance since March 2018	(1.6%)	↓



ACTIVITY



Month	Adjusted Scheduled Activity (UDA)	
	2018	2019
April	402	690
May	1,279	1,578
June	2,036	2,116
July	3,086	3,086
August	3,961	4,082
September	4,912	4,668
October	5,805	5,396
November	6,857	6,211
December	7,667	6,697
January	8,390	7,524
February	9,372	8,460
March	10,323	9,416
April	10,691	10,285
May	10,678	10,287
June	10,672	10,296

QUALITY

	Quantity	Base Number	Contract	AT	Region	England
% of FP17s for the same patient ID Re-attending within 3 months - Children	60	937	6.4%	11.1%	11.5%	11.8%
% of FP17s for the same patient ID Re-attending within 3 months - Adults	573	4,491	12.8%	14.7%	15.2%	15.7%
% of FP17s for the same patient ID Re-attending between 3 & 9 months - Children	589	937	62.9%	58.0%	60.2%	58.9%
% of FP17s for the same patient ID Re-attending between 3 & 9 months - Adults	2,702	4,491	60.2%	48.6%	51.8%	50.8%
% of FP17s for Band 1 Urgent Courses	516	5,561	9.3%	8.7%	8.1%	9.1%
% of FP17s Relating to Free Repair or Replacements	22	5,561	0.4%	0.7%	0.8%	0.8%
% of FP17s Relating to Continuations	14	5,561	0.3%	0.8%	0.9%	0.9%
% of Patients satisfied with the dentistry they have received	1	1	N/A	94.2%	92.7%	92.5%
% of Patients satisfied with the time they had to wait for an appointment	1	1	N/A	85.1%	87.4%	87.0%

* This is based on patients treated on this contract for their most recent course of treatment. Figures in italics indicate the base number of FP17s or Patient Questionnaire responses are less than 100. N/A is shown where the base number of responses is less than 10 during the period. % is calculated as Quantity/Base number*100

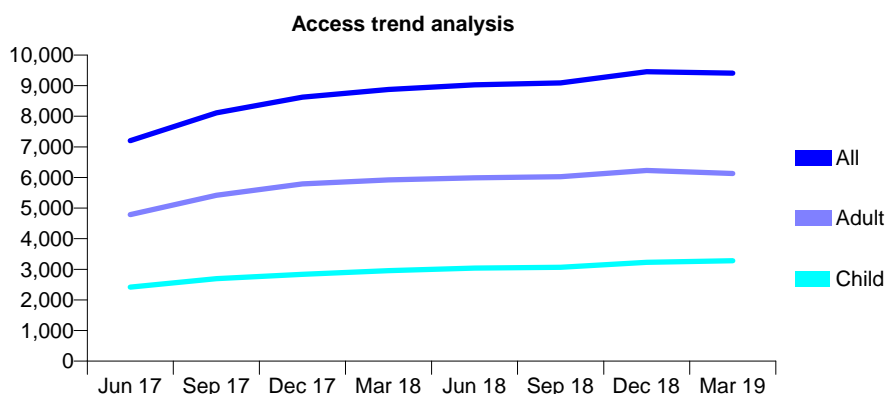
Q58 - Vital Signs At a Glance Contract Report for 154709/0001 - Year end March 2019

Name or company name	Citident Dental Centre
Contract type name	GDS Contract
Purpose of contract	General
Contract start date	01/12/2015
Contract end date	

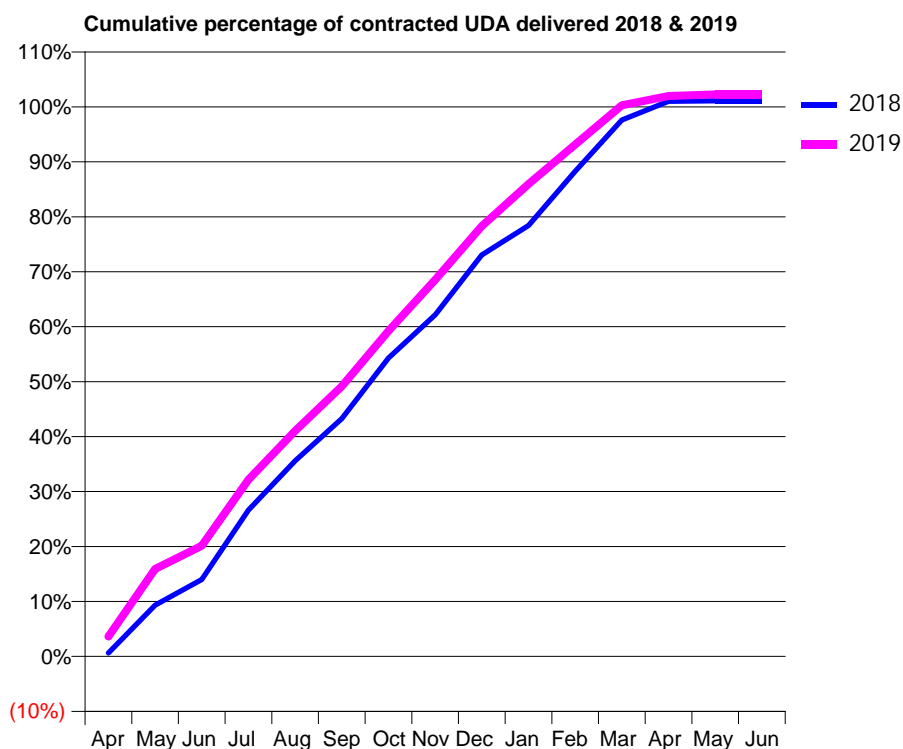
18/19 Contracted general activity (UDA)	24,141
Carry forward general activity (UDA)	-266
18/19 Contracted orthodontic activity (UOA)	0
Carry forward orthodontic activity (UOA)	0
Baseline contract value	£655,010.51

ACCESS*

Patients seen in 24 months	Total	Change since previous quarter
Quarter ending March 2018	8,878	
Quarter ending June 2018	9,027	→
Quarter ending September 2018	9,092	→
Quarter ending December 2018	9,456	↑
Quarter ending March 2019	9,411	→
Variance since March 2018	6.0%	↑



ACTIVITY



Month	Adjusted Scheduled Activity (UDA)	
	2018	2019
April	152	876
May	2,254	3,838
June	3,378	4,862
July	6,428	7,764
August	8,596	9,909
September	10,443	11,865
October	13,106	14,299
November	15,004	16,549
December	17,636	18,900
January	18,933	20,744
February	21,316	22,485
March	23,567	24,207
April	24,386	24,611
May	24,408	24,689
June	24,408	24,689

QUALITY

	Quantity	Base Number	Contract	AT	Region	England
% of FP17s for the same patient ID Re-attending within 3 months - Children	232	4,005	5.8%	11.1%	11.5%	11.8%
% of FP17s for the same patient ID Re-attending within 3 months - Adults	959	6,701	14.3%	14.7%	15.2%	15.7%
% of FP17s for the same patient ID Re-attending between 3 & 9 months - Children	1,864	4,005	46.5%	58.0%	60.2%	58.9%
% of FP17s for the same patient ID Re-attending between 3 & 9 months - Adults	2,738	6,701	40.9%	48.6%	51.8%	50.8%
% of FP17s for Band 1 Urgent Courses	960	10,608	9.0%	8.7%	8.1%	9.1%
% of FP17s Relating to Free Repair or Replacements	43	10,608	0.4%	0.7%	0.8%	0.8%
% of FP17s Relating to Continuations	39	10,608	0.4%	0.8%	0.9%	0.9%
% of Patients satisfied with the dentistry they have received	2	2	N/A	94.2%	92.7%	92.5%
% of Patients satisfied with the time they had to wait for an appointment	1	2	N/A	85.1%	87.4%	87.0%

* This is based on patients treated on this contract for their most recent course of treatment. Figures in italics indicate the base number of FP17s or Patient Questionnaire responses are less than 100. N/A is shown where the base number of responses is less than 10 during the period. % is calculated as Quantity/Base number*100

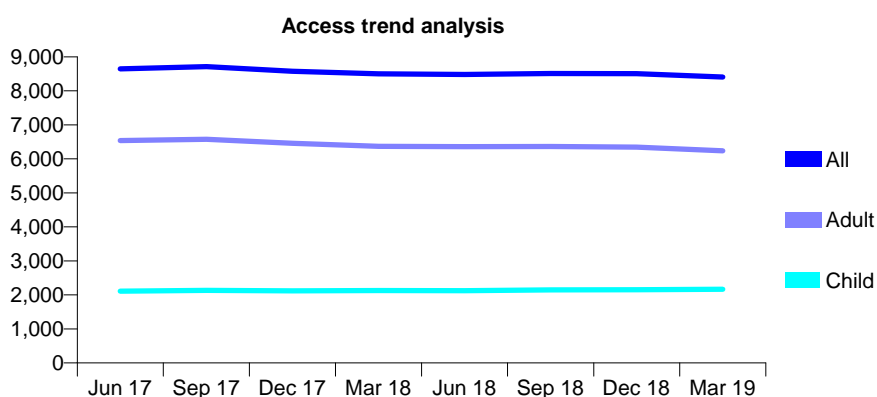
Q58 - Vital Signs At a Glance Contract Report for 155438/0003 - Year end March 2019

Name or company name	Sytdent Ltd
Contract type name	GDS Contract
Purpose of contract	General and Orthodontic
Contract start date	01/08/2008
Contract end date	

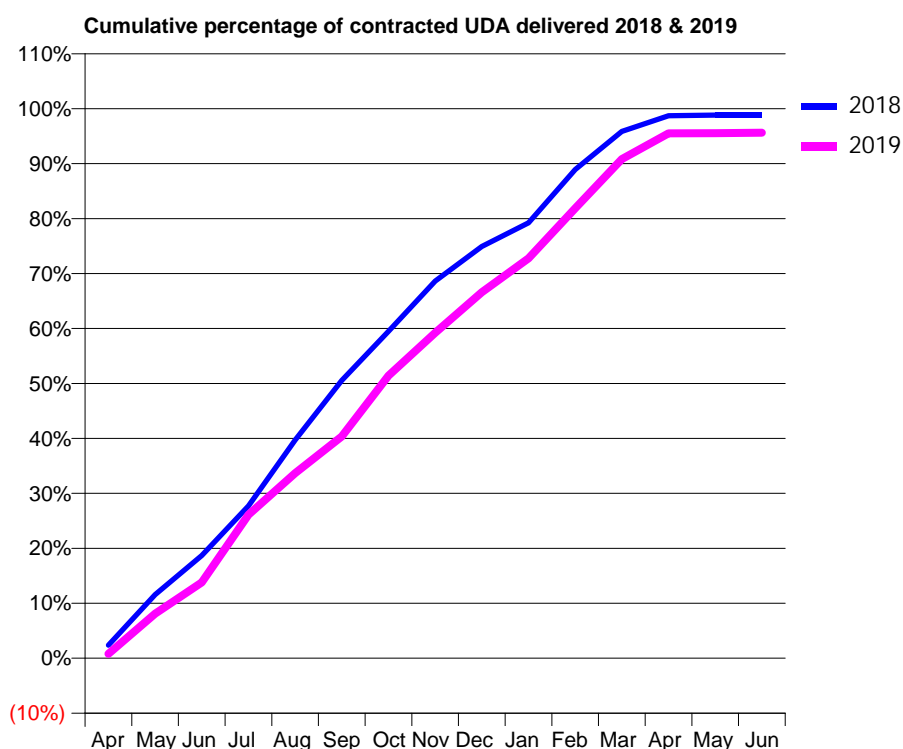
18/19 Contracted general activity (UDA)	23,050
Carry forward general activity (UDA)	270
18/19 Contracted orthodontic activity (UOA)	648
Carry forward orthodontic activity (UOA)	0
Baseline contract value	£633,793.30

ACCESS*

Patients seen in 24 months	Total	Change since previous quarter
Quarter ending March 2018	8,501	
Quarter ending June 2018	8,480	→
Quarter ending September 2018	8,511	→
Quarter ending December 2018	8,504	→
Quarter ending March 2019	8,404	↓
Variance since March 2018	(1.1%)	↓



ACTIVITY



Month	2018	2019
April	550	187
May	2,670	1,873
June	4,307	3,183
July	6,384	6,013
August	9,156	7,764
September	11,650	9,299
October	13,712	11,850
November	15,814	13,652
December	17,268	15,347
January	18,258	16,773
February	20,495	18,873
March	22,098	20,934
April	22,753	22,011
May	22,779	22,018
June	22,779	22,043

QUALITY

	Quantity	Base Number	Contract	AT	Region	England
% of FP17s for the same patient ID Re-attending within 3 months - Children	194	2,630	7.4%	11.1%	11.5%	11.8%
% of FP17s for the same patient ID Re-attending within 3 months - Adults	1,102	6,964	15.8%	14.7%	15.2%	15.7%
% of FP17s for the same patient ID Re-attending between 3 & 9 months - Children	1,089	2,630	41.4%	58.0%	60.2%	58.9%
% of FP17s for the same patient ID Re-attending between 3 & 9 months - Adults	2,465	6,964	35.4%	48.6%	51.8%	50.8%
% of FP17s for Band 1 Urgent Courses	1,185	9,650	12.3%	8.7%	8.1%	9.1%
% of FP17s Relating to Free Repair or Replacements	65	9,650	0.7%	0.7%	0.8%	0.8%
% of FP17s Relating to Continuations	156	9,650	1.6%	0.8%	0.9%	0.9%
% of Patients satisfied with the dentistry they have received	1	1	N/A	94.2%	92.7%	92.5%
% of Patients satisfied with the time they had to wait for an appointment	1	1	N/A	85.1%	87.4%	87.0%

* This is based on patients treated on this contract for their most recent course of treatment.

Figures in italics indicate the base number of FP17s or Patient Questionnaire responses are less than 100. N/A is shown where the base number of responses is less than 10 during the period. % is calculated as Quantity/Base number*100

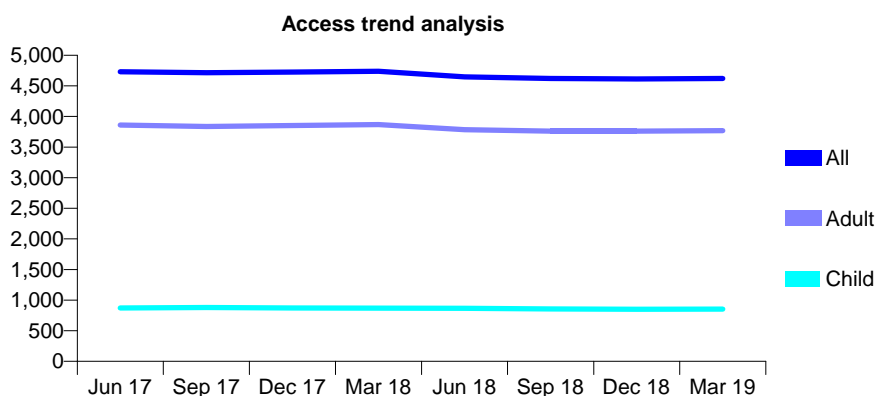
Q58 - Vital Signs At a Glance Contract Report for 156302/0001 - Year end March 2019

Name or company name	A P Smith & A J Luck
Contract type name	GDS Contract
Purpose of contract	General
Contract start date	01/08/2010
Contract end date	

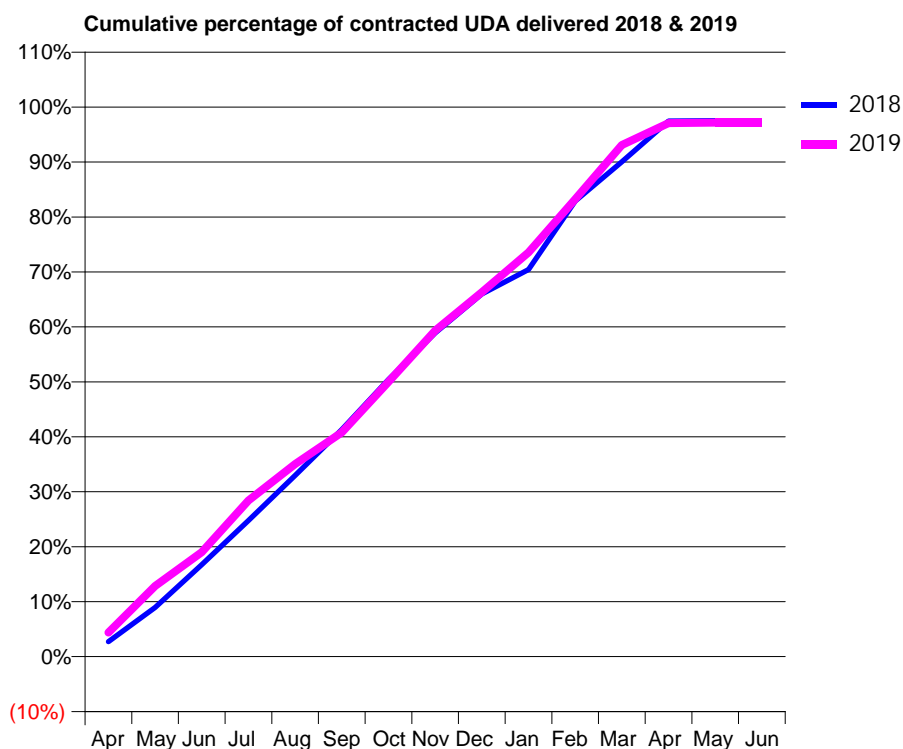
18/19 Contracted general activity (UDA)	12,300
Carry forward general activity (UDA)	0
18/19 Contracted orthodontic activity (UOA)	0
Carry forward orthodontic activity (UOA)	0
Baseline contract value	£330,750.82

ACCESS*

Patients seen in 24 months	Total	Change since previous quarter
Quarter ending March 2018	4,739	
Quarter ending June 2018	4,649	↓
Quarter ending September 2018	4,619	→
Quarter ending December 2018	4,613	→
Quarter ending March 2019	4,623	→
Variance since March 2018	(2.4%)	↓



ACTIVITY



Month	Adjusted Scheduled Activity (UDA)	
	2018	2019
April	337	538
May	1,103	1,584
June	2,058	2,339
July	3,047	3,493
August	4,057	4,311
September	5,083	5,015
October	6,204	6,147
November	7,244	7,299
December	8,115	8,153
January	8,663	9,046
February	10,199	10,240
March	11,072	11,447
April	11,990	11,942
May	11,995	11,950
June	11,995	11,954

QUALITY

	Quantity	Base Number	Contract	AT	Region	England
% of FP17s for the same patient ID Re-attending within 3 months - Children	105	1,301	8.1%	11.1%	11.5%	11.8%
% of FP17s for the same patient ID Re-attending within 3 months - Adults	861	5,906	14.6%	14.7%	15.2%	15.7%
% of FP17s for the same patient ID Re-attending between 3 & 9 months - Children	818	1,301	62.9%	58.0%	60.2%	58.9%
% of FP17s for the same patient ID Re-attending between 3 & 9 months - Adults	3,812	5,906	64.5%	48.6%	51.8%	50.8%
% of FP17s for Band 1 Urgent Courses	524	6,351	8.3%	8.7%	8.1%	9.1%
% of FP17s Relating to Free Repair or Replacements	38	6,351	0.6%	0.7%	0.8%	0.8%
% of FP17s Relating to Continuations	40	6,351	0.6%	0.8%	0.9%	0.9%
% of Patients satisfied with the dentistry they have received	4	4	N/A	94.2%	92.7%	92.5%
% of Patients satisfied with the time they had to wait for an appointment	4	4	N/A	85.1%	87.4%	87.0%

* This is based on patients treated on this contract for their most recent course of treatment. Figures in italics indicate the base number of FP17s or Patient Questionnaire responses are less than 100. N/A is shown where the base number of responses is less than 10 during the period. % is calculated as Quantity/Base number*100

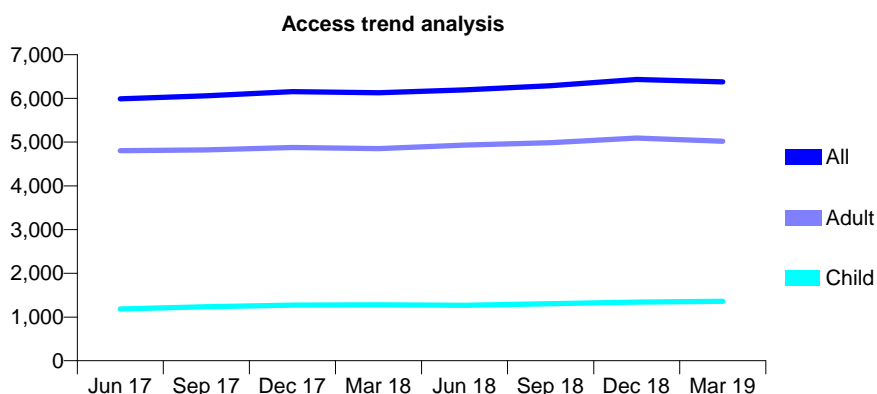
Q58 - Vital Signs At a Glance Contract Report for 158305/0001 - Year end March 2019

Name or company name	Chrysalis Dental Practice Ltd
Contract type name	GDS Contract
Purpose of contract	General
Contract start date	01/08/2011
Contract end date	

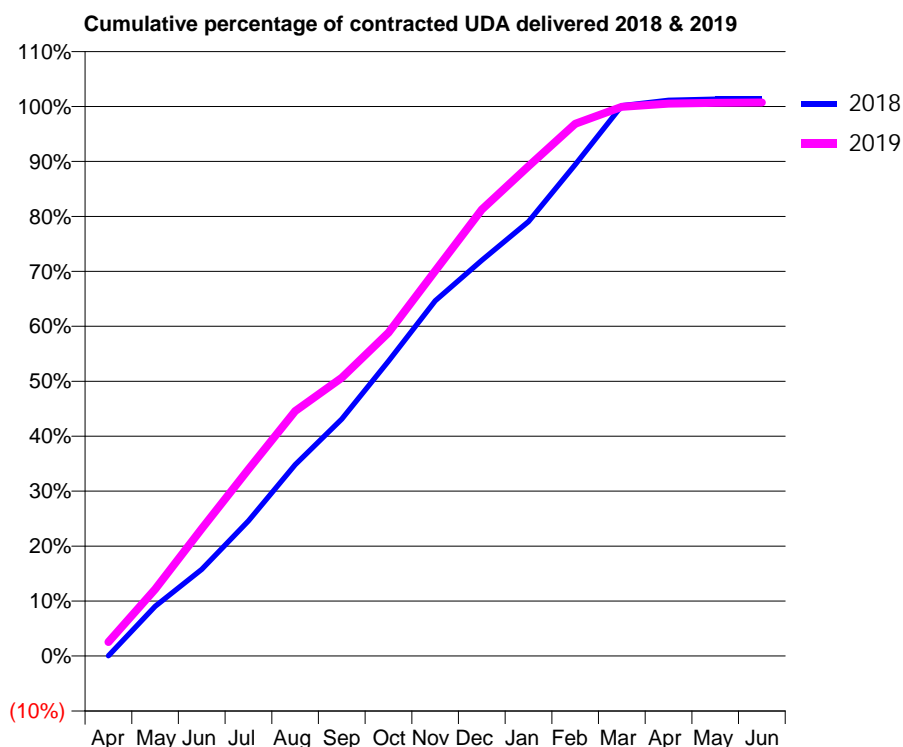
18/19 Contracted general activity (UDA)	13,276
Carry forward general activity (UDA)	-176
18/19 Contracted orthodontic activity (UOA)	0
Carry forward orthodontic activity (UOA)	0
Baseline contract value	£348,942.37

ACCESS*

Patients seen in 24 months	Total	Change since previous quarter
Quarter ending March 2018	6,130	
Quarter ending June 2018	6,196	→
Quarter ending September 2018	6,290	→
Quarter ending December 2018	6,433	↑
Quarter ending March 2019	6,377	→
Variance since March 2018	4.0%	↑



ACTIVITY



Month	Adjusted Scheduled Activity (UDA)	
	2018	2019
April	5	341
May	1,202	1,616
June	2,091	3,075
July	3,266	4,508
August	4,622	5,917
September	5,723	6,721
October	7,125	7,810
November	8,580	9,301
December	9,560	10,784
January	10,496	11,833
February	11,871	12,856
March	13,295	13,264
April	13,427	13,342
May	13,453	13,366
June	13,453	13,370

QUALITY

	Quantity	Base Number	Contract	AT	Region	England
% of FP17s for the same patient ID Re-attending within 3 months - Children	141	1,768	8.0%	11.1%	11.5%	11.8%
% of FP17s for the same patient ID Re-attending within 3 months - Adults	866	5,994	14.4%	14.7%	15.2%	15.7%
% of FP17s for the same patient ID Re-attending between 3 & 9 months - Children	912	1,768	51.6%	58.0%	60.2%	58.9%
% of FP17s for the same patient ID Re-attending between 3 & 9 months - Adults	2,742	5,994	45.7%	48.6%	51.8%	50.8%
% of FP17s for Band 1 Urgent Courses	671	7,308	9.2%	8.7%	8.1%	9.1%
% of FP17s Relating to Free Repair or Replacements	20	7,308	0.3%	0.7%	0.8%	0.8%
% of FP17s Relating to Continuations	19	7,308	0.3%	0.8%	0.9%	0.9%
% of Patients satisfied with the dentistry they have received	1	1	N/A	94.2%	92.7%	92.5%
% of Patients satisfied with the time they had to wait for an appointment	1	1	N/A	85.1%	87.4%	87.0%

* This is based on patients treated on this contract for their most recent course of treatment. Figures in italics indicate the base number of FP17s or Patient Questionnaire responses are less than 100. N/A is shown where the base number of responses is less than 10 during the period. % is calculated as Quantity/Base number*100

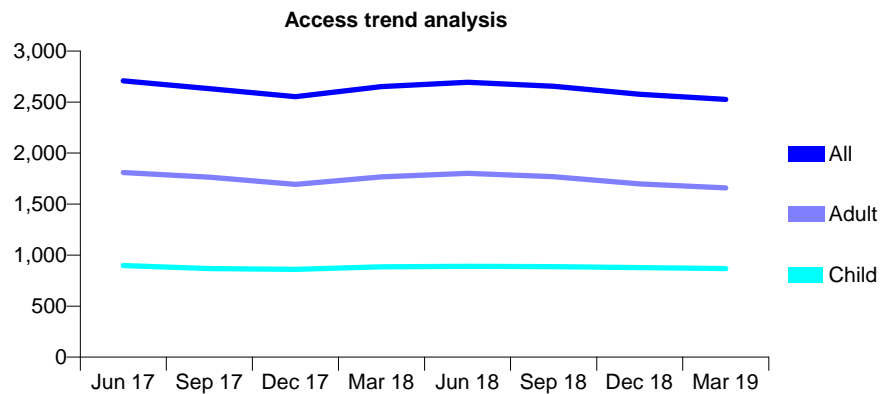
Q58 - Vital Signs At a Glance Contract Report for 158704/0001 - Year end March 2019

Name or company name	Ivory Dental Clinic
Contract type name	GDS Contract
Purpose of contract	General
Contract start date	01/04/2015
Contract end date	

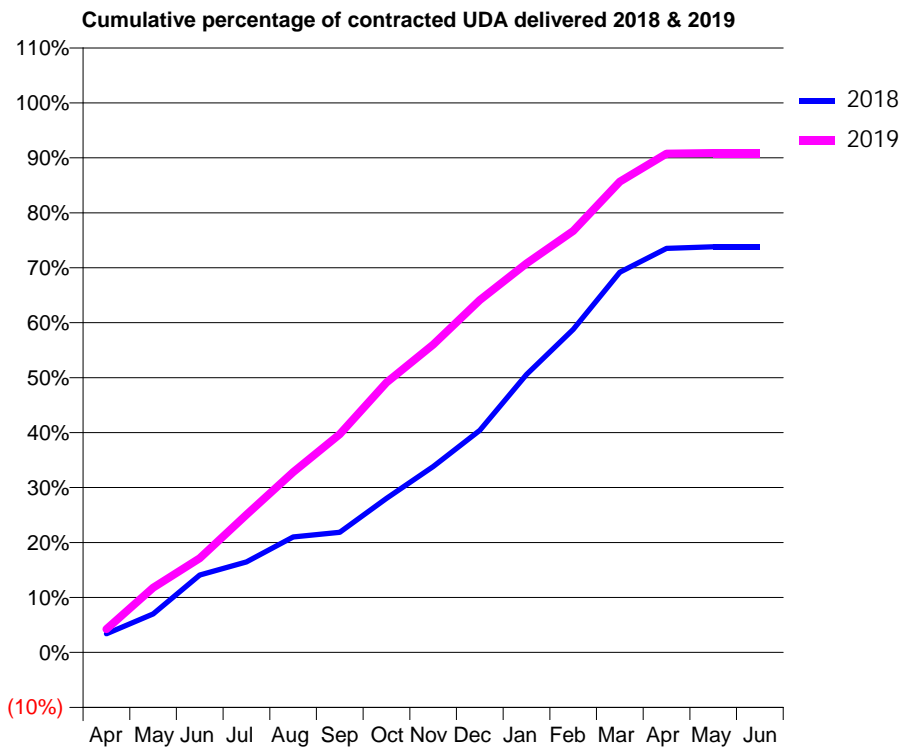
18/19 Contracted general activity (UDA)	6,292
Carry forward general activity (UDA)	0
18/19 Contracted orthodontic activity (UOA)	0
Carry forward orthodontic activity (UOA)	0
Baseline contract value	£185,218.24

ACCESS*

Patients seen in 24 months	Total	Change since previous quarter
Quarter ending March 2018	2,652	
Quarter ending June 2018	2,693	→
Quarter ending September 2018	2,656	↓
Quarter ending December 2018	2,577	↓
Quarter ending March 2019	2,526	↓
Variance since March 2018	(4.8%)	↓



ACTIVITY



Month	2018	2019
April	213	267
May	441	742
June	887	1,079
July	1,036	1,577
August	1,322	2,064
September	1,375	2,498
October	1,764	3,091
November	2,130	3,525
December	2,544	4,033
January	3,182	4,452
February	3,698	4,826
March	4,352	5,391
April	4,625	5,711
May	4,644	5,718
June	4,644	5,718

QUALITY

	Quantity	Base Number	Contract	AT	Region	England
% of FP17s for the same patient ID Re-attending within 3 months - Children	68	1,166	5.8%	11.1%	11.5%	11.8%
% of FP17s for the same patient ID Re-attending within 3 months - Adults	310	2,205	14.1%	14.7%	15.2%	15.7%
% of FP17s for the same patient ID Re-attending between 3 & 9 months - Children	499	1,166	42.8%	58.0%	60.2%	58.9%
% of FP17s for the same patient ID Re-attending between 3 & 9 months - Adults	950	2,205	43.1%	48.6%	51.8%	50.8%
% of FP17s for Band 1 Urgent Courses	239	3,366	7.1%	8.7%	8.1%	9.1%
% of FP17s Relating to Free Repair or Replacements	18	3,366	0.5%	0.7%	0.8%	0.8%
% of FP17s Relating to Continuations	84	3,366	2.5%	0.8%	0.9%	0.9%
% of Patients satisfied with the dentistry they have received	0	0	N/A	94.2%	92.7%	92.5%
% of Patients satisfied with the time they had to wait for an appointment	0	0	N/A	85.1%	87.4%	87.0%

* This is based on patients treated on this contract for their most recent course of treatment. Figures in italics indicate the base number of FP17s or Patient Questionnaire responses are less than 100. N/A is shown where the base number of responses is less than 10 during the period. % is calculated as Quantity/Base number*100

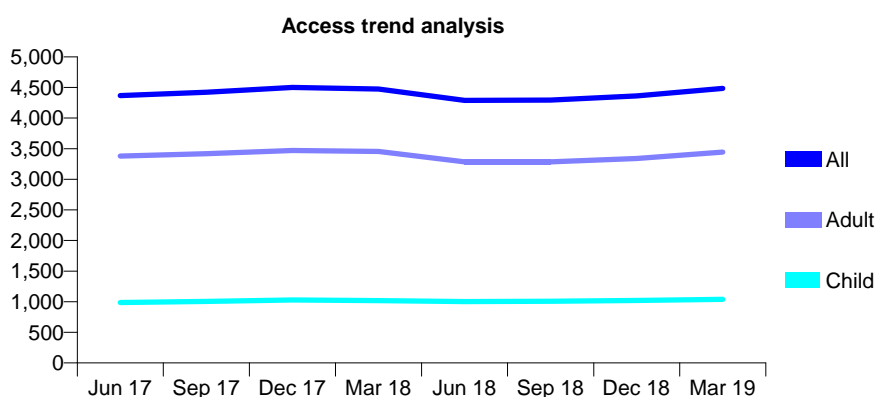
Q58 - Vital Signs At a Glance Contract Report for 159719/0001 - Year end March 2019

Name or company name	Stanstead Abbots Dental Care
Contract type name	GDS Contract
Purpose of contract	General
Contract start date	01/12/2008
Contract end date	

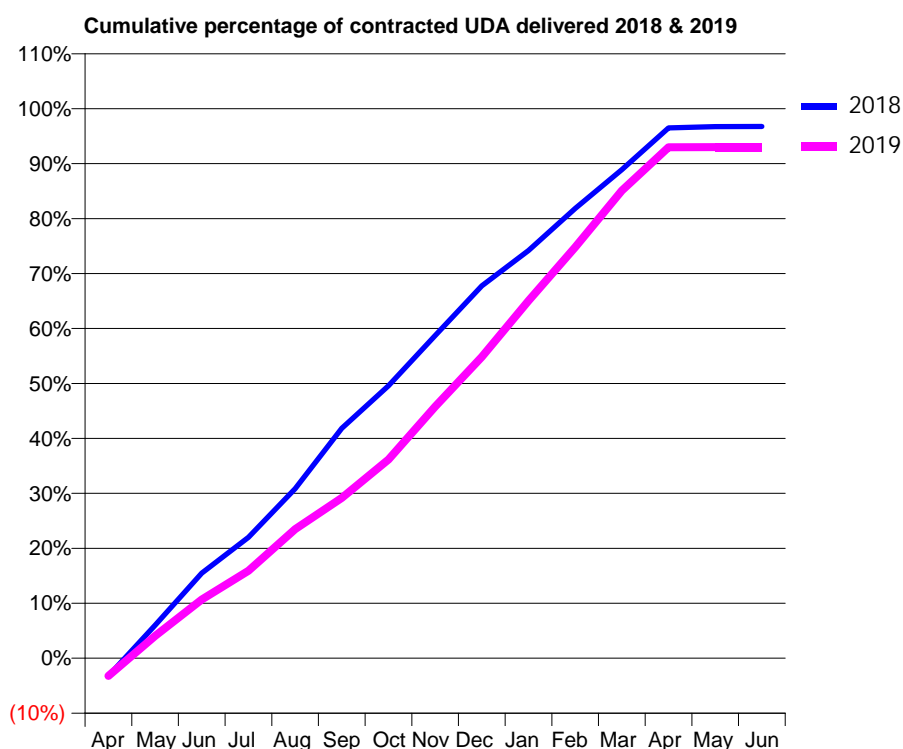
18/19 Contracted general activity (UDA)	11,336
Carry forward general activity (UDA)	367
18/19 Contracted orthodontic activity (UOA)	0
Carry forward orthodontic activity (UOA)	0
Baseline contract value	£266,217.33

ACCESS*

Patients seen in 24 months	Total	Change since previous quarter
Quarter ending March 2018	4,473	
Quarter ending June 2018	4,288	↓
Quarter ending September 2018	4,292	→
Quarter ending December 2018	4,363	→
Quarter ending March 2019	4,484	↑
Variance since March 2018	0.2%	→



ACTIVITY



Month	Adjusted Scheduled Activity (UDA)	
	2018	2019
April	-366	-367
May	681	461
June	1,753	1,212
July	2,493	1,805
August	3,498	2,661
September	4,745	3,307
October	5,622	4,098
November	6,655	5,192
December	7,681	6,217
January	8,412	7,375
February	9,278	8,479
March	10,077	9,645
April	10,940	10,539
May	10,968	10,542
June	10,969	10,542

QUALITY

	Quantity	Base Number	Contract	AT	Region	England
% of FP17s for the same patient ID Re-attending within 3 months - Children	90	1,542	5.8%	11.1%	11.5%	11.8%
% of FP17s for the same patient ID Re-attending within 3 months - Adults	679	4,590	14.8%	14.7%	15.2%	15.7%
% of FP17s for the same patient ID Re-attending between 3 & 9 months - Children	927	1,542	60.1%	58.0%	60.2%	58.9%
% of FP17s for the same patient ID Re-attending between 3 & 9 months - Adults	2,310	4,590	50.3%	48.6%	51.8%	50.8%
% of FP17s for Band 1 Urgent Courses	497	5,157	9.6%	8.7%	8.1%	9.1%
% of FP17s Relating to Free Repair or Replacements	17	5,157	0.3%	0.7%	0.8%	0.8%
% of FP17s Relating to Continuations	61	5,157	1.2%	0.8%	0.9%	0.9%
% of Patients satisfied with the dentistry they have received	0	0	N/A	94.2%	92.7%	92.5%
% of Patients satisfied with the time they had to wait for an appointment	0	0	N/A	85.1%	87.4%	87.0%

* This is based on patients treated on this contract for their most recent course of treatment.

Figures in italics indicate the base number of FP17s or Patient Questionnaire responses are less than 100. N/A is shown where the base number of responses is less than 10 during the period. % is calculated as Quantity/Base number*100

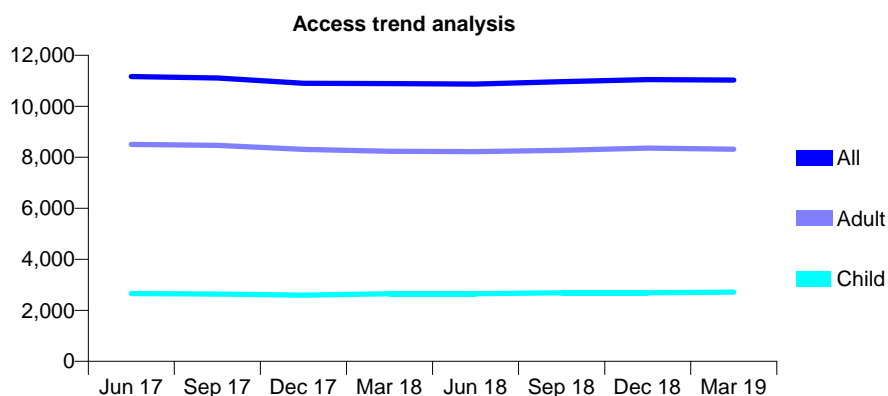
Q58 - Vital Signs At a Glance Contract Report for 160644/0001 - Year end March 2019

Name or company name	Mr K Hanji and Mr V Vipin
Contract type name	GDS Contract
Purpose of contract	General
Contract start date	16/07/2014
Contract end date	

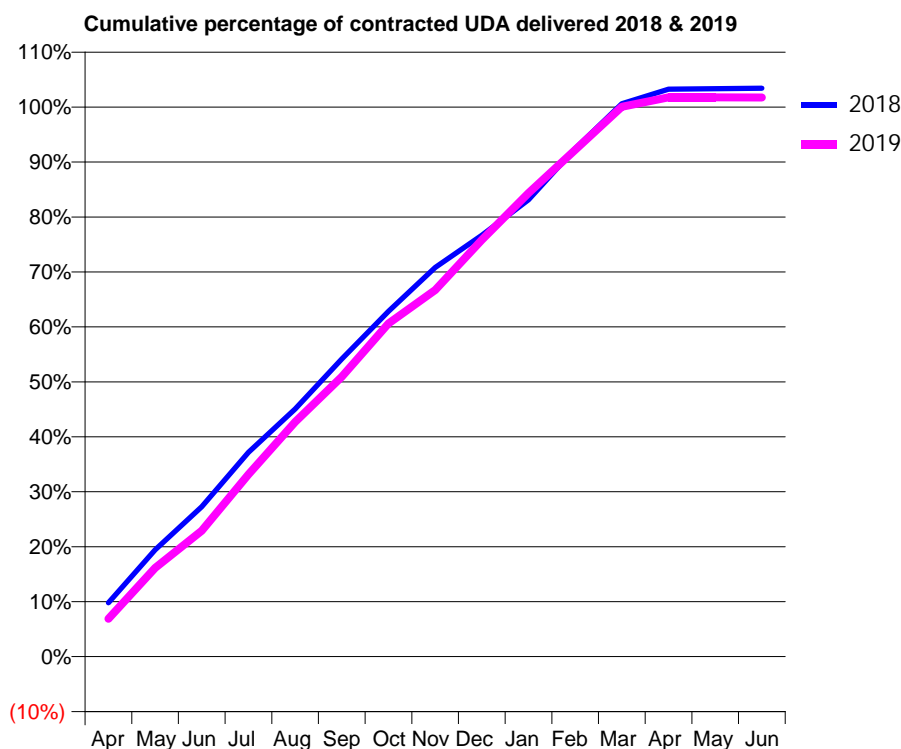
18/19 Contracted general activity (UDA)	30,486
Carry forward general activity (UDA)	-609
18/19 Contracted orthodontic activity (UOA)	0
Carry forward orthodontic activity (UOA)	0
Baseline contract value	£962,313.79

ACCESS*

Patients seen in 24 months	Total	Change since previous quarter
Quarter ending March 2018	10,888	
Quarter ending June 2018	10,872	→
Quarter ending September 2018	10,968	→
Quarter ending December 2018	11,047	→
Quarter ending March 2019	11,026	→
Variance since March 2018	1.3%	→



ACTIVITY



Month	Adjusted Scheduled Activity (UDA)	
	2018	2019
April	2,982	2,102
May	5,929	4,926
June	8,312	6,978
July	11,328	10,112
August	13,743	13,015
September	16,509	15,526
October	19,159	18,476
November	21,585	20,330
December	23,376	23,112
January	25,343	25,712
February	28,181	28,114
March	30,670	30,497
April	31,474	31,027
May	31,503	31,021
June	31,530	31,017

QUALITY

	Quantity	Base Number	Contract	AT	Region	England
% of FP17s for the same patient ID Re-attending within 3 months - Children	332	4,198	7.9%	11.1%	11.5%	11.8%
% of FP17s for the same patient ID Re-attending within 3 months - Adults	1,095	11,159	9.8%	14.7%	15.2%	15.7%
% of FP17s for the same patient ID Re-attending between 3 & 9 months - Children	2,503	4,198	59.6%	58.0%	60.2%	58.9%
% of FP17s for the same patient ID Re-attending between 3 & 9 months - Adults	5,725	11,159	51.3%	48.6%	51.8%	50.8%
% of FP17s for Band 1 Urgent Courses	935	15,278	6.1%	8.7%	8.1%	9.1%
% of FP17s Relating to Free Repair or Replacements	48	15,278	0.3%	0.7%	0.8%	0.8%
% of FP17s Relating to Continuations	22	15,278	0.1%	0.8%	0.9%	0.9%
% of Patients satisfied with the dentistry they have received	0	1	N/A	94.2%	92.7%	92.5%
% of Patients satisfied with the time they had to wait for an appointment	1	1	N/A	85.1%	87.4%	87.0%

* This is based on patients treated on this contract for their most recent course of treatment. Figures in italics indicate the base number of FP17s or Patient Questionnaire responses are less than 100. N/A is shown where the base number of responses is less than 10 during the period. % is calculated as Quantity/Base number*100

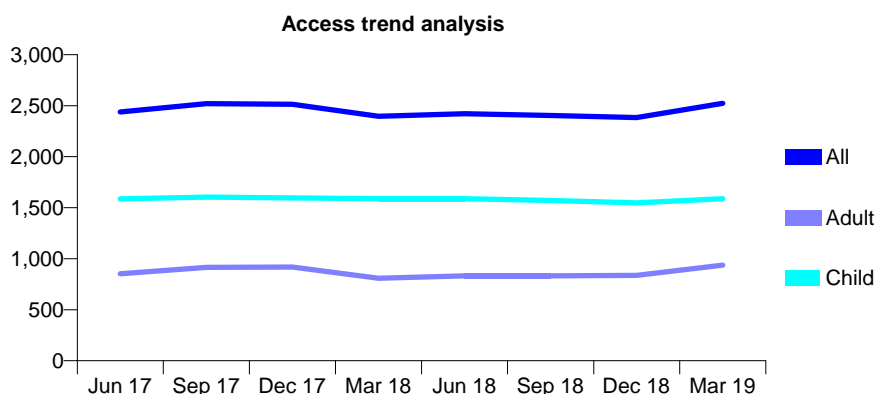
Q58 - Vital Signs At a Glance Contract Report for 160792/0001 - Year end March 2019

Name or company name	Oxford House Dental Practice
Contract type name	GDS Contract
Purpose of contract	General
Contract start date	02/10/2015
Contract end date	

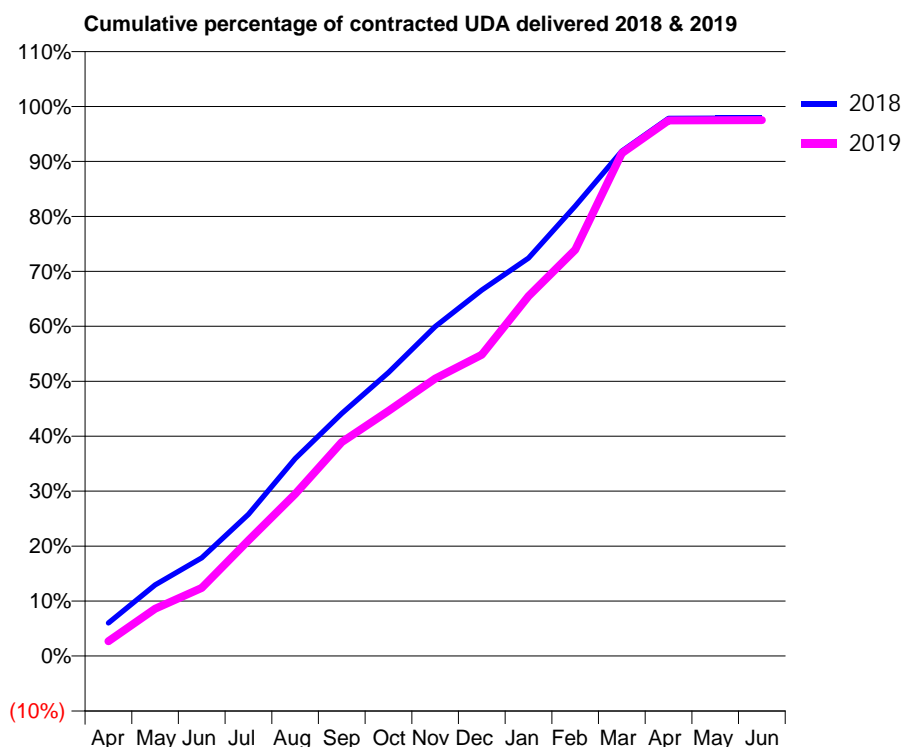
18/19 Contracted general activity (UDA)	6,000
Carry forward general activity (UDA)	128
18/19 Contracted orthodontic activity (UOA)	0
Carry forward orthodontic activity (UOA)	0
Baseline contract value	£125,643.47

ACCESS*

Patients seen in 24 months	Total	Change since previous quarter
Quarter ending March 2018	2,396	
Quarter ending June 2018	2,421	→
Quarter ending September 2018	2,403	→
Quarter ending December 2018	2,384	→
Quarter ending March 2019	2,523	↑
Variance since March 2018	5.3%	↑



ACTIVITY



Month	Adjusted Scheduled Activity (UDA)	
	2018	2019
April	362	162
May	777	516
June	1,073	744
July	1,548	1,264
August	2,155	1,770
September	2,647	2,335
October	3,096	2,675
November	3,597	3,030
December	3,995	3,289
January	4,344	3,930
February	4,911	4,436
March	5,512	5,488
April	5,870	5,846
May	5,872	5,849
June	5,872	5,851

QUALITY

	Quantity	Base Number	Contract	AT	Region	England
% of FP17s for the same patient ID Re-attending within 3 months - Children	167	2,814	5.9%	11.1%	11.5%	11.8%
% of FP17s for the same patient ID Re-attending within 3 months - Adults	100	899	11.1%	14.7%	15.2%	15.7%
% of FP17s for the same patient ID Re-attending between 3 & 9 months - Children	2,071	2,814	73.6%	58.0%	60.2%	58.9%
% of FP17s for the same patient ID Re-attending between 3 & 9 months - Adults	402	899	44.7%	48.6%	51.8%	50.8%
% of FP17s for Band 1 Urgent Courses	120	3,696	3.2%	8.7%	8.1%	9.1%
% of FP17s Relating to Free Repair or Replacements	0	3,696	0.0%	0.7%	0.8%	0.8%
% of FP17s Relating to Continuations	3	3,696	0.1%	0.8%	0.9%	0.9%
% of Patients satisfied with the dentistry they have received	0	0	N/A	94.2%	92.7%	92.5%
% of Patients satisfied with the time they had to wait for an appointment	0	0	N/A	85.1%	87.4%	87.0%

* This is based on patients treated on this contract for their most recent course of treatment. Figures in italics indicate the base number of FP17s or Patient Questionnaire responses are less than 100. N/A is shown where the base number of responses is less than 10 during the period. % is calculated as Quantity/Base number*100

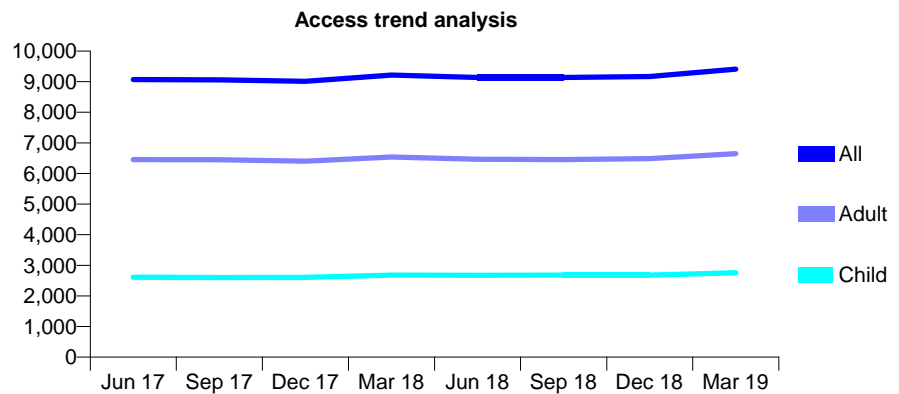
Q58 - Vital Signs At a Glance Contract Report for 160873/0001 - Year end March 2019

Name or company name	Bramingham Dental Clinic
Contract type name	GDS Contract
Purpose of contract	General
Contract start date	01/05/2010
Contract end date	

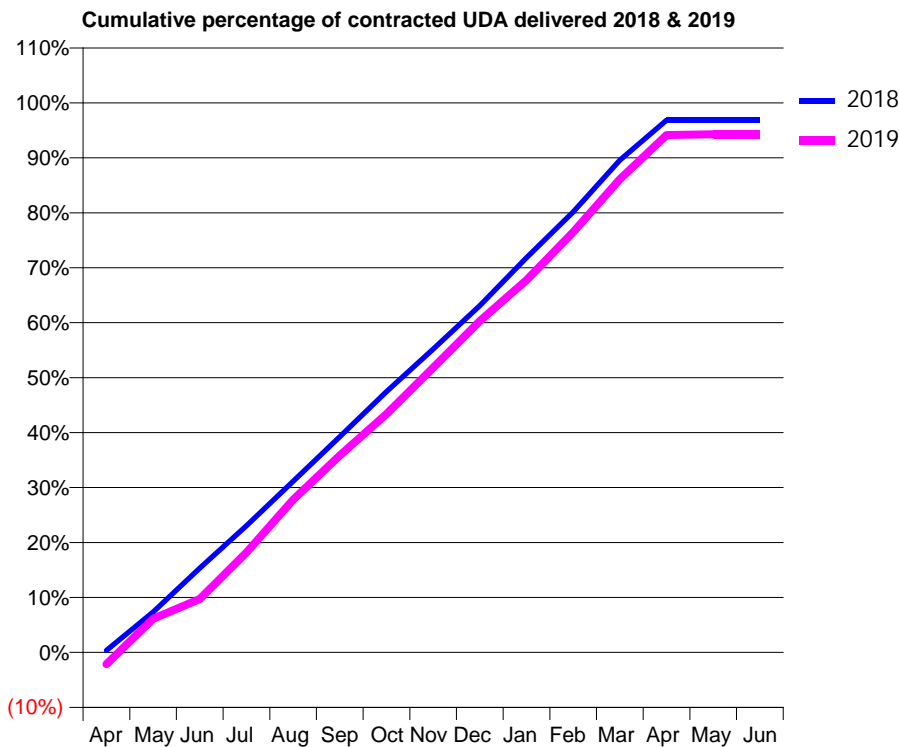
18/19 Contracted general activity (UDA)	26,015
Carry forward general activity (UDA)	820
18/19 Contracted orthodontic activity (UOA)	0
Carry forward orthodontic activity (UOA)	0
Baseline contract value	£735,512.46

ACCESS*

Patients seen in 24 months	Total	Change since previous quarter
Quarter ending March 2018	9,217	
Quarter ending June 2018	9,138	→
Quarter ending September 2018	9,134	→
Quarter ending December 2018	9,168	→
Quarter ending March 2019	9,411	↑
Variance since March 2018	2.1%	↑



ACTIVITY



Month	Adjusted Scheduled Activity (UDA)	
	2018	2019
April	99	-566
May	1,915	1,591
June	3,984	2,531
July	6,003	4,731
August	8,101	7,232
September	10,212	9,321
October	12,346	11,287
November	14,360	13,484
December	16,413	15,687
January	18,685	17,632
February	20,853	19,894
March	23,298	22,393
April	25,194	24,490
May	25,195	24,531
June	25,195	24,531

QUALITY

	Quantity	Base Number	Contract	AT	Region	England
% of FP17s for the same patient ID Re-attending within 3 months - Children	282	3,973	7.1%	11.1%	11.5%	11.8%
% of FP17s for the same patient ID Re-attending within 3 months - Adults	1,399	8,679	16.1%	14.7%	15.2%	15.7%
% of FP17s for the same patient ID Re-attending between 3 & 9 months - Children	2,223	3,973	56.0%	58.0%	60.2%	58.9%
% of FP17s for the same patient ID Re-attending between 3 & 9 months - Adults	4,368	8,679	50.3%	48.6%	51.8%	50.8%
% of FP17s for Band 1 Urgent Courses	1,410	12,643	11.2%	8.7%	8.1%	9.1%
% of FP17s Relating to Free Repair or Replacements	163	12,643	1.3%	0.7%	0.8%	0.8%
% of FP17s Relating to Continuations	130	12,643	1.0%	0.8%	0.9%	0.9%
% of Patients satisfied with the dentistry they have received	2	2	N/A	94.2%	92.7%	92.5%
% of Patients satisfied with the time they had to wait for an appointment	1	2	N/A	85.1%	87.4%	87.0%

* This is based on patients treated on this contract for their most recent course of treatment. Figures in italics indicate the base number of FP17s or Patient Questionnaire responses are less than 100. N/A is shown where the base number of responses is less than 10 during the period. % is calculated as Quantity/Base number*100

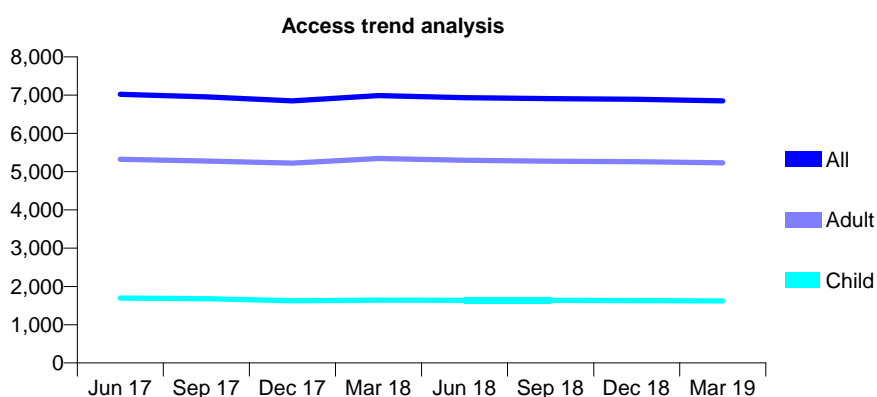
Q58 - Vital Signs At a Glance Contract Report for 162051/0001 - Year end March 2019

Name or company name	Much Hadham Dental Care Limited
Contract type name	GDS Contract
Purpose of contract	General
Contract start date	01/05/2009
Contract end date	

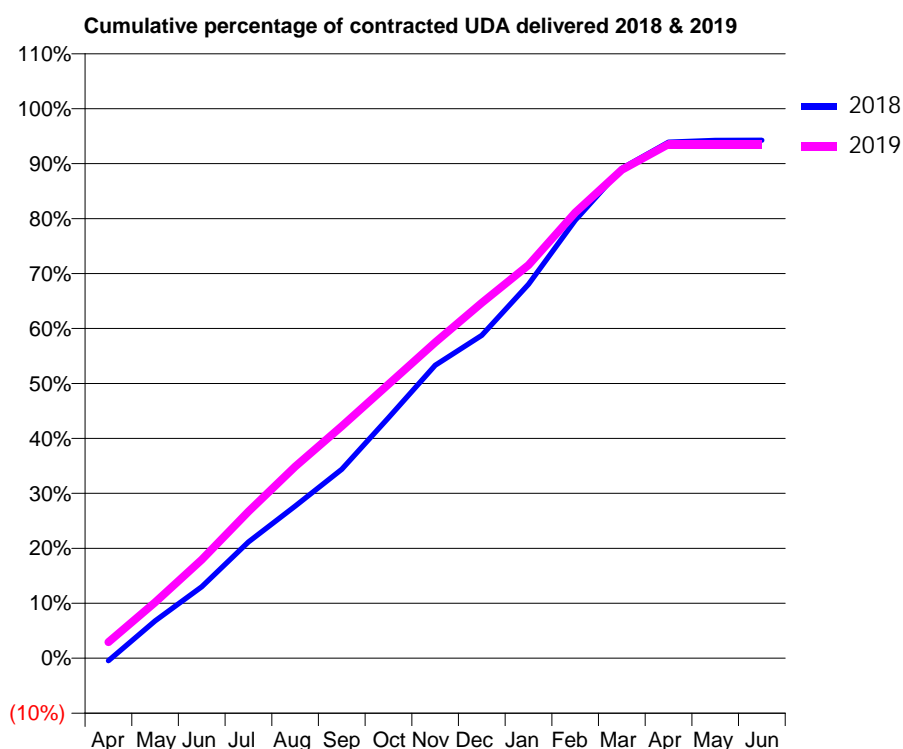
18/19 Contracted general activity (UDA)	19,191
Carry forward general activity (UDA)	0
18/19 Contracted orthodontic activity (UOA)	0
Carry forward orthodontic activity (UOA)	0
Baseline contract value	£444,854.13

ACCESS*

Patients seen in 24 months	Total	Change since previous quarter
Quarter ending March 2018	6,989	
Quarter ending June 2018	6,932	→
Quarter ending September 2018	6,907	→
Quarter ending December 2018	6,892	→
Quarter ending March 2019	6,852	→
Variance since March 2018	(2.0%)	↓



ACTIVITY



Month	2018	2019
April	-92	559
May	1,304	1,953
June	2,493	3,440
July	4,060	5,120
August	5,311	6,693
September	6,597	8,101
October	8,400	9,570
November	10,231	11,029
December	11,275	12,407
January	13,060	13,730
February	15,291	15,563
March	17,104	17,054
April	18,023	17,946
May	18,081	17,946
June	18,086	17,945

QUALITY

	Quantity	Base Number	Contract	AT	Region	England
% of FP17s for the same patient ID Re-attending within 3 months - Children	156	2,551	6.1%	11.1%	11.5%	11.8%
% of FP17s for the same patient ID Re-attending within 3 months - Adults	1,213	7,528	16.1%	14.7%	15.2%	15.7%
% of FP17s for the same patient ID Re-attending between 3 & 9 months - Children	1,647	2,551	64.6%	58.0%	60.2%	58.9%
% of FP17s for the same patient ID Re-attending between 3 & 9 months - Adults	4,090	7,528	54.3%	48.6%	51.8%	50.8%
% of FP17s for Band 1 Urgent Courses	878	10,100	8.7%	8.7%	8.1%	9.1%
% of FP17s Relating to Free Repair or Replacements	112	10,100	1.1%	0.7%	0.8%	0.8%
% of FP17s Relating to Continuations	59	10,100	0.6%	0.8%	0.9%	0.9%
% of Patients satisfied with the dentistry they have received	4	4	N/A	94.2%	92.7%	92.5%
% of Patients satisfied with the time they had to wait for an appointment	4	4	N/A	85.1%	87.4%	87.0%

* This is based on patients treated on this contract for their most recent course of treatment.

Figures in italics indicate the base number of FP17s or Patient Questionnaire responses are less than 100. N/A is shown where the base number of responses is less than 10 during the period. % is calculated as Quantity/Base number*100

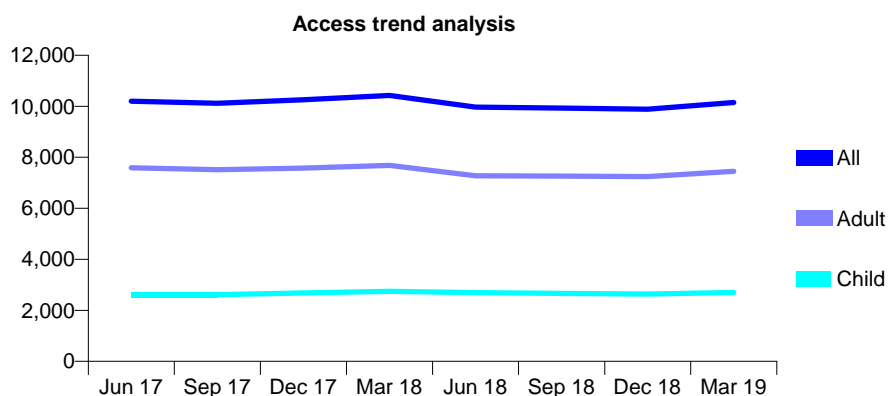
Q58 - Vital Signs At a Glance Contract Report for 162167/0001 - Year end March 2019

Name or company name	A Gatrads Dental Surgery
Contract type name	GDS Contract
Purpose of contract	General
Contract start date	01/04/2011
Contract end date	

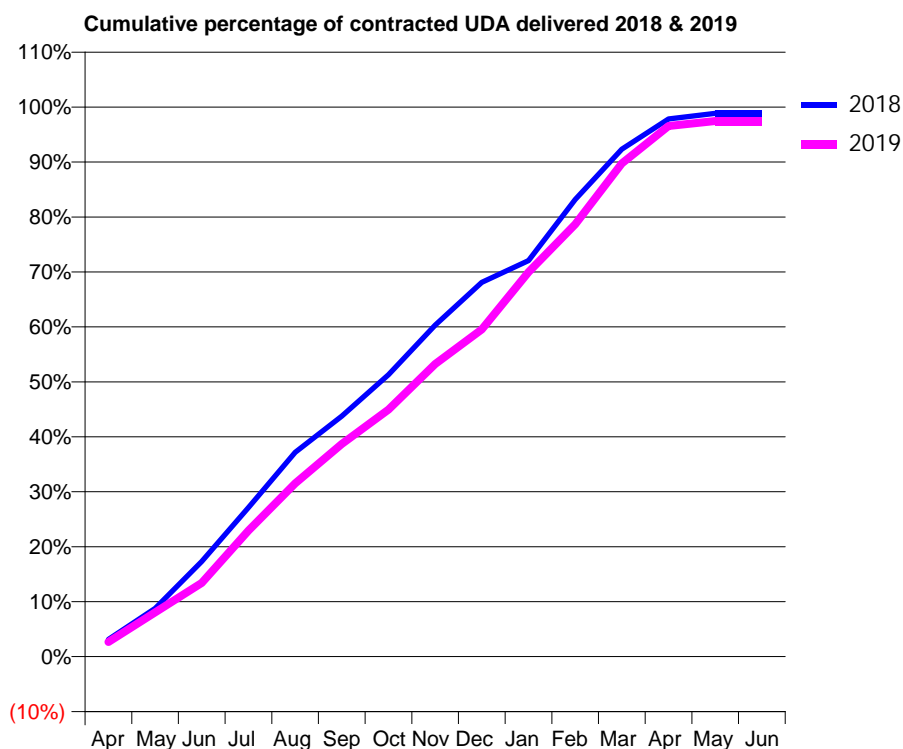
18/19 Contracted general activity (UDA)	28,325
Carry forward general activity (UDA)	325
18/19 Contracted orthodontic activity (UOA)	0
Carry forward orthodontic activity (UOA)	0
Baseline contract value	£731,015.51

ACCESS*

Patients seen in 24 months	Total	Change since previous quarter
Quarter ending March 2018	10,424	
Quarter ending June 2018	9,971	↓
Quarter ending September 2018	9,925	→
Quarter ending December 2018	9,886	→
Quarter ending March 2019	10,152	↑
Variance since March 2018	(2.6%)	↓



ACTIVITY



Month	Adjusted Scheduled Activity (UDA)	
	2018	2019
April	888	755
May	2,492	2,280
June	4,904	3,796
July	7,679	6,499
August	10,536	8,934
September	12,395	10,957
October	14,529	12,732
November	17,094	15,085
December	19,288	16,862
January	20,409	19,823
February	23,563	22,281
March	26,151	25,413
April	27,713	27,348
May	27,999	27,602
June	27,999	27,601

QUALITY

	Quantity	Base Number	Contract	AT	Region	England
% of FP17s for the same patient ID Re-attending within 3 months - Children	245	3,679	6.7%	11.1%	11.5%	11.8%
% of FP17s for the same patient ID Re-attending within 3 months - Adults	1,293	8,860	14.6%	14.7%	15.2%	15.7%
% of FP17s for the same patient ID Re-attending between 3 & 9 months - Children	1,912	3,679	52.0%	58.0%	60.2%	58.9%
% of FP17s for the same patient ID Re-attending between 3 & 9 months - Adults	3,626	8,860	40.9%	48.6%	51.8%	50.8%
% of FP17s for Band 1 Urgent Courses	1,212	12,638	9.6%	8.7%	8.1%	9.1%
% of FP17s Relating to Free Repair or Replacements	59	12,638	0.5%	0.7%	0.8%	0.8%
% of FP17s Relating to Continuations	190	12,638	1.5%	0.8%	0.9%	0.9%
% of Patients satisfied with the dentistry they have received	4	4	N/A	94.2%	92.7%	92.5%
% of Patients satisfied with the time they had to wait for an appointment	3	4	N/A	85.1%	87.4%	87.0%

* This is based on patients treated on this contract for their most recent course of treatment. Figures in italics indicate the base number of FP17s or Patient Questionnaire responses are less than 100. N/A is shown where the base number of responses is less than 10 during the period. % is calculated as Quantity/Base number*100

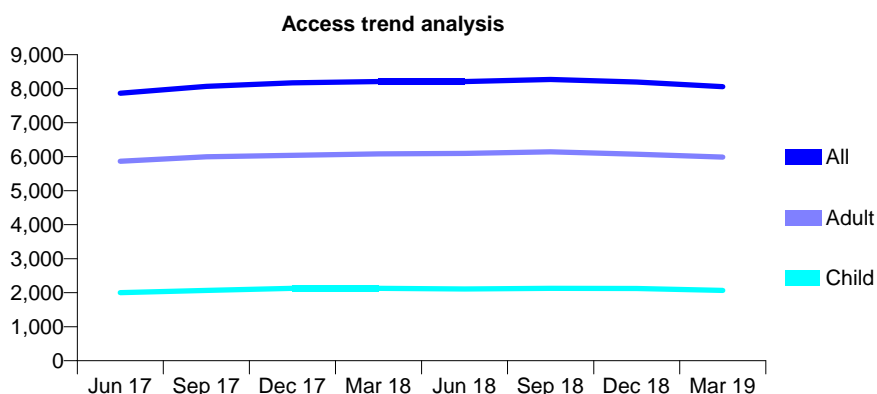
Q58 - Vital Signs At a Glance Contract Report for 163473/0001 - Year end March 2019

Name or company name	Kettering Central Dental Practice
Contract type name	GDS Contract
Purpose of contract	General
Contract start date	05/10/2012
Contract end date	

18/19 Contracted general activity (UDA)	23,018
Carry forward general activity (UDA)	0
18/19 Contracted orthodontic activity (UOA)	0
Carry forward orthodontic activity (UOA)	0
Baseline contract value	£824,129.55

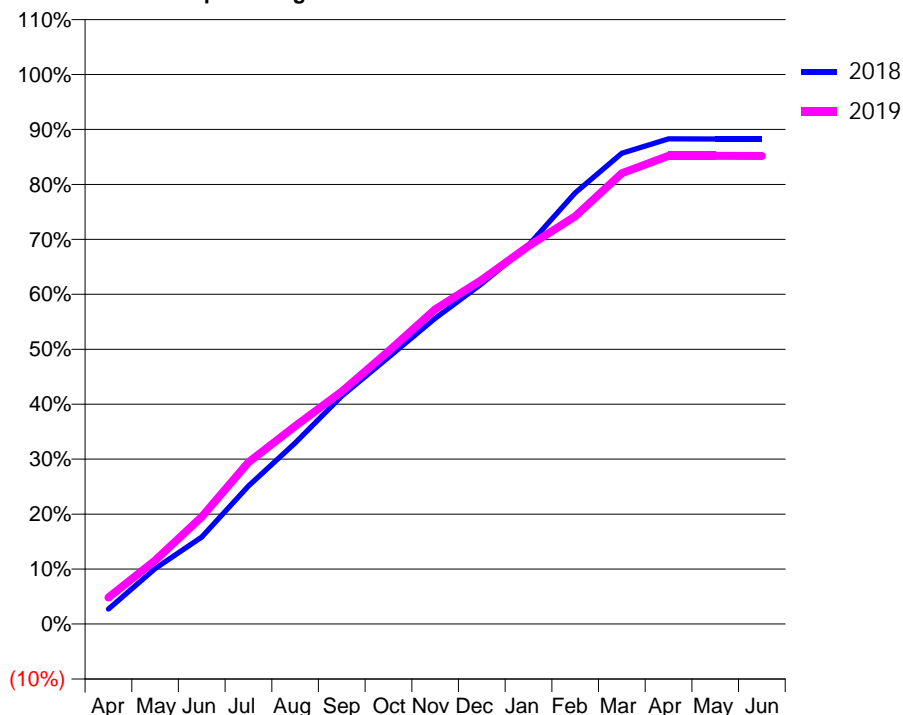
ACCESS*

Patients seen in 24 months	Total	Change since previous quarter
Quarter ending March 2018	8,210	
Quarter ending June 2018	8,211	→
Quarter ending September 2018	8,270	→
Quarter ending December 2018	8,196	→
Quarter ending March 2019	8,055	↓
Variance since March 2018	(1.9%)	↓



ACTIVITY

Cumulative percentage of contracted UDA delivered 2018 & 2019



Month	Adjusted Scheduled Activity (UDA)	
	2018	2019
April	631	1,109
May	2,321	2,667
June	3,642	4,489
July	5,782	6,772
August	7,590	8,295
September	9,551	9,736
October	11,175	11,426
November	12,805	13,179
December	14,249	14,414
January	15,872	15,826
February	18,061	17,080
March	19,715	18,876
April	20,316	19,608
May	20,312	19,606
June	20,312	19,603

QUALITY

	Quantity	Base Number	Contract	AT	Region	England
% of FP17s for the same patient ID Re-attending within 3 months - Children	145	2,673	5.4%	11.1%	11.5%	11.8%
% of FP17s for the same patient ID Re-attending within 3 months - Adults	692	6,472	10.7%	14.7%	15.2%	15.7%
% of FP17s for the same patient ID Re-attending between 3 & 9 months - Children	1,383	2,673	51.7%	58.0%	60.2%	58.9%
% of FP17s for the same patient ID Re-attending between 3 & 9 months - Adults	2,473	6,472	38.2%	48.6%	51.8%	50.8%
% of FP17s for Band 1 Urgent Courses	455	9,175	5.0%	8.7%	8.1%	9.1%
% of FP17s Relating to Free Repair or Replacements	73	9,175	0.8%	0.7%	0.8%	0.8%
% of FP17s Relating to Continuations	107	9,175	1.2%	0.8%	0.9%	0.9%
% of Patients satisfied with the dentistry they have received	1	1	N/A	94.2%	92.7%	92.5%
% of Patients satisfied with the time they had to wait for an appointment	1	1	N/A	85.1%	87.4%	87.0%

* This is based on patients treated on this contract for their most recent course of treatment.

Figures in italics indicate the base number of FP17s or Patient Questionnaire responses are less than 100. N/A is shown where the base number of responses is less than 10 during the period. % is calculated as Quantity/Base number*100

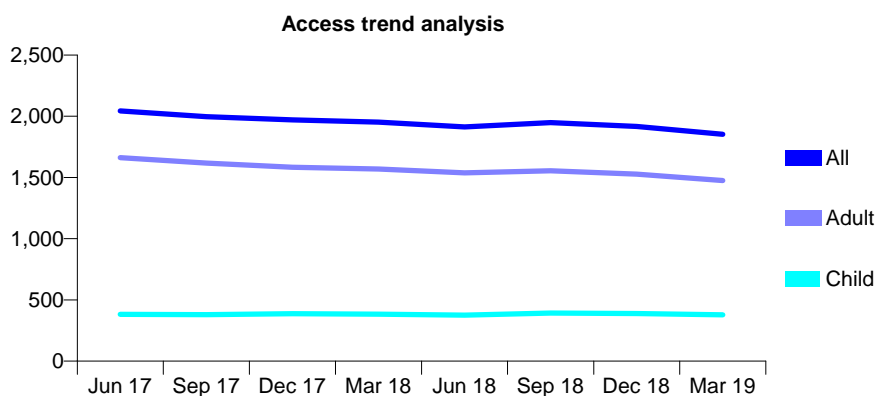
Q58 - Vital Signs At a Glance Contract Report for 164585/0001 - Year end March 2019

Name or company name	MR A MCGREGOR AND DR M MOKHTAR
Contract type name	GDS Contract
Purpose of contract	General
Contract start date	01/04/2007
Contract end date	

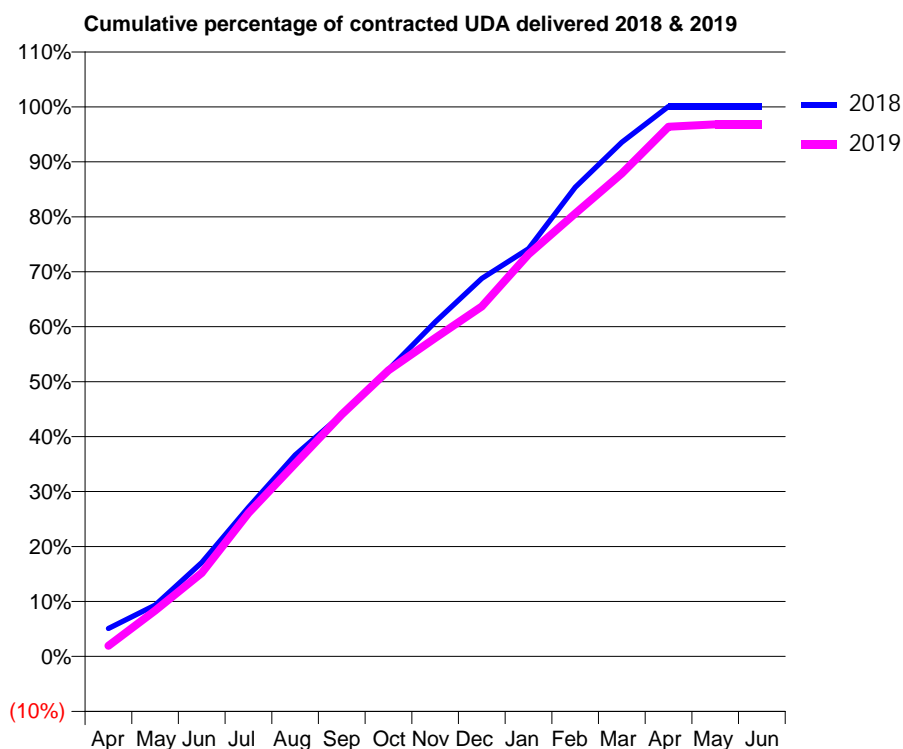
18/19 Contracted general activity (UDA)	6,316
Carry forward general activity (UDA)	-4
18/19 Contracted orthodontic activity (UOA)	0
Carry forward orthodontic activity (UOA)	0
Baseline contract value	£143,282.90

ACCESS*

Patients seen in 24 months	Total	Change since previous quarter
Quarter ending March 2018	1,953	
Quarter ending June 2018	1,913	↓
Quarter ending September 2018	1,948	→
Quarter ending December 2018	1,917	↓
Quarter ending March 2019	1,854	↓
Variance since March 2018	(5.1%)	↓



ACTIVITY



Month	Adjusted Scheduled Activity (UDA)	
	2018	2019
April	322	123
May	589	528
June	1,079	958
July	1,713	1,647
August	2,315	2,215
September	2,778	2,781
October	3,298	3,288
November	3,844	3,660
December	4,344	4,022
January	4,686	4,623
February	5,393	5,091
March	5,909	5,551
April	6,321	6,087
May	6,321	6,114
June	6,321	6,114

QUALITY

	Quantity	Base Number	Contract	AT	Region	England
% of FP17s for the same patient ID Re-attending within 3 months - Children	20	545	3.7%	11.1%	11.5%	11.8%
% of FP17s for the same patient ID Re-attending within 3 months - Adults	379	2,494	15.2%	14.7%	15.2%	15.7%
% of FP17s for the same patient ID Re-attending between 3 & 9 months - Children	331	545	60.7%	58.0%	60.2%	58.9%
% of FP17s for the same patient ID Re-attending between 3 & 9 months - Adults	1,603	2,494	64.3%	48.6%	51.8%	50.8%
% of FP17s for Band 1 Urgent Courses	95	3,160	3.0%	8.7%	8.1%	9.1%
% of FP17s Relating to Free Repair or Replacements	62	3,160	2.0%	0.7%	0.8%	0.8%
% of FP17s Relating to Continuations	19	3,160	0.6%	0.8%	0.9%	0.9%
% of Patients satisfied with the dentistry they have received	2	2	N/A	94.2%	92.7%	92.5%
% of Patients satisfied with the time they had to wait for an appointment	2	2	N/A	85.1%	87.4%	87.0%

* This is based on patients treated on this contract for their most recent course of treatment. Figures in italics indicate the base number of FP17s or Patient Questionnaire responses are less than 100. N/A is shown where the base number of responses is less than 10 during the period. % is calculated as Quantity/Base number*100

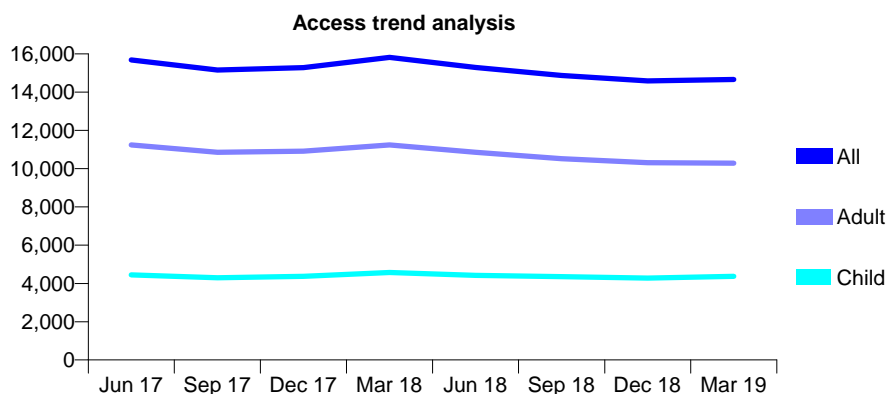
Q58 - Vital Signs At a Glance Contract Report for 164593/0001 - Year end March 2019

Name or company name	Dental Suite Ltd
Contract type name	GDS Contract
Purpose of contract	General
Contract start date	01/04/2007
Contract end date	

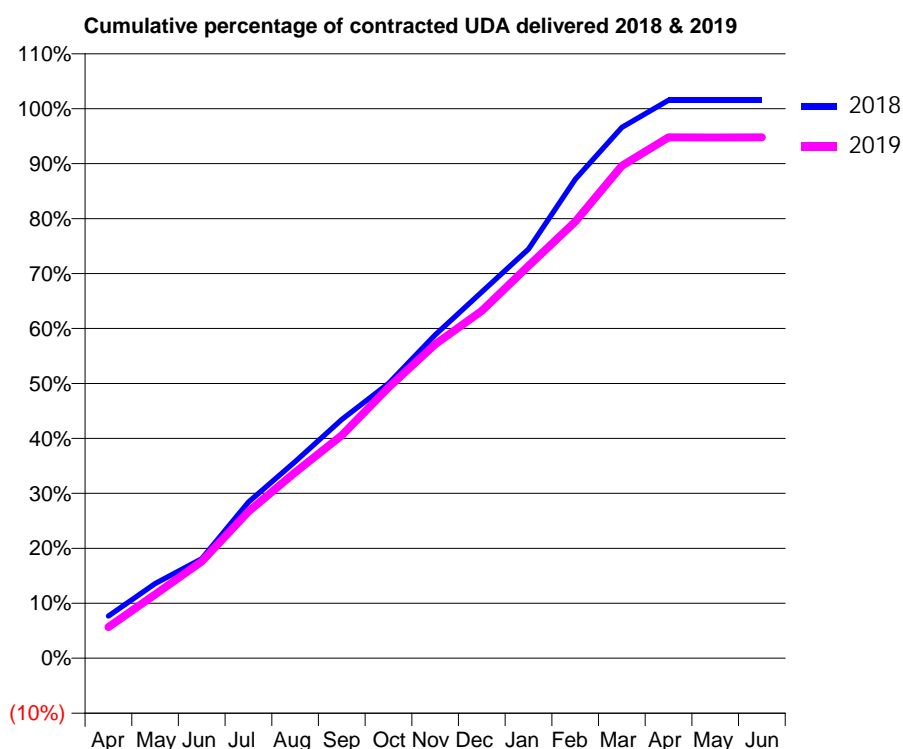
18/19 Contracted general activity (UDA)	37,656
Carry forward general activity (UDA)	-571
18/19 Contracted orthodontic activity (UOA)	0
Carry forward orthodontic activity (UOA)	0
Baseline contract value	£930,448.05

ACCESS*

Patients seen in 24 months	Total	Change since previous quarter
Quarter ending March 2018	15,814	
Quarter ending June 2018	15,282	↓
Quarter ending September 2018	14,874	↓
Quarter ending December 2018	14,588	↓
Quarter ending March 2019	14,655	→
Variance since March 2018	(7.3%)	↓



ACTIVITY



Month	Adjusted Scheduled Activity (UDA)	
	2018	2019
April	2,895	2,130
May	5,109	4,376
June	6,813	6,630
July	10,694	10,052
August	13,471	12,745
September	16,348	15,273
October	18,820	18,543
November	22,159	21,514
December	25,096	23,798
January	28,030	26,887
February	32,816	29,917
March	36,367	33,742
April	38,240	35,686
May	38,230	35,682
June	38,227	35,692

QUALITY

	Quantity	Base Number	Contract	AT	Region	England
% of FP17s for the same patient ID Re-attending within 3 months - Children	368	6,492	5.7%	11.1%	11.5%	11.8%
% of FP17s for the same patient ID Re-attending within 3 months - Adults	1,119	13,358	8.4%	14.7%	15.2%	15.7%
% of FP17s for the same patient ID Re-attending between 3 & 9 months - Children	4,282	6,492	66.0%	58.0%	60.2%	58.9%
% of FP17s for the same patient ID Re-attending between 3 & 9 months - Adults	8,791	13,358	65.8%	48.6%	51.8%	50.8%
% of FP17s for Band 1 Urgent Courses	925	19,900	4.6%	8.7%	8.1%	9.1%
% of FP17s Relating to Free Repair or Replacements	49	19,900	0.2%	0.7%	0.8%	0.8%
% of FP17s Relating to Continuations	14	19,900	0.1%	0.8%	0.9%	0.9%
% of Patients satisfied with the dentistry they have received	6	6	N/A	94.2%	92.7%	92.5%
% of Patients satisfied with the time they had to wait for an appointment	6	6	N/A	85.1%	87.4%	87.0%

* This is based on patients treated on this contract for their most recent course of treatment.

Figures in italics indicate the base number of FP17s or Patient Questionnaire responses are less than 100. N/A is shown where the base number of responses is less than 10 during the period. % is calculated as Quantity/Base number*100

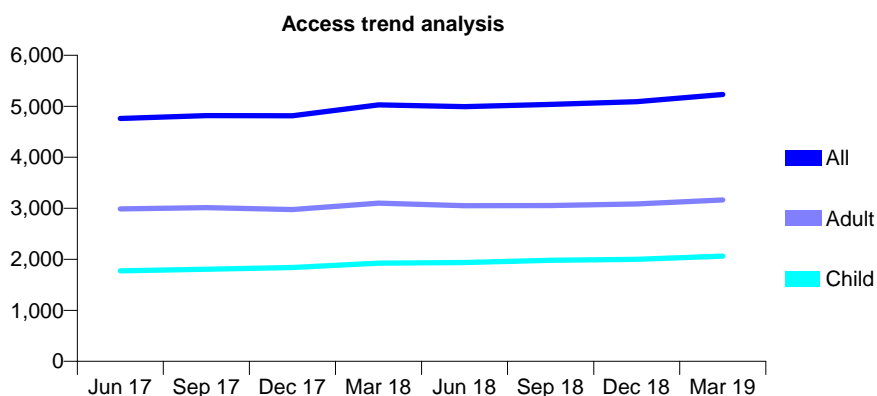
Q58 - Vital Signs At a Glance Contract Report for 165034/0001 - Year end March 2019

Name or company name	Ross, Hirschowitz & Videlefsky
Contract type name	GDS Contract
Purpose of contract	General
Contract start date	01/04/2009
Contract end date	

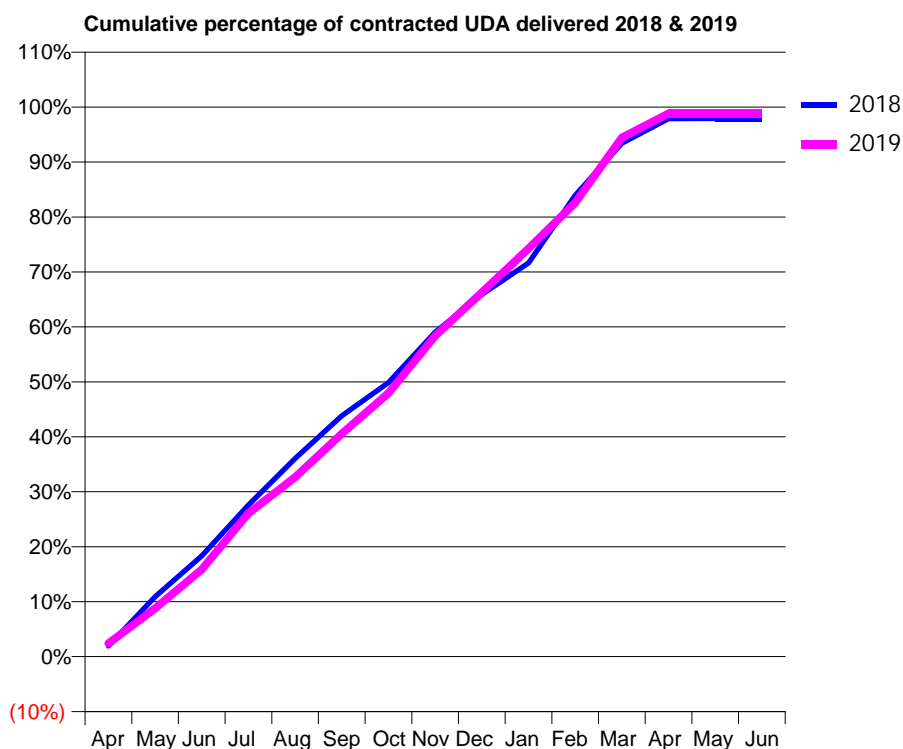
18/19 Contracted general activity (UDA)	12,500
Carry forward general activity (UDA)	259
18/19 Contracted orthodontic activity (UOA)	0
Carry forward orthodontic activity (UOA)	0
Baseline contract value	£306,329.04

ACCESS*

Patients seen in 24 months	Total	Change since previous quarter
Quarter ending March 2018	5,027	
Quarter ending June 2018	4,992	→
Quarter ending September 2018	5,036	→
Quarter ending December 2018	5,088	→
Quarter ending March 2019	5,231	↑
Variance since March 2018	4.1%	↑



ACTIVITY



Month	Adjusted Scheduled Activity (UDA)	
	2018	2019
April	240	300
May	1,362	1,098
June	2,293	1,981
July	3,450	3,259
August	4,510	4,085
September	5,476	5,071
October	6,236	5,992
November	7,381	7,297
December	8,236	8,283
January	8,952	9,280
February	10,493	10,326
March	11,676	11,805
April	12,239	12,354
May	12,242	12,354
June	12,241	12,354

QUALITY

	Quantity	Base Number	Contract	AT	Region	England
% of FP17s for the same patient ID Re-attending within 3 months - Children	356	3,367	10.6%	11.1%	11.5%	11.8%
% of FP17s for the same patient ID Re-attending within 3 months - Adults	504	4,015	12.6%	14.7%	15.2%	15.7%
% of FP17s for the same patient ID Re-attending between 3 & 9 months - Children	2,162	3,367	64.2%	58.0%	60.2%	58.9%
% of FP17s for the same patient ID Re-attending between 3 & 9 months - Adults	2,098	4,015	52.3%	48.6%	51.8%	50.8%
% of FP17s for Band 1 Urgent Courses	595	7,365	8.1%	8.7%	8.1%	9.1%
% of FP17s Relating to Free Repair or Replacements	31	7,365	0.4%	0.7%	0.8%	0.8%
% of FP17s Relating to Continuations	27	7,365	0.4%	0.8%	0.9%	0.9%
% of Patients satisfied with the dentistry they have received	3	3	N/A	94.2%	92.7%	92.5%
% of Patients satisfied with the time they had to wait for an appointment	3	3	N/A	85.1%	87.4%	87.0%

* This is based on patients treated on this contract for their most recent course of treatment. Figures in italics indicate the base number of FP17s or Patient Questionnaire responses are less than 100. N/A is shown where the base number of responses is less than 10 during the period. % is calculated as Quantity/Base number*100

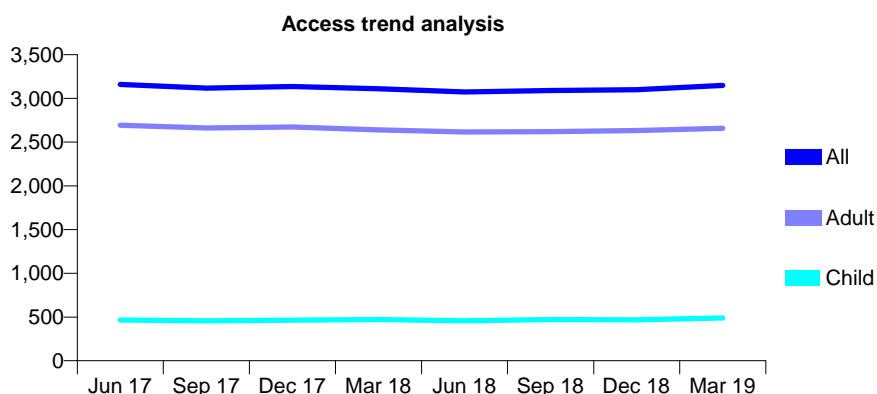
Q58 - Vital Signs At a Glance Contract Report for 165220/0001 - Year end March 2019

Name or company name	Beech Hill Dental Practice Limited
Contract type name	GDS Contract
Purpose of contract	General
Contract start date	01/10/2010
Contract end date	

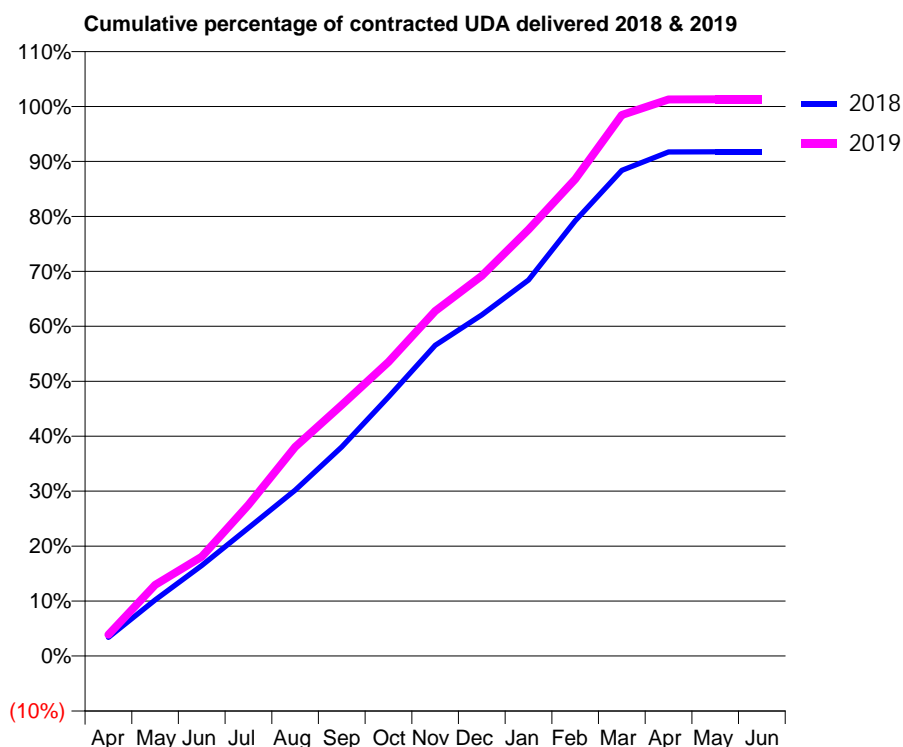
18/19 Contracted general activity (UDA)	11,000
Carry forward general activity (UDA)	0
18/19 Contracted orthodontic activity (UOA)	0
Carry forward orthodontic activity (UOA)	0
Baseline contract value	£280,331.35

ACCESS*

Patients seen in 24 months	Total	Change since previous quarter
Quarter ending March 2018	3,110	
Quarter ending June 2018	3,073	↓
Quarter ending September 2018	3,090	→
Quarter ending December 2018	3,100	→
Quarter ending March 2019	3,148	→
Variance since March 2018	1.2%	→



ACTIVITY



Month	Adjusted Scheduled Activity (UDA)	
	2018	2019
April	374	427
May	1,122	1,423
June	1,811	1,987
July	2,564	3,024
August	3,319	4,185
September	4,184	5,025
October	5,185	5,889
November	6,221	6,904
December	6,827	7,610
January	7,526	8,534
February	8,710	9,545
March	9,720	10,827
April	10,088	11,140
May	10,092	11,144
June	10,092	11,144

QUALITY

	Quantity	Base Number	Contract	AT	Region	England
% of FP17s for the same patient ID Re-attending within 3 months - Children	40	620	6.5%	11.1%	11.5%	11.8%
% of FP17s for the same patient ID Re-attending within 3 months - Adults	403	2,947	13.7%	14.7%	15.2%	15.7%
% of FP17s for the same patient ID Re-attending between 3 & 9 months - Children	209	620	33.7%	58.0%	60.2%	58.9%
% of FP17s for the same patient ID Re-attending between 3 & 9 months - Adults	1,031	2,947	35.0%	48.6%	51.8%	50.8%
% of FP17s for Band 1 Urgent Courses	398	3,585	11.1%	8.7%	8.1%	9.1%
% of FP17s Relating to Free Repair or Replacements	11	3,585	0.3%	0.7%	0.8%	0.8%
% of FP17s Relating to Continuations	9	3,585	0.3%	0.8%	0.9%	0.9%
% of Patients satisfied with the dentistry they have received	4	4	N/A	94.2%	92.7%	92.5%
% of Patients satisfied with the time they had to wait for an appointment	3	4	N/A	85.1%	87.4%	87.0%

* This is based on patients treated on this contract for their most recent course of treatment. Figures in italics indicate the base number of FP17s or Patient Questionnaire responses are less than 100. N/A is shown where the base number of responses is less than 10 during the period. % is calculated as Quantity/Base number*100

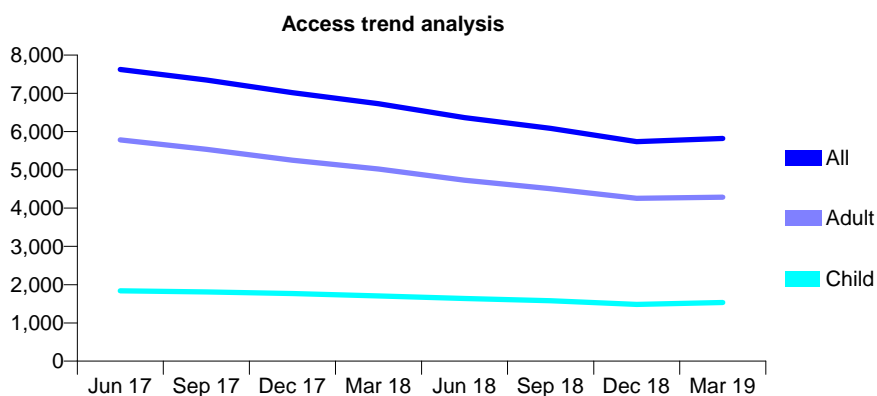
Q58 - Vital Signs At a Glance Contract Report for 167045/0001 - Year end March 2019

Name or company name	QUALITY DENTAL CARE LIMITED
Contract type name	GDS Contract
Purpose of contract	General and Orthodontic
Contract start date	05/02/2008
Contract end date	

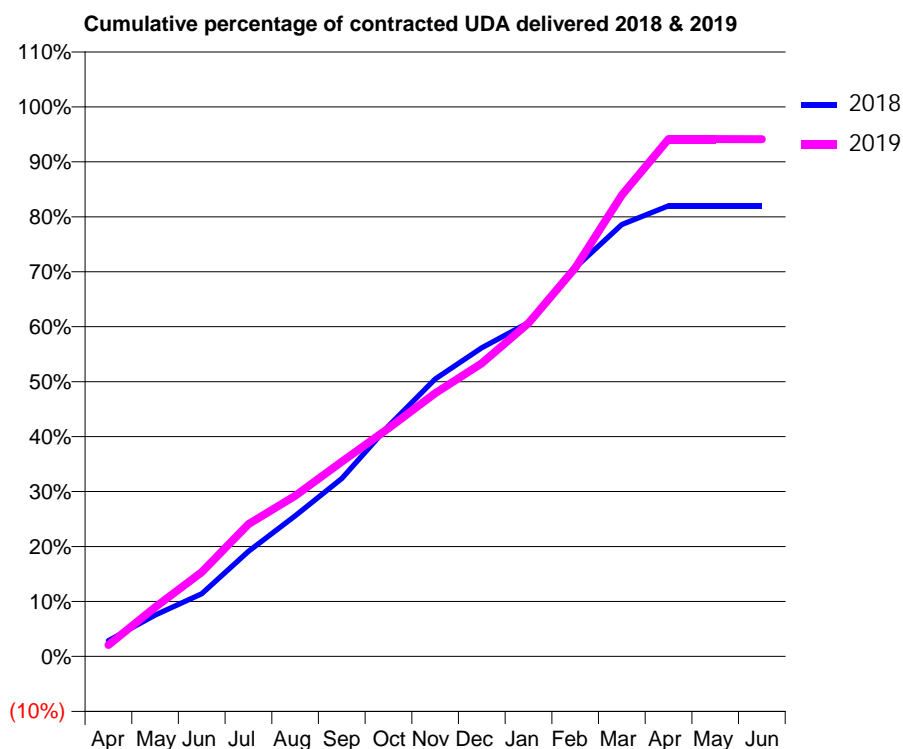
18/19 Contracted general activity (UDA)	18,500
Carry forward general activity (UDA)	0
18/19 Contracted orthodontic activity (UOA)	4,389
Carry forward orthodontic activity (UOA)	0
Baseline contract value	£720,813.73

ACCESS*

Patients seen in 24 months	Total	Change since previous quarter
Quarter ending March 2018	6,729	
Quarter ending June 2018	6,364	↓
Quarter ending September 2018	6,086	↓
Quarter ending December 2018	5,737	↓
Quarter ending March 2019	5,819	→
Variance since March 2018	(13.5%)	↓



ACTIVITY



Month	Adjusted Scheduled Activity (UDA)	
	2018	2019
April	530	385
May	1,394	1,657
June	2,106	2,834
July	3,542	4,451
August	4,733	5,409
September	5,985	6,552
October	7,754	7,679
November	9,339	8,858
December	10,392	9,867
January	11,233	11,221
February	13,089	13,081
March	14,537	15,529
April	15,167	17,419
May	15,166	17,415
June	15,166	17,413

QUALITY

	Quantity	Base Number	Contract	AT	Region	England
% of FP17s for the same patient ID Re-attending within 3 months - Children	183	2,372	7.7%	11.1%	11.5%	11.8%
% of FP17s for the same patient ID Re-attending within 3 months - Adults	860	5,008	17.2%	14.7%	15.2%	15.7%
% of FP17s for the same patient ID Re-attending between 3 & 9 months - Children	750	2,372	31.6%	58.0%	60.2%	58.9%
% of FP17s for the same patient ID Re-attending between 3 & 9 months - Adults	1,960	5,008	39.1%	48.6%	51.8%	50.8%
% of FP17s for Band 1 Urgent Courses	540	6,776	8.0%	8.7%	8.1%	9.1%
% of FP17s Relating to Free Repair or Replacements	106	6,776	1.6%	0.7%	0.8%	0.8%
% of FP17s Relating to Continuations	33	6,776	0.5%	0.8%	0.9%	0.9%
% of Patients satisfied with the dentistry they have received	2	2	N/A	94.2%	92.7%	92.5%
% of Patients satisfied with the time they had to wait for an appointment	1	2	N/A	85.1%	87.4%	87.0%

* This is based on patients treated on this contract for their most recent course of treatment. Figures in italics indicate the base number of FP17s or Patient Questionnaire responses are less than 100. N/A is shown where the base number of responses is less than 10 during the period. % is calculated as Quantity/Base number*100

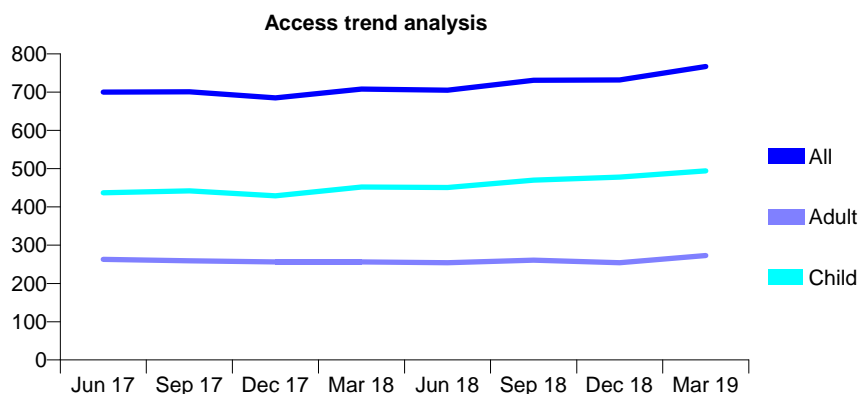
Q58 - Vital Signs At a Glance Contract Report for 167703/0001 - Year end March 2019

Name or company name	Red House Dental
Contract type name	GDS Contract
Purpose of contract	General
Contract start date	01/12/2011
Contract end date	

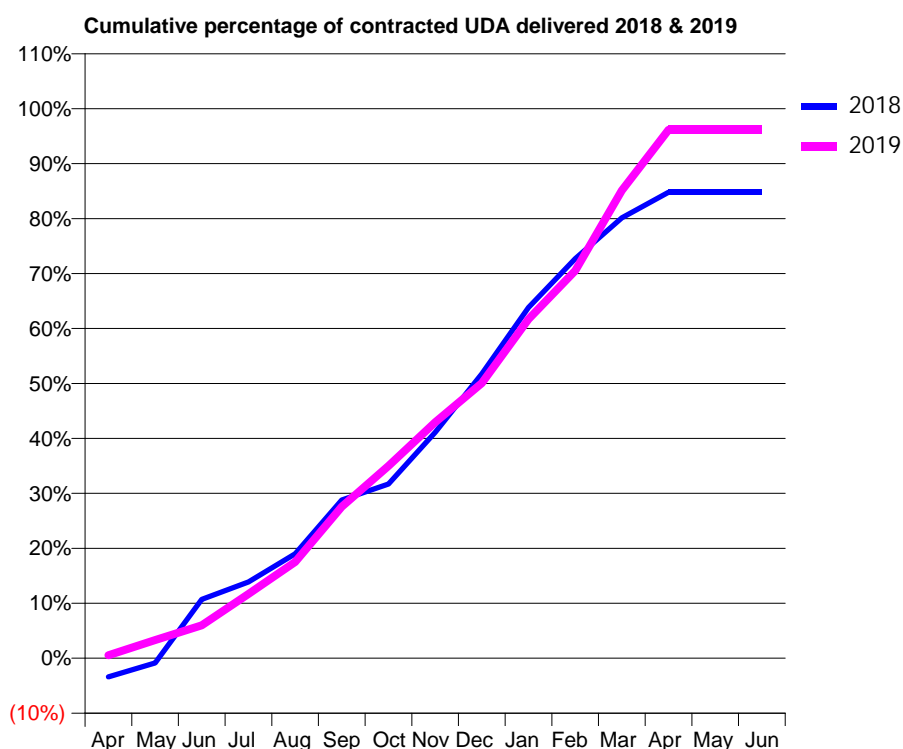
18/19 Contracted general activity (UDA)	1,668
Carry forward general activity (UDA)	0
18/19 Contracted orthodontic activity (UOA)	0
Carry forward orthodontic activity (UOA)	0
Baseline contract value	£41,540.53

ACCESS*

Patients seen in 24 months	Total	Change since previous quarter
Quarter ending March 2018	708	
Quarter ending June 2018	705	→
Quarter ending September 2018	731	↑
Quarter ending December 2018	732	→
Quarter ending March 2019	767	↑
Variance since March 2018	8.3%	↑



ACTIVITY



Month	Adjusted Scheduled Activity (UDA)	
	2018	2019
April	-57	9
May	-15	55
June	179	100
July	231	195
August	317	292
September	480	460
October	529	584
November	686	716
December	863	835
January	1,064	1,029
February	1,213	1,176
March	1,337	1,420
April	1,414	1,604
May	1,414	1,604
June	1,414	1,604

QUALITY

	Quantity	Base Number	Contract	AT	Region	England
% of FP17s for the same patient ID Re-attending within 3 months - Children	78	797	9.8%	11.1%	11.5%	11.8%
% of FP17s for the same patient ID Re-attending within 3 months - Adults	59	364	16.2%	14.7%	15.2%	15.7%
% of FP17s for the same patient ID Re-attending between 3 & 9 months - Children	485	797	60.9%	58.0%	60.2%	58.9%
% of FP17s for the same patient ID Re-attending between 3 & 9 months - Adults	204	364	56.0%	48.6%	51.8%	50.8%
% of FP17s for Band 1 Urgent Courses	18	1,148	1.6%	8.7%	8.1%	9.1%
% of FP17s Relating to Free Repair or Replacements	1	1,148	0.1%	0.7%	0.8%	0.8%
% of FP17s Relating to Continuations	38	1,148	3.3%	0.8%	0.9%	0.9%
% of Patients satisfied with the dentistry they have received	0	0	N/A	94.2%	92.7%	92.5%
% of Patients satisfied with the time they had to wait for an appointment	0	0	N/A	85.1%	87.4%	87.0%

* This is based on patients treated on this contract for their most recent course of treatment.

Figures in italics indicate the base number of FP17s or Patient Questionnaire responses are less than 100. N/A is shown where the base number of responses is less than 10 during the period. % is calculated as Quantity/Base number*100

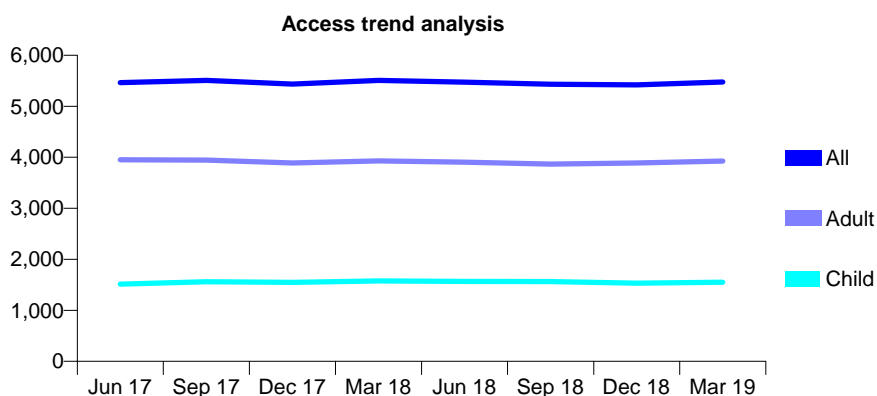
Q58 - Vital Signs At a Glance Contract Report for 168335/0001 - Year end March 2019

Name or company name	Darius G-Sair & Associates Limited
Contract type name	GDS Contract
Purpose of contract	General
Contract start date	01/04/2009
Contract end date	

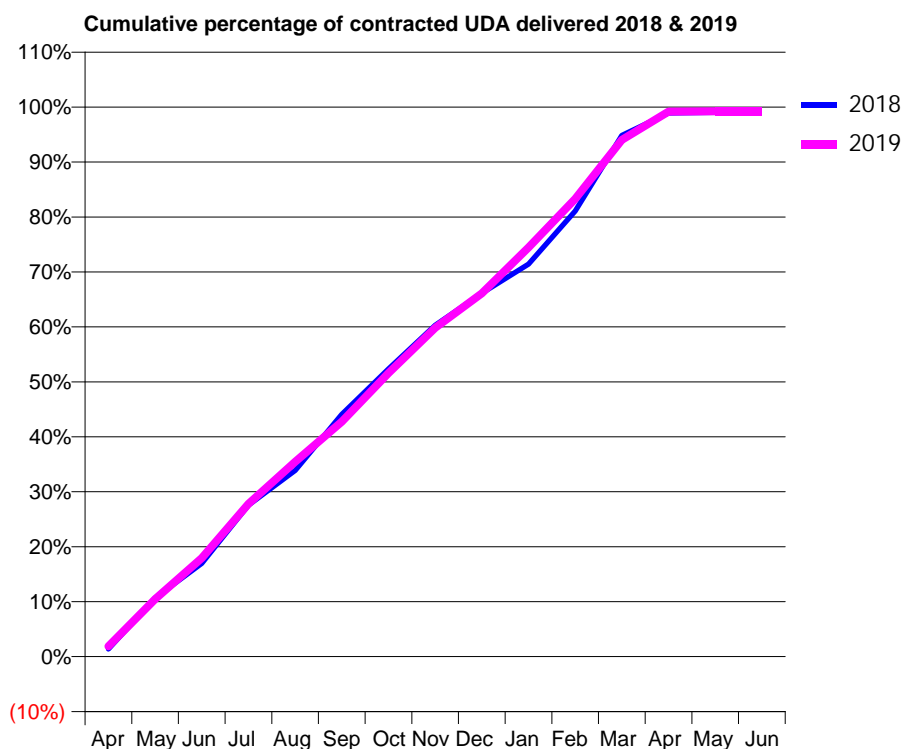
18/19 Contracted general activity (UDA)	18,357
Carry forward general activity (UDA)	179
18/19 Contracted orthodontic activity (UOA)	0
Carry forward orthodontic activity (UOA)	0
Baseline contract value	£550,589.74

ACCESS*

Patients seen in 24 months	Total	Change since previous quarter
Quarter ending March 2018	5,508	
Quarter ending June 2018	5,472	→
Quarter ending September 2018	5,431	→
Quarter ending December 2018	5,422	→
Quarter ending March 2019	5,476	→
Variance since March 2018	(0.6%)	→



ACTIVITY



Month	Adjusted Scheduled Activity (UDA)	
	2018	2019
April	257	345
May	1,957	1,921
June	3,117	3,288
July	5,063	5,103
August	6,219	6,512
September	8,091	7,846
October	9,612	9,472
November	11,067	10,982
December	12,136	12,131
January	13,111	13,663
February	14,884	15,292
March	17,409	17,258
April	18,158	18,205
May	18,177	18,219
June	18,178	18,219

QUALITY

	Quantity	Base Number	Contract	AT	Region	England
% of FP17s for the same patient ID Re-attending within 3 months - Children	199	2,257	8.8%	11.1%	11.5%	11.8%
% of FP17s for the same patient ID Re-attending within 3 months - Adults	764	4,972	15.4%	14.7%	15.2%	15.7%
% of FP17s for the same patient ID Re-attending between 3 & 9 months - Children	1,332	2,257	59.0%	58.0%	60.2%	58.9%
% of FP17s for the same patient ID Re-attending between 3 & 9 months - Adults	2,516	4,972	50.6%	48.6%	51.8%	50.8%
% of FP17s for Band 1 Urgent Courses	884	7,229	12.2%	8.7%	8.1%	9.1%
% of FP17s Relating to Free Repair or Replacements	35	7,229	0.5%	0.7%	0.8%	0.8%
% of FP17s Relating to Continuations	49	7,229	0.7%	0.8%	0.9%	0.9%
% of Patients satisfied with the dentistry they have received	1	1	N/A	94.2%	92.7%	92.5%
% of Patients satisfied with the time they had to wait for an appointment	1	1	N/A	85.1%	87.4%	87.0%

* This is based on patients treated on this contract for their most recent course of treatment. Figures in italics indicate the base number of FP17s or Patient Questionnaire responses are less than 100. N/A is shown where the base number of responses is less than 10 during the period. % is calculated as Quantity/Base number*100

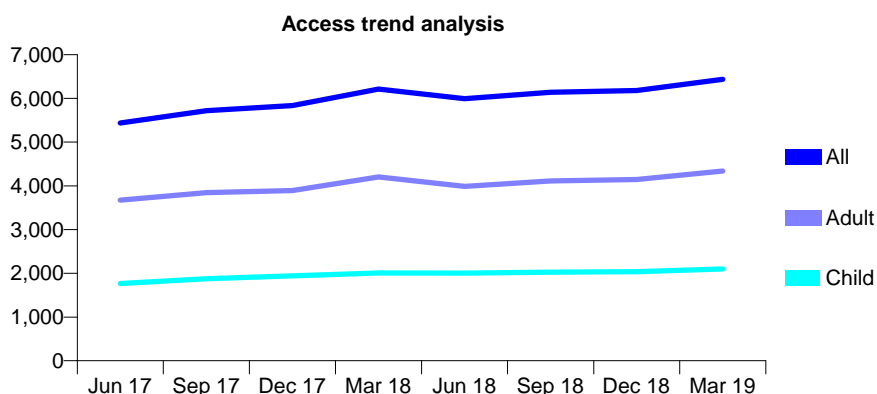
Q58 - Vital Signs At a Glance Contract Report for 168343/0001 - Year end March 2019

Name or company name	INSPIRE DENTAL CARE
Contract type name	GDS Contract
Purpose of contract	General
Contract start date	01/02/2008
Contract end date	

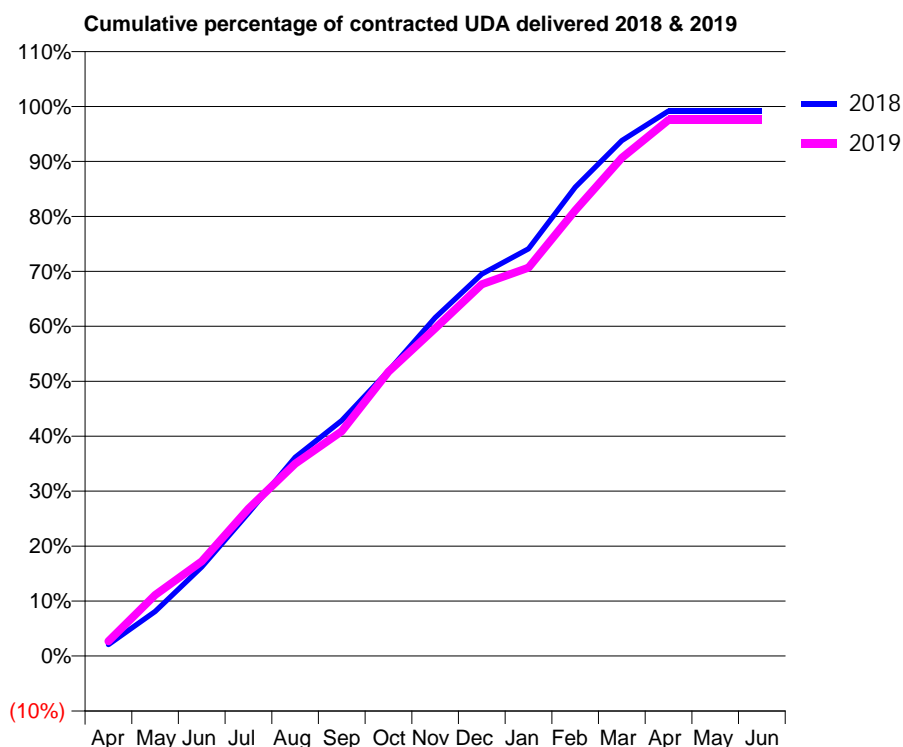
18/19 Contracted general activity (UDA)	17,816
Carry forward general activity (UDA)	147
18/19 Contracted orthodontic activity (UOA)	0
Carry forward orthodontic activity (UOA)	0
Baseline contract value	£443,103.56

ACCESS*

Patients seen in 24 months	Total	Change since previous quarter
Quarter ending March 2018	6,214	
Quarter ending June 2018	5,993	↓
Quarter ending September 2018	6,140	↑
Quarter ending December 2018	6,182	→
Quarter ending March 2019	6,438	↑
Variance since March 2018	3.6%	↑



ACTIVITY



Month	Adjusted Scheduled Activity (UDA)	
	2018	2019
April	368	483
May	1,444	1,976
June	2,884	3,074
July	4,637	4,774
August	6,446	6,238
September	7,639	7,285
October	9,242	9,214
November	10,972	10,626
December	12,378	12,051
January	13,203	12,588
February	15,199	14,448
March	16,709	16,151
April	17,670	17,377
May	17,669	17,378
June	17,669	17,378

QUALITY

	Quantity	Base Number	Contract	AT	Region	England
% of FP17s for the same patient ID Re-attending within 3 months - Children	129	2,464	5.2%	11.1%	11.5%	11.8%
% of FP17s for the same patient ID Re-attending within 3 months - Adults	462	4,388	10.5%	14.7%	15.2%	15.7%
% of FP17s for the same patient ID Re-attending between 3 & 9 months - Children	1,132	2,464	45.9%	58.0%	60.2%	58.9%
% of FP17s for the same patient ID Re-attending between 3 & 9 months - Adults	1,705	4,388	38.9%	48.6%	51.8%	50.8%
% of FP17s for Band 1 Urgent Courses	551	6,940	7.9%	8.7%	8.1%	9.1%
% of FP17s Relating to Free Repair or Replacements	94	6,940	1.4%	0.7%	0.8%	0.8%
% of FP17s Relating to Continuations	39	6,940	0.6%	0.8%	0.9%	0.9%
% of Patients satisfied with the dentistry they have received	1	1	N/A	94.2%	92.7%	92.5%
% of Patients satisfied with the time they had to wait for an appointment	0	1	N/A	85.1%	87.4%	87.0%

* This is based on patients treated on this contract for their most recent course of treatment. Figures in italics indicate the base number of FP17s or Patient Questionnaire responses are less than 100. N/A is shown where the base number of responses is less than 10 during the period. % is calculated as Quantity/Base number*100

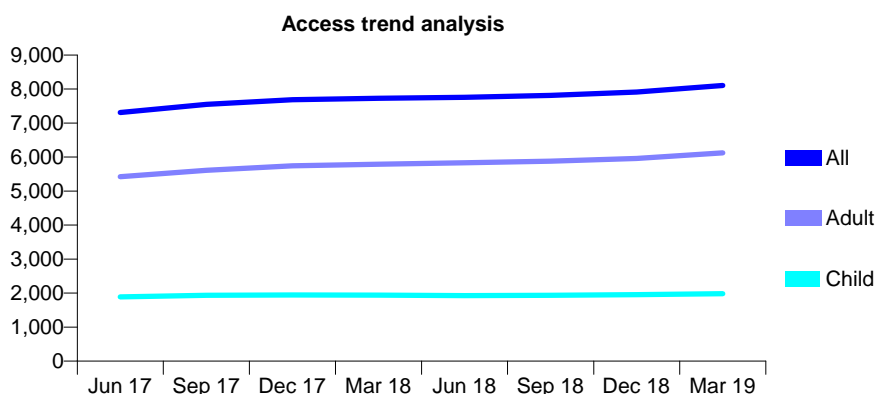
Q58 - Vital Signs At a Glance Contract Report for 169471/0001 - Year end March 2019

Name or company name	Sawbridgeworth Dental Practice Limited
Contract type name	GDS Contract
Purpose of contract	General
Contract start date	01/04/2009
Contract end date	

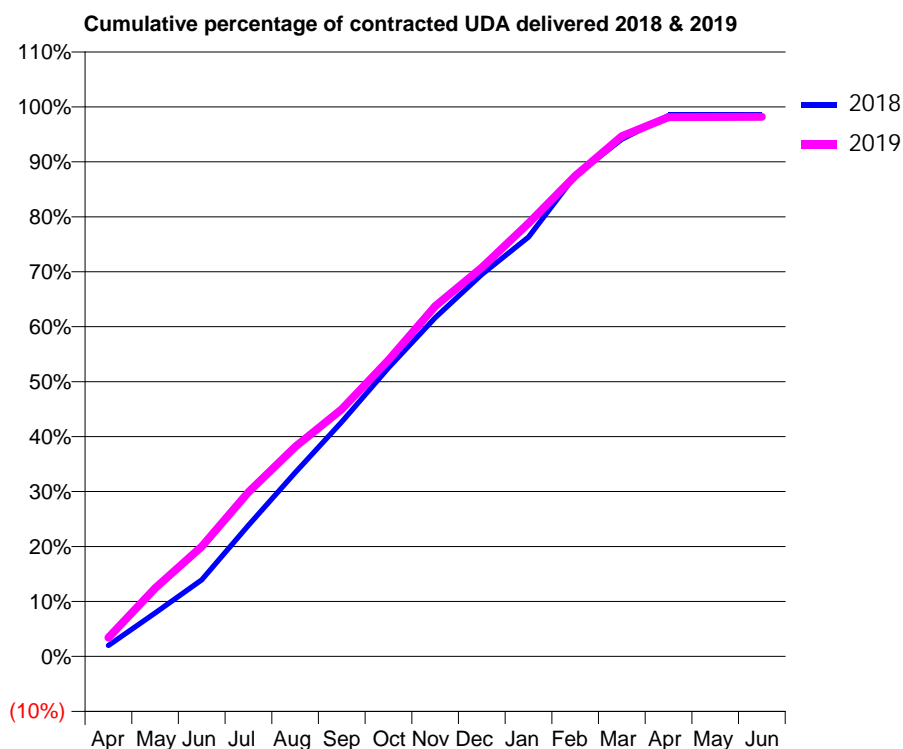
18/19 Contracted general activity (UDA)	18,155
Carry forward general activity (UDA)	288
18/19 Contracted orthodontic activity (UOA)	0
Carry forward orthodontic activity (UOA)	0
Baseline contract value	£451,481.26

ACCESS*

Patients seen in 24 months	Total	Change since previous quarter
Quarter ending March 2018	7,732	
Quarter ending June 2018	7,760	→
Quarter ending September 2018	7,815	→
Quarter ending December 2018	7,912	→
Quarter ending March 2019	8,106	↑
Variance since March 2018	4.8%	↑



ACTIVITY



Month	Adjusted Scheduled Activity (UDA)	
	2018	2019
April	364	625
May	1,432	2,259
June	2,530	3,632
July	4,334	5,429
August	6,073	6,923
September	7,748	8,164
October	9,538	9,792
November	11,186	11,570
December	12,622	12,845
January	13,852	14,313
February	15,885	15,876
March	17,088	17,185
April	17,865	17,815
May	17,867	17,818
June	17,867	17,821

QUALITY

	Quantity	Base Number	Contract	AT	Region	England
% of FP17s for the same patient ID Re-attending within 3 months - Children	202	2,704	7.5%	11.1%	11.5%	11.8%
% of FP17s for the same patient ID Re-attending within 3 months - Adults	1,239	7,612	16.3%	14.7%	15.2%	15.7%
% of FP17s for the same patient ID Re-attending between 3 & 9 months - Children	1,397	2,704	51.7%	58.0%	60.2%	58.9%
% of FP17s for the same patient ID Re-attending between 3 & 9 months - Adults	3,038	7,612	39.9%	48.6%	51.8%	50.8%
% of FP17s for Band 1 Urgent Courses	1,257	10,280	12.2%	8.7%	8.1%	9.1%
% of FP17s Relating to Free Repair or Replacements	91	10,280	0.9%	0.7%	0.8%	0.8%
% of FP17s Relating to Continuations	138	10,280	1.3%	0.8%	0.9%	0.9%
% of Patients satisfied with the dentistry they have received	3	3	N/A	94.2%	92.7%	92.5%
% of Patients satisfied with the time they had to wait for an appointment	3	3	N/A	85.1%	87.4%	87.0%

* This is based on patients treated on this contract for their most recent course of treatment. Figures in italics indicate the base number of FP17s or Patient Questionnaire responses are less than 100. N/A is shown where the base number of responses is less than 10 during the period. % is calculated as Quantity/Base number*100

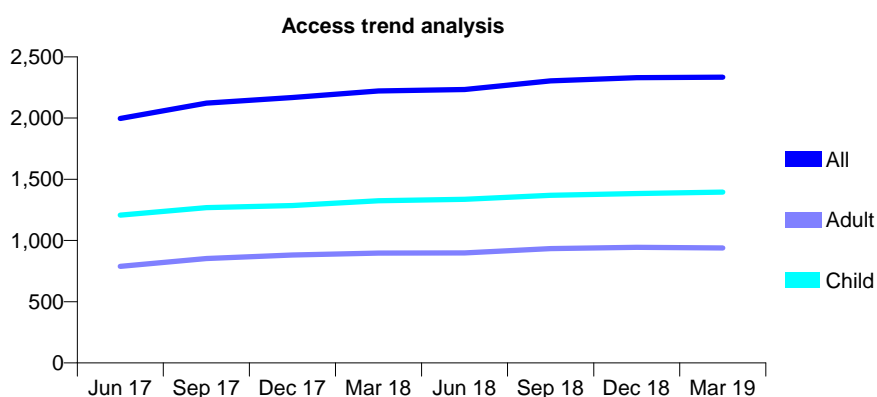
Q58 - Vital Signs At a Glance Contract Report for 169684/0001 - Year end March 2019

Name or company name	Beehive Dental Practice
Contract type name	GDS Contract
Purpose of contract	General
Contract start date	01/04/2006
Contract end date	

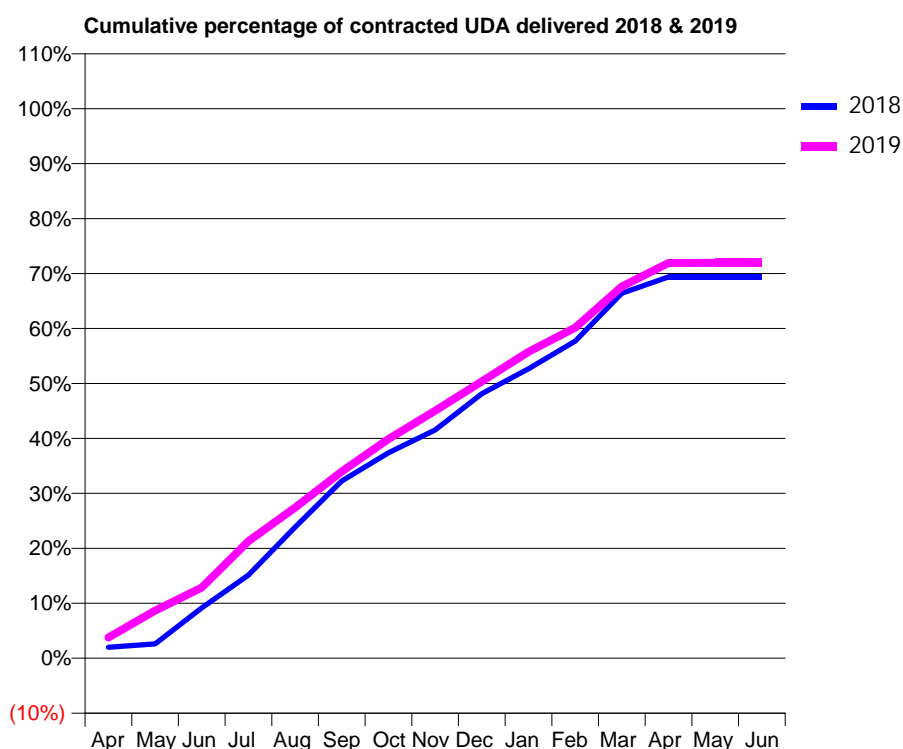
18/19 Contracted general activity (UDA)	7,550
Carry forward general activity (UDA)	0
18/19 Contracted orthodontic activity (UOA)	0
Carry forward orthodontic activity (UOA)	0
Baseline contract value	£187,176.25

ACCESS*

Patients seen in 24 months	Total	Change since previous quarter
Quarter ending March 2018	2,222	
Quarter ending June 2018	2,234	→
Quarter ending September 2018	2,303	↑
Quarter ending December 2018	2,329	→
Quarter ending March 2019	2,334	→
Variance since March 2018	5.0%	↑



ACTIVITY



Month	2018	2019
April	150	284
May	198	656
June	692	971
July	1,142	1,608
August	1,802	2,070
September	2,435	2,564
October	2,823	3,011
November	3,138	3,401
December	3,634	3,802
January	3,978	4,209
February	4,358	4,541
March	5,013	5,107
April	5,238	5,430
May	5,238	5,432
June	5,238	5,432

QUALITY

	Quantity	Base Number	Contract	AT	Region	England
% of FP17s for the same patient ID Re-attending within 3 months - Children	112	2,313	4.8%	11.1%	11.5%	11.8%
% of FP17s for the same patient ID Re-attending within 3 months - Adults	172	1,069	16.1%	14.7%	15.2%	15.7%
% of FP17s for the same patient ID Re-attending between 3 & 9 months - Children	1,573	2,313	68.0%	58.0%	60.2%	58.9%
% of FP17s for the same patient ID Re-attending between 3 & 9 months - Adults	558	1,069	52.2%	48.6%	51.8%	50.8%
% of FP17s for Band 1 Urgent Courses	245	3,436	7.1%	8.7%	8.1%	9.1%
% of FP17s Relating to Free Repair or Replacements	0	3,436	0.0%	0.7%	0.8%	0.8%
% of FP17s Relating to Continuations	15	3,436	0.4%	0.8%	0.9%	0.9%
% of Patients satisfied with the dentistry they have received	1	1	N/A	94.2%	92.7%	92.5%
% of Patients satisfied with the time they had to wait for an appointment	1	1	N/A	85.1%	87.4%	87.0%

* This is based on patients treated on this contract for their most recent course of treatment. Figures in italics indicate the base number of FP17s or Patient Questionnaire responses are less than 100. N/A is shown where the base number of responses is less than 10 during the period. % is calculated as Quantity/Base number*100

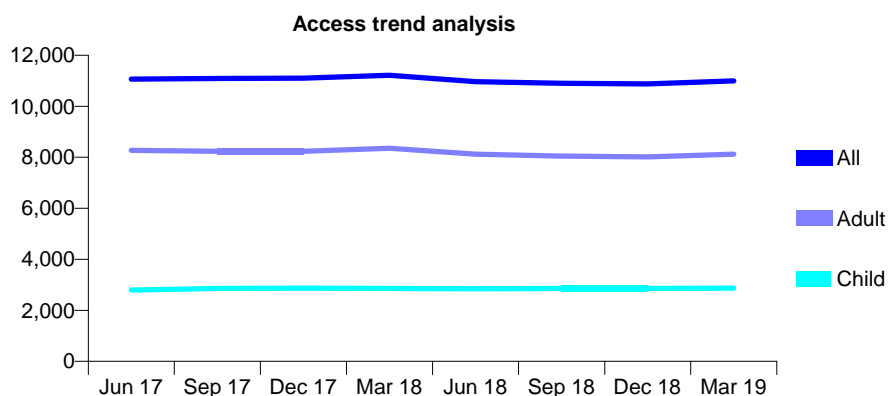
Q58 - Vital Signs At a Glance Contract Report for 170518/0001 - Year end March 2019

Name or company name	Pondental Surgery
Contract type name	GDS Contract
Purpose of contract	General
Contract start date	01/03/2015
Contract end date	

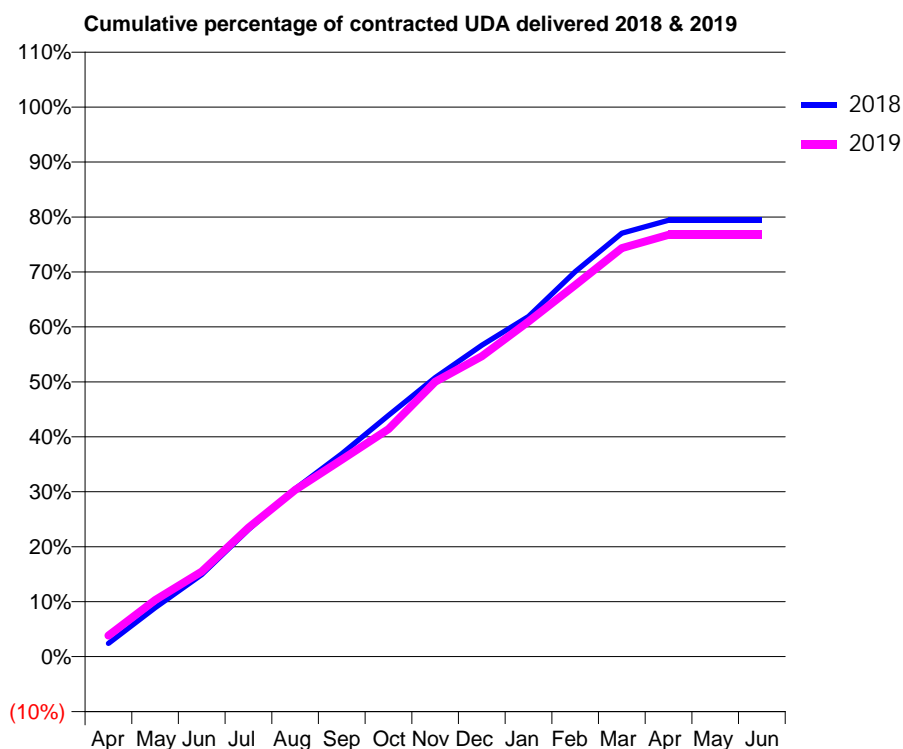
18/19 Contracted general activity (UDA)	34,000
Carry forward general activity (UDA)	0
18/19 Contracted orthodontic activity (UOA)	0
Carry forward orthodontic activity (UOA)	0
Baseline contract value	£769,329.71

ACCESS*

Patients seen in 24 months	Total	Change since previous quarter
Quarter ending March 2018	11,213	
Quarter ending June 2018	10,969	↓
Quarter ending September 2018	10,907	→
Quarter ending December 2018	10,877	→
Quarter ending March 2019	10,995	→
Variance since March 2018	(1.9%)	↓



ACTIVITY



Month	Adjusted Scheduled Activity (UDA)	
	2018	2019
April	939	1,305
May	3,465	3,504
June	5,816	5,269
July	8,996	7,977
August	11,891	10,321
September	14,368	12,185
October	17,098	14,075
November	19,766	17,012
December	22,056	18,583
January	24,089	20,726
February	27,262	22,991
March	29,987	25,275
April	30,911	26,091
May	30,917	26,091
June	30,917	26,094

QUALITY

	Quantity	Base Number	Contract	AT	Region	England
% of FP17s for the same patient ID Re-attending within 3 months - Children	224	3,743	6.0%	11.1%	11.5%	11.8%
% of FP17s for the same patient ID Re-attending within 3 months - Adults	1,126	9,004	12.5%	14.7%	15.2%	15.7%
% of FP17s for the same patient ID Re-attending between 3 & 9 months - Children	1,930	3,743	51.6%	58.0%	60.2%	58.9%
% of FP17s for the same patient ID Re-attending between 3 & 9 months - Adults	3,763	9,004	41.8%	48.6%	51.8%	50.8%
% of FP17s for Band 1 Urgent Courses	1,390	12,703	10.9%	8.7%	8.1%	9.1%
% of FP17s Relating to Free Repair or Replacements	104	12,703	0.8%	0.7%	0.8%	0.8%
% of FP17s Relating to Continuations	178	12,703	1.4%	0.8%	0.9%	0.9%
% of Patients satisfied with the dentistry they have received	0	1	N/A	94.2%	92.7%	92.5%
% of Patients satisfied with the time they had to wait for an appointment	1	1	N/A	85.1%	87.4%	87.0%

* This is based on patients treated on this contract for their most recent course of treatment. Figures in italics indicate the base number of FP17s or Patient Questionnaire responses are less than 100. N/A is shown where the base number of responses is less than 10 during the period. % is calculated as Quantity/Base number*100

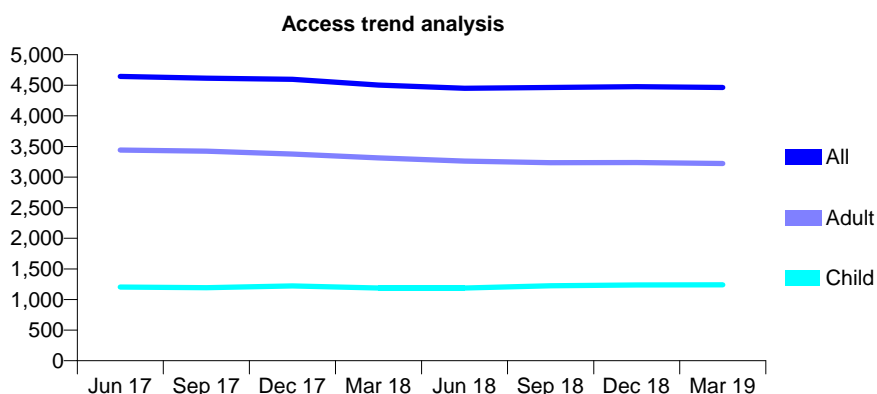
Q58 - Vital Signs At a Glance Contract Report for 171042/0001 - Year end March 2019

Name or company name	Mr M Eyrumlu and Mr A Eyrumlu
Contract type name	GDS Contract
Purpose of contract	General
Contract start date	01/06/2014
Contract end date	

18/19 Contracted general activity (UDA)	21,768
Carry forward general activity (UDA)	0
18/19 Contracted orthodontic activity (UOA)	0
Carry forward orthodontic activity (UOA)	0
Baseline contract value	£543,322.72

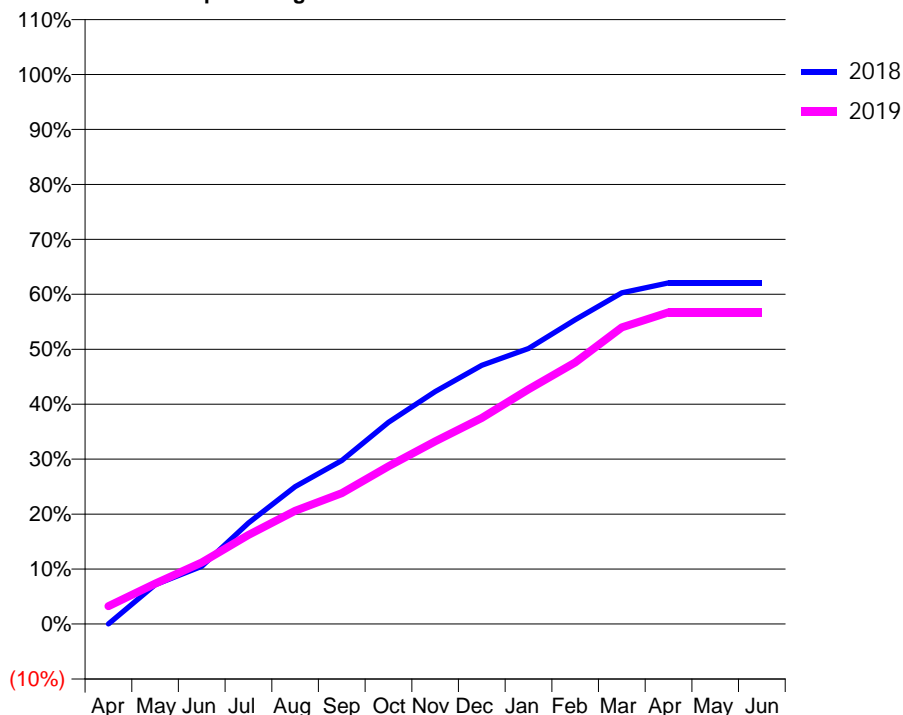
ACCESS*

Patients seen in 24 months	Total	Change since previous quarter
Quarter ending March 2018	4,502	
Quarter ending June 2018	4,449	↓
Quarter ending September 2018	4,462	→
Quarter ending December 2018	4,477	→
Quarter ending March 2019	4,462	→
Variance since March 2018	(0.9%)	→



ACTIVITY

Cumulative percentage of contracted UDA delivered 2018 & 2019



Adjusted Scheduled Activity (UDA)

Month	2018	2019
April	0	703
May	1,554	1,605
June	2,287	2,439
July	4,004	3,533
August	5,445	4,490
September	6,475	5,186
October	7,990	6,247
November	9,210	7,232
December	10,247	8,163
January	10,912	9,296
February	12,052	10,362
March	13,118	11,751
April	13,512	12,347
May	13,511	12,347
June	13,511	12,347

QUALITY

	Quantity	Base Number	Contract	AT	Region	England
% of FP17s for the same patient ID Re-attending within 3 months - Children	78	1,564	5.0%	11.1%	11.5%	11.8%
% of FP17s for the same patient ID Re-attending within 3 months - Adults	490	3,613	13.6%	14.7%	15.2%	15.7%
% of FP17s for the same patient ID Re-attending between 3 & 9 months - Children	793	1,564	50.7%	58.0%	60.2%	58.9%
% of FP17s for the same patient ID Re-attending between 3 & 9 months - Adults	1,530	3,613	42.3%	48.6%	51.8%	50.8%
% of FP17s for Band 1 Urgent Courses	527	5,228	10.1%	8.7%	8.1%	9.1%
% of FP17s Relating to Free Repair or Replacements	18	5,228	0.3%	0.7%	0.8%	0.8%
% of FP17s Relating to Continuations	74	5,228	1.4%	0.8%	0.9%	0.9%
% of Patients satisfied with the dentistry they have received	1	2	N/A	94.2%	92.7%	92.5%
% of Patients satisfied with the time they had to wait for an appointment	1	2	N/A	85.1%	87.4%	87.0%

* This is based on patients treated on this contract for their most recent course of treatment.

Figures in italics indicate the base number of FP17s or Patient Questionnaire responses are less than 100. N/A is shown where the base number of responses is less than 10 during the period. % is calculated as Quantity/Base number*100

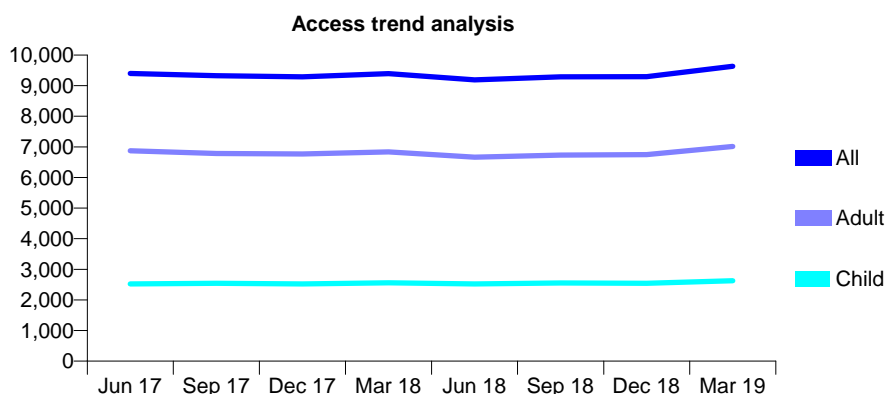
Q58 - Vital Signs At a Glance Contract Report for 171557/0001 - Year end March 2019

Name or company name	Kletz and Sher
Contract type name	GDS Contract
Purpose of contract	General
Contract start date	01/04/2009
Contract end date	

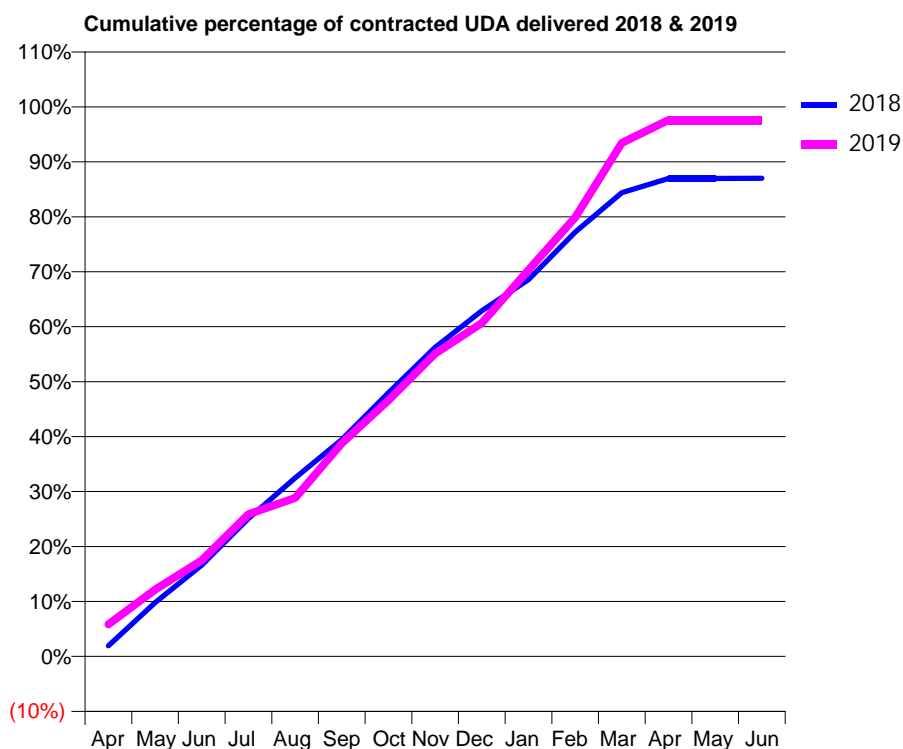
18/19 Contracted general activity (UDA)	23,797
Carry forward general activity (UDA)	0
18/19 Contracted orthodontic activity (UOA)	0
Carry forward orthodontic activity (UOA)	0
Baseline contract value	£591,968.41

ACCESS*

Patients seen in 24 months	Total	Change since previous quarter
Quarter ending March 2018	9,393	
Quarter ending June 2018	9,191	↓
Quarter ending September 2018	9,288	→
Quarter ending December 2018	9,291	→
Quarter ending March 2019	9,638	↑
Variance since March 2018	2.6%	↑



ACTIVITY



Month	Adjusted Scheduled Activity (UDA)	
	2018	2019
April	458	1,386
May	2,338	2,899
June	3,954	4,161
July	5,973	6,161
August	7,728	6,863
September	9,385	9,232
October	11,419	11,089
November	13,387	13,115
December	14,963	14,434
January	16,316	16,731
February	18,378	19,012
March	20,084	22,237
April	20,702	23,223
May	20,701	23,226
June	20,704	23,226

QUALITY

	Quantity	Base Number	Contract	AT	Region	England
% of FP17s for the same patient ID Re-attending within 3 months - Children	261	3,765	6.9%	11.1%	11.5%	11.8%
% of FP17s for the same patient ID Re-attending within 3 months - Adults	1,046	8,295	12.6%	14.7%	15.2%	15.7%
% of FP17s for the same patient ID Re-attending between 3 & 9 months - Children	2,116	3,765	56.2%	58.0%	60.2%	58.9%
% of FP17s for the same patient ID Re-attending between 3 & 9 months - Adults	3,501	8,295	42.2%	48.6%	51.8%	50.8%
% of FP17s for Band 1 Urgent Courses	1,247	12,201	10.2%	8.7%	8.1%	9.1%
% of FP17s Relating to Free Repair or Replacements	63	12,201	0.5%	0.7%	0.8%	0.8%
% of FP17s Relating to Continuations	43	12,201	0.4%	0.8%	0.9%	0.9%
% of Patients satisfied with the dentistry they have received	0	0	N/A	94.2%	92.7%	92.5%
% of Patients satisfied with the time they had to wait for an appointment	0	0	N/A	85.1%	87.4%	87.0%

* This is based on patients treated on this contract for their most recent course of treatment. Figures in italics indicate the base number of FP17s or Patient Questionnaire responses are less than 100. N/A is shown where the base number of responses is less than 10 during the period. % is calculated as Quantity/Base number*100

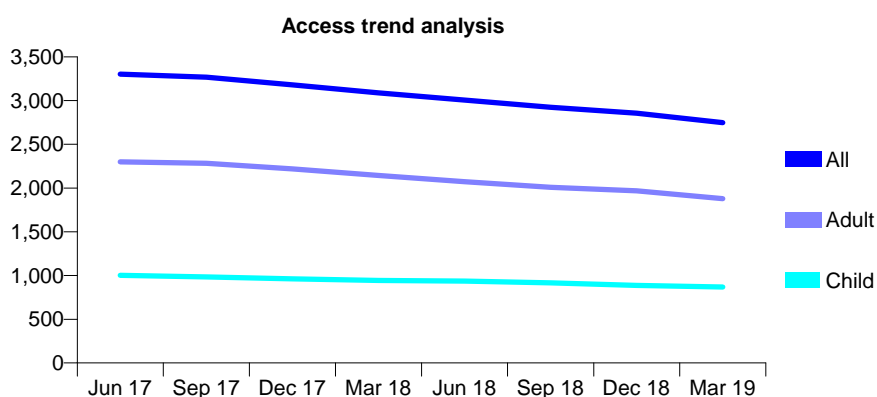
Q58 - Vital Signs At a Glance Contract Report for 171646/0001 - Year end March 2019

Name or company name	The Dental Suite
Contract type name	GDS Contract
Purpose of contract	General
Contract start date	01/05/2014
Contract end date	

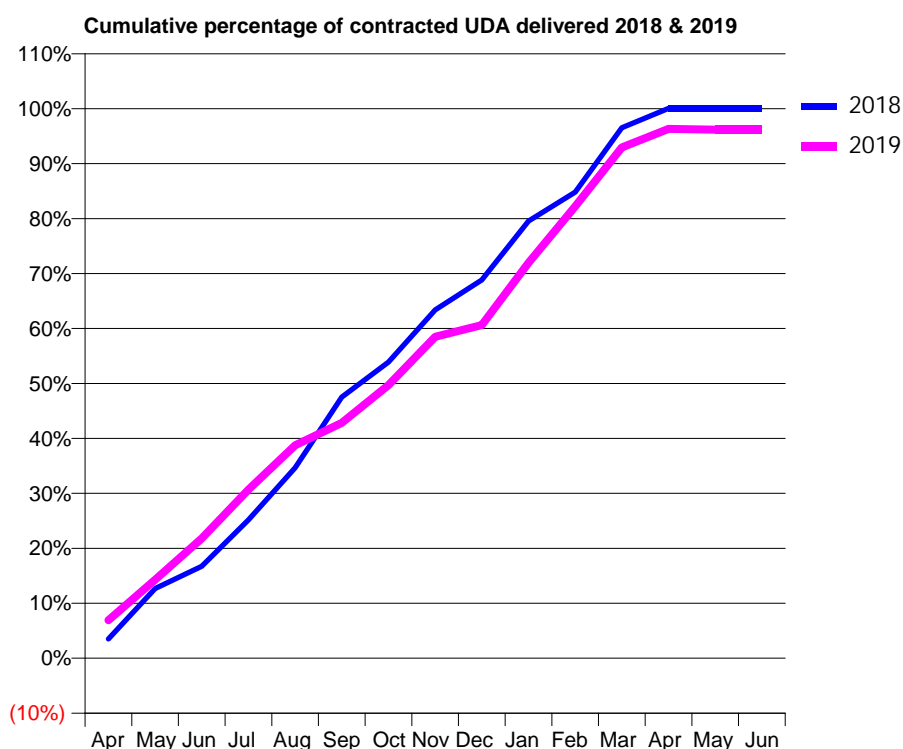
18/19 Contracted general activity (UDA)	8,937
Carry forward general activity (UDA)	-4
18/19 Contracted orthodontic activity (UOA)	0
Carry forward orthodontic activity (UOA)	0
Baseline contract value	£249,349.65

ACCESS*

Patients seen in 24 months	Total	Change since previous quarter
Quarter ending March 2018	3,087	
Quarter ending June 2018	3,007	↓
Quarter ending September 2018	2,925	↓
Quarter ending December 2018	2,855	↓
Quarter ending March 2019	2,747	↓
Variance since March 2018	(11.0%)	↓



ACTIVITY



Month	2018	2019
April	313	620
May	1,134	1,276
June	1,496	1,949
July	2,249	2,743
August	3,098	3,463
September	4,245	3,827
October	4,815	4,442
November	5,664	5,227
December	6,152	5,419
January	7,111	6,428
February	7,582	7,348
March	8,626	8,307
April	8,941	8,609
May	8,941	8,596
June	8,941	8,596

QUALITY

	Quantity	Base Number	Contract	AT	Region	England
% of FP17s for the same patient ID Re-attending within 3 months - Children	116	1,391	8.3%	11.1%	11.5%	11.8%
% of FP17s for the same patient ID Re-attending within 3 months - Adults	350	2,399	14.6%	14.7%	15.2%	15.7%
% of FP17s for the same patient ID Re-attending between 3 & 9 months - Children	958	1,391	68.9%	58.0%	60.2%	58.9%
% of FP17s for the same patient ID Re-attending between 3 & 9 months - Adults	1,385	2,399	57.7%	48.6%	51.8%	50.8%
% of FP17s for Band 1 Urgent Courses	356	3,754	9.5%	8.7%	8.1%	9.1%
% of FP17s Relating to Free Repair or Replacements	30	3,754	0.8%	0.7%	0.8%	0.8%
% of FP17s Relating to Continuations	11	3,754	0.3%	0.8%	0.9%	0.9%
% of Patients satisfied with the dentistry they have received	0	1	N/A	94.2%	92.7%	92.5%
% of Patients satisfied with the time they had to wait for an appointment	1	1	N/A	85.1%	87.4%	87.0%

* This is based on patients treated on this contract for their most recent course of treatment.

Figures in italics indicate the base number of FP17s or Patient Questionnaire responses are less than 100. N/A is shown where the base number of responses is less than 10 during the period. % is calculated as Quantity/Base number*100

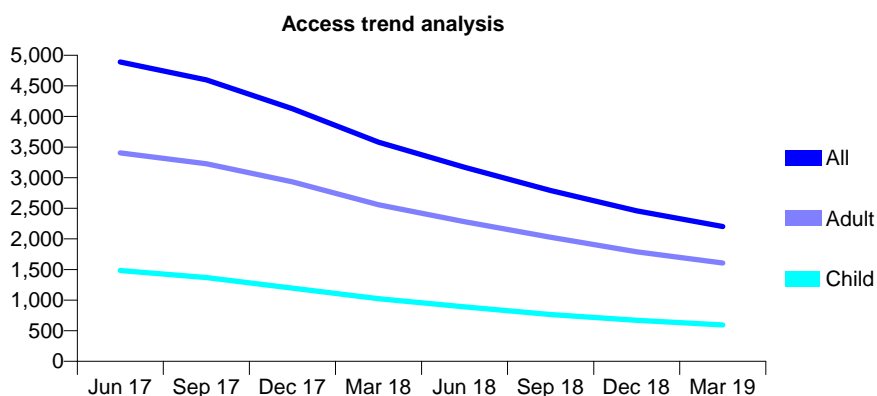
Q58 - Vital Signs At a Glance Contract Report for 171697/0002 - Year end March 2019

Name or company name	New Road Dental
Contract type name	GDS Contract
Purpose of contract	General
Contract start date	01/11/2007
Contract end date	30/06/2018

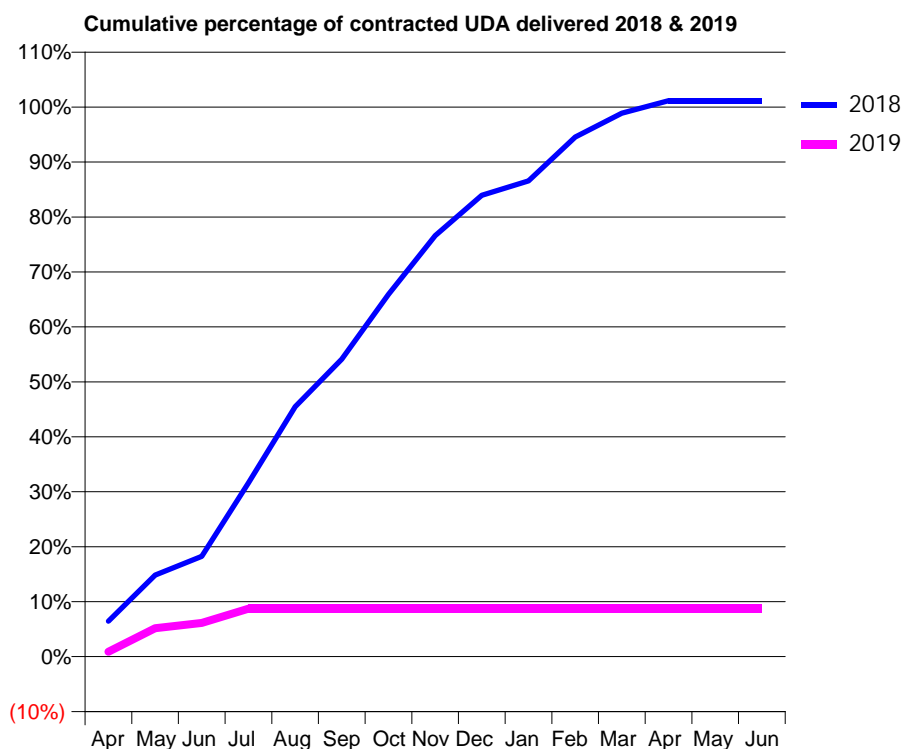
18/19 Contracted general activity (UDA)	2,819
Carry forward general activity (UDA)	0
18/19 Contracted orthodontic activity (UOA)	0
Carry forward orthodontic activity (UOA)	0
Baseline contract value	£80,632.61

ACCESS*

Patients seen in 24 months	Total	Change since previous quarter
Quarter ending March 2018	3,580	
Quarter ending June 2018	3,169	↓
Quarter ending September 2018	2,792	↓
Quarter ending December 2018	2,459	↓
Quarter ending March 2019	2,201	↓
Variance since March 2018	(38.5%)	↓



ACTIVITY



Month	Adjusted Scheduled Activity (UDA)	
	2018	2019
April	471	25
May	1,080	146
June	1,327	173
July	2,300	246
August	3,308	246
September	3,939	246
October	4,797	246
November	5,574	246
December	6,109	246
January	6,300	246
February	6,879	246
March	7,195	246
April	7,360	246
May	7,360	246
June	7,361	246

QUALITY

	Quantity	Base Number	Contract	AT	Region	England
% of FP17s for the same patient ID Re-attending within 3 months - Children	2	60	3.3%	11.1%	11.5%	11.8%
% of FP17s for the same patient ID Re-attending within 3 months - Adults	12	99	12.1%	14.7%	15.2%	15.7%
% of FP17s for the same patient ID Re-attending between 3 & 9 months - Children	29	60	48.3%	58.0%	60.2%	58.9%
% of FP17s for the same patient ID Re-attending between 3 & 9 months - Adults	18	99	18.2%	48.6%	51.8%	50.8%
% of FP17s for Band 1 Urgent Courses	5	102	4.9%	8.7%	8.1%	9.1%
% of FP17s Relating to Free Repair or Replacements	4	102	3.9%	0.7%	0.8%	0.8%
% of FP17s Relating to Continuations	2	102	2.0%	0.8%	0.9%	0.9%
% of Patients satisfied with the dentistry they have received	0	0	N/A	94.2%	92.7%	92.5%
% of Patients satisfied with the time they had to wait for an appointment	0	0	N/A	85.1%	87.4%	87.0%

* This is based on patients treated on this contract for their most recent course of treatment. Figures in italics indicate the base number of FP17s or Patient Questionnaire responses are less than 100. N/A is shown where the base number of responses is less than 10 during the period. % is calculated as Quantity/Base number*100

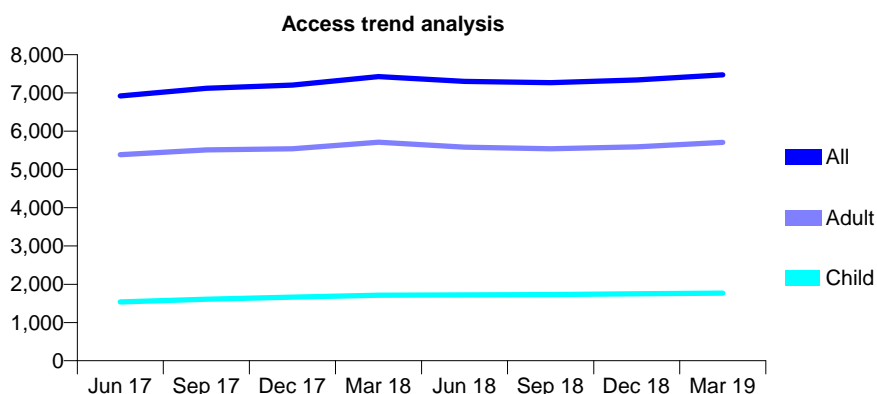
Q58 - Vital Signs At a Glance Contract Report for 172219/0001 - Year end March 2019

Name or company name	Handside Dental Surgery Limited
Contract type name	GDS Contract
Purpose of contract	General
Contract start date	01/10/2014
Contract end date	

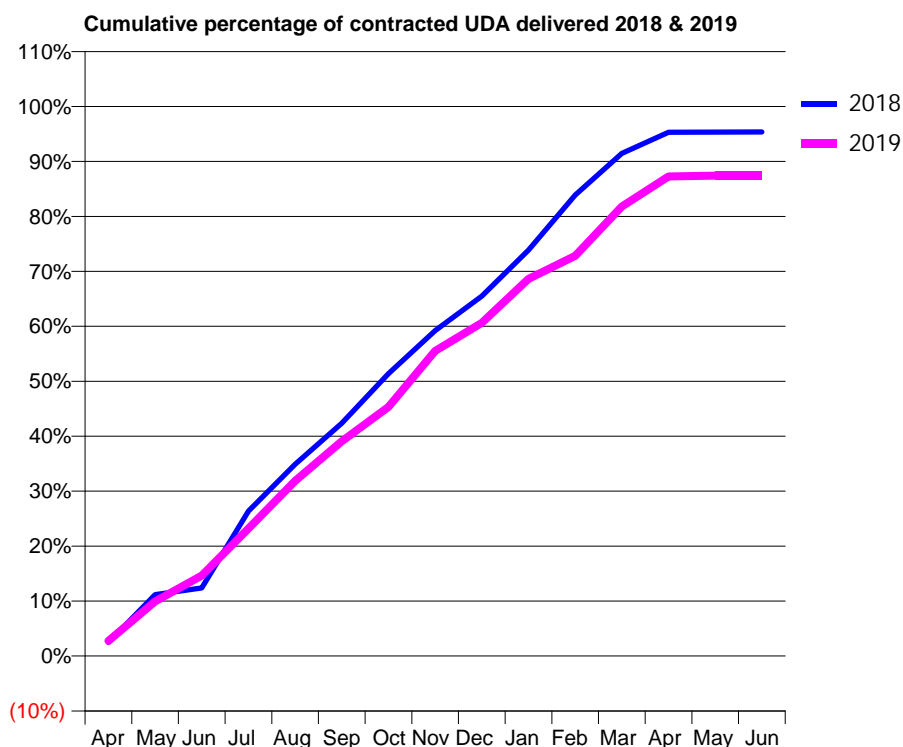
18/19 Contracted general activity (UDA)	18,306
Carry forward general activity (UDA)	0
18/19 Contracted orthodontic activity (UOA)	0
Carry forward orthodontic activity (UOA)	0
Baseline contract value	£454,558.16

ACCESS*

Patients seen in 24 months	Total	Change since previous quarter
Quarter ending March 2018	7,425	
Quarter ending June 2018	7,302	↓
Quarter ending September 2018	7,271	→
Quarter ending December 2018	7,341	→
Quarter ending March 2019	7,473	→
Variance since March 2018	0.6%	→



ACTIVITY



Month	Adjusted Scheduled Activity (UDA)	
	2018	2019
April	457	503
May	2,046	1,820
June	2,266	2,679
July	4,827	4,246
August	6,392	5,836
September	7,752	7,149
October	9,407	8,298
November	10,840	10,165
December	11,986	11,096
January	13,520	12,567
February	15,355	13,330
March	16,739	14,974
April	17,449	15,975
May	17,454	15,999
June	17,455	15,998

QUALITY

	Quantity	Base Number	Contract	AT	Region	England
% of FP17s for the same patient ID Re-attending within 3 months - Children	150	2,698	5.6%	11.1%	11.5%	11.8%
% of FP17s for the same patient ID Re-attending within 3 months - Adults	642	7,603	8.4%	14.7%	15.2%	15.7%
% of FP17s for the same patient ID Re-attending between 3 & 9 months - Children	1,761	2,698	65.3%	58.0%	60.2%	58.9%
% of FP17s for the same patient ID Re-attending between 3 & 9 months - Adults	4,530	7,603	59.6%	48.6%	51.8%	50.8%
% of FP17s for Band 1 Urgent Courses	512	10,506	4.9%	8.7%	8.1%	9.1%
% of FP17s Relating to Free Repair or Replacements	81	10,506	0.8%	0.7%	0.8%	0.8%
% of FP17s Relating to Continuations	29	10,506	0.3%	0.8%	0.9%	0.9%
% of Patients satisfied with the dentistry they have received	14	14	100.0%	94.2%	92.7%	92.5%
% of Patients satisfied with the time they had to wait for an appointment	11	14	78.6%	85.1%	87.4%	87.0%

* This is based on patients treated on this contract for their most recent course of treatment. Figures in italics indicate the base number of FP17s or Patient Questionnaire responses are less than 100. N/A is shown where the base number of responses is less than 10 during the period. % is calculated as Quantity/Base number*100

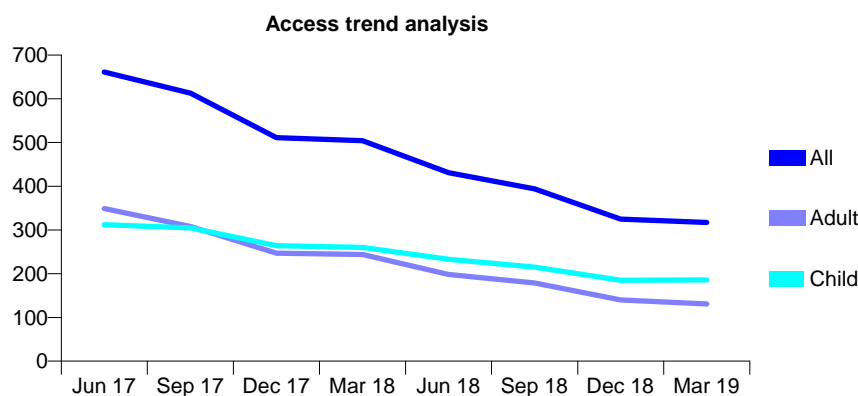
Q58 - Vital Signs At a Glance Contract Report for 173657/0001 - Year end March 2019

Name or company name	Mr A Patel
Contract type name	GDS Contract
Purpose of contract	General
Contract start date	17/01/2014
Contract end date	

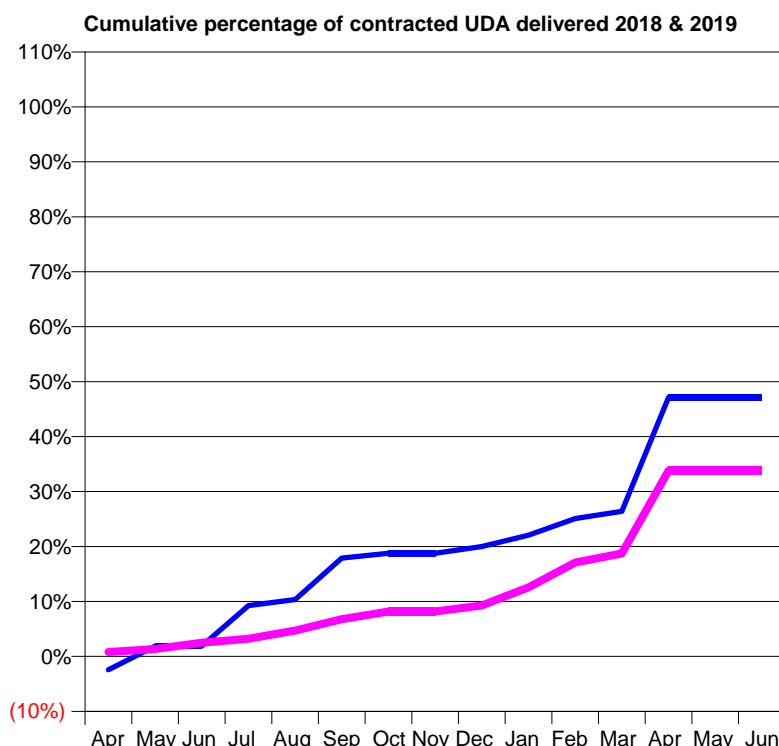
18/19 Contracted general activity (UDA)	2,088
Carry forward general activity (UDA)	0
18/19 Contracted orthodontic activity (UOA)	0
Carry forward orthodontic activity (UOA)	0
Baseline contract value	£87,295.47

ACCESS*

Patients seen in 24 months	Total	Change since previous quarter
Quarter ending March 2018	504	
Quarter ending June 2018	431	↓
Quarter ending September 2018	394	↓
Quarter ending December 2018	325	↓
Quarter ending March 2019	317	↓
Variance since March 2018	(37.1%)	↓



ACTIVITY



Adjusted Scheduled Activity (UDA)		
Month	2018	2019
April	-51	17
May	39	29
June	39	52
July	193	67
August	216	98
September	374	141
October	392	171
November	392	171
December	418	194
January	461	263
February	524	356
March	551	391
April	984	705
May	984	705
June	984	705

QUALITY

	Quantity	Base Number	Contract	AT	Region	England
% of FP17s for the same patient ID Re-attending within 3 months - Children	29	235	12.3%	11.1%	11.5%	11.8%
% of FP17s for the same patient ID Re-attending within 3 months - Adults	9	114	7.9%	14.7%	15.2%	15.7%
% of FP17s for the same patient ID Re-attending between 3 & 9 months - Children	95	235	40.4%	58.0%	60.2%	58.9%
% of FP17s for the same patient ID Re-attending between 3 & 9 months - Adults	33	114	28.9%	48.6%	51.8%	50.8%
% of FP17s for Band 1 Urgent Courses	24	320	7.5%	8.7%	8.1%	9.1%
% of FP17s Relating to Free Repair or Replacements	0	320	0.0%	0.7%	0.8%	0.8%
% of FP17s Relating to Continuations	0	320	0.0%	0.8%	0.9%	0.9%
% of Patients satisfied with the dentistry they have received	0	0	N/A	94.2%	92.7%	92.5%
% of Patients satisfied with the time they had to wait for an appointment	0	0	N/A	85.1%	87.4%	87.0%

* This is based on patients treated on this contract for their most recent course of treatment. Figures in italics indicate the base number of FP17s or Patient Questionnaire responses are less than 100. N/A is shown where the base number of responses is less than 10 during the period. % is calculated as Quantity/Base number*100

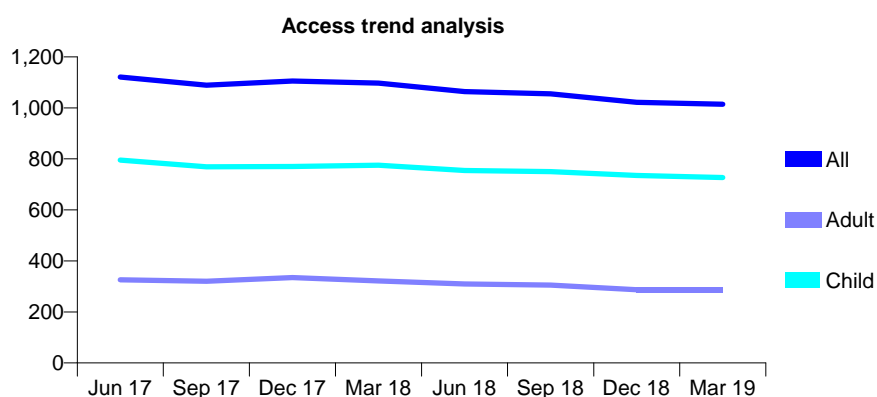
Q58 - Vital Signs At a Glance Contract Report for 174149/0001 - Year end March 2019

Name or company name	East Park Dental Practice Ltd
Contract type name	GDS Contract
Purpose of contract	General
Contract start date	20/07/2007
Contract end date	

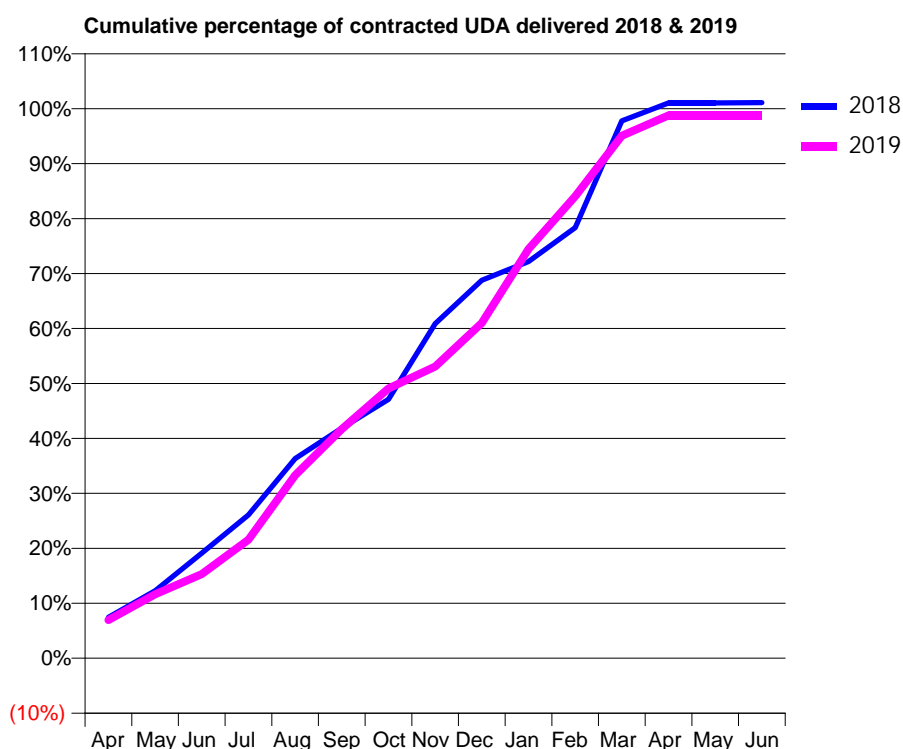
18/19 Contracted general activity (UDA)	2,450
Carry forward general activity (UDA)	-27
18/19 Contracted orthodontic activity (UOA)	0
Carry forward orthodontic activity (UOA)	0
Baseline contract value	£58,259.49

ACCESS*

Patients seen in 24 months	Total	Change since previous quarter
Quarter ending March 2018	1,097	
Quarter ending June 2018	1,064	↓
Quarter ending September 2018	1,055	→
Quarter ending December 2018	1,022	↓
Quarter ending March 2019	1,014	→
Variance since March 2018	(7.6%)	↓



ACTIVITY



Month	Adjusted Scheduled Activity (UDA)	
	2018	2019
April	182	170
May	301	285
June	468	375
July	639	528
August	890	816
September	1,026	1,022
October	1,154	1,203
November	1,491	1,301
December	1,685	1,494
January	1,769	1,825
February	1,919	2,060
March	2,396	2,329
April	2,475	2,420
May	2,475	2,420
June	2,477	2,420

QUALITY

	Quantity	Base Number	Contract	AT	Region	England
% of FP17s for the same patient ID Re-attending within 3 months - Children	221	1,416	15.6%	11.1%	11.5%	11.8%
% of FP17s for the same patient ID Re-attending within 3 months - Adults	39	232	16.8%	14.7%	15.2%	15.7%
% of FP17s for the same patient ID Re-attending between 3 & 9 months - Children	926	1,416	65.4%	58.0%	60.2%	58.9%
% of FP17s for the same patient ID Re-attending between 3 & 9 months - Adults	140	232	60.3%	48.6%	51.8%	50.8%
% of FP17s for Band 1 Urgent Courses	71	1,627	4.4%	8.7%	8.1%	9.1%
% of FP17s Relating to Free Repair or Replacements	1	1,627	0.1%	0.7%	0.8%	0.8%
% of FP17s Relating to Continuations	4	1,627	0.2%	0.8%	0.9%	0.9%
% of Patients satisfied with the dentistry they have received	0	0	N/A	94.2%	92.7%	92.5%
% of Patients satisfied with the time they had to wait for an appointment	0	0	N/A	85.1%	87.4%	87.0%

* This is based on patients treated on this contract for their most recent course of treatment. Figures in italics indicate the base number of FP17s or Patient Questionnaire responses are less than 100. N/A is shown where the base number of responses is less than 10 during the period. % is calculated as Quantity/Base number*100

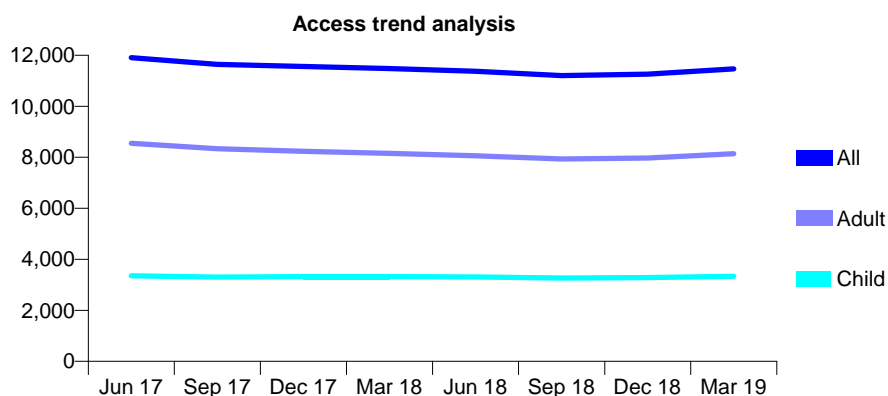
Q58 - Vital Signs At a Glance Contract Report for 175250/0001 - Year end March 2019

Name or company name	Mawsley Dental Clinic
Contract type name	GDS Contract
Purpose of contract	General
Contract start date	01/10/2007
Contract end date	

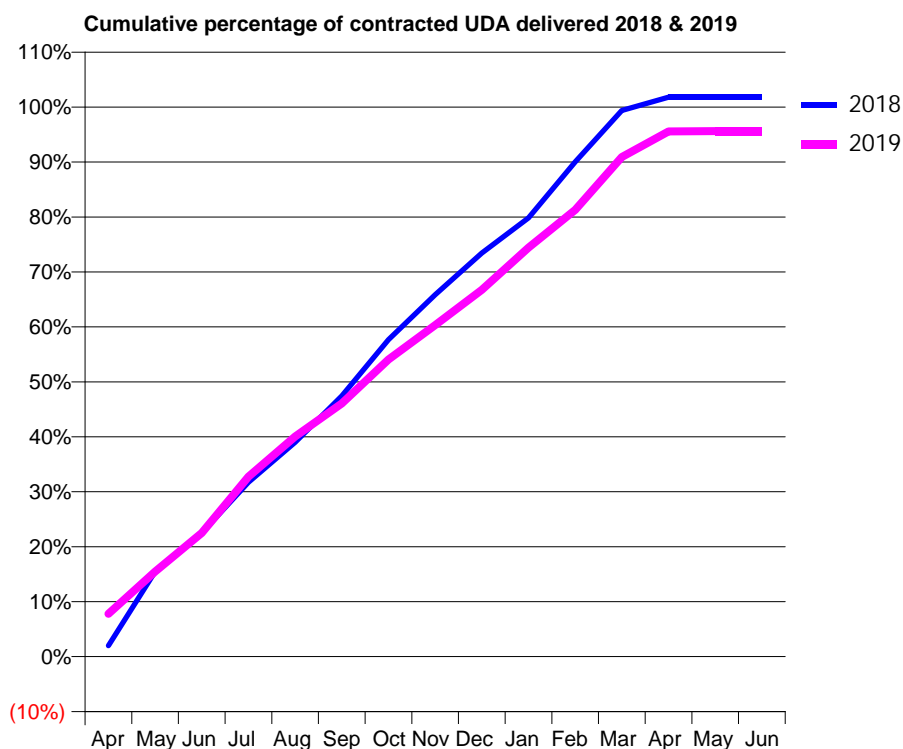
18/19 Contracted general activity (UDA)	30,511
Carry forward general activity (UDA)	-541
18/19 Contracted orthodontic activity (UOA)	0
Carry forward orthodontic activity (UOA)	0
Baseline contract value	£954,239.65

ACCESS*

Patients seen in 24 months	Total	Change since previous quarter
Quarter ending March 2018	11,480	
Quarter ending June 2018	11,373	→
Quarter ending September 2018	11,200	↓
Quarter ending December 2018	11,258	→
Quarter ending March 2019	11,471	→
Variance since March 2018	(0.1%)	→



ACTIVITY



Month	Adjusted Scheduled Activity (UDA)	
	2018	2019
April	610	2,381
May	4,724	4,719
June	6,871	6,865
July	9,681	9,994
August	11,905	12,220
September	14,468	14,051
October	17,599	16,502
November	20,098	18,404
December	22,405	20,355
January	24,355	22,705
February	27,474	24,806
March	30,324	27,742
April	31,053	29,160
May	31,053	29,176
June	31,053	29,176

QUALITY

	Quantity	Base Number	Contract	AT	Region	England
% of FP17s for the same patient ID Re-attending within 3 months - Children	405	5,114	7.9%	11.1%	11.5%	11.8%
% of FP17s for the same patient ID Re-attending within 3 months - Adults	1,499	10,585	14.2%	14.7%	15.2%	15.7%
% of FP17s for the same patient ID Re-attending between 3 & 9 months - Children	3,285	5,114	64.2%	58.0%	60.2%	58.9%
% of FP17s for the same patient ID Re-attending between 3 & 9 months - Adults	5,172	10,585	48.9%	48.6%	51.8%	50.8%
% of FP17s for Band 1 Urgent Courses	1,473	15,961	9.2%	8.7%	8.1%	9.1%
% of FP17s Relating to Free Repair or Replacements	123	15,961	0.8%	0.7%	0.8%	0.8%
% of FP17s Relating to Continuations	241	15,961	1.5%	0.8%	0.9%	0.9%
% of Patients satisfied with the dentistry they have received	2	2	N/A	94.2%	92.7%	92.5%
% of Patients satisfied with the time they had to wait for an appointment	2	2	N/A	85.1%	87.4%	87.0%

* This is based on patients treated on this contract for their most recent course of treatment. Figures in italics indicate the base number of FP17s or Patient Questionnaire responses are less than 100. N/A is shown where the base number of responses is less than 10 during the period. % is calculated as Quantity/Base number*100

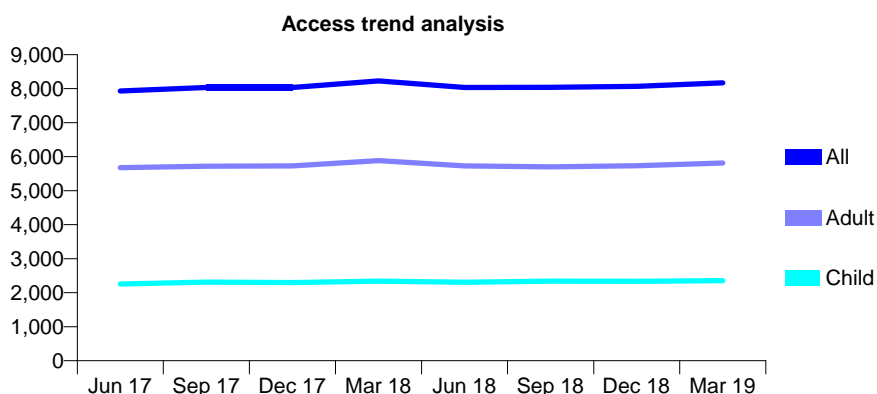
Q58 - Vital Signs At a Glance Contract Report for 175749/0001 - Year end March 2019

Name or company name	Waltham Cross Partnership
Contract type name	GDS Contract
Purpose of contract	General
Contract start date	01/02/2015
Contract end date	

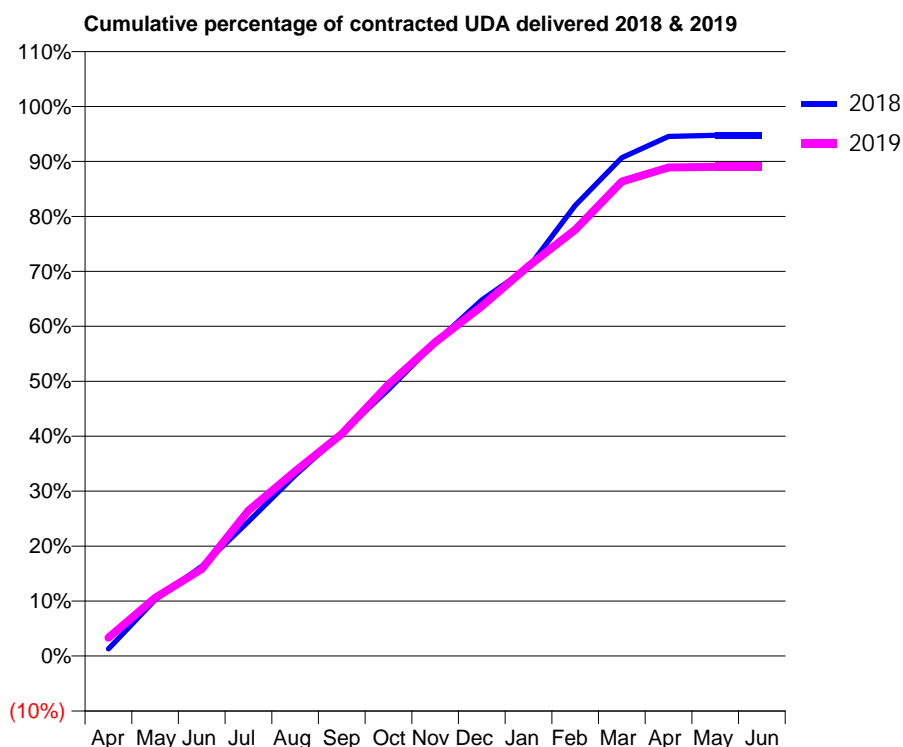
18/19 Contracted general activity (UDA)	30,003
Carry forward general activity (UDA)	0
18/19 Contracted orthodontic activity (UOA)	0
Carry forward orthodontic activity (UOA)	0
Baseline contract value	£773,042.32

ACCESS*

Patients seen in 24 months	Total	Change since previous quarter
Quarter ending March 2018	8,231	
Quarter ending June 2018	8,033	↓
Quarter ending September 2018	8,041	→
Quarter ending December 2018	8,070	→
Quarter ending March 2019	8,169	→
Variance since March 2018	(0.8%)	→



ACTIVITY



Month	Adjusted Scheduled Activity (UDA)	
	2018	2019
April	387	1,002
May	3,072	3,177
June	4,899	4,754
July	7,340	7,937
August	9,872	10,089
September	12,166	12,125
October	14,554	14,829
November	17,112	17,125
December	19,434	19,097
January	21,222	21,296
February	24,596	23,276
March	27,206	25,899
April	28,363	26,670
May	28,429	26,703
June	28,427	26,704

QUALITY

	Quantity	Base Number	Contract	AT	Region	England
% of FP17s for the same patient ID Re-attending within 3 months - Children	484	3,396	14.3%	11.1%	11.5%	11.8%
% of FP17s for the same patient ID Re-attending within 3 months - Adults	1,424	6,815	20.9%	14.7%	15.2%	15.7%
% of FP17s for the same patient ID Re-attending between 3 & 9 months - Children	1,629	3,396	48.0%	58.0%	60.2%	58.9%
% of FP17s for the same patient ID Re-attending between 3 & 9 months - Adults	2,438	6,815	35.8%	48.6%	51.8%	50.8%
% of FP17s for Band 1 Urgent Courses	1,404	10,159	13.8%	8.7%	8.1%	9.1%
% of FP17s Relating to Free Repair or Replacements	106	10,159	1.0%	0.7%	0.8%	0.8%
% of FP17s Relating to Continuations	264	10,159	2.6%	0.8%	0.9%	0.9%
% of Patients satisfied with the dentistry they have received	5	5	N/A	94.2%	92.7%	92.5%
% of Patients satisfied with the time they had to wait for an appointment	4	5	N/A	85.1%	87.4%	87.0%

* This is based on patients treated on this contract for their most recent course of treatment. Figures in italics indicate the base number of FP17s or Patient Questionnaire responses are less than 100. N/A is shown where the base number of responses is less than 10 during the period. % is calculated as Quantity/Base number*100

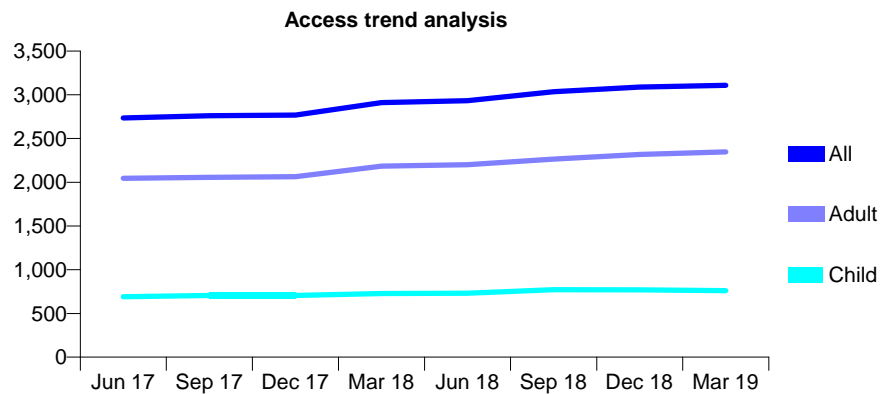
Q58 - Vital Signs At a Glance Contract Report for 176826/0001 - Year end March 2019

Name or company name	Tooth Logic Limited
Contract type name	GDS Contract
Purpose of contract	General
Contract start date	03/11/2014
Contract end date	

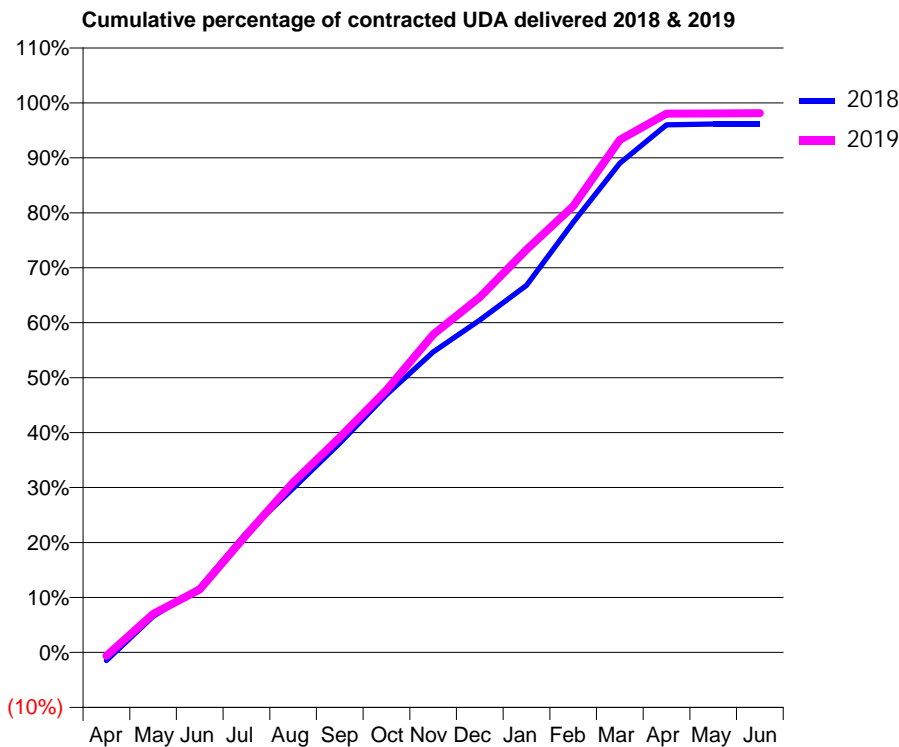
18/19 Contracted general activity (UDA)	10,000
Carry forward general activity (UDA)	384
18/19 Contracted orthodontic activity (UOA)	0
Carry forward orthodontic activity (UOA)	0
Baseline contract value	£248,680.73

ACCESS*

Patients seen in 24 months	Total	Change since previous quarter
Quarter ending March 2018	2,911	
Quarter ending June 2018	2,932	→
Quarter ending September 2018	3,035	↑
Quarter ending December 2018	3,087	→
Quarter ending March 2019	3,109	→
Variance since March 2018	6.8%	↑



ACTIVITY



Month	2018	2019
April	-149	-65
May	656	701
June	1,177	1,146
July	2,172	2,142
August	2,985	3,094
September	3,808	3,912
October	4,689	4,774
November	5,468	5,787
December	6,045	6,464
January	6,680	7,330
February	7,828	8,120
March	8,900	9,328
April	9,602	9,806
May	9,614	9,808
June	9,615	9,812

QUALITY

	Quantity	Base Number	Contract	AT	Region	England
% of FP17s for the same patient ID Re-attending within 3 months - Children	90	1,071	8.4%	11.1%	11.5%	11.8%
% of FP17s for the same patient ID Re-attending within 3 months - Adults	671	3,450	19.4%	14.7%	15.2%	15.7%
% of FP17s for the same patient ID Re-attending between 3 & 9 months - Children	564	1,071	52.7%	58.0%	60.2%	58.9%
% of FP17s for the same patient ID Re-attending between 3 & 9 months - Adults	1,710	3,450	49.6%	48.6%	51.8%	50.8%
% of FP17s for Band 1 Urgent Courses	456	4,477	10.2%	8.7%	8.1%	9.1%
% of FP17s Relating to Free Repair or Replacements	79	4,477	1.8%	0.7%	0.8%	0.8%
% of FP17s Relating to Continuations	172	4,477	3.8%	0.8%	0.9%	0.9%
% of Patients satisfied with the dentistry they have received	3	3	N/A	94.2%	92.7%	92.5%
% of Patients satisfied with the time they had to wait for an appointment	3	3	N/A	85.1%	87.4%	87.0%

* This is based on patients treated on this contract for their most recent course of treatment. Figures in italics indicate the base number of FP17s or Patient Questionnaire responses are less than 100. N/A is shown where the base number of responses is less than 10 during the period. % is calculated as Quantity/Base number*100

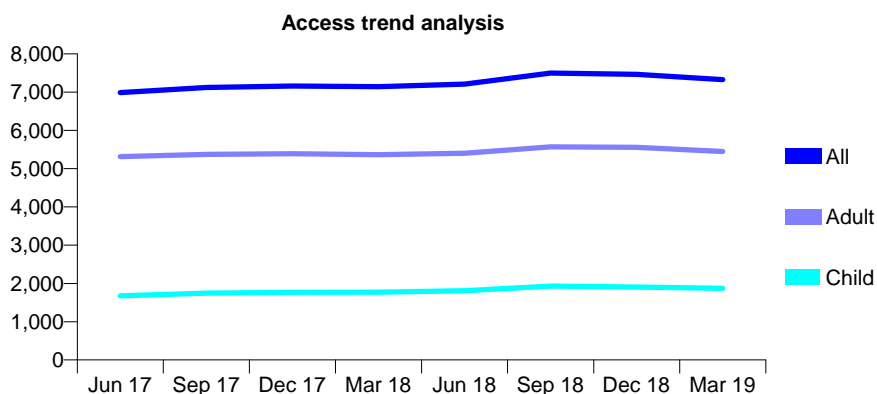
Q58 - Vital Signs At a Glance Contract Report for 176893/0003 - Year end March 2019

Name or company name	Knape Ltd
Contract type name	GDS Contract
Purpose of contract	General
Contract start date	01/04/2007
Contract end date	

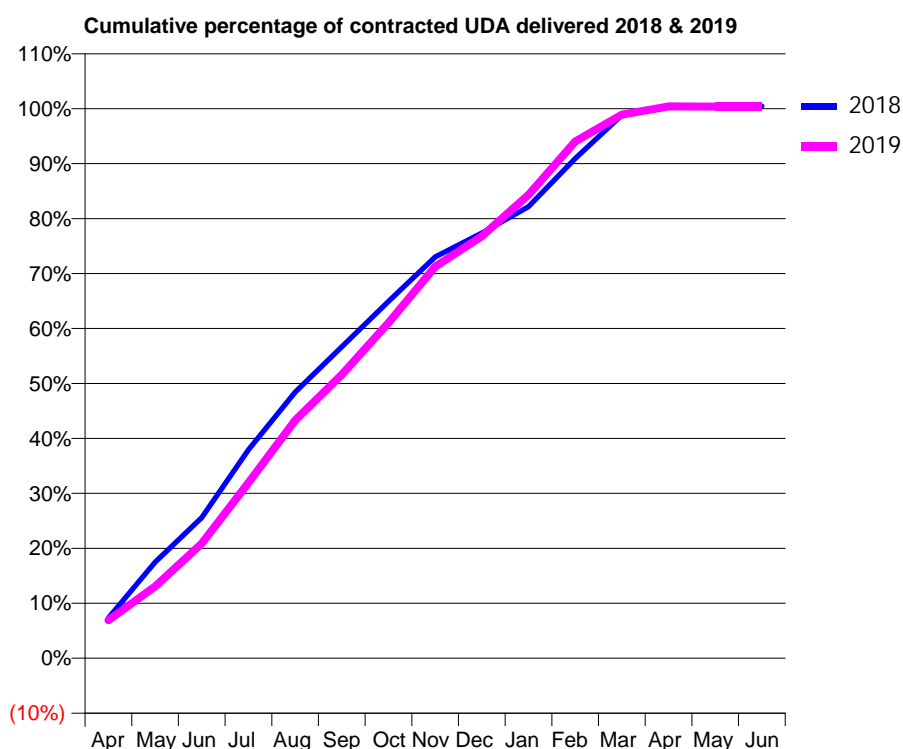
18/19 Contracted general activity (UDA)	18,713
Carry forward general activity (UDA)	-90
18/19 Contracted orthodontic activity (UOA)	0
Carry forward orthodontic activity (UOA)	0
Baseline contract value	£677,025.09

ACCESS*

Patients seen in 24 months	Total	Change since previous quarter
Quarter ending March 2018	7,140	
Quarter ending June 2018	7,209	→
Quarter ending September 2018	7,498	↑
Quarter ending December 2018	7,465	→
Quarter ending March 2019	7,325	↓
Variance since March 2018	2.6%	↑



ACTIVITY



Month	Adjusted Scheduled Activity (UDA)	
	2018	2019
April	1,375	1,297
May	3,272	2,446
June	4,788	3,904
July	7,098	5,979
August	9,063	8,103
September	10,600	9,658
October	12,151	11,420
November	13,665	13,331
December	14,474	14,368
January	15,378	15,776
February	17,016	17,596
March	18,495	18,511
April	18,820	18,787
May	18,816	18,786
June	18,804	18,785

QUALITY

	Quantity	Base Number	Contract	AT	Region	England
% of FP17s for the same patient ID Re-attending within 3 months - Children	112	2,691	4.2%	11.1%	11.5%	11.8%
% of FP17s for the same patient ID Re-attending within 3 months - Adults	374	6,627	5.6%	14.7%	15.2%	15.7%
% of FP17s for the same patient ID Re-attending between 3 & 9 months - Children	1,711	2,691	63.6%	58.0%	60.2%	58.9%
% of FP17s for the same patient ID Re-attending between 3 & 9 months - Adults	3,389	6,627	51.1%	48.6%	51.8%	50.8%
% of FP17s for Band 1 Urgent Courses	814	9,267	8.8%	8.7%	8.1%	9.1%
% of FP17s Relating to Free Repair or Replacements	13	9,267	0.1%	0.7%	0.8%	0.8%
% of FP17s Relating to Continuations	0	9,267	0.0%	0.8%	0.9%	0.9%
% of Patients satisfied with the dentistry they have received	1	1	N/A	94.2%	92.7%	92.5%
% of Patients satisfied with the time they had to wait for an appointment	1	1	N/A	85.1%	87.4%	87.0%

* This is based on patients treated on this contract for their most recent course of treatment. Figures in italics indicate the base number of FP17s or Patient Questionnaire responses are less than 100. N/A is shown where the base number of responses is less than 10 during the period. % is calculated as Quantity/Base number*100

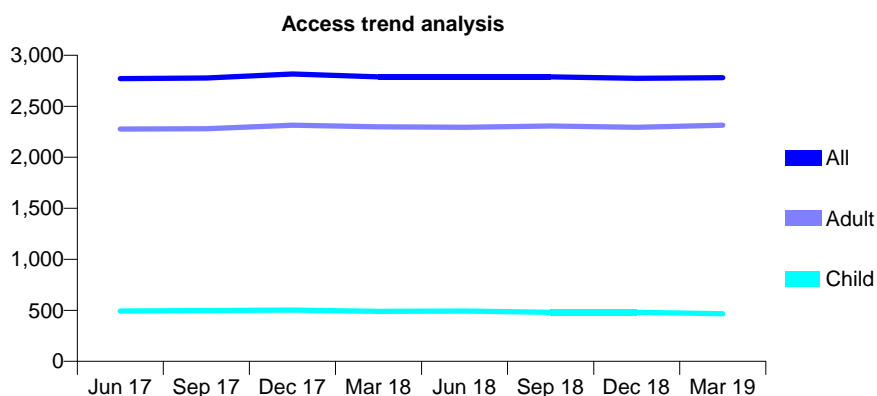
Q58 - Vital Signs At a Glance Contract Report for 177288/0001 - Year end March 2019

Name or company name	Mr P Cranfield and Mr V Gehani
Contract type name	GDS Contract
Purpose of contract	General
Contract start date	01/12/2013
Contract end date	

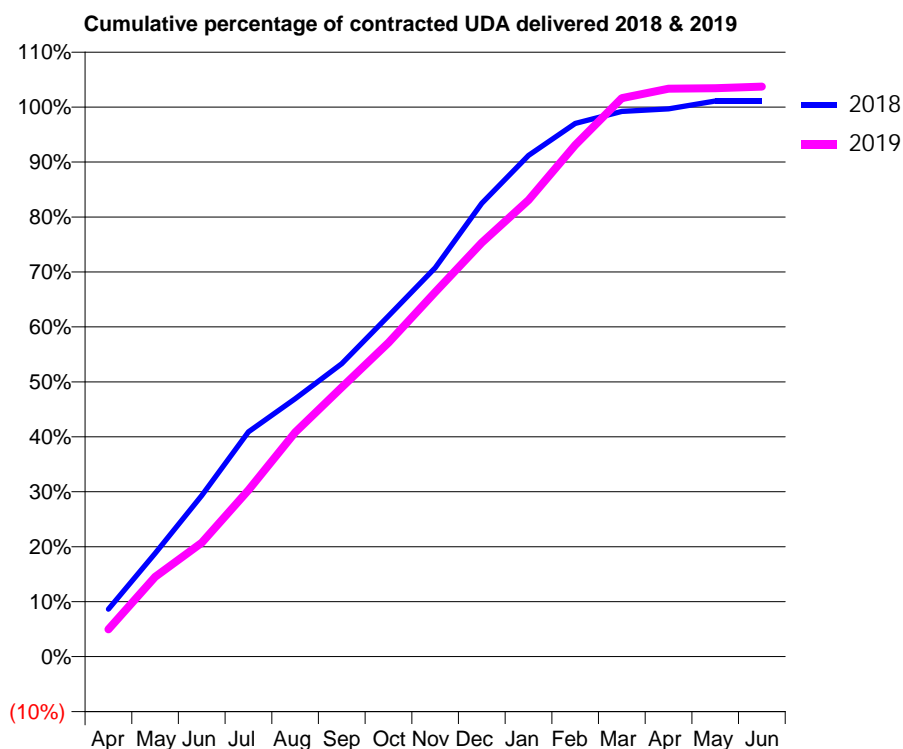
18/19 Contracted general activity (UDA)	6,698
Carry forward general activity (UDA)	-74
18/19 Contracted orthodontic activity (UOA)	0
Carry forward orthodontic activity (UOA)	0
Baseline contract value	£156,891.72

ACCESS*

Patients seen in 24 months	Total	Change since previous quarter
Quarter ending March 2018	2,788	
Quarter ending June 2018	2,788	→
Quarter ending September 2018	2,787	→
Quarter ending December 2018	2,774	→
Quarter ending March 2019	2,781	→
Variance since March 2018	(0.3%)	→



ACTIVITY



Month	Adjusted Scheduled Activity (UDA)	
	2018	2019
April	578	332
May	1,259	973
June	1,962	1,388
July	2,739	2,029
August	3,142	2,733
September	3,570	3,282
October	4,152	3,826
November	4,739	4,443
December	5,525	5,045
January	6,108	5,564
February	6,499	6,235
March	6,644	6,806
April	6,676	6,922
May	6,770	6,929
June	6,772	6,947

QUALITY

	Quantity	Base Number	Contract	AT	Region	England
% of FP17s for the same patient ID Re-attending within 3 months - Children	35	749	4.7%	11.1%	11.5%	11.8%
% of FP17s for the same patient ID Re-attending within 3 months - Adults	275	3,403	8.1%	14.7%	15.2%	15.7%
% of FP17s for the same patient ID Re-attending between 3 & 9 months - Children	502	749	67.0%	58.0%	60.2%	58.9%
% of FP17s for the same patient ID Re-attending between 3 & 9 months - Adults	1,817	3,403	53.4%	48.6%	51.8%	50.8%
% of FP17s for Band 1 Urgent Courses	264	4,167	6.3%	8.7%	8.1%	9.1%
% of FP17s Relating to Free Repair or Replacements	19	4,167	0.5%	0.7%	0.8%	0.8%
% of FP17s Relating to Continuations	15	4,167	0.4%	0.8%	0.9%	0.9%
% of Patients satisfied with the dentistry they have received	3	3	N/A	94.2%	92.7%	92.5%
% of Patients satisfied with the time they had to wait for an appointment	3	3	N/A	85.1%	87.4%	87.0%

* This is based on patients treated on this contract for their most recent course of treatment. Figures in italics indicate the base number of FP17s or Patient Questionnaire responses are less than 100. N/A is shown where the base number of responses is less than 10 during the period. % is calculated as Quantity/Base number*100

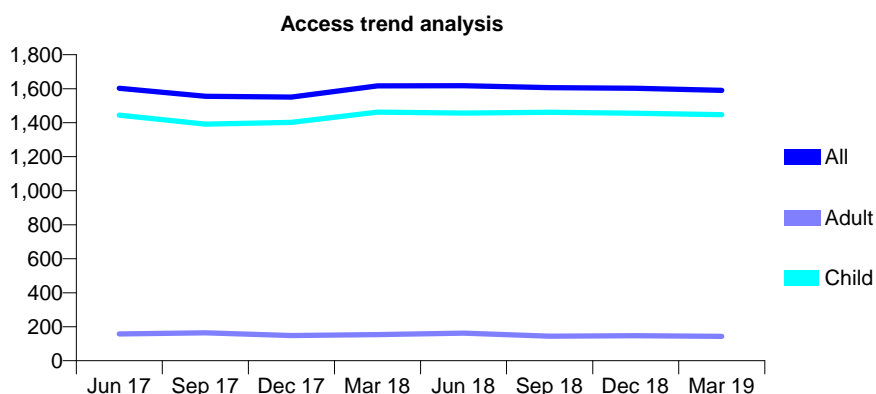
Q58 - Vital Signs At a Glance Contract Report for 178381/0001 - Year end March 2019

Name or company name	The Dental Clinic Ltd
Contract type name	GDS Contract
Purpose of contract	General
Contract start date	07/04/2007
Contract end date	

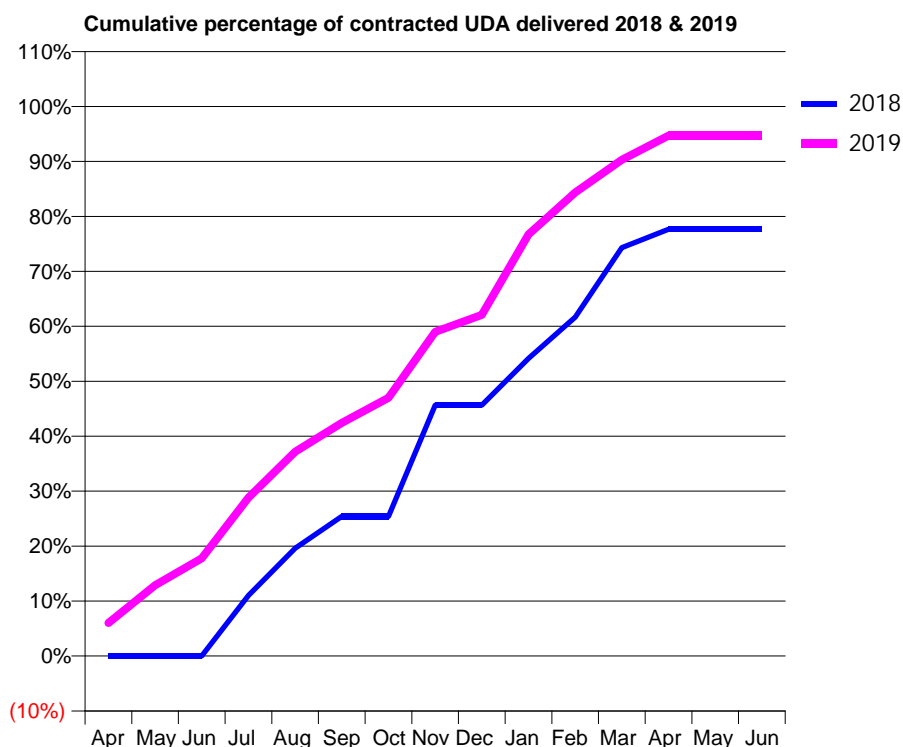
18/19 Contracted general activity (UDA)	2,858
Carry forward general activity (UDA)	0
18/19 Contracted orthodontic activity (UOA)	0
Carry forward orthodontic activity (UOA)	0
Baseline contract value	£71,073.51

ACCESS*

Patients seen in 24 months	Total	Change since previous quarter
Quarter ending March 2018	1,616	
Quarter ending June 2018	1,618	→
Quarter ending September 2018	1,606	→
Quarter ending December 2018	1,602	→
Quarter ending March 2019	1,590	→
Variance since March 2018	(1.6%)	↓



ACTIVITY



Month	Adjusted Scheduled Activity (UDA)	
	2018	2019
April	0	172
May	0	369
June	0	508
July	315	823
August	561	1,062
September	727	1,212
October	727	1,343
November	1,305	1,686
December	1,305	1,774
January	1,548	2,192
February	1,763	2,410
March	2,123	2,580
April	2,220	2,706
May	2,220	2,706
June	2,220	2,706

QUALITY

	Quantity	Base Number	Contract	AT	Region	England
% of FP17s for the same patient ID Re-attending within 3 months - Children	98	1,974	5.0%	11.1%	11.5%	11.8%
% of FP17s for the same patient ID Re-attending within 3 months - Adults	0	13	0.0%	14.7%	15.2%	15.7%
% of FP17s for the same patient ID Re-attending between 3 & 9 months - Children	1,150	1,974	58.3%	58.0%	60.2%	58.9%
% of FP17s for the same patient ID Re-attending between 3 & 9 months - Adults	8	13	61.5%	48.6%	51.8%	50.8%
% of FP17s for Band 1 Urgent Courses	12	2,014	0.6%	8.7%	8.1%	9.1%
% of FP17s Relating to Free Repair or Replacements	0	2,014	0.0%	0.7%	0.8%	0.8%
% of FP17s Relating to Continuations	31	2,014	1.5%	0.8%	0.9%	0.9%
% of Patients satisfied with the dentistry they have received	0	0	N/A	94.2%	92.7%	92.5%
% of Patients satisfied with the time they had to wait for an appointment	0	0	N/A	85.1%	87.4%	87.0%

* This is based on patients treated on this contract for their most recent course of treatment. Figures in italics indicate the base number of FP17s or Patient Questionnaire responses are less than 100. N/A is shown where the base number of responses is less than 10 during the period. % is calculated as Quantity/Base number*100

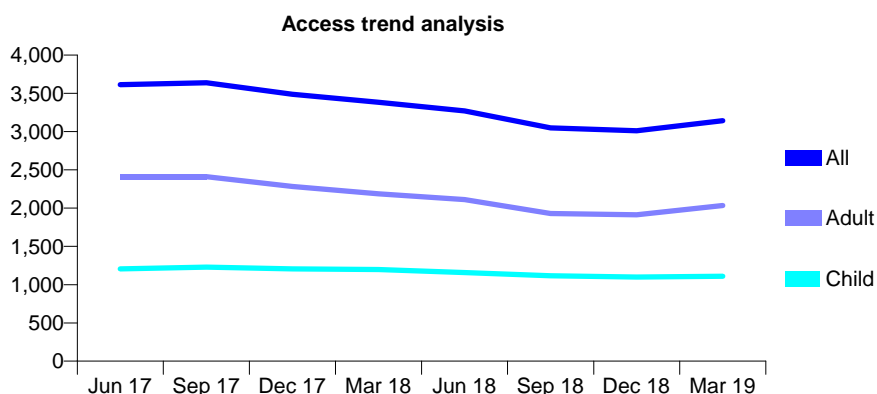
Q58 - Vital Signs At a Glance Contract Report for 180386/0001 - Year end March 2019

Name or company name	Hoddesdon Dental Surgery Limited
Contract type name	GDS Contract
Purpose of contract	General
Contract start date	01/04/2007
Contract end date	

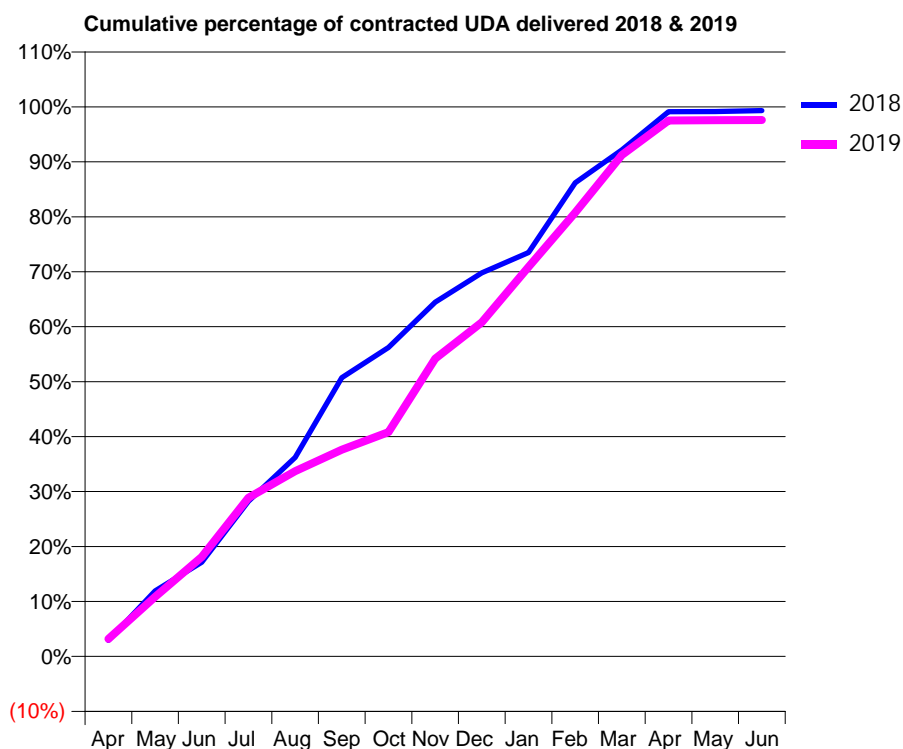
18/19 Contracted general activity (UDA)	6,370
Carry forward general activity (UDA)	43
18/19 Contracted orthodontic activity (UOA)	0
Carry forward orthodontic activity (UOA)	0
Baseline contract value	£161,972.63

ACCESS*

Patients seen in 24 months	Total	Change since previous quarter
Quarter ending March 2018	3,384	
Quarter ending June 2018	3,270	↓
Quarter ending September 2018	3,047	↓
Quarter ending December 2018	3,011	↓
Quarter ending March 2019	3,144	↑
Variance since March 2018	(7.1%)	↓



ACTIVITY



Month	2018	2019
April	186	203
May	760	692
June	1,093	1,154
July	1,798	1,838
August	2,308	2,148
September	3,231	2,397
October	3,581	2,599
November	4,106	3,450
December	4,445	3,873
January	4,681	4,514
February	5,490	5,145
March	5,870	5,812
April	6,313	6,211
May	6,315	6,215
June	6,326	6,216

QUALITY

	Quantity	Base Number	Contract	AT	Region	England
% of FP17s for the same patient ID Re-attending within 3 months - Children	110	1,563	7.0%	11.1%	11.5%	11.8%
% of FP17s for the same patient ID Re-attending within 3 months - Adults	324	2,190	14.8%	14.7%	15.2%	15.7%
% of FP17s for the same patient ID Re-attending between 3 & 9 months - Children	823	1,563	52.7%	58.0%	60.2%	58.9%
% of FP17s for the same patient ID Re-attending between 3 & 9 months - Adults	717	2,190	32.7%	48.6%	51.8%	50.8%
% of FP17s for Band 1 Urgent Courses	390	3,508	11.1%	8.7%	8.1%	9.1%
% of FP17s Relating to Free Repair or Replacements	36	3,508	1.0%	0.7%	0.8%	0.8%
% of FP17s Relating to Continuations	18	3,508	0.5%	0.8%	0.9%	0.9%
% of Patients satisfied with the dentistry they have received	1	1	N/A	94.2%	92.7%	92.5%
% of Patients satisfied with the time they had to wait for an appointment	1	1	N/A	85.1%	87.4%	87.0%

* This is based on patients treated on this contract for their most recent course of treatment. Figures in italics indicate the base number of FP17s or Patient Questionnaire responses are less than 100. N/A is shown where the base number of responses is less than 10 during the period. % is calculated as Quantity/Base number*100

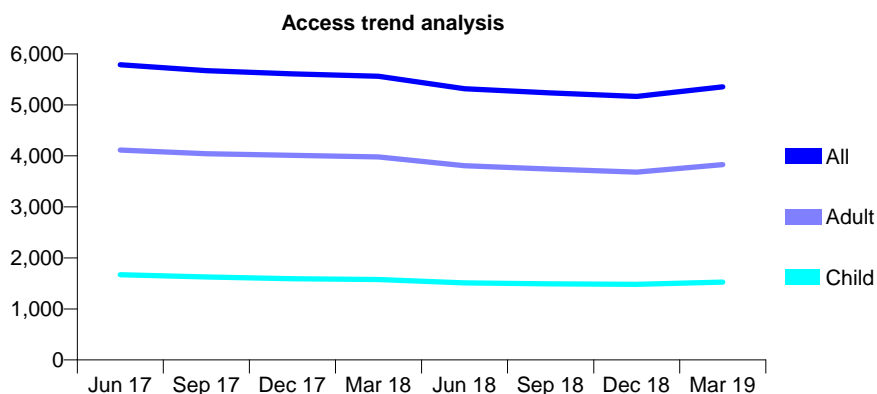
Q58 - Vital Signs At a Glance Contract Report for 181153/0001 - Year end March 2019

Name or company name	Katherine Place Dental Practice
Contract type name	GDS Contract
Purpose of contract	General
Contract start date	01/07/2007
Contract end date	

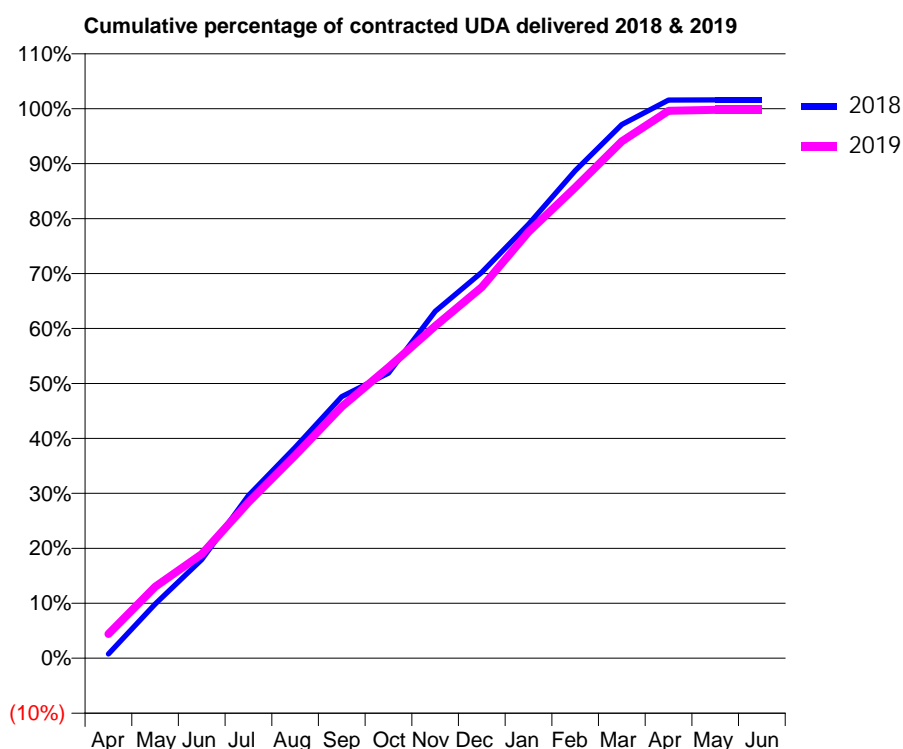
18/19 Contracted general activity (UDA)	13,580
Carry forward general activity (UDA)	-216
18/19 Contracted orthodontic activity (UOA)	0
Carry forward orthodontic activity (UOA)	0
Baseline contract value	£360,438.87

ACCESS*

Patients seen in 24 months	Total	Change since previous quarter
Quarter ending March 2018	5,559	
Quarter ending June 2018	5,317	↓
Quarter ending September 2018	5,234	↓
Quarter ending December 2018	5,165	↓
Quarter ending March 2019	5,354	↑
Variance since March 2018	(3.7%)	↓



ACTIVITY



Month	2018	2019
April	104	598
May	1,341	1,766
June	2,437	2,571
July	4,022	3,853
August	5,210	5,013
September	6,464	6,214
October	7,045	7,190
November	8,573	8,206
December	9,540	9,171
January	10,721	10,535
February	12,046	11,633
March	13,186	12,771
April	13,792	13,526
May	13,797	13,552
June	13,797	13,552

QUALITY

	Quantity	Base Number	Contract	AT	Region	England
% of FP17s for the same patient ID Re-attending within 3 months - Children	132	2,081	6.3%	11.1%	11.5%	11.8%
% of FP17s for the same patient ID Re-attending within 3 months - Adults	800	5,072	15.8%	14.7%	15.2%	15.7%
% of FP17s for the same patient ID Re-attending between 3 & 9 months - Children	1,176	2,081	56.5%	58.0%	60.2%	58.9%
% of FP17s for the same patient ID Re-attending between 3 & 9 months - Adults	2,581	5,072	50.9%	48.6%	51.8%	50.8%
% of FP17s for Band 1 Urgent Courses	746	7,198	10.4%	8.7%	8.1%	9.1%
% of FP17s Relating to Free Repair or Replacements	61	7,198	0.8%	0.7%	0.8%	0.8%
% of FP17s Relating to Continuations	124	7,198	1.7%	0.8%	0.9%	0.9%
% of Patients satisfied with the dentistry they have received	2	2	N/A	94.2%	92.7%	92.5%
% of Patients satisfied with the time they had to wait for an appointment	2	2	N/A	85.1%	87.4%	87.0%

* This is based on patients treated on this contract for their most recent course of treatment.

Figures in italics indicate the base number of FP17s or Patient Questionnaire responses are less than 100. N/A is shown where the base number of responses is less than 10 during the period. % is calculated as Quantity/Base number*100

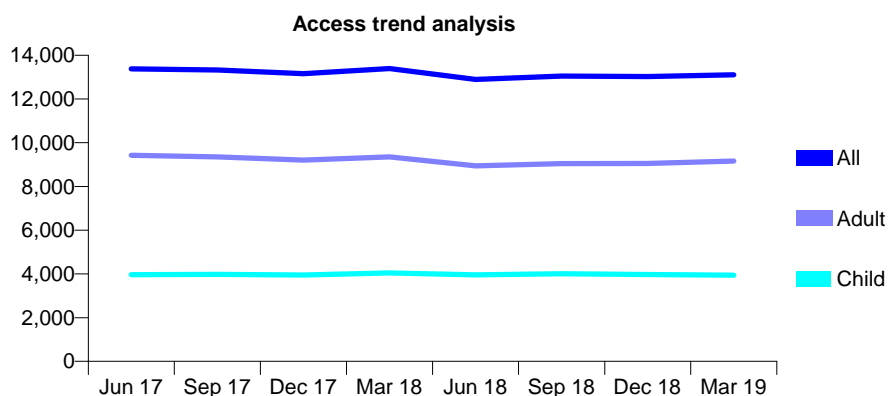
Q58 - Vital Signs At a Glance Contract Report for 182877/0001 - Year end March 2019

Name or company name	Smileright Limited
Contract type name	GDS Contract
Purpose of contract	General
Contract start date	01/04/2011
Contract end date	

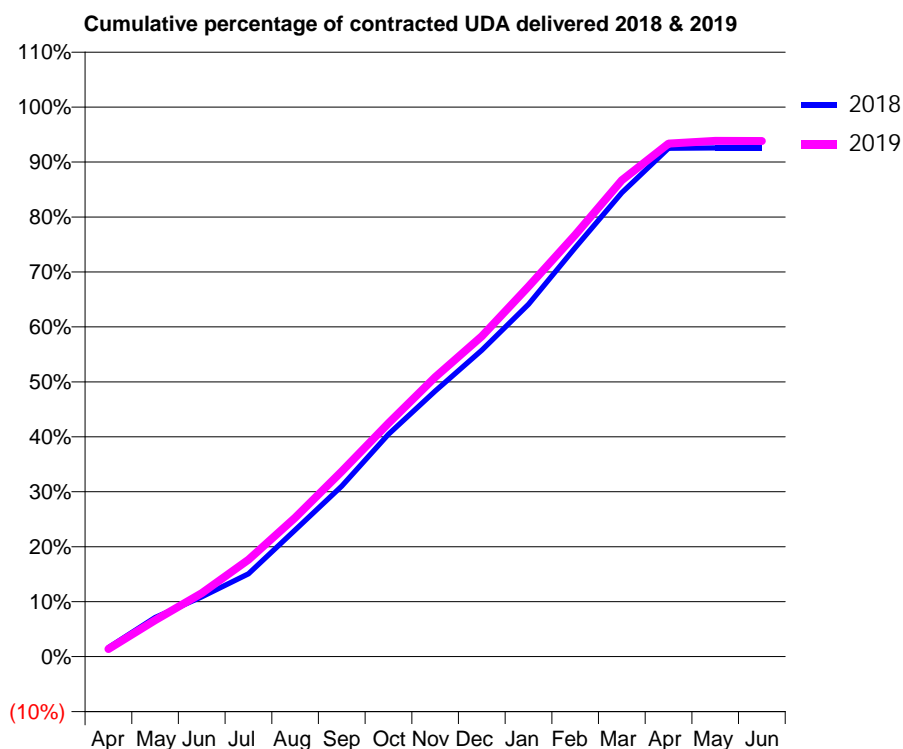
18/19 Contracted general activity (UDA)	35,830
Carry forward general activity (UDA)	0
18/19 Contracted orthodontic activity (UOA)	0
Carry forward orthodontic activity (UOA)	0
Baseline contract value	£1,007,081.93

ACCESS*

Patients seen in 24 months	Total	Change since previous quarter
Quarter ending March 2018	13,395	
Quarter ending June 2018	12,893	↓
Quarter ending September 2018	13,052	→
Quarter ending December 2018	13,024	→
Quarter ending March 2019	13,104	→
Variance since March 2018	(2.2%)	↓



ACTIVITY



Month	Adjusted Scheduled Activity (UDA)	
	2018	2019
April	583	496
May	2,550	2,378
June	3,897	4,144
July	5,404	6,317
August	8,259	9,065
September	11,115	12,084
October	14,501	15,219
November	17,320	18,219
December	19,974	20,884
January	22,977	24,133
February	26,659	27,496
March	30,249	31,053
April	33,148	33,444
May	33,164	33,624
June	33,164	33,621

QUALITY

	Quantity	Base Number	Contract	AT	Region	England
% of FP17s for the same patient ID Re-attending within 3 months - Children	401	6,306	6.4%	11.1%	11.5%	11.8%
% of FP17s for the same patient ID Re-attending within 3 months - Adults	1,924	13,566	14.2%	14.7%	15.2%	15.7%
% of FP17s for the same patient ID Re-attending between 3 & 9 months - Children	3,666	6,306	58.1%	58.0%	60.2%	58.9%
% of FP17s for the same patient ID Re-attending between 3 & 9 months - Adults	6,892	13,566	50.8%	48.6%	51.8%	50.8%
% of FP17s for Band 1 Urgent Courses	1,843	19,827	9.3%	8.7%	8.1%	9.1%
% of FP17s Relating to Free Repair or Replacements	83	19,827	0.4%	0.7%	0.8%	0.8%
% of FP17s Relating to Continuations	51	19,827	0.3%	0.8%	0.9%	0.9%
% of Patients satisfied with the dentistry they have received	6	6	N/A	94.2%	92.7%	92.5%
% of Patients satisfied with the time they had to wait for an appointment	6	6	N/A	85.1%	87.4%	87.0%

* This is based on patients treated on this contract for their most recent course of treatment. Figures in italics indicate the base number of FP17s or Patient Questionnaire responses are less than 100. N/A is shown where the base number of responses is less than 10 during the period. % is calculated as Quantity/Base number*100

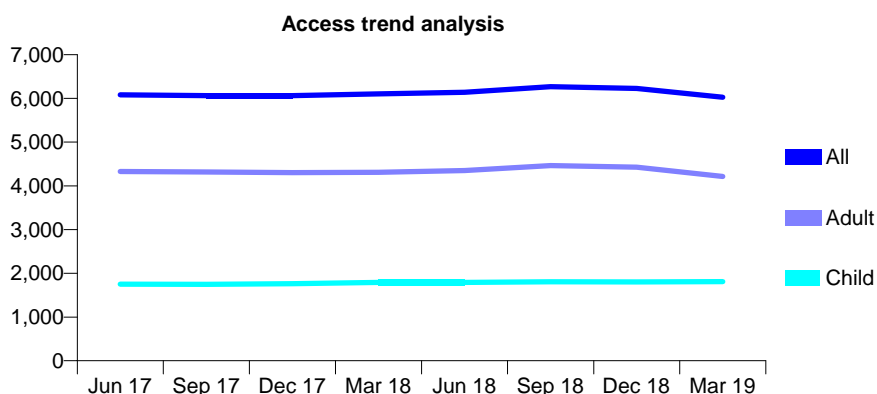
Q58 - Vital Signs At a Glance Contract Report for 183598/0001 - Year end March 2019

Name or company name	Birchwood Dental Practice
Contract type name	GDS Contract
Purpose of contract	General
Contract start date	01/04/2010
Contract end date	

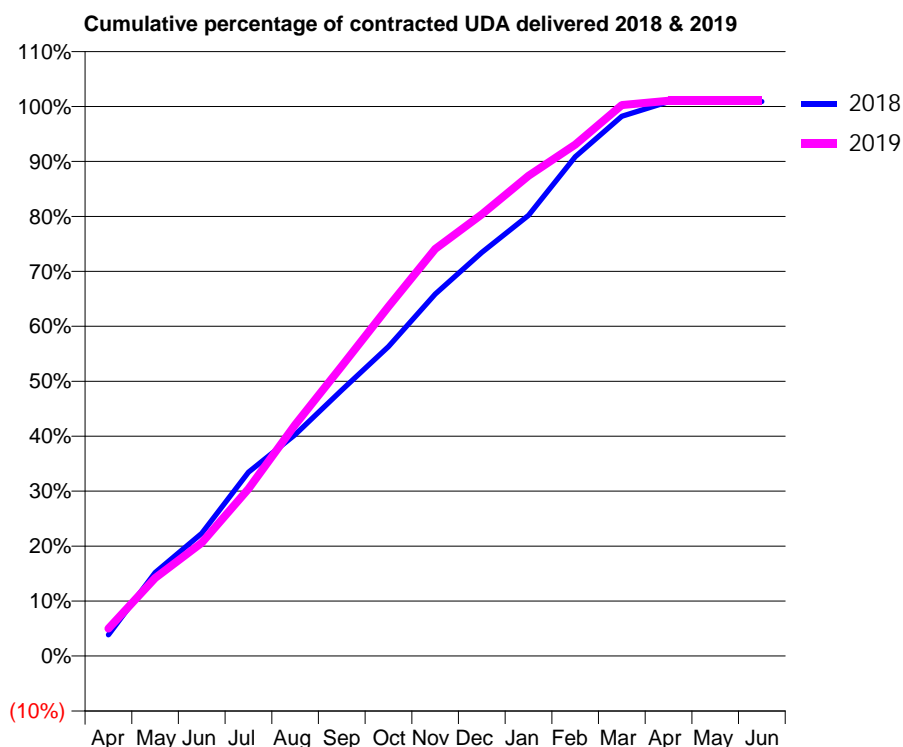
18/19 Contracted general activity (UDA)	11,894
Carry forward general activity (UDA)	-105
18/19 Contracted orthodontic activity (UOA)	0
Carry forward orthodontic activity (UOA)	0
Baseline contract value	£288,275.13

ACCESS*

Patients seen in 24 months	Total	Change since previous quarter
Quarter ending March 2018	6,101	
Quarter ending June 2018	6,142	→
Quarter ending September 2018	6,270	↑
Quarter ending December 2018	6,228	→
Quarter ending March 2019	6,024	↓
Variance since March 2018	(1.3%)	↓



ACTIVITY



Month	Adjusted Scheduled Activity (UDA)	
	2018	2019
April	461	595
May	1,806	1,689
June	2,656	2,452
July	3,978	3,618
August	4,792	5,006
September	5,754	6,278
October	6,699	7,563
November	7,835	8,810
December	8,736	9,559
January	9,537	10,391
February	10,804	11,066
March	11,683	11,925
April	11,996	12,017
May	11,996	12,017
June	11,999	12,017

QUALITY

	Quantity	Base Number	Contract	AT	Region	England
% of FP17s for the same patient ID Re-attending within 3 months - Children	150	2,485	6.0%	11.1%	11.5%	11.8%
% of FP17s for the same patient ID Re-attending within 3 months - Adults	570	4,141	13.8%	14.7%	15.2%	15.7%
% of FP17s for the same patient ID Re-attending between 3 & 9 months - Children	1,429	2,485	57.5%	58.0%	60.2%	58.9%
% of FP17s for the same patient ID Re-attending between 3 & 9 months - Adults	1,445	4,141	34.9%	48.6%	51.8%	50.8%
% of FP17s for Band 1 Urgent Courses	519	5,669	9.2%	8.7%	8.1%	9.1%
% of FP17s Relating to Free Repair or Replacements	63	5,669	1.1%	0.7%	0.8%	0.8%
% of FP17s Relating to Continuations	60	5,669	1.1%	0.8%	0.9%	0.9%
% of Patients satisfied with the dentistry they have received	0	1	N/A	94.2%	92.7%	92.5%
% of Patients satisfied with the time they had to wait for an appointment	1	1	N/A	85.1%	87.4%	87.0%

* This is based on patients treated on this contract for their most recent course of treatment. Figures in italics indicate the base number of FP17s or Patient Questionnaire responses are less than 100. N/A is shown where the base number of responses is less than 10 during the period. % is calculated as Quantity/Base number*100

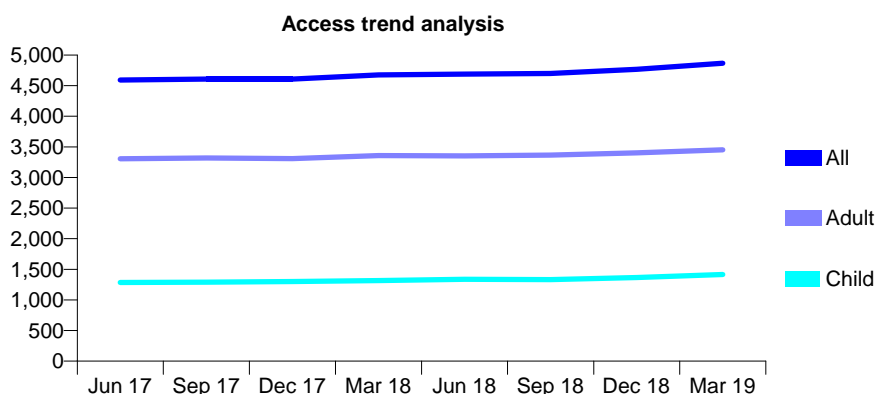
Q58 - Vital Signs At a Glance Contract Report for 186376/0001 - Year end March 2019

Name or company name	Saxby and Doherty
Contract type name	GDS Contract
Purpose of contract	General
Contract start date	03/09/2012
Contract end date	

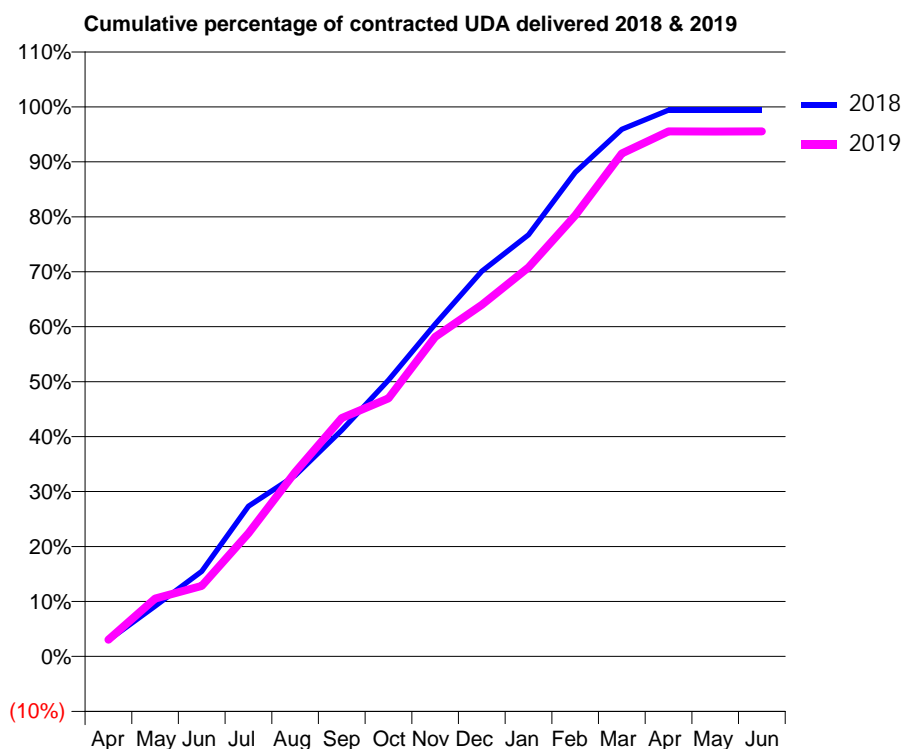
18/19 Contracted general activity (UDA)	14,757
Carry forward general activity (UDA)	86
18/19 Contracted orthodontic activity (UOA)	0
Carry forward orthodontic activity (UOA)	0
Baseline contract value	£308,156.42

ACCESS*

Patients seen in 24 months	Total	Change since previous quarter
Quarter ending March 2018	4,677	
Quarter ending June 2018	4,689	→
Quarter ending September 2018	4,700	→
Quarter ending December 2018	4,768	→
Quarter ending March 2019	4,866	↑
Variance since March 2018	4.0%	↑



ACTIVITY



Month	Adjusted Scheduled Activity (UDA)	
	2018	2019
April	435	450
May	1,350	1,556
June	2,282	1,891
July	4,034	3,306
August	4,857	4,947
September	6,076	6,400
October	7,418	6,931
November	8,924	8,579
December	10,343	9,443
January	11,322	10,444
February	12,996	11,840
March	14,153	13,504
April	14,670	14,097
May	14,670	14,095
June	14,670	14,096

QUALITY

	Quantity	Base Number	Contract	AT	Region	England
% of FP17s for the same patient ID Re-attending within 3 months - Children	166	2,562	6.5%	11.1%	11.5%	11.8%
% of FP17s for the same patient ID Re-attending within 3 months - Adults	832	6,197	13.4%	14.7%	15.2%	15.7%
% of FP17s for the same patient ID Re-attending between 3 & 9 months - Children	1,871	2,562	73.0%	58.0%	60.2%	58.9%
% of FP17s for the same patient ID Re-attending between 3 & 9 months - Adults	4,451	6,197	71.8%	48.6%	51.8%	50.8%
% of FP17s for Band 1 Urgent Courses	537	8,785	6.1%	8.7%	8.1%	9.1%
% of FP17s Relating to Free Repair or Replacements	101	8,785	1.1%	0.7%	0.8%	0.8%
% of FP17s Relating to Continuations	75	8,785	0.9%	0.8%	0.9%	0.9%
% of Patients satisfied with the dentistry they have received	1	1	N/A	94.2%	92.7%	92.5%
% of Patients satisfied with the time they had to wait for an appointment	1	1	N/A	85.1%	87.4%	87.0%

* This is based on patients treated on this contract for their most recent course of treatment. Figures in italics indicate the base number of FP17s or Patient Questionnaire responses are less than 100. N/A is shown where the base number of responses is less than 10 during the period. % is calculated as Quantity/Base number*100

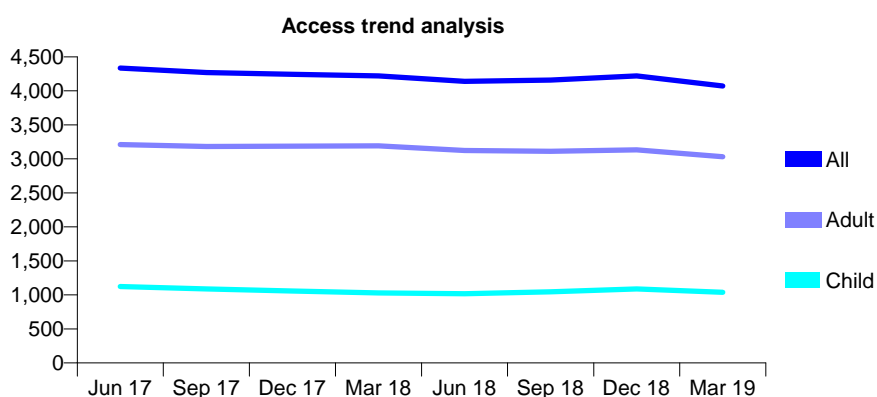
Q58 - Vital Signs At a Glance Contract Report for 186430/0001 - Year end March 2019

Name or company name	Cherry Tree Dental Care
Contract type name	GDS Contract
Purpose of contract	General
Contract start date	01/04/2010
Contract end date	

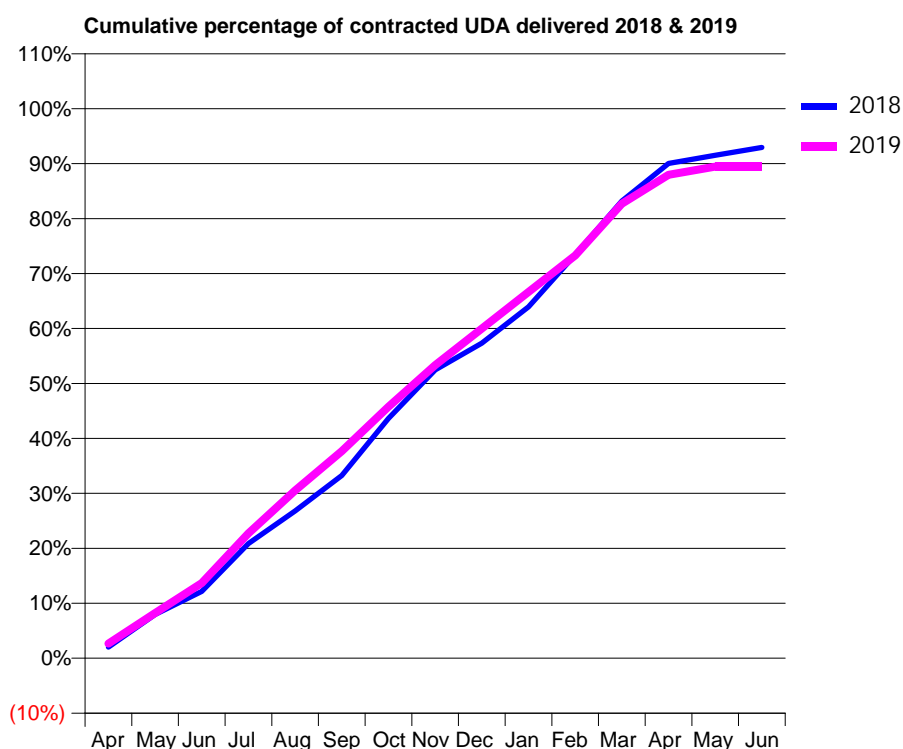
18/19 Contracted general activity (UDA)	14,000
Carry forward general activity (UDA)	0
18/19 Contracted orthodontic activity (UOA)	0
Carry forward orthodontic activity (UOA)	0
Baseline contract value	£474,916.68

ACCESS*

Patients seen in 24 months	Total	Change since previous quarter
Quarter ending March 2018	4,221	
Quarter ending June 2018	4,140	↓
Quarter ending September 2018	4,160	→
Quarter ending December 2018	4,220	→
Quarter ending March 2019	4,071	↓
Variance since March 2018	(3.6%)	↓



ACTIVITY



Month	2018	2019
April	283	371
May	1,116	1,154
June	1,705	1,915
July	2,920	3,183
August	3,754	4,276
September	4,655	5,275
October	6,111	6,408
November	7,344	7,464
December	8,028	8,396
January	8,950	9,331
February	10,280	10,261
March	11,645	11,576
April	12,603	12,312
May	12,812	12,521
June	13,011	12,522

QUALITY

	Quantity	Base Number	Contract	AT	Region	England
% of FP17s for the same patient ID Re-attending within 3 months - Children	98	1,218	8.0%	11.1%	11.5%	11.8%
% of FP17s for the same patient ID Re-attending within 3 months - Adults	607	3,310	18.3%	14.7%	15.2%	15.7%
% of FP17s for the same patient ID Re-attending between 3 & 9 months - Children	475	1,218	39.0%	58.0%	60.2%	58.9%
% of FP17s for the same patient ID Re-attending between 3 & 9 months - Adults	1,168	3,310	35.3%	48.6%	51.8%	50.8%
% of FP17s for Band 1 Urgent Courses	568	4,507	12.6%	8.7%	8.1%	9.1%
% of FP17s Relating to Free Repair or Replacements	18	4,507	0.4%	0.7%	0.8%	0.8%
% of FP17s Relating to Continuations	133	4,507	3.0%	0.8%	0.9%	0.9%
% of Patients satisfied with the dentistry they have received	1	1	N/A	94.2%	92.7%	92.5%
% of Patients satisfied with the time they had to wait for an appointment	1	1	N/A	85.1%	87.4%	87.0%

* This is based on patients treated on this contract for their most recent course of treatment.

Figures in italics indicate the base number of FP17s or Patient Questionnaire responses are less than 100. N/A is shown where the base number of responses is less than 10 during the period. % is calculated as Quantity/Base number*100

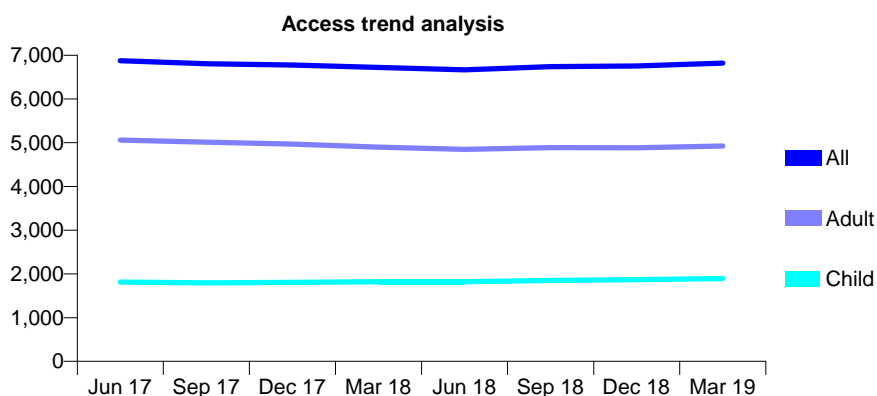
Q58 - Vital Signs At a Glance Contract Report for 186546/0001 - Year end March 2019

Name or company name	The Partners of St Andrews Dental Practice
Contract type name	GDS Contract
Purpose of contract	General
Contract start date	01/07/2012
Contract end date	

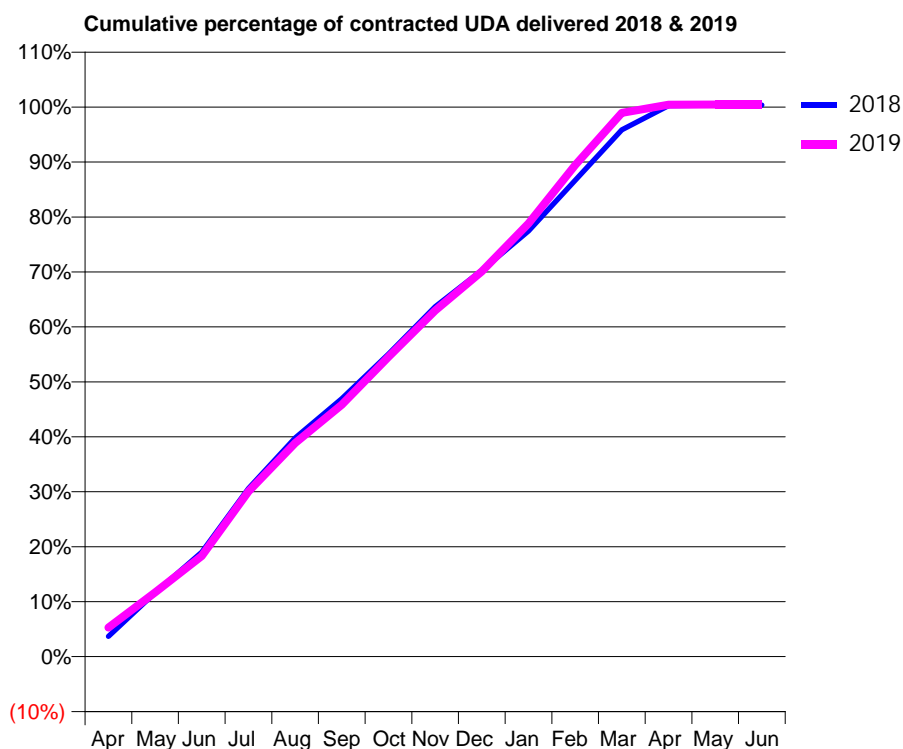
18/19 Contracted general activity (UDA)	18,367
Carry forward general activity (UDA)	-70
18/19 Contracted orthodontic activity (UOA)	0
Carry forward orthodontic activity (UOA)	0
Baseline contract value	£446,988.09

ACCESS*

Patients seen in 24 months	Total	Change since previous quarter
Quarter ending March 2018	6,720	
Quarter ending June 2018	6,667	→
Quarter ending September 2018	6,738	→
Quarter ending December 2018	6,754	→
Quarter ending March 2019	6,821	→
Variance since March 2018	1.5%	→



ACTIVITY



Month	Adjusted Scheduled Activity (UDA)	
	2018	2019
April	675	969
May	2,135	2,146
June	3,492	3,365
July	5,620	5,522
August	7,309	7,137
September	8,620	8,417
October	10,111	10,019
November	11,693	11,567
December	12,911	12,876
January	14,223	14,475
February	15,917	16,427
March	17,605	18,173
April	18,413	18,444
May	18,430	18,449
June	18,437	18,452

QUALITY

	Quantity	Base Number	Contract	AT	Region	England
% of FP17s for the same patient ID Re-attending within 3 months - Children	197	3,195	6.2%	11.1%	11.5%	11.8%
% of FP17s for the same patient ID Re-attending within 3 months - Adults	872	7,268	12.0%	14.7%	15.2%	15.7%
% of FP17s for the same patient ID Re-attending between 3 & 9 months - Children	2,171	3,195	67.9%	58.0%	60.2%	58.9%
% of FP17s for the same patient ID Re-attending between 3 & 9 months - Adults	4,389	7,268	60.4%	48.6%	51.8%	50.8%
% of FP17s for Band 1 Urgent Courses	679	10,220	6.6%	8.7%	8.1%	9.1%
% of FP17s Relating to Free Repair or Replacements	62	10,220	0.6%	0.7%	0.8%	0.8%
% of FP17s Relating to Continuations	10	10,220	0.1%	0.8%	0.9%	0.9%
% of Patients satisfied with the dentistry they have received	3	3	N/A	94.2%	92.7%	92.5%
% of Patients satisfied with the time they had to wait for an appointment	2	3	N/A	85.1%	87.4%	87.0%

* This is based on patients treated on this contract for their most recent course of treatment. Figures in italics indicate the base number of FP17s or Patient Questionnaire responses are less than 100. N/A is shown where the base number of responses is less than 10 during the period. % is calculated as Quantity/Base number*100

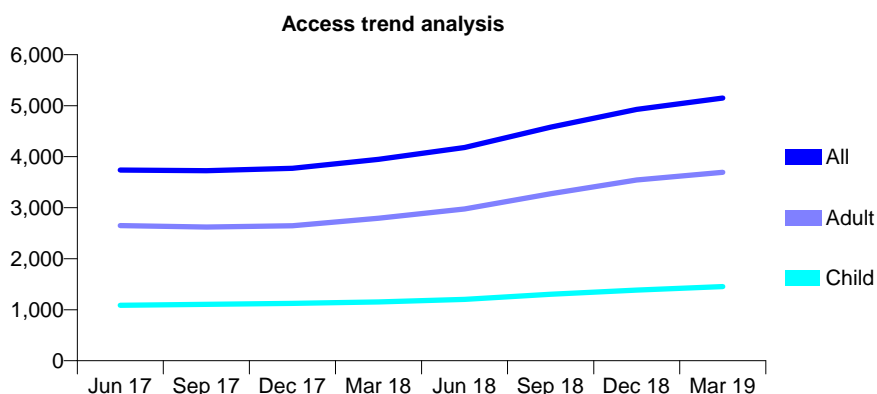
Q58 - Vital Signs At a Glance Contract Report for 187402/0001 - Year end March 2019

Name or company name	Seshagiri Rao Porumamilla
Contract type name	GDS Contract
Purpose of contract	General
Contract start date	01/10/2011
Contract end date	

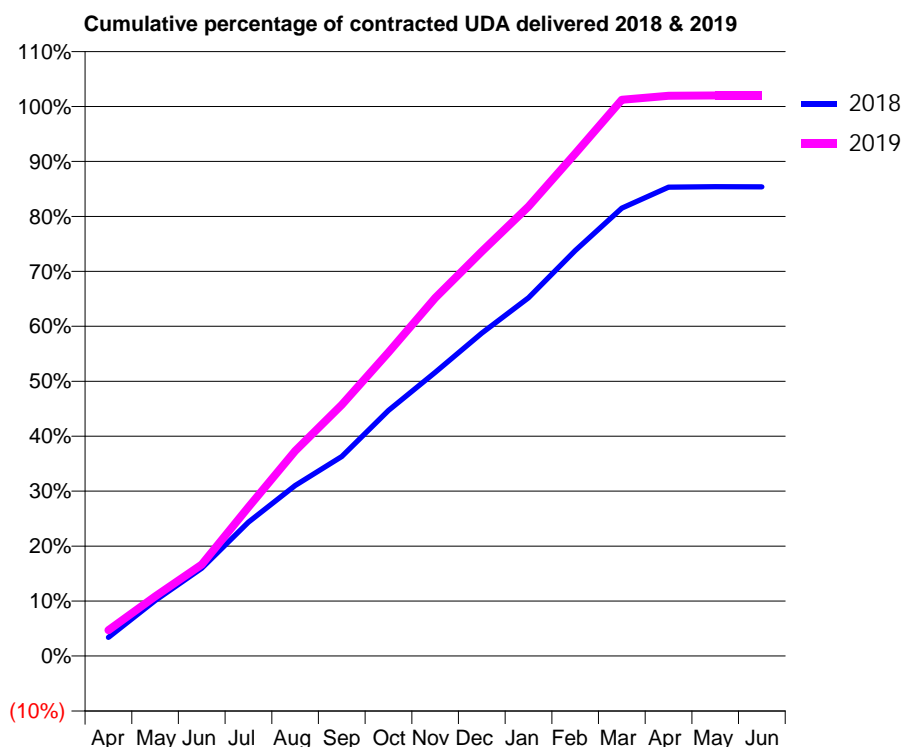
18/19 Contracted general activity (UDA)	14,324
Carry forward general activity (UDA)	0
18/19 Contracted orthodontic activity (UOA)	0
Carry forward orthodontic activity (UOA)	0
Baseline contract value	£384,282.40

ACCESS*

Patients seen in 24 months	Total	Change since previous quarter
Quarter ending March 2018	3,948	
Quarter ending June 2018	4,179	↑
Quarter ending September 2018	4,578	↑
Quarter ending December 2018	4,927	↑
Quarter ending March 2019	5,150	↑
Variance since March 2018	30.4%	↑



ACTIVITY



Month	Adjusted Scheduled Activity (UDA)	
	2018	2019
April	488	671
May	1,443	1,554
June	2,290	2,384
July	3,493	3,879
August	4,445	5,349
September	5,198	6,549
October	6,401	7,916
November	7,395	9,335
December	8,418	10,543
January	9,339	11,717
February	10,569	13,095
March	11,675	14,495
April	12,222	14,599
May	12,233	14,611
June	12,232	14,611

QUALITY

	Quantity	Base Number	Contract	AT	Region	England
% of FP17s for the same patient ID Re-attending within 3 months - Children	115	1,942	5.9%	11.1%	11.5%	11.8%
% of FP17s for the same patient ID Re-attending within 3 months - Adults	691	5,031	13.7%	14.7%	15.2%	15.7%
% of FP17s for the same patient ID Re-attending between 3 & 9 months - Children	879	1,942	45.3%	58.0%	60.2%	58.9%
% of FP17s for the same patient ID Re-attending between 3 & 9 months - Adults	2,054	5,031	40.8%	48.6%	51.8%	50.8%
% of FP17s for Band 1 Urgent Courses	678	6,810	10.0%	8.7%	8.1%	9.1%
% of FP17s Relating to Free Repair or Replacements	29	6,810	0.4%	0.7%	0.8%	0.8%
% of FP17s Relating to Continuations	1	6,810	0.0%	0.8%	0.9%	0.9%
% of Patients satisfied with the dentistry they have received	4	4	N/A	94.2%	92.7%	92.5%
% of Patients satisfied with the time they had to wait for an appointment	4	4	N/A	85.1%	87.4%	87.0%

* This is based on patients treated on this contract for their most recent course of treatment. Figures in italics indicate the base number of FP17s or Patient Questionnaire responses are less than 100. N/A is shown where the base number of responses is less than 10 during the period. % is calculated as Quantity/Base number*100

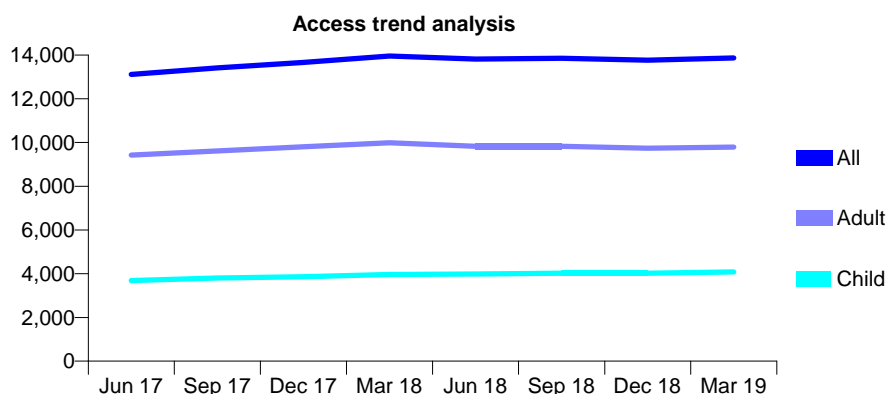
Q58 - Vital Signs At a Glance Contract Report for 187402/0003 - Year end March 2019

Name or company name	Moopen Dental Care
Contract type name	GDS Contract
Purpose of contract	General and Orthodontic
Contract start date	01/02/2015
Contract end date	

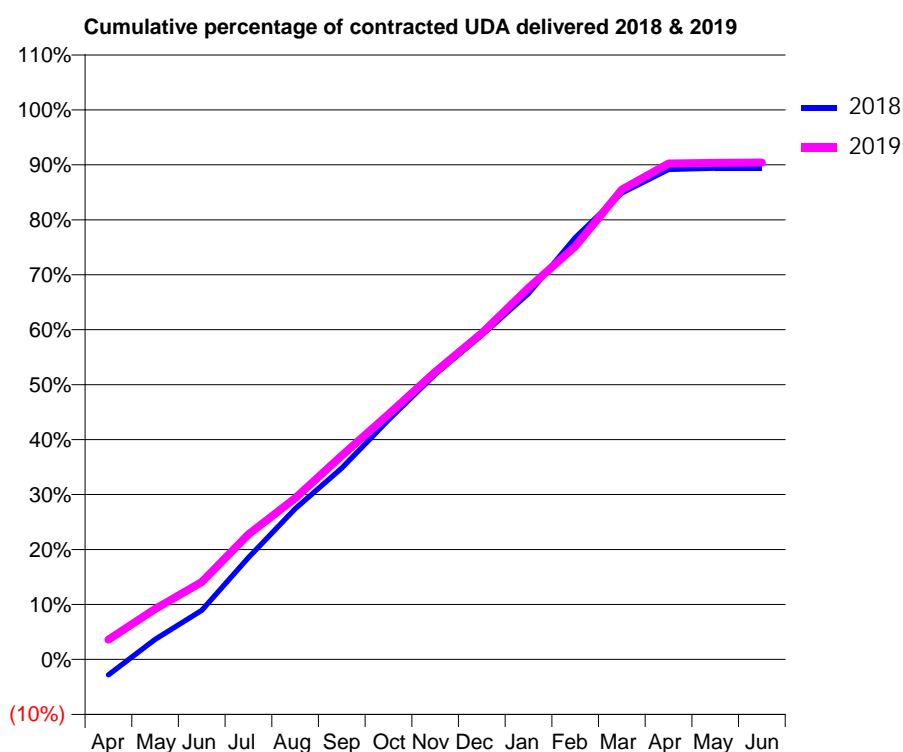
18/19 Contracted general activity (UDA)	44,871
Carry forward general activity (UDA)	0
18/19 Contracted orthodontic activity (UOA)	2,926
Carry forward orthodontic activity (UOA)	0
Baseline contract value	£1,438,281.53

ACCESS*

Patients seen in 24 months	Total	Change since previous quarter
Quarter ending March 2018	13,954	
Quarter ending June 2018	13,818	→
Quarter ending September 2018	13,851	→
Quarter ending December 2018	13,765	→
Quarter ending March 2019	13,867	→
Variance since March 2018	(0.6%)	→



ACTIVITY



Month	Adjusted Scheduled Activity (UDA)	
	2018	2019
April	-1,271	1,617
May	1,635	4,125
June	4,011	6,321
July	8,328	10,217
August	12,300	13,166
September	15,622	16,649
October	19,562	20,018
November	23,279	23,483
December	26,485	26,644
January	29,874	30,328
February	34,436	33,717
March	38,080	38,359
April	40,002	40,489
May	40,114	40,539
June	40,114	40,570

QUALITY

	Quantity	Base Number	Contract	AT	Region	England
% of FP17s for the same patient ID Re-attending within 3 months - Children	786	5,306	14.8%	11.1%	11.5%	11.8%
% of FP17s for the same patient ID Re-attending within 3 months - Adults	1,380	10,346	13.3%	14.7%	15.2%	15.7%
% of FP17s for the same patient ID Re-attending between 3 & 9 months - Children	2,324	5,306	43.8%	58.0%	60.2%	58.9%
% of FP17s for the same patient ID Re-attending between 3 & 9 months - Adults	4,391	10,346	42.4%	48.6%	51.8%	50.8%
% of FP17s for Band 1 Urgent Courses	1,151	15,336	7.5%	8.7%	8.1%	9.1%
% of FP17s Relating to Free Repair or Replacements	249	15,336	1.6%	0.7%	0.8%	0.8%
% of FP17s Relating to Continuations	80	15,336	0.5%	0.8%	0.9%	0.9%
% of Patients satisfied with the dentistry they have received	2	3	N/A	94.2%	92.7%	92.5%
% of Patients satisfied with the time they had to wait for an appointment	1	3	N/A	85.1%	87.4%	87.0%

* This is based on patients treated on this contract for their most recent course of treatment. Figures in italics indicate the base number of FP17s or Patient Questionnaire responses are less than 100. N/A is shown where the base number of responses is less than 10 during the period. % is calculated as Quantity/Base number*100

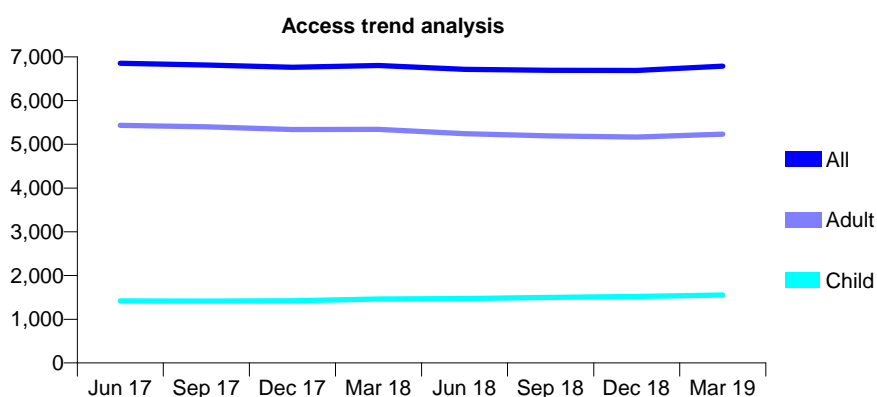
Q58 - Vital Signs At a Glance Contract Report for 187550/0001 - Year end March 2019

Name or company name	Alexander House Dental Practice
Contract type name	GDS Contract
Purpose of contract	General
Contract start date	01/01/2011
Contract end date	

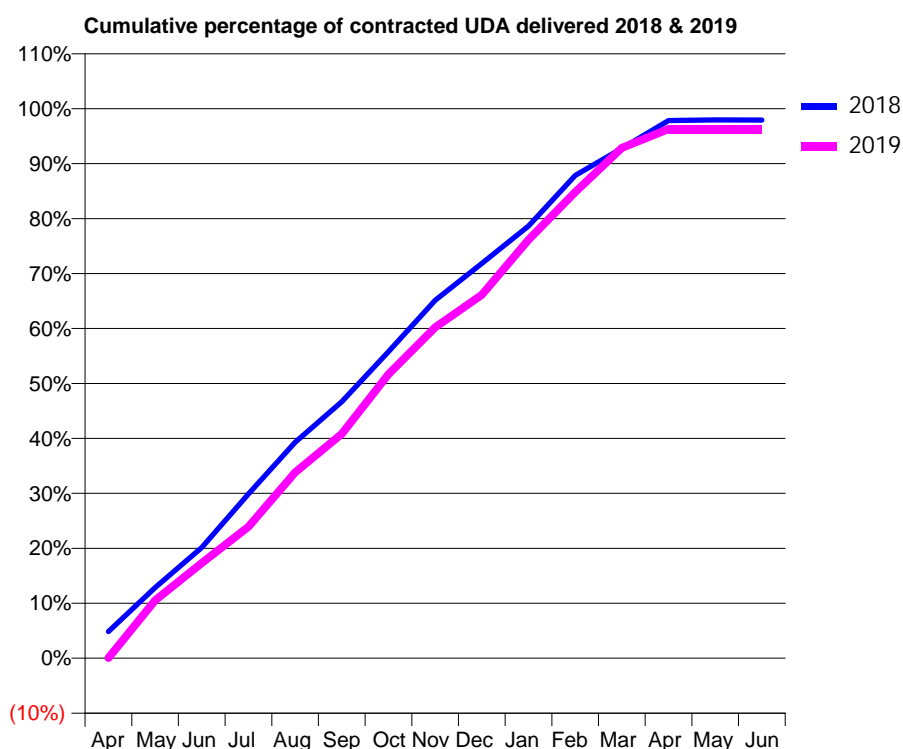
18/19 Contracted general activity (UDA)	16,000
Carry forward general activity (UDA)	330
18/19 Contracted orthodontic activity (UOA)	0
Carry forward orthodontic activity (UOA)	0
Baseline contract value	£419,751.21

ACCESS*

Patients seen in 24 months	Total	Change since previous quarter
Quarter ending March 2018	6,803	
Quarter ending June 2018	6,716	↓
Quarter ending September 2018	6,694	→
Quarter ending December 2018	6,687	→
Quarter ending March 2019	6,787	→
Variance since March 2018	(0.2%)	→



ACTIVITY



Adjusted Scheduled Activity (UDA)		
Month	2018	2019
April	773	11
May	2,061	1,686
June	3,224	2,770
July	4,781	3,827
August	6,286	5,411
September	7,469	6,527
October	8,926	8,266
November	10,424	9,635
December	11,492	10,578
January	12,583	12,184
February	14,057	13,571
March	14,841	14,857
April	15,652	15,405
May	15,672	15,406
June	15,669	15,407

QUALITY

	Quantity	Base Number	Contract	AT	Region	England
% of FP17s for the same patient ID Re-attending within 3 months - Children	121	2,579	4.7%	11.1%	11.5%	11.8%
% of FP17s for the same patient ID Re-attending within 3 months - Adults	821	7,622	10.8%	14.7%	15.2%	15.7%
% of FP17s for the same patient ID Re-attending between 3 & 9 months - Children	1,778	2,579	68.9%	58.0%	60.2%	58.9%
% of FP17s for the same patient ID Re-attending between 3 & 9 months - Adults	4,571	7,622	60.0%	48.6%	51.8%	50.8%
% of FP17s for Band 1 Urgent Courses	803	10,037	8.0%	8.7%	8.1%	9.1%
% of FP17s Relating to Free Repair or Replacements	62	10,037	0.6%	0.7%	0.8%	0.8%
% of FP17s Relating to Continuations	27	10,037	0.3%	0.8%	0.9%	0.9%
% of Patients satisfied with the dentistry they have received	1	1	N/A	94.2%	92.7%	92.5%
% of Patients satisfied with the time they had to wait for an appointment	1	1	N/A	85.1%	87.4%	87.0%

* This is based on patients treated on this contract for their most recent course of treatment.

Figures in italics indicate the base number of FP17s or Patient Questionnaire responses are less than 100. N/A is shown where the base number of responses is less than 10 during the period. % is calculated as Quantity/Base number*100

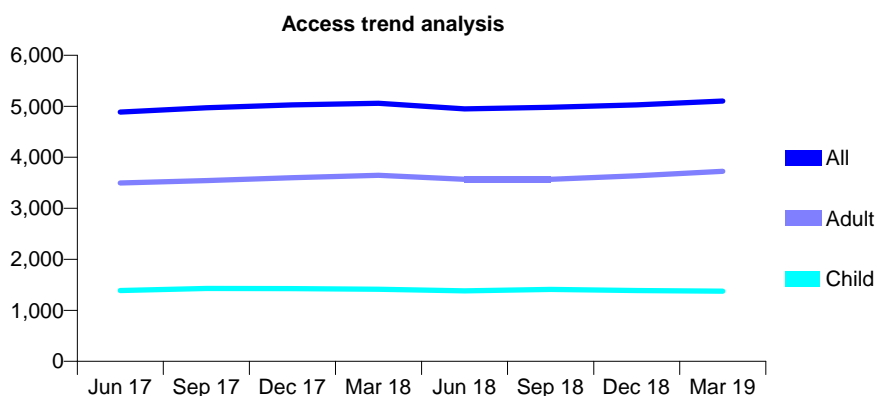
Q58 - Vital Signs At a Glance Contract Report for 188662/0001 - Year end March 2019

Name or company name	Ashwell Dental Surgery Limited
Contract type name	GDS Contract
Purpose of contract	General
Contract start date	01/04/2010
Contract end date	

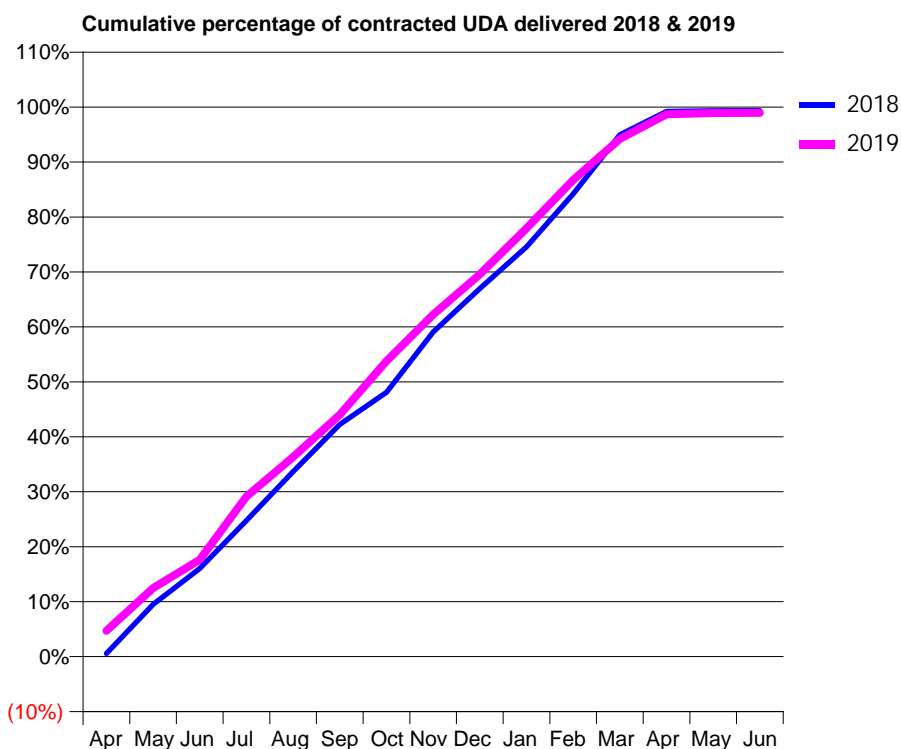
18/19 Contracted general activity (UDA)	11,432
Carry forward general activity (UDA)	77
18/19 Contracted orthodontic activity (UOA)	0
Carry forward orthodontic activity (UOA)	0
Baseline contract value	£303,700.28

ACCESS*

Patients seen in 24 months	Total	Change since previous quarter
Quarter ending March 2018	5,058	
Quarter ending June 2018	4,949	↓
Quarter ending September 2018	4,978	→
Quarter ending December 2018	5,027	→
Quarter ending March 2019	5,102	→
Variance since March 2018	0.9%	→



ACTIVITY



Month	Adjusted Scheduled Activity (UDA)	
	2018	2019
April	66	537
May	1,090	1,428
June	1,832	2,014
July	2,832	3,332
August	3,848	4,155
September	4,827	5,033
October	5,498	6,146
November	6,755	7,117
December	7,656	7,952
January	8,525	8,908
February	9,624	9,917
March	10,854	10,769
April	11,342	11,281
May	11,354	11,310
June	11,355	11,312

QUALITY

	Quantity	Base Number	Contract	AT	Region	England
% of FP17s for the same patient ID Re-attending within 3 months - Children	127	2,069	6.1%	11.1%	11.5%	11.8%
% of FP17s for the same patient ID Re-attending within 3 months - Adults	594	4,826	12.3%	14.7%	15.2%	15.7%
% of FP17s for the same patient ID Re-attending between 3 & 9 months - Children	1,203	2,069	58.1%	58.0%	60.2%	58.9%
% of FP17s for the same patient ID Re-attending between 3 & 9 months - Adults	2,337	4,826	48.4%	48.6%	51.8%	50.8%
% of FP17s for Band 1 Urgent Courses	515	6,920	7.4%	8.7%	8.1%	9.1%
% of FP17s Relating to Free Repair or Replacements	87	6,920	1.3%	0.7%	0.8%	0.8%
% of FP17s Relating to Continuations	44	6,920	0.6%	0.8%	0.9%	0.9%
% of Patients satisfied with the dentistry they have received	0	0	N/A	94.2%	92.7%	92.5%
% of Patients satisfied with the time they had to wait for an appointment	0	0	N/A	85.1%	87.4%	87.0%

* This is based on patients treated on this contract for their most recent course of treatment. Figures in italics indicate the base number of FP17s or Patient Questionnaire responses are less than 100. N/A is shown where the base number of responses is less than 10 during the period. % is calculated as Quantity/Base number*100

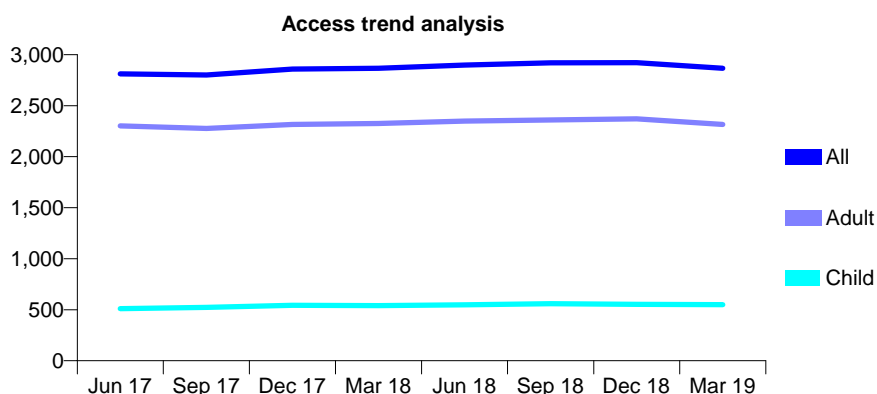
Q58 - Vital Signs At a Glance Contract Report for 192961/0002 - Year end March 2019

Name or company name	Mrs P Hadj-Bagheri, Mr M Eyrumlu and Mr
Contract type name	GDS Contract
Purpose of contract	General
Contract start date	01/12/2014
Contract end date	

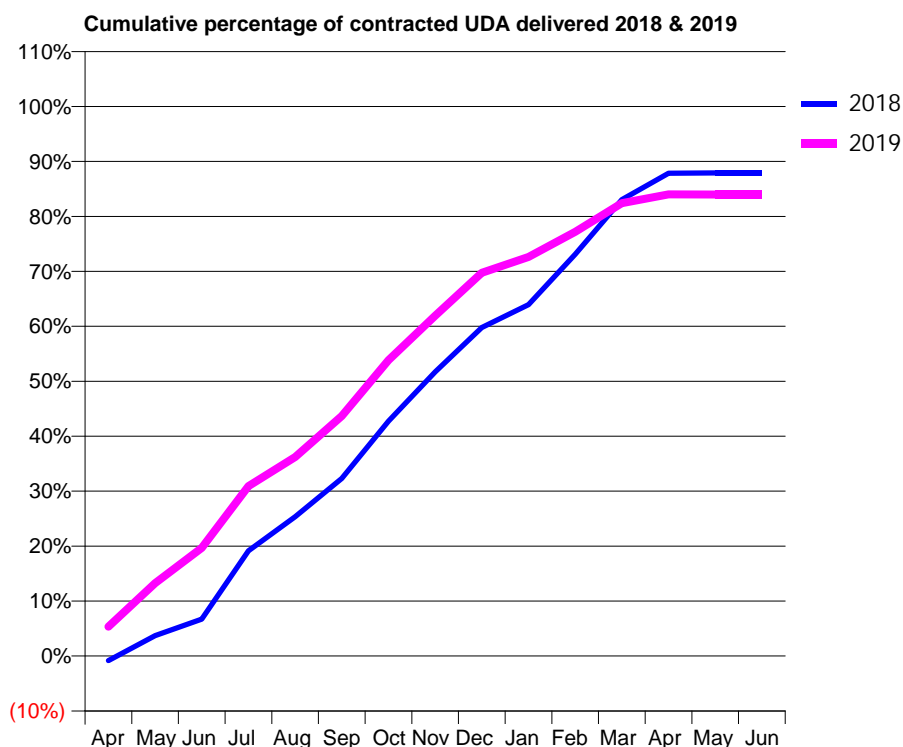
18/19 Contracted general activity (UDA)	9,743
Carry forward general activity (UDA)	0
18/19 Contracted orthodontic activity (UOA)	0
Carry forward orthodontic activity (UOA)	0
Baseline contract value	£238,937.06

ACCESS*

Patients seen in 24 months	Total	Change since previous quarter
Quarter ending March 2018	2,867	
Quarter ending June 2018	2,897	→
Quarter ending September 2018	2,919	→
Quarter ending December 2018	2,922	→
Quarter ending March 2019	2,866	↓
Variance since March 2018	(0.0%)	→



ACTIVITY



Month	Adjusted Scheduled Activity (UDA)	
	2018	2019
April	-83	520
May	362	1,292
June	654	1,917
July	1,866	3,010
August	2,470	3,528
September	3,149	4,254
October	4,164	5,246
November	5,037	6,036
December	5,825	6,794
January	6,228	7,076
February	7,122	7,519
March	8,090	8,028
April	8,559	8,185
May	8,565	8,181
June	8,565	8,181

QUALITY

	Quantity	Base Number	Contract	AT	Region	England
% of FP17s for the same patient ID Re-attending within 3 months - Children	50	792	6.3%	11.1%	11.5%	11.8%
% of FP17s for the same patient ID Re-attending within 3 months - Adults	434	3,337	13.0%	14.7%	15.2%	15.7%
% of FP17s for the same patient ID Re-attending between 3 & 9 months - Children	443	792	55.9%	58.0%	60.2%	58.9%
% of FP17s for the same patient ID Re-attending between 3 & 9 months - Adults	2,081	3,337	62.4%	48.6%	51.8%	50.8%
% of FP17s for Band 1 Urgent Courses	128	3,975	3.2%	8.7%	8.1%	9.1%
% of FP17s Relating to Free Repair or Replacements	68	3,975	1.7%	0.7%	0.8%	0.8%
% of FP17s Relating to Continuations	144	3,975	3.6%	0.8%	0.9%	0.9%
% of Patients satisfied with the dentistry they have received	2	2	N/A	94.2%	92.7%	92.5%
% of Patients satisfied with the time they had to wait for an appointment	2	2	N/A	85.1%	87.4%	87.0%

* This is based on patients treated on this contract for their most recent course of treatment. Figures in italics indicate the base number of FP17s or Patient Questionnaire responses are less than 100. N/A is shown where the base number of responses is less than 10 during the period. % is calculated as Quantity/Base number*100

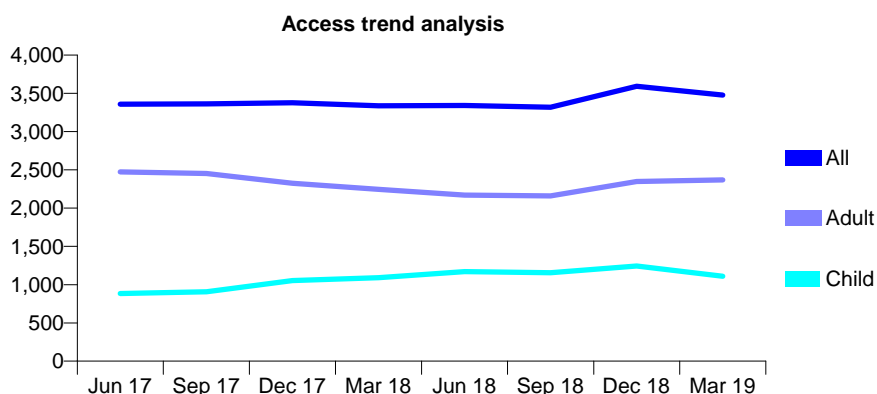
Q58 - Vital Signs At a Glance Contract Report for 193534/0001 - Year end March 2019

Name or company name	Community Dental Services CIC
Contract type name	Pilot Contract
Purpose of contract	General
Contract start date	01/04/2011
Contract end date	31/03/2021

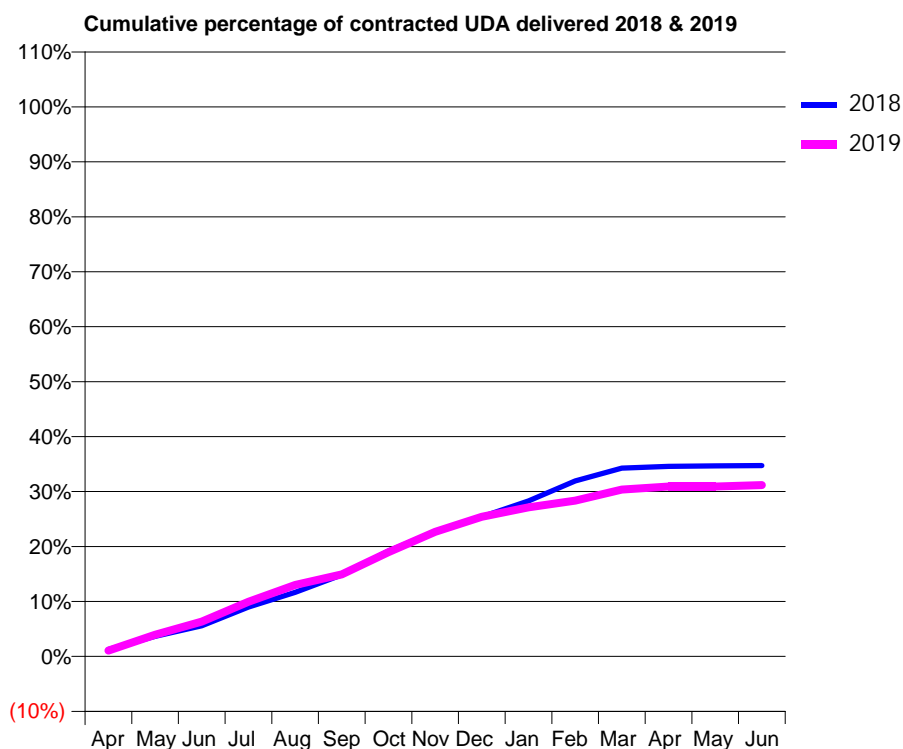
18/19 Contracted general activity (UDA)	13,170
Carry forward general activity (UDA)	0
18/19 Contracted orthodontic activity (UOA)	0
Carry forward orthodontic activity (UOA)	0
Baseline contract value	£370,584.90

ACCESS*

Patients seen in 24 months	Total	Change since previous quarter
Quarter ending March 2018	3,336	
Quarter ending June 2018	3,342	→
Quarter ending September 2018	3,317	→
Quarter ending December 2018	3,591	↑
Quarter ending March 2019	3,478	↓
Variance since March 2018	4.3%	↑



ACTIVITY



Month	Adjusted Scheduled Activity (UDA)	
	2018	2019
April	169	143
May	480	521
June	733	836
July	1,184	1,310
August	1,535	1,713
September	1,954	1,968
October	2,525	2,499
November	2,989	2,987
December	3,347	3,348
January	3,724	3,574
February	4,206	3,733
March	4,513	4,001
April	4,555	4,069
May	4,567	4,071
June	4,575	4,106

QUALITY

	Quantity	Base Number	Contract	AT	Region	England
% of FP17s for the same patient ID Re-attending within 3 months - Children	84	1,781	4.7%	11.1%	11.5%	11.8%
% of FP17s for the same patient ID Re-attending within 3 months - Adults	255	2,608	9.8%	14.7%	15.2%	15.7%
% of FP17s for the same patient ID Re-attending between 3 & 9 months - Children	615	1,781	34.5%	58.0%	60.2%	58.9%
% of FP17s for the same patient ID Re-attending between 3 & 9 months - Adults	679	2,608	26.0%	48.6%	51.8%	50.8%
% of FP17s for Band 1 Urgent Courses	453	2,962	15.3%	8.7%	8.1%	9.1%
% of FP17s Relating to Free Repair or Replacements	7	2,962	0.2%	0.7%	0.8%	0.8%
% of FP17s Relating to Continuations	25	2,962	0.8%	0.8%	0.9%	0.9%
% of Patients satisfied with the dentistry they have received	1	1	N/A	94.2%	92.7%	92.5%
% of Patients satisfied with the time they had to wait for an appointment	0	1	N/A	85.1%	87.4%	87.0%

* This is based on patients treated on this contract for their most recent course of treatment. Figures in italics indicate the base number of FP17s or Patient Questionnaire responses are less than 100. N/A is shown where the base number of responses is less than 10 during the period. % is calculated as Quantity/Base number*100

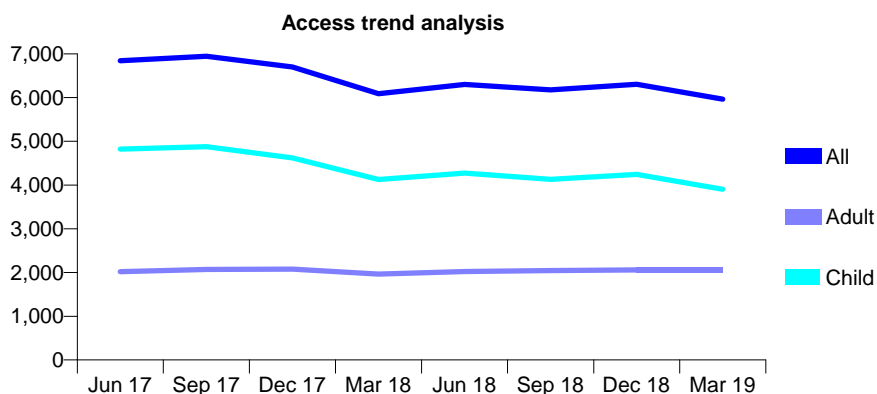
Q58 - Vital Signs At a Glance Contract Report for 193534/0002 - Year end March 2019

Name or company name	Community Dental Services CIC
Contract type name	PDS Contract
Purpose of contract	General
Contract start date	01/04/2011
Contract end date	31/03/2021

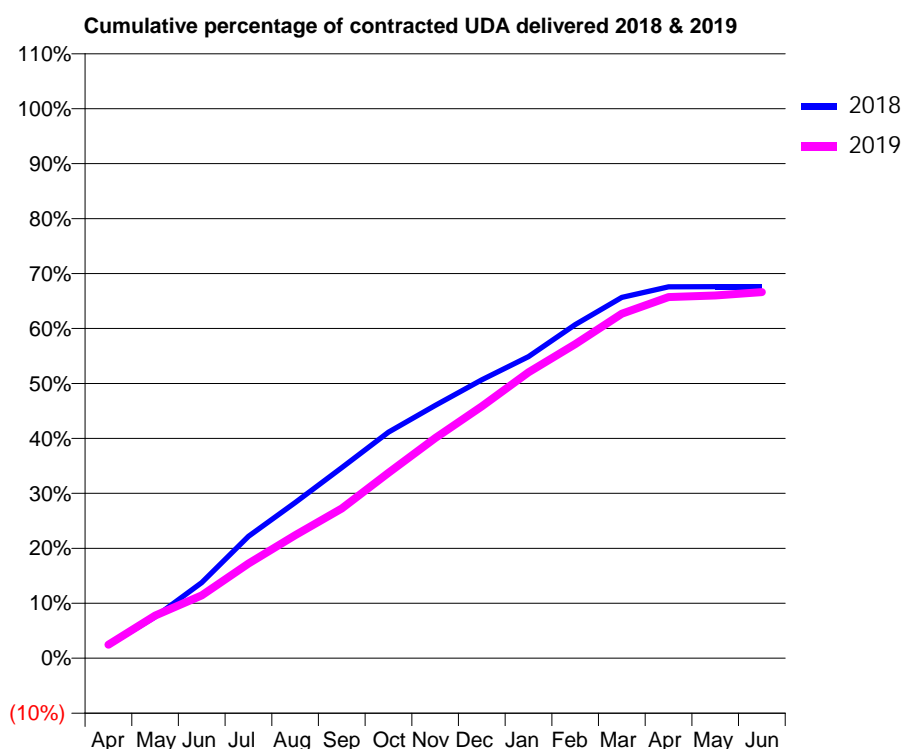
18/19 Contracted general activity (UDA)	18,917
Carry forward general activity (UDA)	0
18/19 Contracted orthodontic activity (UOA)	0
Carry forward orthodontic activity (UOA)	0
Baseline contract value	£2,395,212.18

ACCESS*

Patients seen in 24 months	Total	Change since previous quarter
Quarter ending March 2018	6,089	
Quarter ending June 2018	6,301	↑
Quarter ending September 2018	6,176	↓
Quarter ending December 2018	6,306	↑
Quarter ending March 2019	5,964	↓
Variance since March 2018	(2.1%)	↓



ACTIVITY



Month	Adjusted Scheduled Activity (UDA)	
	2018	2019
April	451	464
May	1,425	1,467
June	2,603	2,165
July	4,192	3,261
August	5,361	4,236
September	6,556	5,154
October	7,783	6,385
November	8,701	7,579
December	9,581	8,669
January	10,380	9,842
February	11,483	10,813
March	12,418	11,858
April	12,781	12,431
May	12,793	12,485
June	12,793	12,604

QUALITY

	Quantity	Base Number	Contract	AT	Region	England
% of FP17s for the same patient ID Re-attending within 3 months - Children	956	6,987	13.7%	11.1%	11.5%	11.8%
% of FP17s for the same patient ID Re-attending within 3 months - Adults	244	2,325	10.5%	14.7%	15.2%	15.7%
% of FP17s for the same patient ID Re-attending between 3 & 9 months - Children	2,798	6,987	40.0%	58.0%	60.2%	58.9%
% of FP17s for the same patient ID Re-attending between 3 & 9 months - Adults	805	2,325	34.6%	48.6%	51.8%	50.8%
% of FP17s for Band 1 Urgent Courses	349	9,079	3.8%	8.7%	8.1%	9.1%
% of FP17s Relating to Free Repair or Replacements	1	9,079	0.0%	0.7%	0.8%	0.8%
% of FP17s Relating to Continuations	503	9,079	5.5%	0.8%	0.9%	0.9%
% of Patients satisfied with the dentistry they have received	3	4	N/A	94.2%	92.7%	92.5%
% of Patients satisfied with the time they had to wait for an appointment	3	4	N/A	85.1%	87.4%	87.0%

* This is based on patients treated on this contract for their most recent course of treatment.

Figures in italics indicate the base number of FP17s or Patient Questionnaire responses are less than 100. N/A is shown where the base number of responses is less than 10 during the period. % is calculated as Quantity/Base number*100

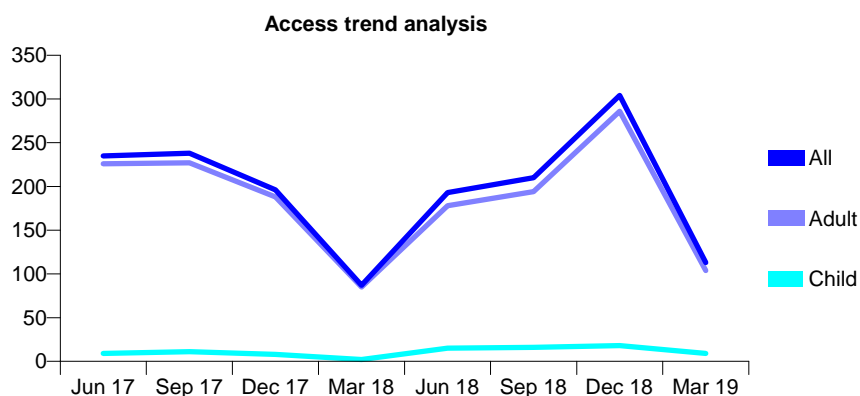
Q58 - Vital Signs At a Glance Contract Report for 193534/0003 - Year end March 2019

Name or company name	Community Dental Services CIC
Contract type name	PDS Contract
Purpose of contract	General
Contract start date	01/04/2011
Contract end date	31/03/2021

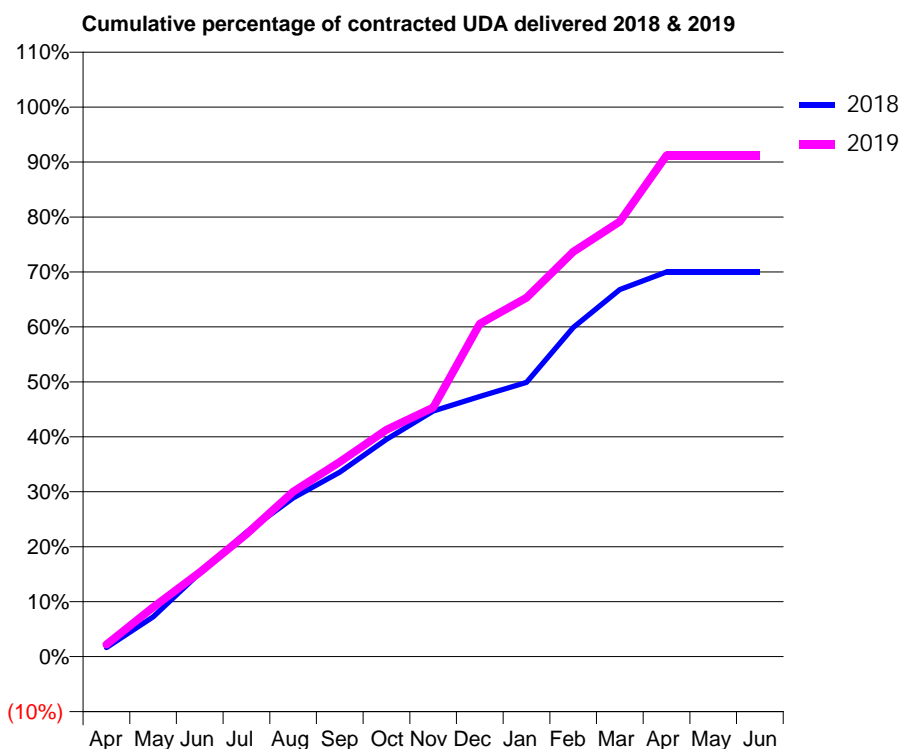
18/19 Contracted general activity (UDA)	1,090
Carry forward general activity (UDA)	0
18/19 Contracted orthodontic activity (UOA)	0
Carry forward orthodontic activity (UOA)	0
Baseline contract value	£150,609.03

ACCESS*

Patients seen in 24 months	Total	Change since previous quarter
Quarter ending March 2018	87	
Quarter ending June 2018	193	↑
Quarter ending September 2018	210	↑
Quarter ending December 2018	304	↑
Quarter ending March 2019	113	↓
Variance since March 2018	29.9%	↑



ACTIVITY



Month	Adjusted Scheduled Activity (UDA)	
	2018	2019
April	18	24
May	79	98
June	166	167
July	247	243
August	315	327
September	366	386
October	431	450
November	487	494
December	516	660
January	544	712
February	653	803
March	728	863
April	763	994
May	763	994
June	763	994

QUALITY

	Quantity	Base Number	Contract	AT	Region	England
% of FP17s for the same patient ID Re-attending within 3 months - Children	2	49	4.1%	11.1%	11.5%	11.8%
% of FP17s for the same patient ID Re-attending within 3 months - Adults	6	513	1.2%	14.7%	15.2%	15.7%
% of FP17s for the same patient ID Re-attending between 3 & 9 months - Children	2	49	4.1%	58.0%	60.2%	58.9%
% of FP17s for the same patient ID Re-attending between 3 & 9 months - Adults	7	513	1.4%	48.6%	51.8%	50.8%
% of FP17s for Band 1 Urgent Courses	0	528	0.0%	8.7%	8.1%	9.1%
% of FP17s Relating to Free Repair or Replacements	0	528	0.0%	0.7%	0.8%	0.8%
% of FP17s Relating to Continuations	0	528	0.0%	0.8%	0.9%	0.9%
% of Patients satisfied with the dentistry they have received	0	0	N/A	94.2%	92.7%	92.5%
% of Patients satisfied with the time they had to wait for an appointment	0	0	N/A	85.1%	87.4%	87.0%

* This is based on patients treated on this contract for their most recent course of treatment. Figures in italics indicate the base number of FP17s or Patient Questionnaire responses are less than 100. N/A is shown where the base number of responses is less than 10 during the period. % is calculated as Quantity/Base number*100

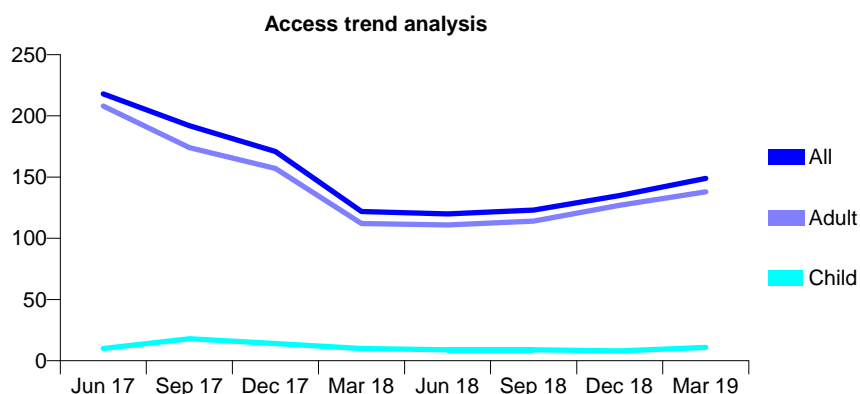
Q58 - Vital Signs At a Glance Contract Report for 193534/0004 - Year end March 2019

Name or company name	Community Dental Services CIC
Contract type name	PDS Contract
Purpose of contract	General
Contract start date	01/04/2011
Contract end date	31/03/2021

18/19 Contracted general activity (UDA)	740
Carry forward general activity (UDA)	0
18/19 Contracted orthodontic activity (UOA)	0
Carry forward orthodontic activity (UOA)	0
Baseline contract value	£81,862.01

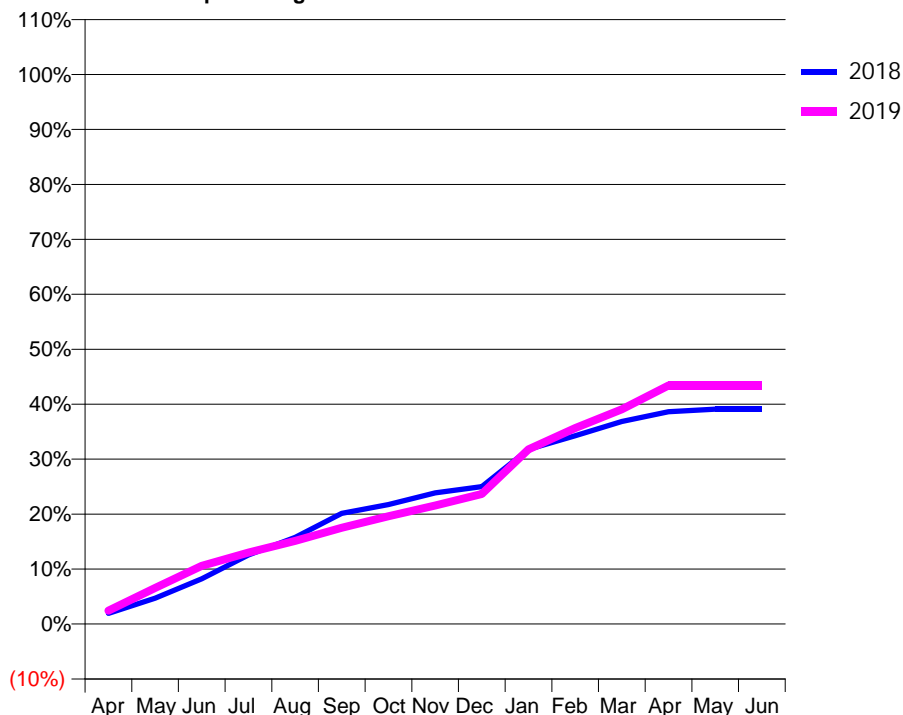
ACCESS*

Patients seen in 24 months	Total	Change since previous quarter
Quarter ending March 2018	122	
Quarter ending June 2018	120	↓
Quarter ending September 2018	123	↑
Quarter ending December 2018	135	↑
Quarter ending March 2019	149	↑
Variance since March 2018	22.1%	↑



ACTIVITY

Cumulative percentage of contracted UDA delivered 2018 & 2019



Month	Adjusted Scheduled Activity (UDA)	
	2018	2019
April	14	18
May	35	49
June	61	78
July	93	96
August	117	112
September	149	130
October	161	145
November	177	160
December	185	175
January	235	235
February	253	264
March	273	289
April	286	321
May	289	321
June	289	321

QUALITY

	Quantity	Base Number	Contract	AT	Region	England
% of FP17s for the same patient ID Re-attending within 3 months - Children	0	35	0.0%	11.1%	11.5%	11.8%
% of FP17s for the same patient ID Re-attending within 3 months - Adults	3	260	1.2%	14.7%	15.2%	15.7%
% of FP17s for the same patient ID Re-attending between 3 & 9 months - Children	1	35	2.9%	58.0%	60.2%	58.9%
% of FP17s for the same patient ID Re-attending between 3 & 9 months - Adults	2	260	0.8%	48.6%	51.8%	50.8%
% of FP17s for Band 1 Urgent Courses	271	284	95.4%	8.7%	8.1%	9.1%
% of FP17s Relating to Free Repair or Replacements	0	284	0.0%	0.7%	0.8%	0.8%
% of FP17s Relating to Continuations	3	284	1.1%	0.8%	0.9%	0.9%
% of Patients satisfied with the dentistry they have received	0	0	N/A	94.2%	92.7%	92.5%
% of Patients satisfied with the time they had to wait for an appointment	0	0	N/A	85.1%	87.4%	87.0%

* This is based on patients treated on this contract for their most recent course of treatment.

Figures in italics indicate the base number of FP17s or Patient Questionnaire responses are less than 100. N/A is shown where the base number of responses is less than 10 during the period. % is calculated as Quantity/Base number*100

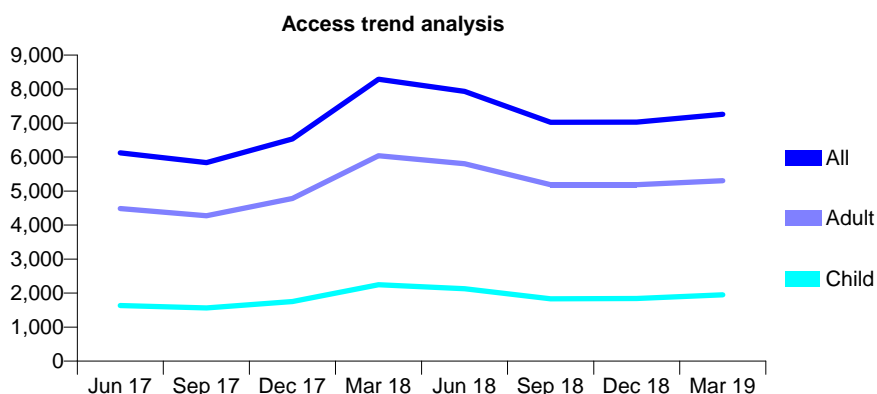
Q58 - Vital Signs At a Glance Contract Report for 196630/0001 - Year end March 2019

Name or company name	Cedar Road Dental Practice
Contract type name	GDS Contract
Purpose of contract	General
Contract start date	01/04/2006
Contract end date	

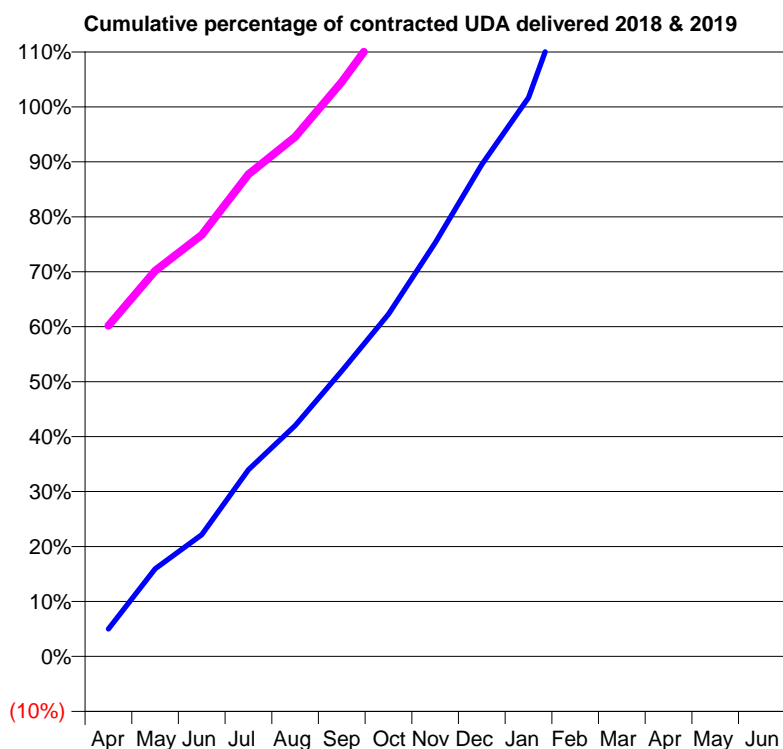
18/19 Contracted general activity (UDA)	14,190
Carry forward general activity (UDA)	-7,578
18/19 Contracted orthodontic activity (UOA)	0
Carry forward orthodontic activity (UOA)	0
Baseline contract value	£384,766.24

ACCESS*

Patients seen in 24 months	Total	Change since previous quarter
Quarter ending March 2018	8,287	
Quarter ending June 2018	7,933	↓
Quarter ending September 2018	7,024	↓
Quarter ending December 2018	7,031	→
Quarter ending March 2019	7,260	↑
Variance since March 2018	(12.4%)	↓



ACTIVITY



Month	Adjusted Scheduled Activity (UDA)	
	2018	2019
April	710	8,539
May	2,263	9,956
June	3,142	10,881
July	4,818	12,450
August	5,963	13,414
September	7,370	14,832
October	8,837	16,474
November	10,681	18,017
December	12,701	19,493
January	14,425	21,301
February	17,744	22,156
March	20,598	24,107
April	21,767	25,248
May	21,767	25,244
June	21,769	25,244

QUALITY

	Quantity	Base Number	Contract	AT	Region	England
% of FP17s for the same patient ID Re-attending within 3 months - Children	147	2,808	5.2%	11.1%	11.5%	11.8%
% of FP17s for the same patient ID Re-attending within 3 months - Adults	729	6,988	10.4%	14.7%	15.2%	15.7%
% of FP17s for the same patient ID Re-attending between 3 & 9 months - Children	1,550	2,808	55.2%	58.0%	60.2%	58.9%
% of FP17s for the same patient ID Re-attending between 3 & 9 months - Adults	3,305	6,988	47.3%	48.6%	51.8%	50.8%
% of FP17s for Band 1 Urgent Courses	594	9,803	6.1%	8.7%	8.1%	9.1%
% of FP17s Relating to Free Repair or Replacements	85	9,803	0.9%	0.7%	0.8%	0.8%
% of FP17s Relating to Continuations	30	9,803	0.3%	0.8%	0.9%	0.9%
% of Patients satisfied with the dentistry they have received	1	1	N/A	94.2%	92.7%	92.5%
% of Patients satisfied with the time they had to wait for an appointment	0	1	N/A	85.1%	87.4%	87.0%

* This is based on patients treated on this contract for their most recent course of treatment. Figures in italics indicate the base number of FP17s or Patient Questionnaire responses are less than 100. N/A is shown where the base number of responses is less than 10 during the period. % is calculated as Quantity/Base number*100

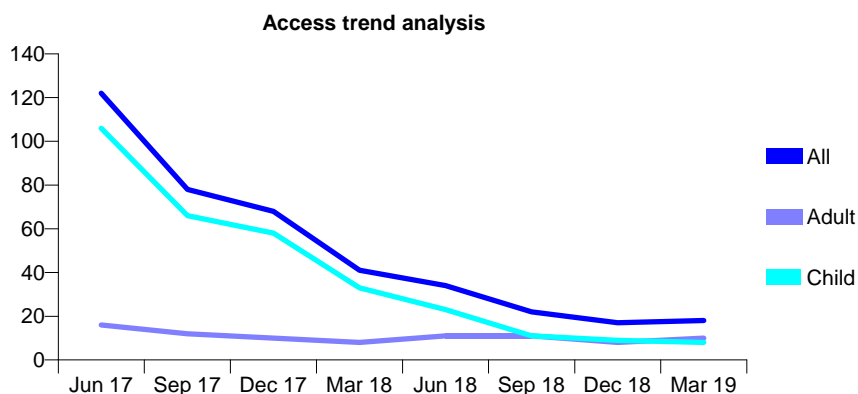
Q58 - Vital Signs At a Glance Contract Report for 196630/0003 - Year end March 2019

Name or company name	Cedar Road Dental Practice
Contract type name	GDS Contract
Purpose of contract	General
Contract start date	01/04/2006
Contract end date	

18/19 Contracted general activity (UDA)	2,250
Carry forward general activity (UDA)	0
18/19 Contracted orthodontic activity (UOA)	0
Carry forward orthodontic activity (UOA)	0
Baseline contract value	£84,529.36

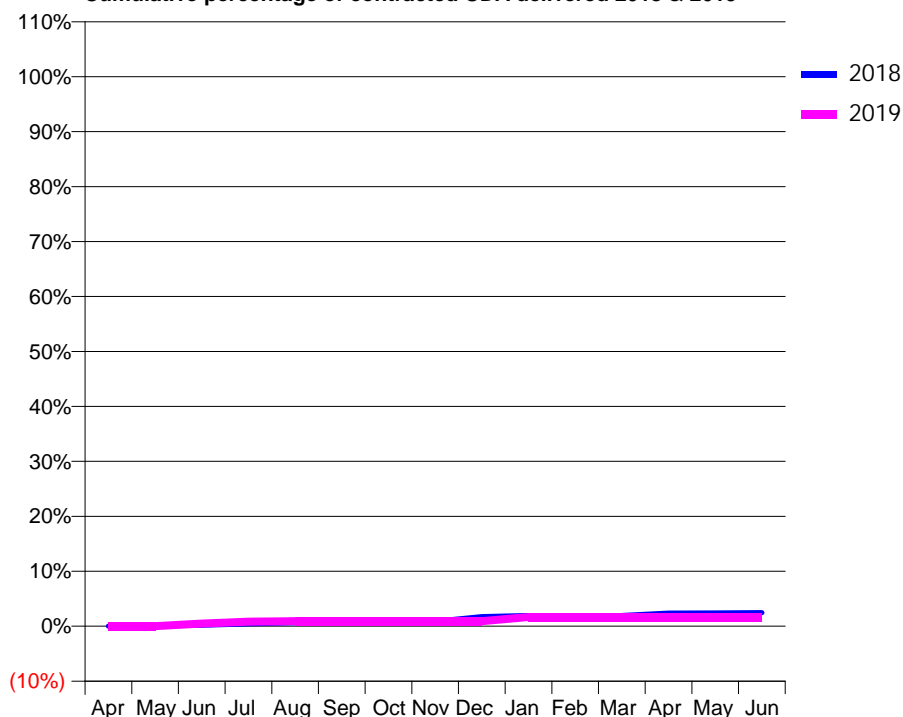
ACCESS*

Patients seen in 24 months	Total	Change since previous quarter
Quarter ending March 2018	41	
Quarter ending June 2018	34	↓
Quarter ending September 2018	22	↓
Quarter ending December 2018	17	↓
Quarter ending March 2019	18	↑
Variance since March 2018	(56.1%)	↓



ACTIVITY

Cumulative percentage of contracted UDA delivered 2018 & 2019



Adjusted Scheduled Activity (UDA)

Month	2018	2019
April	0	0
May	3	0
June	4	11
July	10	19
August	15	21
September	16	21
October	16	21
November	20	21
December	39	21
January	44	38
February	44	38
March	44	38
April	53	38
May	54	38
June	55	38

QUALITY

	Quantity	Base Number	Contract	AT	Region	England
% of FP17s for the same patient ID Re-attending within 3 months - Children	1	11	9.1%	11.1%	11.5%	11.8%
% of FP17s for the same patient ID Re-attending within 3 months - Adults	0	16	0.0%	14.7%	15.2%	15.7%
% of FP17s for the same patient ID Re-attending between 3 & 9 months - Children	0	11	0.0%	58.0%	60.2%	58.9%
% of FP17s for the same patient ID Re-attending between 3 & 9 months - Adults	0	16	0.0%	48.6%	51.8%	50.8%
% of FP17s for Band 1 Urgent Courses	0	15	0.0%	8.7%	8.1%	9.1%
% of FP17s Relating to Free Repair or Replacements	0	15	0.0%	0.7%	0.8%	0.8%
% of FP17s Relating to Continuations	0	15	0.0%	0.8%	0.9%	0.9%
% of Patients satisfied with the dentistry they have received	0	0	N/A	94.2%	92.7%	92.5%
% of Patients satisfied with the time they had to wait for an appointment	0	0	N/A	85.1%	87.4%	87.0%

* This is based on patients treated on this contract for their most recent course of treatment.

Figures in italics indicate the base number of FP17s or Patient Questionnaire responses are less than 100. N/A is shown where the base number of responses is less than 10 during the period. % is calculated as Quantity/Base number*100

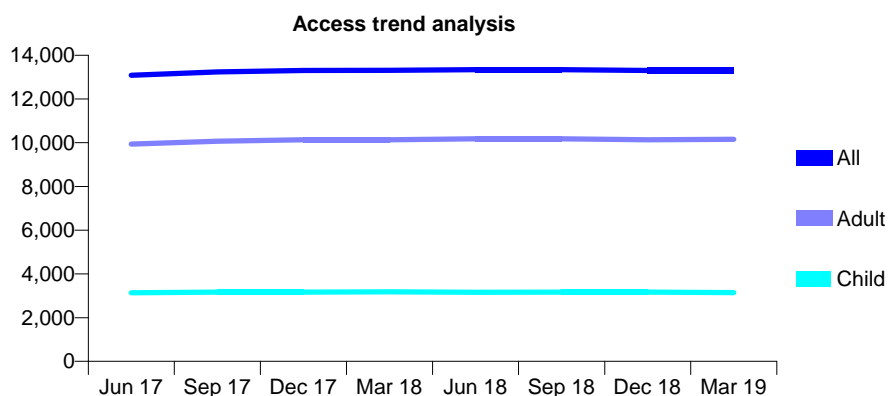
Q58 - Vital Signs At a Glance Contract Report for 197874/0001 - Year end March 2019

Name or company name	Oradi Ltd
Contract type name	Pilot Contract
Purpose of contract	General and Orthodontic
Contract start date	01/04/2008
Contract end date	

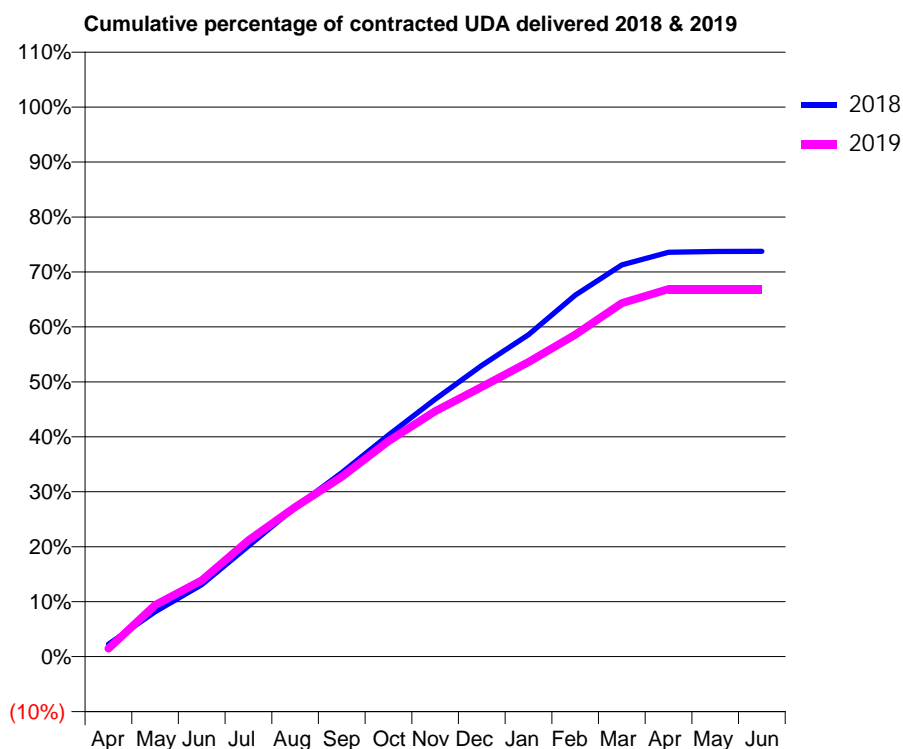
18/19 Contracted general activity (UDA)	47,659
Carry forward general activity (UDA)	0
18/19 Contracted orthodontic activity (UOA)	0
Carry forward orthodontic activity (UOA)	0
Baseline contract value	£1,311,586.51

ACCESS*

Patients seen in 24 months	Total	Change since previous quarter
Quarter ending March 2018	13,315	
Quarter ending June 2018	13,338	→
Quarter ending September 2018	13,345	→
Quarter ending December 2018	13,305	→
Quarter ending March 2019	13,299	→
Variance since March 2018	(0.1%)	→



ACTIVITY



Month	Adjusted Scheduled Activity (UDA)	
	2018	2019
April	1,084	699
May	3,895	4,484
June	6,240	6,604
July	9,590	10,075
August	12,943	12,975
September	15,950	15,596
October	19,217	18,693
November	22,322	21,283
December	25,250	23,385
January	27,922	25,543
February	31,352	27,909
March	33,970	30,657
April	35,075	31,866
May	35,144	31,881
June	35,148	31,881

QUALITY

	Quantity	Base Number	Contract	AT	Region	England
% of FP17s for the same patient ID Re-attending within 3 months - Children	239	4,319	5.5%	11.1%	11.5%	11.8%
% of FP17s for the same patient ID Re-attending within 3 months - Adults	1,074	10,257	10.5%	14.7%	15.2%	15.7%
% of FP17s for the same patient ID Re-attending between 3 & 9 months - Children	2,421	4,319	56.1%	58.0%	60.2%	58.9%
% of FP17s for the same patient ID Re-attending between 3 & 9 months - Adults	4,566	10,257	44.5%	48.6%	51.8%	50.8%
% of FP17s for Band 1 Urgent Courses	439	14,490	3.0%	8.7%	8.1%	9.1%
% of FP17s Relating to Free Repair or Replacements	97	14,490	0.7%	0.7%	0.8%	0.8%
% of FP17s Relating to Continuations	59	14,490	0.4%	0.8%	0.9%	0.9%
% of Patients satisfied with the dentistry they have received	3	3	N/A	94.2%	92.7%	92.5%
% of Patients satisfied with the time they had to wait for an appointment	3	3	N/A	85.1%	87.4%	87.0%

* This is based on patients treated on this contract for their most recent course of treatment. Figures in italics indicate the base number of FP17s or Patient Questionnaire responses are less than 100. N/A is shown where the base number of responses is less than 10 during the period. % is calculated as Quantity/Base number*100

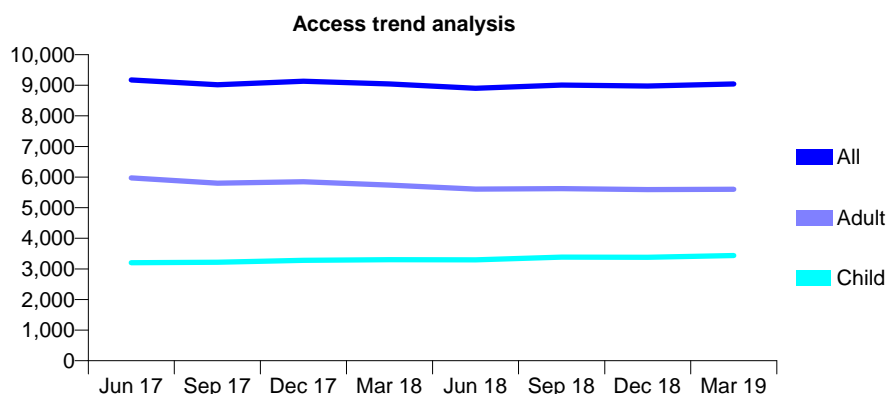
Q58 - Vital Signs At a Glance Contract Report for 198900/0001 - Year end March 2019

Name or company name	MARAH Limited
Contract type name	GDS Contract
Purpose of contract	General
Contract start date	01/12/2011
Contract end date	

18/19 Contracted general activity (UDA)	21,838
Carry forward general activity (UDA)	279
18/19 Contracted orthodontic activity (UOA)	0
Carry forward orthodontic activity (UOA)	0
Baseline contract value	£646,157.49

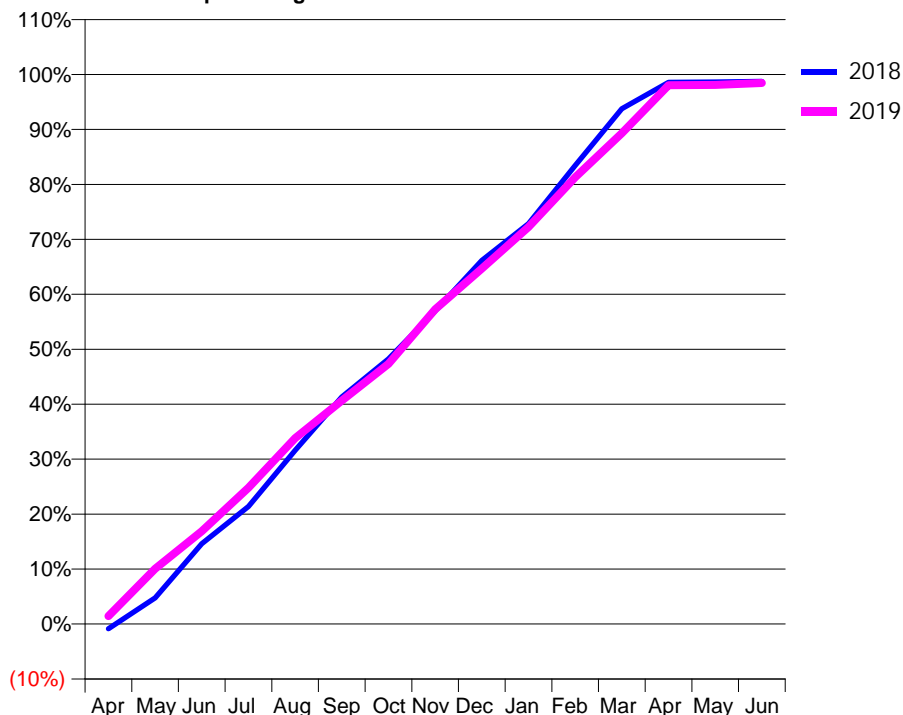
ACCESS*

Patients seen in 24 months	Total	Change since previous quarter
Quarter ending March 2018	9,043	
Quarter ending June 2018	8,906	↓
Quarter ending September 2018	9,007	→
Quarter ending December 2018	8,972	→
Quarter ending March 2019	9,044	→
Variance since March 2018	0.0%	→



ACTIVITY

Cumulative percentage of contracted UDA delivered 2018 & 2019



Month	Adjusted Scheduled Activity (UDA)	
	2018	2019
April	-191	313
May	1,041	2,196
June	3,193	3,688
July	4,674	5,415
August	6,901	7,388
September	9,020	8,873
October	10,533	10,335
November	12,445	12,502
December	14,446	14,119
January	15,907	15,772
February	18,225	17,750
March	20,475	19,502
April	21,524	21,410
May	21,538	21,422
June	21,558	21,497

QUALITY

	Quantity	Base Number	Contract	AT	Region	England
% of FP17s for the same patient ID Re-attending within 3 months - Children	611	5,702	10.7%	11.1%	11.5%	11.8%
% of FP17s for the same patient ID Re-attending within 3 months - Adults	805	6,264	12.9%	14.7%	15.2%	15.7%
% of FP17s for the same patient ID Re-attending between 3 & 9 months - Children	3,496	5,702	61.3%	58.0%	60.2%	58.9%
% of FP17s for the same patient ID Re-attending between 3 & 9 months - Adults	2,890	6,264	46.1%	48.6%	51.8%	50.8%
% of FP17s for Band 1 Urgent Courses	656	11,898	5.5%	8.7%	8.1%	9.1%
% of FP17s Relating to Free Repair or Replacements	43	11,898	0.4%	0.7%	0.8%	0.8%
% of FP17s Relating to Continuations	215	11,898	1.8%	0.8%	0.9%	0.9%
% of Patients satisfied with the dentistry they have received	2	2	N/A	94.2%	92.7%	92.5%
% of Patients satisfied with the time they had to wait for an appointment	2	2	N/A	85.1%	87.4%	87.0%

* This is based on patients treated on this contract for their most recent course of treatment.

Figures in italics indicate the base number of FP17s or Patient Questionnaire responses are less than 100. N/A is shown where the base number of responses is less than 10 during the period. % is calculated as Quantity/Base number*100

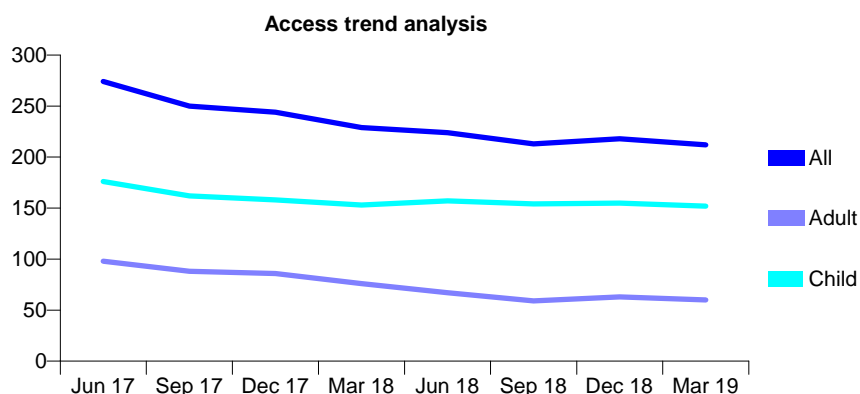
Q58 - Vital Signs At a Glance Contract Report for 201162/0003 - Year end March 2019

Name or company name	MR JG MCKEON
Contract type name	GDS Contract
Purpose of contract	General
Contract start date	01/04/2010
Contract end date	

18/19 Contracted general activity (UDA)	1,872
Carry forward general activity (UDA)	0
18/19 Contracted orthodontic activity (UOA)	0
Carry forward orthodontic activity (UOA)	0
Baseline contract value	£50,796.22

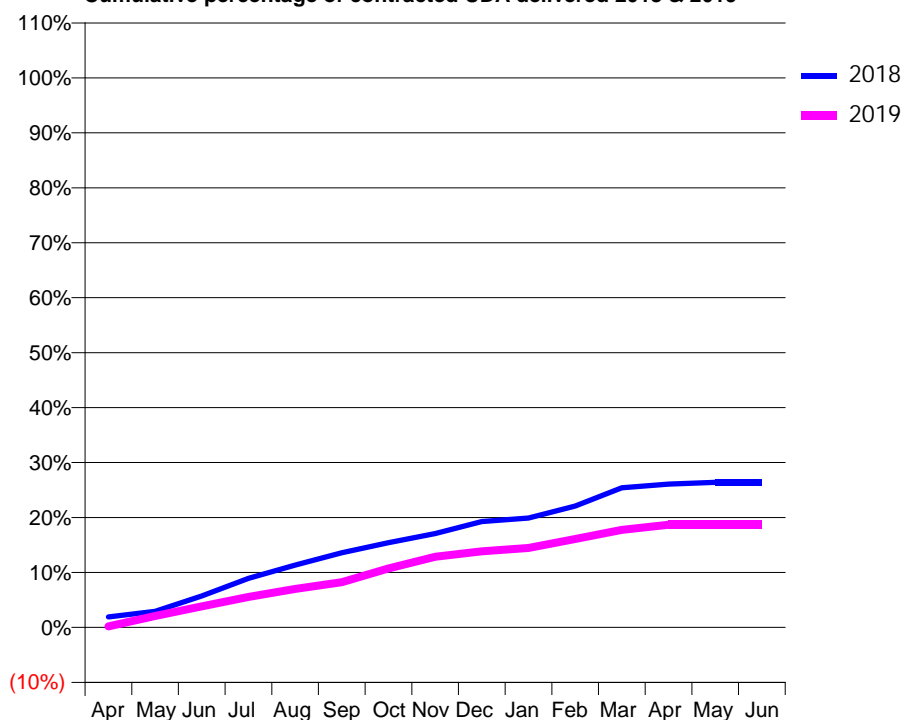
ACCESS*

Patients seen in 24 months	Total	Change since previous quarter
Quarter ending March 2018	229	
Quarter ending June 2018	224	↓
Quarter ending September 2018	213	↓
Quarter ending December 2018	218	↑
Quarter ending March 2019	212	↓
Variance since March 2018	(7.4%)	↓



ACTIVITY

Cumulative percentage of contracted UDA delivered 2018 & 2019



Adjusted Scheduled Activity (UDA)

Month	2018	2019
April	23	4
May	35	39
June	69	72
July	107	104
August	136	131
September	163	154
October	185	201
November	205	241
December	231	259
January	239	270
February	265	301
March	305	332
April	313	349
May	317	349
June	317	349

QUALITY

	Quantity	Base Number	Contract	AT	Region	England
% of FP17s for the same patient ID Re-attending within 3 months - Children	9	213	4.2%	11.1%	11.5%	11.8%
% of FP17s for the same patient ID Re-attending within 3 months - Adults	0	35	0.0%	14.7%	15.2%	15.7%
% of FP17s for the same patient ID Re-attending between 3 & 9 months - Children	92	213	43.2%	58.0%	60.2%	58.9%
% of FP17s for the same patient ID Re-attending between 3 & 9 months - Adults	20	35	57.1%	48.6%	51.8%	50.8%
% of FP17s for Band 1 Urgent Courses	2	238	0.8%	8.7%	8.1%	9.1%
% of FP17s Relating to Free Repair or Replacements	0	238	0.0%	0.7%	0.8%	0.8%
% of FP17s Relating to Continuations	2	238	0.8%	0.8%	0.9%	0.9%
% of Patients satisfied with the dentistry they have received	0	0	N/A	94.2%	92.7%	92.5%
% of Patients satisfied with the time they had to wait for an appointment	0	0	N/A	85.1%	87.4%	87.0%

* This is based on patients treated on this contract for their most recent course of treatment. Figures in italics indicate the base number of FP17s or Patient Questionnaire responses are less than 100. N/A is shown where the base number of responses is less than 10 during the period. % is calculated as Quantity/Base number*100

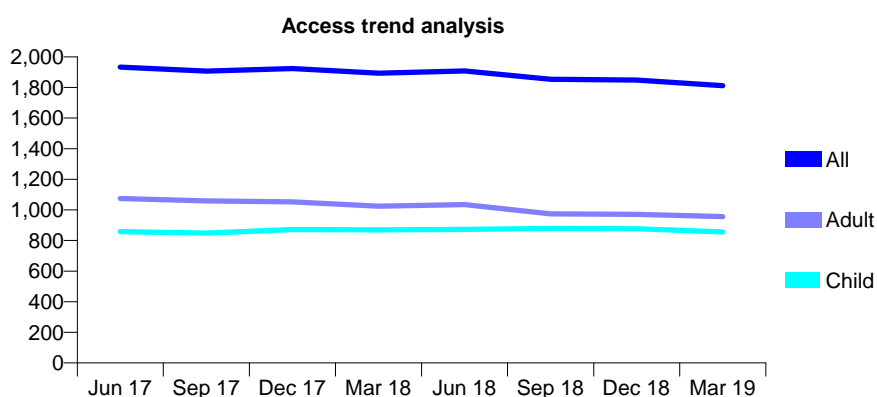
Q58 - Vital Signs At a Glance Contract Report for 207837/0001 - Year end March 2019

Name or company name	MR RK DESAI
Contract type name	GDS Contract
Purpose of contract	General
Contract start date	01/04/2006
Contract end date	

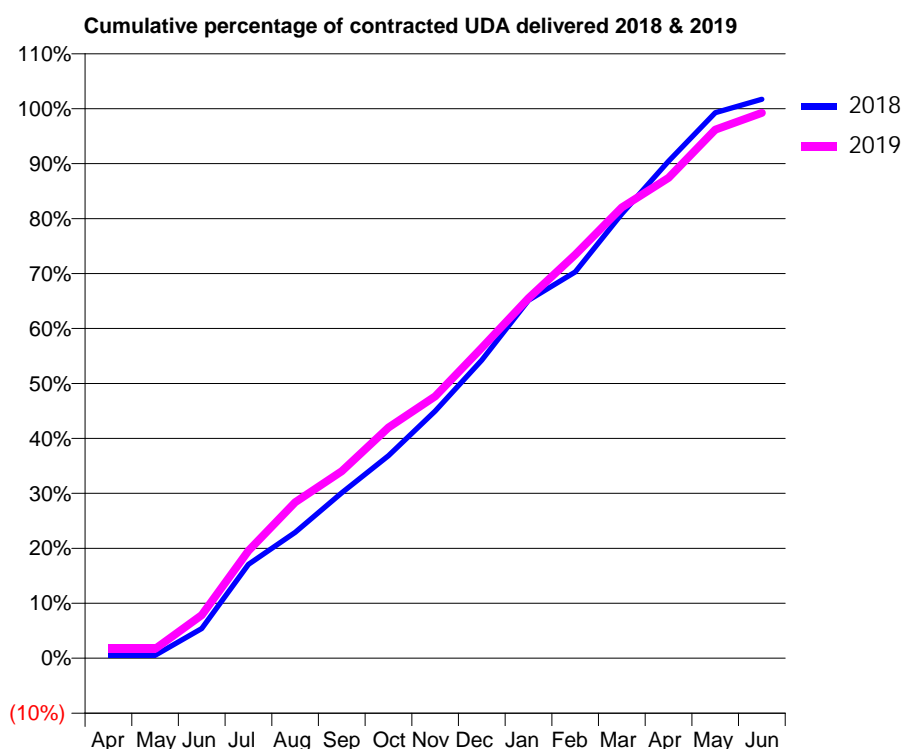
18/19 Contracted general activity (UDA)	4,943
Carry forward general activity (UDA)	-85
18/19 Contracted orthodontic activity (UOA)	0
Carry forward orthodontic activity (UOA)	0
Baseline contract value	£160,780.11

ACCESS*

Patients seen in 24 months	Total	Change since previous quarter
Quarter ending March 2018	1,893	
Quarter ending June 2018	1,908	→
Quarter ending September 2018	1,853	↓
Quarter ending December 2018	1,848	→
Quarter ending March 2019	1,812	↓
Variance since March 2018	(4.3%)	↓



ACTIVITY



Adjusted Scheduled Activity (UDA)		
Month	2018	2019
April	27	85
May	27	85
June	267	388
July	843	966
August	1,132	1,403
September	1,488	1,682
October	1,822	2,076
November	2,223	2,356
December	2,682	2,792
January	3,219	3,238
February	3,474	3,631
March	3,998	4,055
April	4,470	4,320
May	4,907	4,754
June	5,028	4,905

QUALITY

	Quantity	Base Number	Contract	AT	Region	England
% of FP17s for the same patient ID Re-attending within 3 months - Children	64	1,169	5.5%	11.1%	11.5%	11.8%
% of FP17s for the same patient ID Re-attending within 3 months - Adults	112	965	11.6%	14.7%	15.2%	15.7%
% of FP17s for the same patient ID Re-attending between 3 & 9 months - Children	621	1,169	53.1%	58.0%	60.2%	58.9%
% of FP17s for the same patient ID Re-attending between 3 & 9 months - Adults	320	965	33.2%	48.6%	51.8%	50.8%
% of FP17s for Band 1 Urgent Courses	229	2,063	11.1%	8.7%	8.1%	9.1%
% of FP17s Relating to Free Repair or Replacements	65	2,063	3.2%	0.7%	0.8%	0.8%
% of FP17s Relating to Continuations	13	2,063	0.6%	0.8%	0.9%	0.9%
% of Patients satisfied with the dentistry they have received	2	2	N/A	94.2%	92.7%	92.5%
% of Patients satisfied with the time they had to wait for an appointment	2	2	N/A	85.1%	87.4%	87.0%

* This is based on patients treated on this contract for their most recent course of treatment.

Figures in italics indicate the base number of FP17s or Patient Questionnaire responses are less than 100. N/A is shown where the base number of responses is less than 10 during the period. % is calculated as Quantity/Base number*100

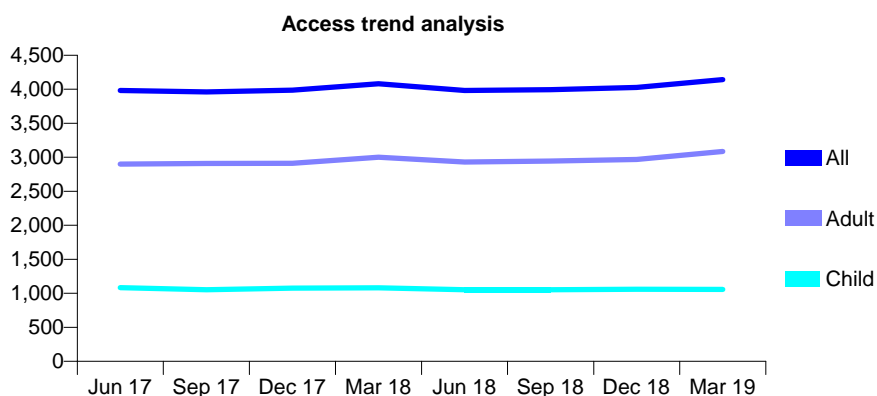
Q58 - Vital Signs At a Glance Contract Report for 213632/0001 - Year end March 2019

Name or company name	MR HW CHAN
Contract type name	GDS Contract
Purpose of contract	General
Contract start date	01/04/2006
Contract end date	

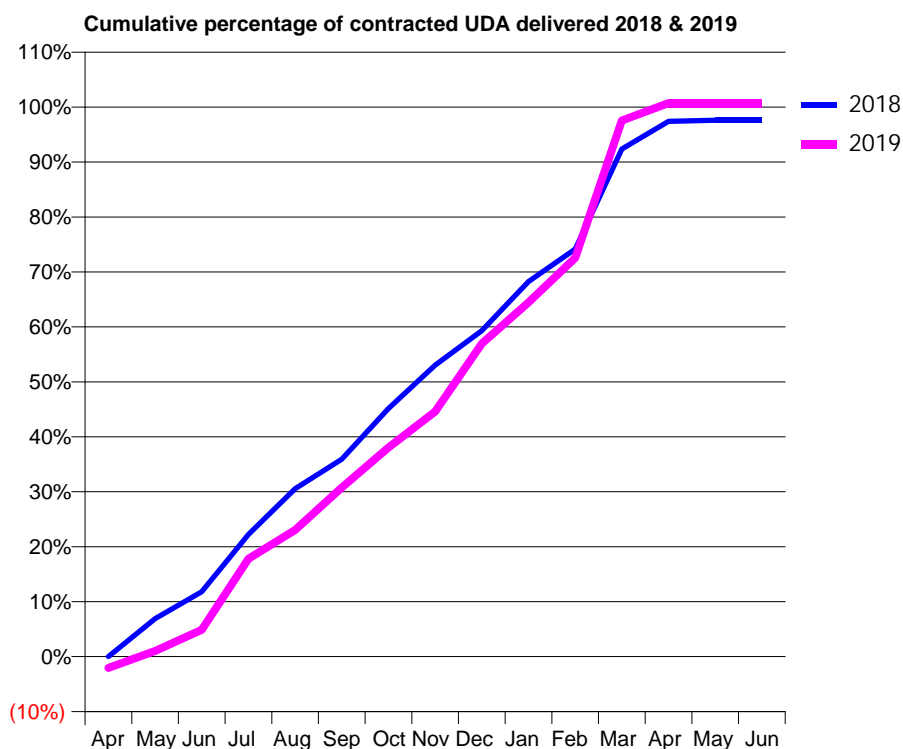
18/19 Contracted general activity (UDA)	12,000
Carry forward general activity (UDA)	286
18/19 Contracted orthodontic activity (UOA)	0
Carry forward orthodontic activity (UOA)	0
Baseline contract value	£298,124.40

ACCESS*

Patients seen in 24 months	Total	Change since previous quarter
Quarter ending March 2018	4,082	
Quarter ending June 2018	3,984	↓
Quarter ending September 2018	3,995	→
Quarter ending December 2018	4,026	→
Quarter ending March 2019	4,143	↑
Variance since March 2018	1.5%	→



ACTIVITY



Month	Adjusted Scheduled Activity (UDA)	
	2018	2019
April	0	-248
May	826	123
June	1,409	586
July	2,655	2,137
August	3,647	2,764
September	4,287	3,690
October	5,387	4,565
November	6,331	5,350
December	7,077	6,832
January	8,147	7,737
February	8,852	8,708
March	11,022	11,706
April	11,623	12,085
May	11,648	12,085
June	11,649	12,085

QUALITY

	Quantity	Base Number	Contract	AT	Region	England
% of FP17s for the same patient ID Re-attending within 3 months - Children	43	1,571	2.7%	11.1%	11.5%	11.8%
% of FP17s for the same patient ID Re-attending within 3 months - Adults	256	4,086	6.3%	14.7%	15.2%	15.7%
% of FP17s for the same patient ID Re-attending between 3 & 9 months - Children	1,097	1,571	69.8%	58.0%	60.2%	58.9%
% of FP17s for the same patient ID Re-attending between 3 & 9 months - Adults	2,605	4,086	63.8%	48.6%	51.8%	50.8%
% of FP17s for Band 1 Urgent Courses	7	5,551	0.1%	8.7%	8.1%	9.1%
% of FP17s Relating to Free Repair or Replacements	11	5,551	0.2%	0.7%	0.8%	0.8%
% of FP17s Relating to Continuations	0	5,551	0.0%	0.8%	0.9%	0.9%
% of Patients satisfied with the dentistry they have received	2	2	N/A	94.2%	92.7%	92.5%
% of Patients satisfied with the time they had to wait for an appointment	2	2	N/A	85.1%	87.4%	87.0%

* This is based on patients treated on this contract for their most recent course of treatment. Figures in italics indicate the base number of FP17s or Patient Questionnaire responses are less than 100. N/A is shown where the base number of responses is less than 10 during the period. % is calculated as Quantity/Base number*100

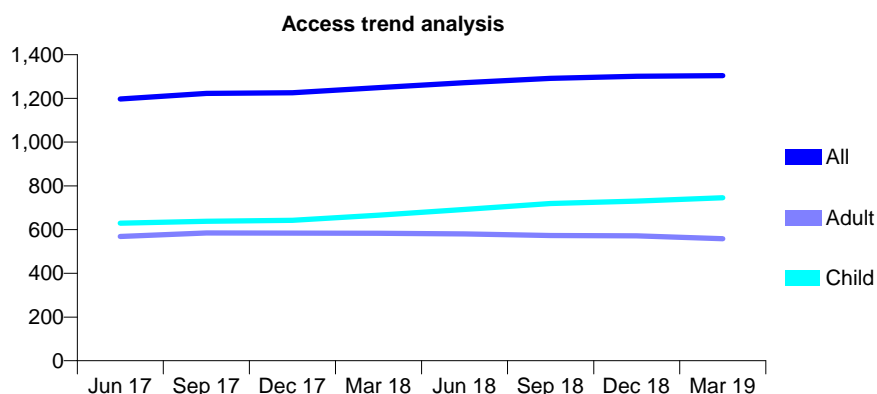
Q58 - Vital Signs At a Glance Contract Report for 214248/0002 - Year end March 2019

Name or company name	Alexandra Dental Practice
Contract type name	GDS Contract
Purpose of contract	General
Contract start date	01/09/2015
Contract end date	

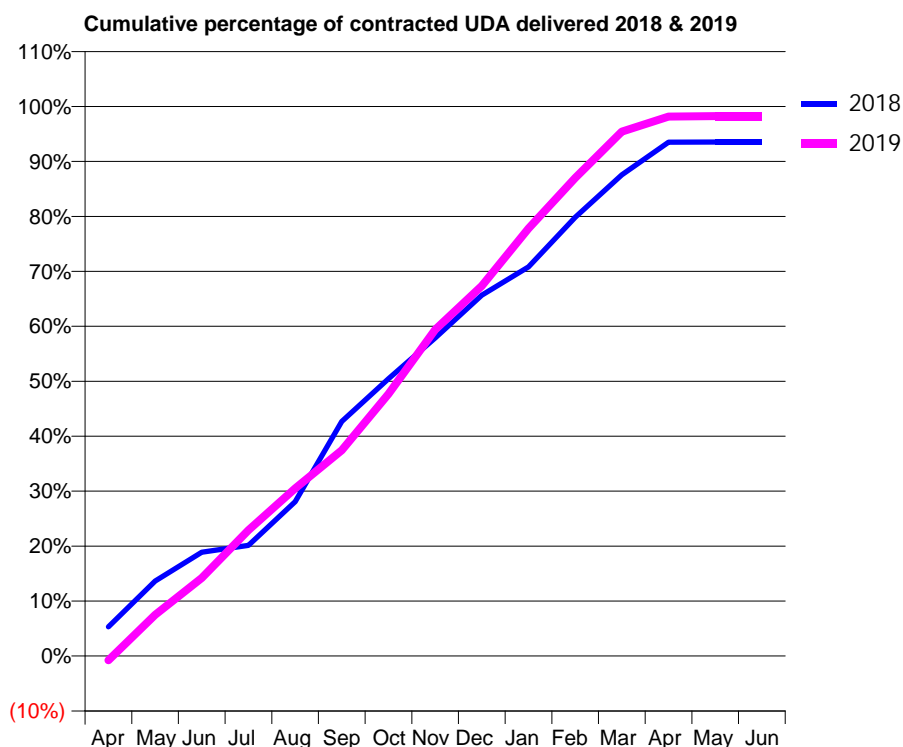
18/19 Contracted general activity (UDA)	2,754
Carry forward general activity (UDA)	178
18/19 Contracted orthodontic activity (UOA)	0
Carry forward orthodontic activity (UOA)	0
Baseline contract value	£68,319.62

ACCESS*

Patients seen in 24 months	Total	Change since previous quarter
Quarter ending March 2018	1,249	
Quarter ending June 2018	1,272	→
Quarter ending September 2018	1,292	→
Quarter ending December 2018	1,301	→
Quarter ending March 2019	1,304	→
Variance since March 2018	4.4%	↑



ACTIVITY



Month	Adjusted Scheduled Activity (UDA)	
	2018	2019
April	146	-22
May	376	207
June	520	392
July	555	631
August	774	840
September	1,175	1,031
October	1,390	1,313
November	1,594	1,636
December	1,808	1,855
January	1,950	2,143
February	2,199	2,396
March	2,412	2,627
April	2,575	2,703
May	2,576	2,706
June	2,576	2,706

QUALITY

	Quantity	Base Number	Contract	AT	Region	England
% of FP17s for the same patient ID Re-attending within 3 months - Children	70	1,128	6.2%	11.1%	11.5%	11.8%
% of FP17s for the same patient ID Re-attending within 3 months - Adults	54	695	7.8%	14.7%	15.2%	15.7%
% of FP17s for the same patient ID Re-attending between 3 & 9 months - Children	653	1,128	57.9%	58.0%	60.2%	58.9%
% of FP17s for the same patient ID Re-attending between 3 & 9 months - Adults	441	695	63.5%	48.6%	51.8%	50.8%
% of FP17s for Band 1 Urgent Courses	89	1,810	4.9%	8.7%	8.1%	9.1%
% of FP17s Relating to Free Repair or Replacements	4	1,810	0.2%	0.7%	0.8%	0.8%
% of FP17s Relating to Continuations	25	1,810	1.4%	0.8%	0.9%	0.9%
% of Patients satisfied with the dentistry they have received	0	0	N/A	94.2%	92.7%	92.5%
% of Patients satisfied with the time they had to wait for an appointment	0	0	N/A	85.1%	87.4%	87.0%

* This is based on patients treated on this contract for their most recent course of treatment. Figures in italics indicate the base number of FP17s or Patient Questionnaire responses are less than 100. N/A is shown where the base number of responses is less than 10 during the period. % is calculated as Quantity/Base number*100

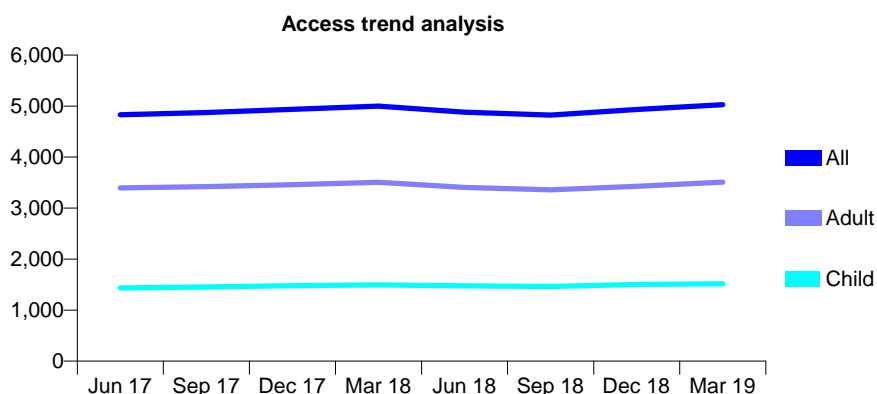
Q58 - Vital Signs At a Glance Contract Report for 215090/0001 - Year end March 2019

Name or company name	MR SJ GORAN
Contract type name	GDS Contract
Purpose of contract	General
Contract start date	01/04/2006
Contract end date	

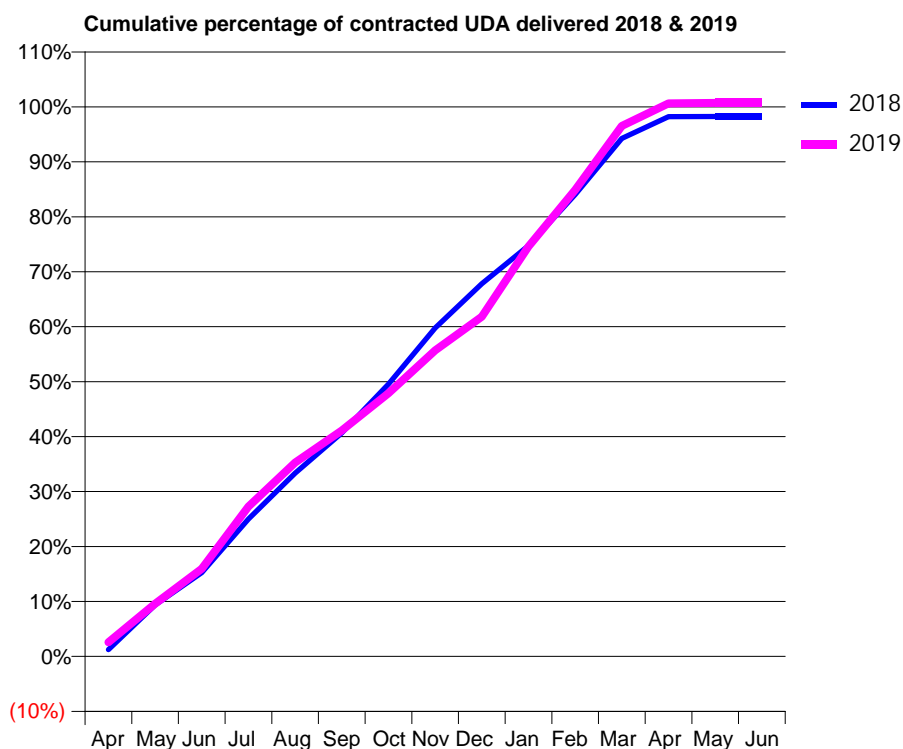
18/19 Contracted general activity (UDA)	13,270
Carry forward general activity (UDA)	232
18/19 Contracted orthodontic activity (UOA)	0
Carry forward orthodontic activity (UOA)	0
Baseline contract value	£361,133.52

ACCESS*

Patients seen in 24 months	Total	Change since previous quarter
Quarter ending March 2018	5,001	
Quarter ending June 2018	4,881	↓
Quarter ending September 2018	4,822	↓
Quarter ending December 2018	4,933	↑
Quarter ending March 2019	5,029	→
Variance since March 2018	0.6%	→



ACTIVITY



Month	Adjusted Scheduled Activity (UDA)	
	2018	2019
April	167	342
May	1,243	1,275
June	2,025	2,116
July	3,319	3,621
August	4,425	4,683
September	5,399	5,456
October	6,574	6,354
November	7,934	7,391
December	9,000	8,203
January	9,920	9,899
February	11,156	11,265
March	12,506	12,808
April	13,035	13,354
May	13,037	13,365
June	13,037	13,367

QUALITY

	Quantity	Base Number	Contract	AT	Region	England
% of FP17s for the same patient ID Re-attending within 3 months - Children	201	2,015	10.0%	11.1%	11.5%	11.8%
% of FP17s for the same patient ID Re-attending within 3 months - Adults	962	4,385	21.9%	14.7%	15.2%	15.7%
% of FP17s for the same patient ID Re-attending between 3 & 9 months - Children	1,010	2,015	50.1%	58.0%	60.2%	58.9%
% of FP17s for the same patient ID Re-attending between 3 & 9 months - Adults	1,610	4,385	36.7%	48.6%	51.8%	50.8%
% of FP17s for Band 1 Urgent Courses	1,118	6,416	17.4%	8.7%	8.1%	9.1%
% of FP17s Relating to Free Repair or Replacements	14	6,416	0.2%	0.7%	0.8%	0.8%
% of FP17s Relating to Continuations	26	6,416	0.4%	0.8%	0.9%	0.9%
% of Patients satisfied with the dentistry they have received	1	1	N/A	94.2%	92.7%	92.5%
% of Patients satisfied with the time they had to wait for an appointment	1	1	N/A	85.1%	87.4%	87.0%

* This is based on patients treated on this contract for their most recent course of treatment. Figures in italics indicate the base number of FP17s or Patient Questionnaire responses are less than 100. N/A is shown where the base number of responses is less than 10 during the period. % is calculated as Quantity/Base number*100

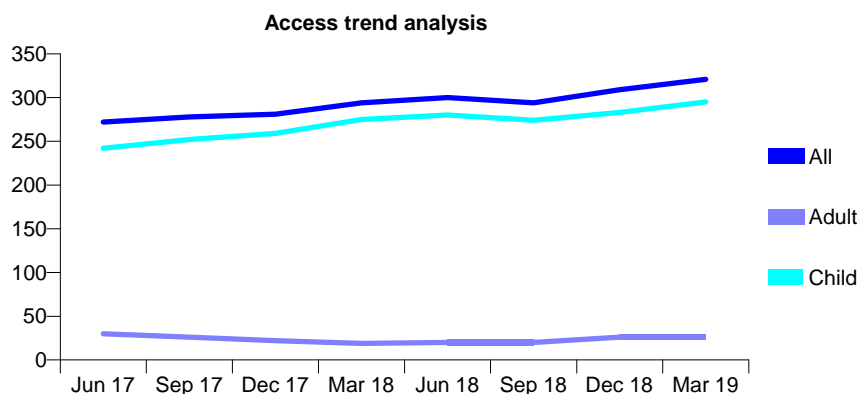
Q58 - Vital Signs At a Glance Contract Report for 221643/0002 - Year end March 2019

Name or company name	MR R MISTRY
Contract type name	GDS Contract
Purpose of contract	General
Contract start date	01/04/2006
Contract end date	

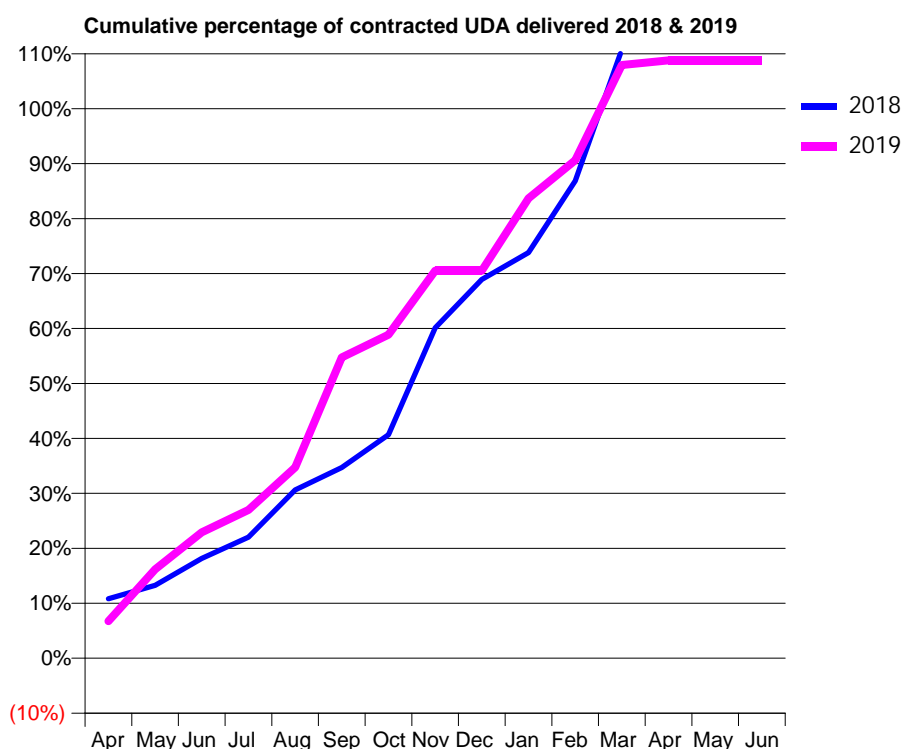
18/19 Contracted general activity (UDA)	490
Carry forward general activity (UDA)	-9
18/19 Contracted orthodontic activity (UOA)	0
Carry forward orthodontic activity (UOA)	0
Baseline contract value	£14,782.76

ACCESS*

Patients seen in 24 months	Total	Change since previous quarter
Quarter ending March 2018	294	
Quarter ending June 2018	300	↑
Quarter ending September 2018	294	↓
Quarter ending December 2018	309	↑
Quarter ending March 2019	321	↑
Variance since March 2018	9.2%	↑



ACTIVITY



Month	2018	2019
April	53	33
May	65	79
June	89	112
July	108	132
August	150	170
September	170	268
October	199	288
November	295	346
December	338	346
January	362	410
February	426	444
March	543	529
April	564	533
May	564	533
June	564	533

QUALITY

	Quantity	Base Number	Contract	AT	Region	England
% of FP17s for the same patient ID Re-attending within 3 months - Children	12	407	2.9%	11.1%	11.5%	11.8%
% of FP17s for the same patient ID Re-attending within 3 months - Adults	0	13	0.0%	14.7%	15.2%	15.7%
% of FP17s for the same patient ID Re-attending between 3 & 9 months - Children	227	407	55.8%	58.0%	60.2%	58.9%
% of FP17s for the same patient ID Re-attending between 3 & 9 months - Adults	4	13	30.8%	48.6%	51.8%	50.8%
% of FP17s for Band 1 Urgent Courses	5	404	1.2%	8.7%	8.1%	9.1%
% of FP17s Relating to Free Repair or Replacements	0	404	0.0%	0.7%	0.8%	0.8%
% of FP17s Relating to Continuations	0	404	0.0%	0.8%	0.9%	0.9%
% of Patients satisfied with the dentistry they have received	0	0	N/A	94.2%	92.7%	92.5%
% of Patients satisfied with the time they had to wait for an appointment	0	0	N/A	85.1%	87.4%	87.0%

* This is based on patients treated on this contract for their most recent course of treatment.

Figures in italics indicate the base number of FP17s or Patient Questionnaire responses are less than 100. N/A is shown where the base number of responses is less than 10 during the period. % is calculated as Quantity/Base number*100

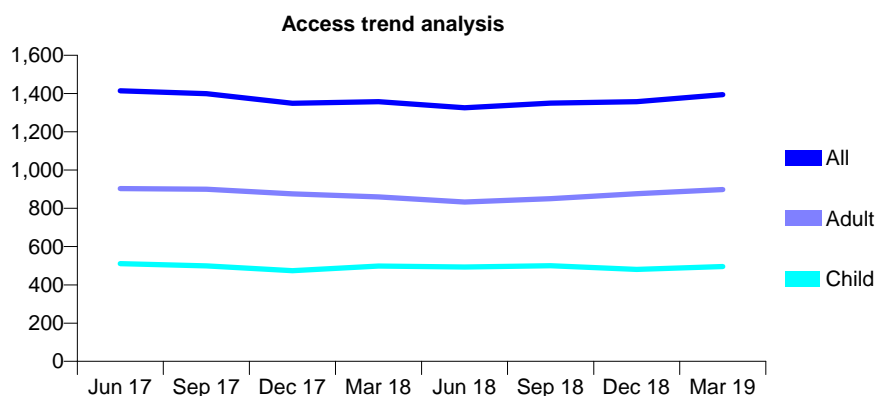
Q58 - Vital Signs At a Glance Contract Report for 222135/0001 - Year end March 2019

Name or company name	Potton Dental Partnership
Contract type name	GDS Contract
Purpose of contract	General
Contract start date	01/04/2006
Contract end date	

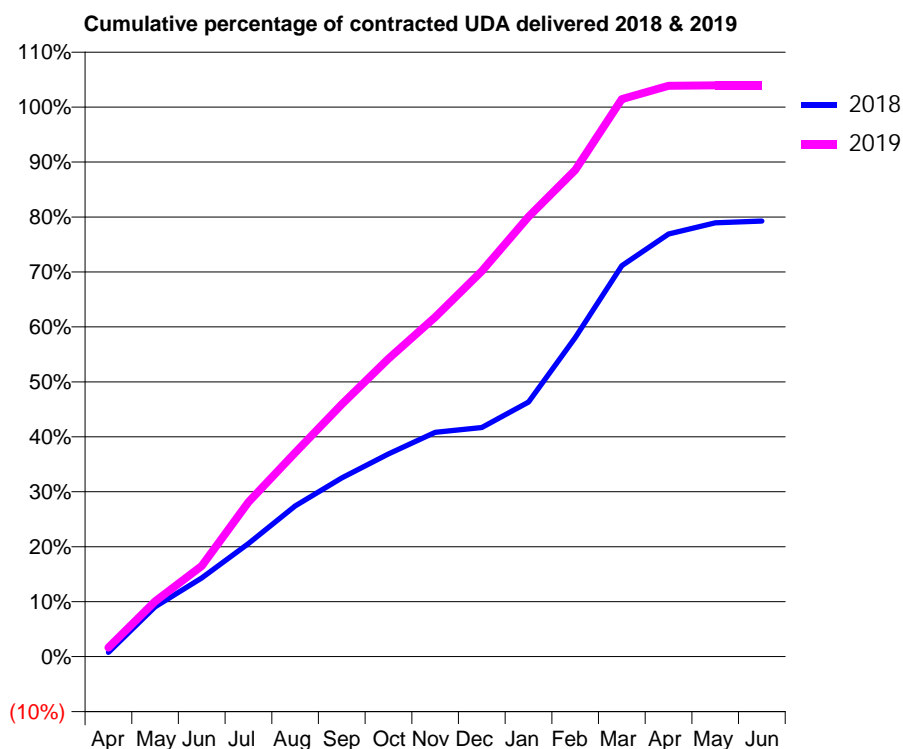
18/19 Contracted general activity (UDA)	3,562
Carry forward general activity (UDA)	0
18/19 Contracted orthodontic activity (UOA)	0
Carry forward orthodontic activity (UOA)	0
Baseline contract value	£87,928.40

ACCESS*

Patients seen in 24 months	Total	Change since previous quarter
Quarter ending March 2018	1,358	
Quarter ending June 2018	1,326	↓
Quarter ending September 2018	1,350	→
Quarter ending December 2018	1,358	→
Quarter ending March 2019	1,394	↑
Variance since March 2018	2.7%	↑



ACTIVITY



Month	Adjusted Scheduled Activity (UDA)	
	2018	2019
April	28	58
May	323	358
June	510	587
July	733	1,001
August	977	1,322
September	1,158	1,635
October	1,313	1,931
November	1,454	2,200
December	1,486	2,498
January	1,649	2,851
February	2,068	3,153
March	2,534	3,614
April	2,739	3,700
May	2,812	3,703
June	2,824	3,703

QUALITY

	Quantity	Base Number	Contract	AT	Region	England
% of FP17s for the same patient ID Re-attending within 3 months - Children	37	710	5.2%	11.1%	11.5%	11.8%
% of FP17s for the same patient ID Re-attending within 3 months - Adults	162	1,182	13.7%	14.7%	15.2%	15.7%
% of FP17s for the same patient ID Re-attending between 3 & 9 months - Children	263	710	37.0%	58.0%	60.2%	58.9%
% of FP17s for the same patient ID Re-attending between 3 & 9 months - Adults	463	1,182	39.2%	48.6%	51.8%	50.8%
% of FP17s for Band 1 Urgent Courses	116	1,794	6.5%	8.7%	8.1%	9.1%
% of FP17s Relating to Free Repair or Replacements	15	1,794	0.8%	0.7%	0.8%	0.8%
% of FP17s Relating to Continuations	18	1,794	1.0%	0.8%	0.9%	0.9%
% of Patients satisfied with the dentistry they have received	1	1	N/A	94.2%	92.7%	92.5%
% of Patients satisfied with the time they had to wait for an appointment	0	1	N/A	85.1%	87.4%	87.0%

* This is based on patients treated on this contract for their most recent course of treatment. Figures in italics indicate the base number of FP17s or Patient Questionnaire responses are less than 100. N/A is shown where the base number of responses is less than 10 during the period. % is calculated as Quantity/Base number*100

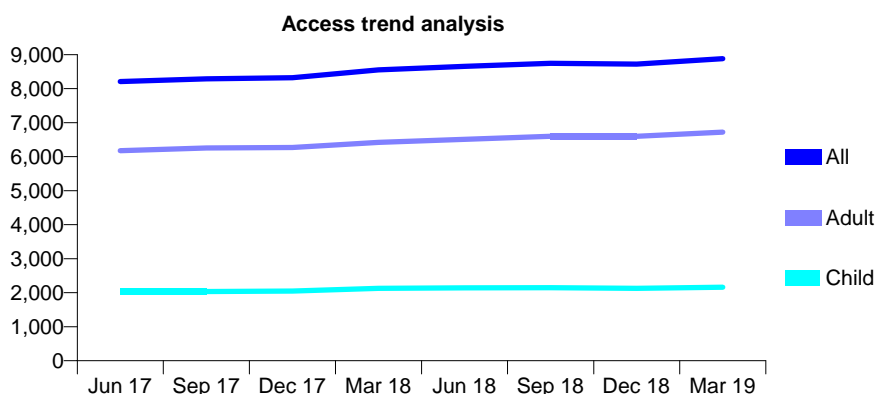
Q58 - Vital Signs At a Glance Contract Report for 224618/0001 - Year end March 2019

Name or company name	MR UH PATEL
Contract type name	GDS Contract
Purpose of contract	General
Contract start date	01/04/2006
Contract end date	

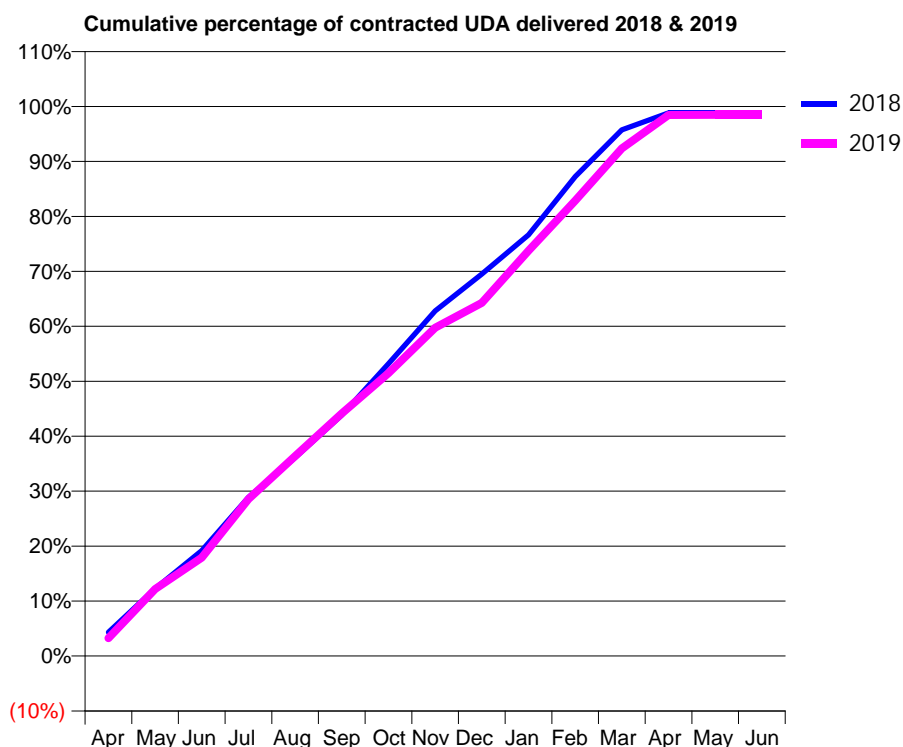
18/19 Contracted general activity (UDA)	18,367
Carry forward general activity (UDA)	215
18/19 Contracted orthodontic activity (UOA)	0
Carry forward orthodontic activity (UOA)	0
Baseline contract value	£434,893.05

ACCESS*

Patients seen in 24 months	Total	Change since previous quarter
Quarter ending March 2018	8,550	
Quarter ending June 2018	8,656	→
Quarter ending September 2018	8,748	→
Quarter ending December 2018	8,725	→
Quarter ending March 2019	8,886	→
Variance since March 2018	3.9%	↑



ACTIVITY



Month	Adjusted Scheduled Activity (UDA)	
	2018	2019
April	796	594
May	2,256	2,241
June	3,523	3,286
July	5,302	5,243
August	6,637	6,683
September	8,052	8,105
October	9,769	9,457
November	11,533	10,977
December	12,766	11,802
January	14,075	13,547
February	16,023	15,217
March	17,585	16,962
April	18,150	18,081
May	18,150	18,083
June	18,152	18,083

QUALITY

	Quantity	Base Number	Contract	AT	Region	England
% of FP17s for the same patient ID Re-attending within 3 months - Children	172	3,253	5.3%	11.1%	11.5%	11.8%
% of FP17s for the same patient ID Re-attending within 3 months - Adults	948	9,613	9.9%	14.7%	15.2%	15.7%
% of FP17s for the same patient ID Re-attending between 3 & 9 months - Children	2,227	3,253	68.5%	58.0%	60.2%	58.9%
% of FP17s for the same patient ID Re-attending between 3 & 9 months - Adults	5,791	9,613	60.2%	48.6%	51.8%	50.8%
% of FP17s for Band 1 Urgent Courses	576	10,976	5.2%	8.7%	8.1%	9.1%
% of FP17s Relating to Free Repair or Replacements	78	10,976	0.7%	0.7%	0.8%	0.8%
% of FP17s Relating to Continuations	64	10,976	0.6%	0.8%	0.9%	0.9%
% of Patients satisfied with the dentistry they have received	2	2	N/A	94.2%	92.7%	92.5%
% of Patients satisfied with the time they had to wait for an appointment	2	2	N/A	85.1%	87.4%	87.0%

* This is based on patients treated on this contract for their most recent course of treatment. Figures in italics indicate the base number of FP17s or Patient Questionnaire responses are less than 100. N/A is shown where the base number of responses is less than 10 during the period. % is calculated as Quantity/Base number*100

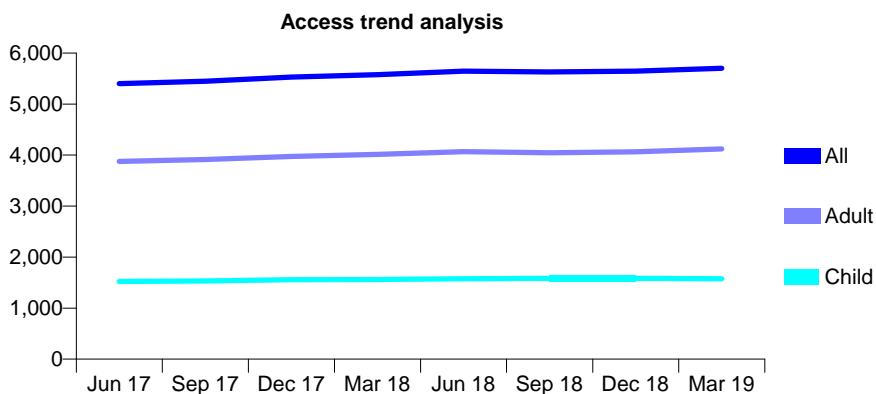
Q58 - Vital Signs At a Glance Contract Report for 224618/0002 - Year end March 2019

Name or company name	MR UH PATEL
Contract type name	GDS Contract
Purpose of contract	General
Contract start date	01/04/2006
Contract end date	

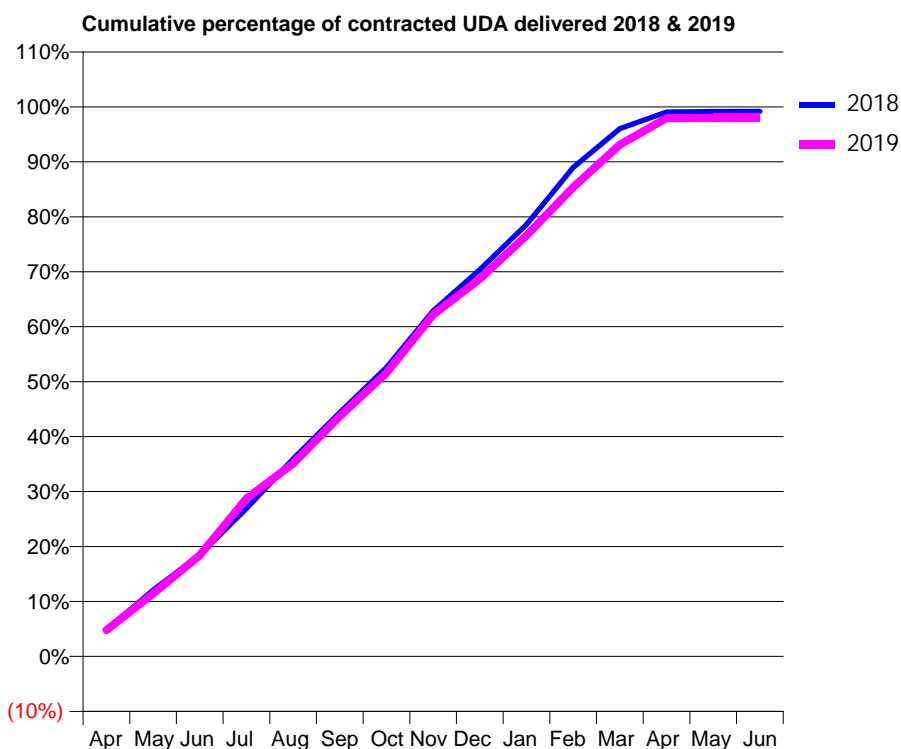
18/19 Contracted general activity (UDA)	13,311
Carry forward general activity (UDA)	109
18/19 Contracted orthodontic activity (UOA)	0
Carry forward orthodontic activity (UOA)	0
Baseline contract value	£324,238.84

ACCESS*

Patients seen in 24 months	Total	Change since previous quarter
Quarter ending March 2018	5,574	
Quarter ending June 2018	5,646	→
Quarter ending September 2018	5,629	→
Quarter ending December 2018	5,646	→
Quarter ending March 2019	5,700	→
Variance since March 2018	2.3%	↑



ACTIVITY



Month	Adjusted Scheduled Activity (UDA)	
	2018	2019
April	645	637
May	1,607	1,523
June	2,461	2,451
July	3,584	3,823
August	4,786	4,672
September	5,905	5,816
October	7,000	6,869
November	8,370	8,276
December	9,368	9,142
January	10,460	10,197
February	11,842	11,364
March	12,782	12,395
April	13,184	13,038
May	13,198	13,040
June	13,201	13,043

QUALITY

	Quantity	Base Number	Contract	AT	Region	England
% of FP17s for the same patient ID Re-attending within 3 months - Children	191	2,529	7.6%	11.1%	11.5%	11.8%
% of FP17s for the same patient ID Re-attending within 3 months - Adults	449	5,564	8.1%	14.7%	15.2%	15.7%
% of FP17s for the same patient ID Re-attending between 3 & 9 months - Children	1,792	2,529	70.9%	58.0%	60.2%	58.9%
% of FP17s for the same patient ID Re-attending between 3 & 9 months - Adults	3,516	5,564	63.2%	48.6%	51.8%	50.8%
% of FP17s for Band 1 Urgent Courses	359	8,232	4.4%	8.7%	8.1%	9.1%
% of FP17s Relating to Free Repair or Replacements	55	8,232	0.7%	0.7%	0.8%	0.8%
% of FP17s Relating to Continuations	11	8,232	0.1%	0.8%	0.9%	0.9%
% of Patients satisfied with the dentistry they have received	3	3	N/A	94.2%	92.7%	92.5%
% of Patients satisfied with the time they had to wait for an appointment	3	3	N/A	85.1%	87.4%	87.0%

* This is based on patients treated on this contract for their most recent course of treatment. Figures in italics indicate the base number of FP17s or Patient Questionnaire responses are less than 100. N/A is shown where the base number of responses is less than 10 during the period. % is calculated as Quantity/Base number*100

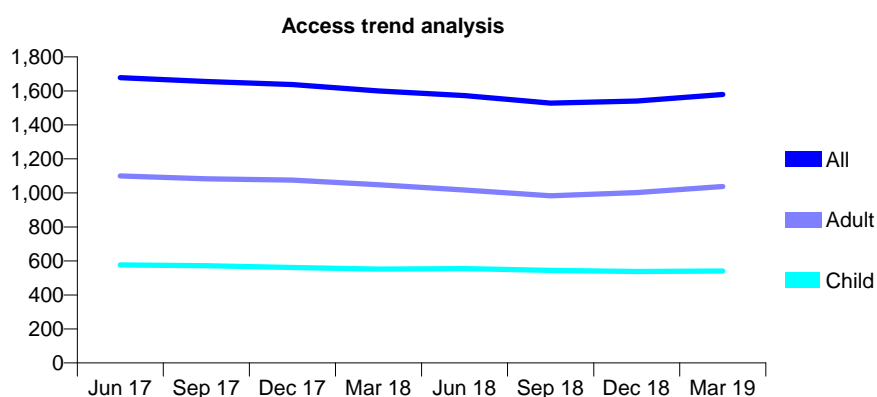
Q58 - Vital Signs At a Glance Contract Report for 234478/0001 - Year end March 2019

Name or company name	MR SR WOODHOUSE
Contract type name	GDS Contract
Purpose of contract	General
Contract start date	01/04/2006
Contract end date	

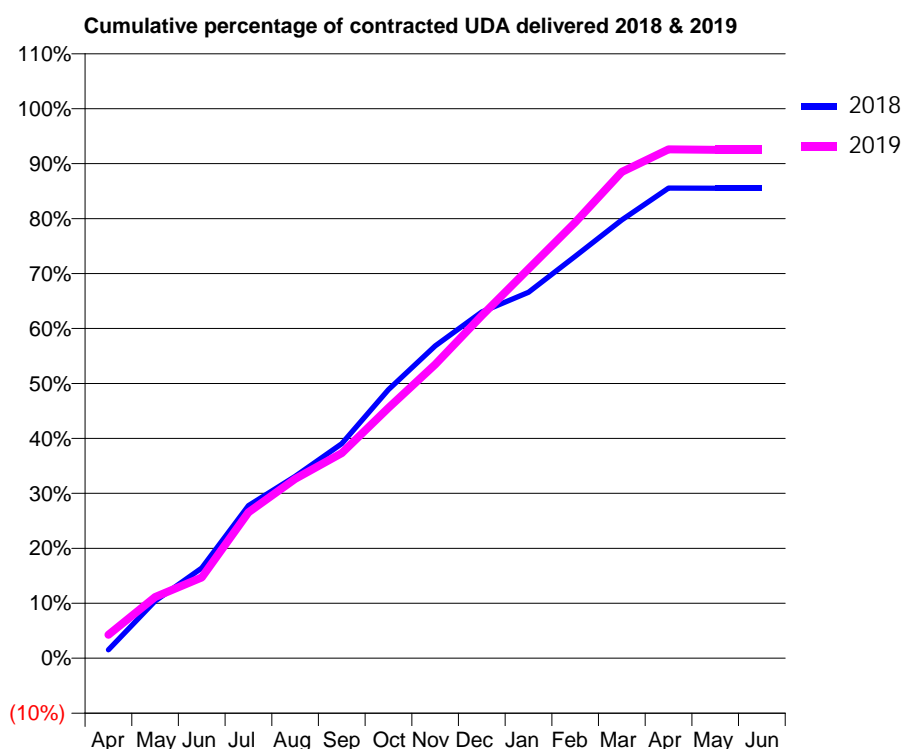
18/19 Contracted general activity (UDA)	4,150
Carry forward general activity (UDA)	0
18/19 Contracted orthodontic activity (UOA)	0
Carry forward orthodontic activity (UOA)	0
Baseline contract value	£97,802.30

ACCESS*

Patients seen in 24 months	Total	Change since previous quarter
Quarter ending March 2018	1,600	
Quarter ending June 2018	1,572	↓
Quarter ending September 2018	1,528	↓
Quarter ending December 2018	1,540	→
Quarter ending March 2019	1,579	↑
Variance since March 2018	(1.3%)	↓



ACTIVITY



Month	2018	2019
April	64	178
May	432	463
June	681	609
July	1,152	1,103
August	1,374	1,354
September	1,620	1,549
October	2,029	1,891
November	2,358	2,218
December	2,615	2,587
January	2,763	2,940
February	3,034	3,292
March	3,310	3,673
April	3,551	3,843
May	3,550	3,840
June	3,550	3,840

QUALITY

	Quantity	Base Number	Contract	AT	Region	England
% of FP17s for the same patient ID Re-attending within 3 months - Children	37	876	4.2%	11.1%	11.5%	11.8%
% of FP17s for the same patient ID Re-attending within 3 months - Adults	132	1,280	10.3%	14.7%	15.2%	15.7%
% of FP17s for the same patient ID Re-attending between 3 & 9 months - Children	586	876	66.9%	58.0%	60.2%	58.9%
% of FP17s for the same patient ID Re-attending between 3 & 9 months - Adults	661	1,280	51.6%	48.6%	51.8%	50.8%
% of FP17s for Band 1 Urgent Courses	129	2,139	6.0%	8.7%	8.1%	9.1%
% of FP17s Relating to Free Repair or Replacements	16	2,139	0.7%	0.7%	0.8%	0.8%
% of FP17s Relating to Continuations	9	2,139	0.4%	0.8%	0.9%	0.9%
% of Patients satisfied with the dentistry they have received	0	0	N/A	94.2%	92.7%	92.5%
% of Patients satisfied with the time they had to wait for an appointment	0	0	N/A	85.1%	87.4%	87.0%

* This is based on patients treated on this contract for their most recent course of treatment.

Figures in italics indicate the base number of FP17s or Patient Questionnaire responses are less than 100. N/A is shown where the base number of responses is less than 10 during the period. % is calculated as Quantity/Base number*100

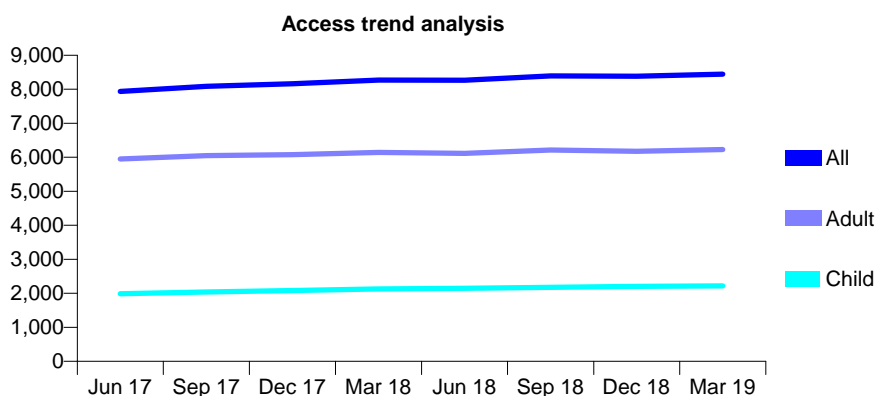
Q58 - Vital Signs At a Glance Contract Report for 239348/0001 - Year end March 2019

Name or company name	MR M PATEL
Contract type name	GDS Contract
Purpose of contract	General
Contract start date	01/04/2006
Contract end date	

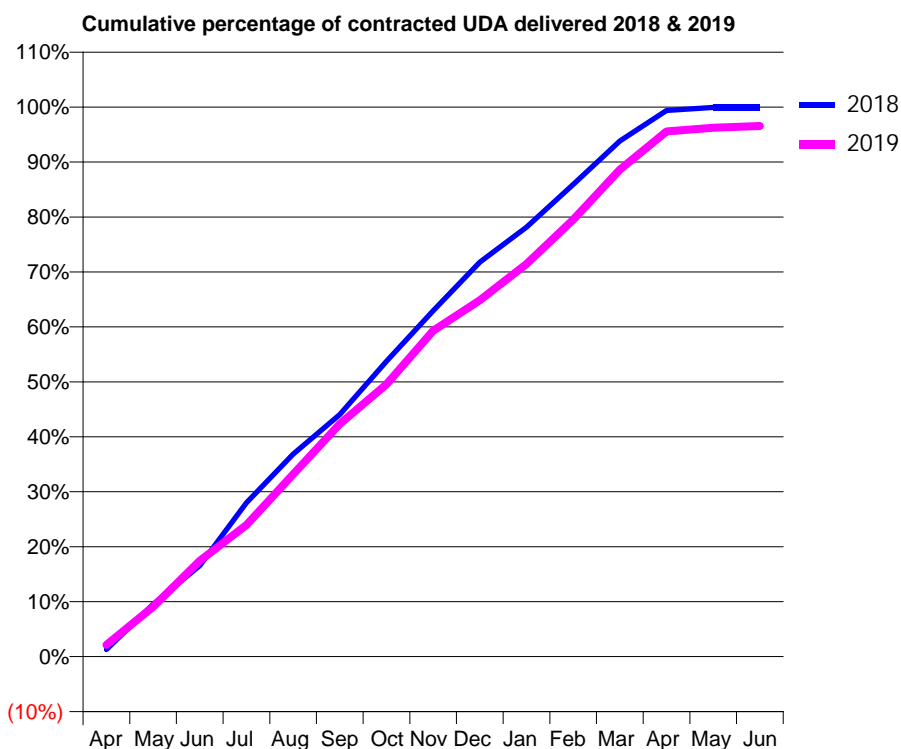
18/19 Contracted general activity (UDA)	22,500
Carry forward general activity (UDA)	19
18/19 Contracted orthodontic activity (UOA)	0
Carry forward orthodontic activity (UOA)	0
Baseline contract value	£654,107.24

ACCESS*

Patients seen in 24 months	Total	Change since previous quarter
Quarter ending March 2018	8,271	
Quarter ending June 2018	8,264	→
Quarter ending September 2018	8,395	→
Quarter ending December 2018	8,381	→
Quarter ending March 2019	8,447	→
Variance since March 2018	2.1%	↑



ACTIVITY



Month	Adjusted Scheduled Activity (UDA)	
	2018	2019
April	294	486
May	2,150	2,043
June	3,725	3,922
July	6,297	5,391
August	8,292	7,467
September	9,914	9,527
October	12,093	11,152
November	14,160	13,343
December	16,150	14,587
January	17,583	16,080
February	19,333	17,887
March	21,114	19,938
April	22,361	21,502
May	22,481	21,654
June	22,481	21,720

QUALITY

	Quantity	Base Number	Contract	AT	Region	England
% of FP17s for the same patient ID Re-attending within 3 months - Children	195	2,834	6.9%	11.1%	11.5%	11.8%
% of FP17s for the same patient ID Re-attending within 3 months - Adults	1,129	7,162	15.8%	14.7%	15.2%	15.7%
% of FP17s for the same patient ID Re-attending between 3 & 9 months - Children	1,291	2,834	45.6%	58.0%	60.2%	58.9%
% of FP17s for the same patient ID Re-attending between 3 & 9 months - Adults	2,687	7,162	37.5%	48.6%	51.8%	50.8%
% of FP17s for Band 1 Urgent Courses	406	9,486	4.3%	8.7%	8.1%	9.1%
% of FP17s Relating to Free Repair or Replacements	168	9,486	1.8%	0.7%	0.8%	0.8%
% of FP17s Relating to Continuations	346	9,486	3.6%	0.8%	0.9%	0.9%
% of Patients satisfied with the dentistry they have received	0	1	N/A	94.2%	92.7%	92.5%
% of Patients satisfied with the time they had to wait for an appointment	1	1	N/A	85.1%	87.4%	87.0%

* This is based on patients treated on this contract for their most recent course of treatment. Figures in italics indicate the base number of FP17s or Patient Questionnaire responses are less than 100. N/A is shown where the base number of responses is less than 10 during the period. % is calculated as Quantity/Base number*100

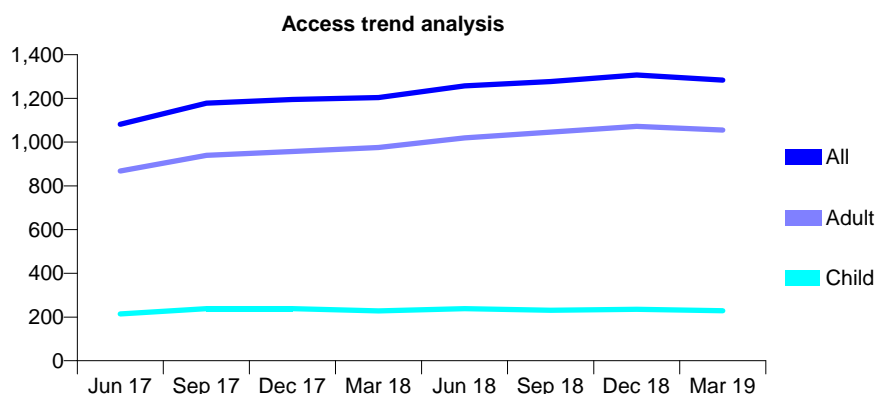
Q58 - Vital Signs At a Glance Contract Report for 239682/0001 - Year end March 2019

Name or company name	MISS DM PATEL
Contract type name	GDS Contract
Purpose of contract	General
Contract start date	01/04/2006
Contract end date	

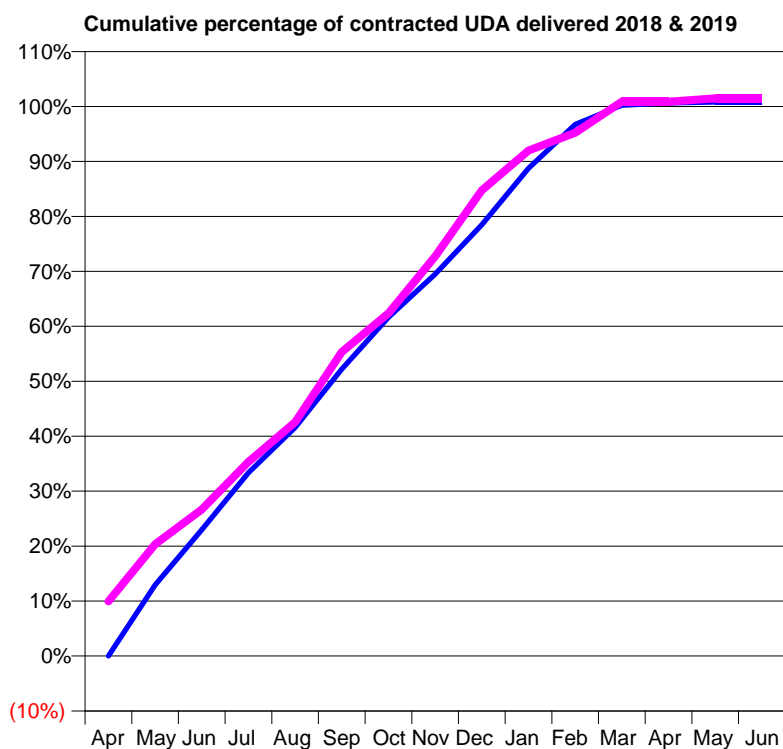
18/19 Contracted general activity (UDA)	4,600
Carry forward general activity (UDA)	-37
18/19 Contracted orthodontic activity (UOA)	0
Carry forward orthodontic activity (UOA)	0
Baseline contract value	£134,746.38

ACCESS*

Patients seen in 24 months	Total	Change since previous quarter
Quarter ending March 2018	1,204	
Quarter ending June 2018	1,257	↑
Quarter ending September 2018	1,277	→
Quarter ending December 2018	1,307	↑
Quarter ending March 2019	1,284	↓
Variance since March 2018	6.6%	↑



ACTIVITY



Month	Adjusted Scheduled Activity (UDA)	
	2018	2019
April	0	457
May	596	936
June	1,056	1,227
July	1,535	1,626
August	1,914	1,957
September	2,402	2,545
October	2,835	2,868
November	3,198	3,346
December	3,610	3,898
January	4,083	4,232
February	4,449	4,379
March	4,610	4,640
April	4,629	4,640
May	4,638	4,668
June	4,638	4,668

QUALITY

	Quantity	Base Number	Contract	AT	Region	England
% of FP17s for the same patient ID Re-attending within 3 months - Children	39	310	12.6%	11.1%	11.5%	11.8%
% of FP17s for the same patient ID Re-attending within 3 months - Adults	355	1,397	25.4%	14.7%	15.2%	15.7%
% of FP17s for the same patient ID Re-attending between 3 & 9 months - Children	146	310	47.1%	58.0%	60.2%	58.9%
% of FP17s for the same patient ID Re-attending between 3 & 9 months - Adults	513	1,397	36.7%	48.6%	51.8%	50.8%
% of FP17s for Band 1 Urgent Courses	163	1,701	9.6%	8.7%	8.1%	9.1%
% of FP17s Relating to Free Repair or Replacements	23	1,701	1.4%	0.7%	0.8%	0.8%
% of FP17s Relating to Continuations	13	1,701	0.8%	0.8%	0.9%	0.9%
% of Patients satisfied with the dentistry they have received	0	0	N/A	94.2%	92.7%	92.5%
% of Patients satisfied with the time they had to wait for an appointment	0	0	N/A	85.1%	87.4%	87.0%

* This is based on patients treated on this contract for their most recent course of treatment. Figures in italics indicate the base number of FP17s or Patient Questionnaire responses are less than 100. N/A is shown where the base number of responses is less than 10 during the period. % is calculated as Quantity/Base number*100

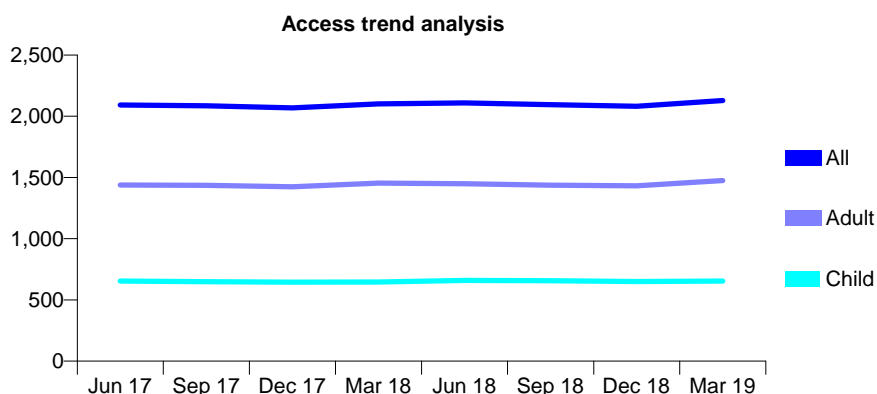
Q58 - Vital Signs At a Glance Contract Report for 241393/0002 - Year end March 2019

Name or company name	MR SH ALI
Contract type name	GDS Contract
Purpose of contract	General
Contract start date	01/10/2009
Contract end date	

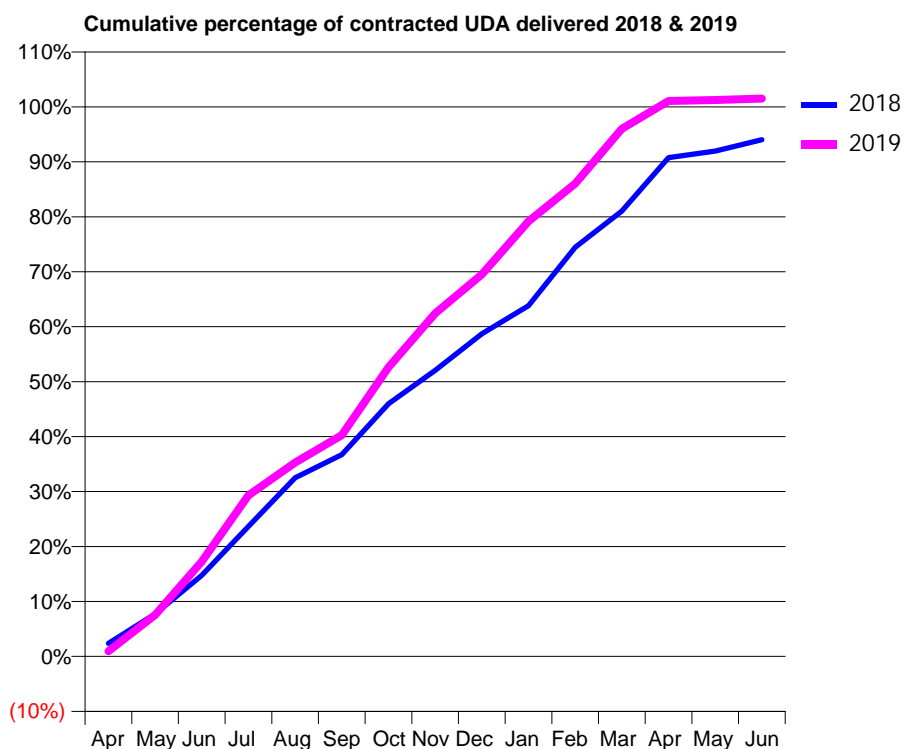
18/19 Contracted general activity (UDA)	6,500
Carry forward general activity (UDA)	0
18/19 Contracted orthodontic activity (UOA)	0
Carry forward orthodontic activity (UOA)	0
Baseline contract value	£192,338.54

ACCESS*

Patients seen in 24 months	Total	Change since previous quarter
Quarter ending March 2018	2,101	
Quarter ending June 2018	2,109	→
Quarter ending September 2018	2,094	→
Quarter ending December 2018	2,082	→
Quarter ending March 2019	2,129	↑
Variance since March 2018	1.3%	→



ACTIVITY



Month	Adjusted Scheduled Activity (UDA)	
	2018	2019
April	156	62
May	503	492
June	958	1,122
July	1,539	1,905
August	2,115	2,293
September	2,386	2,618
October	2,989	3,420
November	3,385	4,058
December	3,815	4,517
January	4,149	5,146
February	4,840	5,592
March	5,268	6,240
April	5,899	6,569
May	5,977	6,582
June	6,111	6,597

QUALITY

	Quantity	Base Number	Contract	AT	Region	England
% of FP17s for the same patient ID Re-attending within 3 months - Children	70	826	8.5%	11.1%	11.5%	11.8%
% of FP17s for the same patient ID Re-attending within 3 months - Adults	314	1,504	20.9%	14.7%	15.2%	15.7%
% of FP17s for the same patient ID Re-attending between 3 & 9 months - Children	360	826	43.6%	58.0%	60.2%	58.9%
% of FP17s for the same patient ID Re-attending between 3 & 9 months - Adults	235	1,504	15.6%	48.6%	51.8%	50.8%
% of FP17s for Band 1 Urgent Courses	338	2,219	15.2%	8.7%	8.1%	9.1%
% of FP17s Relating to Free Repair or Replacements	18	2,219	0.8%	0.7%	0.8%	0.8%
% of FP17s Relating to Continuations	68	2,219	3.1%	0.8%	0.9%	0.9%
% of Patients satisfied with the dentistry they have received	0	0	N/A	94.2%	92.7%	92.5%
% of Patients satisfied with the time they had to wait for an appointment	0	0	N/A	85.1%	87.4%	87.0%

* This is based on patients treated on this contract for their most recent course of treatment.

Figures in italics indicate the base number of FP17s or Patient Questionnaire responses are less than 100. N/A is shown where the base number of responses is less than 10 during the period. % is calculated as Quantity/Base number*100

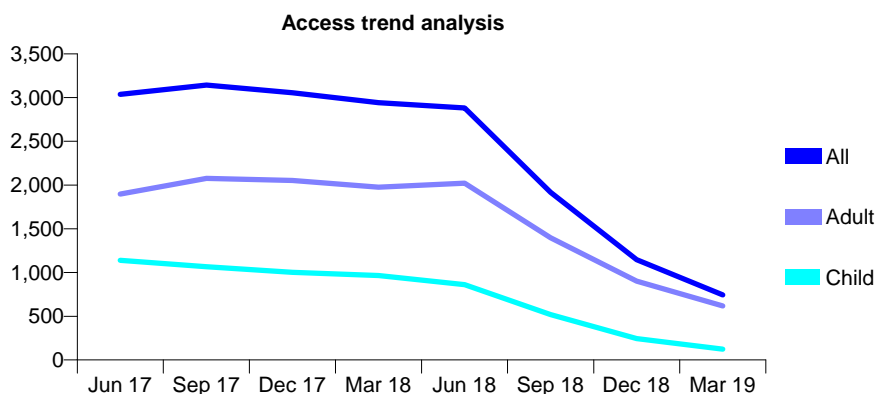
Q58 - Vital Signs At a Glance Contract Report for 243760/0002 - Year end March 2019

Name or company name	Broughton Dental Partnership
Contract type name	GDS Contract
Purpose of contract	General
Contract start date	01/04/2007
Contract end date	31/05/2018

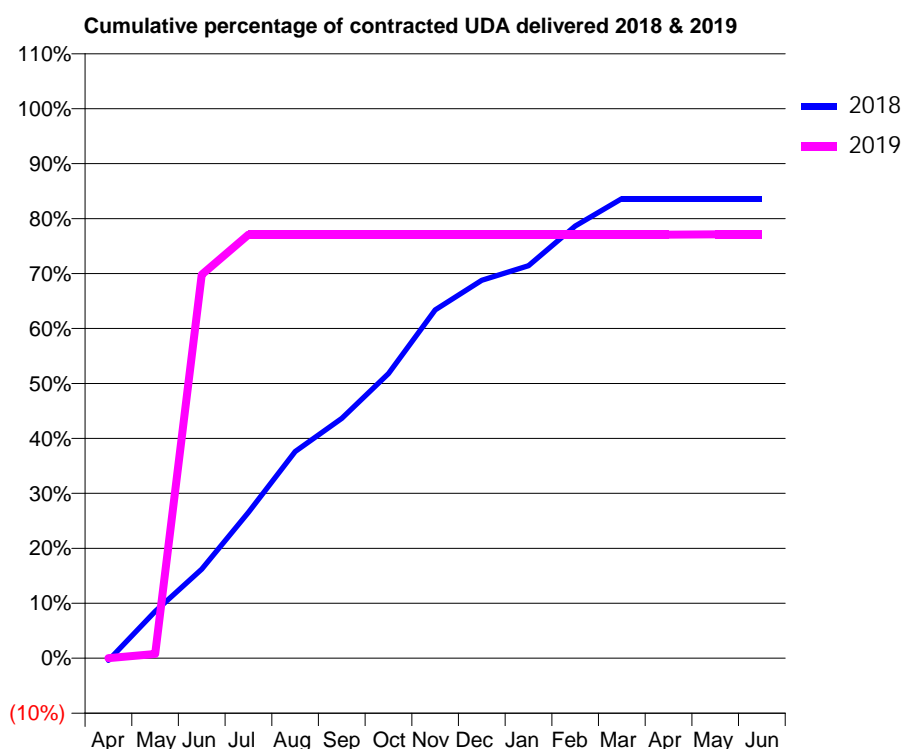
18/19 Contracted general activity (UDA)	1,161
Carry forward general activity (UDA)	0
18/19 Contracted orthodontic activity (UOA)	0
Carry forward orthodontic activity (UOA)	0
Baseline contract value	£26,828.81

ACCESS*

Patients seen in 24 months	Total	Change since previous quarter
Quarter ending March 2018	2,941	
Quarter ending June 2018	2,882	↓
Quarter ending September 2018	1,917	↓
Quarter ending December 2018	1,146	↓
Quarter ending March 2019	744	↓
Variance since March 2018	(74.7%)	↓



ACTIVITY



Month	Adjusted Scheduled Activity (UDA)	
	2018	2019
April	-29	0
May	594	9
June	1,129	810
July	1,850	895
August	2,620	895
September	3,040	895
October	3,607	895
November	4,415	895
December	4,788	895
January	4,974	895
February	5,477	895
March	5,825	895
April	5,825	895
May	5,825	896
June	5,824	896

QUALITY

	Quantity	Base Number	Contract	AT	Region	England
% of FP17s for the same patient ID Re-attending within 3 months - Children	1	150	0.7%	11.1%	11.5%	11.8%
% of FP17s for the same patient ID Re-attending within 3 months - Adults	12	456	2.6%	14.7%	15.2%	15.7%
% of FP17s for the same patient ID Re-attending between 3 & 9 months - Children	29	150	19.3%	58.0%	60.2%	58.9%
% of FP17s for the same patient ID Re-attending between 3 & 9 months - Adults	79	456	17.3%	48.6%	51.8%	50.8%
% of FP17s for Band 1 Urgent Courses	63	605	10.4%	8.7%	8.1%	9.1%
% of FP17s Relating to Free Repair or Replacements	1	605	0.2%	0.7%	0.8%	0.8%
% of FP17s Relating to Continuations	0	605	0.0%	0.8%	0.9%	0.9%
% of Patients satisfied with the dentistry they have received	0	0	N/A	94.2%	92.7%	92.5%
% of Patients satisfied with the time they had to wait for an appointment	0	0	N/A	85.1%	87.4%	87.0%

* This is based on patients treated on this contract for their most recent course of treatment.

Figures in italics indicate the base number of FP17s or Patient Questionnaire responses are less than 100. N/A is shown where the base number of responses is less than 10 during the period. % is calculated as Quantity/Base number*100

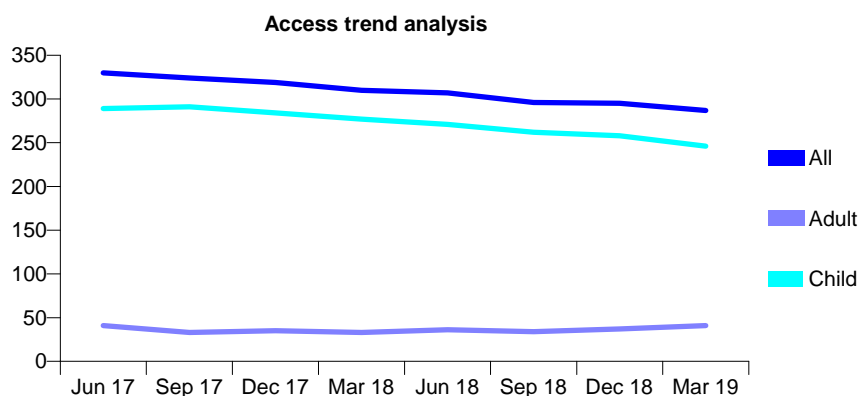
Q58 - Vital Signs At a Glance Contract Report for 244740/0001 - Year end March 2019

Name or company name	MR AN FLATTERS
Contract type name	GDS Contract
Purpose of contract	General
Contract start date	01/04/2006
Contract end date	

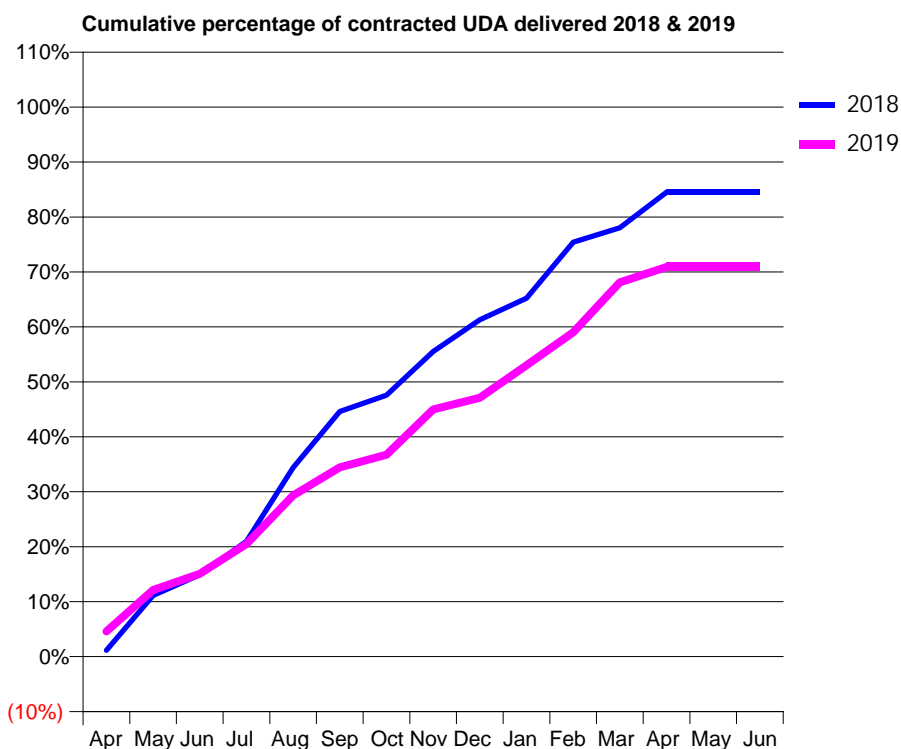
18/19 Contracted general activity (UDA)	610
Carry forward general activity (UDA)	0
18/19 Contracted orthodontic activity (UOA)	0
Carry forward orthodontic activity (UOA)	0
Baseline contract value	£15,525.09

ACCESS*

Patients seen in 24 months	Total	Change since previous quarter
Quarter ending March 2018	310	
Quarter ending June 2018	307	→
Quarter ending September 2018	296	↓
Quarter ending December 2018	295	→
Quarter ending March 2019	287	↓
Variance since March 2018	(7.4%)	↓



ACTIVITY



Month	Adjusted Scheduled Activity (UDA)	
	2018	2019
April	7	28
May	68	74
June	91	92
July	128	125
August	210	179
September	272	210
October	290	224
November	339	274
December	374	287
January	398	323
February	460	360
March	476	415
April	515	432
May	515	432
June	515	432

QUALITY

	Quantity	Base Number	Contract	AT	Region	England
% of FP17s for the same patient ID Re-attending within 3 months - Children	6	344	1.7%	11.1%	11.5%	11.8%
% of FP17s for the same patient ID Re-attending within 3 months - Adults	0	17	0.0%	14.7%	15.2%	15.7%
% of FP17s for the same patient ID Re-attending between 3 & 9 months - Children	232	344	67.4%	58.0%	60.2%	58.9%
% of FP17s for the same patient ID Re-attending between 3 & 9 months - Adults	11	17	64.7%	48.6%	51.8%	50.8%
% of FP17s for Band 1 Urgent Courses	7	343	2.0%	8.7%	8.1%	9.1%
% of FP17s Relating to Free Repair or Replacements	0	343	0.0%	0.7%	0.8%	0.8%
% of FP17s Relating to Continuations	1	343	0.3%	0.8%	0.9%	0.9%
% of Patients satisfied with the dentistry they have received	0	0	N/A	94.2%	92.7%	92.5%
% of Patients satisfied with the time they had to wait for an appointment	0	0	N/A	85.1%	87.4%	87.0%

* This is based on patients treated on this contract for their most recent course of treatment. Figures in italics indicate the base number of FP17s or Patient Questionnaire responses are less than 100. N/A is shown where the base number of responses is less than 10 during the period. % is calculated as Quantity/Base number*100

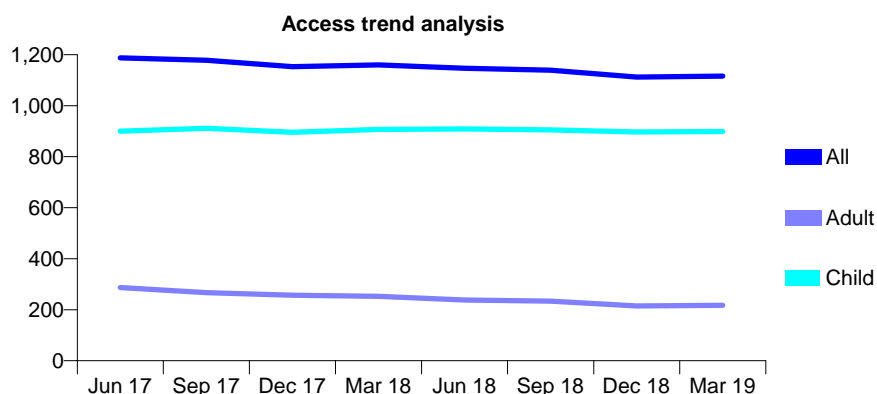
Q58 - Vital Signs At a Glance Contract Report for 244961/0001 - Year end March 2019

Name or company name	MR RF COLIN
Contract type name	GDS Contract
Purpose of contract	General
Contract start date	01/04/2006
Contract end date	

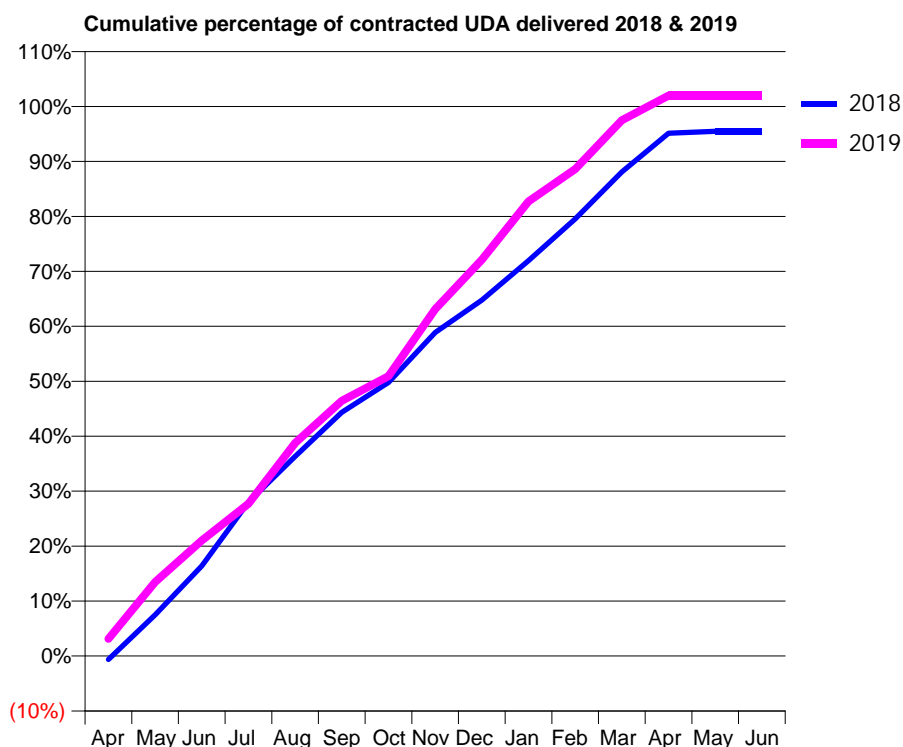
18/19 Contracted general activity (UDA)	1,850
Carry forward general activity (UDA)	0
18/19 Contracted orthodontic activity (UOA)	0
Carry forward orthodontic activity (UOA)	0
Baseline contract value	£46,217.75

ACCESS*

Patients seen in 24 months	Total	Change since previous quarter
Quarter ending March 2018	1,160	
Quarter ending June 2018	1,147	↓
Quarter ending September 2018	1,139	→
Quarter ending December 2018	1,112	↓
Quarter ending March 2019	1,116	→
Variance since March 2018	(3.8%)	↓



ACTIVITY



Month	Adjusted Scheduled Activity (UDA)	
	2018	2019
April	-12	58
May	139	250
June	303	389
July	518	513
August	672	717
September	821	859
October	921	942
November	1,089	1,168
December	1,198	1,334
January	1,331	1,530
February	1,471	1,639
March	1,629	1,804
April	1,760	1,887
May	1,766	1,887
June	1,766	1,887

QUALITY

	Quantity	Base Number	Contract	AT	Region	England
% of FP17s for the same patient ID Re-attending within 3 months - Children	61	1,314	4.6%	11.1%	11.5%	11.8%
% of FP17s for the same patient ID Re-attending within 3 months - Adults	26	201	12.9%	14.7%	15.2%	15.7%
% of FP17s for the same patient ID Re-attending between 3 & 9 months - Children	773	1,314	58.8%	58.0%	60.2%	58.9%
% of FP17s for the same patient ID Re-attending between 3 & 9 months - Adults	121	201	60.2%	48.6%	51.8%	50.8%
% of FP17s for Band 1 Urgent Courses	24	1,475	1.6%	8.7%	8.1%	9.1%
% of FP17s Relating to Free Repair or Replacements	2	1,475	0.1%	0.7%	0.8%	0.8%
% of FP17s Relating to Continuations	0	1,475	0.0%	0.8%	0.9%	0.9%
% of Patients satisfied with the dentistry they have received	0	0	N/A	94.2%	92.7%	92.5%
% of Patients satisfied with the time they had to wait for an appointment	0	0	N/A	85.1%	87.4%	87.0%

* This is based on patients treated on this contract for their most recent course of treatment. Figures in italics indicate the base number of FP17s or Patient Questionnaire responses are less than 100. N/A is shown where the base number of responses is less than 10 during the period. % is calculated as Quantity/Base number*100

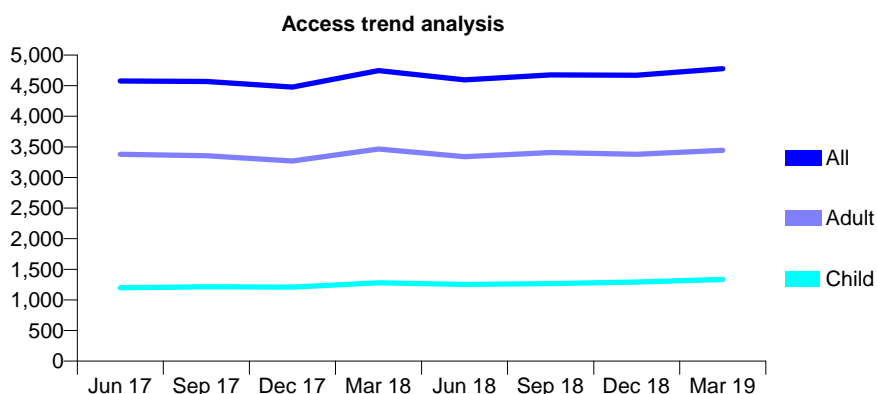
Q58 - Vital Signs At a Glance Contract Report for 245240/0001 - Year end March 2019

Name or company name	MR A PELUSO
Contract type name	GDS Contract
Purpose of contract	General
Contract start date	01/04/2006
Contract end date	

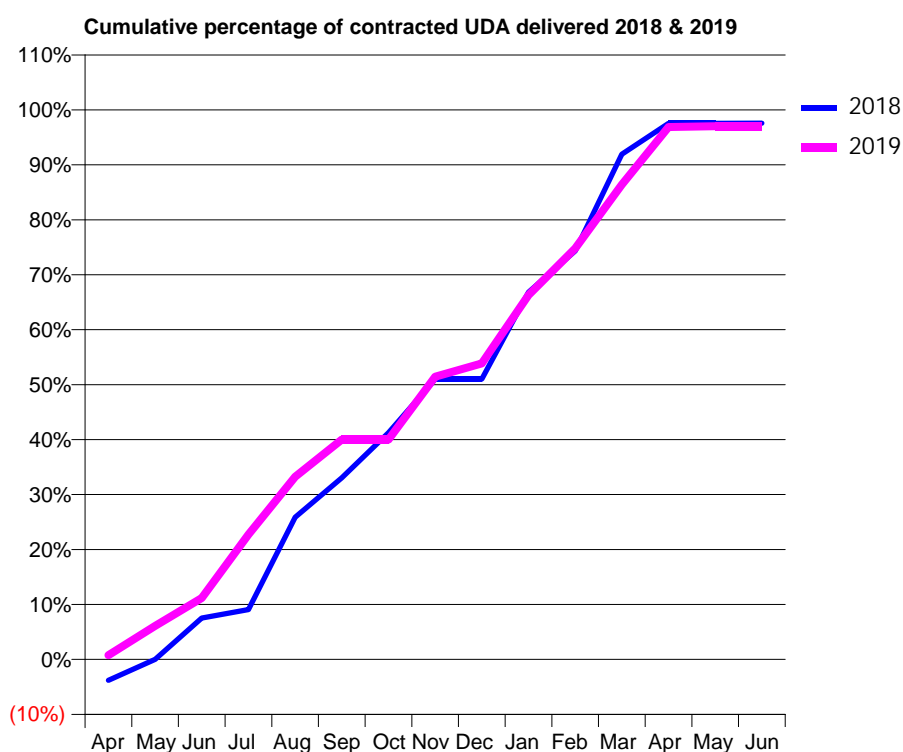
18/19 Contracted general activity (UDA)	11,200
Carry forward general activity (UDA)	273
18/19 Contracted orthodontic activity (UOA)	0
Carry forward orthodontic activity (UOA)	0
Baseline contract value	£339,482.48

ACCESS*

Patients seen in 24 months	Total	Change since previous quarter
Quarter ending March 2018	4,747	
Quarter ending June 2018	4,594	↓
Quarter ending September 2018	4,676	→
Quarter ending December 2018	4,671	→
Quarter ending March 2019	4,777	↑
Variance since March 2018	0.6%	→



ACTIVITY



Month	Adjusted Scheduled Activity (UDA)	
	2018	2019
April	-427	87
May	2	683
June	845	1,251
July	1,015	2,546
August	2,898	3,723
September	3,700	4,481
October	4,622	4,481
November	5,715	5,763
December	5,715	6,033
January	7,484	7,423
February	8,326	8,378
March	10,294	9,674
April	10,924	10,851
May	10,926	10,864
June	10,927	10,866

QUALITY

	Quantity	Base Number	Contract	AT	Region	England
% of FP17s for the same patient ID Re-attending within 3 months - Children	162	1,752	9.2%	11.1%	11.5%	11.8%
% of FP17s for the same patient ID Re-attending within 3 months - Adults	827	4,153	19.9%	14.7%	15.2%	15.7%
% of FP17s for the same patient ID Re-attending between 3 & 9 months - Children	932	1,752	53.2%	58.0%	60.2%	58.9%
% of FP17s for the same patient ID Re-attending between 3 & 9 months - Adults	1,858	4,153	44.7%	48.6%	51.8%	50.8%
% of FP17s for Band 1 Urgent Courses	702	5,561	12.6%	8.7%	8.1%	9.1%
% of FP17s Relating to Free Repair or Replacements	25	5,561	0.4%	0.7%	0.8%	0.8%
% of FP17s Relating to Continuations	7	5,561	0.1%	0.8%	0.9%	0.9%
% of Patients satisfied with the dentistry they have received	4	4	N/A	94.2%	92.7%	92.5%
% of Patients satisfied with the time they had to wait for an appointment	3	4	N/A	85.1%	87.4%	87.0%

* This is based on patients treated on this contract for their most recent course of treatment. Figures in italics indicate the base number of FP17s or Patient Questionnaire responses are less than 100. N/A is shown where the base number of responses is less than 10 during the period. % is calculated as Quantity/Base number*100

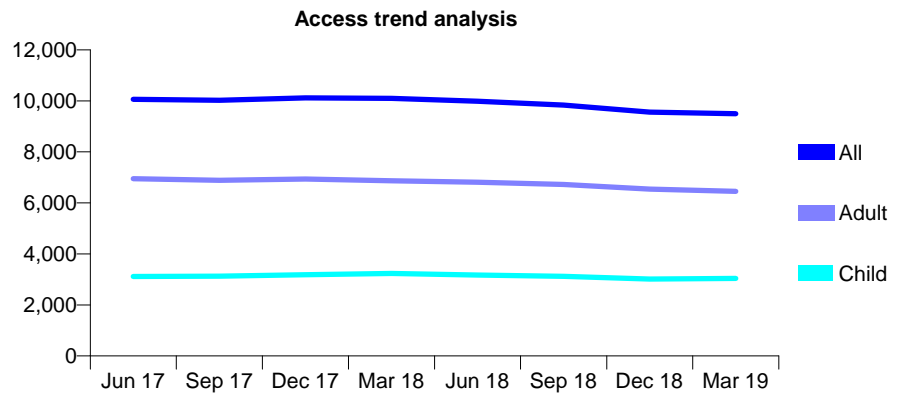
Q58 - Vital Signs At a Glance Contract Report for 245240/0002 - Year end March 2019

Name or company name	Stratford House Dental Practice
Contract type name	GDS Contract
Purpose of contract	General
Contract start date	01/04/2006
Contract end date	

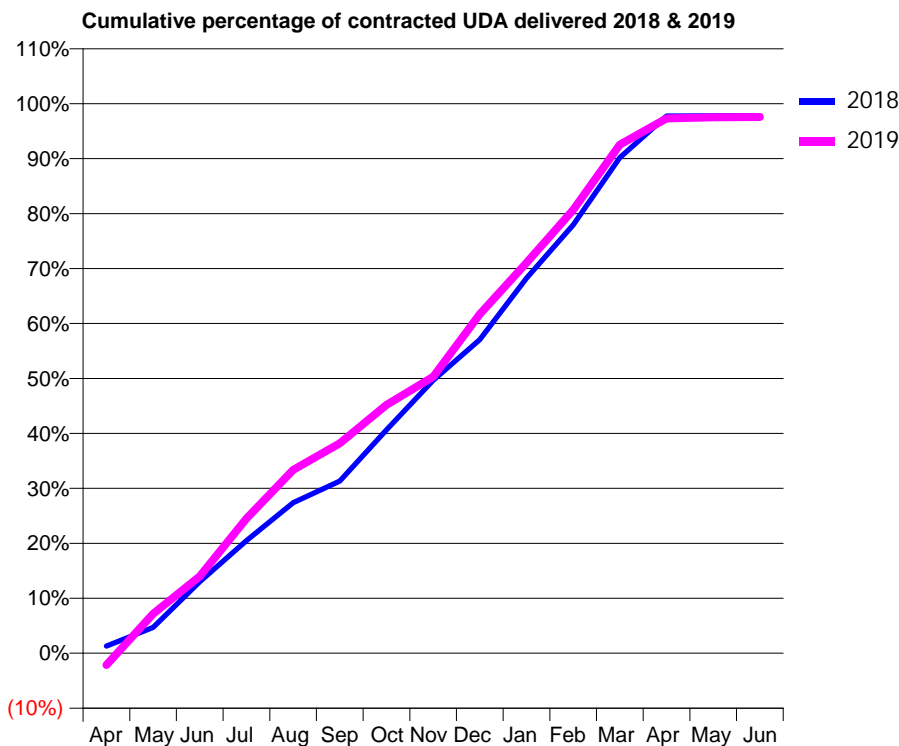
18/19 Contracted general activity (UDA)	22,415
Carry forward general activity (UDA)	489
18/19 Contracted orthodontic activity (UOA)	0
Carry forward orthodontic activity (UOA)	0
Baseline contract value	£599,676.27

ACCESS*

Patients seen in 24 months	Total	Change since previous quarter
Quarter ending March 2018	10,099	
Quarter ending June 2018	9,983	↓
Quarter ending September 2018	9,839	↓
Quarter ending December 2018	9,560	↓
Quarter ending March 2019	9,500	→
Variance since March 2018	(5.9%)	↓



ACTIVITY



Month	2018	2019
April	294	-489
May	1,058	1,614
June	2,914	3,137
July	4,592	5,488
August	6,141	7,479
September	7,017	8,561
October	9,108	10,131
November	11,132	11,279
December	12,790	13,828
January	15,296	15,926
February	17,473	18,085
March	20,211	20,745
April	21,905	21,807
May	21,920	21,861
June	21,925	21,867

QUALITY

	Quantity	Base Number	Contract	AT	Region	England
% of FP17s for the same patient ID Re-attending within 3 months - Children	461	4,519	10.2%	11.1%	11.5%	11.8%
% of FP17s for the same patient ID Re-attending within 3 months - Adults	1,305	8,802	14.8%	14.7%	15.2%	15.7%
% of FP17s for the same patient ID Re-attending between 3 & 9 months - Children	2,729	4,519	60.4%	58.0%	60.2%	58.9%
% of FP17s for the same patient ID Re-attending between 3 & 9 months - Adults	5,207	8,802	59.2%	48.6%	51.8%	50.8%
% of FP17s for Band 1 Urgent Courses	855	11,452	7.5%	8.7%	8.1%	9.1%
% of FP17s Relating to Free Repair or Replacements	123	11,452	1.1%	0.7%	0.8%	0.8%
% of FP17s Relating to Continuations	43	11,452	0.4%	0.8%	0.9%	0.9%
% of Patients satisfied with the dentistry they have received	4	4	N/A	94.2%	92.7%	92.5%
% of Patients satisfied with the time they had to wait for an appointment	3	4	N/A	85.1%	87.4%	87.0%

* This is based on patients treated on this contract for their most recent course of treatment.

Figures in italics indicate the base number of FP17s or Patient Questionnaire responses are less than 100. N/A is shown where the base number of responses is less than 10 during the period. % is calculated as Quantity/Base number*100

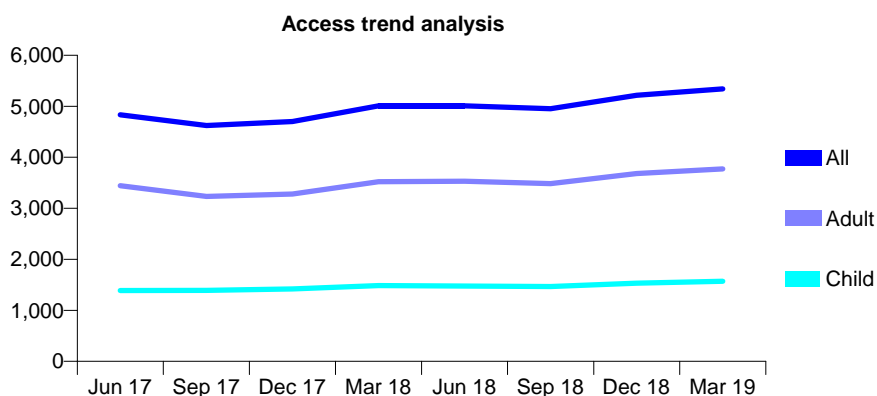
Q58 - Vital Signs At a Glance Contract Report for 245240/0007 - Year end March 2019

Name or company name	MR A PELUSO
Contract type name	GDS Contract
Purpose of contract	General
Contract start date	18/08/2012
Contract end date	

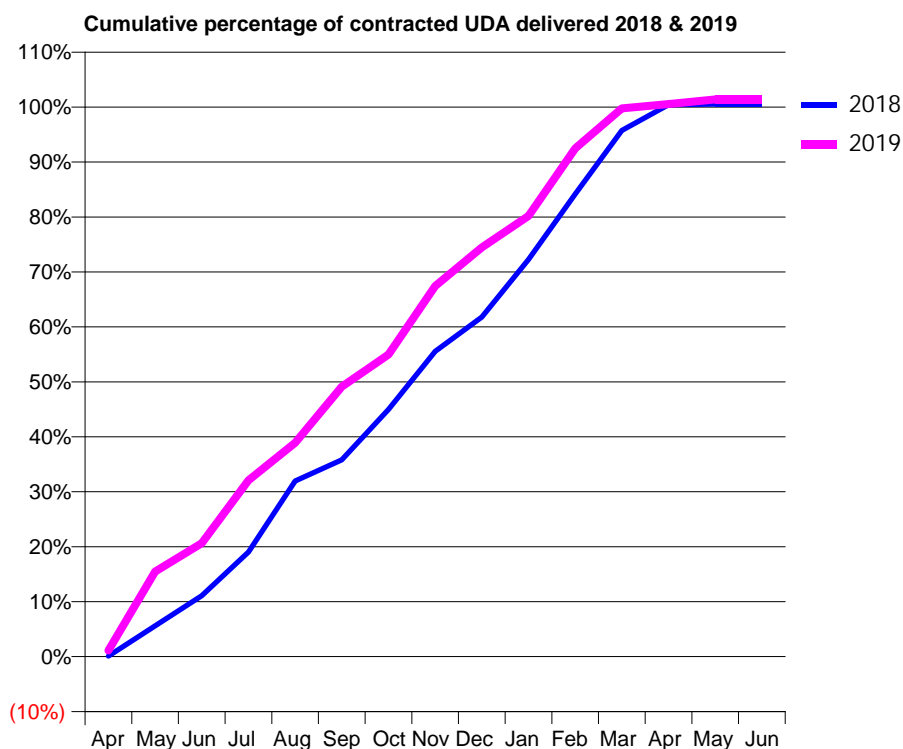
18/19 Contracted general activity (UDA)	10,145
Carry forward general activity (UDA)	-54
18/19 Contracted orthodontic activity (UOA)	0
Carry forward orthodontic activity (UOA)	0
Baseline contract value	£229,944.86

ACCESS*

Patients seen in 24 months	Total	Change since previous quarter
Quarter ending March 2018	5,009	
Quarter ending June 2018	5,007	→
Quarter ending September 2018	4,953	↓
Quarter ending December 2018	5,216	↑
Quarter ending March 2019	5,340	↑
Variance since March 2018	6.6%	↑



ACTIVITY



Month	Adjusted Scheduled Activity (UDA)	
	2018	2019
April	11	114
May	570	1,569
June	1,125	2,093
July	1,932	3,255
August	3,243	3,950
September	3,633	4,982
October	4,564	5,577
November	5,636	6,841
December	6,268	7,553
January	7,332	8,136
February	8,540	9,381
March	9,713	10,120
April	10,189	10,201
May	10,200	10,285
June	10,200	10,284

QUALITY

	Quantity	Base Number	Contract	AT	Region	England
% of FP17s for the same patient ID Re-attending within 3 months - Children	128	2,203	5.8%	11.1%	11.5%	11.8%
% of FP17s for the same patient ID Re-attending within 3 months - Adults	482	3,815	12.6%	14.7%	15.2%	15.7%
% of FP17s for the same patient ID Re-attending between 3 & 9 months - Children	1,306	2,203	59.3%	58.0%	60.2%	58.9%
% of FP17s for the same patient ID Re-attending between 3 & 9 months - Adults	1,427	3,815	37.4%	48.6%	51.8%	50.8%
% of FP17s for Band 1 Urgent Courses	698	5,843	11.9%	8.7%	8.1%	9.1%
% of FP17s Relating to Free Repair or Replacements	46	5,843	0.8%	0.7%	0.8%	0.8%
% of FP17s Relating to Continuations	21	5,843	0.4%	0.8%	0.9%	0.9%
% of Patients satisfied with the dentistry they have received	1	1	N/A	94.2%	92.7%	92.5%
% of Patients satisfied with the time they had to wait for an appointment	1	1	N/A	85.1%	87.4%	87.0%

* This is based on patients treated on this contract for their most recent course of treatment. Figures in italics indicate the base number of FP17s or Patient Questionnaire responses are less than 100. N/A is shown where the base number of responses is less than 10 during the period. % is calculated as Quantity/Base number*100

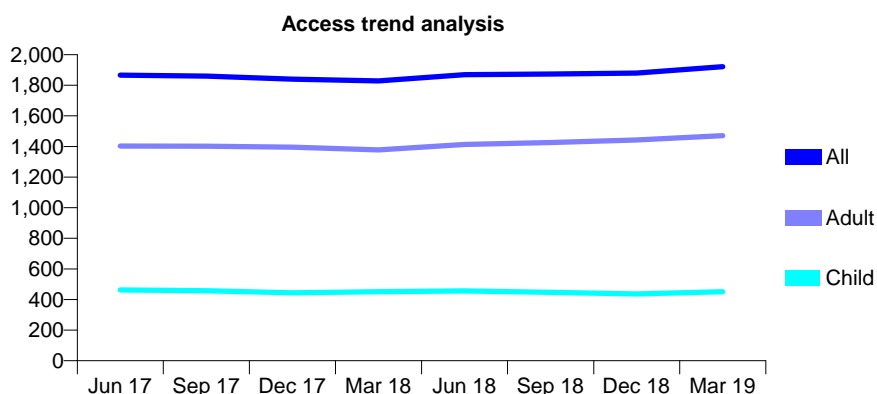
Q58 - Vital Signs At a Glance Contract Report for 246263/0001 - Year end March 2019

Name or company name	MR NF FARYAD
Contract type name	GDS Contract
Purpose of contract	General
Contract start date	01/04/2006
Contract end date	

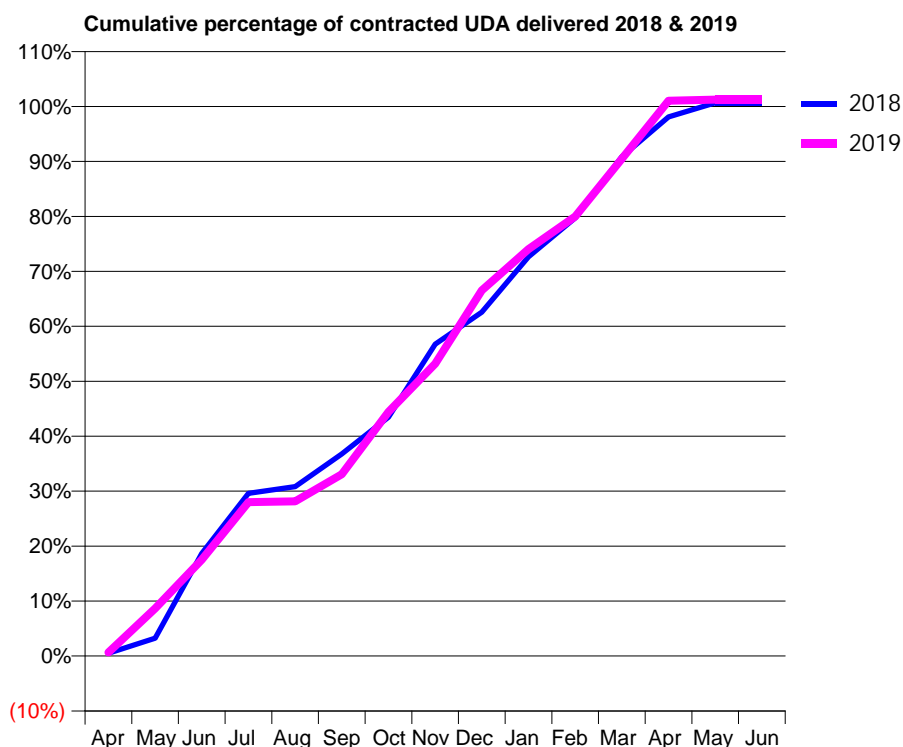
18/19 Contracted general activity (UDA)	8,525
Carry forward general activity (UDA)	-54
18/19 Contracted orthodontic activity (UOA)	0
Carry forward orthodontic activity (UOA)	0
Baseline contract value	£244,031.98

ACCESS*

Patients seen in 24 months	Total	Change since previous quarter
Quarter ending March 2018	1,829	
Quarter ending June 2018	1,869	↑
Quarter ending September 2018	1,873	→
Quarter ending December 2018	1,879	→
Quarter ending March 2019	1,922	↑
Variance since March 2018	5.1%	↑



ACTIVITY



Month	Adjusted Scheduled Activity (UDA)	
	2018	2019
April	44	57
May	279	740
June	1,590	1,494
July	2,523	2,388
August	2,629	2,400
September	3,135	2,819
October	3,706	3,788
November	4,837	4,533
December	5,333	5,671
January	6,193	6,312
February	6,796	6,817
March	7,745	7,713
April	8,362	8,613
May	8,579	8,630
June	8,579	8,630

QUALITY

	Quantity	Base Number	Contract	AT	Region	England
% of FP17s for the same patient ID Re-attending within 3 months - Children	51	673	7.6%	11.1%	11.5%	11.8%
% of FP17s for the same patient ID Re-attending within 3 months - Adults	212	1,806	11.7%	14.7%	15.2%	15.7%
% of FP17s for the same patient ID Re-attending between 3 & 9 months - Children	391	673	58.1%	58.0%	60.2%	58.9%
% of FP17s for the same patient ID Re-attending between 3 & 9 months - Adults	895	1,806	49.6%	48.6%	51.8%	50.8%
% of FP17s for Band 1 Urgent Courses	131	2,462	5.3%	8.7%	8.1%	9.1%
% of FP17s Relating to Free Repair or Replacements	14	2,462	0.6%	0.7%	0.8%	0.8%
% of FP17s Relating to Continuations	10	2,462	0.4%	0.8%	0.9%	0.9%
% of Patients satisfied with the dentistry they have received	0	0	N/A	94.2%	92.7%	92.5%
% of Patients satisfied with the time they had to wait for an appointment	0	0	N/A	85.1%	87.4%	87.0%

* This is based on patients treated on this contract for their most recent course of treatment.

Figures in italics indicate the base number of FP17s or Patient Questionnaire responses are less than 100. N/A is shown where the base number of responses is less than 10 during the period. % is calculated as Quantity/Base number*100

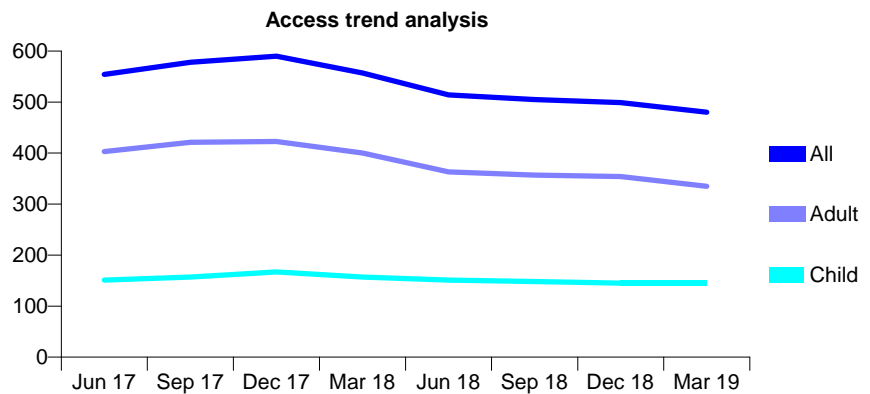
Q58 - Vital Signs At a Glance Contract Report for 251240/0001 - Year end March 2019

Name or company name	MISS NB YELLA
Contract type name	GDS Contract
Purpose of contract	General
Contract start date	01/02/2008
Contract end date	

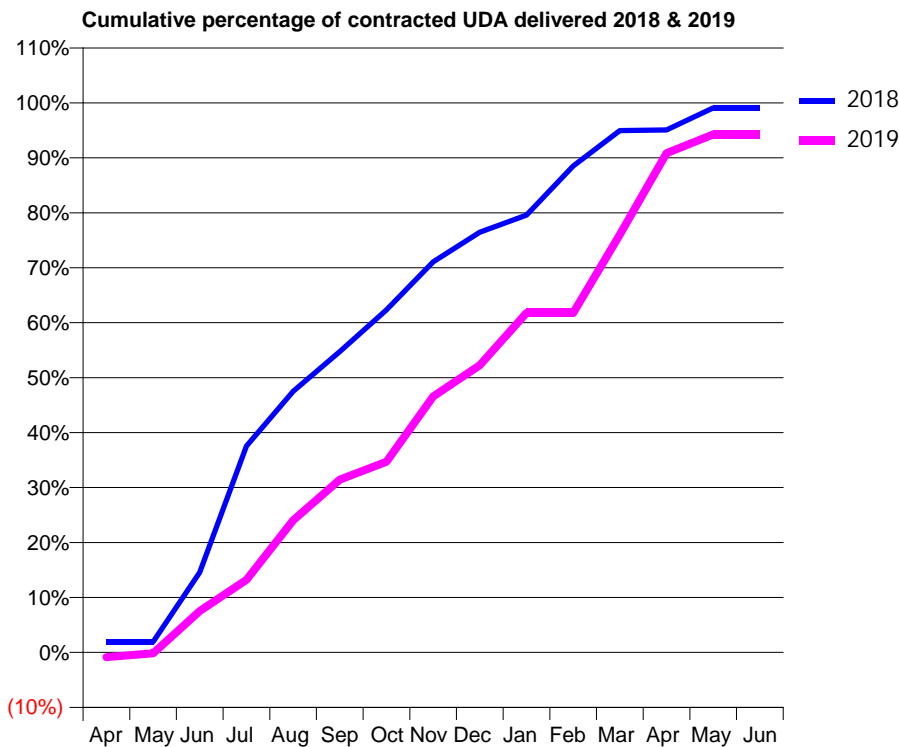
18/19 Contracted general activity (UDA)	1,679
Carry forward general activity (UDA)	15
18/19 Contracted orthodontic activity (UOA)	0
Carry forward orthodontic activity (UOA)	0
Baseline contract value	£48,998.24

ACCESS*

Patients seen in 24 months	Total	Change since previous quarter
Quarter ending March 2018	557	
Quarter ending June 2018	514	↓
Quarter ending September 2018	505	↓
Quarter ending December 2018	499	↓
Quarter ending March 2019	480	↓
Variance since March 2018	(13.8%)	↓



ACTIVITY



Month	Adjusted Scheduled Activity (UDA)	
	2018	2019
April	33	-15
May	33	-3
June	245	126
July	630	222
August	797	403
September	919	528
October	1,047	582
November	1,193	782
December	1,284	877
January	1,336	1,038
February	1,486	1,038
March	1,594	1,276
April	1,596	1,525
May	1,664	1,583
June	1,664	1,583

QUALITY

	Quantity	Base Number	Contract	AT	Region	England
% of FP17s for the same patient ID Re-attending within 3 months - Children	18	185	9.7%	11.1%	11.5%	11.8%
% of FP17s for the same patient ID Re-attending within 3 months - Adults	21	248	8.5%	14.7%	15.2%	15.7%
% of FP17s for the same patient ID Re-attending between 3 & 9 months - Children	87	185	47.0%	58.0%	60.2%	58.9%
% of FP17s for the same patient ID Re-attending between 3 & 9 months - Adults	65	248	26.2%	48.6%	51.8%	50.8%
% of FP17s for Band 1 Urgent Courses	54	434	12.4%	8.7%	8.1%	9.1%
% of FP17s Relating to Free Repair or Replacements	13	434	3.0%	0.7%	0.8%	0.8%
% of FP17s Relating to Continuations	0	434	0.0%	0.8%	0.9%	0.9%
% of Patients satisfied with the dentistry they have received	0	0	N/A	94.2%	92.7%	92.5%
% of Patients satisfied with the time they had to wait for an appointment	0	0	N/A	85.1%	87.4%	87.0%

* This is based on patients treated on this contract for their most recent course of treatment. Figures in italics indicate the base number of FP17s or Patient Questionnaire responses are less than 100. N/A is shown where the base number of responses is less than 10 during the period. % is calculated as Quantity/Base number*100

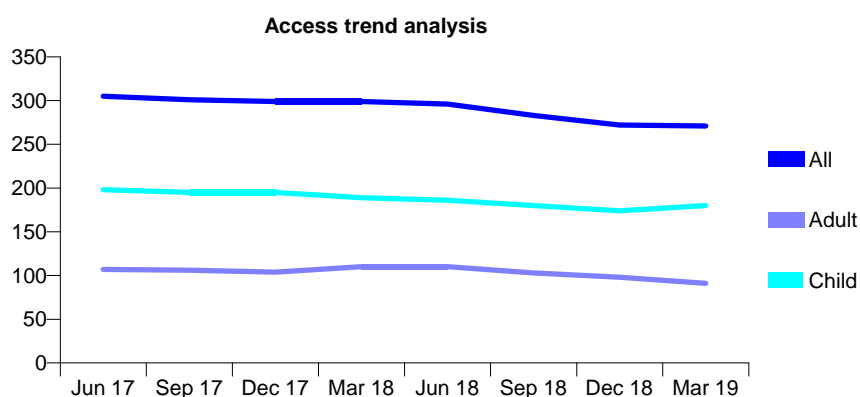
Q58 - Vital Signs At a Glance Contract Report for 256528/0001 - Year end March 2019

Name or company name	MR JW BRAZIER
Contract type name	GDS Contract
Purpose of contract	General
Contract start date	01/04/2006
Contract end date	

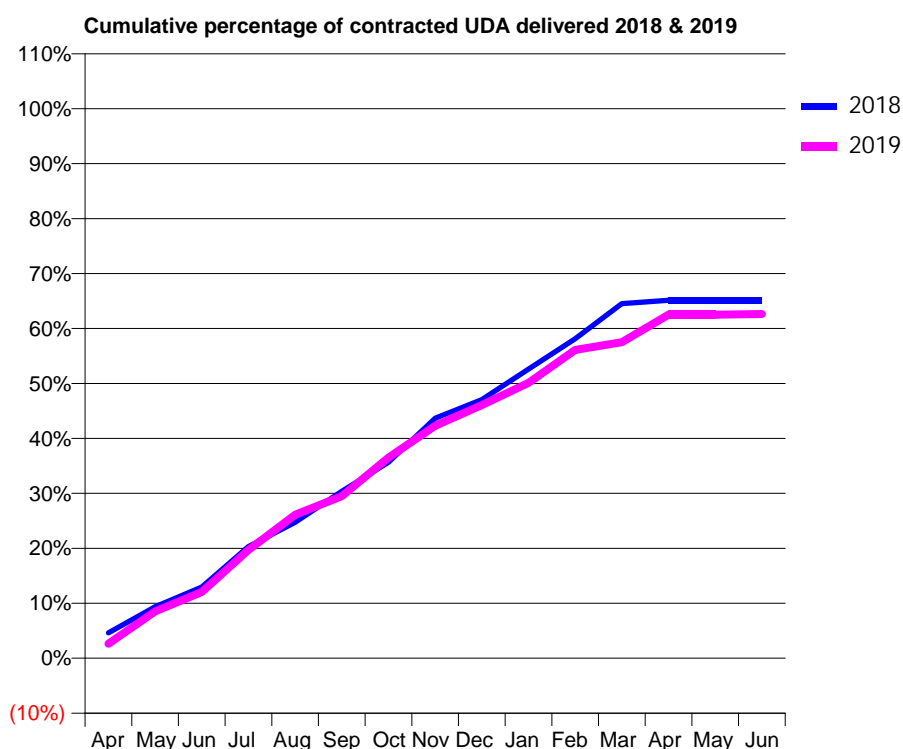
18/19 Contracted general activity (UDA)	800
Carry forward general activity (UDA)	0
18/19 Contracted orthodontic activity (UOA)	0
Carry forward orthodontic activity (UOA)	0
Baseline contract value	£18,705.00

ACCESS*

Patients seen in 24 months	Total	Change since previous quarter
Quarter ending March 2018	299	
Quarter ending June 2018	296	↓
Quarter ending September 2018	283	↓
Quarter ending December 2018	272	↓
Quarter ending March 2019	271	→
Variance since March 2018	(9.4%)	↓



ACTIVITY



Month	Adjusted Scheduled Activity (UDA)	
	2018	2019
April	37	21
May	75	68
June	104	96
July	163	158
August	198	209
September	243	236
October	285	292
November	349	338
December	376	369
January	421	401
February	465	449
March	516	460
April	521	500
May	521	500
June	521	501

QUALITY

	Quantity	Base Number	Contract	AT	Region	England
% of FP17s for the same patient ID Re-attending within 3 months - Children	16	256	6.3%	11.1%	11.5%	11.8%
% of FP17s for the same patient ID Re-attending within 3 months - Adults	11	86	12.8%	14.7%	15.2%	15.7%
% of FP17s for the same patient ID Re-attending between 3 & 9 months - Children	159	256	62.1%	58.0%	60.2%	58.9%
% of FP17s for the same patient ID Re-attending between 3 & 9 months - Adults	41	86	47.7%	48.6%	51.8%	50.8%
% of FP17s for Band 1 Urgent Courses	11	364	3.0%	8.7%	8.1%	9.1%
% of FP17s Relating to Free Repair or Replacements	6	364	1.6%	0.7%	0.8%	0.8%
% of FP17s Relating to Continuations	0	364	0.0%	0.8%	0.9%	0.9%
% of Patients satisfied with the dentistry they have received	0	0	N/A	94.2%	92.7%	92.5%
% of Patients satisfied with the time they had to wait for an appointment	0	0	N/A	85.1%	87.4%	87.0%

* This is based on patients treated on this contract for their most recent course of treatment.

Figures in italics indicate the base number of FP17s or Patient Questionnaire responses are less than 100. N/A is shown where the base number of responses is less than 10 during the period. % is calculated as Quantity/Base number*100

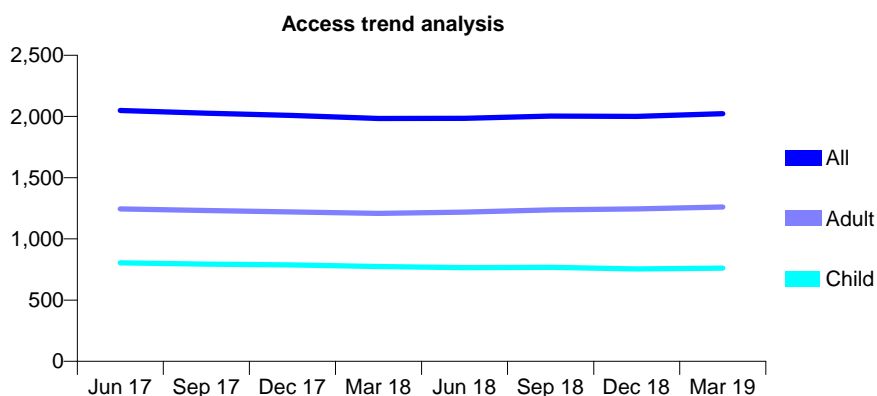
Q58 - Vital Signs At a Glance Contract Report for 257141/0002 - Year end March 2019

Name or company name	Cloves Dental Practice
Contract type name	GDS Contract
Purpose of contract	General
Contract start date	01/07/2012
Contract end date	

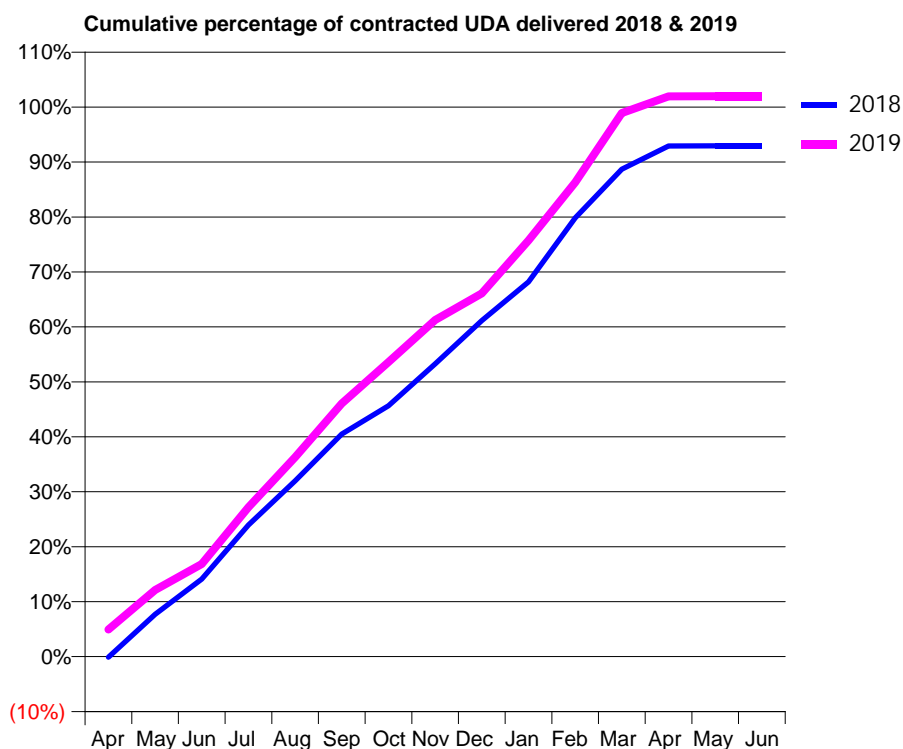
18/19 Contracted general activity (UDA)	7,200
Carry forward general activity (UDA)	0
18/19 Contracted orthodontic activity (UOA)	0
Carry forward orthodontic activity (UOA)	0
Baseline contract value	£166,353.18

ACCESS*

Patients seen in 24 months	Total	Change since previous quarter
Quarter ending March 2018	1,983	
Quarter ending June 2018	1,985	→
Quarter ending September 2018	2,004	→
Quarter ending December 2018	2,000	→
Quarter ending March 2019	2,023	→
Variance since March 2018	2.0%	↑



ACTIVITY



Month	Adjusted Scheduled Activity (UDA)	
	2018	2019
April	-9	356
May	555	874
June	1,016	1,214
July	1,726	1,958
August	2,303	2,615
September	2,914	3,315
October	3,287	3,860
November	3,836	4,410
December	4,403	4,759
January	4,909	5,452
February	5,749	6,213
March	6,386	7,120
April	6,690	7,339
May	6,690	7,342
June	6,690	7,342

QUALITY

	Quantity	Base Number	Contract	AT	Region	England
% of FP17s for the same patient ID Re-attending within 3 months - Children	126	1,423	8.9%	11.1%	11.5%	11.8%
% of FP17s for the same patient ID Re-attending within 3 months - Adults	344	2,173	15.8%	14.7%	15.2%	15.7%
% of FP17s for the same patient ID Re-attending between 3 & 9 months - Children	971	1,423	68.2%	58.0%	60.2%	58.9%
% of FP17s for the same patient ID Re-attending between 3 & 9 months - Adults	1,437	2,173	66.1%	48.6%	51.8%	50.8%
% of FP17s for Band 1 Urgent Courses	225	3,541	6.4%	8.7%	8.1%	9.1%
% of FP17s Relating to Free Repair or Replacements	7	3,541	0.2%	0.7%	0.8%	0.8%
% of FP17s Relating to Continuations	5	3,541	0.1%	0.8%	0.9%	0.9%
% of Patients satisfied with the dentistry they have received	1	1	N/A	94.2%	92.7%	92.5%
% of Patients satisfied with the time they had to wait for an appointment	1	1	N/A	85.1%	87.4%	87.0%

* This is based on patients treated on this contract for their most recent course of treatment. Figures in italics indicate the base number of FP17s or Patient Questionnaire responses are less than 100. N/A is shown where the base number of responses is less than 10 during the period. % is calculated as Quantity/Base number*100

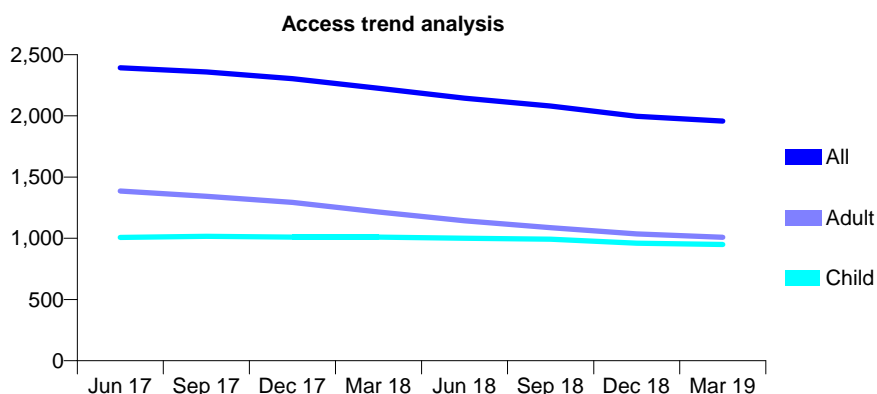
Q58 - Vital Signs At a Glance Contract Report for 258598/0001 - Year end March 2019

Name or company name	MR S OLDHAM
Contract type name	GDS Contract
Purpose of contract	General
Contract start date	01/04/2007
Contract end date	

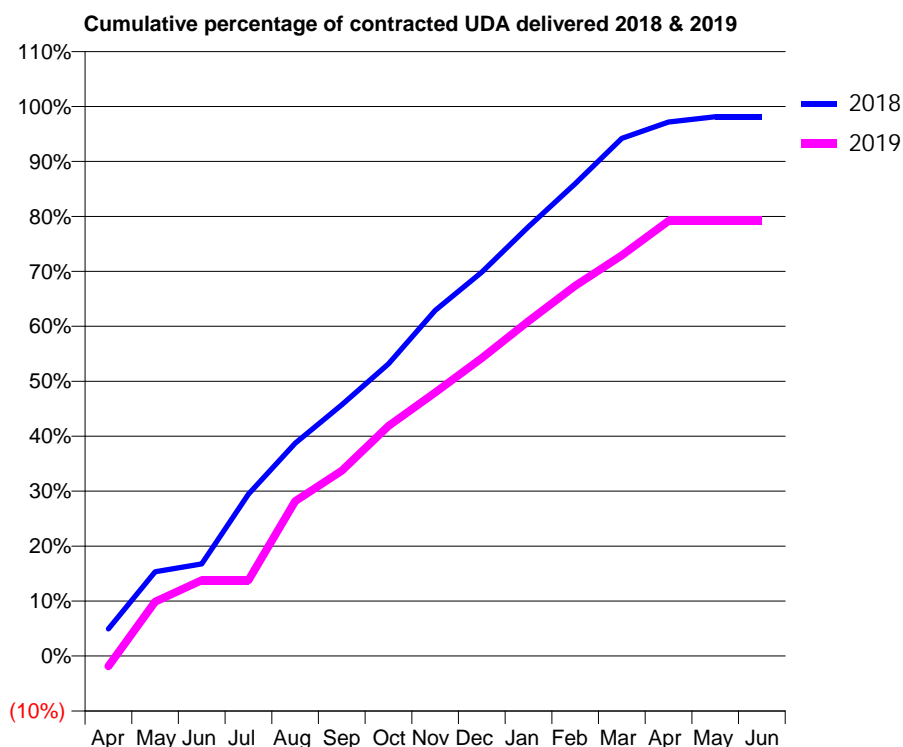
18/19 Contracted general activity (UDA)	4,667
Carry forward general activity (UDA)	87
18/19 Contracted orthodontic activity (UOA)	0
Carry forward orthodontic activity (UOA)	0
Baseline contract value	£119,170.70

ACCESS*

Patients seen in 24 months	Total	Change since previous quarter
Quarter ending March 2018	2,225	
Quarter ending June 2018	2,144	↓
Quarter ending September 2018	2,080	↓
Quarter ending December 2018	1,997	↓
Quarter ending March 2019	1,957	↓
Variance since March 2018	(12.0%)	↓



ACTIVITY



Month	Adjusted Scheduled Activity (UDA)	
	2018	2019
April	231	-87
May	717	461
June	782	644
July	1,376	644
August	1,807	1,316
September	2,133	1,574
October	2,481	1,954
November	2,935	2,237
December	3,260	2,529
January	3,646	2,844
February	4,012	3,145
March	4,396	3,403
April	4,536	3,695
May	4,579	3,695
June	4,579	3,695

QUALITY

	Quantity	Base Number	Contract	AT	Region	England
% of FP17s for the same patient ID Re-attending within 3 months - Children	85	1,266	6.7%	11.1%	11.5%	11.8%
% of FP17s for the same patient ID Re-attending within 3 months - Adults	119	998	11.9%	14.7%	15.2%	15.7%
% of FP17s for the same patient ID Re-attending between 3 & 9 months - Children	653	1,266	51.6%	58.0%	60.2%	58.9%
% of FP17s for the same patient ID Re-attending between 3 & 9 months - Adults	418	998	41.9%	48.6%	51.8%	50.8%
% of FP17s for Band 1 Urgent Courses	210	2,308	9.1%	8.7%	8.1%	9.1%
% of FP17s Relating to Free Repair or Replacements	1	2,308	0.0%	0.7%	0.8%	0.8%
% of FP17s Relating to Continuations	19	2,308	0.8%	0.8%	0.9%	0.9%
% of Patients satisfied with the dentistry they have received	1	1	N/A	94.2%	92.7%	92.5%
% of Patients satisfied with the time they had to wait for an appointment	1	1	N/A	85.1%	87.4%	87.0%

* This is based on patients treated on this contract for their most recent course of treatment. Figures in italics indicate the base number of FP17s or Patient Questionnaire responses are less than 100. N/A is shown where the base number of responses is less than 10 during the period. % is calculated as Quantity/Base number*100

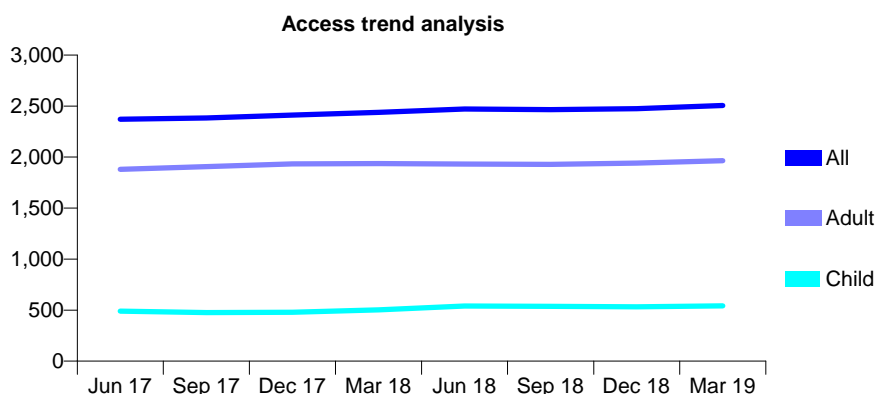
Q58 - Vital Signs At a Glance Contract Report for 261483/0001 - Year end March 2019

Name or company name	MR BP PATEL
Contract type name	GDS Contract
Purpose of contract	General
Contract start date	01/04/2006
Contract end date	

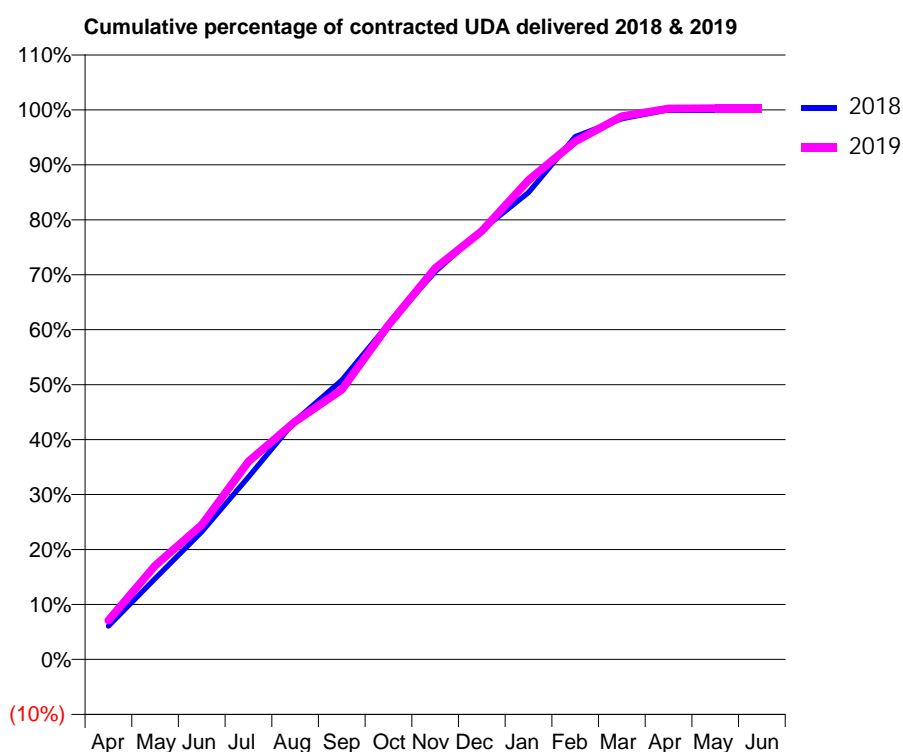
18/19 Contracted general activity (UDA)	6,200
Carry forward general activity (UDA)	-1
18/19 Contracted orthodontic activity (UOA)	0
Carry forward orthodontic activity (UOA)	0
Baseline contract value	£155,334.18

ACCESS*

Patients seen in 24 months	Total	Change since previous quarter
Quarter ending March 2018	2,438	
Quarter ending June 2018	2,471	→
Quarter ending September 2018	2,465	→
Quarter ending December 2018	2,475	→
Quarter ending March 2019	2,506	→
Variance since March 2018	2.8%	↑



ACTIVITY



Month	Adjusted Scheduled Activity (UDA)	
	2018	2019
April	377	440
May	913	1,058
June	1,440	1,517
July	2,058	2,234
August	2,693	2,684
September	3,150	3,044
October	3,783	3,773
November	4,374	4,414
December	4,846	4,834
January	5,268	5,407
February	5,898	5,845
March	6,100	6,128
April	6,202	6,213
May	6,202	6,218
June	6,202	6,218

QUALITY

	Quantity	Base Number	Contract	AT	Region	England
% of FP17s for the same patient ID Re-attending within 3 months - Children	46	770	6.0%	11.1%	11.5%	11.8%
% of FP17s for the same patient ID Re-attending within 3 months - Adults	379	2,908	13.0%	14.7%	15.2%	15.7%
% of FP17s for the same patient ID Re-attending between 3 & 9 months - Children	423	770	54.9%	58.0%	60.2%	58.9%
% of FP17s for the same patient ID Re-attending between 3 & 9 months - Adults	1,645	2,908	56.6%	48.6%	51.8%	50.8%
% of FP17s for Band 1 Urgent Courses	325	2,991	10.9%	8.7%	8.1%	9.1%
% of FP17s Relating to Free Repair or Replacements	22	2,991	0.7%	0.7%	0.8%	0.8%
% of FP17s Relating to Continuations	4	2,991	0.1%	0.8%	0.9%	0.9%
% of Patients satisfied with the dentistry they have received	0	0	N/A	94.2%	92.7%	92.5%
% of Patients satisfied with the time they had to wait for an appointment	0	0	N/A	85.1%	87.4%	87.0%

* This is based on patients treated on this contract for their most recent course of treatment.

Figures in italics indicate the base number of FP17s or Patient Questionnaire responses are less than 100. N/A is shown where the base number of responses is less than 10 during the period. % is calculated as Quantity/Base number*100

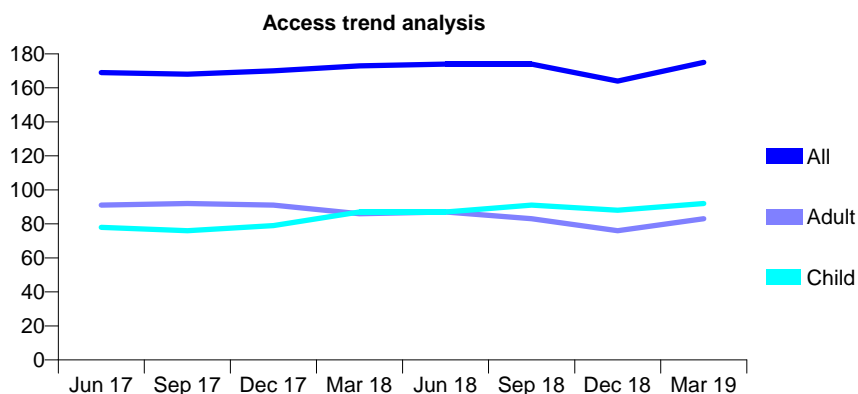
Q58 - Vital Signs At a Glance Contract Report for 261785/0001 - Year end March 2019

Name or company name	MR P SABHARWAL
Contract type name	GDS Contract
Purpose of contract	General
Contract start date	01/04/2006
Contract end date	

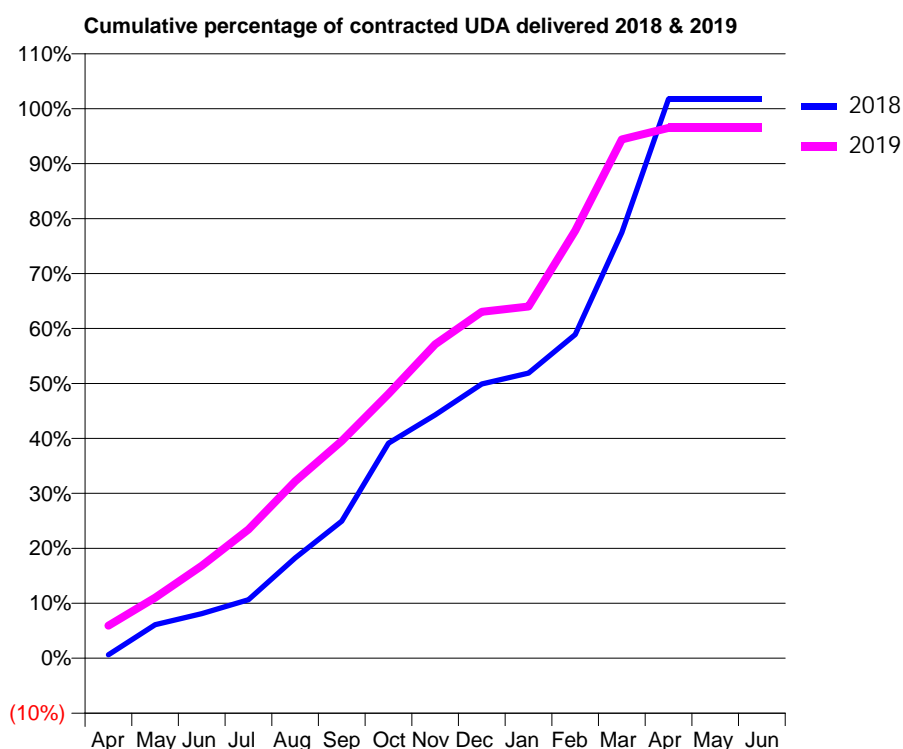
18/19 Contracted general activity (UDA)	658
Carry forward general activity (UDA)	-11
18/19 Contracted orthodontic activity (UOA)	0
Carry forward orthodontic activity (UOA)	0
Baseline contract value	£19,987.02

ACCESS*

Patients seen in 24 months	Total	Change since previous quarter
Quarter ending March 2018	173	
Quarter ending June 2018	174	→
Quarter ending September 2018	174	→
Quarter ending December 2018	164	↓
Quarter ending March 2019	175	↑
Variance since March 2018	1.2%	→



ACTIVITY



Month	2018	2019
April	4	39
May	40	73
June	53	111
July	70	154
August	120	212
September	164	260
October	257	317
November	291	376
December	328	415
January	341	421
February	388	512
March	510	621
April	670	635
May	670	635
June	670	635

QUALITY

	Quantity	Base Number	Contract	AT	Region	England
% of FP17s for the same patient ID Re-attending within 3 months - Children	6	118	5.1%	11.1%	11.5%	11.8%
% of FP17s for the same patient ID Re-attending within 3 months - Adults	11	96	11.5%	14.7%	15.2%	15.7%
% of FP17s for the same patient ID Re-attending between 3 & 9 months - Children	69	118	58.5%	58.0%	60.2%	58.9%
% of FP17s for the same patient ID Re-attending between 3 & 9 months - Adults	35	96	36.5%	48.6%	51.8%	50.8%
% of FP17s for Band 1 Urgent Courses	25	200	12.5%	8.7%	8.1%	9.1%
% of FP17s Relating to Free Repair or Replacements	0	200	0.0%	0.7%	0.8%	0.8%
% of FP17s Relating to Continuations	1	200	0.5%	0.8%	0.9%	0.9%
% of Patients satisfied with the dentistry they have received	0	0	N/A	94.2%	92.7%	92.5%
% of Patients satisfied with the time they had to wait for an appointment	0	0	N/A	85.1%	87.4%	87.0%

* This is based on patients treated on this contract for their most recent course of treatment.

Figures in italics indicate the base number of FP17s or Patient Questionnaire responses are less than 100. N/A is shown where the base number of responses is less than 10 during the period. % is calculated as Quantity/Base number*100

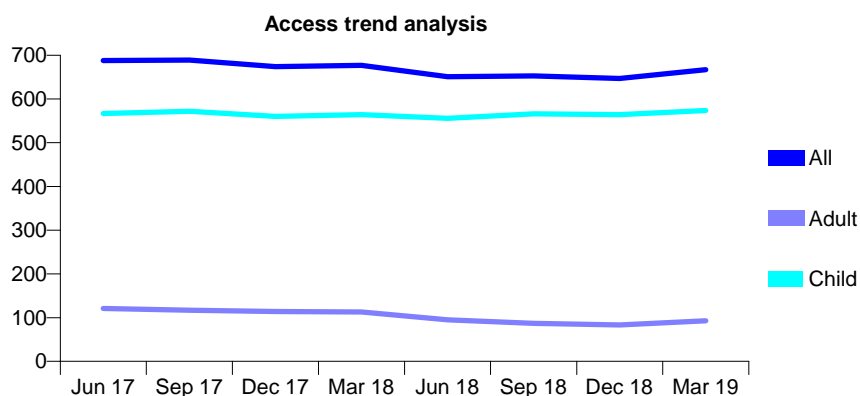
Q58 - Vital Signs At a Glance Contract Report for 263605/0002 - Year end March 2019

Name or company name	MR MD VERNON
Contract type name	GDS Contract
Purpose of contract	General
Contract start date	01/02/2010
Contract end date	

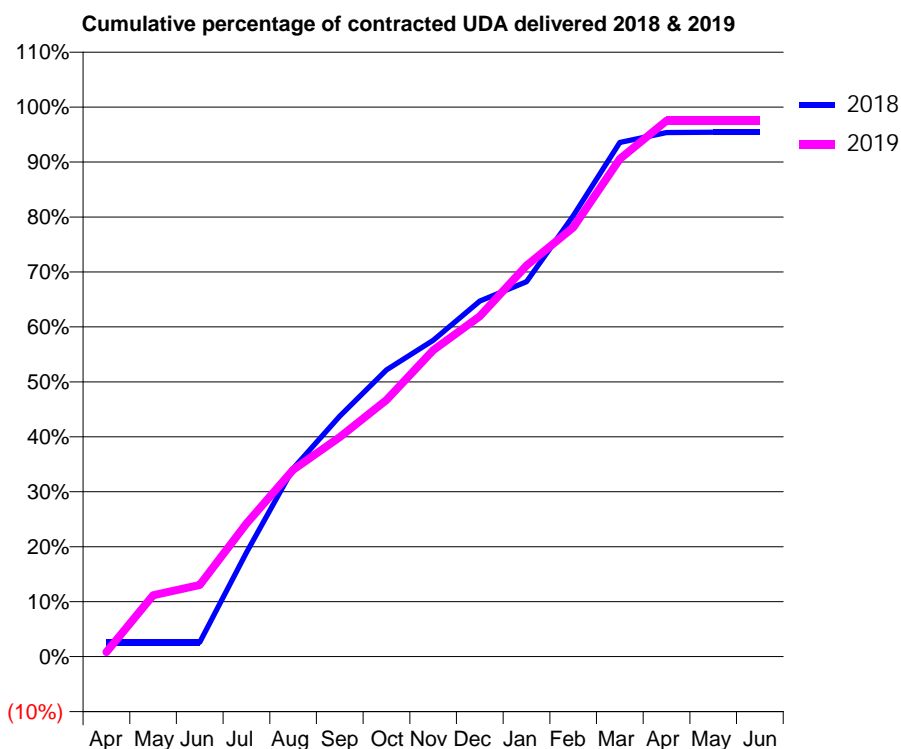
18/19 Contracted general activity (UDA)	1,184
Carry forward general activity (UDA)	0
18/19 Contracted orthodontic activity (UOA)	0
Carry forward orthodontic activity (UOA)	0
Baseline contract value	£32,349.89

ACCESS*

Patients seen in 24 months	Total	Change since previous quarter
Quarter ending March 2018	677	
Quarter ending June 2018	651	↓
Quarter ending September 2018	653	→
Quarter ending December 2018	647	→
Quarter ending March 2019	667	↑
Variance since March 2018	(1.5%)	↓



ACTIVITY



Month	Adjusted Scheduled Activity (UDA)	
	2018	2019
April	31	10
May	31	132
June	31	154
July	224	287
August	405	403
September	518	473
October	618	553
November	682	660
December	766	733
January	808	843
February	950	925
March	1,108	1,072
April	1,129	1,155
May	1,130	1,155
June	1,130	1,155

QUALITY

	Quantity	Base Number	Contract	AT	Region	England
% of FP17s for the same patient ID Re-attending within 3 months - Children	26	807	3.2%	11.1%	11.5%	11.8%
% of FP17s for the same patient ID Re-attending within 3 months - Adults	0	33	0.0%	14.7%	15.2%	15.7%
% of FP17s for the same patient ID Re-attending between 3 & 9 months - Children	506	807	62.7%	58.0%	60.2%	58.9%
% of FP17s for the same patient ID Re-attending between 3 & 9 months - Adults	21	33	63.6%	48.6%	51.8%	50.8%
% of FP17s for Band 1 Urgent Courses	14	879	1.6%	8.7%	8.1%	9.1%
% of FP17s Relating to Free Repair or Replacements	0	879	0.0%	0.7%	0.8%	0.8%
% of FP17s Relating to Continuations	0	879	0.0%	0.8%	0.9%	0.9%
% of Patients satisfied with the dentistry they have received	1	1	N/A	94.2%	92.7%	92.5%
% of Patients satisfied with the time they had to wait for an appointment	1	1	N/A	85.1%	87.4%	87.0%

* This is based on patients treated on this contract for their most recent course of treatment. Figures in italics indicate the base number of FP17s or Patient Questionnaire responses are less than 100. N/A is shown where the base number of responses is less than 10 during the period. % is calculated as Quantity/Base number*100

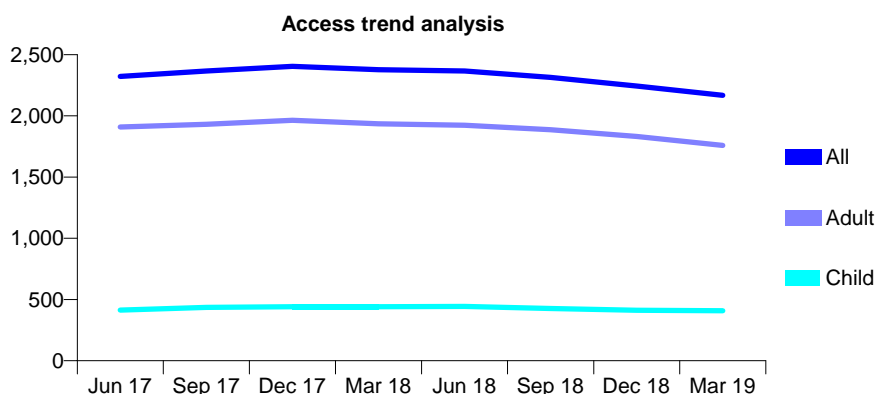
Q58 - Vital Signs At a Glance Contract Report for 264245/0002 - Year end March 2019

Name or company name	MR P PATEL
Contract type name	GDS Contract
Purpose of contract	General
Contract start date	01/04/2012
Contract end date	

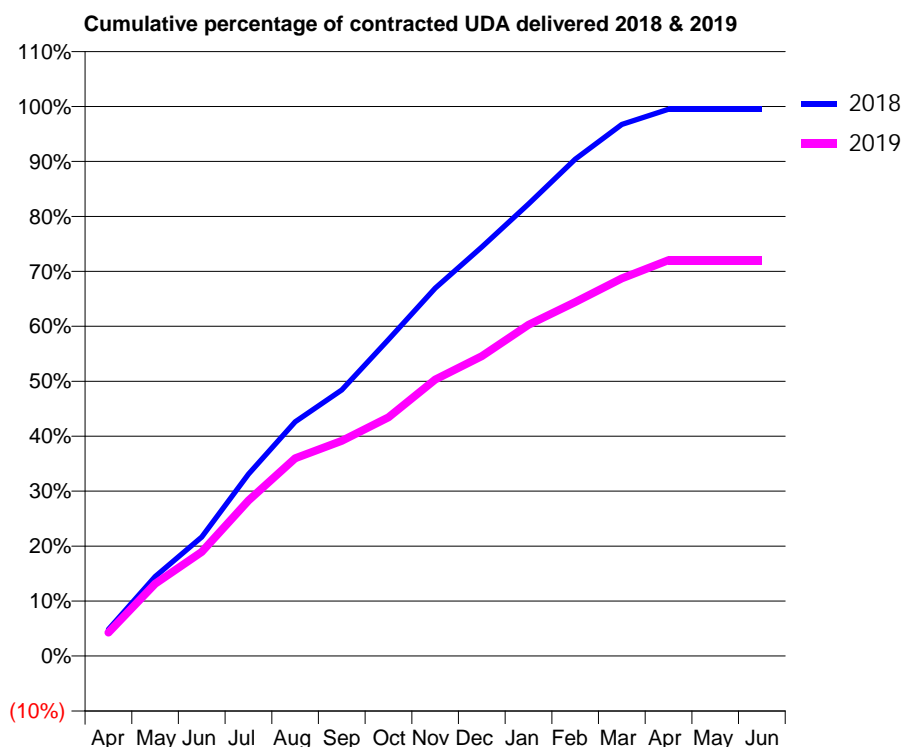
18/19 Contracted general activity (UDA)	8,709
Carry forward general activity (UDA)	42
18/19 Contracted orthodontic activity (UOA)	0
Carry forward orthodontic activity (UOA)	0
Baseline contract value	£185,657.21

ACCESS*

Patients seen in 24 months	Total	Change since previous quarter
Quarter ending March 2018	2,377	
Quarter ending June 2018	2,367	→
Quarter ending September 2018	2,314	↓
Quarter ending December 2018	2,244	↓
Quarter ending March 2019	2,168	↓
Variance since March 2018	(8.8%)	↓



ACTIVITY



Month	Adjusted Scheduled Activity (UDA)	
	2018	2019
April	421	372
May	1,261	1,146
June	1,887	1,649
July	2,883	2,464
August	3,713	3,133
September	4,217	3,411
October	5,017	3,783
November	5,829	4,382
December	6,481	4,752
January	7,162	5,249
February	7,873	5,608
March	8,425	5,983
April	8,664	6,273
May	8,667	6,273
June	8,667	6,273

QUALITY

	Quantity	Base Number	Contract	AT	Region	England
% of FP17s for the same patient ID Re-attending within 3 months - Children	41	600	6.8%	11.1%	11.5%	11.8%
% of FP17s for the same patient ID Re-attending within 3 months - Adults	487	2,784	17.5%	14.7%	15.2%	15.7%
% of FP17s for the same patient ID Re-attending between 3 & 9 months - Children	426	600	71.0%	58.0%	60.2%	58.9%
% of FP17s for the same patient ID Re-attending between 3 & 9 months - Adults	1,869	2,784	67.1%	48.6%	51.8%	50.8%
% of FP17s for Band 1 Urgent Courses	131	3,433	3.8%	8.7%	8.1%	9.1%
% of FP17s Relating to Free Repair or Replacements	103	3,433	3.0%	0.7%	0.8%	0.8%
% of FP17s Relating to Continuations	120	3,433	3.5%	0.8%	0.9%	0.9%
% of Patients satisfied with the dentistry they have received	0	0	N/A	94.2%	92.7%	92.5%
% of Patients satisfied with the time they had to wait for an appointment	0	0	N/A	85.1%	87.4%	87.0%

* This is based on patients treated on this contract for their most recent course of treatment. Figures in italics indicate the base number of FP17s or Patient Questionnaire responses are less than 100. N/A is shown where the base number of responses is less than 10 during the period. % is calculated as Quantity/Base number*100

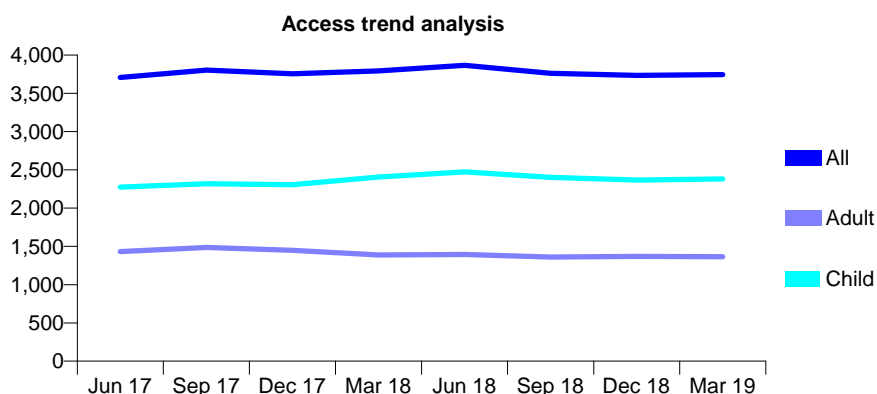
Q58 - Vital Signs At a Glance Contract Report for 269735/0001 - Year end March 2019

Name or company name	MR JS CHADHA
Contract type name	GDS Contract
Purpose of contract	General
Contract start date	01/08/2007
Contract end date	

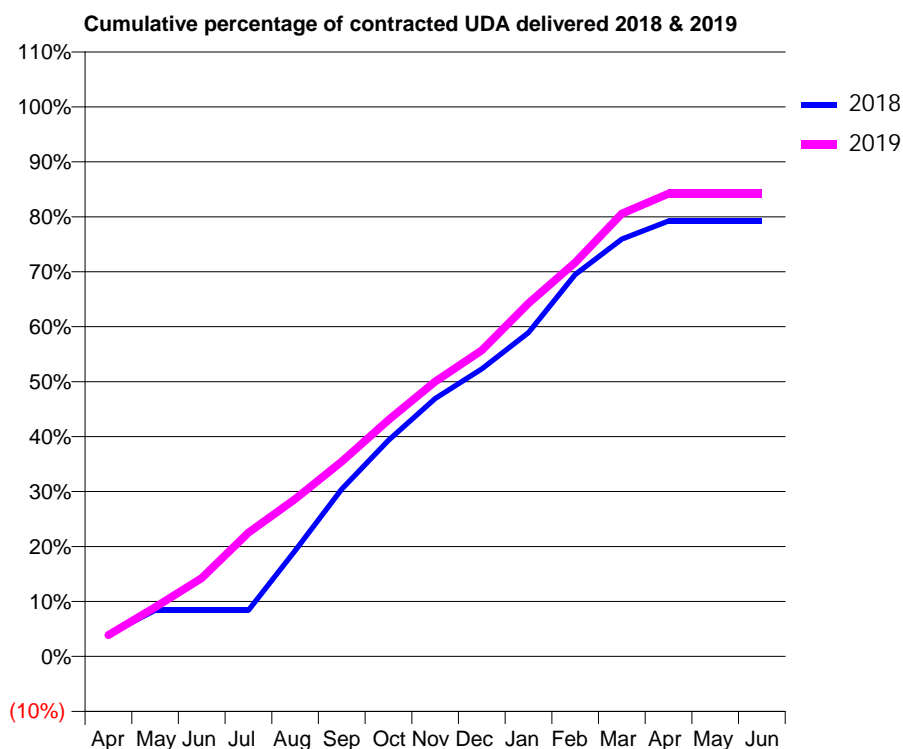
18/19 Contracted general activity (UDA)	14,113
Carry forward general activity (UDA)	0
18/19 Contracted orthodontic activity (UOA)	0
Carry forward orthodontic activity (UOA)	0
Baseline contract value	£267,689.83

ACCESS*

Patients seen in 24 months	Total	Change since previous quarter
Quarter ending March 2018	3,794	
Quarter ending June 2018	3,866	→
Quarter ending September 2018	3,762	↓
Quarter ending December 2018	3,735	→
Quarter ending March 2019	3,745	→
Variance since March 2018	(1.3%)	↓



ACTIVITY



Month	Adjusted Scheduled Activity (UDA)	
	2018	2019
April	559	550
May	1,187	1,267
June	1,187	2,012
July	1,187	3,181
August	2,722	4,044
September	4,296	5,004
October	5,550	6,074
November	6,622	7,061
December	7,386	7,861
January	8,318	9,069
February	9,808	10,120
March	10,717	11,370
April	11,181	11,883
May	11,180	11,882
June	11,179	11,882

QUALITY

	Quantity	Base Number	Contract	AT	Region	England
% of FP17s for the same patient ID Re-attending within 3 months - Children	618	4,196	14.7%	11.1%	11.5%	11.8%
% of FP17s for the same patient ID Re-attending within 3 months - Adults	551	1,829	30.1%	14.7%	15.2%	15.7%
% of FP17s for the same patient ID Re-attending between 3 & 9 months - Children	2,432	4,196	58.0%	58.0%	60.2%	58.9%
% of FP17s for the same patient ID Re-attending between 3 & 9 months - Adults	757	1,829	41.4%	48.6%	51.8%	50.8%
% of FP17s for Band 1 Urgent Courses	596	5,973	10.0%	8.7%	8.1%	9.1%
% of FP17s Relating to Free Repair or Replacements	1	5,973	0.0%	0.7%	0.8%	0.8%
% of FP17s Relating to Continuations	1	5,973	0.0%	0.8%	0.9%	0.9%
% of Patients satisfied with the dentistry they have received	0	0	N/A	94.2%	92.7%	92.5%
% of Patients satisfied with the time they had to wait for an appointment	0	0	N/A	85.1%	87.4%	87.0%

* This is based on patients treated on this contract for their most recent course of treatment. Figures in italics indicate the base number of FP17s or Patient Questionnaire responses are less than 100. N/A is shown where the base number of responses is less than 10 during the period. % is calculated as Quantity/Base number*100

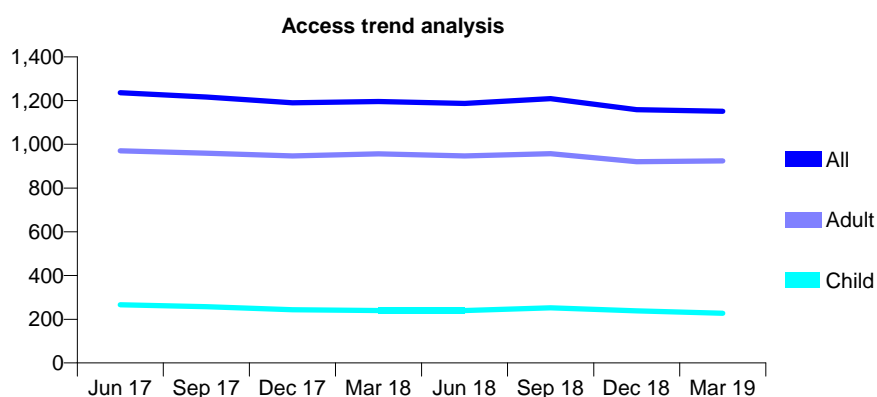
Q58 - Vital Signs At a Glance Contract Report for 270946/0001 - Year end March 2019

Name or company name	MISS M AFKHAMI MADANI
Contract type name	GDS Contract
Purpose of contract	General
Contract start date	01/04/2006
Contract end date	

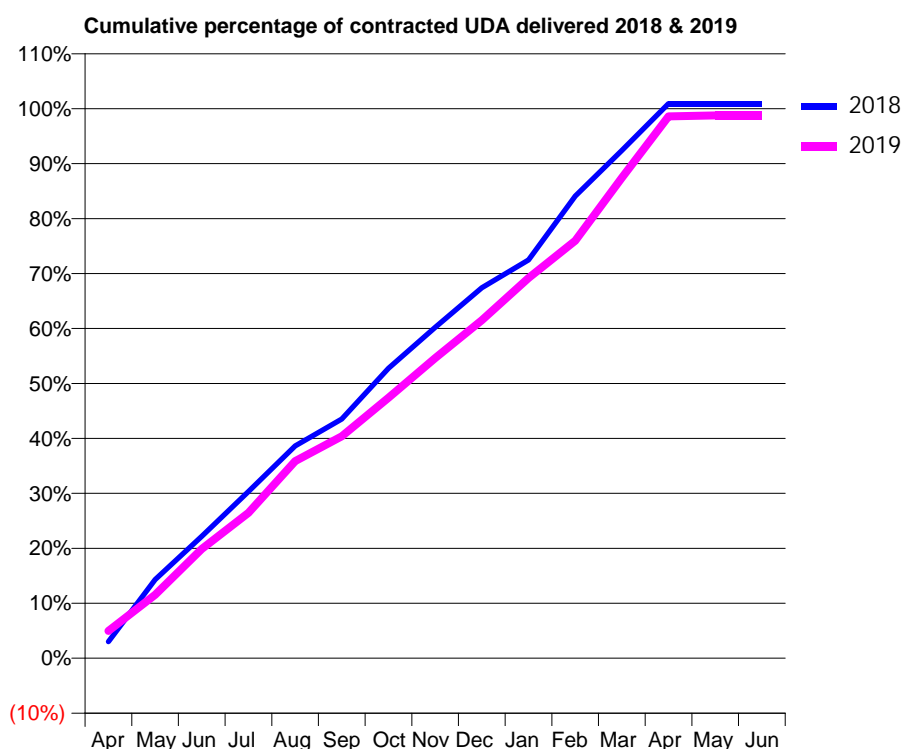
18/19 Contracted general activity (UDA)	3,481
Carry forward general activity (UDA)	-32
18/19 Contracted orthodontic activity (UOA)	0
Carry forward orthodontic activity (UOA)	0
Baseline contract value	£95,405.48

ACCESS*

Patients seen in 24 months	Total	Change since previous quarter
Quarter ending March 2018	1,196	
Quarter ending June 2018	1,187	→
Quarter ending September 2018	1,209	→
Quarter ending December 2018	1,158	↓
Quarter ending March 2019	1,151	→
Variance since March 2018	(3.8%)	↓



ACTIVITY



Month	2018	2019
April	105	173
May	498	403
June	772	692
July	1,056	921
August	1,345	1,248
September	1,515	1,405
October	1,836	1,650
November	2,096	1,901
December	2,346	2,141
January	2,523	2,408
February	2,927	2,645
March	3,216	3,043
April	3,513	3,432
May	3,513	3,438
June	3,513	3,438

QUALITY

	Quantity	Base Number	Contract	AT	Region	England
% of FP17s for the same patient ID Re-attending within 3 months - Children	8	265	3.0%	11.1%	11.5%	11.8%
% of FP17s for the same patient ID Re-attending within 3 months - Adults	158	1,243	12.7%	14.7%	15.2%	15.7%
% of FP17s for the same patient ID Re-attending between 3 & 9 months - Children	112	265	42.3%	58.0%	60.2%	58.9%
% of FP17s for the same patient ID Re-attending between 3 & 9 months - Adults	667	1,243	53.7%	48.6%	51.8%	50.8%
% of FP17s for Band 1 Urgent Courses	87	1,540	5.6%	8.7%	8.1%	9.1%
% of FP17s Relating to Free Repair or Replacements	30	1,540	1.9%	0.7%	0.8%	0.8%
% of FP17s Relating to Continuations	5	1,540	0.3%	0.8%	0.9%	0.9%
% of Patients satisfied with the dentistry they have received	0	0	N/A	94.2%	92.7%	92.5%
% of Patients satisfied with the time they had to wait for an appointment	0	0	N/A	85.1%	87.4%	87.0%

* This is based on patients treated on this contract for their most recent course of treatment.

Figures in italics indicate the base number of FP17s or Patient Questionnaire responses are less than 100. N/A is shown where the base number of responses is less than 10 during the period. % is calculated as Quantity/Base number*100

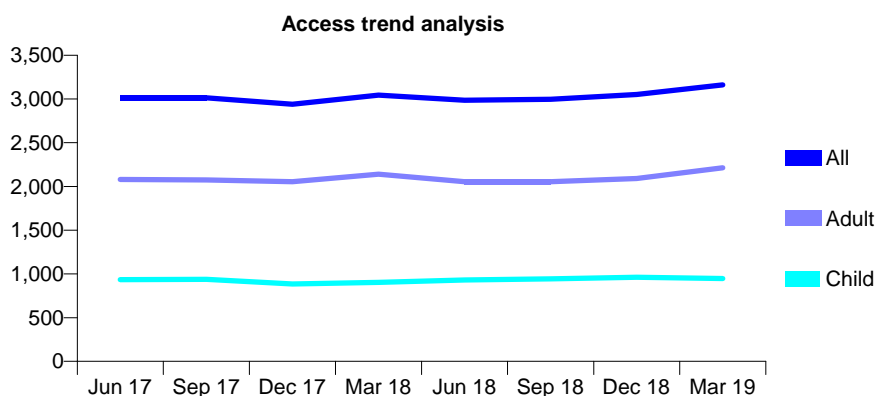
Q58 - Vital Signs At a Glance Contract Report for 273767/0001 - Year end March 2019

Name or company name	MR V GEHANI
Contract type name	GDS Contract
Purpose of contract	General
Contract start date	01/04/2006
Contract end date	

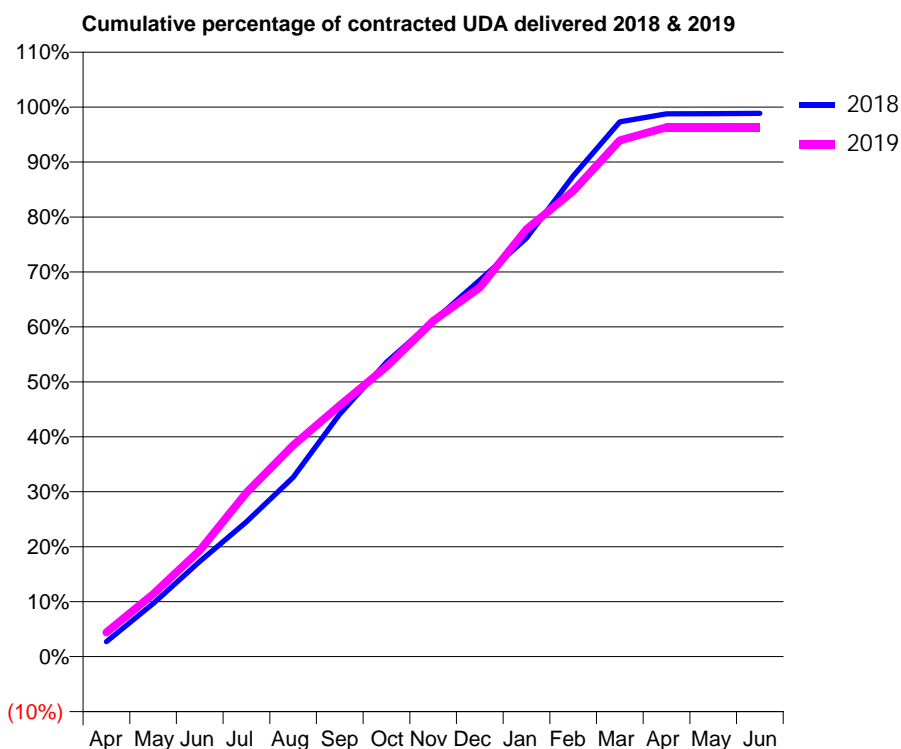
18/19 Contracted general activity (UDA)	6,854
Carry forward general activity (UDA)	78
18/19 Contracted orthodontic activity (UOA)	0
Carry forward orthodontic activity (UOA)	0
Baseline contract value	£178,646.08

ACCESS*

Patients seen in 24 months	Total	Change since previous quarter
Quarter ending March 2018	3,045	
Quarter ending June 2018	2,985	↓
Quarter ending September 2018	2,996	→
Quarter ending December 2018	3,053	→
Quarter ending March 2019	3,161	↑
Variance since March 2018	3.8%	↑



ACTIVITY



Month	Adjusted Scheduled Activity (UDA)	
	2018	2019
April	186	303
May	663	780
June	1,187	1,325
July	1,683	2,045
August	2,236	2,635
September	3,025	3,133
October	3,672	3,616
November	4,184	4,187
December	4,696	4,603
January	5,221	5,329
February	5,995	5,808
March	6,670	6,438
April	6,769	6,602
May	6,773	6,602
June	6,776	6,602

QUALITY

	Quantity	Base Number	Contract	AT	Region	England
% of FP17s for the same patient ID Re-attending within 3 months - Children	57	1,307	4.4%	11.1%	11.5%	11.8%
% of FP17s for the same patient ID Re-attending within 3 months - Adults	220	2,568	8.6%	14.7%	15.2%	15.7%
% of FP17s for the same patient ID Re-attending between 3 & 9 months - Children	528	1,307	40.4%	58.0%	60.2%	58.9%
% of FP17s for the same patient ID Re-attending between 3 & 9 months - Adults	925	2,568	36.0%	48.6%	51.8%	50.8%
% of FP17s for Band 1 Urgent Courses	354	3,582	9.9%	8.7%	8.1%	9.1%
% of FP17s Relating to Free Repair or Replacements	16	3,582	0.4%	0.7%	0.8%	0.8%
% of FP17s Relating to Continuations	15	3,582	0.4%	0.8%	0.9%	0.9%
% of Patients satisfied with the dentistry they have received	1	1	N/A	94.2%	92.7%	92.5%
% of Patients satisfied with the time they had to wait for an appointment	1	1	N/A	85.1%	87.4%	87.0%

* This is based on patients treated on this contract for their most recent course of treatment. Figures in italics indicate the base number of FP17s or Patient Questionnaire responses are less than 100. N/A is shown where the base number of responses is less than 10 during the period. % is calculated as Quantity/Base number*100

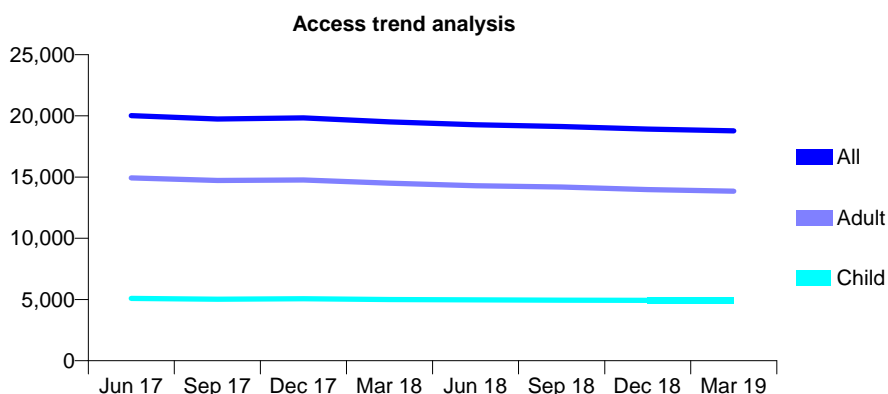
Q58 - Vital Signs At a Glance Contract Report for 273848/0001 - Year end March 2019

Name or company name	MR AT LAMB
Contract type name	GDS Contract
Purpose of contract	General
Contract start date	01/07/2007
Contract end date	

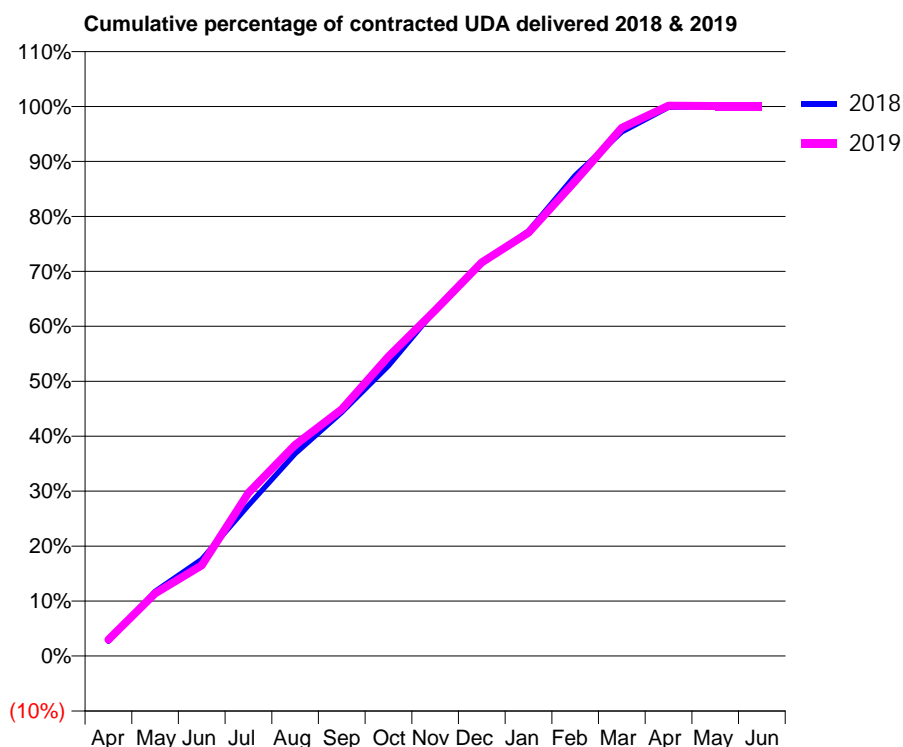
18/19 Contracted general activity (UDA)	44,684
Carry forward general activity (UDA)	6
18/19 Contracted orthodontic activity (UOA)	0
Carry forward orthodontic activity (UOA)	0
Baseline contract value	£1,133,535.62

ACCESS*

Patients seen in 24 months	Total	Change since previous quarter
Quarter ending March 2018	19,516	
Quarter ending June 2018	19,278	↓
Quarter ending September 2018	19,139	→
Quarter ending December 2018	18,921	↓
Quarter ending March 2019	18,778	→
Variance since March 2018	(3.8%)	↓



ACTIVITY



Month	Adjusted Scheduled Activity (UDA)	
	2018	2019
April	1,183	1,339
May	5,259	5,103
June	7,870	7,379
July	12,261	13,265
August	16,452	17,171
September	19,820	20,061
October	23,597	24,362
November	28,127	28,111
December	31,896	32,004
January	34,573	34,421
February	39,085	38,624
March	42,606	42,946
April	44,615	44,743
May	44,676	44,729
June	44,677	44,718

QUALITY

	Quantity	Base Number	Contract	AT	Region	England
% of FP17s for the same patient ID Re-attending within 3 months - Children	449	7,107	6.3%	11.1%	11.5%	11.8%
% of FP17s for the same patient ID Re-attending within 3 months - Adults	1,606	17,538	9.2%	14.7%	15.2%	15.7%
% of FP17s for the same patient ID Re-attending between 3 & 9 months - Children	4,348	7,107	61.2%	58.0%	60.2%	58.9%
% of FP17s for the same patient ID Re-attending between 3 & 9 months - Adults	9,063	17,538	51.7%	48.6%	51.8%	50.8%
% of FP17s for Band 1 Urgent Courses	711	24,547	2.9%	8.7%	8.1%	9.1%
% of FP17s Relating to Free Repair or Replacements	245	24,547	1.0%	0.7%	0.8%	0.8%
% of FP17s Relating to Continuations	98	24,547	0.4%	0.8%	0.9%	0.9%
% of Patients satisfied with the dentistry they have received	3	3	N/A	94.2%	92.7%	92.5%
% of Patients satisfied with the time they had to wait for an appointment	3	3	N/A	85.1%	87.4%	87.0%

* This is based on patients treated on this contract for their most recent course of treatment. Figures in italics indicate the base number of FP17s or Patient Questionnaire responses are less than 100. N/A is shown where the base number of responses is less than 10 during the period. % is calculated as Quantity/Base number*100

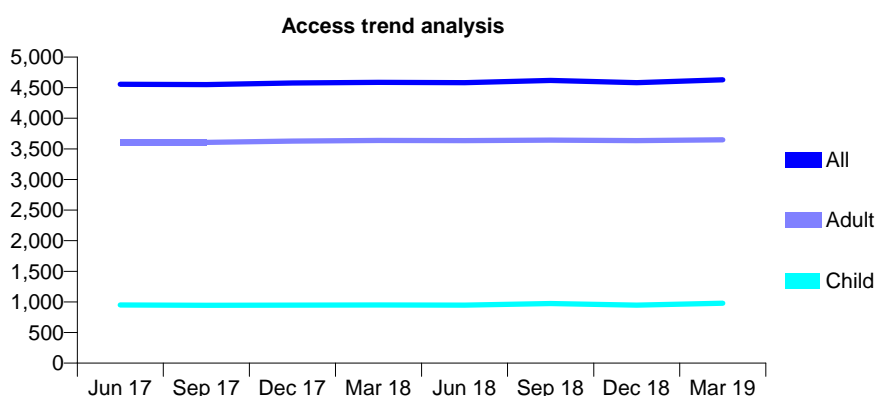
Q58 - Vital Signs At a Glance Contract Report for 274275/0001 - Year end March 2019

Name or company name	MR A SHAH
Contract type name	GDS Contract
Purpose of contract	General
Contract start date	01/10/2010
Contract end date	

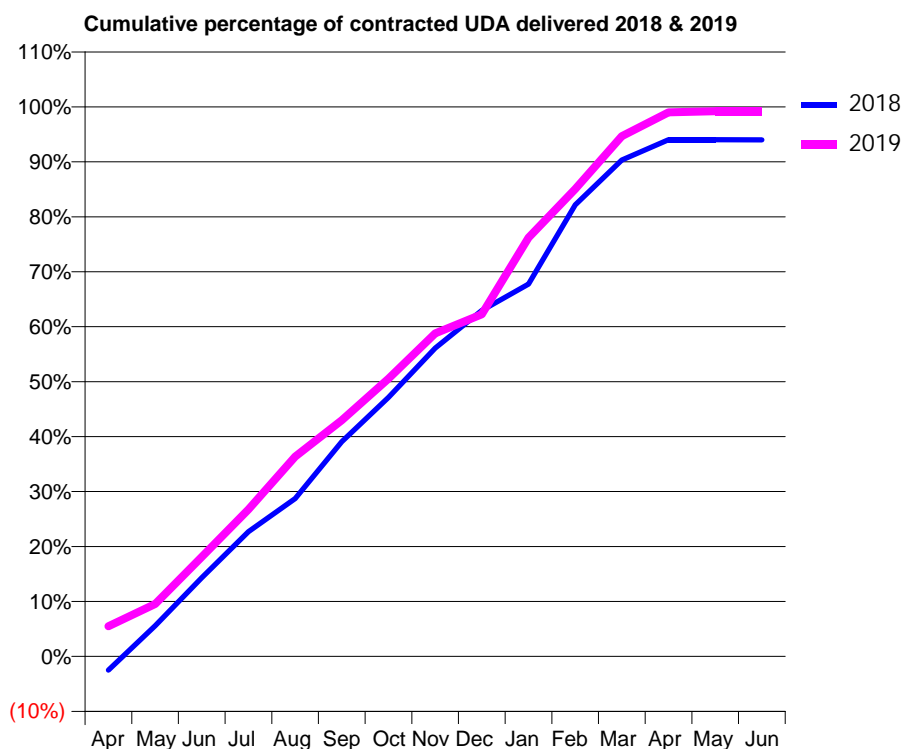
18/19 Contracted general activity (UDA)	11,715
Carry forward general activity (UDA)	0
18/19 Contracted orthodontic activity (UOA)	0
Carry forward orthodontic activity (UOA)	0
Baseline contract value	£303,562.55

ACCESS*

Patients seen in 24 months	Total	Change since previous quarter
Quarter ending March 2018	4,588	
Quarter ending June 2018	4,582	→
Quarter ending September 2018	4,617	→
Quarter ending December 2018	4,583	→
Quarter ending March 2019	4,628	→
Variance since March 2018	0.9%	→



ACTIVITY



Month	Adjusted Scheduled Activity (UDA)	
	2018	2019
April	-295	643
May	655	1,119
June	1,679	2,119
July	2,659	3,135
August	3,368	4,260
September	4,575	5,035
October	5,523	5,920
November	6,572	6,886
December	7,377	7,294
January	7,939	8,927
February	9,626	9,963
March	10,581	11,088
April	11,015	11,596
May	11,014	11,624
June	11,013	11,624

QUALITY

	Quantity	Base Number	Contract	AT	Region	England
% of FP17s for the same patient ID Re-attending within 3 months - Children	120	1,579	7.6%	11.1%	11.5%	11.8%
% of FP17s for the same patient ID Re-attending within 3 months - Adults	561	5,298	10.6%	14.7%	15.2%	15.7%
% of FP17s for the same patient ID Re-attending between 3 & 9 months - Children	1,033	1,579	65.4%	58.0%	60.2%	58.9%
% of FP17s for the same patient ID Re-attending between 3 & 9 months - Adults	3,483	5,298	65.7%	48.6%	51.8%	50.8%
% of FP17s for Band 1 Urgent Courses	264	6,220	4.2%	8.7%	8.1%	9.1%
% of FP17s Relating to Free Repair or Replacements	31	6,220	0.5%	0.7%	0.8%	0.8%
% of FP17s Relating to Continuations	18	6,220	0.3%	0.8%	0.9%	0.9%
% of Patients satisfied with the dentistry they have received	4	4	N/A	94.2%	92.7%	92.5%
% of Patients satisfied with the time they had to wait for an appointment	4	4	N/A	85.1%	87.4%	87.0%

* This is based on patients treated on this contract for their most recent course of treatment.

Figures in italics indicate the base number of FP17s or Patient Questionnaire responses are less than 100. N/A is shown where the base number of responses is less than 10 during the period. % is calculated as Quantity/Base number*100

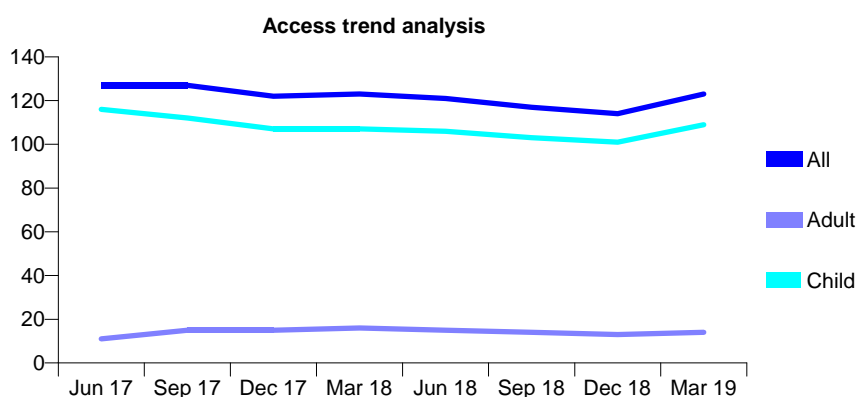
Q58 - Vital Signs At a Glance Contract Report for 274658/0001 - Year end March 2019

Name or company name	MS D FERATI
Contract type name	GDS Contract
Purpose of contract	General
Contract start date	08/10/2015
Contract end date	

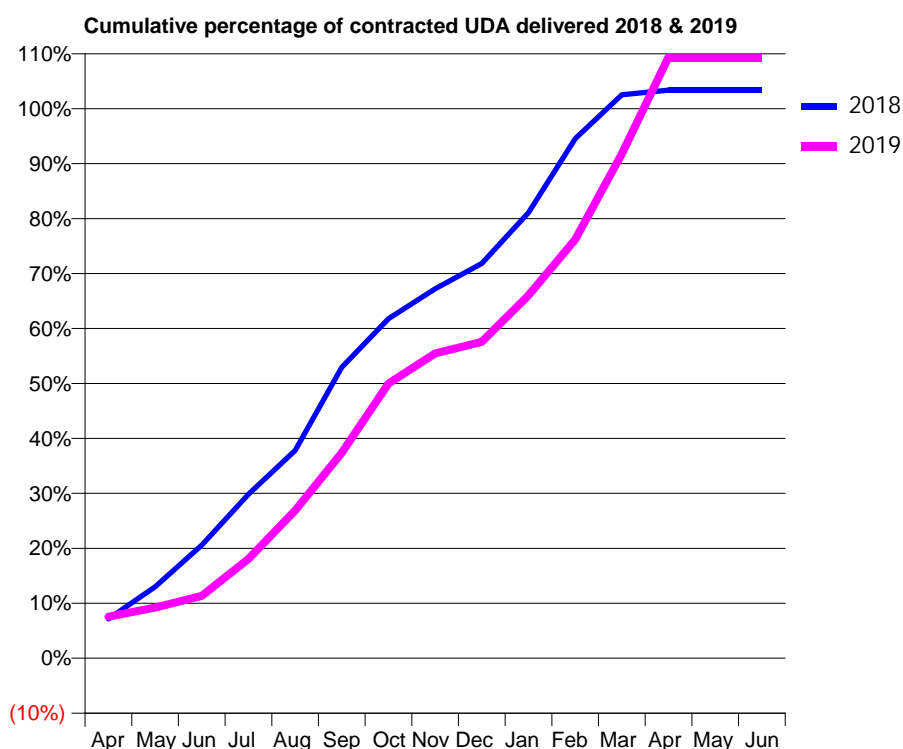
18/19 Contracted general activity (UDA)	238
Carry forward general activity (UDA)	-4
18/19 Contracted orthodontic activity (UOA)	0
Carry forward orthodontic activity (UOA)	0
Baseline contract value	£6,248.72

ACCESS*

Patients seen in 24 months	Total	Change since previous quarter
Quarter ending March 2018	123	
Quarter ending June 2018	121	↓
Quarter ending September 2018	117	↓
Quarter ending December 2018	114	↓
Quarter ending March 2019	123	↑
Variance since March 2018	0.0%	→



ACTIVITY



Month	2018	2019
April	17	18
May	31	22
June	49	27
July	71	43
August	90	64
September	126	89
October	147	119
November	160	132
December	171	137
January	193	157
February	225	181
March	244	218
April	246	260
May	246	260
June	246	260

QUALITY

	Quantity	Base Number	Contract	AT	Region	England
% of FP17s for the same patient ID Re-attending within 3 months - Children	5	164	3.0%	11.1%	11.5%	11.8%
% of FP17s for the same patient ID Re-attending within 3 months - Adults	0	0	N/A	14.7%	15.2%	15.7%
% of FP17s for the same patient ID Re-attending between 3 & 9 months - Children	119	164	72.6%	58.0%	60.2%	58.9%
% of FP17s for the same patient ID Re-attending between 3 & 9 months - Adults	0	0	N/A	48.6%	51.8%	50.8%
% of FP17s for Band 1 Urgent Courses	2	175	1.1%	8.7%	8.1%	9.1%
% of FP17s Relating to Free Repair or Replacements	0	175	0.0%	0.7%	0.8%	0.8%
% of FP17s Relating to Continuations	0	175	0.0%	0.8%	0.9%	0.9%
% of Patients satisfied with the dentistry they have received	0	0	N/A	94.2%	92.7%	92.5%
% of Patients satisfied with the time they had to wait for an appointment	0	0	N/A	85.1%	87.4%	87.0%

* This is based on patients treated on this contract for their most recent course of treatment.

Figures in italics indicate the base number of FP17s or Patient Questionnaire responses are less than 100. N/A is shown where the base number of responses is less than 10 during the period. % is calculated as Quantity/Base number*100

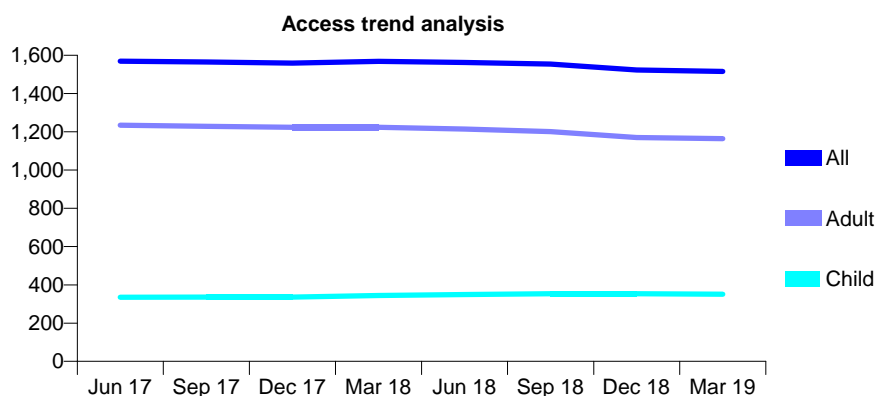
Q58 - Vital Signs At a Glance Contract Report for 278610/0001 - Year end March 2019

Name or company name	MR SK SHAH
Contract type name	GDS Contract
Purpose of contract	General
Contract start date	01/04/2015
Contract end date	

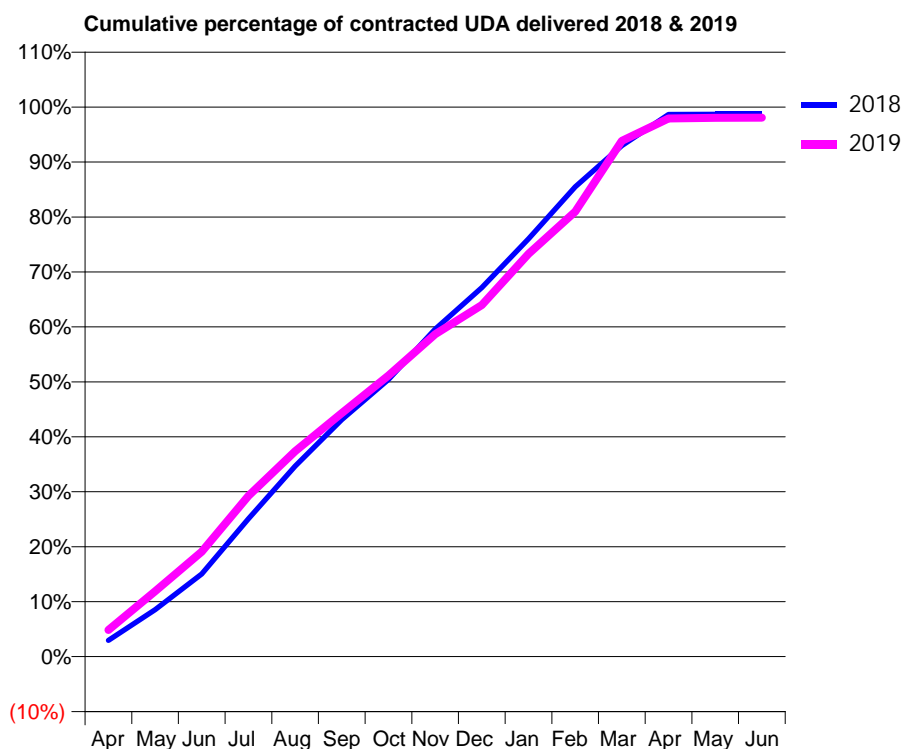
18/19 Contracted general activity (UDA)	3,739
Carry forward general activity (UDA)	49
18/19 Contracted orthodontic activity (UOA)	0
Carry forward orthodontic activity (UOA)	0
Baseline contract value	£94,704.70

ACCESS*

Patients seen in 24 months	Total	Change since previous quarter
Quarter ending March 2018	1,568	
Quarter ending June 2018	1,563	→
Quarter ending September 2018	1,554	→
Quarter ending December 2018	1,523	↓
Quarter ending March 2019	1,515	→
Variance since March 2018	(3.4%)	↓



ACTIVITY



Month	Adjusted Scheduled Activity (UDA)	
	2018	2019
April	112	181
May	320	445
June	563	714
July	939	1,094
August	1,296	1,398
September	1,612	1,657
October	1,885	1,913
November	2,229	2,194
December	2,510	2,391
January	2,842	2,741
February	3,196	3,027
March	3,477	3,509
April	3,688	3,662
May	3,689	3,666
June	3,689	3,667

QUALITY

	Quantity	Base Number	Contract	AT	Region	England
% of FP17s for the same patient ID Re-attending within 3 months - Children	25	557	4.5%	11.1%	11.5%	11.8%
% of FP17s for the same patient ID Re-attending within 3 months - Adults	183	1,474	12.4%	14.7%	15.2%	15.7%
% of FP17s for the same patient ID Re-attending between 3 & 9 months - Children	370	557	66.4%	58.0%	60.2%	58.9%
% of FP17s for the same patient ID Re-attending between 3 & 9 months - Adults	610	1,474	41.4%	48.6%	51.8%	50.8%
% of FP17s for Band 1 Urgent Courses	129	2,016	6.4%	8.7%	8.1%	9.1%
% of FP17s Relating to Free Repair or Replacements	16	2,016	0.8%	0.7%	0.8%	0.8%
% of FP17s Relating to Continuations	30	2,016	1.5%	0.8%	0.9%	0.9%
% of Patients satisfied with the dentistry they have received	0	0	N/A	94.2%	92.7%	92.5%
% of Patients satisfied with the time they had to wait for an appointment	0	0	N/A	85.1%	87.4%	87.0%

* This is based on patients treated on this contract for their most recent course of treatment. Figures in italics indicate the base number of FP17s or Patient Questionnaire responses are less than 100. N/A is shown where the base number of responses is less than 10 during the period. % is calculated as Quantity/Base number*100

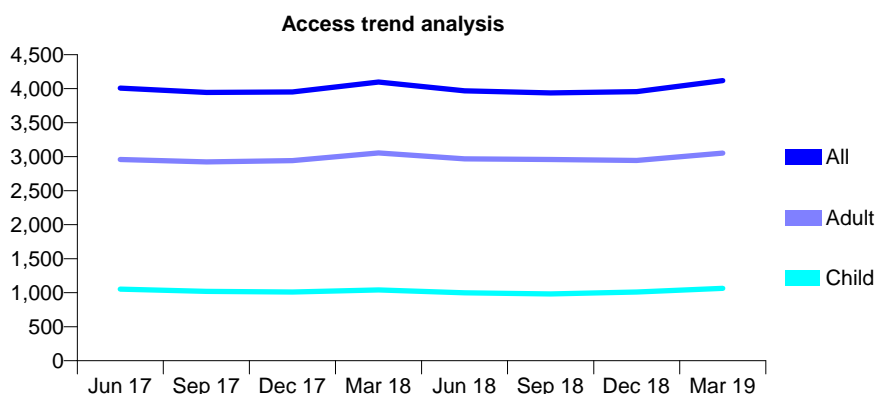
Q58 - Vital Signs At a Glance Contract Report for 278629/0001 - Year end March 2019

Name or company name	MR A PATEL
Contract type name	GDS Contract
Purpose of contract	General
Contract start date	01/02/2010
Contract end date	

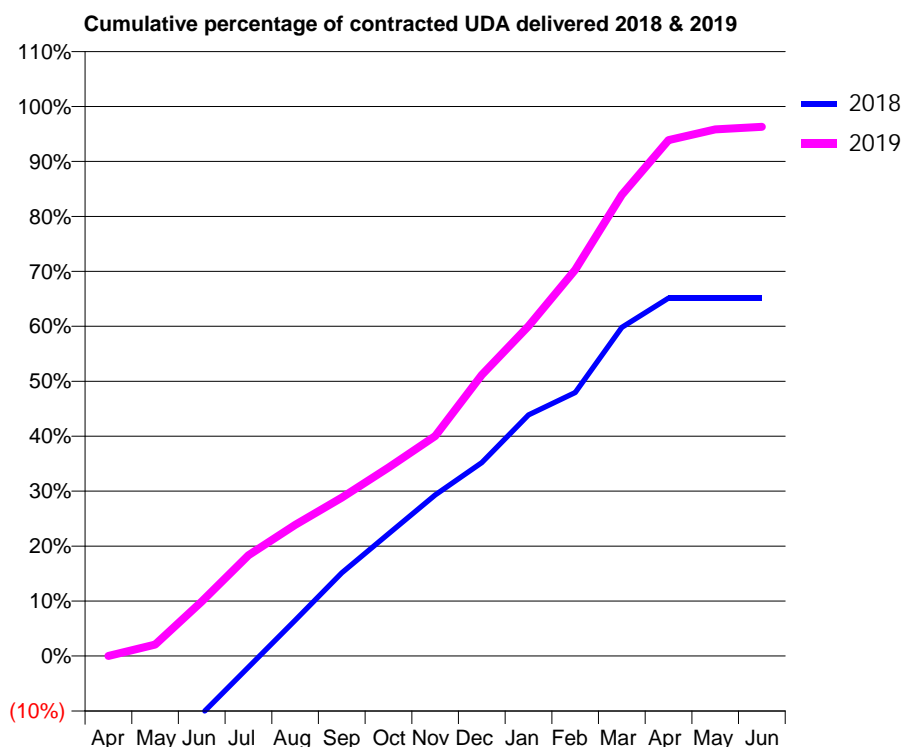
18/19 Contracted general activity (UDA)	11,165
Carry forward general activity (UDA)	0
18/19 Contracted orthodontic activity (UOA)	0
Carry forward orthodontic activity (UOA)	0
Baseline contract value	£285,557.50

ACCESS*

Patients seen in 24 months	Total	Change since previous quarter
Quarter ending March 2018	4,097	
Quarter ending June 2018	3,967	↓
Quarter ending September 2018	3,938	→
Quarter ending December 2018	3,955	→
Quarter ending March 2019	4,118	↑
Variance since March 2018	0.5%	→



ACTIVITY



Month	Adjusted Scheduled Activity (UDA)	
	2018	2019
April	-2,393	0
May	-1,823	234
June	-1,176	1,107
July	-229	2,048
August	729	2,664
September	1,690	3,218
October	2,484	3,830
November	3,275	4,468
December	3,931	5,709
January	4,897	6,703
February	5,352	7,848
March	6,676	9,367
April	7,271	10,481
May	7,271	10,698
June	7,271	10,750

QUALITY

	Quantity	Base Number	Contract	AT	Region	England
% of FP17s for the same patient ID Re-attending within 3 months - Children	77	1,249	6.2%	11.1%	11.5%	11.8%
% of FP17s for the same patient ID Re-attending within 3 months - Adults	519	3,796	13.7%	14.7%	15.2%	15.7%
% of FP17s for the same patient ID Re-attending between 3 & 9 months - Children	519	1,249	41.6%	58.0%	60.2%	58.9%
% of FP17s for the same patient ID Re-attending between 3 & 9 months - Adults	1,656	3,796	43.6%	48.6%	51.8%	50.8%
% of FP17s for Band 1 Urgent Courses	307	4,274	7.2%	8.7%	8.1%	9.1%
% of FP17s Relating to Free Repair or Replacements	101	4,274	2.4%	0.7%	0.8%	0.8%
% of FP17s Relating to Continuations	28	4,274	0.7%	0.8%	0.9%	0.9%
% of Patients satisfied with the dentistry they have received	2	2	N/A	94.2%	92.7%	92.5%
% of Patients satisfied with the time they had to wait for an appointment	0	2	N/A	85.1%	87.4%	87.0%

* This is based on patients treated on this contract for their most recent course of treatment. Figures in italics indicate the base number of FP17s or Patient Questionnaire responses are less than 100. N/A is shown where the base number of responses is less than 10 during the period. % is calculated as Quantity/Base number*100

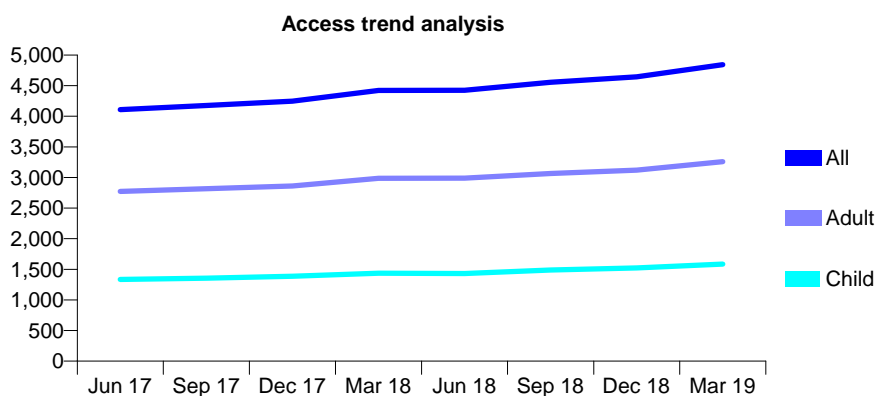
Q58 - Vital Signs At a Glance Contract Report for 279625/0001 - Year end March 2019

Name or company name	MR BS SIDHU
Contract type name	GDS Contract
Purpose of contract	General
Contract start date	10/01/2008
Contract end date	

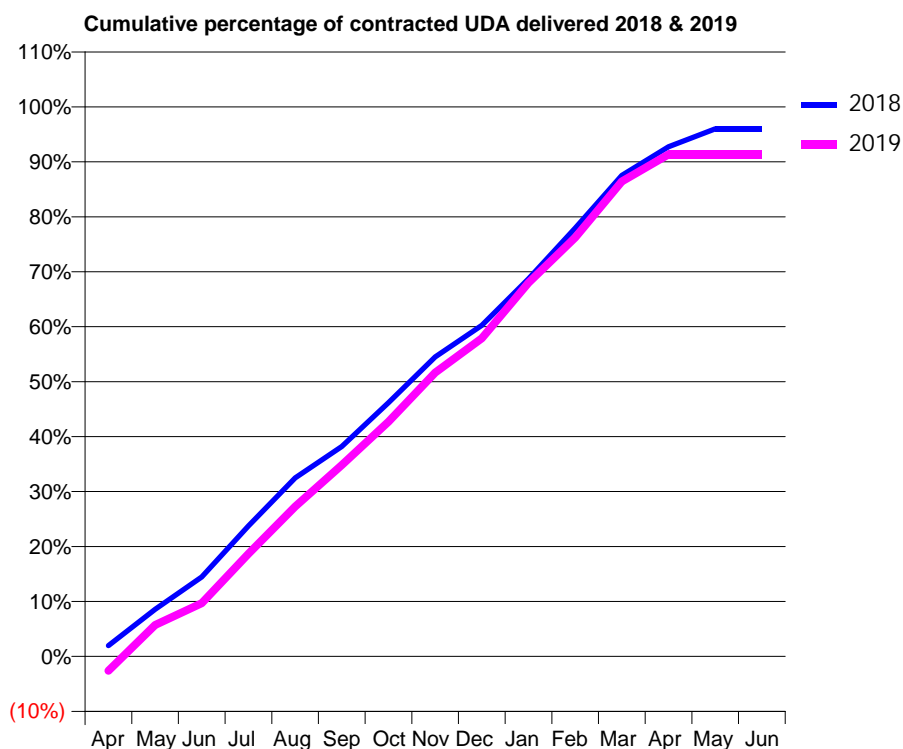
18/19 Contracted general activity (UDA)	12,384
Carry forward general activity (UDA)	495
18/19 Contracted orthodontic activity (UOA)	0
Carry forward orthodontic activity (UOA)	0
Baseline contract value	£306,190.57

ACCESS*

Patients seen in 24 months	Total	Change since previous quarter
Quarter ending March 2018	4,421	
Quarter ending June 2018	4,423	→
Quarter ending September 2018	4,556	↑
Quarter ending December 2018	4,643	→
Quarter ending March 2019	4,842	↑
Variance since March 2018	9.5%	↑



ACTIVITY



Month	2018	2019
April	245	-326
May	1,063	709
June	1,794	1,200
July	2,941	2,314
August	4,023	3,379
September	4,731	4,312
October	5,716	5,292
November	6,748	6,398
December	7,462	7,168
January	8,508	8,420
February	9,654	9,440
March	10,838	10,704
April	11,484	11,310
May	11,889	11,313
June	11,889	11,313

QUALITY

	Quantity	Base Number	Contract	AT	Region	England
% of FP17s for the same patient ID Re-attending within 3 months - Children	215	2,379	9.0%	11.1%	11.5%	11.8%
% of FP17s for the same patient ID Re-attending within 3 months - Adults	730	4,287	17.0%	14.7%	15.2%	15.7%
% of FP17s for the same patient ID Re-attending between 3 & 9 months - Children	1,328	2,379	55.8%	58.0%	60.2%	58.9%
% of FP17s for the same patient ID Re-attending between 3 & 9 months - Adults	1,980	4,287	46.2%	48.6%	51.8%	50.8%
% of FP17s for Band 1 Urgent Courses	876	6,453	13.6%	8.7%	8.1%	9.1%
% of FP17s Relating to Free Repair or Replacements	66	6,453	1.0%	0.7%	0.8%	0.8%
% of FP17s Relating to Continuations	13	6,453	0.2%	0.8%	0.9%	0.9%
% of Patients satisfied with the dentistry they have received	0	0	N/A	94.2%	92.7%	92.5%
% of Patients satisfied with the time they had to wait for an appointment	0	0	N/A	85.1%	87.4%	87.0%

* This is based on patients treated on this contract for their most recent course of treatment.

Figures in italics indicate the base number of FP17s or Patient Questionnaire responses are less than 100. N/A is shown where the base number of responses is less than 10 during the period. % is calculated as Quantity/Base number*100

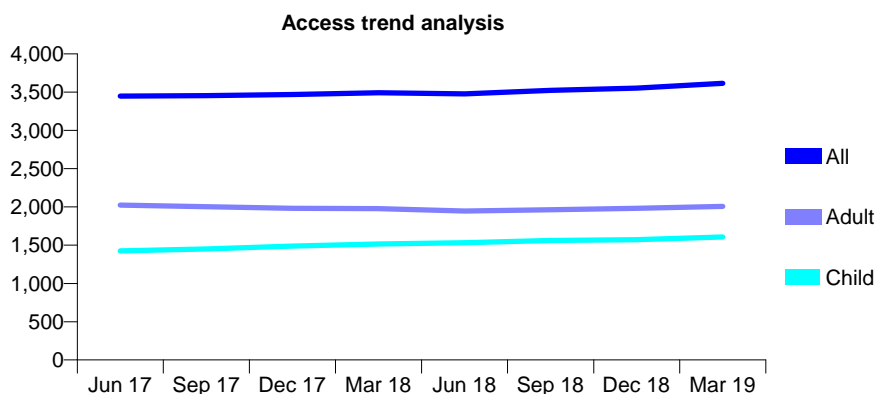
Q58 - Vital Signs At a Glance Contract Report for 288470/0001 - Year end March 2019

Name or company name	MR VB PATEL
Contract type name	GDS Contract
Purpose of contract	General
Contract start date	17/01/2014
Contract end date	

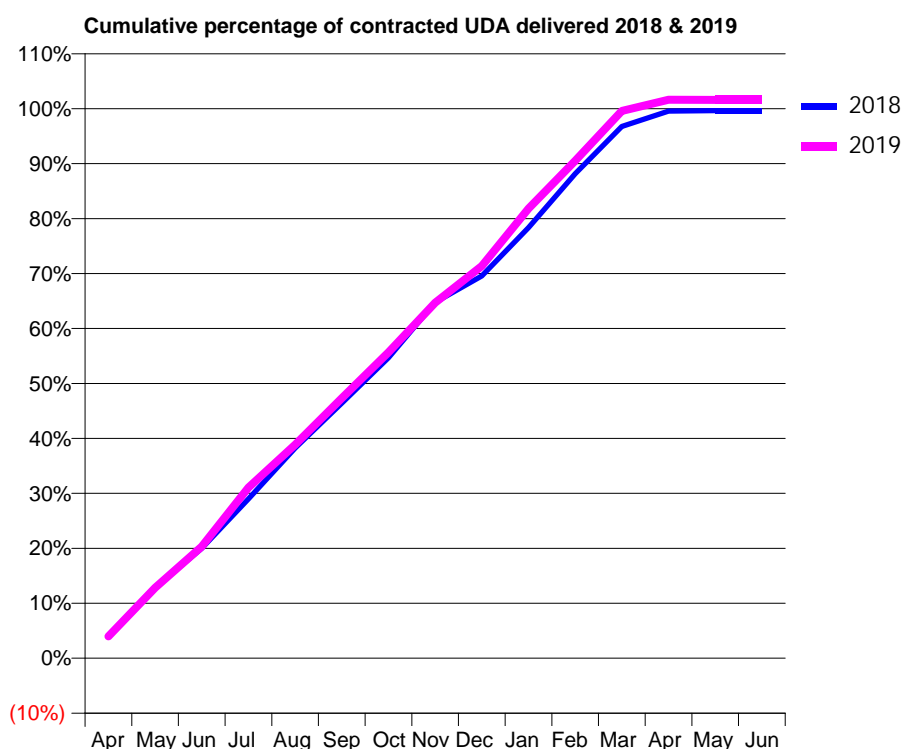
18/19 Contracted general activity (UDA)	9,850
Carry forward general activity (UDA)	0
18/19 Contracted orthodontic activity (UOA)	0
Carry forward orthodontic activity (UOA)	0
Baseline contract value	£261,282.57

ACCESS*

Patients seen in 24 months	Total	Change since previous quarter
Quarter ending March 2018	3,492	
Quarter ending June 2018	3,477	→
Quarter ending September 2018	3,524	→
Quarter ending December 2018	3,553	→
Quarter ending March 2019	3,615	→
Variance since March 2018	3.5%	↑



ACTIVITY



Month	Adjusted Scheduled Activity (UDA)	
	2018	2019
April	396	392
May	1,270	1,263
June	1,968	2,001
July	2,855	3,062
August	3,767	3,829
September	4,572	4,659
October	5,387	5,482
November	6,377	6,374
December	6,853	7,028
January	7,717	8,059
February	8,684	8,918
March	9,531	9,809
April	9,806	10,009
May	9,813	10,008
June	9,813	10,006

QUALITY

	Quantity	Base Number	Contract	AT	Region	England
% of FP17s for the same patient ID Re-attending within 3 months - Children	312	2,796	11.2%	11.1%	11.5%	11.8%
% of FP17s for the same patient ID Re-attending within 3 months - Adults	315	2,851	11.0%	14.7%	15.2%	15.7%
% of FP17s for the same patient ID Re-attending between 3 & 9 months - Children	1,861	2,796	66.6%	58.0%	60.2%	58.9%
% of FP17s for the same patient ID Re-attending between 3 & 9 months - Adults	1,890	2,851	66.3%	48.6%	51.8%	50.8%
% of FP17s for Band 1 Urgent Courses	316	5,604	5.6%	8.7%	8.1%	9.1%
% of FP17s Relating to Free Repair or Replacements	41	5,604	0.7%	0.7%	0.8%	0.8%
% of FP17s Relating to Continuations	18	5,604	0.3%	0.8%	0.9%	0.9%
% of Patients satisfied with the dentistry they have received	4	4	N/A	94.2%	92.7%	92.5%
% of Patients satisfied with the time they had to wait for an appointment	4	4	N/A	85.1%	87.4%	87.0%

* This is based on patients treated on this contract for their most recent course of treatment.

Figures in italics indicate the base number of FP17s or Patient Questionnaire responses are less than 100. N/A is shown where the base number of responses is less than 10 during the period. % is calculated as Quantity/Base number*100

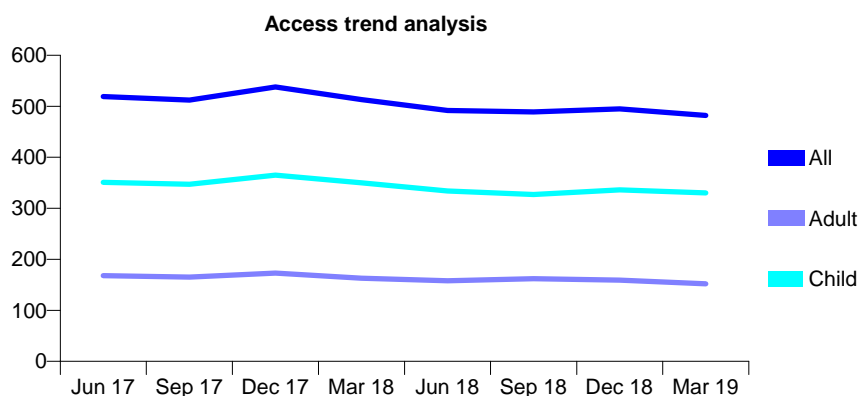
Q58 - Vital Signs At a Glance Contract Report for 295698/0001 - Year end March 2019

Name or company name	MISS A PETKEVICA
Contract type name	GDS Contract
Purpose of contract	General
Contract start date	20/06/2015
Contract end date	

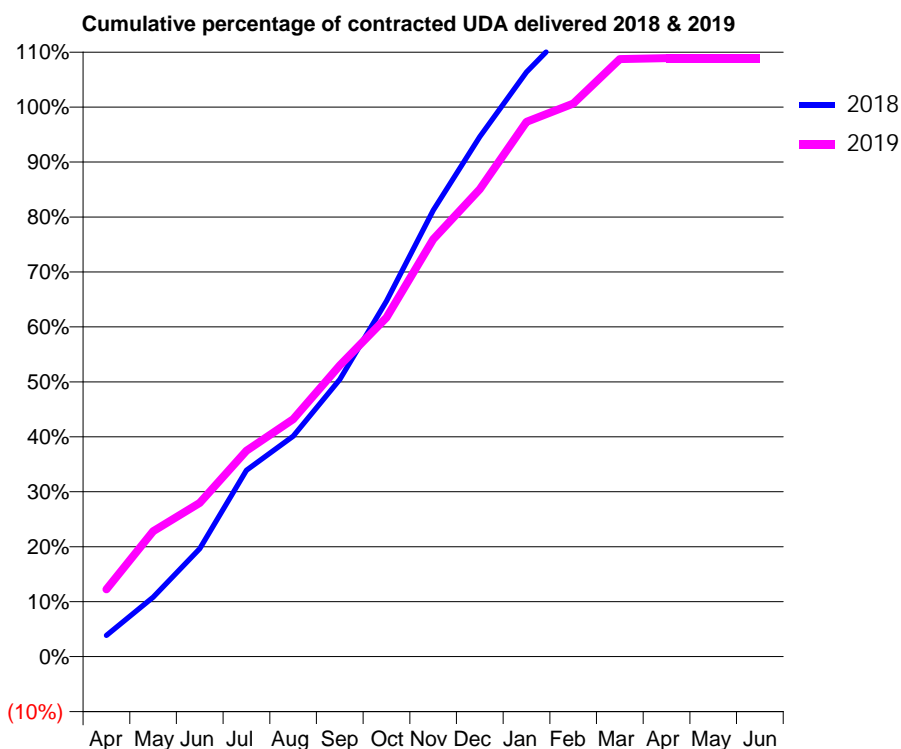
18/19 Contracted general activity (UDA)	1,370
Carry forward general activity (UDA)	-27
18/19 Contracted orthodontic activity (UOA)	0
Carry forward orthodontic activity (UOA)	0
Baseline contract value	£38,938.64

ACCESS*

Patients seen in 24 months	Total	Change since previous quarter
Quarter ending March 2018	513	
Quarter ending June 2018	492	↓
Quarter ending September 2018	489	→
Quarter ending December 2018	495	→
Quarter ending March 2019	482	↓
Variance since March 2018	(6.0%)	↓



ACTIVITY



Month	Adjusted Scheduled Activity (UDA)	
	2018	2019
April	53	168
May	148	313
June	269	383
July	465	514
August	550	592
September	691	726
October	886	845
November	1,113	1,040
December	1,296	1,165
January	1,457	1,333
February	1,576	1,379
March	1,594	1,490
April	1,594	1,492
May	1,594	1,492
June	1,594	1,492

QUALITY

	Quantity	Base Number	Contract	AT	Region	England
% of FP17s for the same patient ID Re-attending within 3 months - Children	32	536	6.0%	11.1%	11.5%	11.8%
% of FP17s for the same patient ID Re-attending within 3 months - Adults	19	131	14.5%	14.7%	15.2%	15.7%
% of FP17s for the same patient ID Re-attending between 3 & 9 months - Children	349	536	65.1%	58.0%	60.2%	58.9%
% of FP17s for the same patient ID Re-attending between 3 & 9 months - Adults	59	131	45.0%	48.6%	51.8%	50.8%
% of FP17s for Band 1 Urgent Courses	24	669	3.6%	8.7%	8.1%	9.1%
% of FP17s Relating to Free Repair or Replacements	0	669	0.0%	0.7%	0.8%	0.8%
% of FP17s Relating to Continuations	0	669	0.0%	0.8%	0.9%	0.9%
% of Patients satisfied with the dentistry they have received	0	0	N/A	94.2%	92.7%	92.5%
% of Patients satisfied with the time they had to wait for an appointment	0	0	N/A	85.1%	87.4%	87.0%

* This is based on patients treated on this contract for their most recent course of treatment. Figures in italics indicate the base number of FP17s or Patient Questionnaire responses are less than 100. N/A is shown where the base number of responses is less than 10 during the period. % is calculated as Quantity/Base number*100

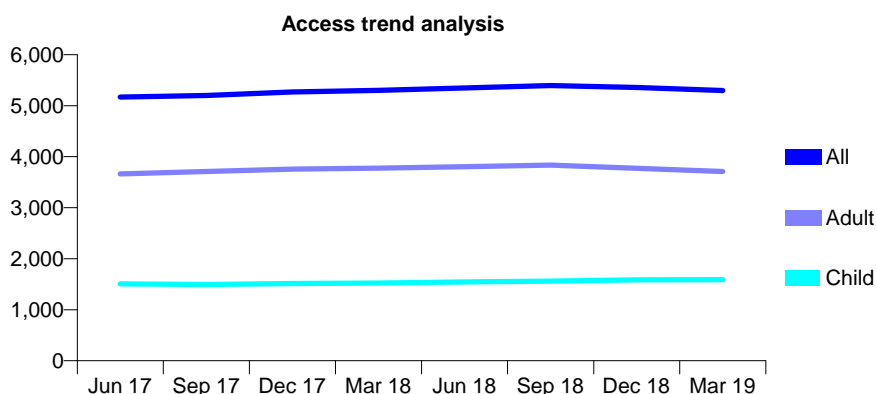
Q58 - Vital Signs At a Glance Contract Report for 306509/0001 - Year end March 2019

Name or company name	Manor Way Dental Practice
Contract type name	GDS Contract
Purpose of contract	General
Contract start date	01/04/2006
Contract end date	

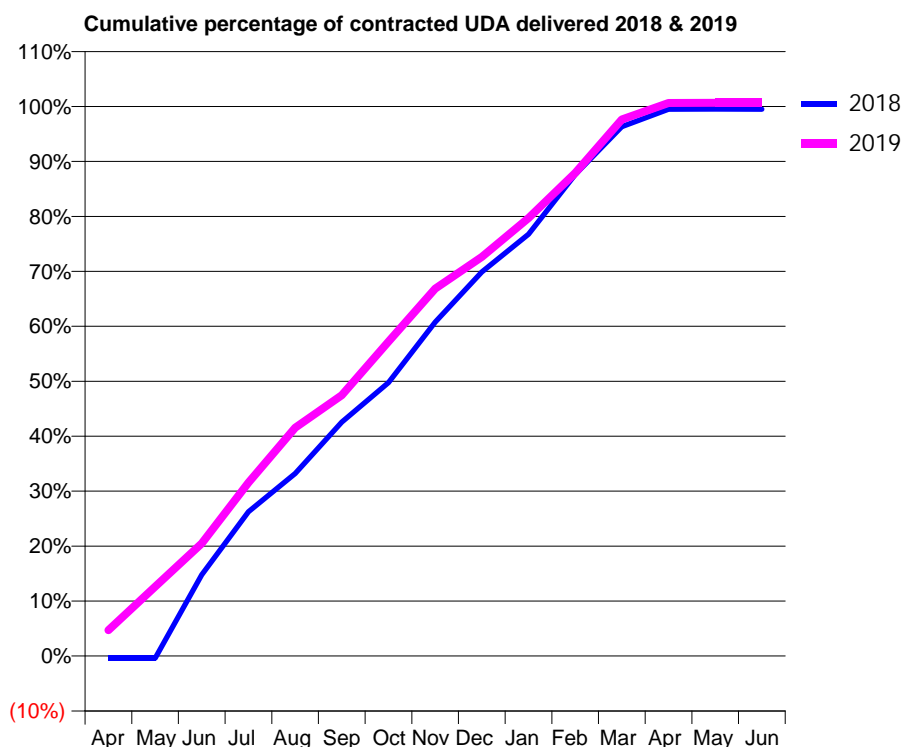
18/19 Contracted general activity (UDA)	12,942
Carry forward general activity (UDA)	62
18/19 Contracted orthodontic activity (UOA)	0
Carry forward orthodontic activity (UOA)	0
Baseline contract value	£377,565.38

ACCESS*

Patients seen in 24 months	Total	Change since previous quarter
Quarter ending March 2018	5,300	
Quarter ending June 2018	5,347	→
Quarter ending September 2018	5,396	→
Quarter ending December 2018	5,359	→
Quarter ending March 2019	5,299	↓
Variance since March 2018	(0.0%)	→



ACTIVITY



Month	Adjusted Scheduled Activity (UDA)	
	2018	2019
April	-52	612
May	-52	1,634
June	1,915	2,653
July	3,399	4,083
August	4,297	5,375
September	5,510	6,143
October	6,441	7,405
November	7,865	8,652
December	9,043	9,397
January	9,931	10,315
February	11,340	11,377
March	12,467	12,637
April	12,877	13,023
May	12,881	13,026
June	12,879	13,029

QUALITY

	Quantity	Base Number	Contract	AT	Region	England
% of FP17s for the same patient ID Re-attending within 3 months - Children	167	1,607	10.4%	11.1%	11.5%	11.8%
% of FP17s for the same patient ID Re-attending within 3 months - Adults	596	3,494	17.1%	14.7%	15.2%	15.7%
% of FP17s for the same patient ID Re-attending between 3 & 9 months - Children	417	1,607	25.9%	58.0%	60.2%	58.9%
% of FP17s for the same patient ID Re-attending between 3 & 9 months - Adults	929	3,494	26.6%	48.6%	51.8%	50.8%
% of FP17s for Band 1 Urgent Courses	887	5,091	17.4%	8.7%	8.1%	9.1%
% of FP17s Relating to Free Repair or Replacements	52	5,091	1.0%	0.7%	0.8%	0.8%
% of FP17s Relating to Continuations	11	5,091	0.2%	0.8%	0.9%	0.9%
% of Patients satisfied with the dentistry they have received	0	0	N/A	94.2%	92.7%	92.5%
% of Patients satisfied with the time they had to wait for an appointment	0	0	N/A	85.1%	87.4%	87.0%

* This is based on patients treated on this contract for their most recent course of treatment. Figures in italics indicate the base number of FP17s or Patient Questionnaire responses are less than 100. N/A is shown where the base number of responses is less than 10 during the period. % is calculated as Quantity/Base number*100

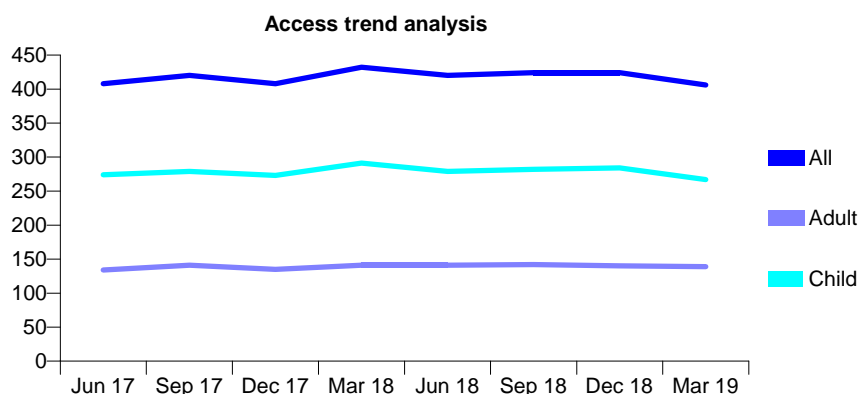
Q58 - Vital Signs At a Glance Contract Report for 309508/0001 - Year end March 2019

Name or company name	MR AR MULLISH
Contract type name	GDS Contract
Purpose of contract	General
Contract start date	01/04/2006
Contract end date	

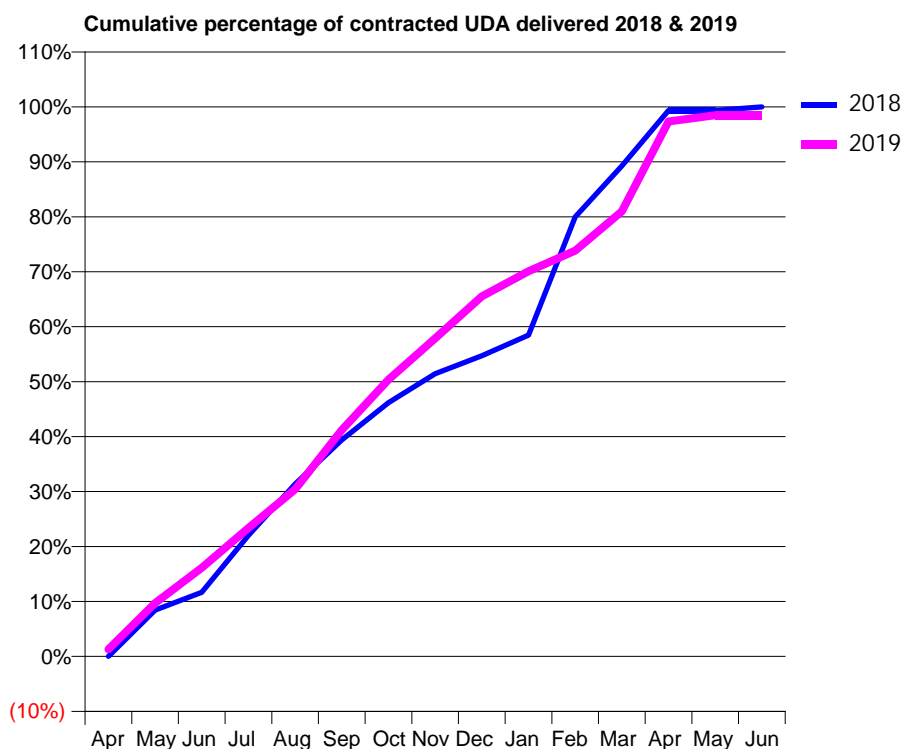
18/19 Contracted general activity (UDA)	773
Carry forward general activity (UDA)	0
18/19 Contracted orthodontic activity (UOA)	0
Carry forward orthodontic activity (UOA)	0
Baseline contract value	£21,880.46

ACCESS*

Patients seen in 24 months	Total	Change since previous quarter
Quarter ending March 2018	432	
Quarter ending June 2018	420	↓
Quarter ending September 2018	424	→
Quarter ending December 2018	424	→
Quarter ending March 2019	406	↓
Variance since March 2018	(6.0%)	↓



ACTIVITY



Month	Adjusted Scheduled Activity (UDA)	
	2018	2019
April	0	10
May	65	75
June	90	125
July	170	181
August	243	235
September	305	318
October	357	389
November	398	447
December	423	506
January	452	542
February	618	571
March	690	626
April	768	752
May	768	761
June	773	761

QUALITY

	Quantity	Base Number	Contract	AT	Region	England
% of FP17s for the same patient ID Re-attending within 3 months - Children	21	367	5.7%	11.1%	11.5%	11.8%
% of FP17s for the same patient ID Re-attending within 3 months - Adults	20	120	16.7%	14.7%	15.2%	15.7%
% of FP17s for the same patient ID Re-attending between 3 & 9 months - Children	220	367	59.9%	58.0%	60.2%	58.9%
% of FP17s for the same patient ID Re-attending between 3 & 9 months - Adults	41	120	34.2%	48.6%	51.8%	50.8%
% of FP17s for Band 1 Urgent Courses	12	509	2.4%	8.7%	8.1%	9.1%
% of FP17s Relating to Free Repair or Replacements	0	509	0.0%	0.7%	0.8%	0.8%
% of FP17s Relating to Continuations	0	509	0.0%	0.8%	0.9%	0.9%
% of Patients satisfied with the dentistry they have received	0	0	N/A	94.2%	92.7%	92.5%
% of Patients satisfied with the time they had to wait for an appointment	0	0	N/A	85.1%	87.4%	87.0%

* This is based on patients treated on this contract for their most recent course of treatment. Figures in italics indicate the base number of FP17s or Patient Questionnaire responses are less than 100. N/A is shown where the base number of responses is less than 10 during the period. % is calculated as Quantity/Base number*100

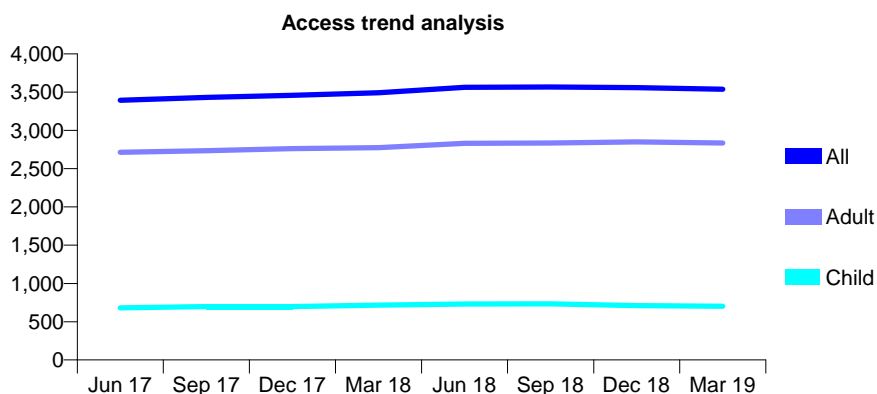
Q58 - Vital Signs At a Glance Contract Report for 310026/0001 - Year end March 2019

Name or company name	Burnawn House Dental Practice
Contract type name	GDS Contract
Purpose of contract	General
Contract start date	01/04/2006
Contract end date	

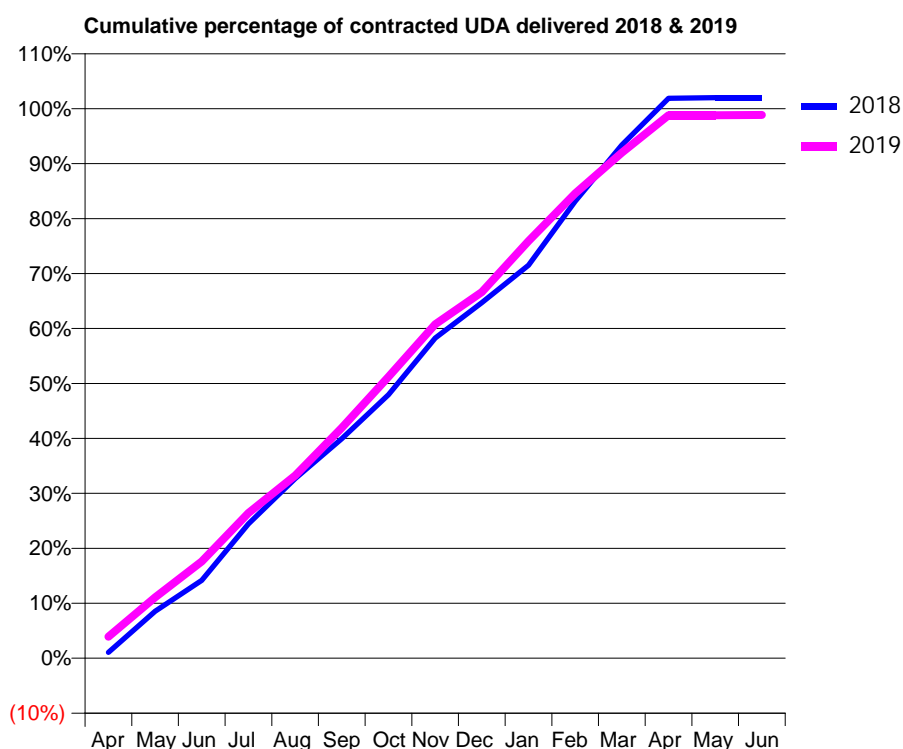
18/19 Contracted general activity (UDA)	8,414
Carry forward general activity (UDA)	-168
18/19 Contracted orthodontic activity (UOA)	0
Carry forward orthodontic activity (UOA)	0
Baseline contract value	£250,604.77

ACCESS*

Patients seen in 24 months	Total	Change since previous quarter
Quarter ending March 2018	3,492	
Quarter ending June 2018	3,563	↑
Quarter ending September 2018	3,567	→
Quarter ending December 2018	3,559	→
Quarter ending March 2019	3,537	→
Variance since March 2018	1.3%	→



ACTIVITY



Adjusted Scheduled Activity (UDA)		
Month	2018	2019
April	91	330
May	720	932
June	1,192	1,480
July	2,058	2,225
August	2,751	2,799
September	3,359	3,527
October	4,035	4,309
November	4,902	5,114
December	5,445	5,607
January	6,017	6,387
February	6,997	7,117
March	7,856	7,740
April	8,573	8,313
May	8,583	8,314
June	8,583	8,317

QUALITY

	Quantity	Base Number	Contract	AT	Region	England
% of FP17s for the same patient ID Re-attending within 3 months - Children	26	849	3.1%	11.1%	11.5%	11.8%
% of FP17s for the same patient ID Re-attending within 3 months - Adults	321	3,409	9.4%	14.7%	15.2%	15.7%
% of FP17s for the same patient ID Re-attending between 3 & 9 months - Children	447	849	52.7%	58.0%	60.2%	58.9%
% of FP17s for the same patient ID Re-attending between 3 & 9 months - Adults	1,537	3,409	45.1%	48.6%	51.8%	50.8%
% of FP17s for Band 1 Urgent Courses	127	4,204	3.0%	8.7%	8.1%	9.1%
% of FP17s Relating to Free Repair or Replacements	47	4,204	1.1%	0.7%	0.8%	0.8%
% of FP17s Relating to Continuations	30	4,204	0.7%	0.8%	0.9%	0.9%
% of Patients satisfied with the dentistry they have received	3	3	N/A	94.2%	92.7%	92.5%
% of Patients satisfied with the time they had to wait for an appointment	3	3	N/A	85.1%	87.4%	87.0%

* This is based on patients treated on this contract for their most recent course of treatment. Figures in italics indicate the base number of FP17s or Patient Questionnaire responses are less than 100. N/A is shown where the base number of responses is less than 10 during the period. % is calculated as Quantity/Base number*100

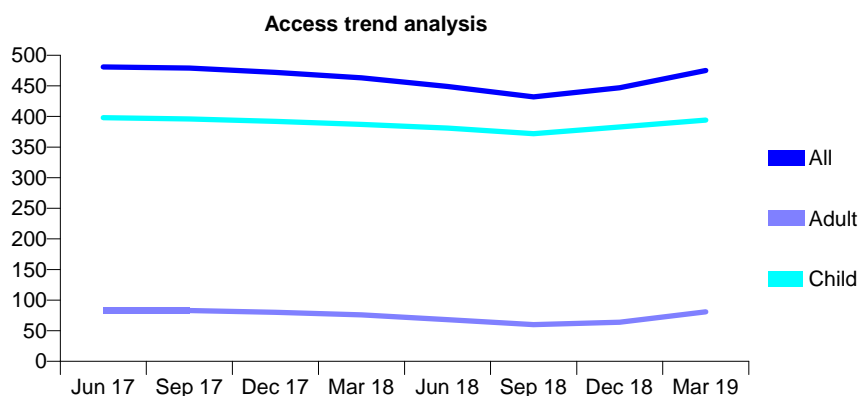
Q58 - Vital Signs At a Glance Contract Report for 318981/0001 - Year end March 2019

Name or company name	MR A CHARLES-KARIEL
Contract type name	GDS Contract
Purpose of contract	General
Contract start date	01/04/2006
Contract end date	

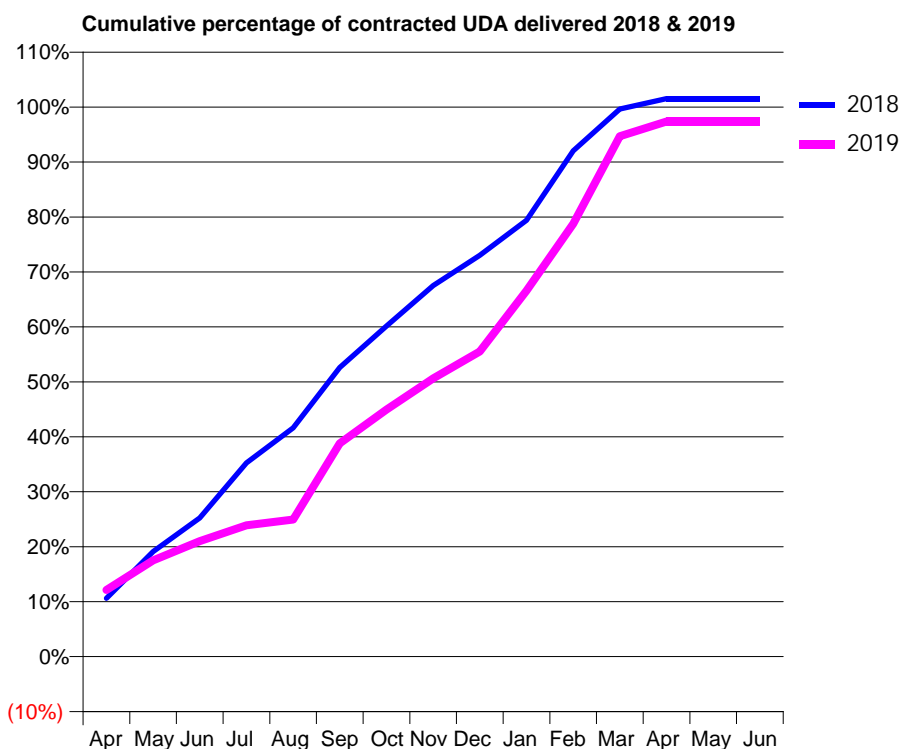
18/19 Contracted general activity (UDA)	800
Carry forward general activity (UDA)	-12
18/19 Contracted orthodontic activity (UOA)	0
Carry forward orthodontic activity (UOA)	0
Baseline contract value	£28,194.90

ACCESS*

Patients seen in 24 months	Total	Change since previous quarter
Quarter ending March 2018	463	
Quarter ending June 2018	449	↓
Quarter ending September 2018	432	↓
Quarter ending December 2018	447	↑
Quarter ending March 2019	475	↑
Variance since March 2018	2.6%	↑



ACTIVITY



Month	Adjusted Scheduled Activity (UDA)	
	2018	2019
April	85	97
May	153	140
June	202	168
July	282	191
August	333	199
September	421	311
October	481	360
November	540	405
December	584	444
January	635	533
February	736	630
March	797	758
April	812	779
May	812	779
June	812	779

QUALITY

	Quantity	Base Number	Contract	AT	Region	England
% of FP17s for the same patient ID Re-attending within 3 months - Children	28	473	5.9%	11.1%	11.5%	11.8%
% of FP17s for the same patient ID Re-attending within 3 months - Adults	4	53	7.5%	14.7%	15.2%	15.7%
% of FP17s for the same patient ID Re-attending between 3 & 9 months - Children	205	473	43.3%	58.0%	60.2%	58.9%
% of FP17s for the same patient ID Re-attending between 3 & 9 months - Adults	18	53	34.0%	48.6%	51.8%	50.8%
% of FP17s for Band 1 Urgent Courses	15	532	2.8%	8.7%	8.1%	9.1%
% of FP17s Relating to Free Repair or Replacements	0	532	0.0%	0.7%	0.8%	0.8%
% of FP17s Relating to Continuations	0	532	0.0%	0.8%	0.9%	0.9%
% of Patients satisfied with the dentistry they have received	0	0	N/A	94.2%	92.7%	92.5%
% of Patients satisfied with the time they had to wait for an appointment	0	0	N/A	85.1%	87.4%	87.0%

* This is based on patients treated on this contract for their most recent course of treatment. Figures in italics indicate the base number of FP17s or Patient Questionnaire responses are less than 100. N/A is shown where the base number of responses is less than 10 during the period. % is calculated as Quantity/Base number*100

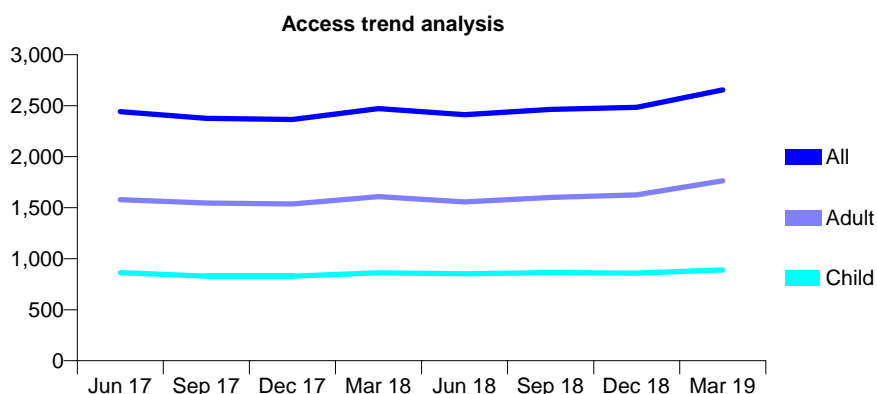
Q58 - Vital Signs At a Glance Contract Report for 327034/0001 - Year end March 2019

Name or company name	MRS Y RATANSHI
Contract type name	GDS Contract
Purpose of contract	General
Contract start date	01/04/2006
Contract end date	

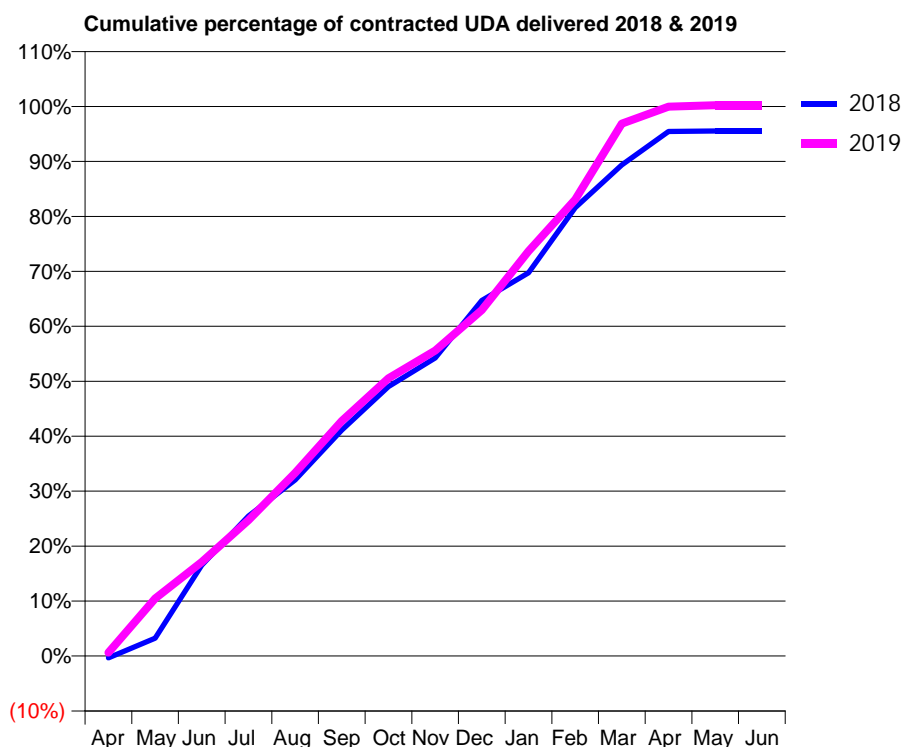
18/19 Contracted general activity (UDA)	6,500
Carry forward general activity (UDA)	0
18/19 Contracted orthodontic activity (UOA)	0
Carry forward orthodontic activity (UOA)	0
Baseline contract value	£169,139.63

ACCESS*

Patients seen in 24 months	Total	Change since previous quarter
Quarter ending March 2018	2,471	
Quarter ending June 2018	2,411	↓
Quarter ending September 2018	2,464	↑
Quarter ending December 2018	2,484	→
Quarter ending March 2019	2,655	↑
Variance since March 2018	7.4%	↑



ACTIVITY



Month	Adjusted Scheduled Activity (UDA)	
	2018	2019
April	-23	40
May	212	681
June	1,074	1,114
July	1,656	1,607
August	2,083	2,167
September	2,672	2,780
October	3,187	3,284
November	3,525	3,613
December	4,207	4,091
January	4,533	4,788
February	5,303	5,400
March	5,808	6,298
April	6,204	6,497
May	6,210	6,516
June	6,210	6,516

QUALITY

	Quantity	Base Number	Contract	AT	Region	England
% of FP17s for the same patient ID Re-attending within 3 months - Children	76	1,563	4.9%	11.1%	11.5%	11.8%
% of FP17s for the same patient ID Re-attending within 3 months - Adults	260	2,416	10.8%	14.7%	15.2%	15.7%
% of FP17s for the same patient ID Re-attending between 3 & 9 months - Children	1,141	1,563	73.0%	58.0%	60.2%	58.9%
% of FP17s for the same patient ID Re-attending between 3 & 9 months - Adults	1,071	2,416	44.3%	48.6%	51.8%	50.8%
% of FP17s for Band 1 Urgent Courses	239	3,900	6.1%	8.7%	8.1%	9.1%
% of FP17s Relating to Free Repair or Replacements	18	3,900	0.5%	0.7%	0.8%	0.8%
% of FP17s Relating to Continuations	32	3,900	0.8%	0.8%	0.9%	0.9%
% of Patients satisfied with the dentistry they have received	1	1	N/A	94.2%	92.7%	92.5%
% of Patients satisfied with the time they had to wait for an appointment	0	1	N/A	85.1%	87.4%	87.0%

* This is based on patients treated on this contract for their most recent course of treatment.

Figures in italics indicate the base number of FP17s or Patient Questionnaire responses are less than 100. N/A is shown where the base number of responses is less than 10 during the period. % is calculated as Quantity/Base number*100

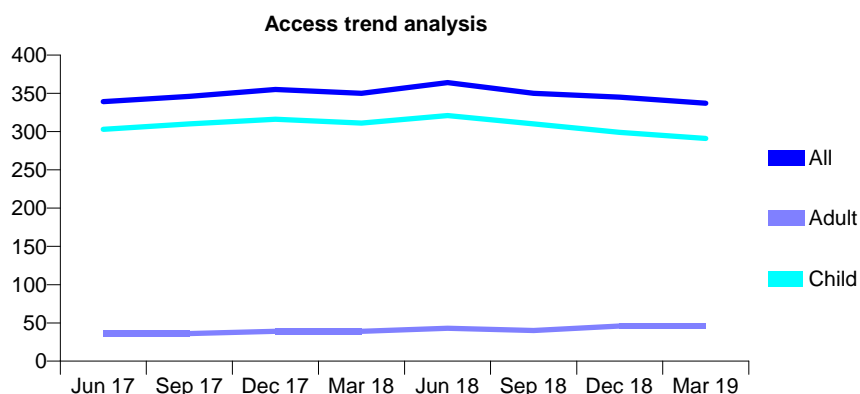
Q58 - Vital Signs At a Glance Contract Report for 328103/0001 - Year end March 2019

Name or company name	MR MD ELVINS
Contract type name	GDS Contract
Purpose of contract	General
Contract start date	01/04/2006
Contract end date	

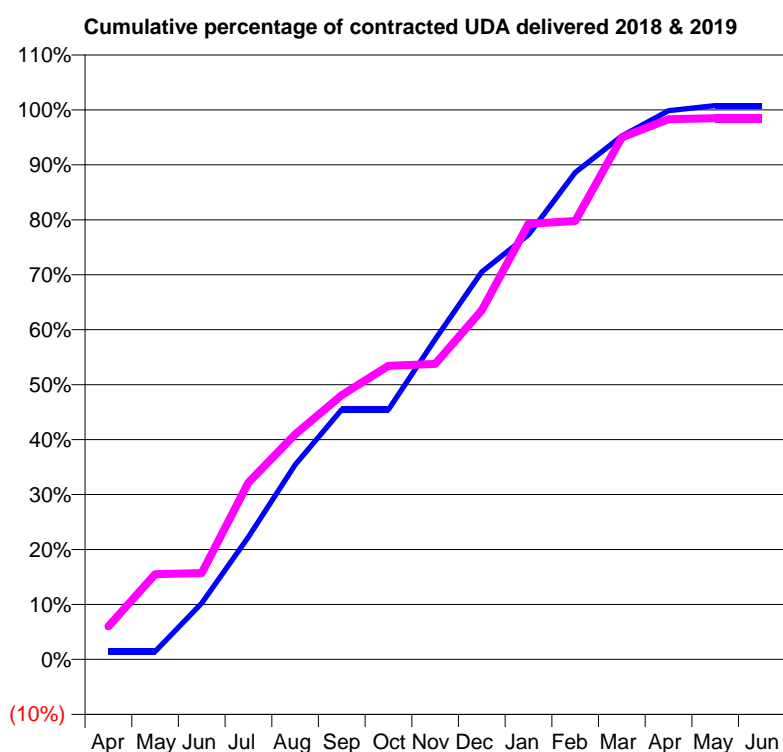
18/19 Contracted general activity (UDA)	550
Carry forward general activity (UDA)	-4
18/19 Contracted orthodontic activity (UOA)	0
Carry forward orthodontic activity (UOA)	0
Baseline contract value	£13,551.12

ACCESS*

Patients seen in 24 months	Total	Change since previous quarter
Quarter ending March 2018	350	
Quarter ending June 2018	364	↑
Quarter ending September 2018	350	↓
Quarter ending December 2018	345	↓
Quarter ending March 2019	337	↓
Variance since March 2018	(3.7%)	↓



ACTIVITY



Month	2018	2019
April	8	33
May	8	85
June	56	86
July	123	177
August	195	225
September	250	265
October	250	294
November	320	296
December	388	349
January	425	436
February	487	439
March	524	522
April	549	541
May	554	542
June	554	542

QUALITY

	Quantity	Base Number	Contract	AT	Region	England
% of FP17s for the same patient ID Re-attending within 3 months - Children	21	408	5.1%	11.1%	11.5%	11.8%
% of FP17s for the same patient ID Re-attending within 3 months - Adults	1	13	7.7%	14.7%	15.2%	15.7%
% of FP17s for the same patient ID Re-attending between 3 & 9 months - Children	214	408	52.5%	58.0%	60.2%	58.9%
% of FP17s for the same patient ID Re-attending between 3 & 9 months - Adults	6	13	46.2%	48.6%	51.8%	50.8%
% of FP17s for Band 1 Urgent Courses	19	412	4.6%	8.7%	8.1%	9.1%
% of FP17s Relating to Free Repair or Replacements	0	412	0.0%	0.7%	0.8%	0.8%
% of FP17s Relating to Continuations	0	412	0.0%	0.8%	0.9%	0.9%
% of Patients satisfied with the dentistry they have received	0	0	N/A	94.2%	92.7%	92.5%
% of Patients satisfied with the time they had to wait for an appointment	0	0	N/A	85.1%	87.4%	87.0%

* This is based on patients treated on this contract for their most recent course of treatment. Figures in italics indicate the base number of FP17s or Patient Questionnaire responses are less than 100. N/A is shown where the base number of responses is less than 10 during the period. % is calculated as Quantity/Base number*100

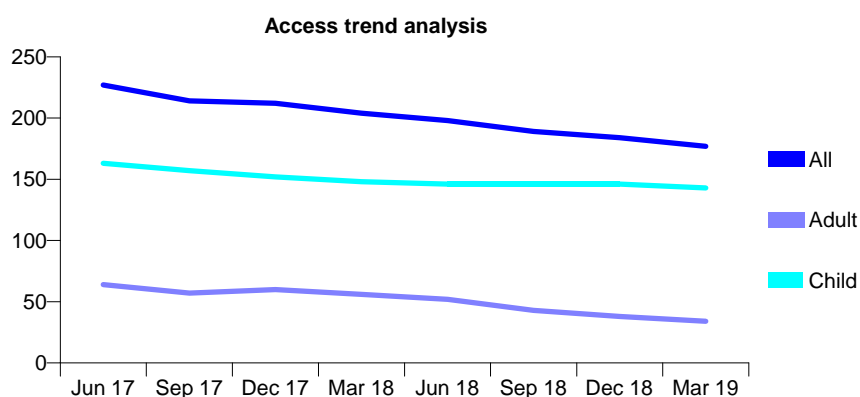
Q58 - Vital Signs At a Glance Contract Report for 328111/0003 - Year end March 2019

Name or company name	MR NA GHULAM
Contract type name	GDS Contract
Purpose of contract	General
Contract start date	04/05/2012
Contract end date	

18/19 Contracted general activity (UDA)	650
Carry forward general activity (UDA)	0
18/19 Contracted orthodontic activity (UOA)	0
Carry forward orthodontic activity (UOA)	0
Baseline contract value	£15,375.61

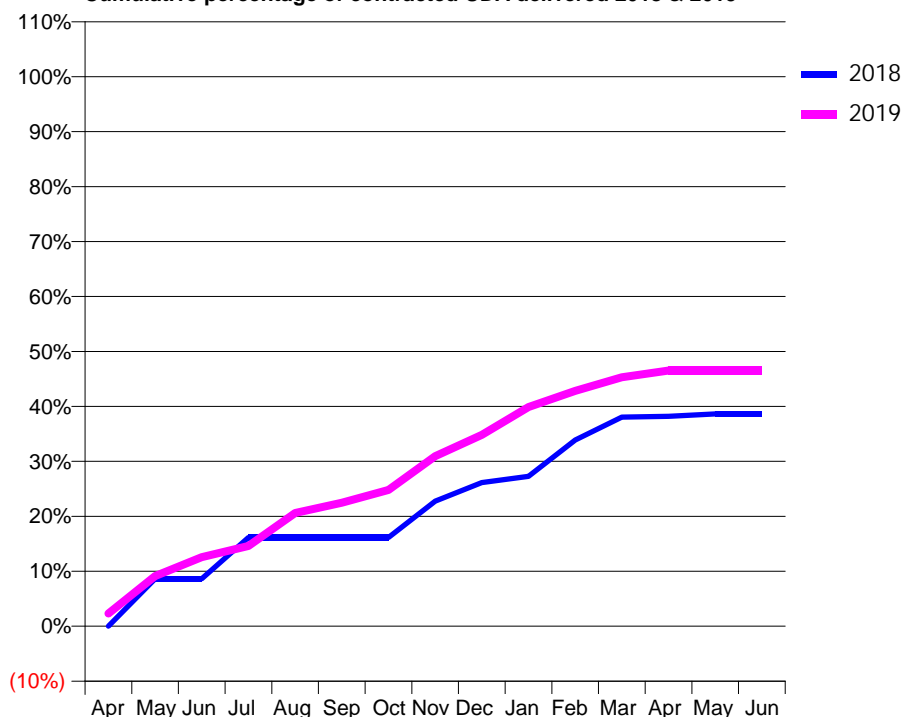
ACCESS*

Patients seen in 24 months	Total	Change since previous quarter
Quarter ending March 2018	204	
Quarter ending June 2018	198	↓
Quarter ending September 2018	189	↓
Quarter ending December 2018	184	↓
Quarter ending March 2019	177	↓
Variance since March 2018	(13.2%)	↓



ACTIVITY

Cumulative percentage of contracted UDA delivered 2018 & 2019



Adjusted Scheduled Activity (UDA)

Month	2018	2019
April	0	15
May	56	59
June	56	82
July	105	95
August	105	134
September	105	146
October	105	161
November	148	201
December	170	226
January	177	259
February	220	278
March	247	294
April	248	302
May	251	302
June	251	302

QUALITY

	Quantity	Base Number	Contract	AT	Region	England
% of FP17s for the same patient ID Re-attending within 3 months - Children	9	204	4.4%	11.1%	11.5%	11.8%
% of FP17s for the same patient ID Re-attending within 3 months - Adults	1	24	4.2%	14.7%	15.2%	15.7%
% of FP17s for the same patient ID Re-attending between 3 & 9 months - Children	76	204	37.3%	58.0%	60.2%	58.9%
% of FP17s for the same patient ID Re-attending between 3 & 9 months - Adults	6	24	25.0%	48.6%	51.8%	50.8%
% of FP17s for Band 1 Urgent Courses	7	227	3.1%	8.7%	8.1%	9.1%
% of FP17s Relating to Free Repair or Replacements	0	227	0.0%	0.7%	0.8%	0.8%
% of FP17s Relating to Continuations	0	227	0.0%	0.8%	0.9%	0.9%
% of Patients satisfied with the dentistry they have received	0	0	N/A	94.2%	92.7%	92.5%
% of Patients satisfied with the time they had to wait for an appointment	0	0	N/A	85.1%	87.4%	87.0%

* This is based on patients treated on this contract for their most recent course of treatment.

Figures in italics indicate the base number of FP17s or Patient Questionnaire responses are less than 100. N/A is shown where the base number of responses is less than 10 during the period. % is calculated as Quantity/Base number*100

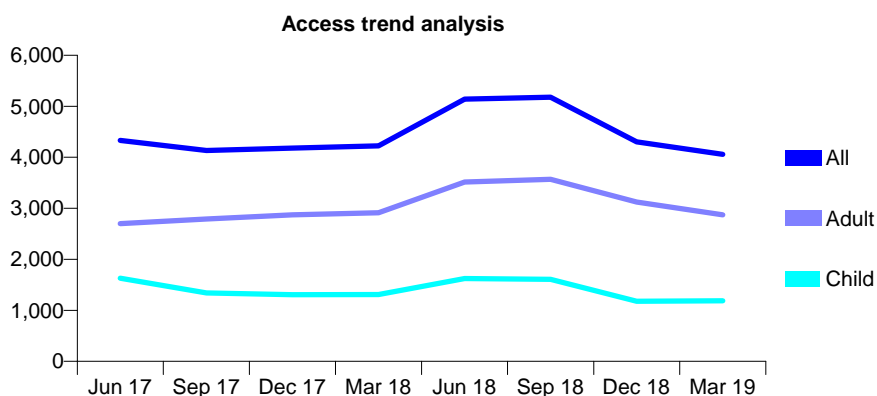
Q58 - Vital Signs At a Glance Contract Report for 333107/0006 - Year end March 2019

Name or company name	MR SS BHANDAL
Contract type name	GDS Contract
Purpose of contract	General
Contract start date	01/01/2015
Contract end date	

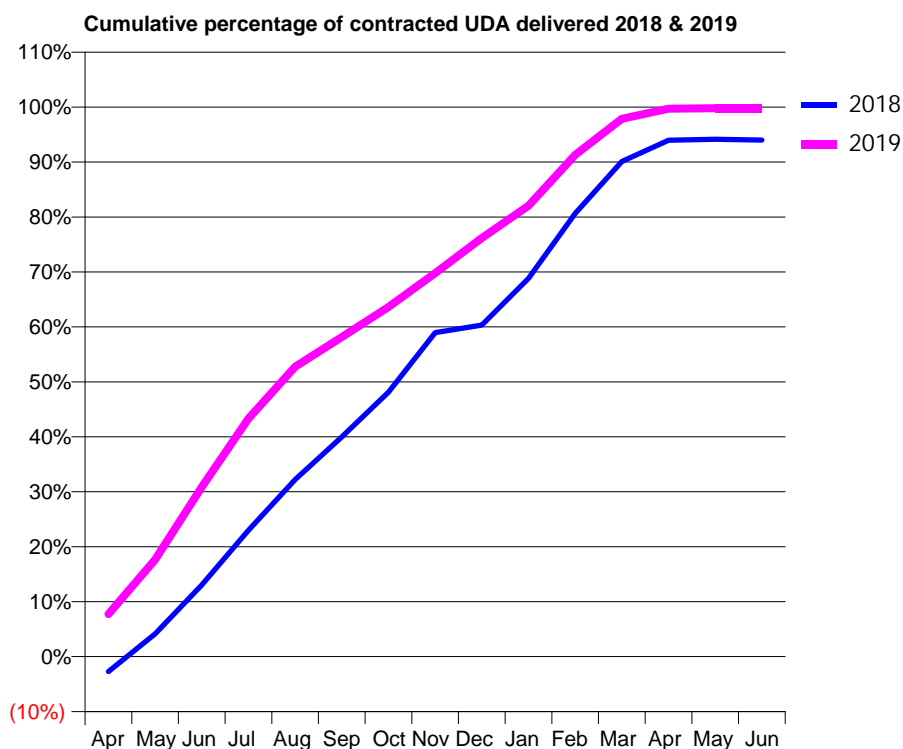
18/19 Contracted general activity (UDA)	11,341
Carry forward general activity (UDA)	0
18/19 Contracted orthodontic activity (UOA)	0
Carry forward orthodontic activity (UOA)	0
Baseline contract value	£323,718.37

ACCESS*

Patients seen in 24 months	Total	Change since previous quarter
Quarter ending March 2018	4,224	
Quarter ending June 2018	5,140	↑
Quarter ending September 2018	5,177	→
Quarter ending December 2018	4,301	↓
Quarter ending March 2019	4,059	↓
Variance since March 2018	(3.9%)	↓



ACTIVITY



Month	Adjusted Scheduled Activity (UDA)	
	2018	2019
April	-313	878
May	471	2,001
June	1,480	3,498
July	2,609	4,914
August	3,654	5,983
September	4,533	6,597
October	5,459	7,213
November	6,685	7,917
December	6,843	8,638
January	7,807	9,307
February	9,147	10,356
March	10,217	11,097
April	10,658	11,306
May	10,677	11,315
June	10,660	11,318

QUALITY

	Quantity	Base Number	Contract	AT	Region	England
% of FP17s for the same patient ID Re-attending within 3 months - Children	112	2,101	5.3%	11.1%	11.5%	11.8%
% of FP17s for the same patient ID Re-attending within 3 months - Adults	252	3,226	7.8%	14.7%	15.2%	15.7%
% of FP17s for the same patient ID Re-attending between 3 & 9 months - Children	804	2,101	38.3%	58.0%	60.2%	58.9%
% of FP17s for the same patient ID Re-attending between 3 & 9 months - Adults	852	3,226	26.4%	48.6%	51.8%	50.8%
% of FP17s for Band 1 Urgent Courses	337	5,182	6.5%	8.7%	8.1%	9.1%
% of FP17s Relating to Free Repair or Replacements	29	5,182	0.6%	0.7%	0.8%	0.8%
% of FP17s Relating to Continuations	9	5,182	0.2%	0.8%	0.9%	0.9%
% of Patients satisfied with the dentistry they have received	0	0	N/A	94.2%	92.7%	92.5%
% of Patients satisfied with the time they had to wait for an appointment	0	0	N/A	85.1%	87.4%	87.0%

* This is based on patients treated on this contract for their most recent course of treatment. Figures in italics indicate the base number of FP17s or Patient Questionnaire responses are less than 100. N/A is shown where the base number of responses is less than 10 during the period. % is calculated as Quantity/Base number*100

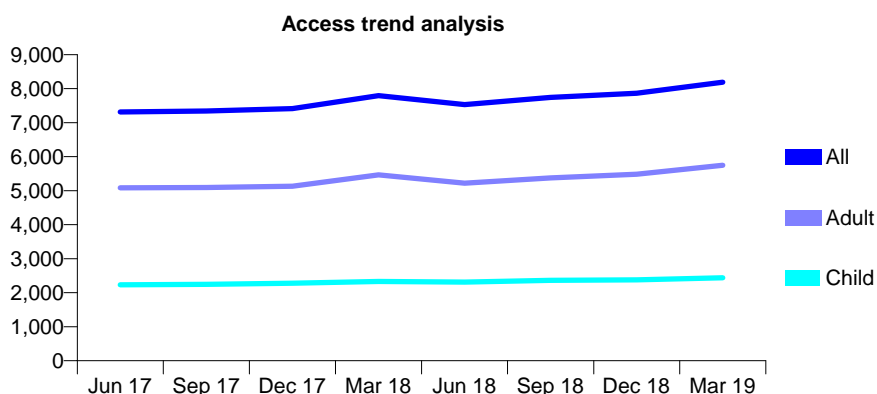
Q58 - Vital Signs At a Glance Contract Report for 333875/0001 - Year end March 2019

Name or company name	MR A SHAH
Contract type name	GDS Contract
Purpose of contract	General
Contract start date	01/04/2006
Contract end date	

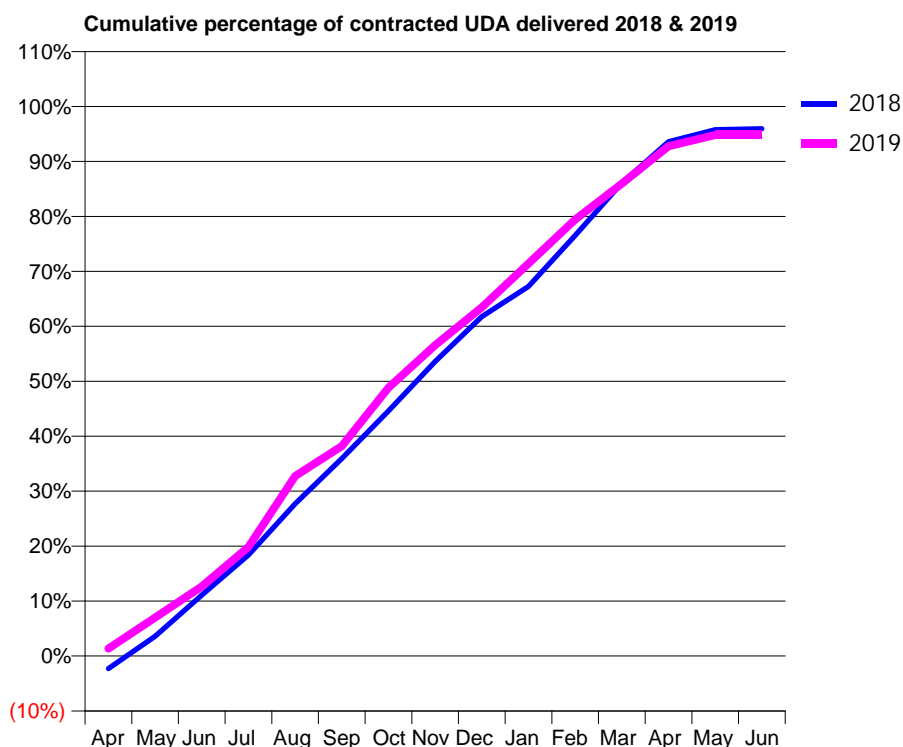
18/19 Contracted general activity (UDA)	19,211
Carry forward general activity (UDA)	0
18/19 Contracted orthodontic activity (UOA)	0
Carry forward orthodontic activity (UOA)	0
Baseline contract value	£608,370.36

ACCESS*

Patients seen in 24 months	Total	Change since previous quarter
Quarter ending March 2018	7,795	
Quarter ending June 2018	7,533	↓
Quarter ending September 2018	7,745	↑
Quarter ending December 2018	7,866	→
Quarter ending March 2019	8,190	↑
Variance since March 2018	5.1%	↑



ACTIVITY



Month	Adjusted Scheduled Activity (UDA)	
	2018	2019
April	-442	257
May	692	1,344
June	2,130	2,429
July	3,534	3,813
August	5,322	6,292
September	6,902	7,339
October	8,573	9,377
November	10,298	10,868
December	11,863	12,191
January	12,920	13,725
February	14,705	15,260
March	16,532	16,514
April	17,977	17,818
May	18,400	18,212
June	18,431	18,212

QUALITY

	Quantity	Base Number	Contract	AT	Region	England
% of FP17s for the same patient ID Re-attending within 3 months - Children	204	3,085	6.6%	11.1%	11.5%	11.8%
% of FP17s for the same patient ID Re-attending within 3 months - Adults	913	6,407	14.3%	14.7%	15.2%	15.7%
% of FP17s for the same patient ID Re-attending between 3 & 9 months - Children	1,535	3,085	49.8%	58.0%	60.2%	58.9%
% of FP17s for the same patient ID Re-attending between 3 & 9 months - Adults	2,473	6,407	38.6%	48.6%	51.8%	50.8%
% of FP17s for Band 1 Urgent Courses	397	8,780	4.5%	8.7%	8.1%	9.1%
% of FP17s Relating to Free Repair or Replacements	92	8,780	1.0%	0.7%	0.8%	0.8%
% of FP17s Relating to Continuations	239	8,780	2.7%	0.8%	0.9%	0.9%
% of Patients satisfied with the dentistry they have received	1	1	N/A	94.2%	92.7%	92.5%
% of Patients satisfied with the time they had to wait for an appointment	1	1	N/A	85.1%	87.4%	87.0%

* This is based on patients treated on this contract for their most recent course of treatment. Figures in italics indicate the base number of FP17s or Patient Questionnaire responses are less than 100. N/A is shown where the base number of responses is less than 10 during the period. % is calculated as Quantity/Base number*100

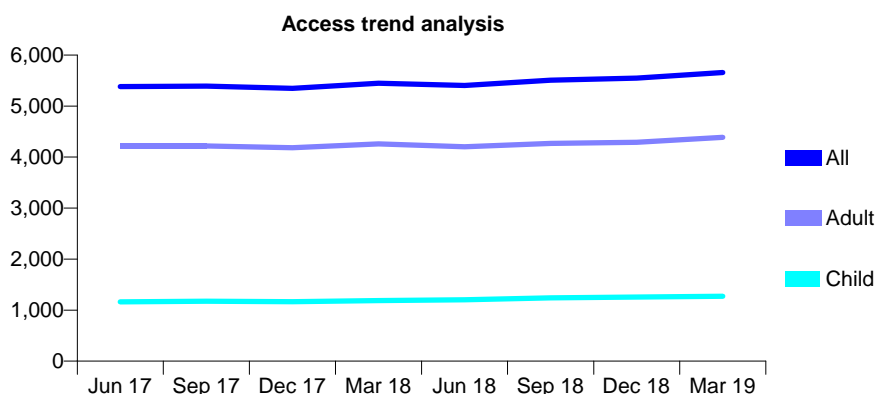
Q58 - Vital Signs At a Glance Contract Report for 335088/0001 - Year end March 2019

Name or company name	Hydean Dental Practice
Contract type name	GDS Contract
Purpose of contract	General
Contract start date	01/04/2006
Contract end date	

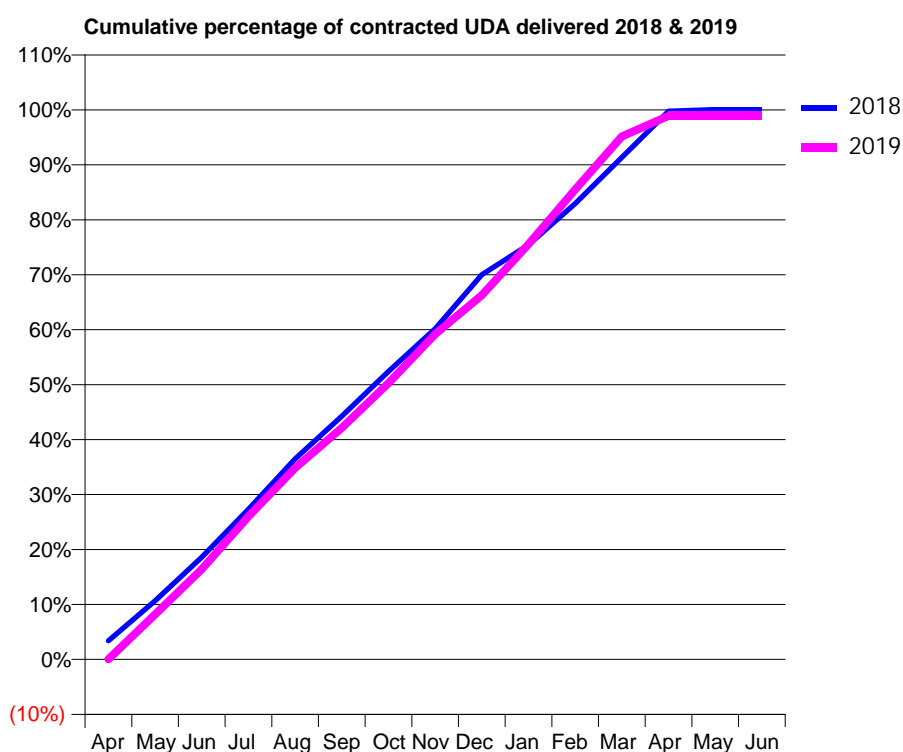
18/19 Contracted general activity (UDA)	16,668
Carry forward general activity (UDA)	-8
18/19 Contracted orthodontic activity (UOA)	0
Carry forward orthodontic activity (UOA)	0
Baseline contract value	£465,483.86

ACCESS*

Patients seen in 24 months	Total	Change since previous quarter
Quarter ending March 2018	5,447	
Quarter ending June 2018	5,406	→
Quarter ending September 2018	5,508	→
Quarter ending December 2018	5,548	→
Quarter ending March 2019	5,659	↑
Variance since March 2018	3.9%	↑



ACTIVITY



Month	Adjusted Scheduled Activity (UDA)	
	2018	2019
April	566	9
May	1,776	1,365
June	3,100	2,736
July	4,558	4,340
August	6,087	5,809
September	7,377	7,025
October	8,733	8,380
November	10,030	9,868
December	11,666	11,045
January	12,573	12,594
February	13,826	14,257
March	15,221	15,863
April	16,628	16,484
May	16,676	16,484
June	16,676	16,484

QUALITY

	Quantity	Base Number	Contract	AT	Region	England
% of FP17s for the same patient ID Re-attending within 3 months - Children	99	1,842	5.4%	11.1%	11.5%	11.8%
% of FP17s for the same patient ID Re-attending within 3 months - Adults	745	6,892	10.8%	14.7%	15.2%	15.7%
% of FP17s for the same patient ID Re-attending between 3 & 9 months - Children	1,018	1,842	55.3%	58.0%	60.2%	58.9%
% of FP17s for the same patient ID Re-attending between 3 & 9 months - Adults	4,334	6,892	62.9%	48.6%	51.8%	50.8%
% of FP17s for Band 1 Urgent Courses	560	8,267	6.8%	8.7%	8.1%	9.1%
% of FP17s Relating to Free Repair or Replacements	81	8,267	1.0%	0.7%	0.8%	0.8%
% of FP17s Relating to Continuations	83	8,267	1.0%	0.8%	0.9%	0.9%
% of Patients satisfied with the dentistry they have received	3	3	N/A	94.2%	92.7%	92.5%
% of Patients satisfied with the time they had to wait for an appointment	3	3	N/A	85.1%	87.4%	87.0%

* This is based on patients treated on this contract for their most recent course of treatment. Figures in italics indicate the base number of FP17s or Patient Questionnaire responses are less than 100. N/A is shown where the base number of responses is less than 10 during the period. % is calculated as Quantity/Base number*100

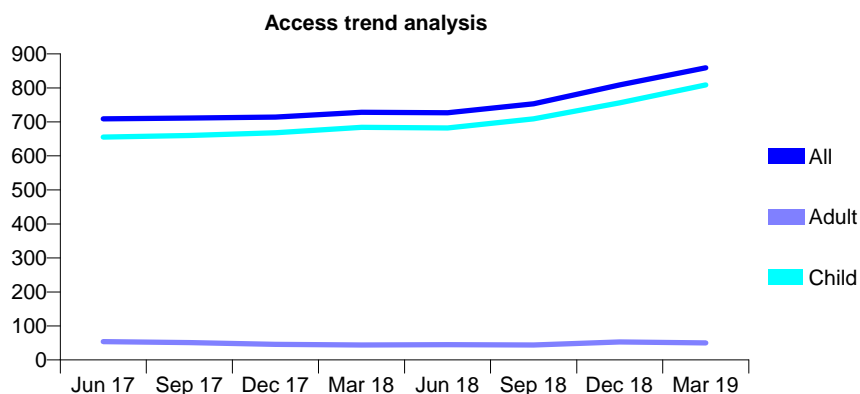
Q58 - Vital Signs At a Glance Contract Report for 335290/0001 - Year end March 2019

Name or company name	MR VA PATEL
Contract type name	GDS Contract
Purpose of contract	General
Contract start date	01/04/2006
Contract end date	

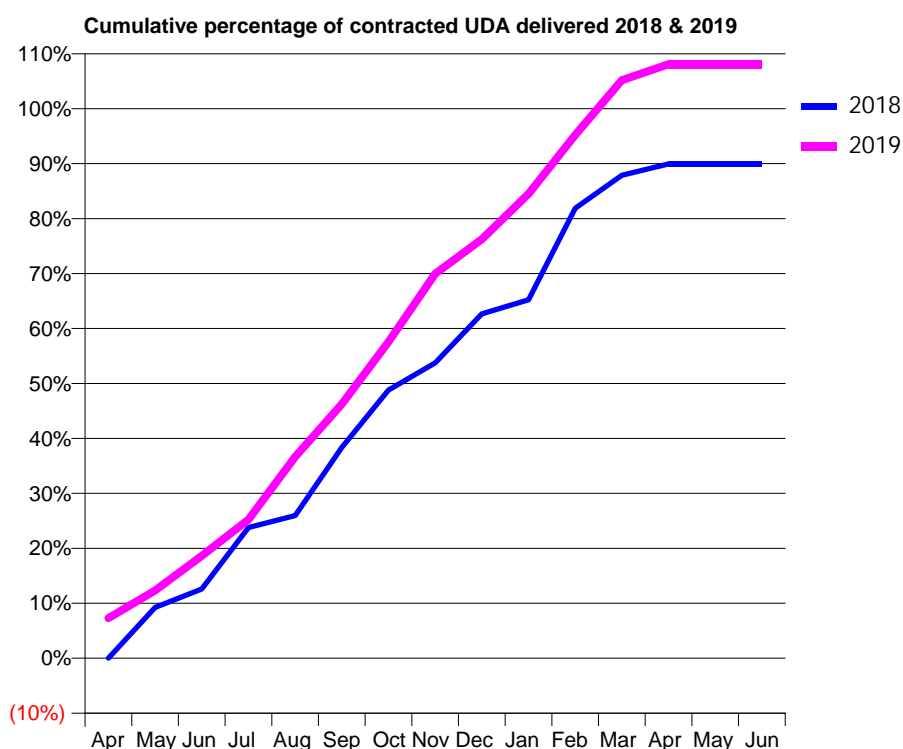
18/19 Contracted general activity (UDA)	1,293
Carry forward general activity (UDA)	0
18/19 Contracted orthodontic activity (UOA)	0
Carry forward orthodontic activity (UOA)	0
Baseline contract value	£36,499.37

ACCESS*

Patients seen in 24 months	Total	Change since previous quarter
Quarter ending March 2018	728	
Quarter ending June 2018	727	→
Quarter ending September 2018	753	↑
Quarter ending December 2018	809	↑
Quarter ending March 2019	859	↑
Variance since March 2018	18.0%	↑



ACTIVITY



Month	Adjusted Scheduled Activity (UDA)	
	2018	2019
April	0	94
May	120	160
June	163	241
July	308	326
August	336	474
September	496	598
October	631	744
November	695	905
December	810	986
January	843	1,093
February	1,058	1,231
March	1,136	1,360
April	1,163	1,398
May	1,163	1,398
June	1,163	1,398

QUALITY

	Quantity	Base Number	Contract	AT	Region	England
% of FP17s for the same patient ID Re-attending within 3 months - Children	64	1,023	6.3%	11.1%	11.5%	11.8%
% of FP17s for the same patient ID Re-attending within 3 months - Adults	0	0	N/A	14.7%	15.2%	15.7%
% of FP17s for the same patient ID Re-attending between 3 & 9 months - Children	462	1,023	45.2%	58.0%	60.2%	58.9%
% of FP17s for the same patient ID Re-attending between 3 & 9 months - Adults	0	0	N/A	48.6%	51.8%	50.8%
% of FP17s for Band 1 Urgent Courses	45	1,026	4.4%	8.7%	8.1%	9.1%
% of FP17s Relating to Free Repair or Replacements	0	1,026	0.0%	0.7%	0.8%	0.8%
% of FP17s Relating to Continuations	0	1,026	0.0%	0.8%	0.9%	0.9%
% of Patients satisfied with the dentistry they have received	0	0	N/A	94.2%	92.7%	92.5%
% of Patients satisfied with the time they had to wait for an appointment	0	0	N/A	85.1%	87.4%	87.0%

* This is based on patients treated on this contract for their most recent course of treatment.

Figures in italics indicate the base number of FP17s or Patient Questionnaire responses are less than 100. N/A is shown where the base number of responses is less than 10 during the period. % is calculated as Quantity/Base number*100

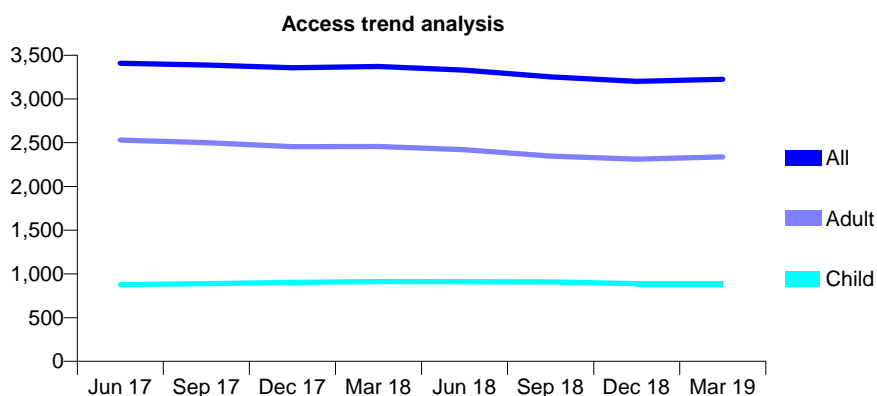
Q58 - Vital Signs At a Glance Contract Report for 339113/0001 - Year end March 2019

Name or company name	MR A BALKHI
Contract type name	GDS Contract
Purpose of contract	General
Contract start date	01/04/2006
Contract end date	

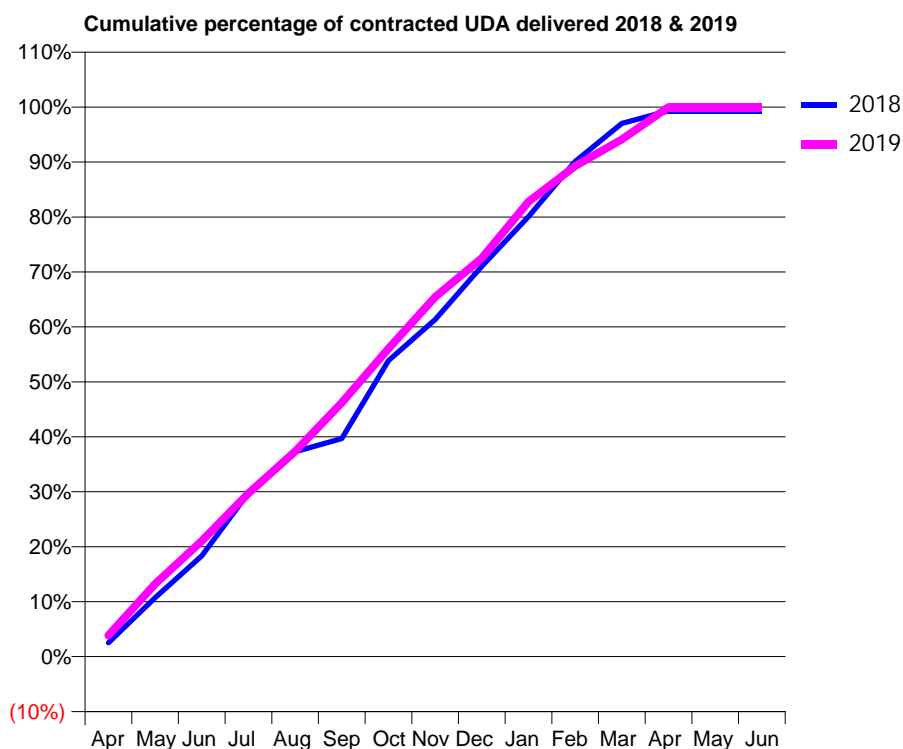
18/19 Contracted general activity (UDA)	7,361
Carry forward general activity (UDA)	50
18/19 Contracted orthodontic activity (UOA)	0
Carry forward orthodontic activity (UOA)	0
Baseline contract value	£219,550.61

ACCESS*

Patients seen in 24 months	Total	Change since previous quarter
Quarter ending March 2018	3,371	
Quarter ending June 2018	3,330	↓
Quarter ending September 2018	3,254	↓
Quarter ending December 2018	3,202	↓
Quarter ending March 2019	3,226	→
Variance since March 2018	(4.3%)	↓



ACTIVITY



Month	Adjusted Scheduled Activity (UDA)	
	2018	2019
April	187	285
May	791	974
June	1,350	1,550
July	2,192	2,188
August	2,744	2,749
September	2,921	3,402
October	3,964	4,126
November	4,517	4,819
December	5,227	5,336
January	5,894	6,093
February	6,633	6,571
March	7,142	6,927
April	7,310	7,360
May	7,310	7,360
June	7,310	7,360

QUALITY

	Quantity	Base Number	Contract	AT	Region	England
% of FP17s for the same patient ID Re-attending within 3 months - Children	32	1,232	2.6%	11.1%	11.5%	11.8%
% of FP17s for the same patient ID Re-attending within 3 months - Adults	56	2,232	2.5%	14.7%	15.2%	15.7%
% of FP17s for the same patient ID Re-attending between 3 & 9 months - Children	799	1,232	64.9%	58.0%	60.2%	58.9%
% of FP17s for the same patient ID Re-attending between 3 & 9 months - Adults	998	2,232	44.7%	48.6%	51.8%	50.8%
% of FP17s for Band 1 Urgent Courses	43	3,617	1.2%	8.7%	8.1%	9.1%
% of FP17s Relating to Free Repair or Replacements	0	3,617	0.0%	0.7%	0.8%	0.8%
% of FP17s Relating to Continuations	16	3,617	0.4%	0.8%	0.9%	0.9%
% of Patients satisfied with the dentistry they have received	1	1	N/A	94.2%	92.7%	92.5%
% of Patients satisfied with the time they had to wait for an appointment	1	1	N/A	85.1%	87.4%	87.0%

* This is based on patients treated on this contract for their most recent course of treatment. Figures in italics indicate the base number of FP17s or Patient Questionnaire responses are less than 100. N/A is shown where the base number of responses is less than 10 during the period. % is calculated as Quantity/Base number*100

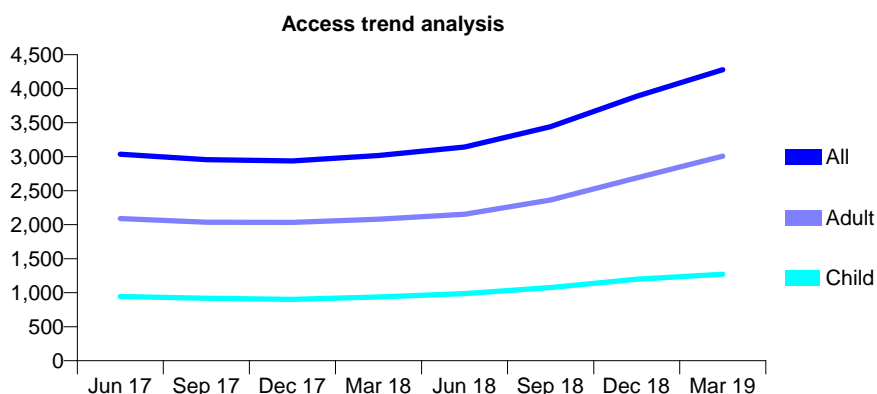
Q58 - Vital Signs At a Glance Contract Report for 341088/0001 - Year end March 2019

Name or company name	MR A ZAKHARIA
Contract type name	GDS Contract
Purpose of contract	General
Contract start date	01/04/2012
Contract end date	

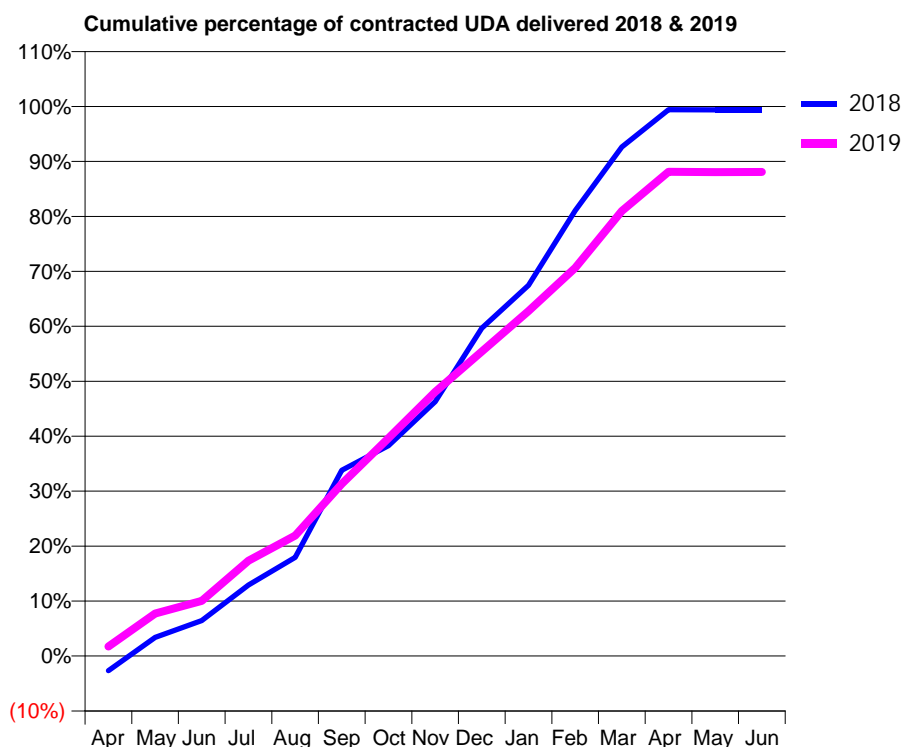
18/19 Contracted general activity (UDA)	16,780
Carry forward general activity (UDA)	-34
18/19 Contracted orthodontic activity (UOA)	0
Carry forward orthodontic activity (UOA)	0
Baseline contract value	£459,174.19

ACCESS*

Patients seen in 24 months	Total	Change since previous quarter
Quarter ending March 2018	3,019	
Quarter ending June 2018	3,142	↑
Quarter ending September 2018	3,442	↑
Quarter ending December 2018	3,889	↑
Quarter ending March 2019	4,279	↑
Variance since March 2018	41.7%	↑



ACTIVITY



Month	Adjusted Scheduled Activity (UDA)	
	2018	2019
April	-223	293
May	281	1,297
June	535	1,684
July	1,076	2,909
August	1,496	3,681
September	2,812	5,255
October	3,186	6,651
November	3,852	8,063
December	4,965	9,299
January	5,615	10,531
February	6,745	11,851
March	7,706	13,584
April	8,273	14,784
May	8,272	14,775
June	8,272	14,779

QUALITY

	Quantity	Base Number	Contract	AT	Region	England
% of FP17s for the same patient ID Re-attending within 3 months - Children	150	2,114	7.1%	11.1%	11.5%	11.8%
% of FP17s for the same patient ID Re-attending within 3 months - Adults	510	4,489	11.4%	14.7%	15.2%	15.7%
% of FP17s for the same patient ID Re-attending between 3 & 9 months - Children	1,229	2,114	58.1%	58.0%	60.2%	58.9%
% of FP17s for the same patient ID Re-attending between 3 & 9 months - Adults	2,344	4,489	52.2%	48.6%	51.8%	50.8%
% of FP17s for Band 1 Urgent Courses	591	6,733	8.8%	8.7%	8.1%	9.1%
% of FP17s Relating to Free Repair or Replacements	53	6,733	0.8%	0.7%	0.8%	0.8%
% of FP17s Relating to Continuations	11	6,733	0.2%	0.8%	0.9%	0.9%
% of Patients satisfied with the dentistry they have received	4	4	N/A	94.2%	92.7%	92.5%
% of Patients satisfied with the time they had to wait for an appointment	4	4	N/A	85.1%	87.4%	87.0%

* This is based on patients treated on this contract for their most recent course of treatment. Figures in italics indicate the base number of FP17s or Patient Questionnaire responses are less than 100. N/A is shown where the base number of responses is less than 10 during the period. % is calculated as Quantity/Base number*100

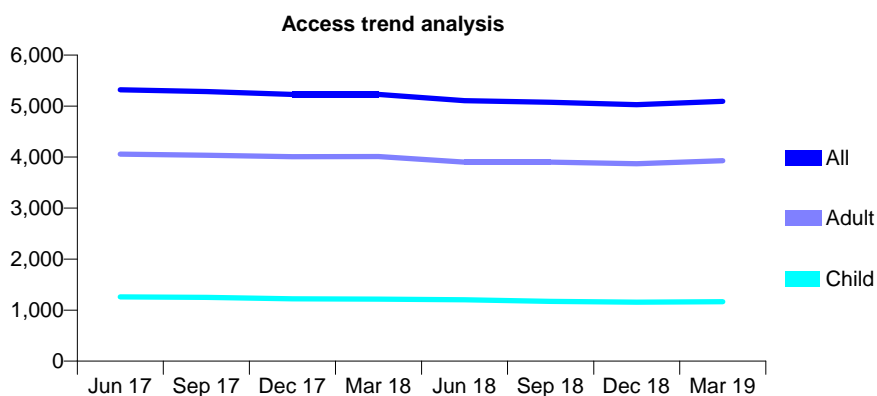
Q58 - Vital Signs At a Glance Contract Report for 341576/0002 - Year end March 2019

Name or company name	MR J NASSERI TAHERI
Contract type name	GDS Contract
Purpose of contract	General
Contract start date	01/04/2008
Contract end date	

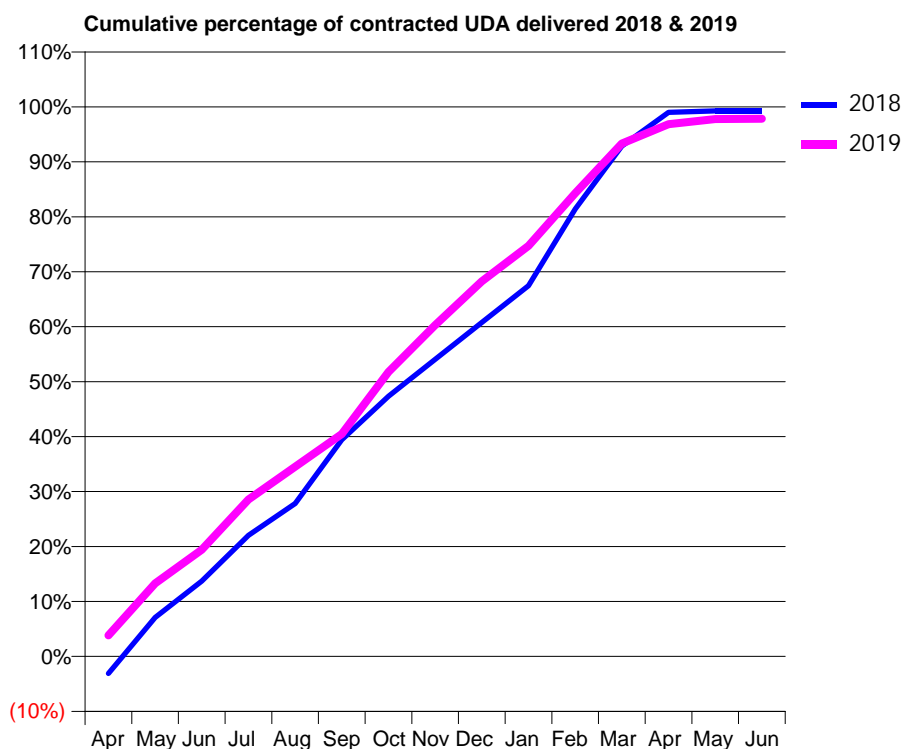
18/19 Contracted general activity (UDA)	18,364
Carry forward general activity (UDA)	135
18/19 Contracted orthodontic activity (UOA)	0
Carry forward orthodontic activity (UOA)	0
Baseline contract value	£440,772.04

ACCESS*

Patients seen in 24 months	Total	Change since previous quarter
Quarter ending March 2018	5,227	
Quarter ending June 2018	5,108	↓
Quarter ending September 2018	5,073	→
Quarter ending December 2018	5,028	→
Quarter ending March 2019	5,095	→
Variance since March 2018	(2.5%)	↓



ACTIVITY



Month	2018	2019
April	-573	704
May	1,305	2,444
June	2,515	3,564
July	4,051	5,242
August	5,111	6,340
September	7,241	7,429
October	8,692	9,508
November	9,932	11,074
December	11,155	12,532
January	12,392	13,719
February	14,949	15,481
March	17,053	17,135
April	18,181	17,784
May	18,228	17,955
June	18,228	17,967

QUALITY

	Quantity	Base Number	Contract	AT	Region	England
% of FP17s for the same patient ID Re-attending within 3 months - Children	173	1,868	9.3%	11.1%	11.5%	11.8%
% of FP17s for the same patient ID Re-attending within 3 months - Adults	609	5,207	11.7%	14.7%	15.2%	15.7%
% of FP17s for the same patient ID Re-attending between 3 & 9 months - Children	1,041	1,868	55.7%	58.0%	60.2%	58.9%
% of FP17s for the same patient ID Re-attending between 3 & 9 months - Adults	2,780	5,207	53.4%	48.6%	51.8%	50.8%
% of FP17s for Band 1 Urgent Courses	564	7,057	8.0%	8.7%	8.1%	9.1%
% of FP17s Relating to Free Repair or Replacements	99	7,057	1.4%	0.7%	0.8%	0.8%
% of FP17s Relating to Continuations	77	7,057	1.1%	0.8%	0.9%	0.9%
% of Patients satisfied with the dentistry they have received	5	5	N/A	94.2%	92.7%	92.5%
% of Patients satisfied with the time they had to wait for an appointment	4	5	N/A	85.1%	87.4%	87.0%

* This is based on patients treated on this contract for their most recent course of treatment. Figures in italics indicate the base number of FP17s or Patient Questionnaire responses are less than 100. N/A is shown where the base number of responses is less than 10 during the period. % is calculated as Quantity/Base number*100

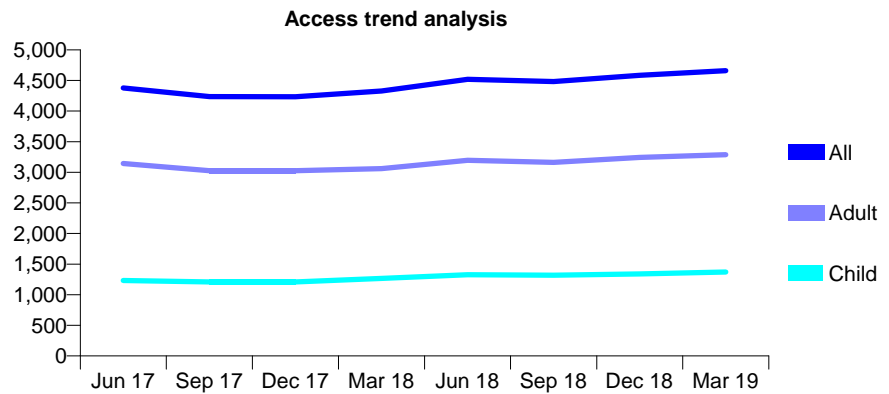
Q58 - Vital Signs At a Glance Contract Report for 341975/0001 - Year end March 2019

Name or company name	MRS R ARUN
Contract type name	GDS Contract
Purpose of contract	General
Contract start date	01/04/2006
Contract end date	

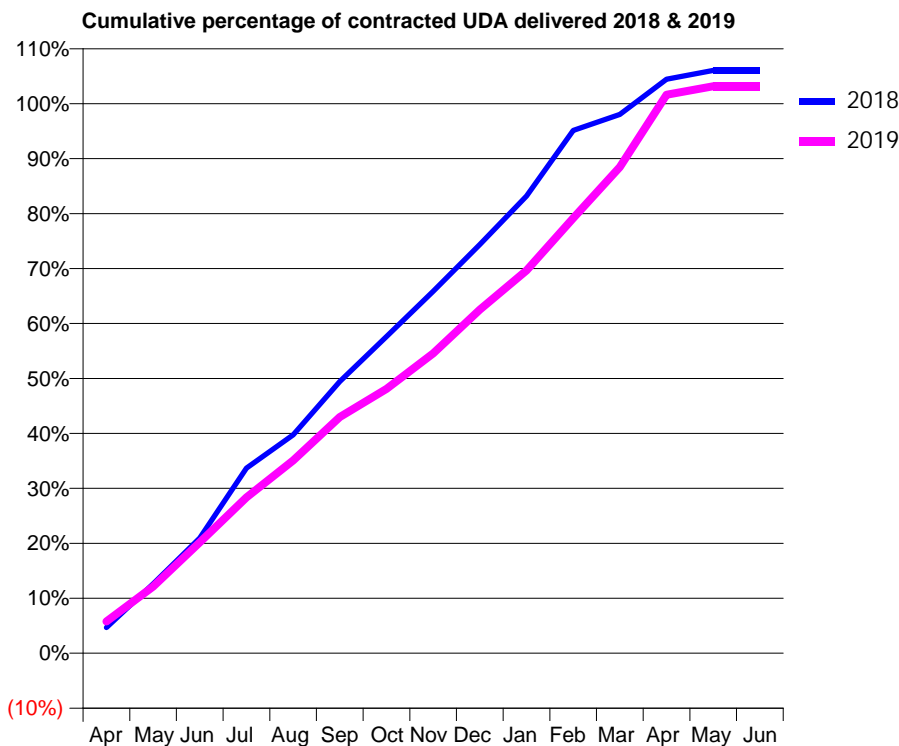
18/19 Contracted general activity (UDA)	9,748
Carry forward general activity (UDA)	-195
18/19 Contracted orthodontic activity (UOA)	0
Carry forward orthodontic activity (UOA)	0
Baseline contract value	£212,901.66

ACCESS*

Patients seen in 24 months	Total	Change since previous quarter
Quarter ending March 2018	4,327	
Quarter ending June 2018	4,519	↑
Quarter ending September 2018	4,482	→
Quarter ending December 2018	4,584	↑
Quarter ending March 2019	4,661	→
Variance since March 2018	7.7%	↑



ACTIVITY



Month	Adjusted Scheduled Activity (UDA)	
	2018	2019
April	455	564
May	1,230	1,181
June	2,042	1,966
July	3,281	2,764
August	3,873	3,420
September	4,820	4,188
October	5,617	4,690
November	6,420	5,319
December	7,250	6,092
January	8,107	6,787
February	9,275	7,719
March	9,556	8,623
April	10,183	9,907
May	10,339	10,057
June	10,339	10,057

QUALITY

	Quantity	Base Number	Contract	AT	Region	England
% of FP17s for the same patient ID Re-attending within 3 months - Children	29	1,308	2.2%	11.1%	11.5%	11.8%
% of FP17s for the same patient ID Re-attending within 3 months - Adults	238	3,198	7.4%	14.7%	15.2%	15.7%
% of FP17s for the same patient ID Re-attending between 3 & 9 months - Children	428	1,308	32.7%	58.0%	60.2%	58.9%
% of FP17s for the same patient ID Re-attending between 3 & 9 months - Adults	779	3,198	24.4%	48.6%	51.8%	50.8%
% of FP17s for Band 1 Urgent Courses	242	4,762	5.1%	8.7%	8.1%	9.1%
% of FP17s Relating to Free Repair or Replacements	19	4,762	0.4%	0.7%	0.8%	0.8%
% of FP17s Relating to Continuations	12	4,762	0.3%	0.8%	0.9%	0.9%
% of Patients satisfied with the dentistry they have received	1	1	N/A	94.2%	92.7%	92.5%
% of Patients satisfied with the time they had to wait for an appointment	1	1	N/A	85.1%	87.4%	87.0%

* This is based on patients treated on this contract for their most recent course of treatment. Figures in italics indicate the base number of FP17s or Patient Questionnaire responses are less than 100. N/A is shown where the base number of responses is less than 10 during the period. % is calculated as Quantity/Base number*100

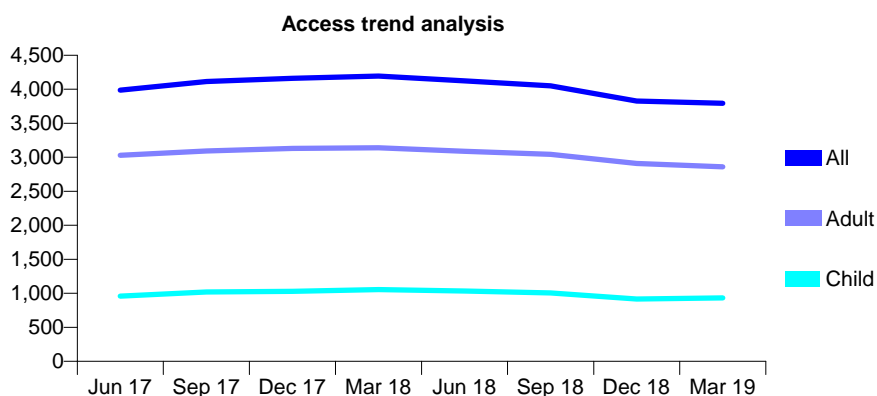
Q58 - Vital Signs At a Glance Contract Report for 342432/0001 - Year end March 2019

Name or company name	MS RK GILL
Contract type name	GDS Contract
Purpose of contract	General
Contract start date	01/04/2006
Contract end date	

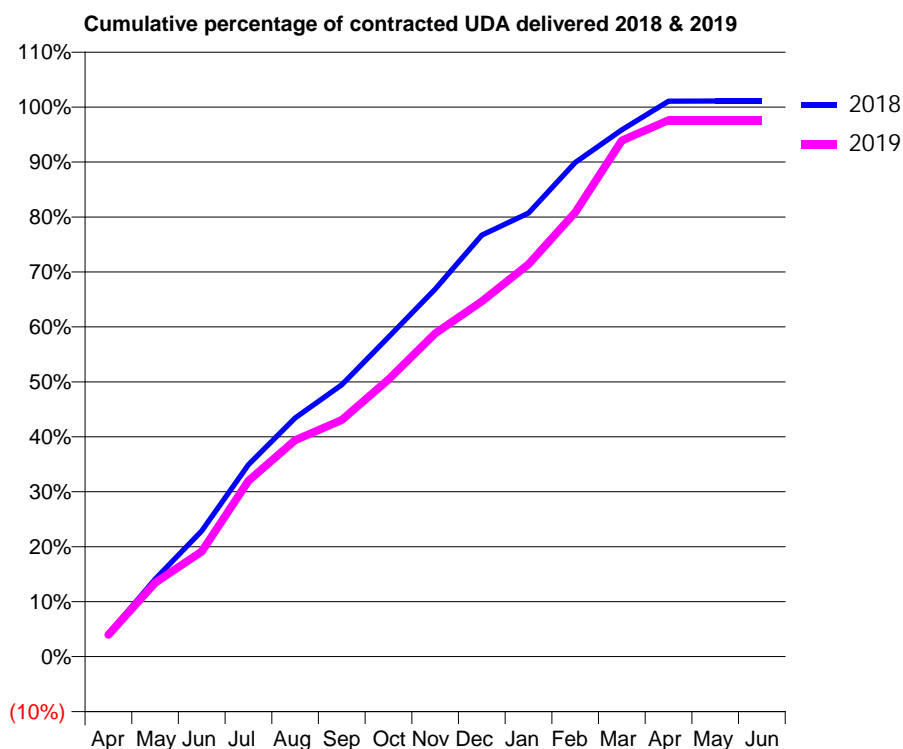
18/19 Contracted general activity (UDA)	9,141
Carry forward general activity (UDA)	-101
18/19 Contracted orthodontic activity (UOA)	0
Carry forward orthodontic activity (UOA)	0
Baseline contract value	£184,328.87

ACCESS*

Patients seen in 24 months	Total	Change since previous quarter
Quarter ending March 2018	4,196	
Quarter ending June 2018	4,122	↓
Quarter ending September 2018	4,050	↓
Quarter ending December 2018	3,826	↓
Quarter ending March 2019	3,793	→
Variance since March 2018	(9.6%)	↓



ACTIVITY



Month	Adjusted Scheduled Activity (UDA)	
	2018	2019
April	376	363
May	1,289	1,228
June	2,090	1,749
July	3,193	2,924
August	3,971	3,601
September	4,522	3,937
October	5,316	4,609
November	6,113	5,375
December	7,011	5,909
January	7,377	6,527
February	8,220	7,388
March	8,762	8,584
April	9,238	8,923
May	9,242	8,923
June	9,242	8,923

QUALITY

	Quantity	Base Number	Contract	AT	Region	England
% of FP17s for the same patient ID Re-attending within 3 months - Children	31	1,188	2.6%	11.1%	11.5%	11.8%
% of FP17s for the same patient ID Re-attending within 3 months - Adults	312	3,514	8.9%	14.7%	15.2%	15.7%
% of FP17s for the same patient ID Re-attending between 3 & 9 months - Children	565	1,188	47.6%	58.0%	60.2%	58.9%
% of FP17s for the same patient ID Re-attending between 3 & 9 months - Adults	1,583	3,514	45.0%	48.6%	51.8%	50.8%
% of FP17s for Band 1 Urgent Courses	236	4,590	5.1%	8.7%	8.1%	9.1%
% of FP17s Relating to Free Repair or Replacements	34	4,590	0.7%	0.7%	0.8%	0.8%
% of FP17s Relating to Continuations	31	4,590	0.7%	0.8%	0.9%	0.9%
% of Patients satisfied with the dentistry they have received	1	1	N/A	94.2%	92.7%	92.5%
% of Patients satisfied with the time they had to wait for an appointment	1	1	N/A	85.1%	87.4%	87.0%

* This is based on patients treated on this contract for their most recent course of treatment. Figures in italics indicate the base number of FP17s or Patient Questionnaire responses are less than 100. N/A is shown where the base number of responses is less than 10 during the period. % is calculated as Quantity/Base number*100

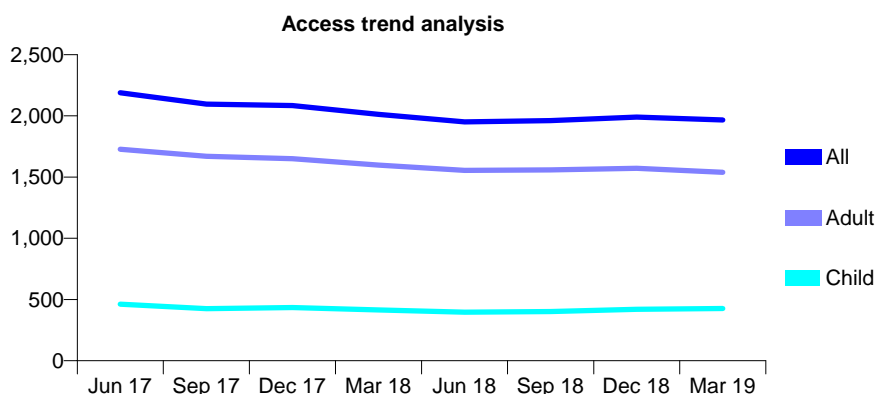
Q58 - Vital Signs At a Glance Contract Report for 343633/0001 - Year end March 2019

Name or company name	MISS S AMPAH
Contract type name	GDS Contract
Purpose of contract	General
Contract start date	01/04/2006
Contract end date	

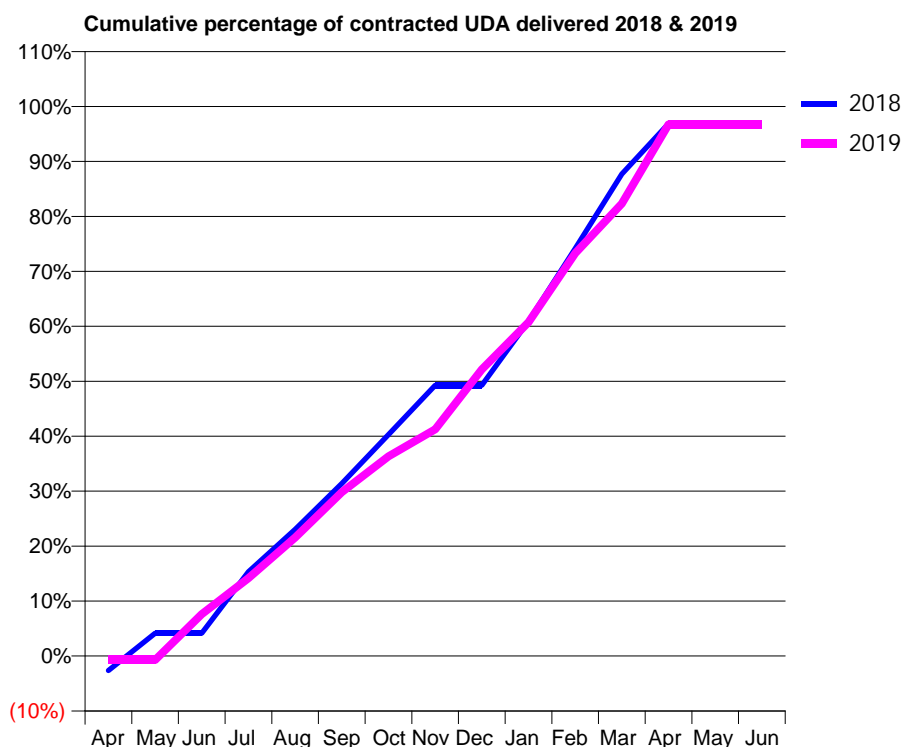
18/19 Contracted general activity (UDA)	6,500
Carry forward general activity (UDA)	203
18/19 Contracted orthodontic activity (UOA)	0
Carry forward orthodontic activity (UOA)	0
Baseline contract value	£184,851.85

ACCESS*

Patients seen in 24 months	Total	Change since previous quarter
Quarter ending March 2018	2,012	
Quarter ending June 2018	1,952	↓
Quarter ending September 2018	1,961	→
Quarter ending December 2018	1,991	→
Quarter ending March 2019	1,967	↓
Variance since March 2018	(2.2%)	↓



ACTIVITY



Month	Adjusted Scheduled Activity (UDA)	
	2018	2019
April	-173	-47
May	271	-47
June	271	496
July	996	920
August	1,497	1,401
September	2,041	1,937
October	2,619	2,362
November	3,201	2,680
December	3,201	3,389
January	3,961	3,947
February	4,820	4,765
March	5,700	5,349
April	6,297	6,287
May	6,297	6,287
June	6,297	6,287

QUALITY

	Quantity	Base Number	Contract	AT	Region	England
% of FP17s for the same patient ID Re-attending within 3 months - Children	31	457	6.8%	11.1%	11.5%	11.8%
% of FP17s for the same patient ID Re-attending within 3 months - Adults	148	1,634	9.1%	14.7%	15.2%	15.7%
% of FP17s for the same patient ID Re-attending between 3 & 9 months - Children	159	457	34.8%	58.0%	60.2%	58.9%
% of FP17s for the same patient ID Re-attending between 3 & 9 months - Adults	798	1,634	48.8%	48.6%	51.8%	50.8%
% of FP17s for Band 1 Urgent Courses	64	2,223	2.9%	8.7%	8.1%	9.1%
% of FP17s Relating to Free Repair or Replacements	0	2,223	0.0%	0.7%	0.8%	0.8%
% of FP17s Relating to Continuations	41	2,223	1.8%	0.8%	0.9%	0.9%
% of Patients satisfied with the dentistry they have received	3	4	N/A	94.2%	92.7%	92.5%
% of Patients satisfied with the time they had to wait for an appointment	3	4	N/A	85.1%	87.4%	87.0%

* This is based on patients treated on this contract for their most recent course of treatment. Figures in italics indicate the base number of FP17s or Patient Questionnaire responses are less than 100. N/A is shown where the base number of responses is less than 10 during the period. % is calculated as Quantity/Base number*100

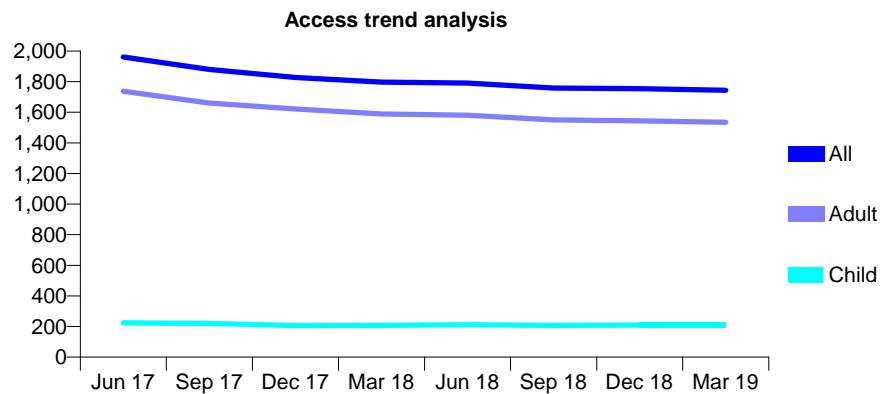
Q58 - Vital Signs At a Glance Contract Report for 343633/0003 - Year end March 2019

Name or company name	MISS S AMPAH
Contract type name	GDS Contract
Purpose of contract	General
Contract start date	21/02/2014
Contract end date	

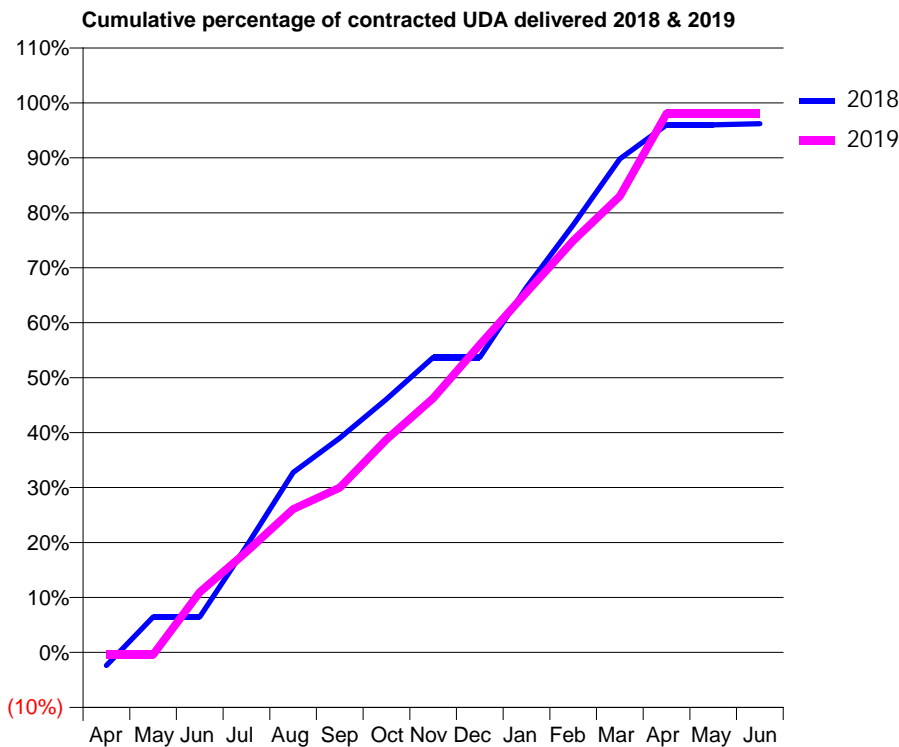
18/19 Contracted general activity (UDA)	6,505
Carry forward general activity (UDA)	246
18/19 Contracted orthodontic activity (UOA)	0
Carry forward orthodontic activity (UOA)	0
Baseline contract value	£161,294.86

ACCESS*

Patients seen in 24 months	Total	Change since previous quarter
Quarter ending March 2018	1,797	
Quarter ending June 2018	1,791	→
Quarter ending September 2018	1,758	↓
Quarter ending December 2018	1,754	→
Quarter ending March 2019	1,744	→
Variance since March 2018	(2.9%)	↓



ACTIVITY



Month	2018	2019
April	-155	-27
May	421	-27
June	421	714
July	1,258	1,192
August	2,131	1,696
September	2,537	1,950
October	2,999	2,519
November	3,492	3,009
December	3,492	3,643
January	4,323	4,261
February	5,060	4,875
March	5,841	5,399
April	6,246	6,379
May	6,246	6,379
June	6,258	6,379

QUALITY

	Quantity	Base Number	Contract	AT	Region	England
% of FP17s for the same patient ID Re-attending within 3 months - Children	16	216	7.4%	11.1%	11.5%	11.8%
% of FP17s for the same patient ID Re-attending within 3 months - Adults	372	2,054	18.1%	14.7%	15.2%	15.7%
% of FP17s for the same patient ID Re-attending between 3 & 9 months - Children	29	216	13.4%	58.0%	60.2%	58.9%
% of FP17s for the same patient ID Re-attending between 3 & 9 months - Adults	834	2,054	40.6%	48.6%	51.8%	50.8%
% of FP17s for Band 1 Urgent Courses	184	2,403	7.7%	8.7%	8.1%	9.1%
% of FP17s Relating to Free Repair or Replacements	1	2,403	0.0%	0.7%	0.8%	0.8%
% of FP17s Relating to Continuations	101	2,403	4.2%	0.8%	0.9%	0.9%
% of Patients satisfied with the dentistry they have received	3	3	N/A	94.2%	92.7%	92.5%
% of Patients satisfied with the time they had to wait for an appointment	3	3	N/A	85.1%	87.4%	87.0%

* This is based on patients treated on this contract for their most recent course of treatment. Figures in italics indicate the base number of FP17s or Patient Questionnaire responses are less than 100. N/A is shown where the base number of responses is less than 10 during the period. % is calculated as Quantity/Base number*100

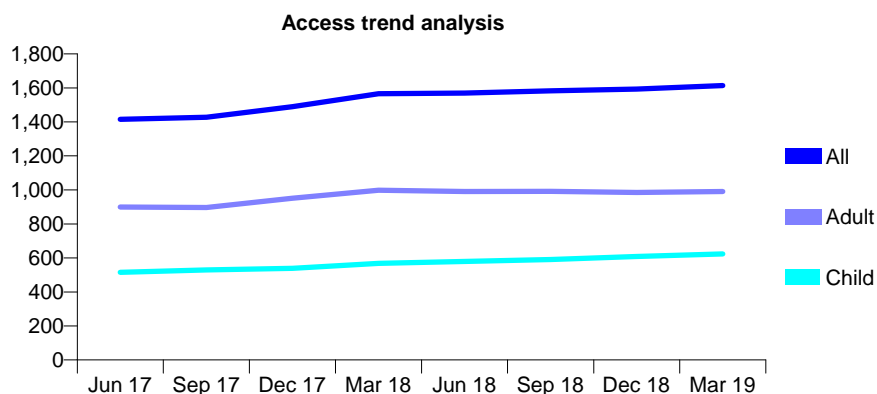
Q58 - Vital Signs At a Glance Contract Report for 344508/0001 - Year end March 2019

Name or company name	MR SM AARON
Contract type name	GDS Contract
Purpose of contract	General
Contract start date	31/07/2006
Contract end date	

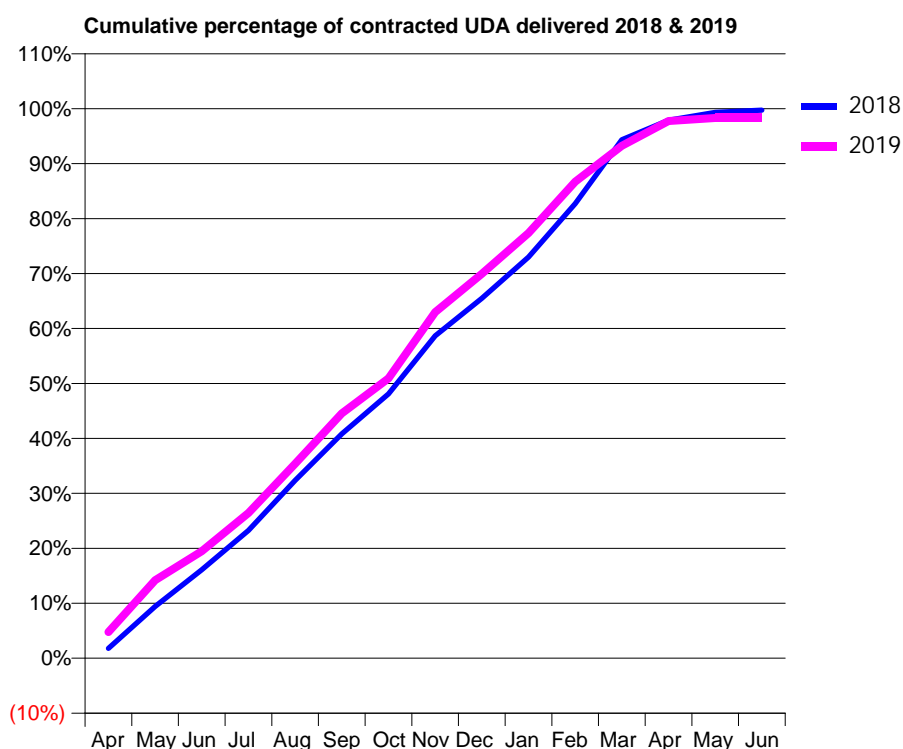
18/19 Contracted general activity (UDA)	3,901
Carry forward general activity (UDA)	11
18/19 Contracted orthodontic activity (UOA)	0
Carry forward orthodontic activity (UOA)	0
Baseline contract value	£104,710.17

ACCESS*

Patients seen in 24 months	Total	Change since previous quarter
Quarter ending March 2018	1,566	
Quarter ending June 2018	1,569	→
Quarter ending September 2018	1,582	→
Quarter ending December 2018	1,593	→
Quarter ending March 2019	1,614	→
Variance since March 2018	3.1%	↑



ACTIVITY



Adjusted Scheduled Activity (UDA)		
Month	2018	2019
April	69	186
May	368	554
June	628	760
July	908	1,031
August	1,263	1,380
September	1,592	1,738
October	1,876	1,986
November	2,289	2,457
December	2,554	2,728
January	2,848	3,017
February	3,227	3,383
March	3,680	3,638
April	3,818	3,813
May	3,874	3,834
June	3,890	3,834

QUALITY

	Quantity	Base Number	Contract	AT	Region	England
% of FP17s for the same patient ID Re-attending within 3 months - Children	66	976	6.8%	11.1%	11.5%	11.8%
% of FP17s for the same patient ID Re-attending within 3 months - Adults	167	1,291	12.9%	14.7%	15.2%	15.7%
% of FP17s for the same patient ID Re-attending between 3 & 9 months - Children	605	976	62.0%	58.0%	60.2%	58.9%
% of FP17s for the same patient ID Re-attending between 3 & 9 months - Adults	710	1,291	55.0%	48.6%	51.8%	50.8%
% of FP17s for Band 1 Urgent Courses	173	2,267	7.6%	8.7%	8.1%	9.1%
% of FP17s Relating to Free Repair or Replacements	5	2,267	0.2%	0.7%	0.8%	0.8%
% of FP17s Relating to Continuations	1	2,267	0.0%	0.8%	0.9%	0.9%
% of Patients satisfied with the dentistry they have received	0	0	N/A	94.2%	92.7%	92.5%
% of Patients satisfied with the time they had to wait for an appointment	0	0	N/A	85.1%	87.4%	87.0%

* This is based on patients treated on this contract for their most recent course of treatment.

Figures in italics indicate the base number of FP17s or Patient Questionnaire responses are less than 100. N/A is shown where the base number of responses is less than 10 during the period. % is calculated as Quantity/Base number*100

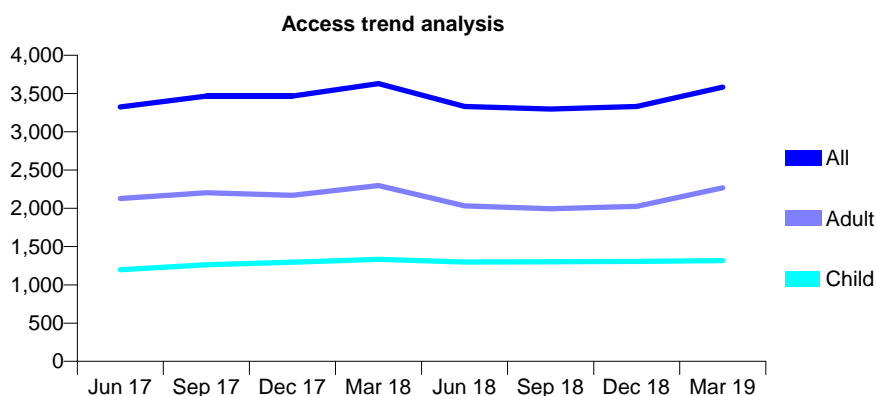
Q58 - Vital Signs At a Glance Contract Report for 345253/0001 - Year end March 2019

Name or company name	MR O OLUSANYA
Contract type name	GDS Contract
Purpose of contract	General
Contract start date	01/04/2006
Contract end date	

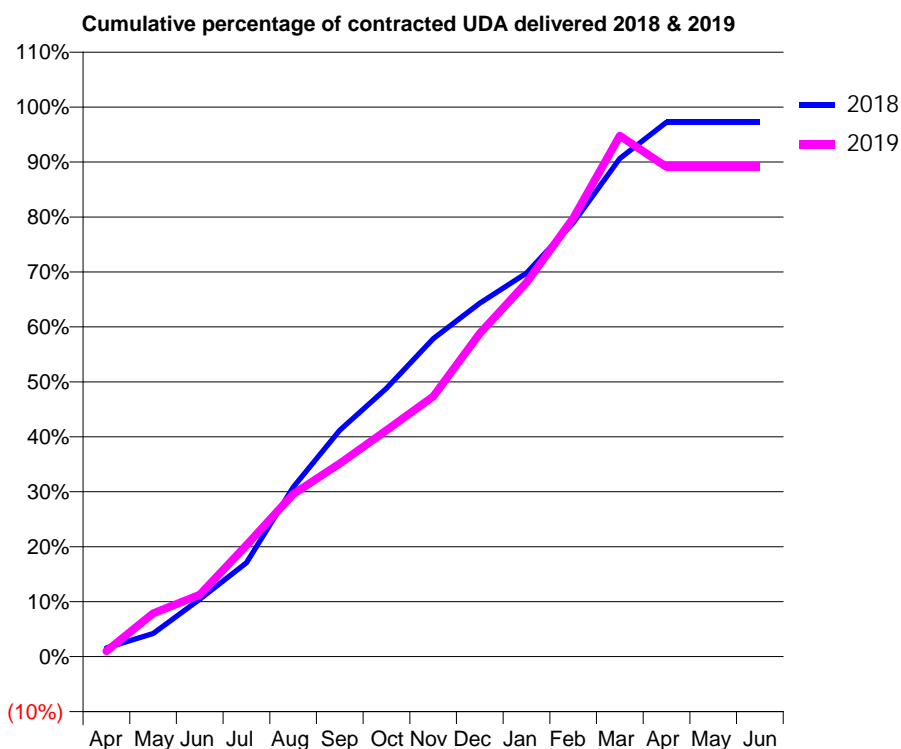
18/19 Contracted general activity (UDA)	9,083
Carry forward general activity (UDA)	251
18/19 Contracted orthodontic activity (UOA)	0
Carry forward orthodontic activity (UOA)	0
Baseline contract value	£274,239.83

ACCESS*

Patients seen in 24 months	Total	Change since previous quarter
Quarter ending March 2018	3,630	
Quarter ending June 2018	3,329	↓
Quarter ending September 2018	3,297	→
Quarter ending December 2018	3,332	→
Quarter ending March 2019	3,584	↑
Variance since March 2018	(1.3%)	↓



ACTIVITY



Month	Adjusted Scheduled Activity (UDA)	
	2018	2019
April	145	92
May	383	716
June	948	1,023
July	1,554	1,845
August	2,801	2,685
September	3,741	3,190
October	4,433	3,741
November	5,254	4,298
December	5,842	5,342
January	6,340	6,184
February	7,169	7,247
March	8,234	8,608
April	8,832	8,093
May	8,832	8,093
June	8,832	8,093

QUALITY

	Quantity	Base Number	Contract	AT	Region	England
% of FP17s for the same patient ID Re-attending within 3 months - Children	100	1,347	7.4%	11.1%	11.5%	11.8%
% of FP17s for the same patient ID Re-attending within 3 months - Adults	255	2,222	11.5%	14.7%	15.2%	15.7%
% of FP17s for the same patient ID Re-attending between 3 & 9 months - Children	530	1,347	39.3%	58.0%	60.2%	58.9%
% of FP17s for the same patient ID Re-attending between 3 & 9 months - Adults	533	2,222	24.0%	48.6%	51.8%	50.8%
% of FP17s for Band 1 Urgent Courses	299	3,230	9.3%	8.7%	8.1%	9.1%
% of FP17s Relating to Free Repair or Replacements	30	3,230	0.9%	0.7%	0.8%	0.8%
% of FP17s Relating to Continuations	71	3,230	2.2%	0.8%	0.9%	0.9%
% of Patients satisfied with the dentistry they have received	1	1	N/A	94.2%	92.7%	92.5%
% of Patients satisfied with the time they had to wait for an appointment	1	1	N/A	85.1%	87.4%	87.0%

* This is based on patients treated on this contract for their most recent course of treatment. Figures in italics indicate the base number of FP17s or Patient Questionnaire responses are less than 100. N/A is shown where the base number of responses is less than 10 during the period. % is calculated as Quantity/Base number*100

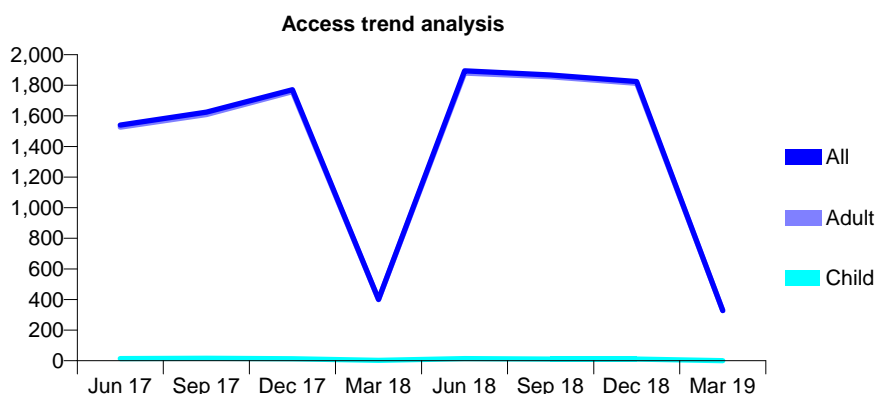
Q58 - Vital Signs At a Glance Contract Report for 345253/0002 - Year end March 2019

Name or company name	MR O OLUSANYA
Contract type name	PDS Contract
Purpose of contract	General
Contract start date	01/04/2010
Contract end date	31/03/2020

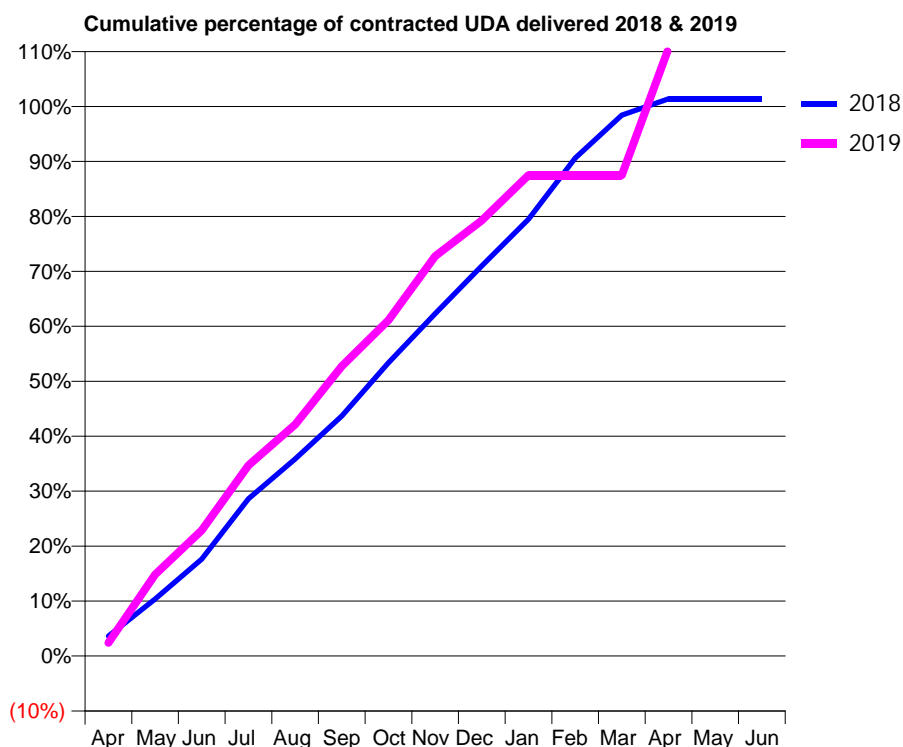
18/19 Contracted general activity (UDA)	4,225
Carry forward general activity (UDA)	0
18/19 Contracted orthodontic activity (UOA)	0
Carry forward orthodontic activity (UOA)	0
Baseline contract value	£281,667.71

ACCESS*

Patients seen in 24 months	Total	Change since previous quarter
Quarter ending March 2018	401	
Quarter ending June 2018	1,894	↑
Quarter ending September 2018	1,867	↓
Quarter ending December 2018	1,824	↓
Quarter ending March 2019	328	↓
Variance since March 2018	(18.2%)	↓



ACTIVITY



Month	Adjusted Scheduled Activity (UDA)	
	2018	2019
April	178	102
May	510	627
June	865	966
July	1,404	1,467
August	1,758	1,779
September	2,142	2,227
October	2,618	2,582
November	3,055	3,074
December	3,482	3,349
January	3,898	3,697
February	4,443	3,697
March	4,826	3,697
April	4,971	4,670
May	4,971	4,670
June	4,971	4,670

QUALITY

	Quantity	Base Number	Contract	AT	Region	England
% of FP17s for the same patient ID Re-attending within 3 months - Children	0	11	0.0%	11.1%	11.5%	11.8%
% of FP17s for the same patient ID Re-attending within 3 months - Adults	11	1,321	0.8%	14.7%	15.2%	15.7%
% of FP17s for the same patient ID Re-attending between 3 & 9 months - Children	0	11	0.0%	58.0%	60.2%	58.9%
% of FP17s for the same patient ID Re-attending between 3 & 9 months - Adults	3	1,321	0.2%	48.6%	51.8%	50.8%
% of FP17s for Band 1 Urgent Courses	0	1,620	0.0%	8.7%	8.1%	9.1%
% of FP17s Relating to Free Repair or Replacements	0	1,620	0.0%	0.7%	0.8%	0.8%
% of FP17s Relating to Continuations	0	1,620	0.0%	0.8%	0.9%	0.9%
% of Patients satisfied with the dentistry they have received	1	1	N/A	94.2%	92.7%	92.5%
% of Patients satisfied with the time they had to wait for an appointment	1	1	N/A	85.1%	87.4%	87.0%

* This is based on patients treated on this contract for their most recent course of treatment. Figures in italics indicate the base number of FP17s or Patient Questionnaire responses are less than 100. N/A is shown where the base number of responses is less than 10 during the period. % is calculated as Quantity/Base number*100

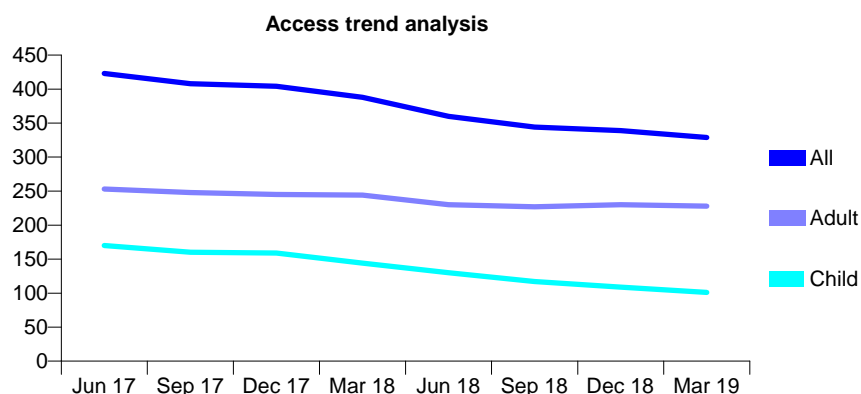
Q58 - Vital Signs At a Glance Contract Report for 352675/0001 - Year end March 2019

Name or company name	MR AJ AMERY
Contract type name	GDS Contract
Purpose of contract	General
Contract start date	01/04/2006
Contract end date	

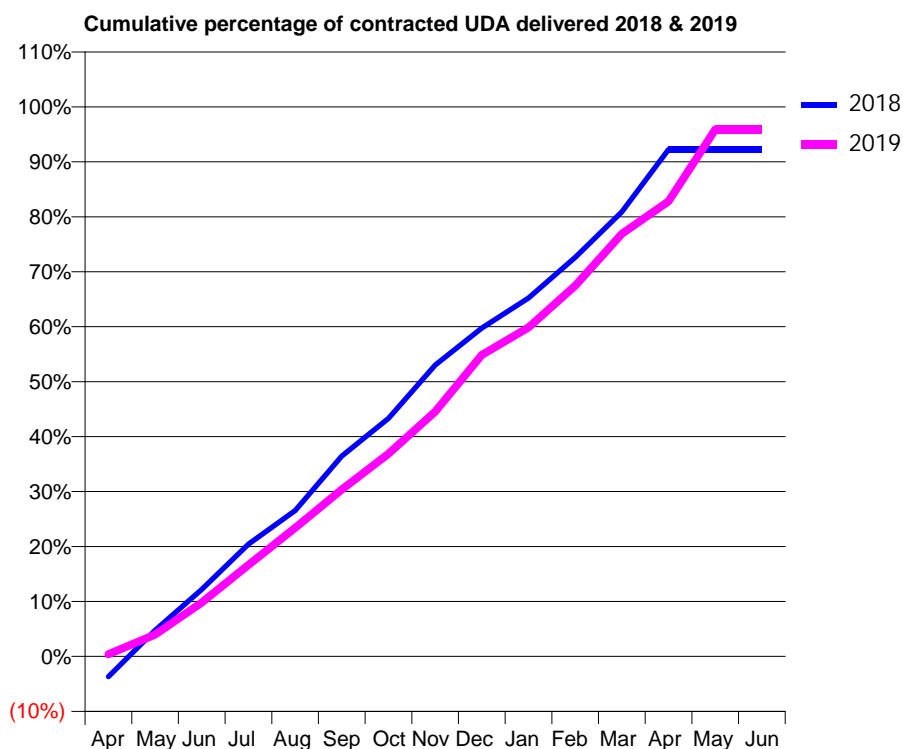
18/19 Contracted general activity (UDA)	1,000
Carry forward general activity (UDA)	0
18/19 Contracted orthodontic activity (UOA)	0
Carry forward orthodontic activity (UOA)	0
Baseline contract value	£24,940.12

ACCESS*

Patients seen in 24 months	Total	Change since previous quarter
Quarter ending March 2018	388	
Quarter ending June 2018	360	↓
Quarter ending September 2018	344	↓
Quarter ending December 2018	339	↓
Quarter ending March 2019	329	↓
Variance since March 2018	(15.2%)	↓



ACTIVITY



Month	Adjusted Scheduled Activity (UDA)	
	2018	2019
April	-37	4
May	48	40
June	122	98
July	204	167
August	266	234
September	364	304
October	433	369
November	530	445
December	597	549
January	652	599
February	726	675
March	809	769
April	923	828
May	923	959
June	923	959

QUALITY

	Quantity	Base Number	Contract	AT	Region	England
% of FP17s for the same patient ID Re-attending within 3 months - Children	6	103	5.8%	11.1%	11.5%	11.8%
% of FP17s for the same patient ID Re-attending within 3 months - Adults	33	212	15.6%	14.7%	15.2%	15.7%
% of FP17s for the same patient ID Re-attending between 3 & 9 months - Children	20	103	19.4%	58.0%	60.2%	58.9%
% of FP17s for the same patient ID Re-attending between 3 & 9 months - Adults	41	212	19.3%	48.6%	51.8%	50.8%
% of FP17s for Band 1 Urgent Courses	15	309	4.9%	8.7%	8.1%	9.1%
% of FP17s Relating to Free Repair or Replacements	0	309	0.0%	0.7%	0.8%	0.8%
% of FP17s Relating to Continuations	0	309	0.0%	0.8%	0.9%	0.9%
% of Patients satisfied with the dentistry they have received	0	0	N/A	94.2%	92.7%	92.5%
% of Patients satisfied with the time they had to wait for an appointment	0	0	N/A	85.1%	87.4%	87.0%

* This is based on patients treated on this contract for their most recent course of treatment. Figures in italics indicate the base number of FP17s or Patient Questionnaire responses are less than 100. N/A is shown where the base number of responses is less than 10 during the period. % is calculated as Quantity/Base number*100

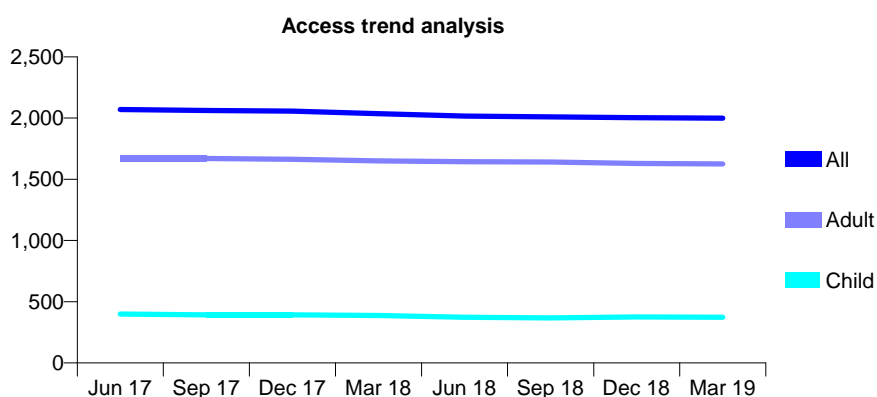
Q58 - Vital Signs At a Glance Contract Report for 357758/0001 - Year end March 2019

Name or company name	MR OO OSISANYA
Contract type name	GDS Contract
Purpose of contract	General
Contract start date	08/01/2012
Contract end date	

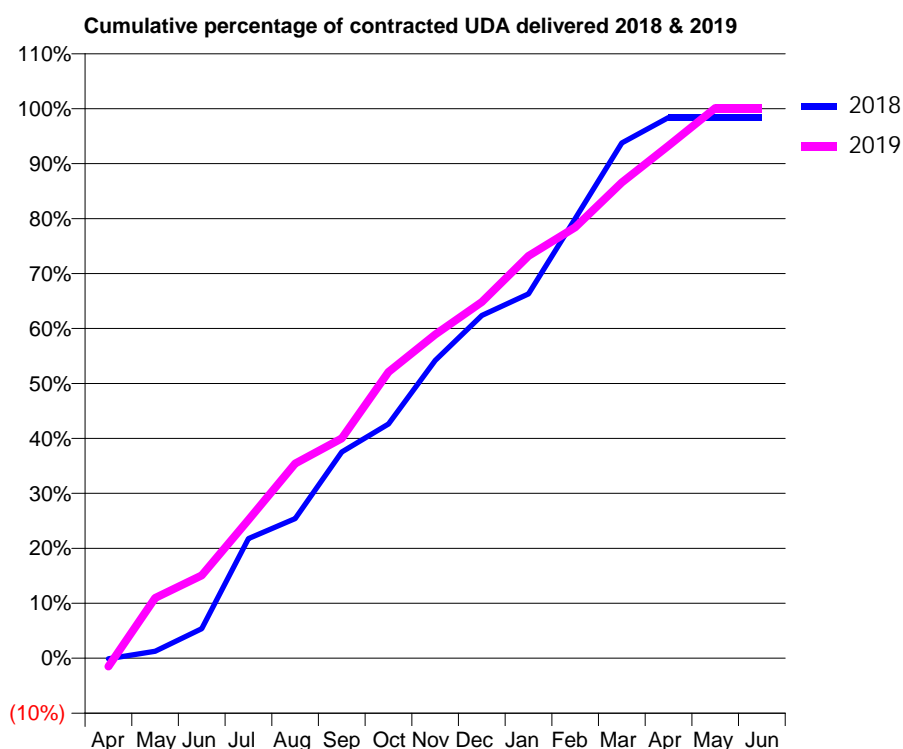
18/19 Contracted general activity (UDA)	5,317
Carry forward general activity (UDA)	85
18/19 Contracted orthodontic activity (UOA)	0
Carry forward orthodontic activity (UOA)	0
Baseline contract value	£168,680.37

ACCESS*

Patients seen in 24 months	Total	Change since previous quarter
Quarter ending March 2018	2,037	
Quarter ending June 2018	2,016	↓
Quarter ending September 2018	2,009	→
Quarter ending December 2018	2,004	→
Quarter ending March 2019	1,999	→
Variance since March 2018	(1.9%)	↓



ACTIVITY



Month	Adjusted Scheduled Activity (UDA)	
	2018	2019
April	-7	-81
May	68	584
June	286	802
July	1,157	1,338
August	1,351	1,885
September	1,996	2,127
October	2,266	2,769
November	2,881	3,133
December	3,317	3,446
January	3,524	3,892
February	4,254	4,169
March	4,985	4,603
April	5,232	4,959
May	5,232	5,323
June	5,232	5,323

QUALITY

	Quantity	Base Number	Contract	AT	Region	England
% of FP17s for the same patient ID Re-attending within 3 months - Children	54	522	10.3%	11.1%	11.5%	11.8%
% of FP17s for the same patient ID Re-attending within 3 months - Adults	259	2,001	12.9%	14.7%	15.2%	15.7%
% of FP17s for the same patient ID Re-attending between 3 & 9 months - Children	296	522	56.7%	58.0%	60.2%	58.9%
% of FP17s for the same patient ID Re-attending between 3 & 9 months - Adults	878	2,001	43.9%	48.6%	51.8%	50.8%
% of FP17s for Band 1 Urgent Courses	336	2,814	11.9%	8.7%	8.1%	9.1%
% of FP17s Relating to Free Repair or Replacements	20	2,814	0.7%	0.7%	0.8%	0.8%
% of FP17s Relating to Continuations	11	2,814	0.4%	0.8%	0.9%	0.9%
% of Patients satisfied with the dentistry they have received	0	0	N/A	94.2%	92.7%	92.5%
% of Patients satisfied with the time they had to wait for an appointment	0	0	N/A	85.1%	87.4%	87.0%

* This is based on patients treated on this contract for their most recent course of treatment.

Figures in italics indicate the base number of FP17s or Patient Questionnaire responses are less than 100. N/A is shown where the base number of responses is less than 10 during the period. % is calculated as Quantity/Base number*100

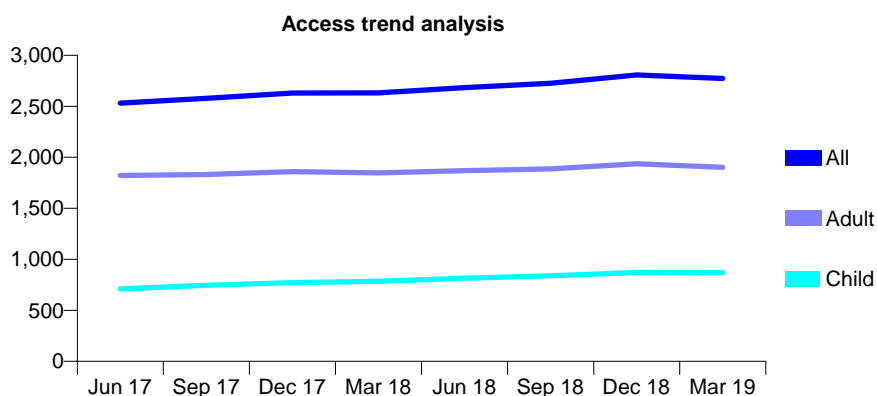
Q58 - Vital Signs At a Glance Contract Report for 357820/0001 - Year end March 2019

Name or company name	Tigga Smile - Bedford Dental Centre
Contract type name	GDS Contract
Purpose of contract	General
Contract start date	01/03/2015
Contract end date	

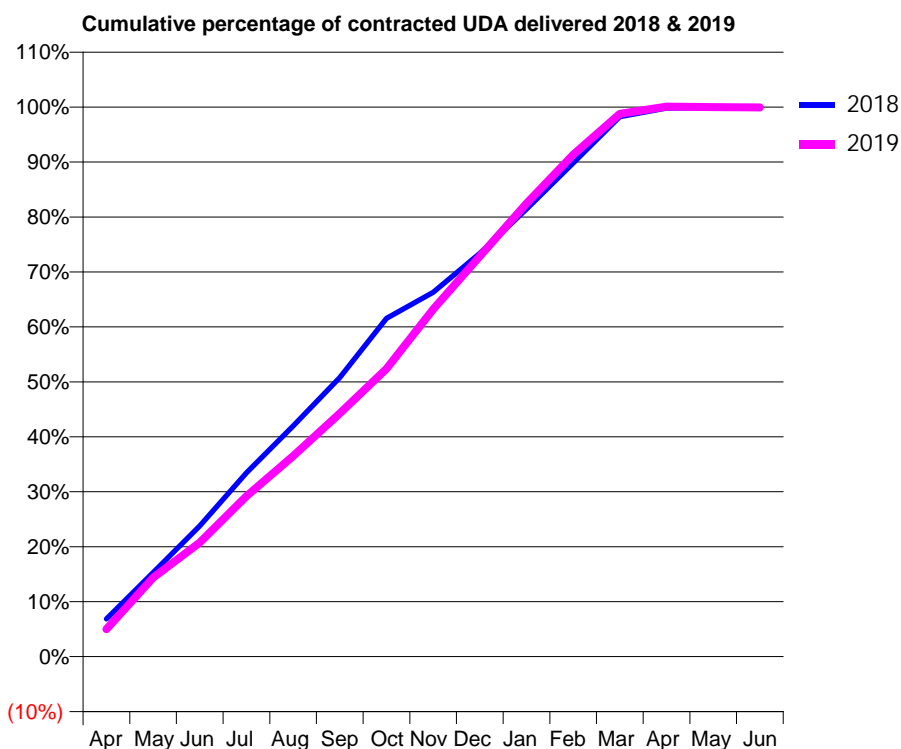
18/19 Contracted general activity (UDA)	7,000
Carry forward general activity (UDA)	7
18/19 Contracted orthodontic activity (UOA)	0
Carry forward orthodontic activity (UOA)	0
Baseline contract value	£200,586.51

ACCESS*

Patients seen in 24 months	Total	Change since previous quarter
Quarter ending March 2018	2,632	
Quarter ending June 2018	2,683	→
Quarter ending September 2018	2,725	→
Quarter ending December 2018	2,807	↑
Quarter ending March 2019	2,773	↓
Variance since March 2018	5.4%	↑



ACTIVITY



Month	Adjusted Scheduled Activity (UDA)	
	2018	2019
April	480	350
May	1,071	1,006
June	1,665	1,452
July	2,341	2,045
August	2,938	2,556
September	3,555	3,098
October	4,308	3,666
November	4,639	4,424
December	5,137	5,098
January	5,699	5,774
February	6,288	6,394
March	6,877	6,914
April	6,987	7,006
May	6,992	6,999
June	6,992	6,995

QUALITY

	Quantity	Base Number	Contract	AT	Region	England
% of FP17s for the same patient ID Re-attending within 3 months - Children	108	1,127	9.6%	11.1%	11.5%	11.8%
% of FP17s for the same patient ID Re-attending within 3 months - Adults	436	2,274	19.2%	14.7%	15.2%	15.7%
% of FP17s for the same patient ID Re-attending between 3 & 9 months - Children	550	1,127	48.8%	58.0%	60.2%	58.9%
% of FP17s for the same patient ID Re-attending between 3 & 9 months - Adults	910	2,274	40.0%	48.6%	51.8%	50.8%
% of FP17s for Band 1 Urgent Courses	518	3,368	15.4%	8.7%	8.1%	9.1%
% of FP17s Relating to Free Repair or Replacements	0	3,368	0.0%	0.7%	0.8%	0.8%
% of FP17s Relating to Continuations	14	3,368	0.4%	0.8%	0.9%	0.9%
% of Patients satisfied with the dentistry they have received	2	2	N/A	94.2%	92.7%	92.5%
% of Patients satisfied with the time they had to wait for an appointment	2	2	N/A	85.1%	87.4%	87.0%

* This is based on patients treated on this contract for their most recent course of treatment. Figures in italics indicate the base number of FP17s or Patient Questionnaire responses are less than 100. N/A is shown where the base number of responses is less than 10 during the period. % is calculated as Quantity/Base number*100

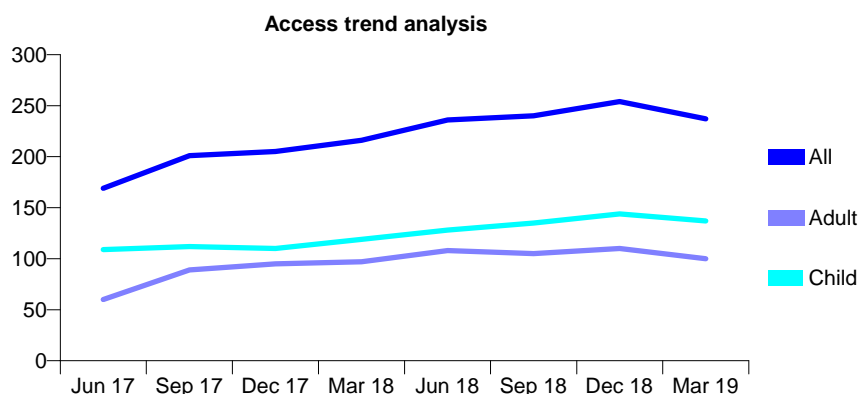
Q58 - Vital Signs At a Glance Contract Report for 360597/0001 - Year end March 2019

Name or company name	MRS N VASFI
Contract type name	GDS Contract
Purpose of contract	General
Contract start date	01/03/2009
Contract end date	

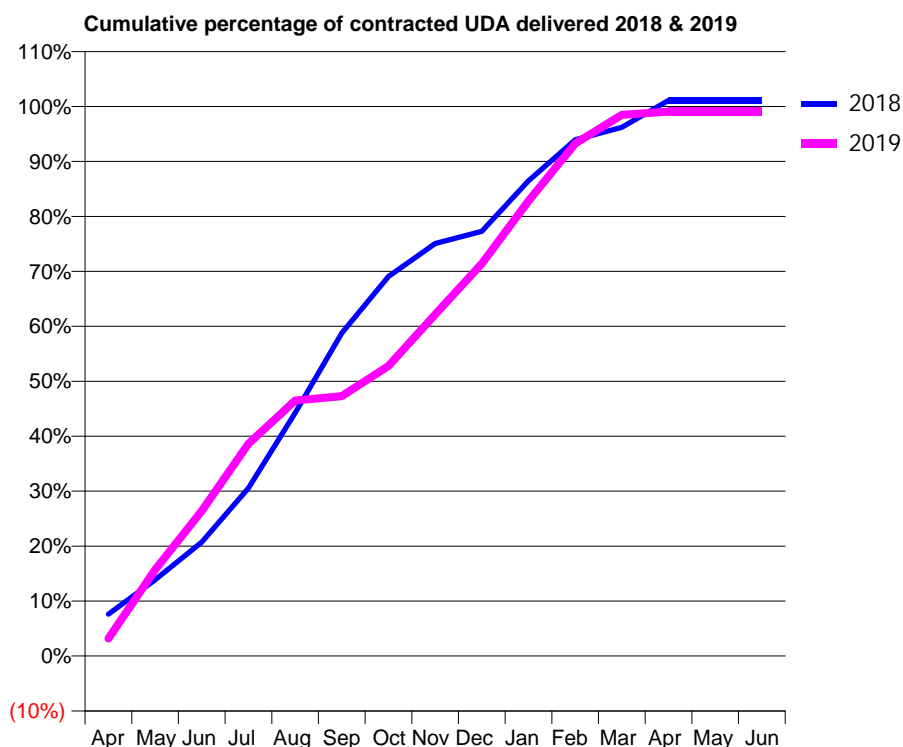
18/19 Contracted general activity (UDA)	500
Carry forward general activity (UDA)	-5
18/19 Contracted orthodontic activity (UOA)	0
Carry forward orthodontic activity (UOA)	0
Baseline contract value	£11,928.30

ACCESS*

Patients seen in 24 months	Total	Change since previous quarter
Quarter ending March 2018	216	
Quarter ending June 2018	236	↑
Quarter ending September 2018	240	→
Quarter ending December 2018	254	↑
Quarter ending March 2019	237	↓
Variance since March 2018	9.7%	↑



ACTIVITY



Month	Adjusted Scheduled Activity (UDA)	
	2018	2019
April	38	16
May	69	79
June	104	132
July	153	193
August	221	232
September	294	236
October	345	264
November	375	311
December	386	357
January	432	414
February	470	466
March	481	492
April	506	495
May	506	495
June	506	495

QUALITY

	Quantity	Base Number	Contract	AT	Region	England
% of FP17s for the same patient ID Re-attending within 3 months - Children	21	208	10.1%	11.1%	11.5%	11.8%
% of FP17s for the same patient ID Re-attending within 3 months - Adults	15	98	15.3%	14.7%	15.2%	15.7%
% of FP17s for the same patient ID Re-attending between 3 & 9 months - Children	112	208	53.8%	58.0%	60.2%	58.9%
% of FP17s for the same patient ID Re-attending between 3 & 9 months - Adults	49	98	50.0%	48.6%	51.8%	50.8%
% of FP17s for Band 1 Urgent Courses	22	296	7.4%	8.7%	8.1%	9.1%
% of FP17s Relating to Free Repair or Replacements	0	296	0.0%	0.7%	0.8%	0.8%
% of FP17s Relating to Continuations	0	296	0.0%	0.8%	0.9%	0.9%
% of Patients satisfied with the dentistry they have received	0	0	N/A	94.2%	92.7%	92.5%
% of Patients satisfied with the time they had to wait for an appointment	0	0	N/A	85.1%	87.4%	87.0%

* This is based on patients treated on this contract for their most recent course of treatment. Figures in italics indicate the base number of FP17s or Patient Questionnaire responses are less than 100. N/A is shown where the base number of responses is less than 10 during the period. % is calculated as Quantity/Base number*100

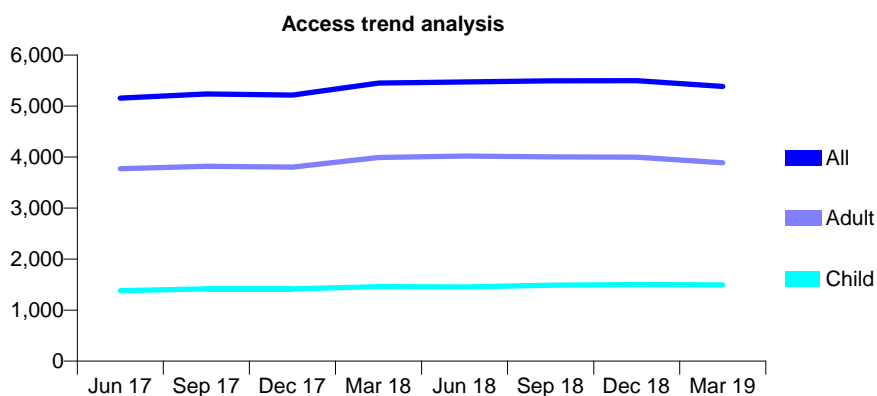
Q58 - Vital Signs At a Glance Contract Report for 360961/0001 - Year end March 2019

Name or company name	MR V SHAH
Contract type name	GDS Contract
Purpose of contract	General
Contract start date	01/01/2010
Contract end date	

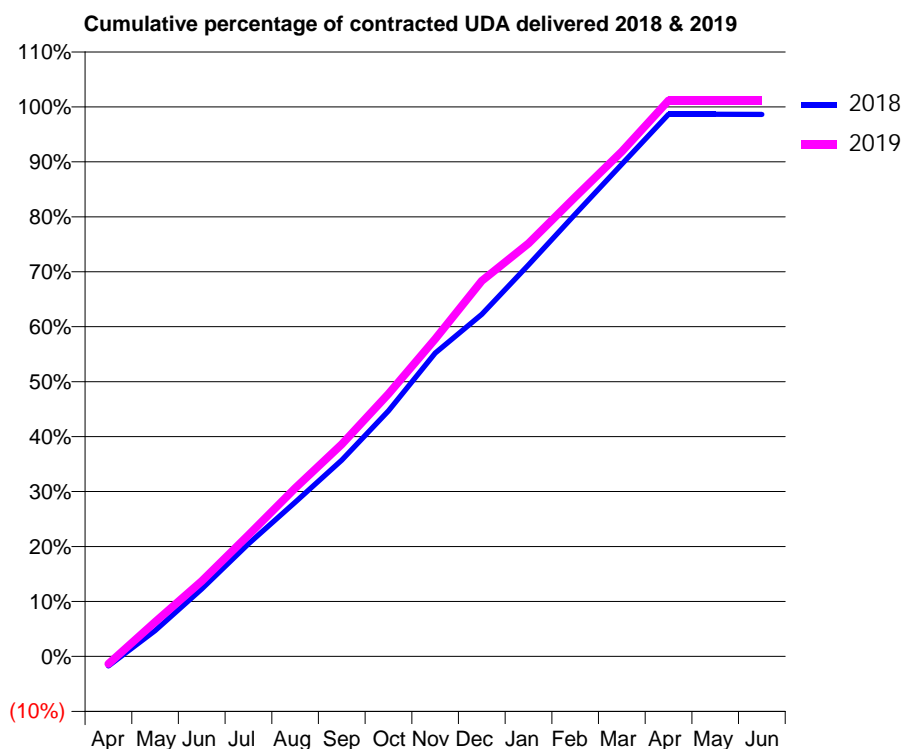
18/19 Contracted general activity (UDA)	12,725
Carry forward general activity (UDA)	173
18/19 Contracted orthodontic activity (UOA)	0
Carry forward orthodontic activity (UOA)	0
Baseline contract value	£470,494.77

ACCESS*

Patients seen in 24 months	Total	Change since previous quarter
Quarter ending March 2018	5,451	
Quarter ending June 2018	5,474	→
Quarter ending September 2018	5,493	→
Quarter ending December 2018	5,500	→
Quarter ending March 2019	5,385	↓
Variance since March 2018	(1.2%)	↓



ACTIVITY



Month	Adjusted Scheduled Activity (UDA)	
	2018	2019
April	-223	-173
May	598	799
June	1,560	1,742
July	2,607	2,812
August	3,571	3,898
September	4,544	4,912
October	5,685	6,078
November	7,025	7,351
December	7,923	8,693
January	9,064	9,561
February	10,242	10,636
March	11,396	11,690
April	12,553	12,873
May	12,553	12,873
June	12,552	12,873

QUALITY

	Quantity	Base Number	Contract	AT	Region	England
% of FP17s for the same patient ID Re-attending within 3 months - Children	171	2,299	7.4%	11.1%	11.5%	11.8%
% of FP17s for the same patient ID Re-attending within 3 months - Adults	937	5,845	16.0%	14.7%	15.2%	15.7%
% of FP17s for the same patient ID Re-attending between 3 & 9 months - Children	1,433	2,299	62.3%	58.0%	60.2%	58.9%
% of FP17s for the same patient ID Re-attending between 3 & 9 months - Adults	3,377	5,845	57.8%	48.6%	51.8%	50.8%
% of FP17s for Band 1 Urgent Courses	513	7,396	6.9%	8.7%	8.1%	9.1%
% of FP17s Relating to Free Repair or Replacements	69	7,396	0.9%	0.7%	0.8%	0.8%
% of FP17s Relating to Continuations	136	7,396	1.8%	0.8%	0.9%	0.9%
% of Patients satisfied with the dentistry they have received	2	2	N/A	94.2%	92.7%	92.5%
% of Patients satisfied with the time they had to wait for an appointment	1	2	N/A	85.1%	87.4%	87.0%

* This is based on patients treated on this contract for their most recent course of treatment. Figures in italics indicate the base number of FP17s or Patient Questionnaire responses are less than 100. N/A is shown where the base number of responses is less than 10 during the period. % is calculated as Quantity/Base number*100

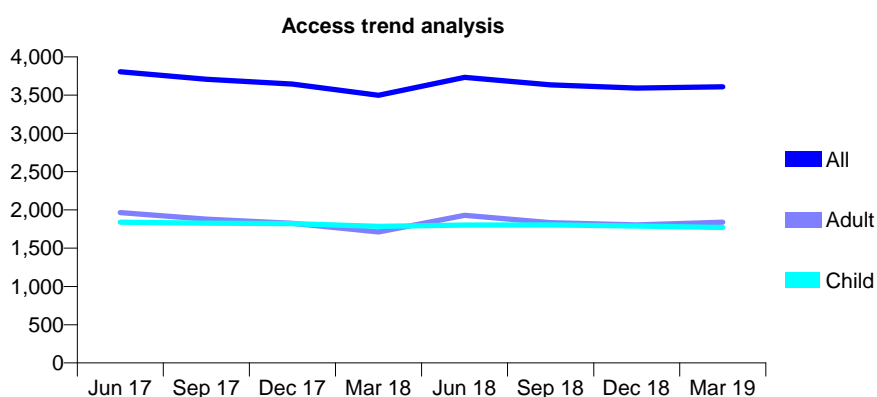
Q58 - Vital Signs At a Glance Contract Report for 363456/0001 - Year end March 2019

Name or company name	Ballard & Tucker
Contract type name	GDS Contract
Purpose of contract	General
Contract start date	01/04/2006
Contract end date	

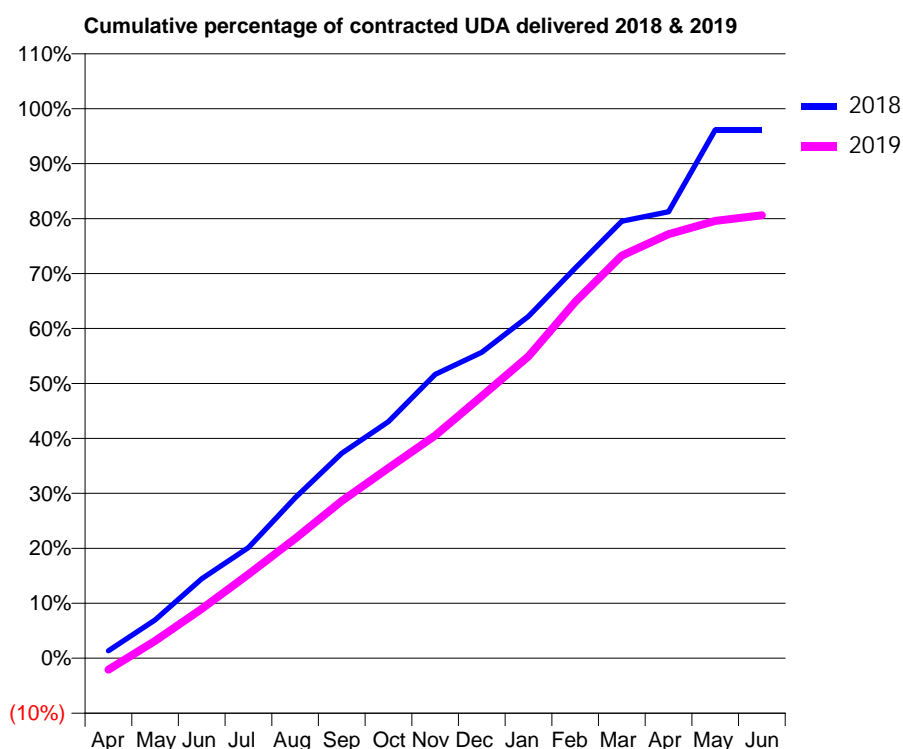
18/19 Contracted general activity (UDA)	8,899
Carry forward general activity (UDA)	342
18/19 Contracted orthodontic activity (UOA)	0
Carry forward orthodontic activity (UOA)	0
Baseline contract value	£207,245.53

ACCESS*

Patients seen in 24 months	Total	Change since previous quarter
Quarter ending March 2018	3,498	
Quarter ending June 2018	3,732	↑
Quarter ending September 2018	3,635	↓
Quarter ending December 2018	3,593	↓
Quarter ending March 2019	3,609	→
Variance since March 2018	3.2%	↑



ACTIVITY



Month	Adjusted Scheduled Activity (UDA)	
	2018	2019
April	121	-186
May	622	281
June	1,286	801
July	1,794	1,360
August	2,599	1,938
September	3,319	2,548
October	3,832	3,080
November	4,597	3,604
December	4,953	4,244
January	5,539	4,887
February	6,318	5,772
March	7,076	6,519
April	7,228	6,866
May	8,556	7,081
June	8,556	7,172

QUALITY

	Quantity	Base Number	Contract	AT	Region	England
% of FP17s for the same patient ID Re-attending within 3 months - Children	208	2,798	7.4%	11.1%	11.5%	11.8%
% of FP17s for the same patient ID Re-attending within 3 months - Adults	194	2,084	9.3%	14.7%	15.2%	15.7%
% of FP17s for the same patient ID Re-attending between 3 & 9 months - Children	1,760	2,798	62.9%	58.0%	60.2%	58.9%
% of FP17s for the same patient ID Re-attending between 3 & 9 months - Adults	851	2,084	40.8%	48.6%	51.8%	50.8%
% of FP17s for Band 1 Urgent Courses	237	4,633	5.1%	8.7%	8.1%	9.1%
% of FP17s Relating to Free Repair or Replacements	2	4,633	0.0%	0.7%	0.8%	0.8%
% of FP17s Relating to Continuations	5	4,633	0.1%	0.8%	0.9%	0.9%
% of Patients satisfied with the dentistry they have received	1	1	N/A	94.2%	92.7%	92.5%
% of Patients satisfied with the time they had to wait for an appointment	1	1	N/A	85.1%	87.4%	87.0%

* This is based on patients treated on this contract for their most recent course of treatment.

Figures in italics indicate the base number of FP17s or Patient Questionnaire responses are less than 100. N/A is shown where the base number of responses is less than 10 during the period. % is calculated as Quantity/Base number*100

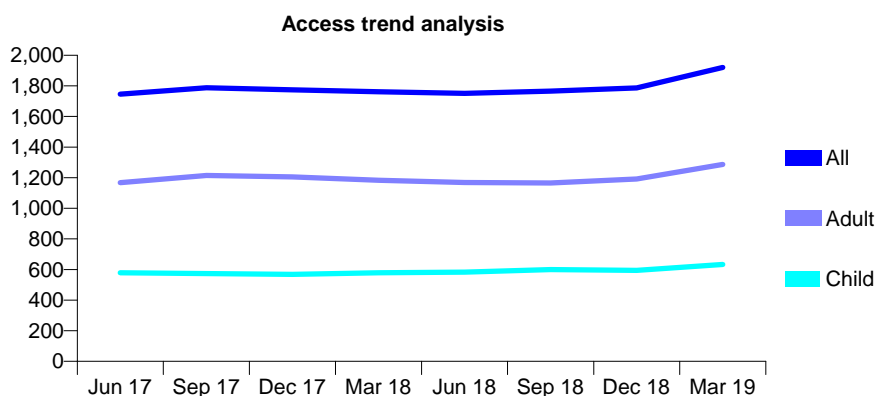
Q58 - Vital Signs At a Glance Contract Report for 366080/0001 - Year end March 2019

Name or company name	MR R KENANI
Contract type name	GDS Contract
Purpose of contract	General
Contract start date	05/12/2009
Contract end date	

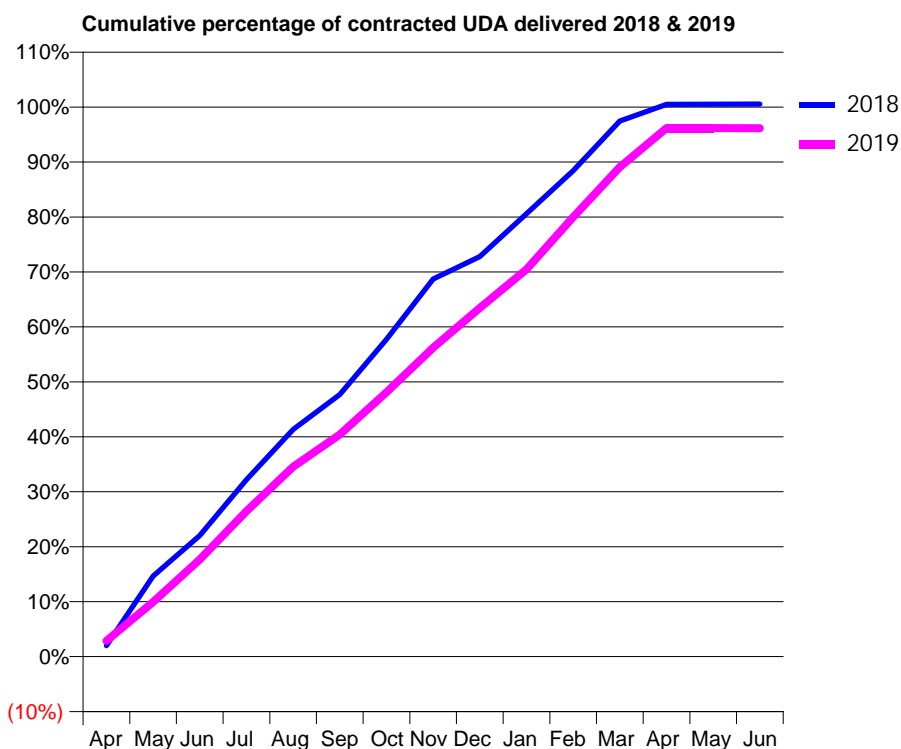
18/19 Contracted general activity (UDA)	5,473
Carry forward general activity (UDA)	-30
18/19 Contracted orthodontic activity (UOA)	0
Carry forward orthodontic activity (UOA)	0
Baseline contract value	£185,676.30

ACCESS*

Patients seen in 24 months	Total	Change since previous quarter
Quarter ending March 2018	1,762	
Quarter ending June 2018	1,751	→
Quarter ending September 2018	1,766	→
Quarter ending December 2018	1,787	→
Quarter ending March 2019	1,920	↑
Variance since March 2018	9.0%	↑



ACTIVITY



Month	Adjusted Scheduled Activity (UDA)	
	2018	2019
April	109	158
May	803	545
June	1,207	966
July	1,761	1,449
August	2,263	1,890
September	2,610	2,212
October	3,161	2,632
November	3,760	3,077
December	3,984	3,472
January	4,412	3,856
February	4,839	4,377
March	5,334	4,875
April	5,500	5,264
May	5,502	5,264
June	5,504	5,262

QUALITY

	Quantity	Base Number	Contract	AT	Region	England
% of FP17s for the same patient ID Re-attending within 3 months - Children	101	969	10.4%	11.1%	11.5%	11.8%
% of FP17s for the same patient ID Re-attending within 3 months - Adults	189	1,525	12.4%	14.7%	15.2%	15.7%
% of FP17s for the same patient ID Re-attending between 3 & 9 months - Children	580	969	59.9%	58.0%	60.2%	58.9%
% of FP17s for the same patient ID Re-attending between 3 & 9 months - Adults	734	1,525	48.1%	48.6%	51.8%	50.8%
% of FP17s for Band 1 Urgent Courses	231	2,565	9.0%	8.7%	8.1%	9.1%
% of FP17s Relating to Free Repair or Replacements	8	2,565	0.3%	0.7%	0.8%	0.8%
% of FP17s Relating to Continuations	6	2,565	0.2%	0.8%	0.9%	0.9%
% of Patients satisfied with the dentistry they have received	0	0	N/A	94.2%	92.7%	92.5%
% of Patients satisfied with the time they had to wait for an appointment	0	0	N/A	85.1%	87.4%	87.0%

* This is based on patients treated on this contract for their most recent course of treatment. Figures in italics indicate the base number of FP17s or Patient Questionnaire responses are less than 100. N/A is shown where the base number of responses is less than 10 during the period. % is calculated as Quantity/Base number*100

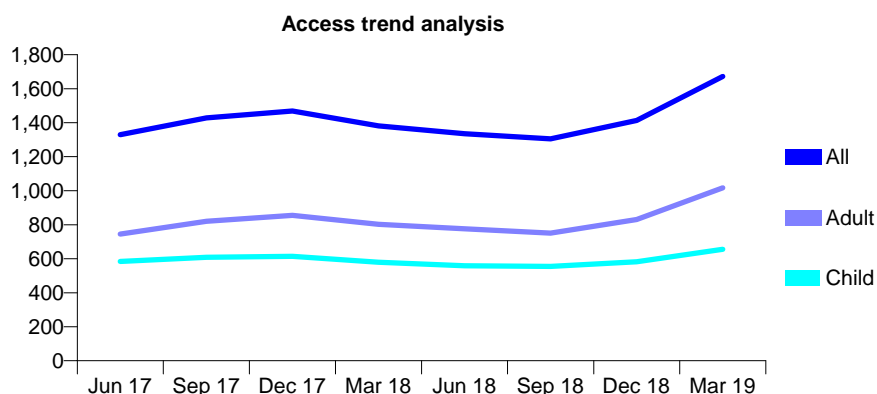
Q58 - Vital Signs At a Glance Contract Report for 395404/0002 - Year end March 2019

Name or company name	Milton Keynes Dental Clinic
Contract type name	GDS Contract
Purpose of contract	General
Contract start date	01/04/2006
Contract end date	

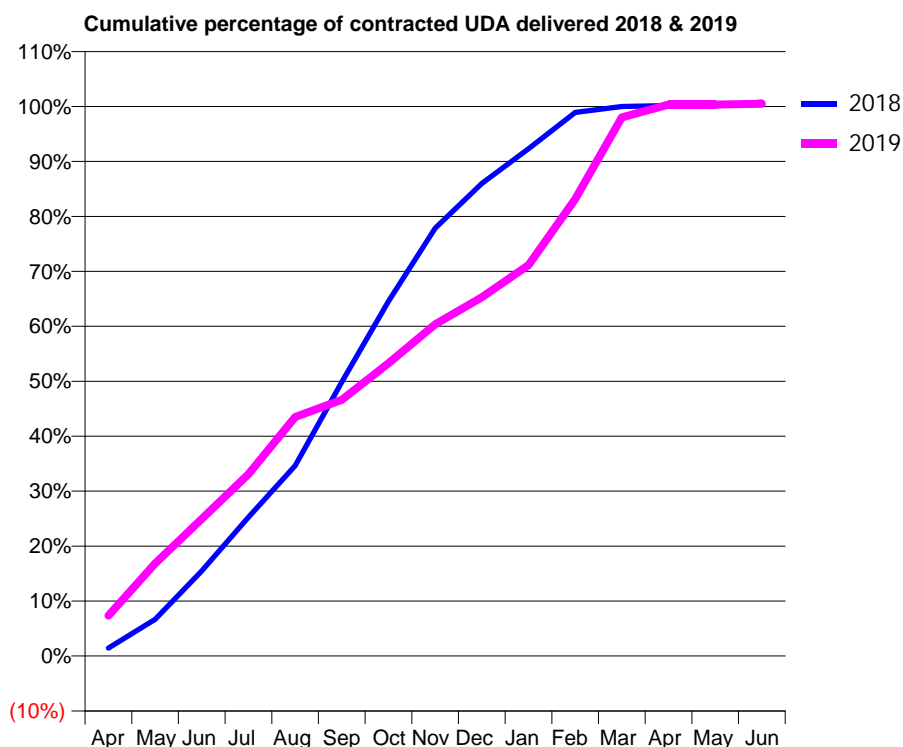
18/19 Contracted general activity (UDA)	3,000
Carry forward general activity (UDA)	-22
18/19 Contracted orthodontic activity (UOA)	0
Carry forward orthodontic activity (UOA)	0
Baseline contract value	£67,760.50

ACCESS*

Patients seen in 24 months	Total	Change since previous quarter
Quarter ending March 2018	1,381	
Quarter ending June 2018	1,335	↓
Quarter ending September 2018	1,305	↓
Quarter ending December 2018	1,413	↑
Quarter ending March 2019	1,672	↑
Variance since March 2018	21.1%	↑



ACTIVITY



Month	Adjusted Scheduled Activity (UDA)	
	2018	2019
April	43	221
May	200	506
June	464	748
July	758	993
August	1,039	1,305
September	1,495	1,398
October	1,937	1,598
November	2,336	1,811
December	2,580	1,959
January	2,769	2,134
February	2,967	2,495
March	2,999	2,940
April	3,005	3,010
May	3,005	3,010
June	3,023	3,015

QUALITY

	Quantity	Base Number	Contract	AT	Region	England
% of FP17s for the same patient ID Re-attending within 3 months - Children	58	871	6.7%	11.1%	11.5%	11.8%
% of FP17s for the same patient ID Re-attending within 3 months - Adults	174	1,257	13.8%	14.7%	15.2%	15.7%
% of FP17s for the same patient ID Re-attending between 3 & 9 months - Children	378	871	43.4%	58.0%	60.2%	58.9%
% of FP17s for the same patient ID Re-attending between 3 & 9 months - Adults	485	1,257	38.6%	48.6%	51.8%	50.8%
% of FP17s for Band 1 Urgent Courses	285	1,816	15.7%	8.7%	8.1%	9.1%
% of FP17s Relating to Free Repair or Replacements	8	1,816	0.4%	0.7%	0.8%	0.8%
% of FP17s Relating to Continuations	1	1,816	0.1%	0.8%	0.9%	0.9%
% of Patients satisfied with the dentistry they have received	1	1	N/A	94.2%	92.7%	92.5%
% of Patients satisfied with the time they had to wait for an appointment	1	1	N/A	85.1%	87.4%	87.0%

* This is based on patients treated on this contract for their most recent course of treatment. Figures in italics indicate the base number of FP17s or Patient Questionnaire responses are less than 100. N/A is shown where the base number of responses is less than 10 during the period. % is calculated as Quantity/Base number*100

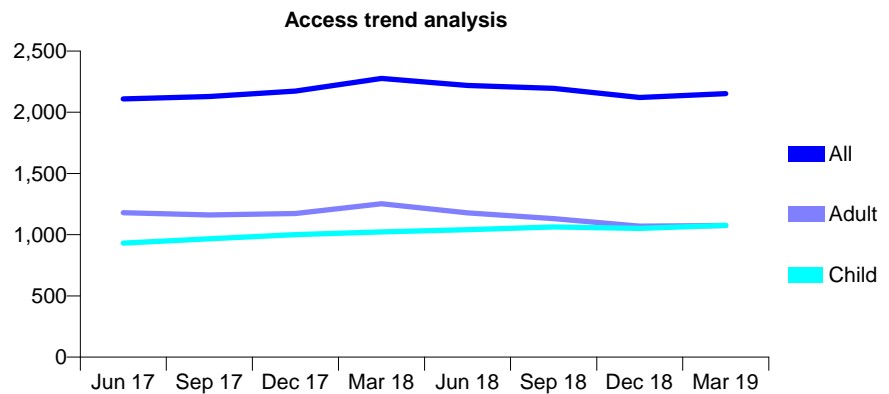
Q58 - Vital Signs At a Glance Contract Report for 558265/0002 - Year end March 2019

Name or company name	Reena Parmar
Contract type name	GDS Contract
Purpose of contract	General
Contract start date	06/01/2007
Contract end date	

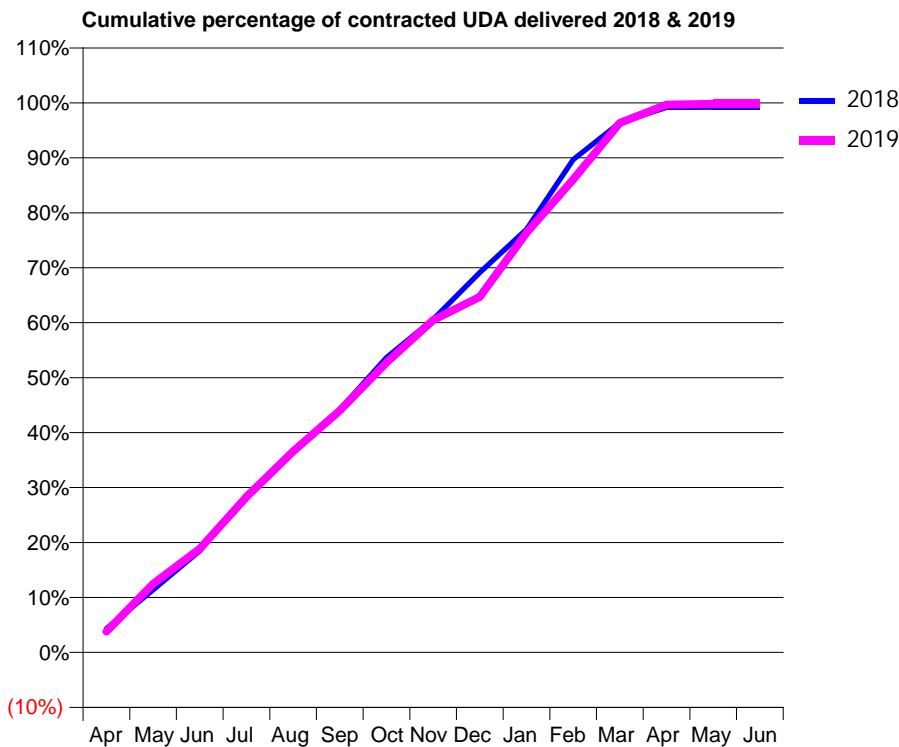
18/19 Contracted general activity (UDA)	5,896
Carry forward general activity (UDA)	46
18/19 Contracted orthodontic activity (UOA)	0
Carry forward orthodontic activity (UOA)	0
Baseline contract value	£166,678.86

ACCESS*

Patients seen in 24 months	Total	Change since previous quarter
Quarter ending March 2018	2,276	
Quarter ending June 2018	2,219	↓
Quarter ending September 2018	2,195	↓
Quarter ending December 2018	2,122	↓
Quarter ending March 2019	2,152	→
Variance since March 2018	(5.4%)	↓



ACTIVITY



Month	Adjusted Scheduled Activity (UDA)	
	2018	2019
April	256	223
May	673	736
June	1,089	1,112
July	1,686	1,669
August	2,162	2,157
September	2,607	2,593
October	3,165	3,109
November	3,574	3,566
December	4,076	3,815
January	4,539	4,502
February	5,287	5,074
March	5,682	5,681
April	5,847	5,877
May	5,850	5,886
June	5,850	5,886

QUALITY

	Quantity	Base Number	Contract	AT	Region	England
% of FP17s for the same patient ID Re-attending within 3 months - Children	83	1,315	6.3%	11.1%	11.5%	11.8%
% of FP17s for the same patient ID Re-attending within 3 months - Adults	204	1,091	18.7%	14.7%	15.2%	15.7%
% of FP17s for the same patient ID Re-attending between 3 & 9 months - Children	565	1,315	43.0%	58.0%	60.2%	58.9%
% of FP17s for the same patient ID Re-attending between 3 & 9 months - Adults	404	1,091	37.0%	48.6%	51.8%	50.8%
% of FP17s for Band 1 Urgent Courses	268	2,403	11.2%	8.7%	8.1%	9.1%
% of FP17s Relating to Free Repair or Replacements	20	2,403	0.8%	0.7%	0.8%	0.8%
% of FP17s Relating to Continuations	6	2,403	0.2%	0.8%	0.9%	0.9%
% of Patients satisfied with the dentistry they have received	1	1	N/A	94.2%	92.7%	92.5%
% of Patients satisfied with the time they had to wait for an appointment	1	1	N/A	85.1%	87.4%	87.0%

* This is based on patients treated on this contract for their most recent course of treatment. Figures in italics indicate the base number of FP17s or Patient Questionnaire responses are less than 100. N/A is shown where the base number of responses is less than 10 during the period. % is calculated as Quantity/Base number*100

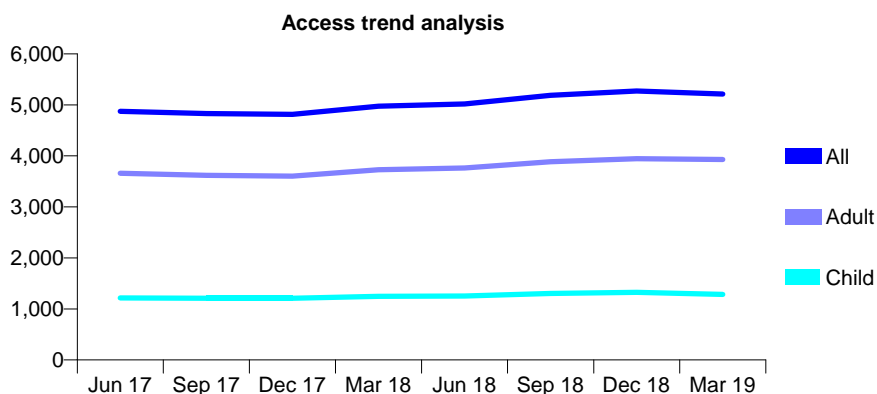
Q58 - Vital Signs At a Glance Contract Report for 558850/0002 - Year end March 2019

Name or company name	Broadwater Dental Practice
Contract type name	GDS Contract
Purpose of contract	General
Contract start date	08/01/2010
Contract end date	

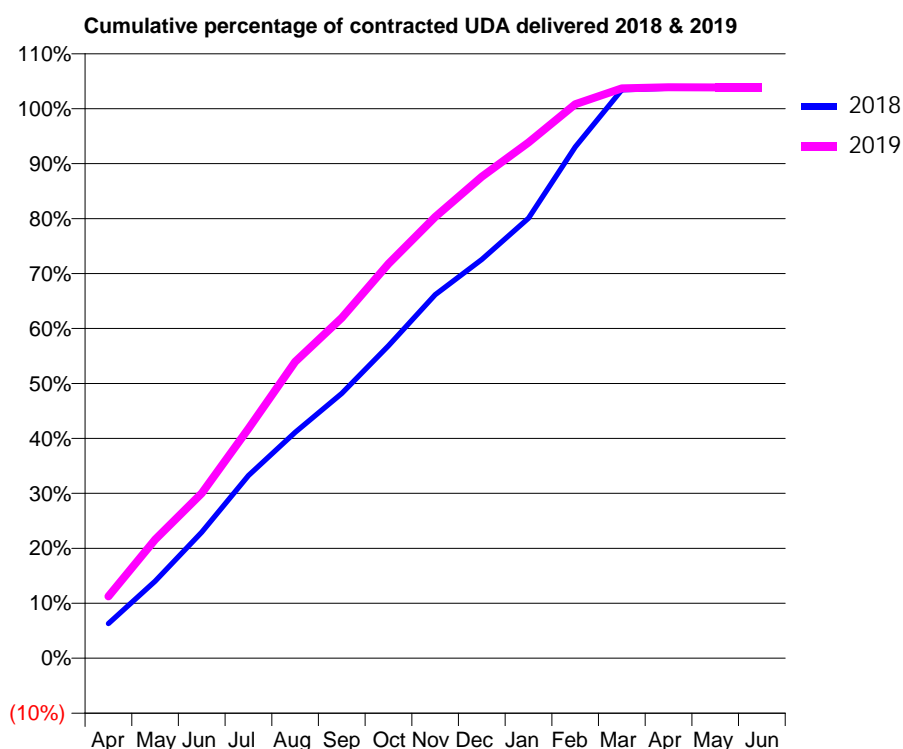
18/19 Contracted general activity (UDA)	12,296
Carry forward general activity (UDA)	246
18/19 Contracted orthodontic activity (UOA)	0
Carry forward orthodontic activity (UOA)	0
Baseline contract value	£322,065.32

ACCESS*

Patients seen in 24 months	Total	Change since previous quarter
Quarter ending March 2018	4,974	
Quarter ending June 2018	5,018	→
Quarter ending September 2018	5,189	↑
Quarter ending December 2018	5,273	→
Quarter ending March 2019	5,213	↓
Variance since March 2018	4.8%	↑



ACTIVITY



Month	Adjusted Scheduled Activity (UDA)	
	2018	2019
April	777	1,386
May	1,722	2,658
June	2,821	3,690
July	4,087	5,137
August	5,055	6,635
September	5,925	7,613
October	6,992	8,824
November	8,132	9,876
December	8,923	10,774
January	9,845	11,539
February	11,439	12,392
March	12,719	12,750
April	12,755	12,774
May	12,768	12,773
June	12,768	12,773

QUALITY

	Quantity	Base Number	Contract	AT	Region	England
% of FP17s for the same patient ID Re-attending within 3 months - Children	132	1,558	8.5%	11.1%	11.5%	11.8%
% of FP17s for the same patient ID Re-attending within 3 months - Adults	597	4,308	13.9%	14.7%	15.2%	15.7%
% of FP17s for the same patient ID Re-attending between 3 & 9 months - Children	638	1,558	40.9%	58.0%	60.2%	58.9%
% of FP17s for the same patient ID Re-attending between 3 & 9 months - Adults	1,570	4,308	36.4%	48.6%	51.8%	50.8%
% of FP17s for Band 1 Urgent Courses	675	5,861	11.5%	8.7%	8.1%	9.1%
% of FP17s Relating to Free Repair or Replacements	3	5,861	0.1%	0.7%	0.8%	0.8%
% of FP17s Relating to Continuations	42	5,861	0.7%	0.8%	0.9%	0.9%
% of Patients satisfied with the dentistry they have received	3	3	N/A	94.2%	92.7%	92.5%
% of Patients satisfied with the time they had to wait for an appointment	2	3	N/A	85.1%	87.4%	87.0%

* This is based on patients treated on this contract for their most recent course of treatment. Figures in italics indicate the base number of FP17s or Patient Questionnaire responses are less than 100. N/A is shown where the base number of responses is less than 10 during the period. % is calculated as Quantity/Base number*100

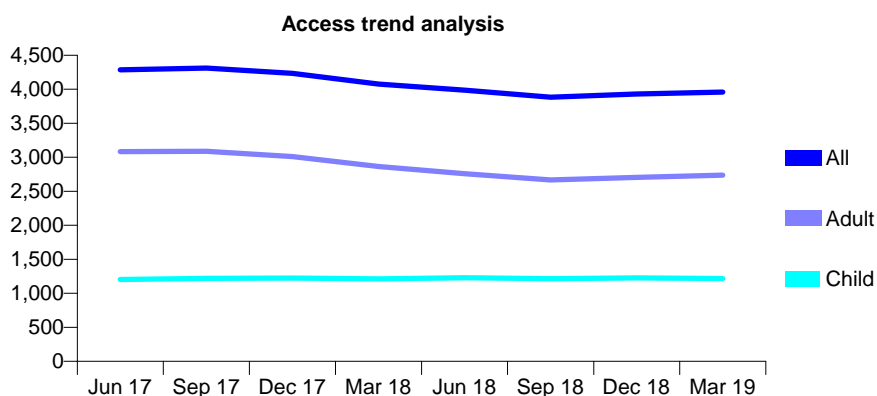
Q58 - Vital Signs At a Glance Contract Report for 570230/0001 - Year end March 2019

Name or company name	MR RM ALLEN
Contract type name	GDS Contract
Purpose of contract	General
Contract start date	01/04/2006
Contract end date	

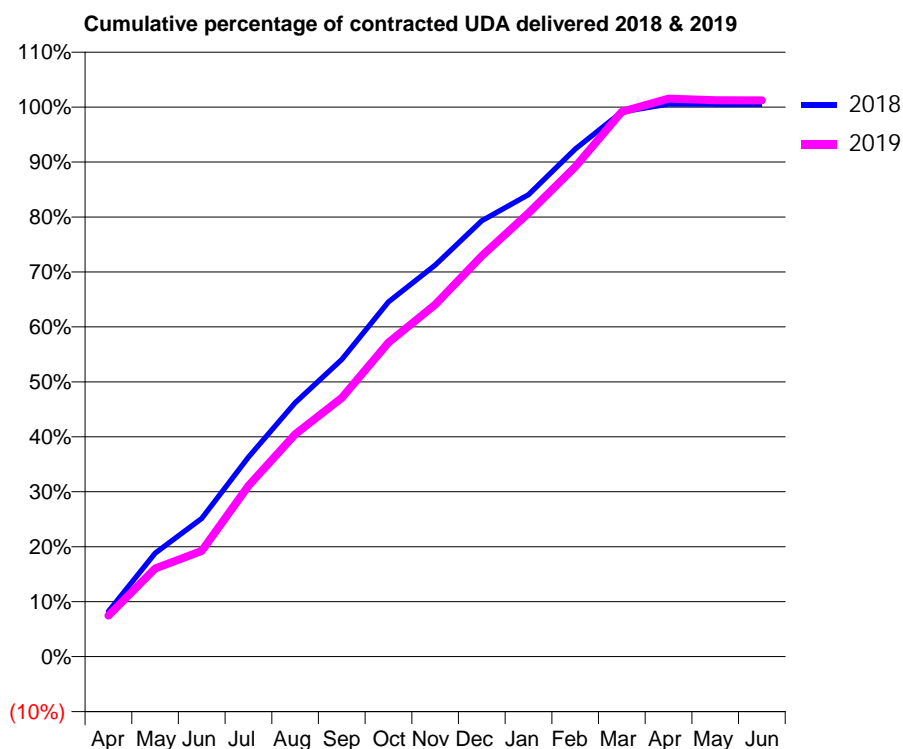
18/19 Contracted general activity (UDA)	10,000
Carry forward general activity (UDA)	-53
18/19 Contracted orthodontic activity (UOA)	0
Carry forward orthodontic activity (UOA)	0
Baseline contract value	£356,428.05

ACCESS*

Patients seen in 24 months	Total	Change since previous quarter
Quarter ending March 2018	4,078	
Quarter ending June 2018	3,988	↓
Quarter ending September 2018	3,883	↓
Quarter ending December 2018	3,931	→
Quarter ending March 2019	3,957	→
Variance since March 2018	(3.0%)	↓



ACTIVITY



Month	Adjusted Scheduled Activity (UDA)	
	2018	2019
April	823	748
May	1,881	1,602
June	2,516	1,923
July	3,631	3,109
August	4,619	4,045
September	5,405	4,709
October	6,457	5,717
November	7,127	6,405
December	7,931	7,292
January	8,405	8,071
February	9,234	8,913
March	9,911	9,913
April	10,056	10,152
May	10,053	10,123
June	10,053	10,121

QUALITY

	Quantity	Base Number	Contract	AT	Region	England
% of FP17s for the same patient ID Re-attending within 3 months - Children	73	1,734	4.2%	11.1%	11.5%	11.8%
% of FP17s for the same patient ID Re-attending within 3 months - Adults	295	3,322	8.9%	14.7%	15.2%	15.7%
% of FP17s for the same patient ID Re-attending between 3 & 9 months - Children	1,109	1,734	64.0%	58.0%	60.2%	58.9%
% of FP17s for the same patient ID Re-attending between 3 & 9 months - Adults	1,403	3,322	42.2%	48.6%	51.8%	50.8%
% of FP17s for Band 1 Urgent Courses	375	5,135	7.3%	8.7%	8.1%	9.1%
% of FP17s Relating to Free Repair or Replacements	19	5,135	0.4%	0.7%	0.8%	0.8%
% of FP17s Relating to Continuations	0	5,135	0.0%	0.8%	0.9%	0.9%
% of Patients satisfied with the dentistry they have received	0	0	N/A	94.2%	92.7%	92.5%
% of Patients satisfied with the time they had to wait for an appointment	0	0	N/A	85.1%	87.4%	87.0%

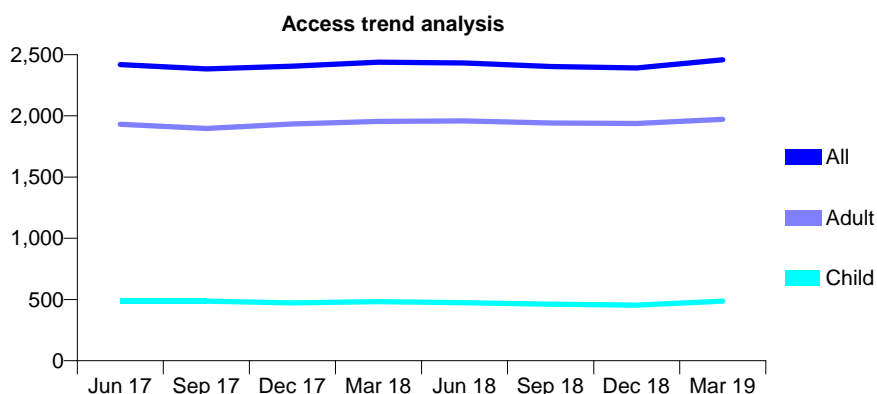
* This is based on patients treated on this contract for their most recent course of treatment. Figures in italics indicate the base number of FP17s or Patient Questionnaire responses are less than 100. N/A is shown where the base number of responses is less than 10 during the period. % is calculated as Quantity/Base number*100

Q58 - Vital Signs At a Glance Contract Report for 570540/0001 - Year end March 2019

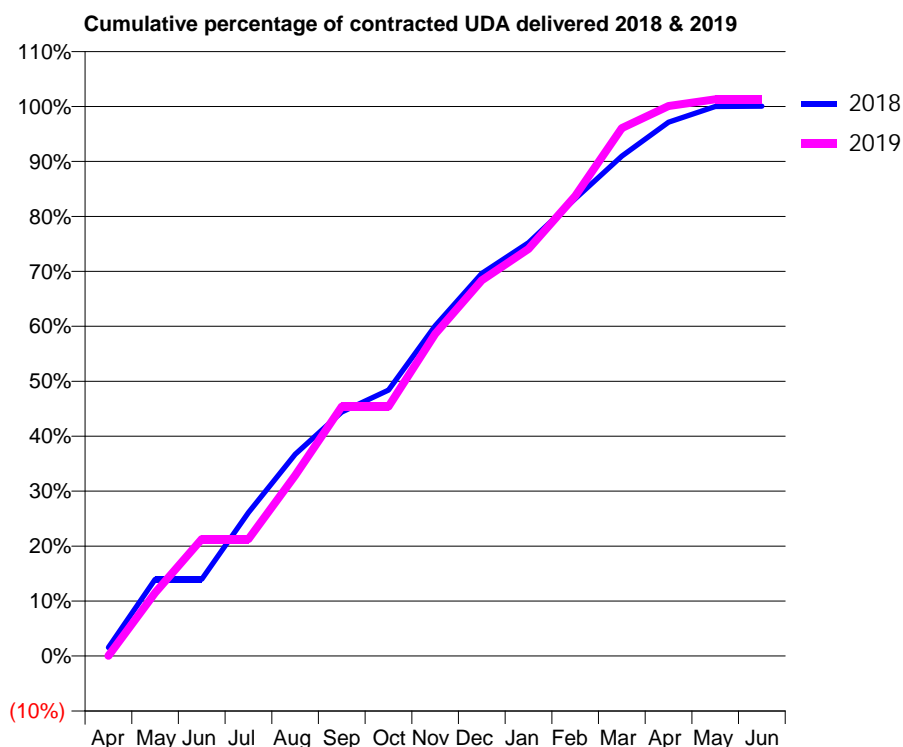
Name or company name	Noorali Bhatia and Riyaz Abdulrasul Pradh	18/19 Contracted general activity (UDA)	7,430
Contract type name	GDS Contract	Carry forward general activity (UDA)	-2
Purpose of contract	General	18/19 Contracted orthodontic activity (UOA)	0
Contract start date	01/04/2006	Carry forward orthodontic activity (UOA)	0
Contract end date		Baseline contract value	£210,446.25

ACCESS*

Patients seen in 24 months	Total	Change since previous quarter
Quarter ending March 2018	2,438	
Quarter ending June 2018	2,432	→
Quarter ending September 2018	2,404	↓
Quarter ending December 2018	2,392	→
Quarter ending March 2019	2,458	↑
Variance since March 2018	0.8%	→



ACTIVITY



Month	Adjusted Scheduled Activity (UDA)	
	2018	2019
April	117	2
May	1,038	856
June	1,038	1,580
July	1,940	1,580
August	2,727	2,442
September	3,298	3,372
October	3,594	3,372
November	4,466	4,355
December	5,173	5,079
January	5,588	5,504
February	6,184	6,219
March	6,759	7,138
April	7,216	7,436
May	7,429	7,527
June	7,432	7,527

QUALITY

	Quantity	Base Number	Contract	AT	Region	England
% of FP17s for the same patient ID Re-attending within 3 months - Children	28	628	4.5%	11.1%	11.5%	11.8%
% of FP17s for the same patient ID Re-attending within 3 months - Adults	196	2,352	8.3%	14.7%	15.2%	15.7%
% of FP17s for the same patient ID Re-attending between 3 & 9 months - Children	293	628	46.7%	58.0%	60.2%	58.9%
% of FP17s for the same patient ID Re-attending between 3 & 9 months - Adults	1,031	2,352	43.8%	48.6%	51.8%	50.8%
% of FP17s for Band 1 Urgent Courses	132	2,875	4.6%	8.7%	8.1%	9.1%
% of FP17s Relating to Free Repair or Replacements	29	2,875	1.0%	0.7%	0.8%	0.8%
% of FP17s Relating to Continuations	50	2,875	1.7%	0.8%	0.9%	0.9%
% of Patients satisfied with the dentistry they have received	1	1	N/A	94.2%	92.7%	92.5%
% of Patients satisfied with the time they had to wait for an appointment	1	1	N/A	85.1%	87.4%	87.0%

* This is based on patients treated on this contract for their most recent course of treatment. Figures in italics indicate the base number of FP17s or Patient Questionnaire responses are less than 100. N/A is shown where the base number of responses is less than 10 during the period. % is calculated as Quantity/Base number*100

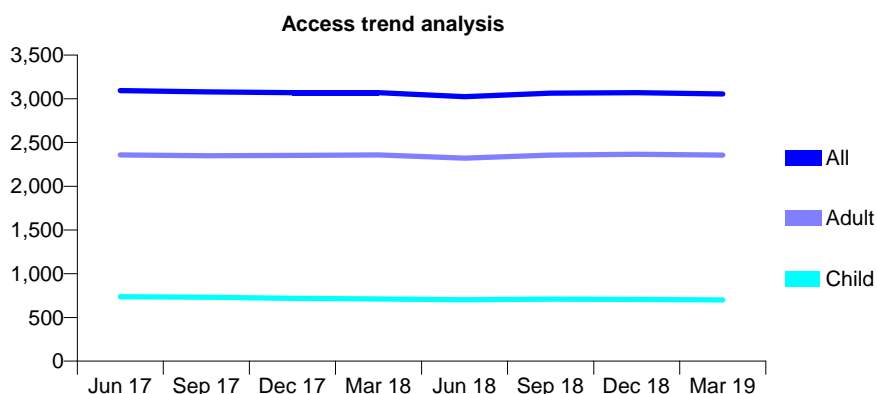
Q58 - Vital Signs At a Glance Contract Report for 572225/0001 - Year end March 2019

Name or company name	MR CK DE BONO
Contract type name	GDS Contract
Purpose of contract	General
Contract start date	01/04/2006
Contract end date	

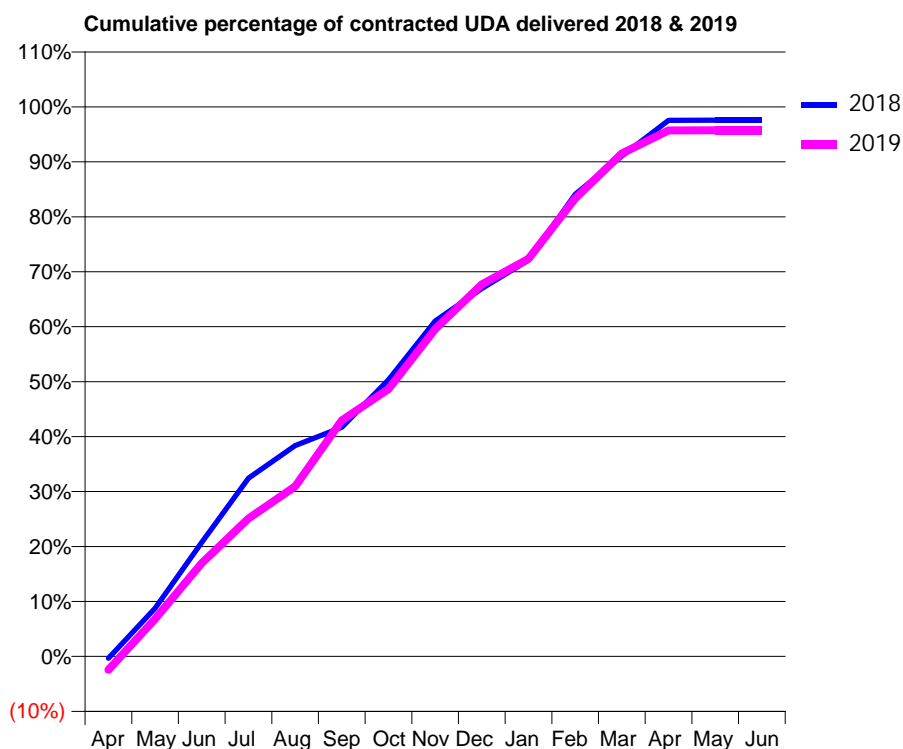
18/19 Contracted general activity (UDA)	8,383
Carry forward general activity (UDA)	204
18/19 Contracted orthodontic activity (UOA)	0
Carry forward orthodontic activity (UOA)	0
Baseline contract value	£262,907.78

ACCESS*

Patients seen in 24 months	Total	Change since previous quarter
Quarter ending March 2018	3,071	
Quarter ending June 2018	3,024	↓
Quarter ending September 2018	3,065	→
Quarter ending December 2018	3,071	→
Quarter ending March 2019	3,056	→
Variance since March 2018	(0.5%)	→



ACTIVITY



Month	Adjusted Scheduled Activity (UDA)	
	2018	2019
April	-29	-204
May	737	572
June	1,740	1,423
July	2,718	2,102
August	3,217	2,594
September	3,493	3,600
October	4,220	4,078
November	5,116	4,994
December	5,611	5,675
January	6,044	6,065
February	7,050	6,988
March	7,632	7,673
April	8,176	8,023
May	8,179	8,026
June	8,179	8,026

QUALITY

	Quantity	Base Number	Contract	AT	Region	England
% of FP17s for the same patient ID Re-attending within 3 months - Children	34	1,026	3.3%	11.1%	11.5%	11.8%
% of FP17s for the same patient ID Re-attending within 3 months - Adults	208	2,670	7.8%	14.7%	15.2%	15.7%
% of FP17s for the same patient ID Re-attending between 3 & 9 months - Children	594	1,026	57.9%	58.0%	60.2%	58.9%
% of FP17s for the same patient ID Re-attending between 3 & 9 months - Adults	1,302	2,670	48.8%	48.6%	51.8%	50.8%
% of FP17s for Band 1 Urgent Courses	0	3,650	0.0%	8.7%	8.1%	9.1%
% of FP17s Relating to Free Repair or Replacements	0	3,650	0.0%	0.7%	0.8%	0.8%
% of FP17s Relating to Continuations	7	3,650	0.2%	0.8%	0.9%	0.9%
% of Patients satisfied with the dentistry they have received	1	1	N/A	94.2%	92.7%	92.5%
% of Patients satisfied with the time they had to wait for an appointment	1	1	N/A	85.1%	87.4%	87.0%

* This is based on patients treated on this contract for their most recent course of treatment. Figures in italics indicate the base number of FP17s or Patient Questionnaire responses are less than 100. N/A is shown where the base number of responses is less than 10 during the period. % is calculated as Quantity/Base number*100

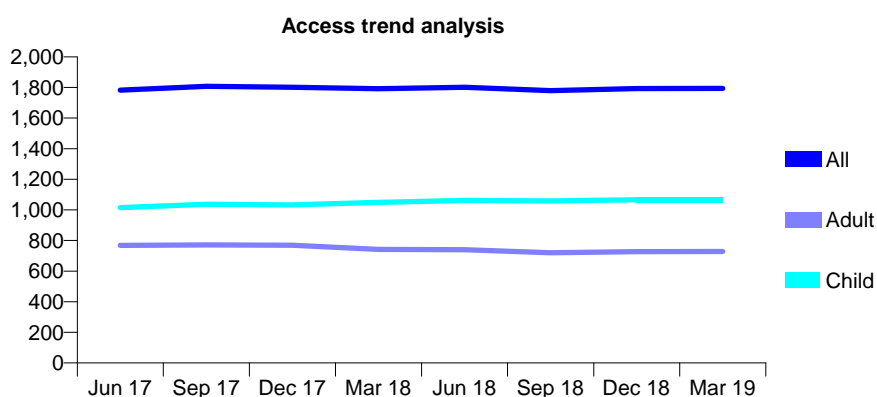
Q58 - Vital Signs At a Glance Contract Report for 573949/0001 - Year end March 2019

Name or company name	MR IJ DIBBLE
Contract type name	GDS Contract
Purpose of contract	General and Orthodontic
Contract start date	01/04/2006
Contract end date	

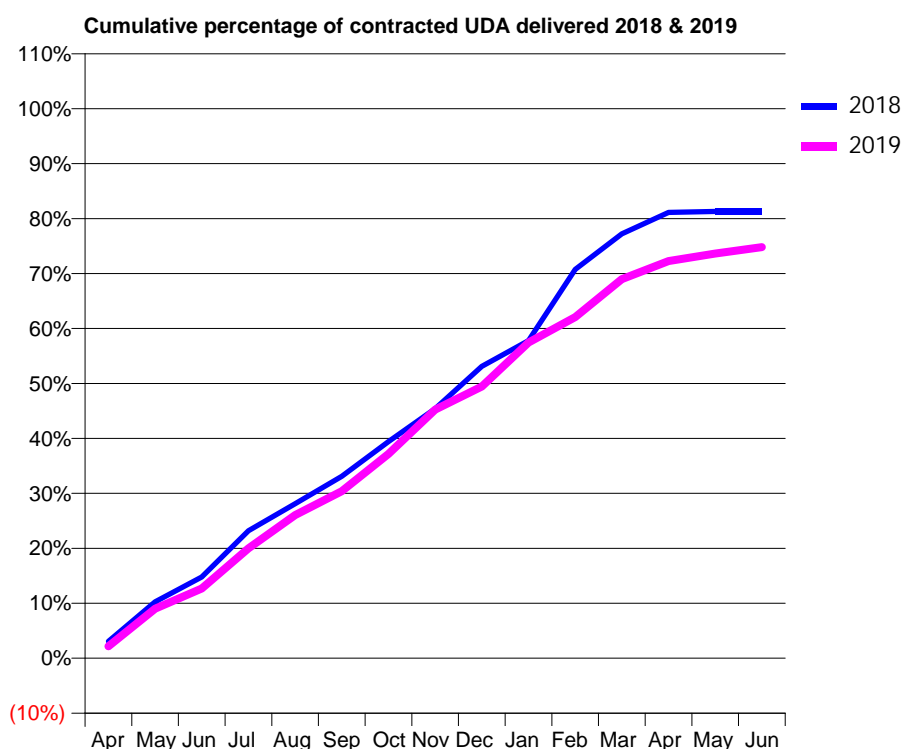
18/19 Contracted general activity (UDA)	4,055
Carry forward general activity (UDA)	0
18/19 Contracted orthodontic activity (UOA)	1,050
Carry forward orthodontic activity (UOA)	0
Baseline contract value	£219,232.49

ACCESS*

Patients seen in 24 months	Total	Change since previous quarter
Quarter ending March 2018	1,792	
Quarter ending June 2018	1,801	→
Quarter ending September 2018	1,779	↓
Quarter ending December 2018	1,793	→
Quarter ending March 2019	1,794	→
Variance since March 2018	0.1%	→



ACTIVITY



Adjusted Scheduled Activity (UDA)		
Month	2018	2019
April	124	88
May	416	366
June	600	514
July	942	810
August	1,140	1,057
September	1,343	1,233
October	1,598	1,507
November	1,841	1,835
December	2,154	2,005
January	2,344	2,330
February	2,869	2,517
March	3,131	2,797
April	3,289	2,930
May	3,297	2,986
June	3,297	3,034

QUALITY

	Quantity	Base Number	Contract	AT	Region	England
% of FP17s for the same patient ID Re-attending within 3 months - Children	75	1,682	4.5%	11.1%	11.5%	11.8%
% of FP17s for the same patient ID Re-attending within 3 months - Adults	29	690	4.2%	14.7%	15.2%	15.7%
% of FP17s for the same patient ID Re-attending between 3 & 9 months - Children	1,223	1,682	72.7%	58.0%	60.2%	58.9%
% of FP17s for the same patient ID Re-attending between 3 & 9 months - Adults	441	690	63.9%	48.6%	51.8%	50.8%
% of FP17s for Band 1 Urgent Courses	13	2,343	0.6%	8.7%	8.1%	9.1%
% of FP17s Relating to Free Repair or Replacements	0	2,343	0.0%	0.7%	0.8%	0.8%
% of FP17s Relating to Continuations	1	2,343	0.0%	0.8%	0.9%	0.9%
% of Patients satisfied with the dentistry they have received	2	2	N/A	94.2%	92.7%	92.5%
% of Patients satisfied with the time they had to wait for an appointment	2	2	N/A	85.1%	87.4%	87.0%

* This is based on patients treated on this contract for their most recent course of treatment.

Figures in italics indicate the base number of FP17s or Patient Questionnaire responses are less than 100. N/A is shown where the base number of responses is less than 10 during the period. % is calculated as Quantity/Base number*100

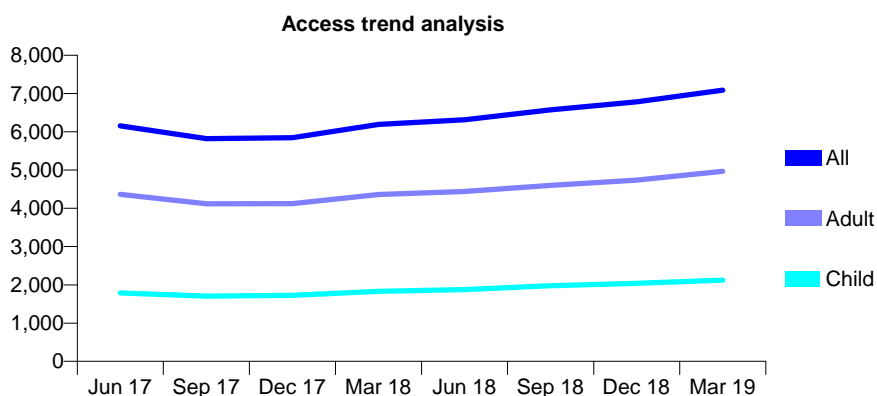
Q58 - Vital Signs At a Glance Contract Report for 575623/0002 - Year end March 2019

Name or company name	MR MK PATEL
Contract type name	GDS Contract
Purpose of contract	General
Contract start date	01/04/2006
Contract end date	

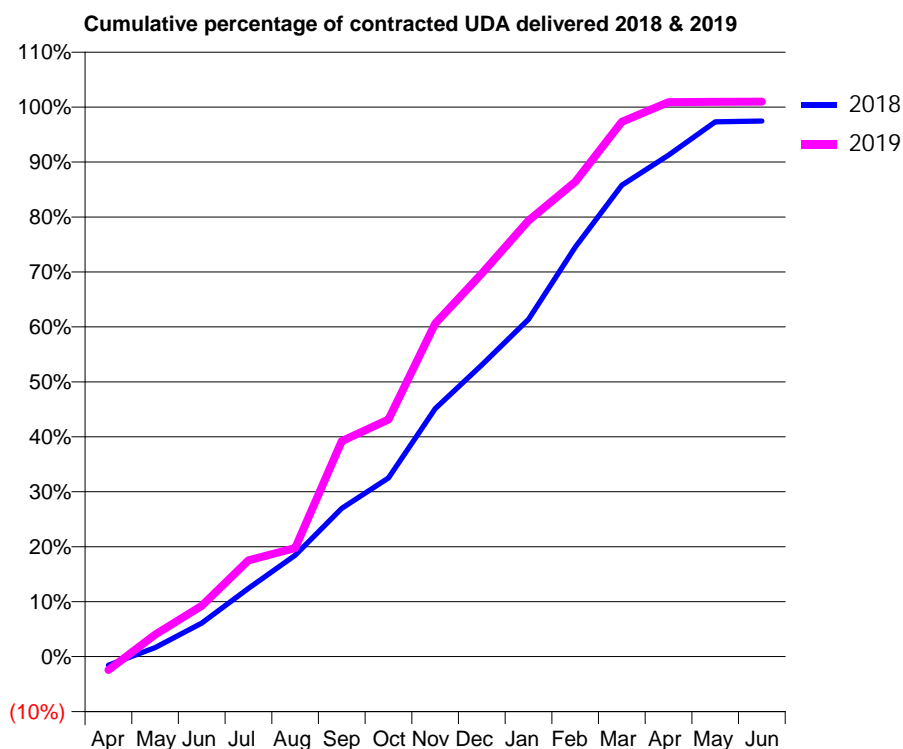
18/19 Contracted general activity (UDA)	14,199
Carry forward general activity (UDA)	362
18/19 Contracted orthodontic activity (UOA)	0
Carry forward orthodontic activity (UOA)	0
Baseline contract value	£344,515.82

ACCESS*

Patients seen in 24 months	Total	Change since previous quarter
Quarter ending March 2018	6,193	
Quarter ending June 2018	6,316	→
Quarter ending September 2018	6,571	↑
Quarter ending December 2018	6,780	↑
Quarter ending March 2019	7,087	↑
Variance since March 2018	14.4%	↑



ACTIVITY



Month	Adjusted Scheduled Activity (UDA)	
	2018	2019
April	-225	-350
May	237	570
June	867	1,314
July	1,763	2,486
August	2,622	2,805
September	3,828	5,567
October	4,614	6,127
November	6,407	8,609
December	7,537	9,896
January	8,716	11,264
February	10,579	12,267
March	12,179	13,818
April	12,958	14,325
May	13,816	14,335
June	13,836	14,339

QUALITY

	Quantity	Base Number	Contract	AT	Region	England
% of FP17s for the same patient ID Re-attending within 3 months - Children	304	2,873	10.6%	11.1%	11.5%	11.8%
% of FP17s for the same patient ID Re-attending within 3 months - Adults	872	6,204	14.1%	14.7%	15.2%	15.7%
% of FP17s for the same patient ID Re-attending between 3 & 9 months - Children	1,407	2,873	49.0%	58.0%	60.2%	58.9%
% of FP17s for the same patient ID Re-attending between 3 & 9 months - Adults	2,782	6,204	44.8%	48.6%	51.8%	50.8%
% of FP17s for Band 1 Urgent Courses	592	7,307	8.1%	8.7%	8.1%	9.1%
% of FP17s Relating to Free Repair or Replacements	18	7,307	0.2%	0.7%	0.8%	0.8%
% of FP17s Relating to Continuations	29	7,307	0.4%	0.8%	0.9%	0.9%
% of Patients satisfied with the dentistry they have received	2	2	N/A	94.2%	92.7%	92.5%
% of Patients satisfied with the time they had to wait for an appointment	2	2	N/A	85.1%	87.4%	87.0%

* This is based on patients treated on this contract for their most recent course of treatment. Figures in italics indicate the base number of FP17s or Patient Questionnaire responses are less than 100. N/A is shown where the base number of responses is less than 10 during the period. % is calculated as Quantity/Base number*100

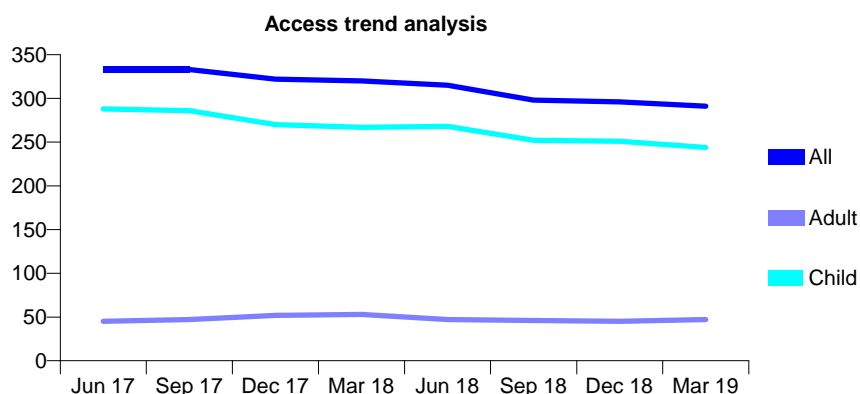
Q58 - Vital Signs At a Glance Contract Report for 575976/0001 - Year end March 2019

Name or company name	MR RJ GOEL
Contract type name	GDS Contract
Purpose of contract	General
Contract start date	01/04/2006
Contract end date	

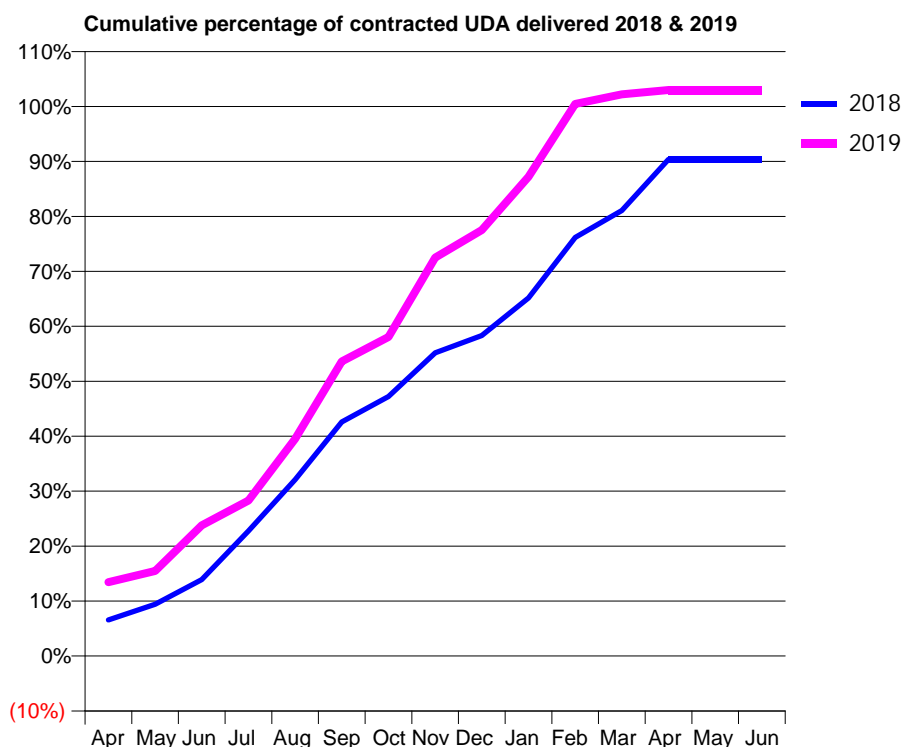
18/19 Contracted general activity (UDA)	400
Carry forward general activity (UDA)	0
18/19 Contracted orthodontic activity (UOA)	0
Carry forward orthodontic activity (UOA)	0
Baseline contract value	£10,021.58

ACCESS*

Patients seen in 24 months	Total	Change since previous quarter
Quarter ending March 2018	320	
Quarter ending June 2018	315	↓
Quarter ending September 2018	298	↓
Quarter ending December 2018	296	→
Quarter ending March 2019	291	↓
Variance since March 2018	(9.1%)	↓



ACTIVITY



Month	Adjusted Scheduled Activity (UDA)	
	2018	2019
April	46	54
May	66	62
June	97	95
July	159	113
August	225	158
September	298	214
October	330	232
November	386	290
December	408	310
January	456	349
February	533	402
March	567	409
April	633	412
May	633	412
June	633	412

QUALITY

	Quantity	Base Number	Contract	AT	Region	England
% of FP17s for the same patient ID Re-attending within 3 months - Children	43	408	10.5%	11.1%	11.5%	11.8%
% of FP17s for the same patient ID Re-attending within 3 months - Adults	0	0	N/A	14.7%	15.2%	15.7%
% of FP17s for the same patient ID Re-attending between 3 & 9 months - Children	266	408	65.2%	58.0%	60.2%	58.9%
% of FP17s for the same patient ID Re-attending between 3 & 9 months - Adults	0	0	N/A	48.6%	51.8%	50.8%
% of FP17s for Band 1 Urgent Courses	30	351	8.5%	8.7%	8.1%	9.1%
% of FP17s Relating to Free Repair or Replacements	0	351	0.0%	0.7%	0.8%	0.8%
% of FP17s Relating to Continuations	0	351	0.0%	0.8%	0.9%	0.9%
% of Patients satisfied with the dentistry they have received	0	0	N/A	94.2%	92.7%	92.5%
% of Patients satisfied with the time they had to wait for an appointment	0	0	N/A	85.1%	87.4%	87.0%

* This is based on patients treated on this contract for their most recent course of treatment. Figures in italics indicate the base number of FP17s or Patient Questionnaire responses are less than 100. N/A is shown where the base number of responses is less than 10 during the period. % is calculated as Quantity/Base number*100

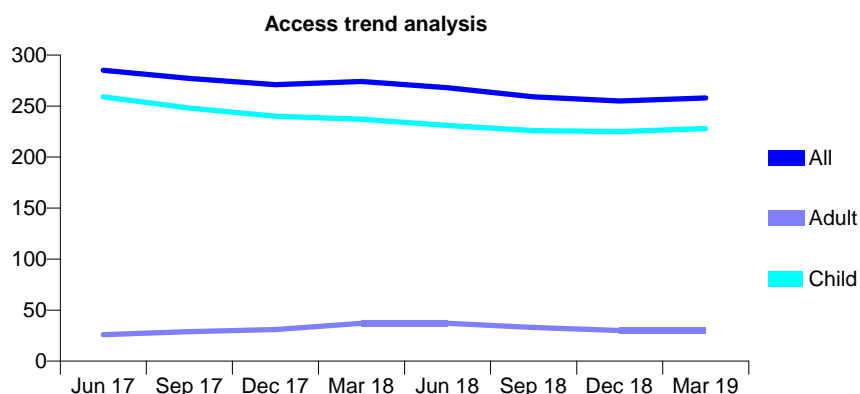
Q58 - Vital Signs At a Glance Contract Report for 576875/0001 - Year end March 2019

Name or company name	MR M GREENSTEIN
Contract type name	GDS Contract
Purpose of contract	General
Contract start date	01/04/2006
Contract end date	

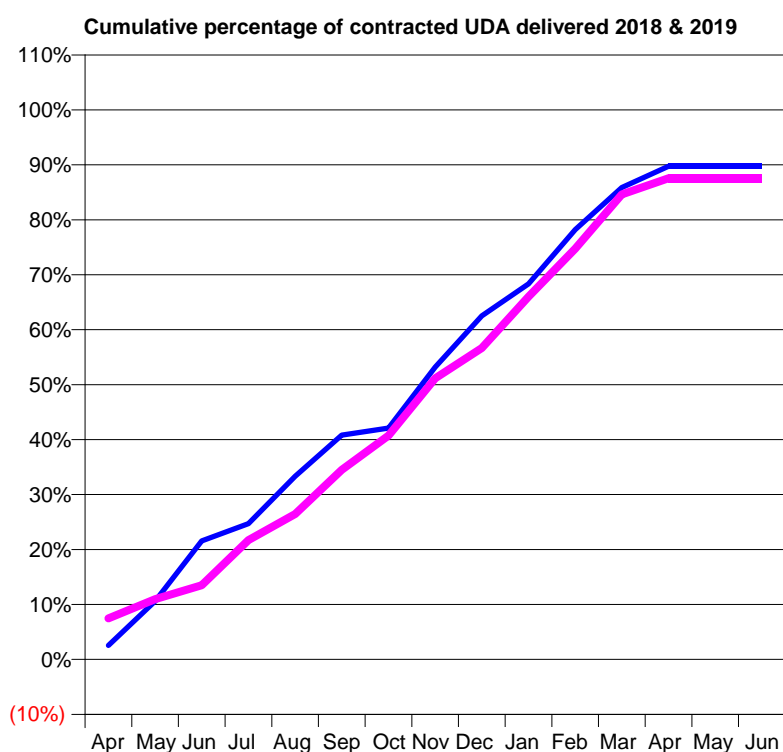
18/19 Contracted general activity (UDA)	548
Carry forward general activity (UDA)	0
18/19 Contracted orthodontic activity (UOA)	0
Carry forward orthodontic activity (UOA)	0
Baseline contract value	£11,170.18

ACCESS*

Patients seen in 24 months	Total	Change since previous quarter
Quarter ending March 2018	274	
Quarter ending June 2018	268	↓
Quarter ending September 2018	259	↓
Quarter ending December 2018	255	↓
Quarter ending March 2019	258	→
Variance since March 2018	(5.8%)	↓



ACTIVITY



Month	2018	2019
April	14	41
May	58	60
June	118	74
July	135	119
August	183	145
September	224	189
October	231	223
November	292	280
December	343	310
January	375	362
February	429	410
March	471	464
April	492	480
May	492	480
June	492	480

QUALITY

	Quantity	Base Number	Contract	AT	Region	England
% of FP17s for the same patient ID Re-attending within 3 months - Children	19	376	5.1%	11.1%	11.5%	11.8%
% of FP17s for the same patient ID Re-attending within 3 months - Adults	0	0	N/A	14.7%	15.2%	15.7%
% of FP17s for the same patient ID Re-attending between 3 & 9 months - Children	268	376	71.3%	58.0%	60.2%	58.9%
% of FP17s for the same patient ID Re-attending between 3 & 9 months - Adults	0	0	N/A	48.6%	51.8%	50.8%
% of FP17s for Band 1 Urgent Courses	4	369	1.1%	8.7%	8.1%	9.1%
% of FP17s Relating to Free Repair or Replacements	0	369	0.0%	0.7%	0.8%	0.8%
% of FP17s Relating to Continuations	0	369	0.0%	0.8%	0.9%	0.9%
% of Patients satisfied with the dentistry they have received	0	0	N/A	94.2%	92.7%	92.5%
% of Patients satisfied with the time they had to wait for an appointment	0	0	N/A	85.1%	87.4%	87.0%

* This is based on patients treated on this contract for their most recent course of treatment. Figures in italics indicate the base number of FP17s or Patient Questionnaire responses are less than 100. N/A is shown where the base number of responses is less than 10 during the period. % is calculated as Quantity/Base number*100

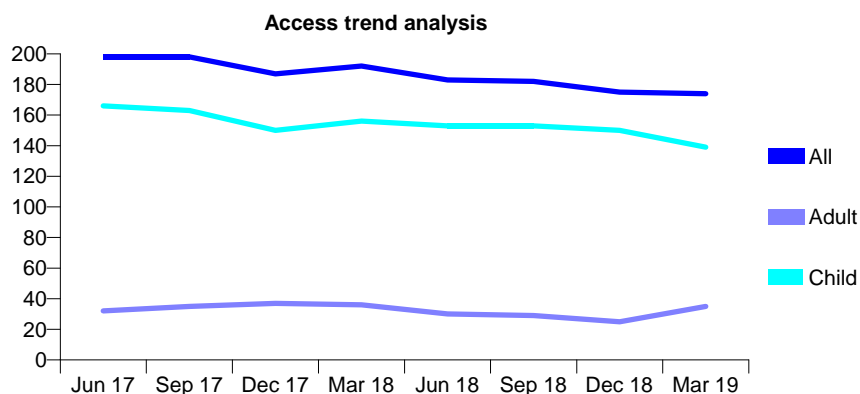
Q58 - Vital Signs At a Glance Contract Report for 624497/0002 - Year end March 2019

Name or company name	Sachin Shah
Contract type name	GDS Contract
Purpose of contract	General
Contract start date	01/03/2015
Contract end date	

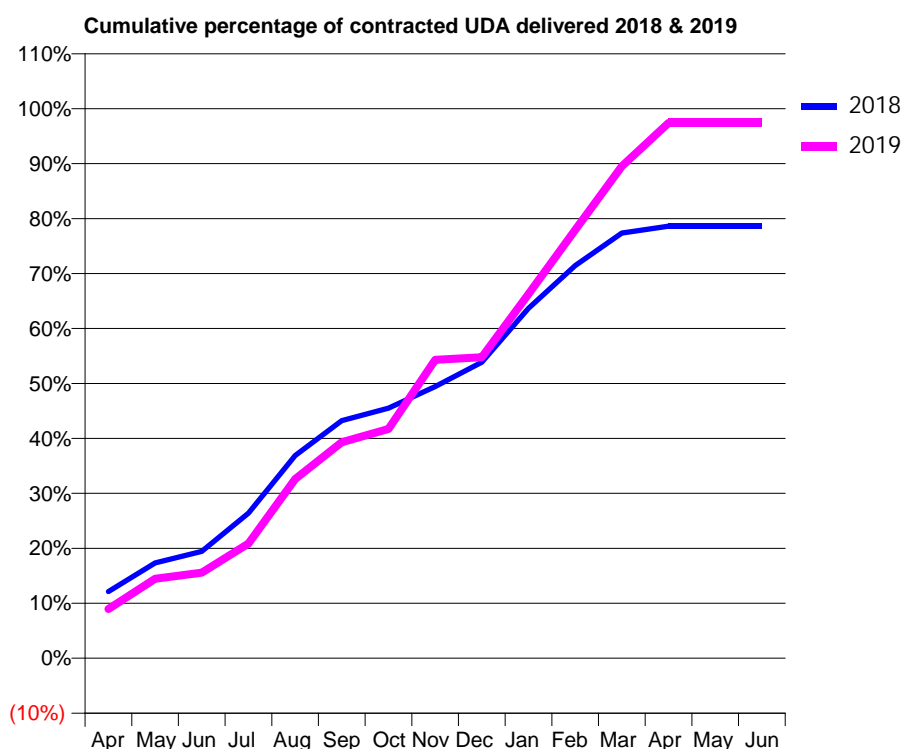
18/19 Contracted general activity (UDA)	660
Carry forward general activity (UDA)	0
18/19 Contracted orthodontic activity (UOA)	0
Carry forward orthodontic activity (UOA)	0
Baseline contract value	£16,003.14

ACCESS*

Patients seen in 24 months	Total	Change since previous quarter
Quarter ending March 2018	192	
Quarter ending June 2018	183	↓
Quarter ending September 2018	182	→
Quarter ending December 2018	175	↓
Quarter ending March 2019	174	→
Variance since March 2018	(9.4%)	↓



ACTIVITY



Month	2018	2019
April	80	59
May	114	96
June	128	103
July	174	138
August	243	215
September	285	259
October	300	275
November	326	358
December	355	361
January	420	437
February	472	514
March	511	591
April	519	643
May	519	643
June	519	643

QUALITY

	Quantity	Base Number	Contract	AT	Region	England
% of FP17s for the same patient ID Re-attending within 3 months - Children	11	212	5.2%	11.1%	11.5%	11.8%
% of FP17s for the same patient ID Re-attending within 3 months - Adults	3	17	17.6%	14.7%	15.2%	15.7%
% of FP17s for the same patient ID Re-attending between 3 & 9 months - Children	128	212	60.4%	58.0%	60.2%	58.9%
% of FP17s for the same patient ID Re-attending between 3 & 9 months - Adults	4	17	23.5%	48.6%	51.8%	50.8%
% of FP17s for Band 1 Urgent Courses	9	233	3.9%	8.7%	8.1%	9.1%
% of FP17s Relating to Free Repair or Replacements	0	233	0.0%	0.7%	0.8%	0.8%
% of FP17s Relating to Continuations	0	233	0.0%	0.8%	0.9%	0.9%
% of Patients satisfied with the dentistry they have received	0	0	N/A	94.2%	92.7%	92.5%
% of Patients satisfied with the time they had to wait for an appointment	0	0	N/A	85.1%	87.4%	87.0%

* This is based on patients treated on this contract for their most recent course of treatment. Figures in italics indicate the base number of FP17s or Patient Questionnaire responses are less than 100. N/A is shown where the base number of responses is less than 10 during the period. % is calculated as Quantity/Base number*100

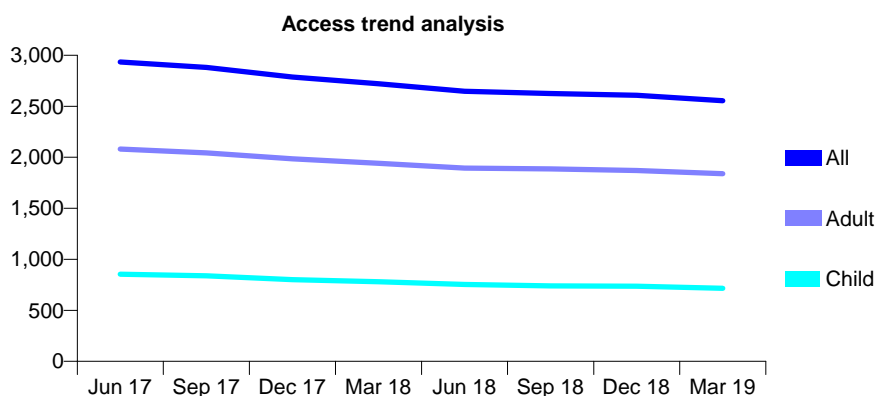
Q58 - Vital Signs At a Glance Contract Report for 624853/0001 - Year end March 2019

Name or company name	MR AV BRAMWELL
Contract type name	GDS Contract
Purpose of contract	General
Contract start date	01/04/2006
Contract end date	

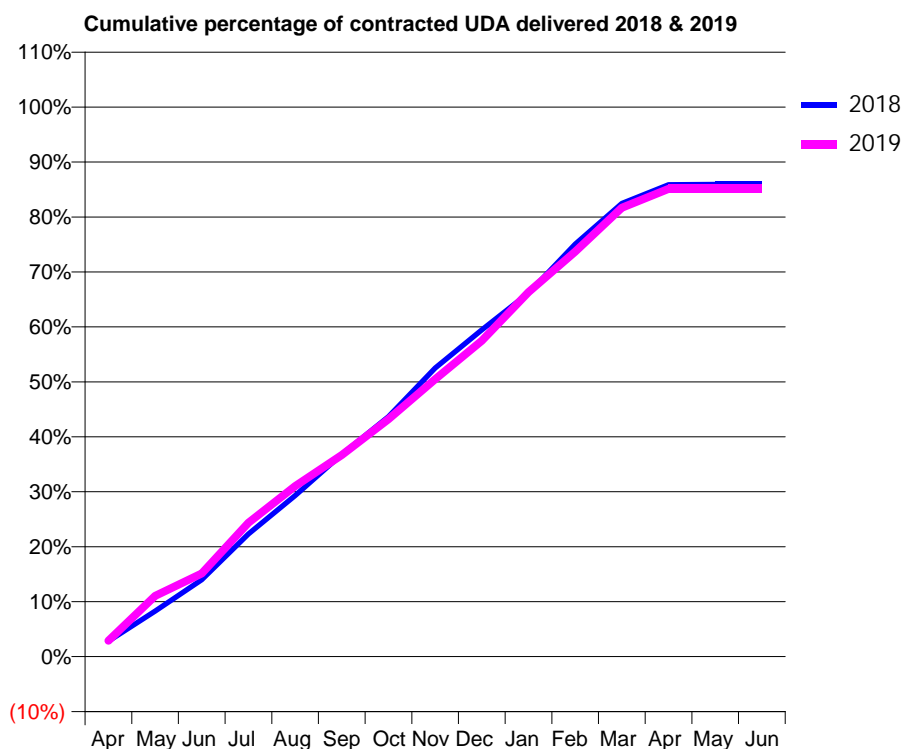
18/19 Contracted general activity (UDA)	7,747
Carry forward general activity (UDA)	0
18/19 Contracted orthodontic activity (UOA)	0
Carry forward orthodontic activity (UOA)	0
Baseline contract value	£179,223.44

ACCESS*

Patients seen in 24 months	Total	Change since previous quarter
Quarter ending March 2018	2,721	
Quarter ending June 2018	2,646	↓
Quarter ending September 2018	2,625	→
Quarter ending December 2018	2,607	→
Quarter ending March 2019	2,555	↓
Variance since March 2018	(6.1%)	↓



ACTIVITY



Month	Adjusted Scheduled Activity (UDA)	
	2018	2019
April	217	224
May	642	857
June	1,084	1,171
July	1,728	1,888
August	2,271	2,403
September	2,850	2,841
October	3,382	3,347
November	4,070	3,912
December	4,607	4,452
January	5,125	5,138
February	5,815	5,708
March	6,388	6,327
April	6,653	6,594
May	6,656	6,594
June	6,656	6,594

QUALITY

	Quantity	Base Number	Contract	AT	Region	England
% of FP17s for the same patient ID Re-attending within 3 months - Children	73	1,040	7.0%	11.1%	11.5%	11.8%
% of FP17s for the same patient ID Re-attending within 3 months - Adults	611	2,778	22.0%	14.7%	15.2%	15.7%
% of FP17s for the same patient ID Re-attending between 3 & 9 months - Children	591	1,040	56.8%	58.0%	60.2%	58.9%
% of FP17s for the same patient ID Re-attending between 3 & 9 months - Adults	1,404	2,778	50.5%	48.6%	51.8%	50.8%
% of FP17s for Band 1 Urgent Courses	124	3,785	3.3%	8.7%	8.1%	9.1%
% of FP17s Relating to Free Repair or Replacements	30	3,785	0.8%	0.7%	0.8%	0.8%
% of FP17s Relating to Continuations	304	3,785	8.0%	0.8%	0.9%	0.9%
% of Patients satisfied with the dentistry they have received	1	1	N/A	94.2%	92.7%	92.5%
% of Patients satisfied with the time they had to wait for an appointment	1	1	N/A	85.1%	87.4%	87.0%

* This is based on patients treated on this contract for their most recent course of treatment. Figures in italics indicate the base number of FP17s or Patient Questionnaire responses are less than 100. N/A is shown where the base number of responses is less than 10 during the period. % is calculated as Quantity/Base number*100

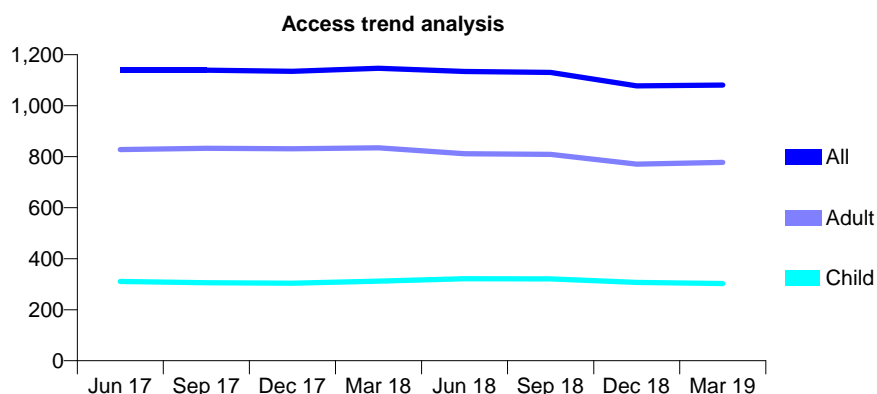
Q58 - Vital Signs At a Glance Contract Report for 625884/0001 - Year end March 2019

Name or company name	MR P JACKSON
Contract type name	GDS Contract
Purpose of contract	General
Contract start date	01/04/2006
Contract end date	

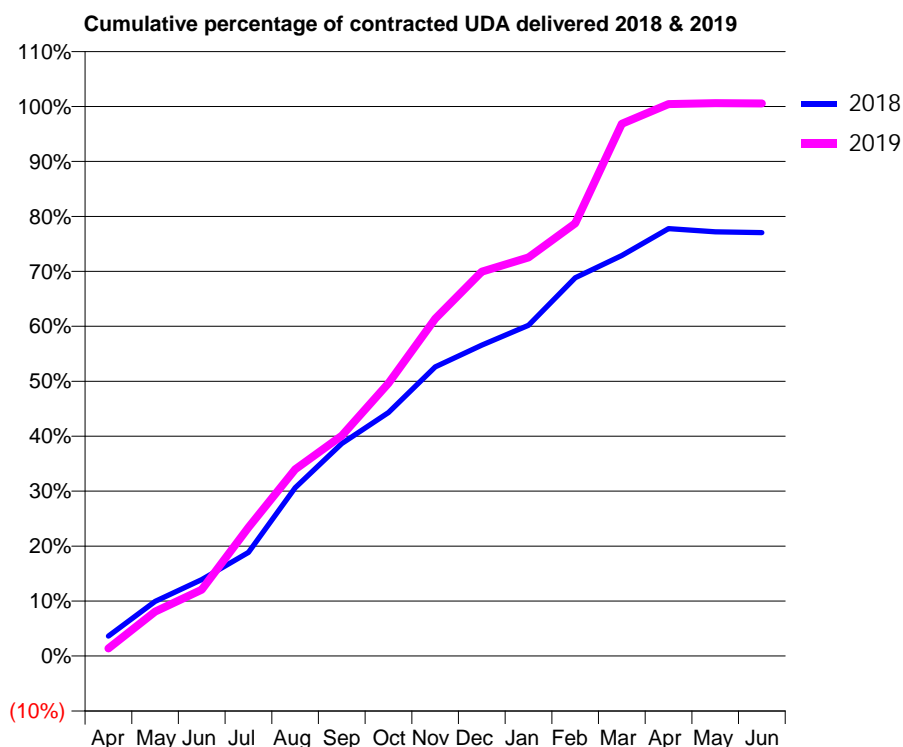
18/19 Contracted general activity (UDA)	2,069
Carry forward general activity (UDA)	0
18/19 Contracted orthodontic activity (UOA)	0
Carry forward orthodontic activity (UOA)	0
Baseline contract value	£52,295.44

ACCESS*

Patients seen in 24 months	Total	Change since previous quarter
Quarter ending March 2018	1,147	
Quarter ending June 2018	1,134	↓
Quarter ending September 2018	1,130	→
Quarter ending December 2018	1,078	↓
Quarter ending March 2019	1,081	→
Variance since March 2018	(5.8%)	↓



ACTIVITY



Month	Adjusted Scheduled Activity (UDA)	
	2018	2019
April	75	29
May	206	168
June	288	250
July	390	484
August	633	703
September	800	830
October	917	1,027
November	1,088	1,270
December	1,170	1,447
January	1,245	1,500
February	1,424	1,629
March	1,508	2,003
April	1,609	2,078
May	1,597	2,082
June	1,594	2,081

QUALITY

	Quantity	Base Number	Contract	AT	Region	England
% of FP17s for the same patient ID Re-attending within 3 months - Children	67	516	13.0%	11.1%	11.5%	11.8%
% of FP17s for the same patient ID Re-attending within 3 months - Adults	235	1,096	21.4%	14.7%	15.2%	15.7%
% of FP17s for the same patient ID Re-attending between 3 & 9 months - Children	316	516	61.2%	58.0%	60.2%	58.9%
% of FP17s for the same patient ID Re-attending between 3 & 9 months - Adults	558	1,096	50.9%	48.6%	51.8%	50.8%
% of FP17s for Band 1 Urgent Courses	131	994	13.2%	8.7%	8.1%	9.1%
% of FP17s Relating to Free Repair or Replacements	2	994	0.2%	0.7%	0.8%	0.8%
% of FP17s Relating to Continuations	3	994	0.3%	0.8%	0.9%	0.9%
% of Patients satisfied with the dentistry they have received	0	0	N/A	94.2%	92.7%	92.5%
% of Patients satisfied with the time they had to wait for an appointment	0	0	N/A	85.1%	87.4%	87.0%

* This is based on patients treated on this contract for their most recent course of treatment. Figures in italics indicate the base number of FP17s or Patient Questionnaire responses are less than 100. N/A is shown where the base number of responses is less than 10 during the period. % is calculated as Quantity/Base number*100

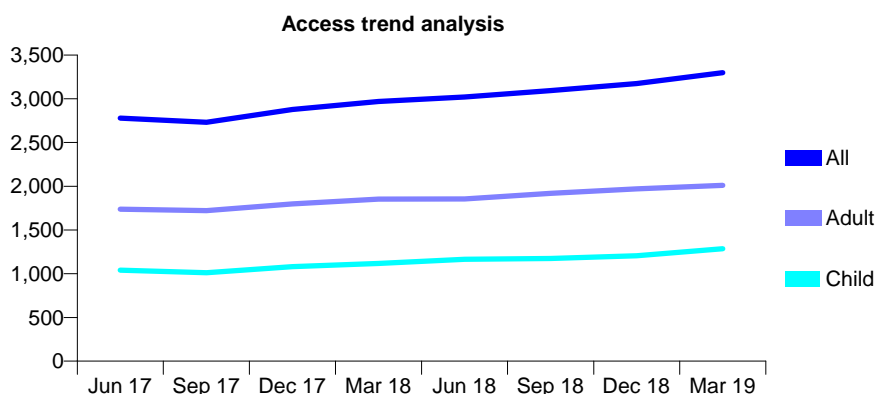
Q58 - Vital Signs At a Glance Contract Report for 631833/0001 - Year end March 2019

Name or company name	MR SM JAGSI
Contract type name	GDS Contract
Purpose of contract	General
Contract start date	01/04/2006
Contract end date	

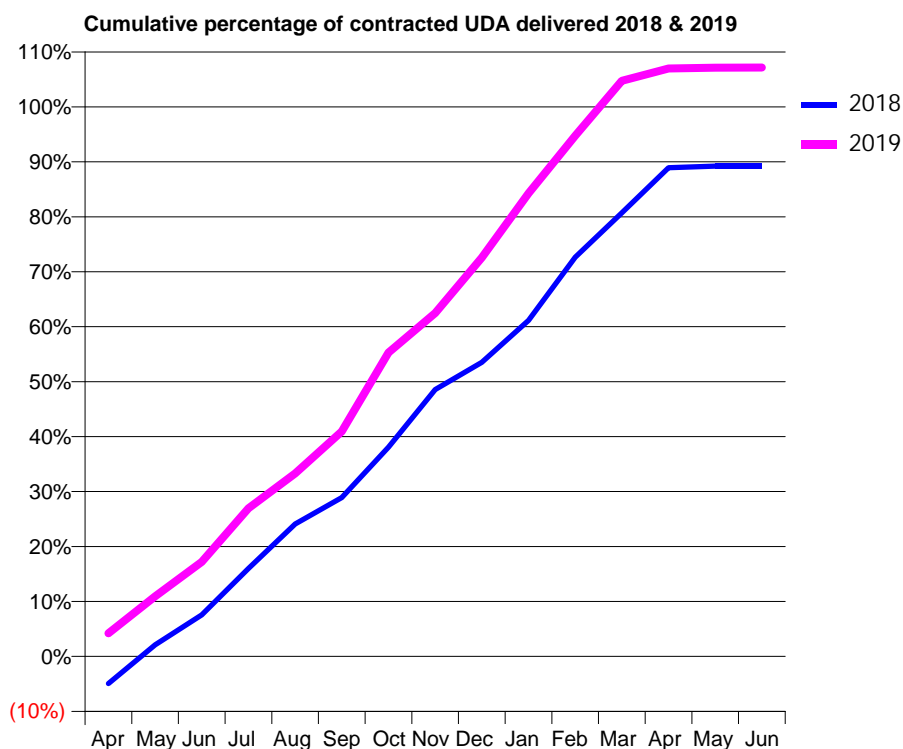
18/19 Contracted general activity (UDA)	10,312
Carry forward general activity (UDA)	0
18/19 Contracted orthodontic activity (UOA)	0
Carry forward orthodontic activity (UOA)	0
Baseline contract value	£328,489.27

ACCESS*

Patients seen in 24 months	Total	Change since previous quarter
Quarter ending March 2018	2,970	
Quarter ending June 2018	3,020	→
Quarter ending September 2018	3,093	↑
Quarter ending December 2018	3,175	↑
Quarter ending March 2019	3,298	↑
Variance since March 2018	11.0%	↑



ACTIVITY



Month	Adjusted Scheduled Activity (UDA)	
	2018	2019
April	-512	435
May	218	1,126
June	779	1,773
July	1,650	2,780
August	2,486	3,435
September	2,980	4,220
October	3,926	5,702
November	5,009	6,442
December	5,520	7,482
January	6,305	8,690
February	7,491	9,771
March	8,321	10,801
April	9,169	11,033
May	9,200	11,048
June	9,200	11,049

QUALITY

	Quantity	Base Number	Contract	AT	Region	England
% of FP17s for the same patient ID Re-attending within 3 months - Children	108	1,600	6.8%	11.1%	11.5%	11.8%
% of FP17s for the same patient ID Re-attending within 3 months - Adults	550	2,328	23.6%	14.7%	15.2%	15.7%
% of FP17s for the same patient ID Re-attending between 3 & 9 months - Children	640	1,600	40.0%	58.0%	60.2%	58.9%
% of FP17s for the same patient ID Re-attending between 3 & 9 months - Adults	611	2,328	26.2%	48.6%	51.8%	50.8%
% of FP17s for Band 1 Urgent Courses	715	3,810	18.8%	8.7%	8.1%	9.1%
% of FP17s Relating to Free Repair or Replacements	21	3,810	0.6%	0.7%	0.8%	0.8%
% of FP17s Relating to Continuations	41	3,810	1.1%	0.8%	0.9%	0.9%
% of Patients satisfied with the dentistry they have received	1	1	N/A	94.2%	92.7%	92.5%
% of Patients satisfied with the time they had to wait for an appointment	1	1	N/A	85.1%	87.4%	87.0%

* This is based on patients treated on this contract for their most recent course of treatment. Figures in italics indicate the base number of FP17s or Patient Questionnaire responses are less than 100. N/A is shown where the base number of responses is less than 10 during the period. % is calculated as Quantity/Base number*100

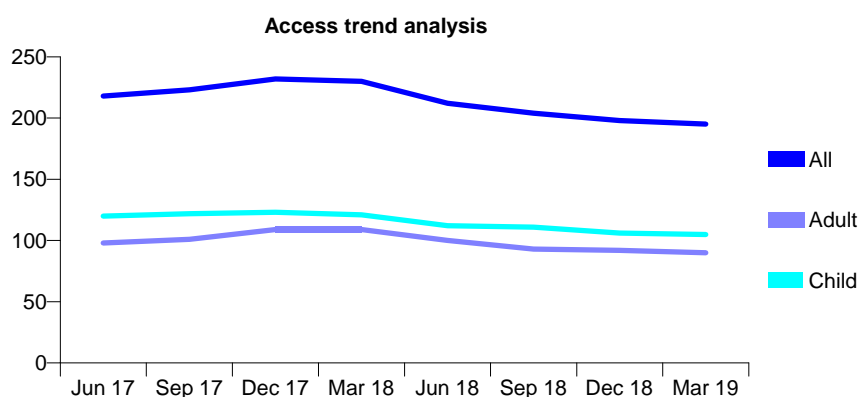
Q58 - Vital Signs At a Glance Contract Report for 636525/0001 - Year end March 2019

Name or company name	MR RH GANATRA
Contract type name	GDS Contract
Purpose of contract	General
Contract start date	01/04/2006
Contract end date	

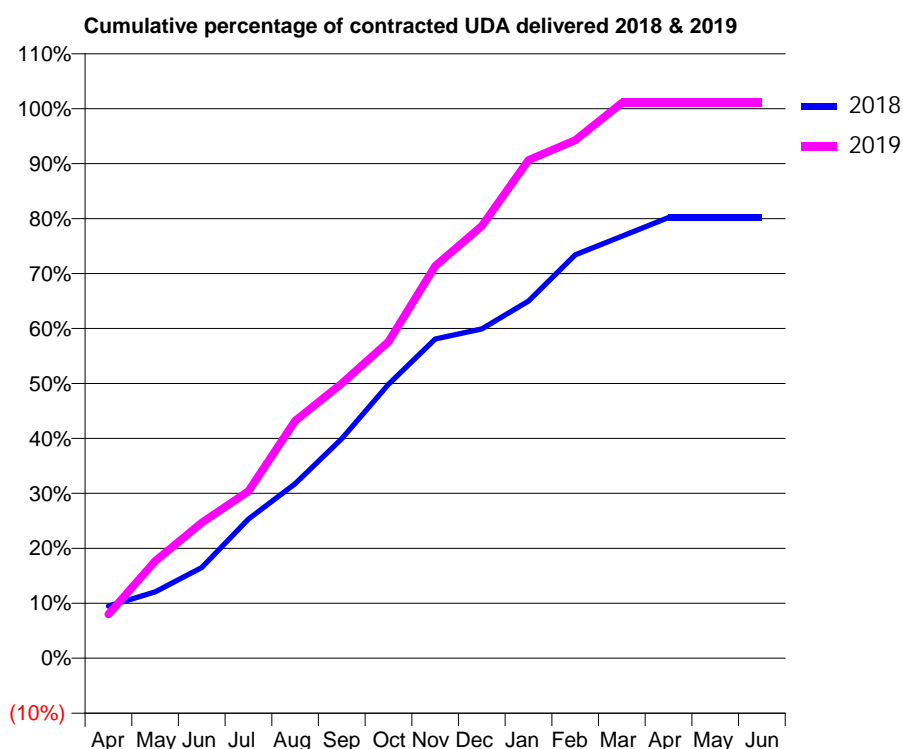
18/19 Contracted general activity (UDA)	250
Carry forward general activity (UDA)	0
18/19 Contracted orthodontic activity (UOA)	0
Carry forward orthodontic activity (UOA)	0
Baseline contract value	£7,149.11

ACCESS*

Patients seen in 24 months	Total	Change since previous quarter
Quarter ending March 2018	230	
Quarter ending June 2018	212	↓
Quarter ending September 2018	204	↓
Quarter ending December 2018	198	↓
Quarter ending March 2019	195	↓
Variance since March 2018	(15.2%)	↓



ACTIVITY



Month	2018	2019
April	47	20
May	60	44
June	83	62
July	127	76
August	159	108
September	200	125
October	249	144
November	290	178
December	300	197
January	325	227
February	367	236
March	384	253
April	401	253
May	401	253
June	401	253

QUALITY

	Quantity	Base Number	Contract	AT	Region	England
% of FP17s for the same patient ID Re-attending within 3 months - Children	2	122	1.6%	11.1%	11.5%	11.8%
% of FP17s for the same patient ID Re-attending within 3 months - Adults	4	83	4.8%	14.7%	15.2%	15.7%
% of FP17s for the same patient ID Re-attending between 3 & 9 months - Children	64	122	52.5%	58.0%	60.2%	58.9%
% of FP17s for the same patient ID Re-attending between 3 & 9 months - Adults	48	83	57.8%	48.6%	51.8%	50.8%
% of FP17s for Band 1 Urgent Courses	8	199	4.0%	8.7%	8.1%	9.1%
% of FP17s Relating to Free Repair or Replacements	1	199	0.5%	0.7%	0.8%	0.8%
% of FP17s Relating to Continuations	0	199	0.0%	0.8%	0.9%	0.9%
% of Patients satisfied with the dentistry they have received	0	0	N/A	94.2%	92.7%	92.5%
% of Patients satisfied with the time they had to wait for an appointment	0	0	N/A	85.1%	87.4%	87.0%

* This is based on patients treated on this contract for their most recent course of treatment.

Figures in italics indicate the base number of FP17s or Patient Questionnaire responses are less than 100. N/A is shown where the base number of responses is less than 10 during the period. % is calculated as Quantity/Base number*100

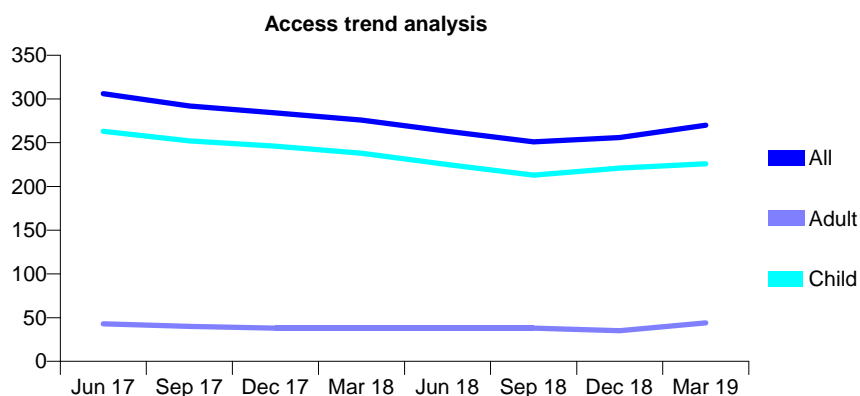
Q58 - Vital Signs At a Glance Contract Report for 638439/0001 - Year end March 2019

Name or company name	MR B MILIJIC
Contract type name	GDS Contract
Purpose of contract	General
Contract start date	01/04/2006
Contract end date	

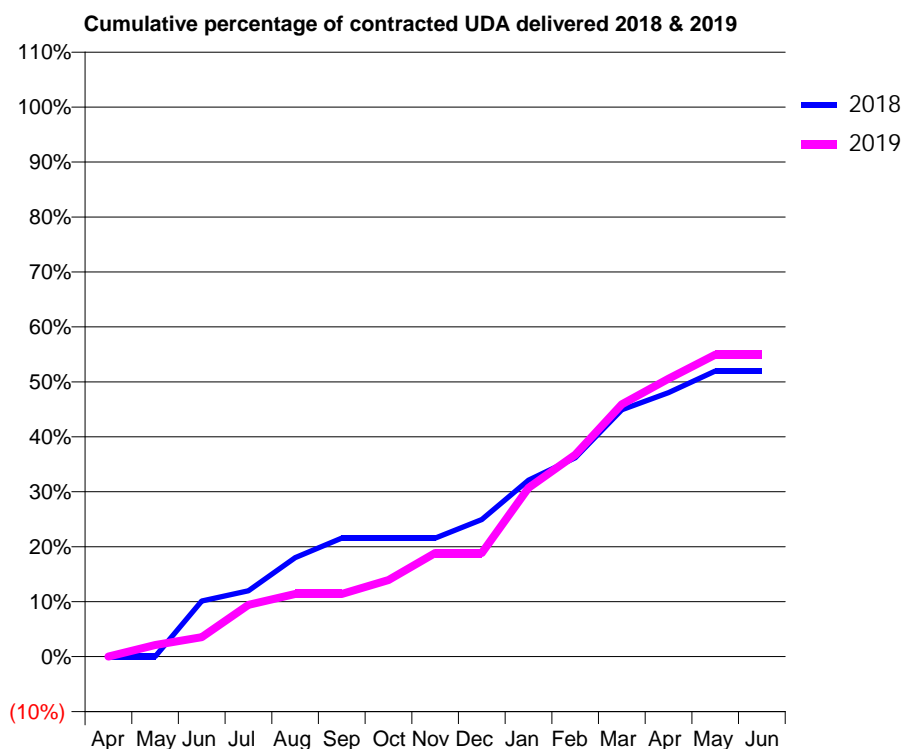
18/19 Contracted general activity (UDA)	710
Carry forward general activity (UDA)	0
18/19 Contracted orthodontic activity (UOA)	0
Carry forward orthodontic activity (UOA)	0
Baseline contract value	£18,469.54

ACCESS*

Patients seen in 24 months	Total	Change since previous quarter
Quarter ending March 2018	276	
Quarter ending June 2018	263	↓
Quarter ending September 2018	251	↓
Quarter ending December 2018	256	→
Quarter ending March 2019	270	↑
Variance since March 2018	(2.2%)	↓



ACTIVITY



Month	Adjusted Scheduled Activity (UDA)	
	2018	2019
April	0	0
May	0	15
June	72	25
July	85	67
August	128	81
September	153	81
October	153	99
November	153	134
December	177	134
January	228	218
February	257	261
March	319	326
April	341	359
May	369	390
June	369	390

QUALITY

	Quantity	Base Number	Contract	AT	Region	England
% of FP17s for the same patient ID Re-attending within 3 months - Children	26	309	8.4%	11.1%	11.5%	11.8%
% of FP17s for the same patient ID Re-attending within 3 months - Adults	1	18	5.6%	14.7%	15.2%	15.7%
% of FP17s for the same patient ID Re-attending between 3 & 9 months - Children	133	309	43.0%	58.0%	60.2%	58.9%
% of FP17s for the same patient ID Re-attending between 3 & 9 months - Adults	10	18	55.6%	48.6%	51.8%	50.8%
% of FP17s for Band 1 Urgent Courses	0	332	0.0%	8.7%	8.1%	9.1%
% of FP17s Relating to Free Repair or Replacements	0	332	0.0%	0.7%	0.8%	0.8%
% of FP17s Relating to Continuations	0	332	0.0%	0.8%	0.9%	0.9%
% of Patients satisfied with the dentistry they have received	0	0	N/A	94.2%	92.7%	92.5%
% of Patients satisfied with the time they had to wait for an appointment	0	0	N/A	85.1%	87.4%	87.0%

* This is based on patients treated on this contract for their most recent course of treatment. Figures in italics indicate the base number of FP17s or Patient Questionnaire responses are less than 100. N/A is shown where the base number of responses is less than 10 during the period. % is calculated as Quantity/Base number*100

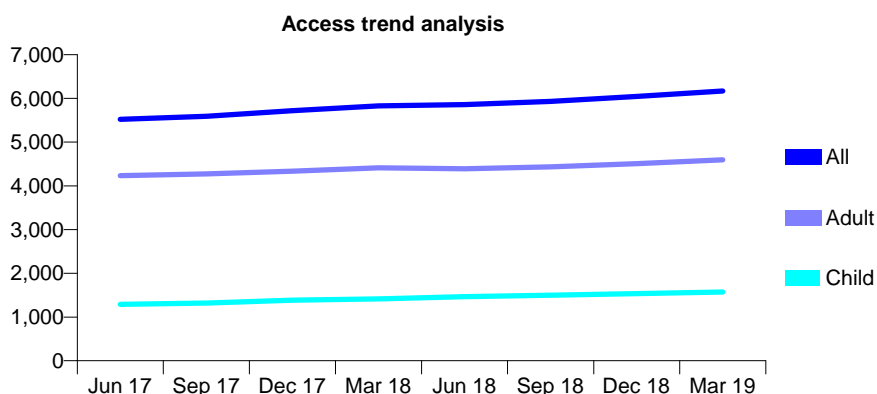
Q58 - Vital Signs At a Glance Contract Report for 643920/0001 - Year end March 2019

Name or company name	MISS TA HAKIMJI
Contract type name	GDS Contract
Purpose of contract	General
Contract start date	01/03/2012
Contract end date	

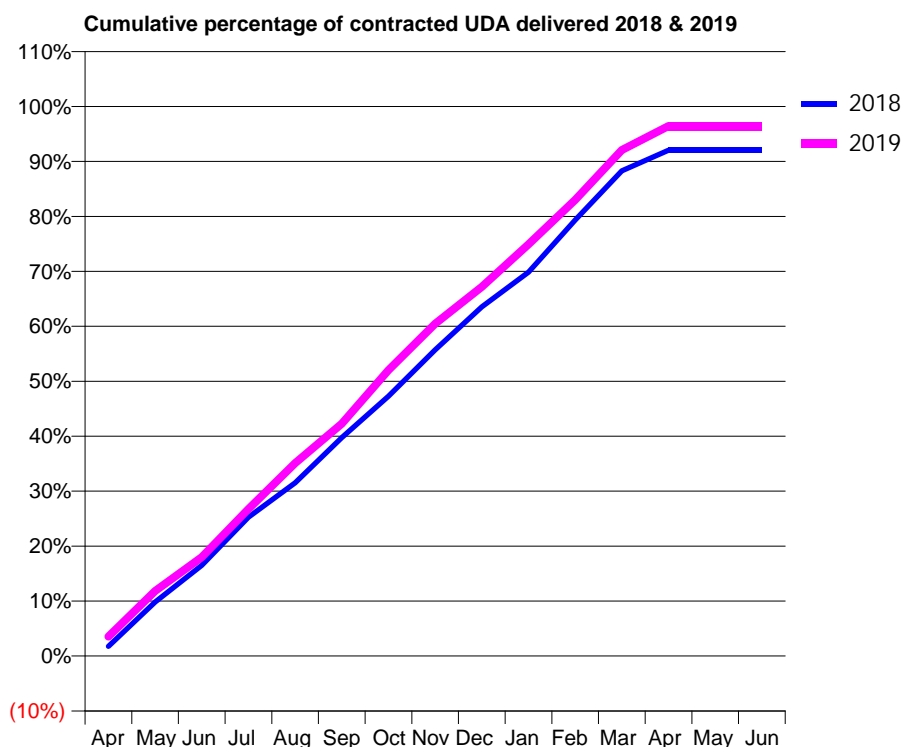
18/19 Contracted general activity (UDA)	18,255
Carry forward general activity (UDA)	0
18/19 Contracted orthodontic activity (UOA)	0
Carry forward orthodontic activity (UOA)	0
Baseline contract value	£423,259.49

ACCESS*

Patients seen in 24 months	Total	Change since previous quarter
Quarter ending March 2018	5,826	
Quarter ending June 2018	5,859	→
Quarter ending September 2018	5,930	→
Quarter ending December 2018	6,043	→
Quarter ending March 2019	6,168	↑
Variance since March 2018	5.9%	↑



ACTIVITY



Month	Adjusted Scheduled Activity (UDA)	
	2018	2019
April	323	651
May	1,798	2,161
June	3,008	3,284
July	4,615	4,883
August	5,756	6,408
September	7,256	7,717
October	8,632	9,500
November	10,172	11,043
December	11,595	12,263
January	12,752	13,679
February	14,484	15,153
March	16,120	16,808
April	16,800	17,606
May	16,800	17,607
June	16,799	17,607

QUALITY

	Quantity	Base Number	Contract	AT	Region	England
% of FP17s for the same patient ID Re-attending within 3 months - Children	299	2,826	10.6%	11.1%	11.5%	11.8%
% of FP17s for the same patient ID Re-attending within 3 months - Adults	743	7,040	10.6%	14.7%	15.2%	15.7%
% of FP17s for the same patient ID Re-attending between 3 & 9 months - Children	1,889	2,826	66.8%	58.0%	60.2%	58.9%
% of FP17s for the same patient ID Re-attending between 3 & 9 months - Adults	4,563	7,040	64.8%	48.6%	51.8%	50.8%
% of FP17s for Band 1 Urgent Courses	531	9,919	5.4%	8.7%	8.1%	9.1%
% of FP17s Relating to Free Repair or Replacements	31	9,919	0.3%	0.7%	0.8%	0.8%
% of FP17s Relating to Continuations	89	9,919	0.9%	0.8%	0.9%	0.9%
% of Patients satisfied with the dentistry they have received	0	0	N/A	94.2%	92.7%	92.5%
% of Patients satisfied with the time they had to wait for an appointment	0	0	N/A	85.1%	87.4%	87.0%

* This is based on patients treated on this contract for their most recent course of treatment. Figures in italics indicate the base number of FP17s or Patient Questionnaire responses are less than 100. N/A is shown where the base number of responses is less than 10 during the period. % is calculated as Quantity/Base number*100

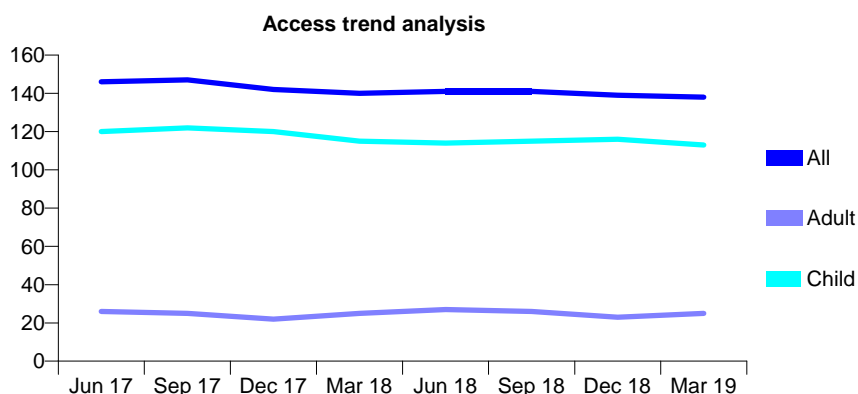
Q58 - Vital Signs At a Glance Contract Report for 649481/0001 - Year end March 2019

Name or company name	MISS M DYTHAM
Contract type name	GDS Contract
Purpose of contract	General
Contract start date	01/04/2006
Contract end date	

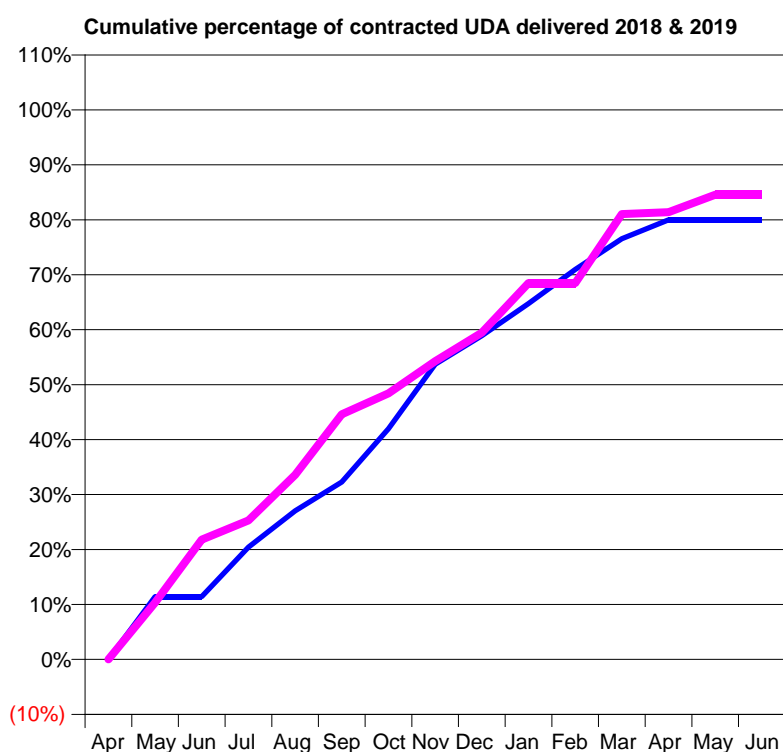
18/19 Contracted general activity (UDA)	290
Carry forward general activity (UDA)	0
18/19 Contracted orthodontic activity (UOA)	0
Carry forward orthodontic activity (UOA)	0
Baseline contract value	£6,551.32

ACCESS*

Patients seen in 24 months	Total	Change since previous quarter
Quarter ending March 2018	140	
Quarter ending June 2018	141	→
Quarter ending September 2018	141	→
Quarter ending December 2018	139	↓
Quarter ending March 2019	138	→
Variance since March 2018	(1.4%)	↓



ACTIVITY



Month	Adjusted Scheduled Activity (UDA)	
	2018	2019
April	0	0
May	33	30
June	33	63
July	59	73
August	78	97
September	94	129
October	122	140
November	156	157
December	171	172
January	188	199
February	206	199
March	222	235
April	232	236
May	232	245
June	232	245

QUALITY

	Quantity	Base Number	Contract	AT	Region	England
% of FP17s for the same patient ID Re-attending within 3 months - Children	4	186	2.2%	11.1%	11.5%	11.8%
% of FP17s for the same patient ID Re-attending within 3 months - Adults	0	12	0.0%	14.7%	15.2%	15.7%
% of FP17s for the same patient ID Re-attending between 3 & 9 months - Children	138	186	74.2%	58.0%	60.2%	58.9%
% of FP17s for the same patient ID Re-attending between 3 & 9 months - Adults	8	12	66.7%	48.6%	51.8%	50.8%
% of FP17s for Band 1 Urgent Courses	6	201	3.0%	8.7%	8.1%	9.1%
% of FP17s Relating to Free Repair or Replacements	0	201	0.0%	0.7%	0.8%	0.8%
% of FP17s Relating to Continuations	0	201	0.0%	0.8%	0.9%	0.9%
% of Patients satisfied with the dentistry they have received	0	0	N/A	94.2%	92.7%	92.5%
% of Patients satisfied with the time they had to wait for an appointment	0	0	N/A	85.1%	87.4%	87.0%

* This is based on patients treated on this contract for their most recent course of treatment. Figures in italics indicate the base number of FP17s or Patient Questionnaire responses are less than 100. N/A is shown where the base number of responses is less than 10 during the period. % is calculated as Quantity/Base number*100

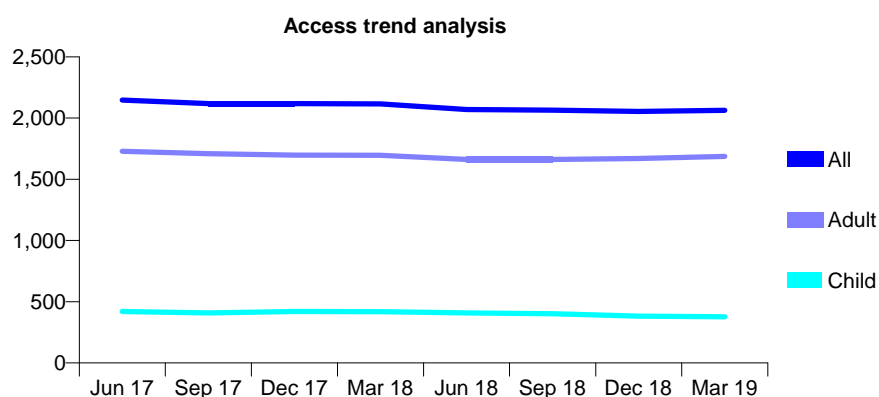
Q58 - Vital Signs At a Glance Contract Report for 650692/0001 - Year end March 2019

Name or company name	MR AE DEITSCH
Contract type name	GDS Contract
Purpose of contract	General
Contract start date	01/04/2006
Contract end date	

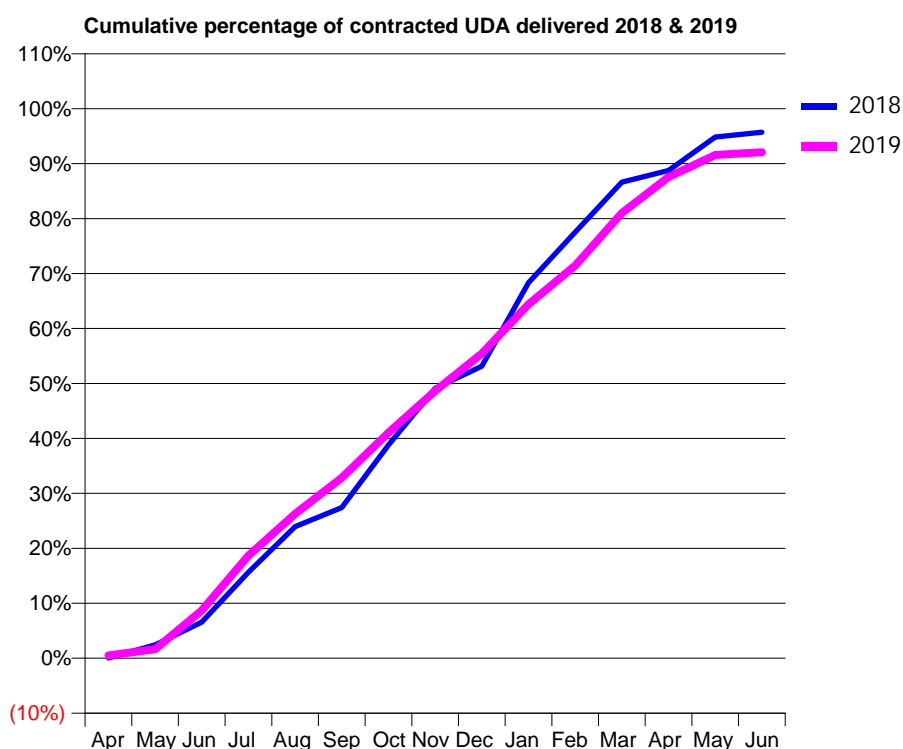
18/19 Contracted general activity (UDA)	6,885
Carry forward general activity (UDA)	0
18/19 Contracted orthodontic activity (UOA)	0
Carry forward orthodontic activity (UOA)	0
Baseline contract value	£176,318.71

ACCESS*

Patients seen in 24 months	Total	Change since previous quarter
Quarter ending March 2018	2,116	
Quarter ending June 2018	2,070	↓
Quarter ending September 2018	2,065	→
Quarter ending December 2018	2,054	→
Quarter ending March 2019	2,064	→
Variance since March 2018	(2.5%)	↓



ACTIVITY



Month	Adjusted Scheduled Activity (UDA)	
	2018	2019
April	3	36
May	168	114
June	452	599
July	1,079	1,286
August	1,650	1,811
September	1,887	2,262
October	2,672	2,826
November	3,382	3,349
December	3,658	3,817
January	4,705	4,435
February	5,338	4,920
March	5,964	5,576
April	6,112	6,030
May	6,528	6,305
June	6,589	6,338

QUALITY

	Quantity	Base Number	Contract	AT	Region	England
% of FP17s for the same patient ID Re-attending within 3 months - Children	46	489	9.4%	11.1%	11.5%	11.8%
% of FP17s for the same patient ID Re-attending within 3 months - Adults	473	2,317	20.4%	14.7%	15.2%	15.7%
% of FP17s for the same patient ID Re-attending between 3 & 9 months - Children	232	489	47.4%	58.0%	60.2%	58.9%
% of FP17s for the same patient ID Re-attending between 3 & 9 months - Adults	1,032	2,317	44.5%	48.6%	51.8%	50.8%
% of FP17s for Band 1 Urgent Courses	344	2,896	11.9%	8.7%	8.1%	9.1%
% of FP17s Relating to Free Repair or Replacements	48	2,896	1.7%	0.7%	0.8%	0.8%
% of FP17s Relating to Continuations	63	2,896	2.2%	0.8%	0.9%	0.9%
% of Patients satisfied with the dentistry they have received	0	0	N/A	94.2%	92.7%	92.5%
% of Patients satisfied with the time they had to wait for an appointment	0	0	N/A	85.1%	87.4%	87.0%

* This is based on patients treated on this contract for their most recent course of treatment.

Figures in italics indicate the base number of FP17s or Patient Questionnaire responses are less than 100. N/A is shown where the base number of responses is less than 10 during the period. % is calculated as Quantity/Base number*100

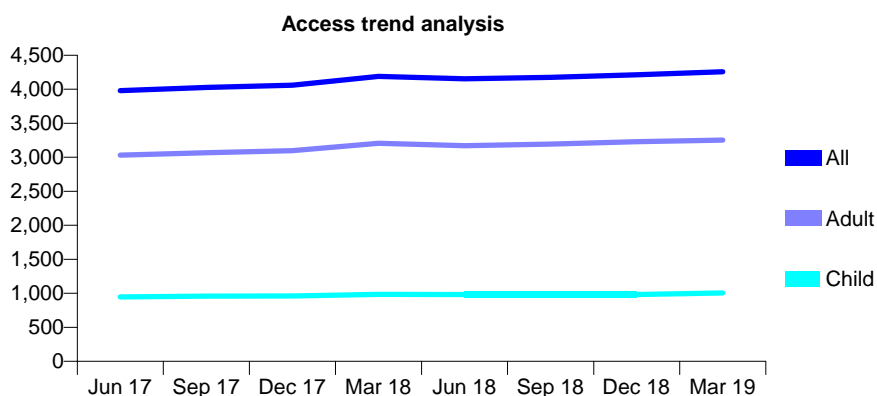
Q58 - Vital Signs At a Glance Contract Report for 657050/0001 - Year end March 2019

Name or company name	MR ME FRIEDMANN
Contract type name	GDS Contract
Purpose of contract	General
Contract start date	01/04/2006
Contract end date	

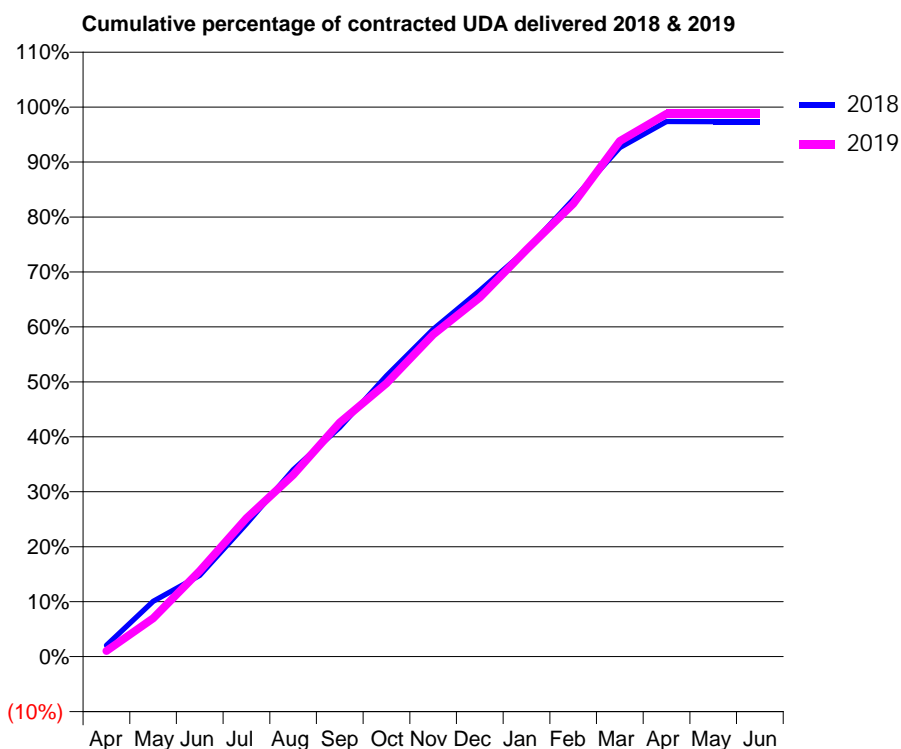
18/19 Contracted general activity (UDA)	11,624
Carry forward general activity (UDA)	308
18/19 Contracted orthodontic activity (UOA)	0
Carry forward orthodontic activity (UOA)	0
Baseline contract value	£287,750.13

ACCESS*

Patients seen in 24 months	Total	Change since previous quarter
Quarter ending March 2018	4,189	
Quarter ending June 2018	4,153	→
Quarter ending September 2018	4,176	→
Quarter ending December 2018	4,212	→
Quarter ending March 2019	4,258	→
Variance since March 2018	1.6%	→



ACTIVITY



Month	Adjusted Scheduled Activity (UDA)	
	2018	2019
April	238	119
May	1,170	811
June	1,719	1,813
July	2,808	2,926
August	3,953	3,844
September	4,851	4,952
October	5,940	5,780
November	6,924	6,813
December	7,743	7,595
January	8,608	8,607
February	9,671	9,579
March	10,765	10,908
April	11,318	11,480
May	11,316	11,479
June	11,316	11,480

QUALITY

	Quantity	Base Number	Contract	AT	Region	England
% of FP17s for the same patient ID Re-attending within 3 months - Children	148	1,605	9.2%	11.1%	11.5%	11.8%
% of FP17s for the same patient ID Re-attending within 3 months - Adults	677	5,010	13.5%	14.7%	15.2%	15.7%
% of FP17s for the same patient ID Re-attending between 3 & 9 months - Children	995	1,605	62.0%	58.0%	60.2%	58.9%
% of FP17s for the same patient ID Re-attending between 3 & 9 months - Adults	3,203	5,010	63.9%	48.6%	51.8%	50.8%
% of FP17s for Band 1 Urgent Courses	681	6,596	10.3%	8.7%	8.1%	9.1%
% of FP17s Relating to Free Repair or Replacements	65	6,596	1.0%	0.7%	0.8%	0.8%
% of FP17s Relating to Continuations	38	6,596	0.6%	0.8%	0.9%	0.9%
% of Patients satisfied with the dentistry they have received	1	1	N/A	94.2%	92.7%	92.5%
% of Patients satisfied with the time they had to wait for an appointment	1	1	N/A	85.1%	87.4%	87.0%

* This is based on patients treated on this contract for their most recent course of treatment. Figures in italics indicate the base number of FP17s or Patient Questionnaire responses are less than 100. N/A is shown where the base number of responses is less than 10 during the period. % is calculated as Quantity/Base number*100

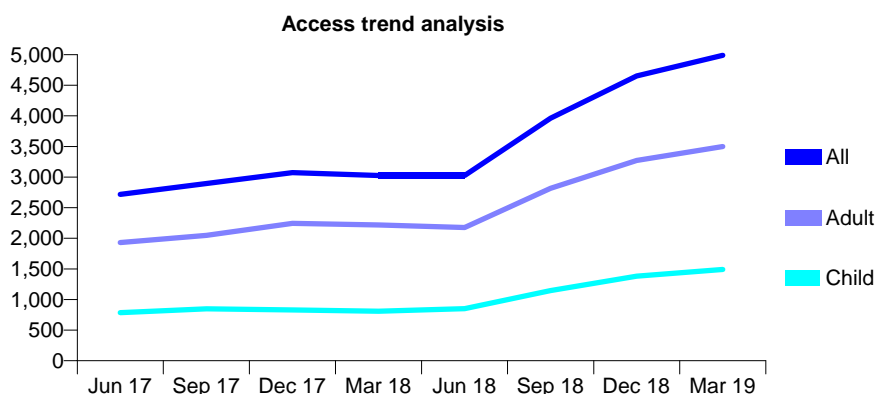
Q58 - Vital Signs At a Glance Contract Report for 658189/0002 - Year end March 2019

Name or company name	Broughton Dental Practice
Contract type name	GDS Contract
Purpose of contract	General
Contract start date	01/04/2007
Contract end date	

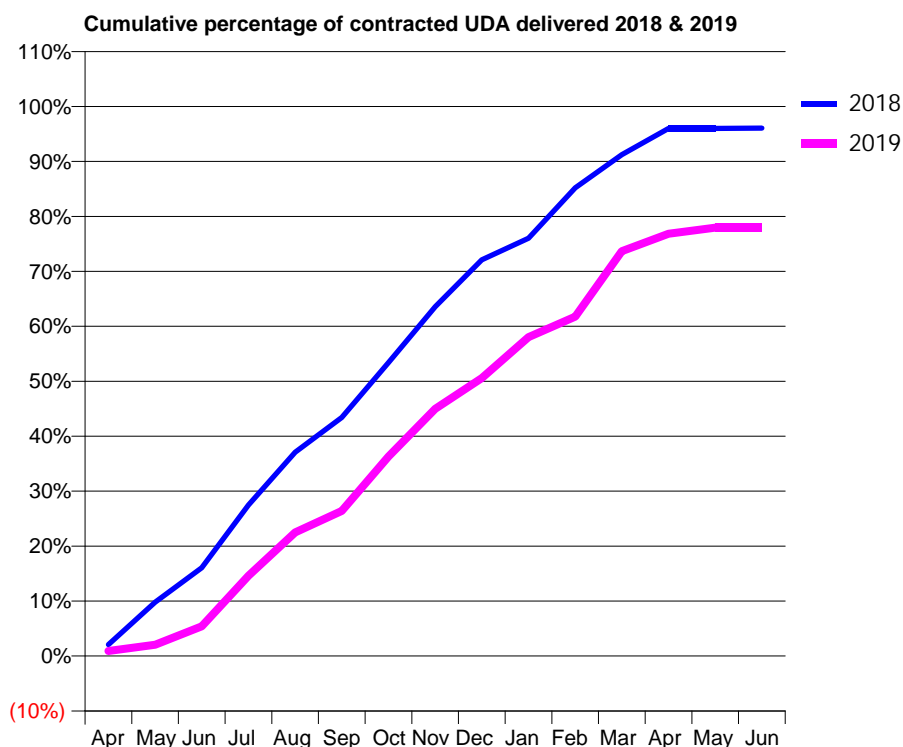
18/19 Contracted general activity (UDA)	13,686
Carry forward general activity (UDA)	0
18/19 Contracted orthodontic activity (UOA)	0
Carry forward orthodontic activity (UOA)	0
Baseline contract value	£302,506.43

ACCESS*

Patients seen in 24 months	Total	Change since previous quarter
Quarter ending March 2018	3,028	
Quarter ending June 2018	3,026	→
Quarter ending September 2018	3,962	↑
Quarter ending December 2018	4,653	↑
Quarter ending March 2019	4,991	↑
Variance since March 2018	64.8%	↑



ACTIVITY



Month	Adjusted Scheduled Activity (UDA)	
	2018	2019
April	165	126
May	773	280
June	1,267	738
July	2,167	2,001
August	2,924	3,079
September	3,422	3,616
October	4,209	4,970
November	5,012	6,157
December	5,682	6,923
January	5,992	7,943
February	6,715	8,449
March	7,191	10,082
April	7,569	10,516
May	7,569	10,670
June	7,572	10,670

QUALITY

	Quantity	Base Number	Contract	AT	Region	England
% of FP17s for the same patient ID Re-attending within 3 months - Children	112	2,158	5.2%	11.1%	11.5%	11.8%
% of FP17s for the same patient ID Re-attending within 3 months - Adults	614	4,592	13.4%	14.7%	15.2%	15.7%
% of FP17s for the same patient ID Re-attending between 3 & 9 months - Children	755	2,158	35.0%	58.0%	60.2%	58.9%
% of FP17s for the same patient ID Re-attending between 3 & 9 months - Adults	1,680	4,592	36.6%	48.6%	51.8%	50.8%
% of FP17s for Band 1 Urgent Courses	600	6,934	8.7%	8.7%	8.1%	9.1%
% of FP17s Relating to Free Repair or Replacements	63	6,934	0.9%	0.7%	0.8%	0.8%
% of FP17s Relating to Continuations	23	6,934	0.3%	0.8%	0.9%	0.9%
% of Patients satisfied with the dentistry they have received	0	0	N/A	94.2%	92.7%	92.5%
% of Patients satisfied with the time they had to wait for an appointment	0	0	N/A	85.1%	87.4%	87.0%

* This is based on patients treated on this contract for their most recent course of treatment.

Figures in italics indicate the base number of FP17s or Patient Questionnaire responses are less than 100. N/A is shown where the base number of responses is less than 10 during the period. % is calculated as Quantity/Base number*100

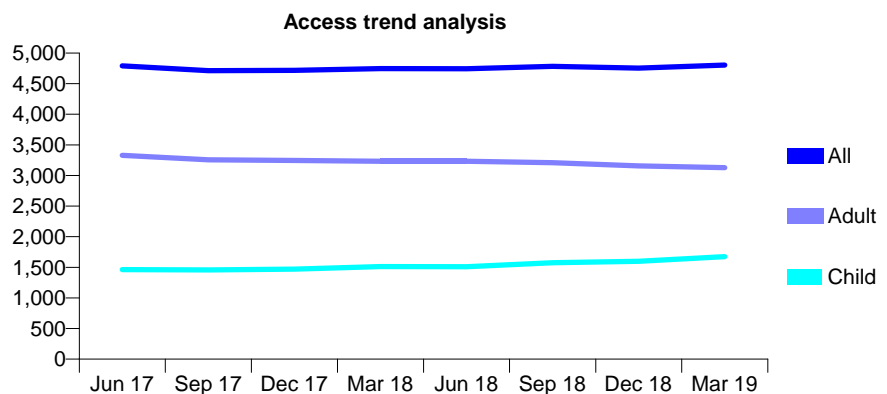
Q58 - Vital Signs At a Glance Contract Report for 658332/0001 - Year end March 2019

Name or company name	MR SN PATEL
Contract type name	GDS Contract
Purpose of contract	General
Contract start date	01/04/2006
Contract end date	

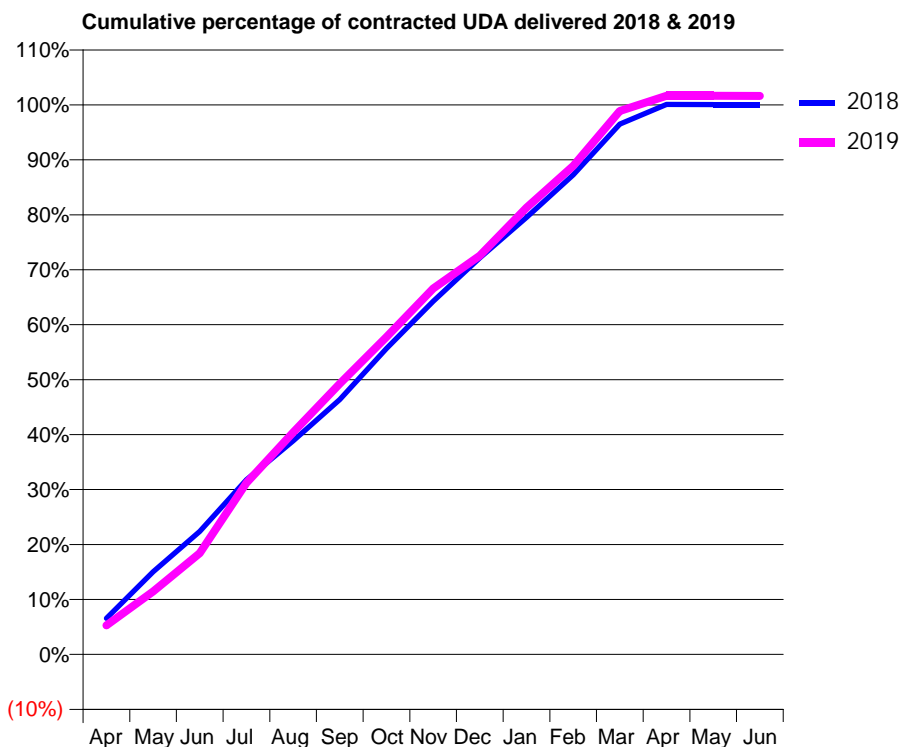
18/19 Contracted general activity (UDA)	13,020
Carry forward general activity (UDA)	-4
18/19 Contracted orthodontic activity (UOA)	0
Carry forward orthodontic activity (UOA)	0
Baseline contract value	£395,594.12

ACCESS*

Patients seen in 24 months	Total	Change since previous quarter
Quarter ending March 2018	4,746	
Quarter ending June 2018	4,743	→
Quarter ending September 2018	4,784	→
Quarter ending December 2018	4,754	→
Quarter ending March 2019	4,802	→
Variance since March 2018	1.2%	→



ACTIVITY



Month	Adjusted Scheduled Activity (UDA)	
	2018	2019
April	854	688
May	1,961	1,493
June	2,916	2,399
July	4,139	4,061
August	5,059	5,262
September	6,039	6,412
October	7,250	7,522
November	8,365	8,672
December	9,394	9,447
January	10,352	10,582
February	11,361	11,574
March	12,562	12,873
April	13,029	13,233
May	13,026	13,233
June	13,024	13,232

QUALITY

	Quantity	Base Number	Contract	AT	Region	England
% of FP17s for the same patient ID Re-attending within 3 months - Children	181	2,301	7.9%	11.1%	11.5%	11.8%
% of FP17s for the same patient ID Re-attending within 3 months - Adults	570	4,034	14.1%	14.7%	15.2%	15.7%
% of FP17s for the same patient ID Re-attending between 3 & 9 months - Children	1,116	2,301	48.5%	58.0%	60.2%	58.9%
% of FP17s for the same patient ID Re-attending between 3 & 9 months - Adults	2,038	4,034	50.5%	48.6%	51.8%	50.8%
% of FP17s for Band 1 Urgent Courses	664	6,289	10.6%	8.7%	8.1%	9.1%
% of FP17s Relating to Free Repair or Replacements	28	6,289	0.4%	0.7%	0.8%	0.8%
% of FP17s Relating to Continuations	15	6,289	0.2%	0.8%	0.9%	0.9%
% of Patients satisfied with the dentistry they have received	1	1	N/A	94.2%	92.7%	92.5%
% of Patients satisfied with the time they had to wait for an appointment	0	1	N/A	85.1%	87.4%	87.0%

* This is based on patients treated on this contract for their most recent course of treatment. Figures in italics indicate the base number of FP17s or Patient Questionnaire responses are less than 100. N/A is shown where the base number of responses is less than 10 during the period. % is calculated as Quantity/Base number*100

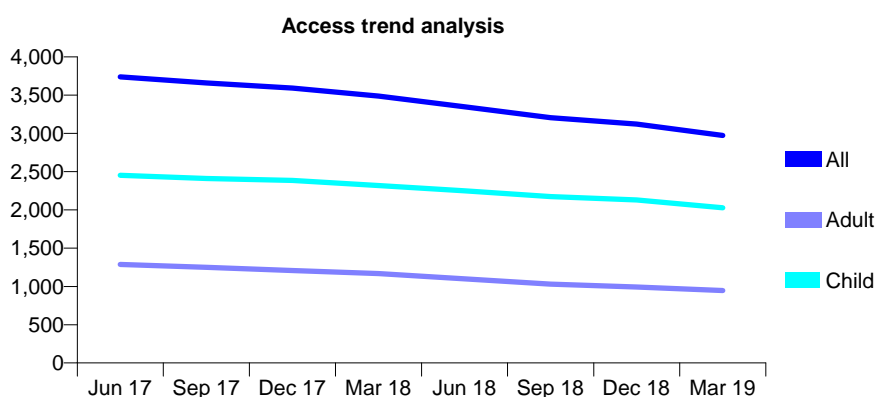
Q58 - Vital Signs At a Glance Contract Report for 660035/0001 - Year end March 2019

Name or company name	MISS PE DESMOND
Contract type name	GDS Contract
Purpose of contract	General
Contract start date	01/04/2006
Contract end date	

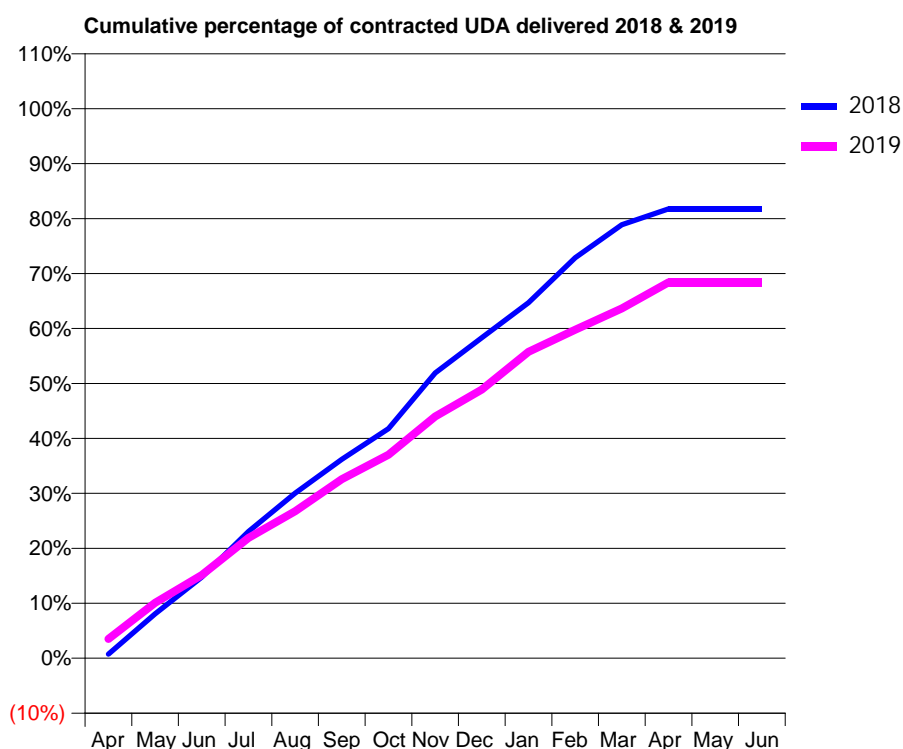
18/19 Contracted general activity (UDA)	9,000
Carry forward general activity (UDA)	0
18/19 Contracted orthodontic activity (UOA)	0
Carry forward orthodontic activity (UOA)	0
Baseline contract value	£231,515.78

ACCESS*

Patients seen in 24 months	Total	Change since previous quarter
Quarter ending March 2018	3,487	
Quarter ending June 2018	3,348	↓
Quarter ending September 2018	3,204	↓
Quarter ending December 2018	3,123	↓
Quarter ending March 2019	2,973	↓
Variance since March 2018	(14.7%)	↓



ACTIVITY



Month	Adjusted Scheduled Activity (UDA)	
	2018	2019
April	66	317
May	729	907
June	1,327	1,363
July	2,074	1,971
August	2,704	2,407
September	3,257	2,932
October	3,760	3,332
November	4,673	3,959
December	5,250	4,399
January	5,821	5,017
February	6,559	5,380
March	7,100	5,727
April	7,358	6,156
May	7,358	6,156
June	7,358	6,156

QUALITY

	Quantity	Base Number	Contract	AT	Region	England
% of FP17s for the same patient ID Re-attending within 3 months - Children	155	2,828	5.5%	11.1%	11.5%	11.8%
% of FP17s for the same patient ID Re-attending within 3 months - Adults	217	1,002	21.7%	14.7%	15.2%	15.7%
% of FP17s for the same patient ID Re-attending between 3 & 9 months - Children	1,591	2,828	56.3%	58.0%	60.2%	58.9%
% of FP17s for the same patient ID Re-attending between 3 & 9 months - Adults	561	1,002	56.0%	48.6%	51.8%	50.8%
% of FP17s for Band 1 Urgent Courses	151	3,917	3.9%	8.7%	8.1%	9.1%
% of FP17s Relating to Free Repair or Replacements	0	3,917	0.0%	0.7%	0.8%	0.8%
% of FP17s Relating to Continuations	80	3,917	2.0%	0.8%	0.9%	0.9%
% of Patients satisfied with the dentistry they have received	1	1	N/A	94.2%	92.7%	92.5%
% of Patients satisfied with the time they had to wait for an appointment	1	1	N/A	85.1%	87.4%	87.0%

* This is based on patients treated on this contract for their most recent course of treatment.

Figures in italics indicate the base number of FP17s or Patient Questionnaire responses are less than 100. N/A is shown where the base number of responses is less than 10 during the period. % is calculated as Quantity/Base number*100

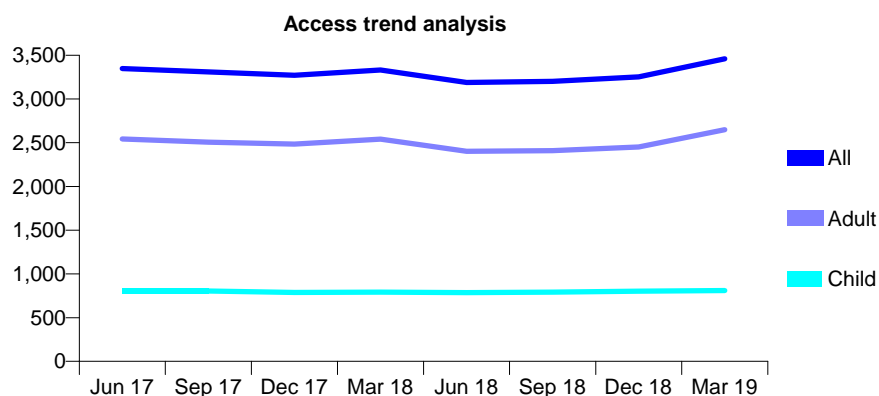
Q58 - Vital Signs At a Glance Contract Report for 660361/0001 - Year end March 2019

Name or company name	MRS SK RAJANI
Contract type name	GDS Contract
Purpose of contract	General
Contract start date	01/04/2006
Contract end date	

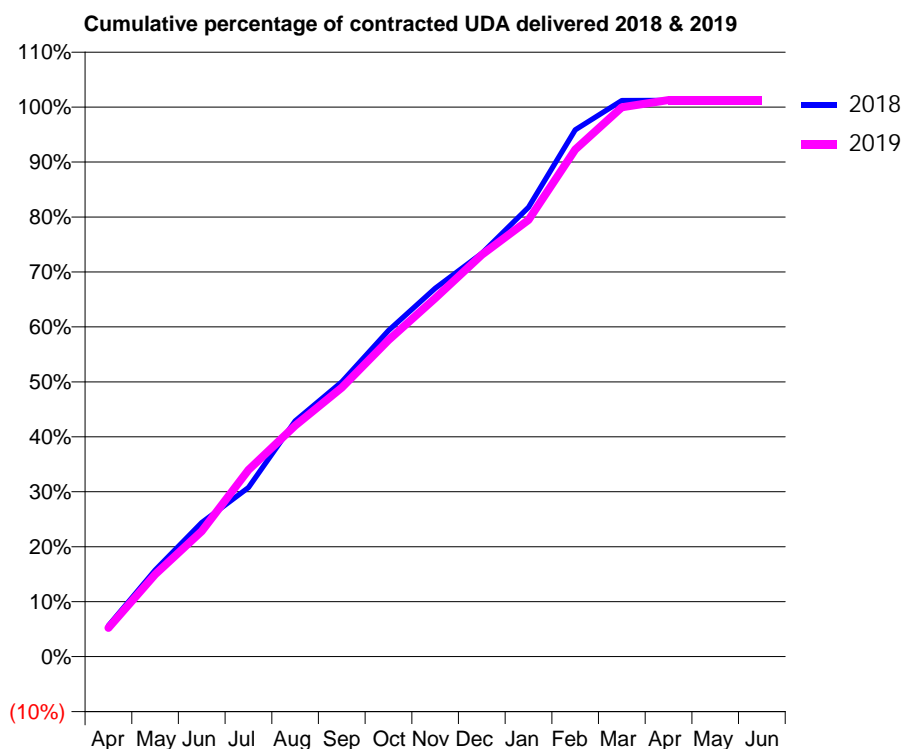
18/19 Contracted general activity (UDA)	11,012
Carry forward general activity (UDA)	-132
18/19 Contracted orthodontic activity (UOA)	0
Carry forward orthodontic activity (UOA)	0
Baseline contract value	£285,711.65

ACCESS*

Patients seen in 24 months	Total	Change since previous quarter
Quarter ending March 2018	3,332	
Quarter ending June 2018	3,188	↓
Quarter ending September 2018	3,202	→
Quarter ending December 2018	3,254	→
Quarter ending March 2019	3,459	↑
Variance since March 2018	3.8%	↑



ACTIVITY



Month	Adjusted Scheduled Activity (UDA)	
	2018	2019
April	622	576
May	1,732	1,647
June	2,688	2,514
July	3,386	3,744
August	4,724	4,629
September	5,504	5,389
October	6,535	6,343
November	7,379	7,181
December	8,079	8,051
January	9,003	8,752
February	10,553	10,160
March	11,143	11,007
April	11,145	11,152
May	11,144	11,152
June	11,144	11,152

QUALITY

	Quantity	Base Number	Contract	AT	Region	England
% of FP17s for the same patient ID Re-attending within 3 months - Children	100	1,113	9.0%	11.1%	11.5%	11.8%
% of FP17s for the same patient ID Re-attending within 3 months - Adults	445	3,172	14.0%	14.7%	15.2%	15.7%
% of FP17s for the same patient ID Re-attending between 3 & 9 months - Children	562	1,113	50.5%	58.0%	60.2%	58.9%
% of FP17s for the same patient ID Re-attending between 3 & 9 months - Adults	1,354	3,172	42.7%	48.6%	51.8%	50.8%
% of FP17s for Band 1 Urgent Courses	385	4,337	8.9%	8.7%	8.1%	9.1%
% of FP17s Relating to Free Repair or Replacements	0	4,337	0.0%	0.7%	0.8%	0.8%
% of FP17s Relating to Continuations	102	4,337	2.4%	0.8%	0.9%	0.9%
% of Patients satisfied with the dentistry they have received	2	2	N/A	94.2%	92.7%	92.5%
% of Patients satisfied with the time they had to wait for an appointment	2	2	N/A	85.1%	87.4%	87.0%

* This is based on patients treated on this contract for their most recent course of treatment. Figures in italics indicate the base number of FP17s or Patient Questionnaire responses are less than 100. N/A is shown where the base number of responses is less than 10 during the period. % is calculated as Quantity/Base number*100

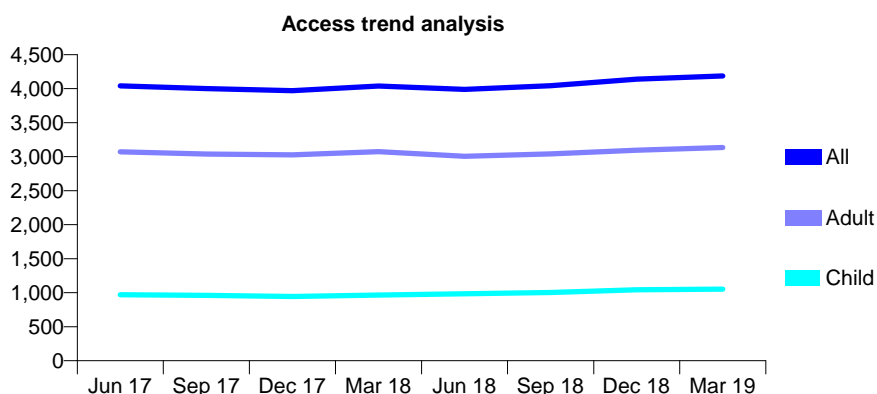
Q58 - Vital Signs At a Glance Contract Report for 673110/0001 - Year end March 2019

Name or company name	MR MH BALKHI
Contract type name	GDS Contract
Purpose of contract	General
Contract start date	01/04/2006
Contract end date	

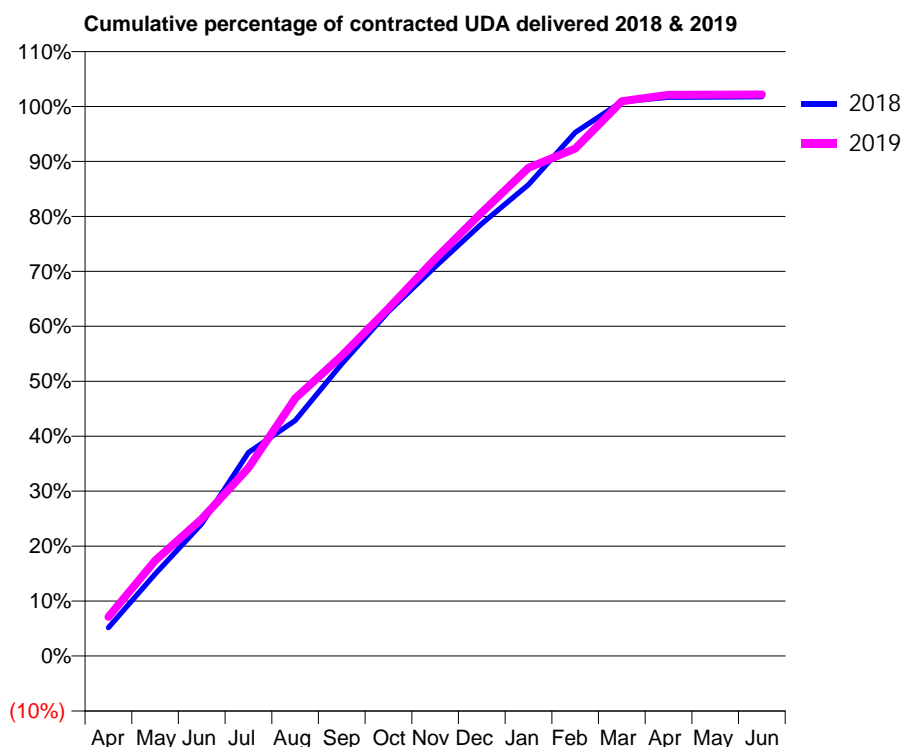
18/19 Contracted general activity (UDA)	8,940
Carry forward general activity (UDA)	-157
18/19 Contracted orthodontic activity (UOA)	0
Carry forward orthodontic activity (UOA)	0
Baseline contract value	£226,725.81

ACCESS*

Patients seen in 24 months	Total	Change since previous quarter
Quarter ending March 2018	4,039	
Quarter ending June 2018	3,989	↓
Quarter ending September 2018	4,045	→
Quarter ending December 2018	4,140	↑
Quarter ending March 2019	4,188	→
Variance since March 2018	3.7%	↑



ACTIVITY



Month	Adjusted Scheduled Activity (UDA)	
	2018	2019
April	463	636
May	1,335	1,554
June	2,152	2,231
July	3,311	3,060
August	3,832	4,190
September	4,753	4,888
October	5,605	5,656
November	6,334	6,461
December	7,034	7,218
January	7,667	7,941
February	8,519	8,254
March	9,017	9,025
April	9,092	9,128
May	9,093	9,133
June	9,098	9,135

QUALITY

	Quantity	Base Number	Contract	AT	Region	England
% of FP17s for the same patient ID Re-attending within 3 months - Children	42	1,482	2.8%	11.1%	11.5%	11.8%
% of FP17s for the same patient ID Re-attending within 3 months - Adults	226	3,604	6.3%	14.7%	15.2%	15.7%
% of FP17s for the same patient ID Re-attending between 3 & 9 months - Children	916	1,482	61.8%	58.0%	60.2%	58.9%
% of FP17s for the same patient ID Re-attending between 3 & 9 months - Adults	1,949	3,604	54.1%	48.6%	51.8%	50.8%
% of FP17s for Band 1 Urgent Courses	173	5,071	3.4%	8.7%	8.1%	9.1%
% of FP17s Relating to Free Repair or Replacements	10	5,071	0.2%	0.7%	0.8%	0.8%
% of FP17s Relating to Continuations	1	5,071	0.0%	0.8%	0.9%	0.9%
% of Patients satisfied with the dentistry they have received	2	2	N/A	94.2%	92.7%	92.5%
% of Patients satisfied with the time they had to wait for an appointment	2	2	N/A	85.1%	87.4%	87.0%

* This is based on patients treated on this contract for their most recent course of treatment. Figures in italics indicate the base number of FP17s or Patient Questionnaire responses are less than 100. N/A is shown where the base number of responses is less than 10 during the period. % is calculated as Quantity/Base number*100

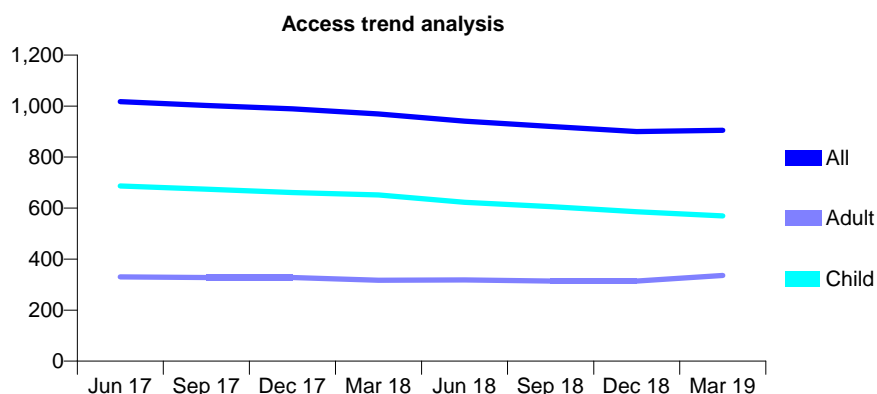
Q58 - Vital Signs At a Glance Contract Report for 674052/0001 - Year end March 2019

Name or company name	MR RL JONES
Contract type name	GDS Contract
Purpose of contract	General
Contract start date	13/07/2015
Contract end date	

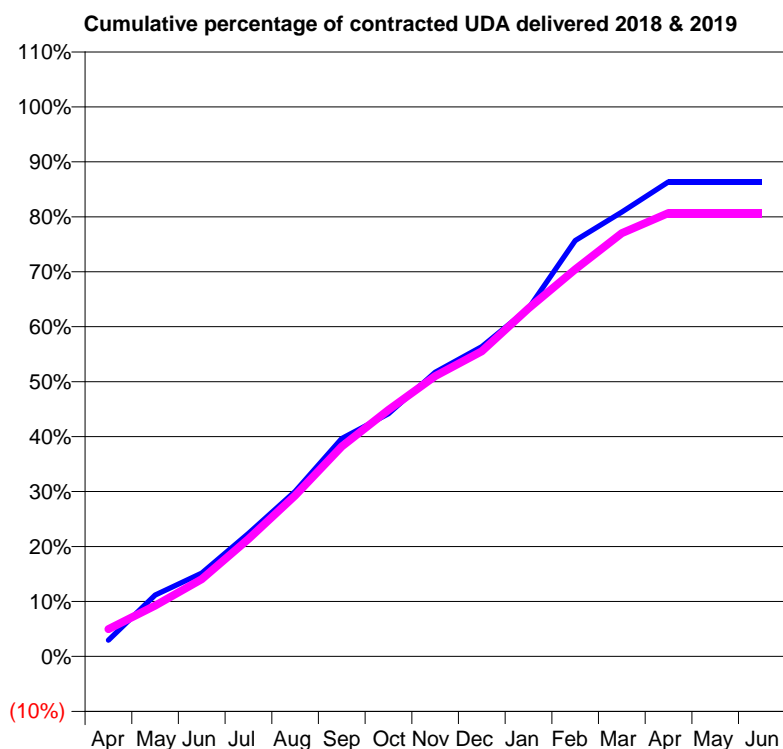
18/19 Contracted general activity (UDA)	1,936
Carry forward general activity (UDA)	0
18/19 Contracted orthodontic activity (UOA)	0
Carry forward orthodontic activity (UOA)	0
Baseline contract value	£46,736.47

ACCESS*

Patients seen in 24 months	Total	Change since previous quarter
Quarter ending March 2018	969	
Quarter ending June 2018	941	↓
Quarter ending September 2018	920	↓
Quarter ending December 2018	900	↓
Quarter ending March 2019	905	→
Variance since March 2018	(6.6%)	↓



ACTIVITY



Month	2018	2019
April	57	96
May	216	179
June	293	272
July	433	414
August	581	567
September	767	740
October	855	869
November	1,001	988
December	1,091	1,075
January	1,226	1,226
February	1,465	1,364
March	1,565	1,491
April	1,672	1,562
May	1,672	1,562
June	1,672	1,562

QUALITY

	Quantity	Base Number	Contract	AT	Region	England
% of FP17s for the same patient ID Re-attending within 3 months - Children	45	822	5.5%	11.1%	11.5%	11.8%
% of FP17s for the same patient ID Re-attending within 3 months - Adults	21	308	6.8%	14.7%	15.2%	15.7%
% of FP17s for the same patient ID Re-attending between 3 & 9 months - Children	479	822	58.3%	58.0%	60.2%	58.9%
% of FP17s for the same patient ID Re-attending between 3 & 9 months - Adults	154	308	50.0%	48.6%	51.8%	50.8%
% of FP17s for Band 1 Urgent Courses	4	1,111	0.4%	8.7%	8.1%	9.1%
% of FP17s Relating to Free Repair or Replacements	1	1,111	0.1%	0.7%	0.8%	0.8%
% of FP17s Relating to Continuations	6	1,111	0.5%	0.8%	0.9%	0.9%
% of Patients satisfied with the dentistry they have received	0	0	N/A	94.2%	92.7%	92.5%
% of Patients satisfied with the time they had to wait for an appointment	0	0	N/A	85.1%	87.4%	87.0%

* This is based on patients treated on this contract for their most recent course of treatment. Figures in italics indicate the base number of FP17s or Patient Questionnaire responses are less than 100. N/A is shown where the base number of responses is less than 10 during the period. % is calculated as Quantity/Base number*100

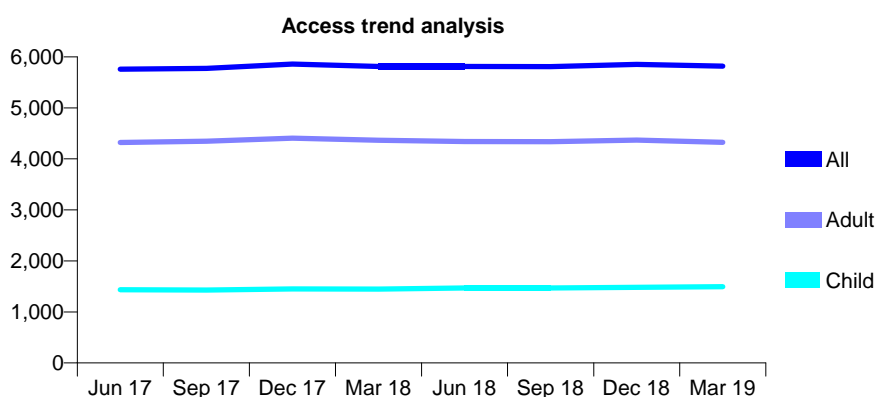
Q58 - Vital Signs At a Glance Contract Report for 674079/0002 - Year end March 2019

Name or company name	MR R KHAN
Contract type name	GDS Contract
Purpose of contract	General
Contract start date	01/06/2009
Contract end date	

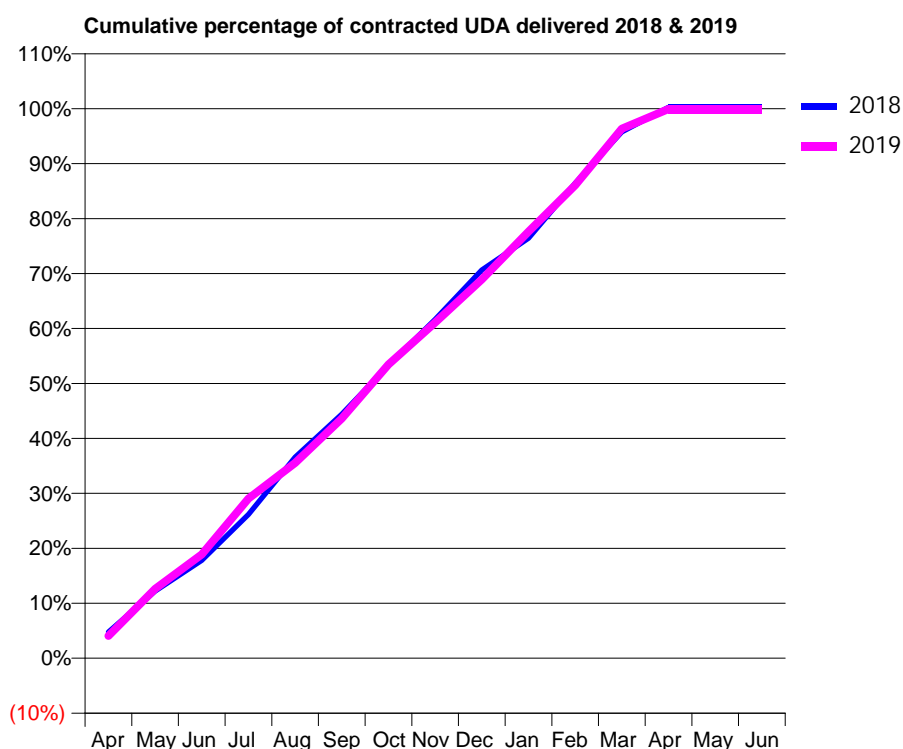
18/19 Contracted general activity (UDA)	17,558
Carry forward general activity (UDA)	-45
18/19 Contracted orthodontic activity (UOA)	0
Carry forward orthodontic activity (UOA)	0
Baseline contract value	£473,484.42

ACCESS*

Patients seen in 24 months	Total	Change since previous quarter
Quarter ending March 2018	5,814	
Quarter ending June 2018	5,812	→
Quarter ending September 2018	5,807	→
Quarter ending December 2018	5,851	→
Quarter ending March 2019	5,819	→
Variance since March 2018	0.1%	→



ACTIVITY



Month	Adjusted Scheduled Activity (UDA)	
	2018	2019
April	836	714
May	2,143	2,219
June	3,123	3,316
July	4,595	5,101
August	6,424	6,239
September	7,795	7,657
October	9,357	9,383
November	10,828	10,727
December	12,403	12,104
January	13,418	13,627
February	15,178	15,112
March	16,814	16,917
April	17,602	17,545
May	17,603	17,548
June	17,603	17,548

QUALITY

	Quantity	Base Number	Contract	AT	Region	England
% of FP17s for the same patient ID Re-attending within 3 months - Children	116	1,815	6.4%	11.1%	11.5%	11.8%
% of FP17s for the same patient ID Re-attending within 3 months - Adults	726	5,515	13.2%	14.7%	15.2%	15.7%
% of FP17s for the same patient ID Re-attending between 3 & 9 months - Children	951	1,815	52.4%	58.0%	60.2%	58.9%
% of FP17s for the same patient ID Re-attending between 3 & 9 months - Adults	2,812	5,515	51.0%	48.6%	51.8%	50.8%
% of FP17s for Band 1 Urgent Courses	190	7,307	2.6%	8.7%	8.1%	9.1%
% of FP17s Relating to Free Repair or Replacements	123	7,307	1.7%	0.7%	0.8%	0.8%
% of FP17s Relating to Continuations	28	7,307	0.4%	0.8%	0.9%	0.9%
% of Patients satisfied with the dentistry they have received	3	3	N/A	94.2%	92.7%	92.5%
% of Patients satisfied with the time they had to wait for an appointment	3	3	N/A	85.1%	87.4%	87.0%

* This is based on patients treated on this contract for their most recent course of treatment. Figures in italics indicate the base number of FP17s or Patient Questionnaire responses are less than 100. N/A is shown where the base number of responses is less than 10 during the period. % is calculated as Quantity/Base number*100

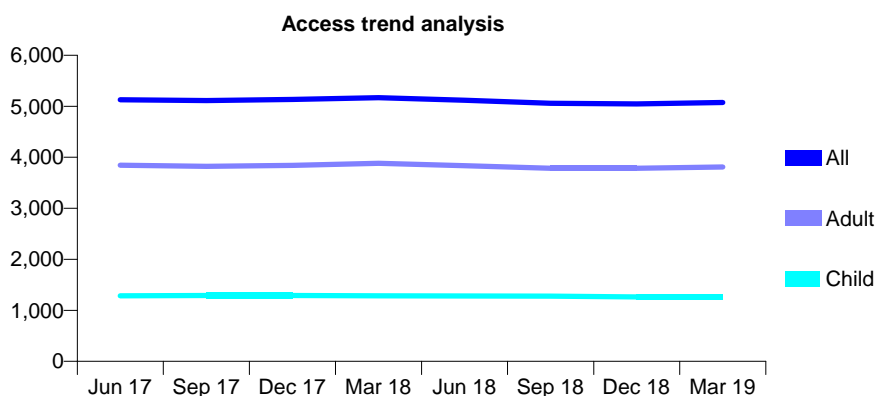
Q58 - Vital Signs At a Glance Contract Report for 676802/0001 - Year end March 2019

Name or company name	MR B MOHAMMAD-AGHAEI
Contract type name	GDS Contract
Purpose of contract	General
Contract start date	01/04/2006
Contract end date	

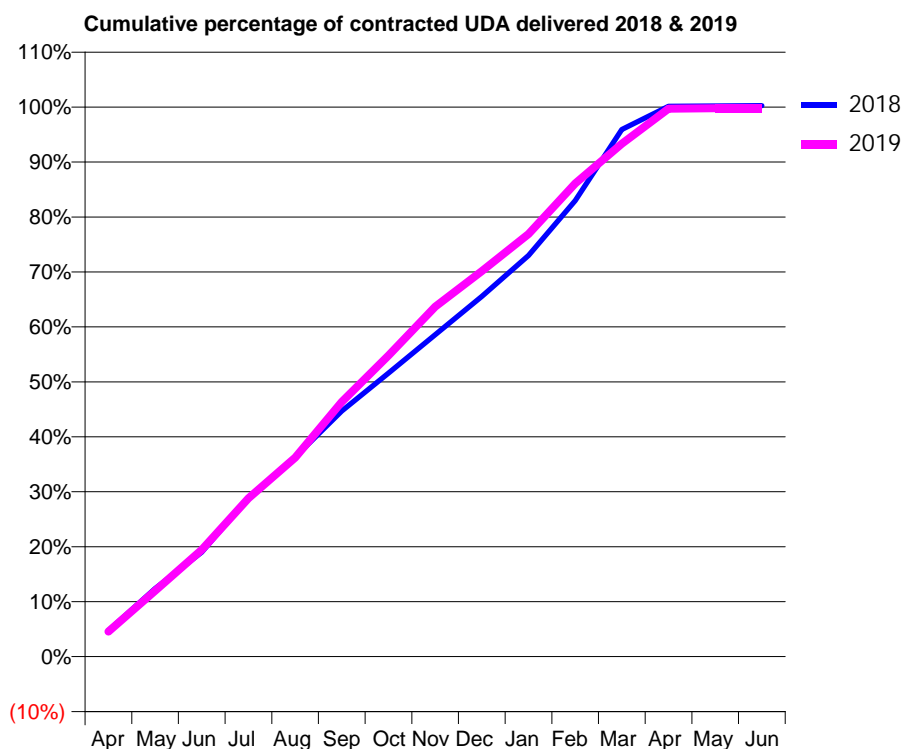
18/19 Contracted general activity (UDA)	16,076
Carry forward general activity (UDA)	-40
18/19 Contracted orthodontic activity (UOA)	0
Carry forward orthodontic activity (UOA)	0
Baseline contract value	£399,071.47

ACCESS*

Patients seen in 24 months	Total	Change since previous quarter
Quarter ending March 2018	5,167	
Quarter ending June 2018	5,118	→
Quarter ending September 2018	5,061	↓
Quarter ending December 2018	5,046	→
Quarter ending March 2019	5,076	→
Variance since March 2018	(1.8%)	↓



ACTIVITY



Month	Adjusted Scheduled Activity (UDA)	
	2018	2019
April	763	733
May	1,990	1,930
June	3,055	3,128
July	4,646	4,633
August	5,841	5,821
September	7,184	7,454
October	8,292	8,806
November	9,415	10,237
December	10,534	11,278
January	11,735	12,361
February	13,339	13,842
March	15,419	15,001
April	16,097	16,028
May	16,104	16,042
June	16,116	16,042

QUALITY

	Quantity	Base Number	Contract	AT	Region	England
% of FP17s for the same patient ID Re-attending within 3 months - Children	84	1,713	4.9%	11.1%	11.5%	11.8%
% of FP17s for the same patient ID Re-attending within 3 months - Adults	676	4,675	14.5%	14.7%	15.2%	15.7%
% of FP17s for the same patient ID Re-attending between 3 & 9 months - Children	931	1,713	54.3%	58.0%	60.2%	58.9%
% of FP17s for the same patient ID Re-attending between 3 & 9 months - Adults	2,249	4,675	48.1%	48.6%	51.8%	50.8%
% of FP17s for Band 1 Urgent Courses	596	6,544	9.1%	8.7%	8.1%	9.1%
% of FP17s Relating to Free Repair or Replacements	152	6,544	2.3%	0.7%	0.8%	0.8%
% of FP17s Relating to Continuations	26	6,544	0.4%	0.8%	0.9%	0.9%
% of Patients satisfied with the dentistry they have received	1	1	N/A	94.2%	92.7%	92.5%
% of Patients satisfied with the time they had to wait for an appointment	1	1	N/A	85.1%	87.4%	87.0%

* This is based on patients treated on this contract for their most recent course of treatment. Figures in italics indicate the base number of FP17s or Patient Questionnaire responses are less than 100. N/A is shown where the base number of responses is less than 10 during the period. % is calculated as Quantity/Base number*100

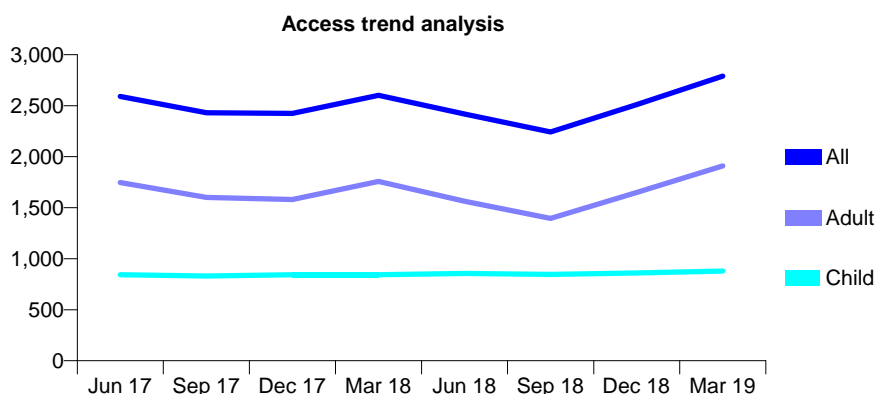
Q58 - Vital Signs At a Glance Contract Report for 688789/0002 - Year end March 2019

Name or company name	MRS N SHAH
Contract type name	GDS Contract
Purpose of contract	General
Contract start date	01/04/2009
Contract end date	

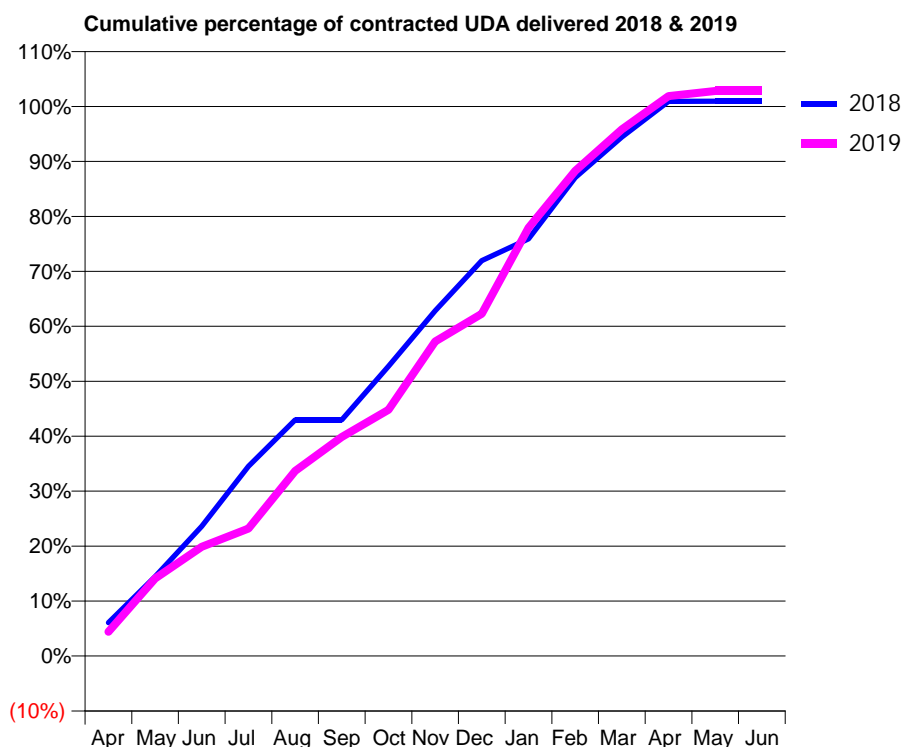
18/19 Contracted general activity (UDA)	4,900
Carry forward general activity (UDA)	-46
18/19 Contracted orthodontic activity (UOA)	0
Carry forward orthodontic activity (UOA)	0
Baseline contract value	£129,705.73

ACCESS*

Patients seen in 24 months	Total	Change since previous quarter
Quarter ending March 2018	2,602	
Quarter ending June 2018	2,418	↓
Quarter ending September 2018	2,242	↓
Quarter ending December 2018	2,510	↑
Quarter ending March 2019	2,790	↑
Variance since March 2018	7.2%	↑



ACTIVITY



Month	Adjusted Scheduled Activity (UDA)	
	2018	2019
April	297	217
May	708	692
June	1,156	975
July	1,691	1,137
August	2,106	1,650
September	2,106	1,953
October	2,584	2,195
November	3,079	2,805
December	3,526	3,051
January	3,719	3,817
February	4,266	4,327
March	4,628	4,695
April	4,945	4,992
May	4,946	5,037
June	4,946	5,037

QUALITY

	Quantity	Base Number	Contract	AT	Region	England
% of FP17s for the same patient ID Re-attending within 3 months - Children	70	1,226	5.7%	11.1%	11.5%	11.8%
% of FP17s for the same patient ID Re-attending within 3 months - Adults	244	1,866	13.1%	14.7%	15.2%	15.7%
% of FP17s for the same patient ID Re-attending between 3 & 9 months - Children	733	1,226	59.8%	58.0%	60.2%	58.9%
% of FP17s for the same patient ID Re-attending between 3 & 9 months - Adults	398	1,866	21.3%	48.6%	51.8%	50.8%
% of FP17s for Band 1 Urgent Courses	336	3,095	10.9%	8.7%	8.1%	9.1%
% of FP17s Relating to Free Repair or Replacements	3	3,095	0.1%	0.7%	0.8%	0.8%
% of FP17s Relating to Continuations	3	3,095	0.1%	0.8%	0.9%	0.9%
% of Patients satisfied with the dentistry they have received	1	1	N/A	94.2%	92.7%	92.5%
% of Patients satisfied with the time they had to wait for an appointment	1	1	N/A	85.1%	87.4%	87.0%

* This is based on patients treated on this contract for their most recent course of treatment. Figures in italics indicate the base number of FP17s or Patient Questionnaire responses are less than 100. N/A is shown where the base number of responses is less than 10 during the period. % is calculated as Quantity/Base number*100

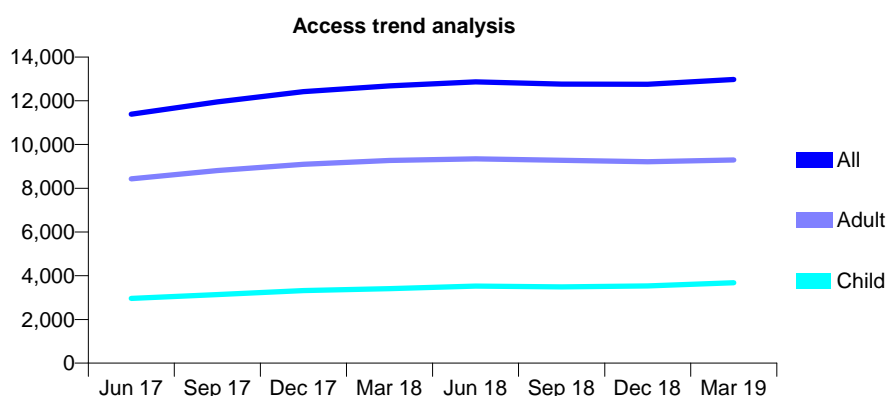
Q58 - Vital Signs At a Glance Contract Report for 689424/0001 - Year end March 2019

Name or company name	MR N SAKERCHAND
Contract type name	GDS Contract
Purpose of contract	General
Contract start date	18/07/2009
Contract end date	

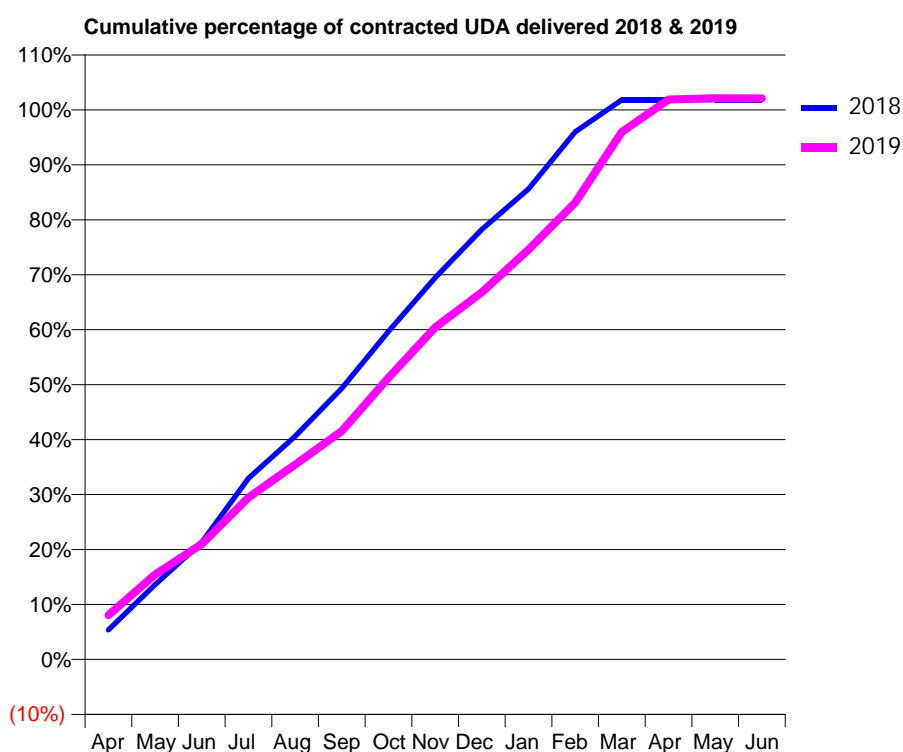
18/19 Contracted general activity (UDA)	23,773
Carry forward general activity (UDA)	-443
18/19 Contracted orthodontic activity (UOA)	0
Carry forward orthodontic activity (UOA)	0
Baseline contract value	£553,120.29

ACCESS*

Patients seen in 24 months	Total	Change since previous quarter
Quarter ending March 2018	12,678	
Quarter ending June 2018	12,868	→
Quarter ending September 2018	12,763	→
Quarter ending December 2018	12,750	→
Quarter ending March 2019	12,971	→
Variance since March 2018	2.3%	↑



ACTIVITY



Month	2018	2019
April	1,275	1,911
May	3,242	3,669
June	5,064	4,985
July	7,830	7,001
August	9,652	8,430
September	11,727	9,880
October	14,190	12,181
November	16,516	14,362
December	18,596	15,877
January	20,352	17,723
February	22,828	19,764
March	24,204	22,813
April	24,208	24,224
May	24,217	24,271
June	24,217	24,270

QUALITY

	Quantity	Base Number	Contract	AT	Region	England
% of FP17s for the same patient ID Re-attending within 3 months - Children	237	4,438	5.3%	11.1%	11.5%	11.8%
% of FP17s for the same patient ID Re-attending within 3 months - Adults	1,329	9,350	14.2%	14.7%	15.2%	15.7%
% of FP17s for the same patient ID Re-attending between 3 & 9 months - Children	2,161	4,438	48.7%	58.0%	60.2%	58.9%
% of FP17s for the same patient ID Re-attending between 3 & 9 months - Adults	2,848	9,350	30.5%	48.6%	51.8%	50.8%
% of FP17s for Band 1 Urgent Courses	1,298	12,161	10.7%	8.7%	8.1%	9.1%
% of FP17s Relating to Free Repair or Replacements	63	12,161	0.5%	0.7%	0.8%	0.8%
% of FP17s Relating to Continuations	29	12,161	0.2%	0.8%	0.9%	0.9%
% of Patients satisfied with the dentistry they have received	4	4	N/A	94.2%	92.7%	92.5%
% of Patients satisfied with the time they had to wait for an appointment	2	4	N/A	85.1%	87.4%	87.0%

* This is based on patients treated on this contract for their most recent course of treatment. Figures in italics indicate the base number of FP17s or Patient Questionnaire responses are less than 100. N/A is shown where the base number of responses is less than 10 during the period. % is calculated as Quantity/Base number*100

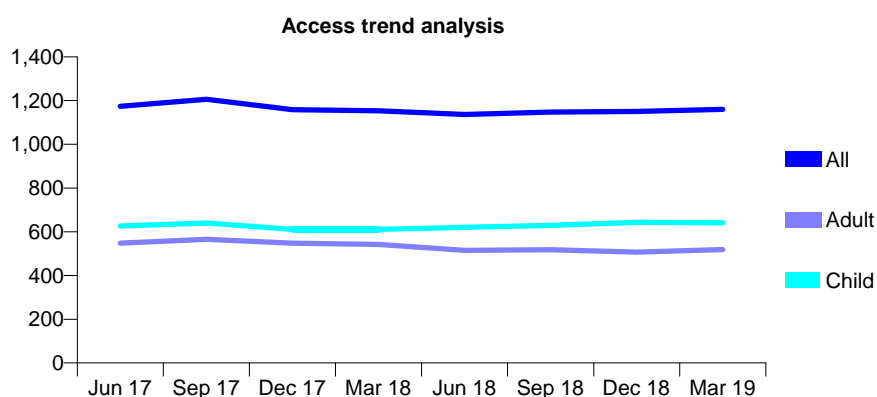
Q58 - Vital Signs At a Glance Contract Report for 723657/0001 - Year end March 2019

Name or company name	MR AG BREE
Contract type name	GDS Contract
Purpose of contract	General
Contract start date	01/04/2006
Contract end date	

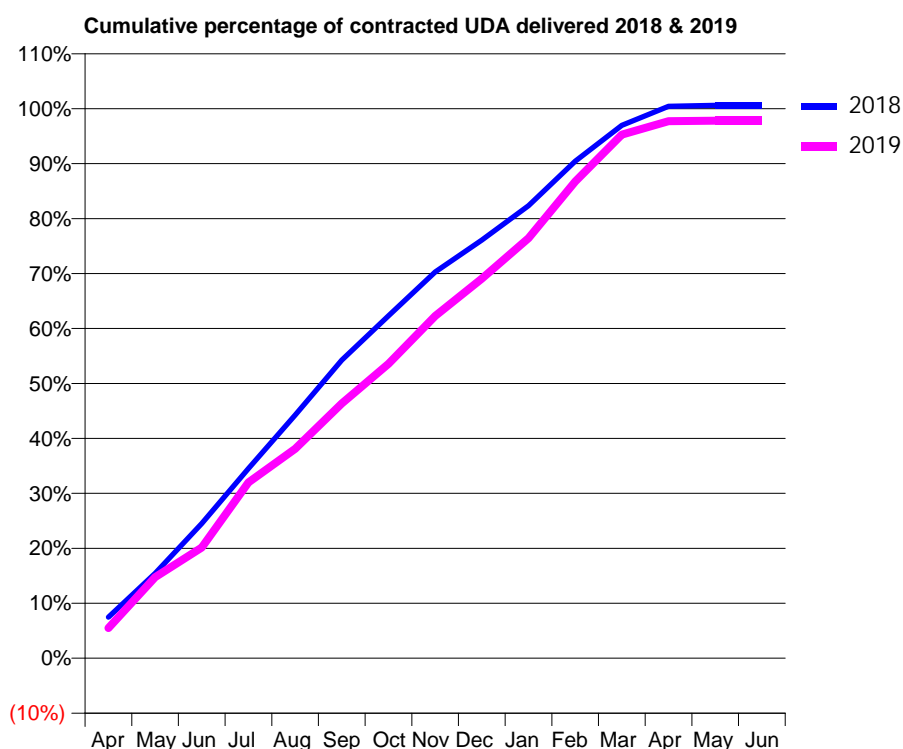
18/19 Contracted general activity (UDA)	2,927
Carry forward general activity (UDA)	-17
18/19 Contracted orthodontic activity (UOA)	0
Carry forward orthodontic activity (UOA)	0
Baseline contract value	£67,168.59

ACCESS*

Patients seen in 24 months	Total	Change since previous quarter
Quarter ending March 2018	1,153	
Quarter ending June 2018	1,136	↓
Quarter ending September 2018	1,147	→
Quarter ending December 2018	1,150	→
Quarter ending March 2019	1,160	→
Variance since March 2018	0.6%	→



ACTIVITY



Adjusted Scheduled Activity (UDA)		
Month	2018	2019
April	219	161
May	452	431
June	718	589
July	1,011	936
August	1,295	1,116
September	1,588	1,357
October	1,824	1,568
November	2,058	1,823
December	2,227	2,022
January	2,410	2,237
February	2,647	2,539
March	2,838	2,789
April	2,939	2,860
May	2,944	2,863
June	2,944	2,863

QUALITY

	Quantity	Base Number	Contract	AT	Region	England
% of FP17s for the same patient ID Re-attending within 3 months - Children	41	924	4.4%	11.1%	11.5%	11.8%
% of FP17s for the same patient ID Re-attending within 3 months - Adults	75	587	12.8%	14.7%	15.2%	15.7%
% of FP17s for the same patient ID Re-attending between 3 & 9 months - Children	584	924	63.2%	58.0%	60.2%	58.9%
% of FP17s for the same patient ID Re-attending between 3 & 9 months - Adults	325	587	55.4%	48.6%	51.8%	50.8%
% of FP17s for Band 1 Urgent Courses	35	1,509	2.3%	8.7%	8.1%	9.1%
% of FP17s Relating to Free Repair or Replacements	0	1,509	0.0%	0.7%	0.8%	0.8%
% of FP17s Relating to Continuations	24	1,509	1.6%	0.8%	0.9%	0.9%
% of Patients satisfied with the dentistry they have received	0	0	N/A	94.2%	92.7%	92.5%
% of Patients satisfied with the time they had to wait for an appointment	0	0	N/A	85.1%	87.4%	87.0%

* This is based on patients treated on this contract for their most recent course of treatment. Figures in italics indicate the base number of FP17s or Patient Questionnaire responses are less than 100. N/A is shown where the base number of responses is less than 10 during the period. % is calculated as Quantity/Base number*100

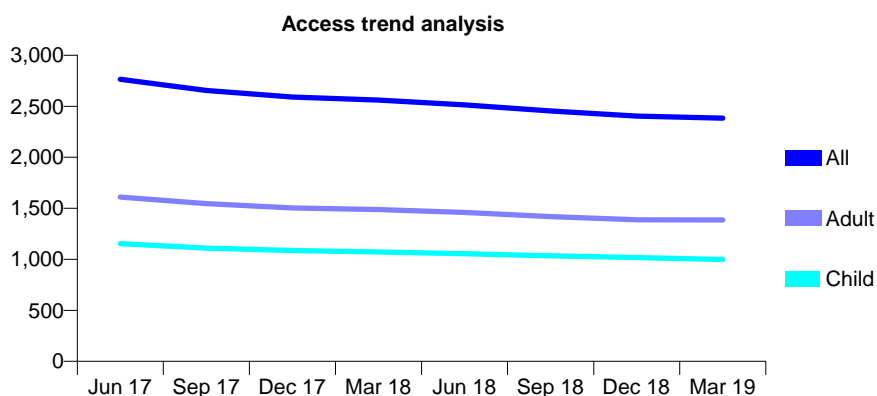
Q58 - Vital Signs At a Glance Contract Report for 731730/0001 - Year end March 2019

Name or company name	MR AS MCKENDRICK
Contract type name	GDS Contract
Purpose of contract	General
Contract start date	01/04/2006
Contract end date	

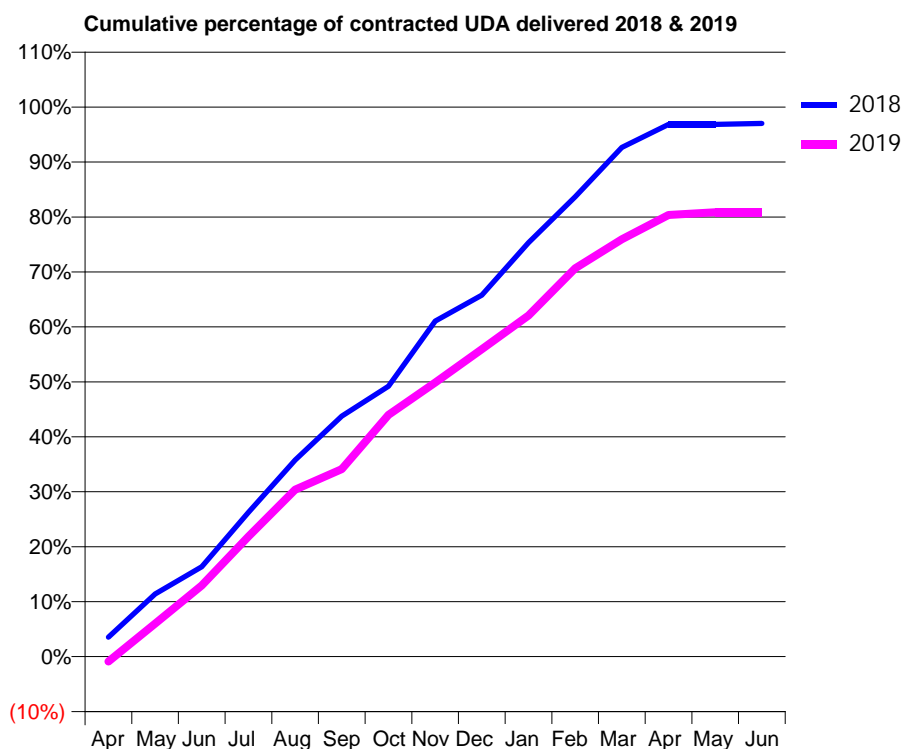
18/19 Contracted general activity (UDA)	9,412
Carry forward general activity (UDA)	282
18/19 Contracted orthodontic activity (UOA)	0
Carry forward orthodontic activity (UOA)	0
Baseline contract value	£232,309.28

ACCESS*

Patients seen in 24 months	Total	Change since previous quarter
Quarter ending March 2018	2,561	
Quarter ending June 2018	2,514	↓
Quarter ending September 2018	2,454	↓
Quarter ending December 2018	2,404	↓
Quarter ending March 2019	2,384	→
Variance since March 2018	(6.9%)	↓



ACTIVITY



Month	Adjusted Scheduled Activity (UDA)	
	2018	2019
April	332	-85
May	1,072	566
June	1,537	1,219
July	2,472	2,057
August	3,369	2,861
September	4,120	3,210
October	4,631	4,140
November	5,747	4,694
December	6,190	5,264
January	7,088	5,842
February	7,876	6,652
March	8,722	7,149
April	9,115	7,563
May	9,115	7,612
June	9,130	7,612

QUALITY

	Quantity	Base Number	Contract	AT	Region	England
% of FP17s for the same patient ID Re-attending within 3 months - Children	91	1,692	5.4%	11.1%	11.5%	11.8%
% of FP17s for the same patient ID Re-attending within 3 months - Adults	503	2,491	20.2%	14.7%	15.2%	15.7%
% of FP17s for the same patient ID Re-attending between 3 & 9 months - Children	1,268	1,692	74.9%	58.0%	60.2%	58.9%
% of FP17s for the same patient ID Re-attending between 3 & 9 months - Adults	1,747	2,491	70.1%	48.6%	51.8%	50.8%
% of FP17s for Band 1 Urgent Courses	171	4,198	4.1%	8.7%	8.1%	9.1%
% of FP17s Relating to Free Repair or Replacements	0	4,198	0.0%	0.7%	0.8%	0.8%
% of FP17s Relating to Continuations	185	4,198	4.4%	0.8%	0.9%	0.9%
% of Patients satisfied with the dentistry they have received	0	0	N/A	94.2%	92.7%	92.5%
% of Patients satisfied with the time they had to wait for an appointment	0	0	N/A	85.1%	87.4%	87.0%

* This is based on patients treated on this contract for their most recent course of treatment. Figures in italics indicate the base number of FP17s or Patient Questionnaire responses are less than 100. N/A is shown where the base number of responses is less than 10 during the period. % is calculated as Quantity/Base number*100

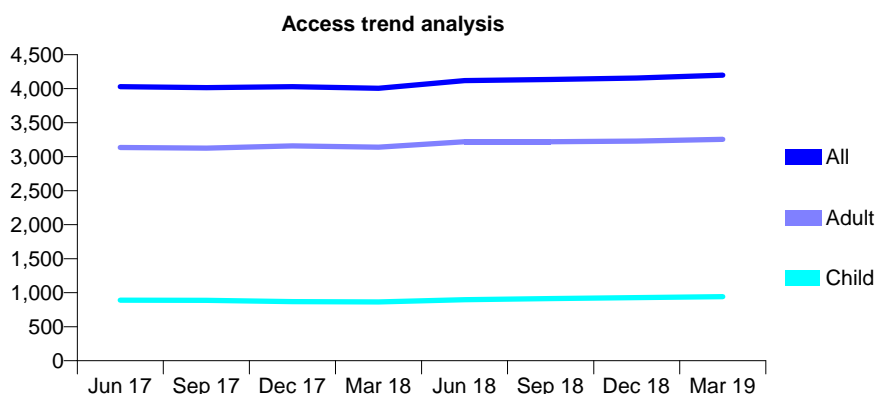
Q58 - Vital Signs At a Glance Contract Report for 732222/0001 - Year end March 2019

Name or company name	MR FP MAGUIRE
Contract type name	GDS Contract
Purpose of contract	General
Contract start date	01/04/2006
Contract end date	

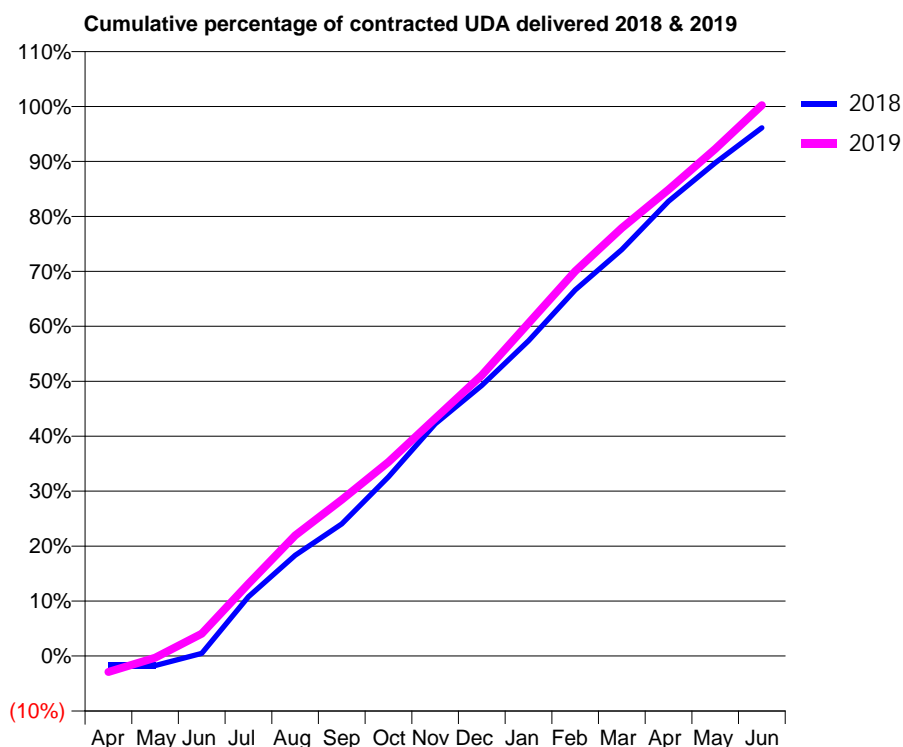
18/19 Contracted general activity (UDA)	12,050
Carry forward general activity (UDA)	467
18/19 Contracted orthodontic activity (UOA)	0
Carry forward orthodontic activity (UOA)	0
Baseline contract value	£300,017.00

ACCESS*

Patients seen in 24 months	Total	Change since previous quarter
Quarter ending March 2018	4,004	
Quarter ending June 2018	4,118	↑
Quarter ending September 2018	4,135	→
Quarter ending December 2018	4,156	→
Quarter ending March 2019	4,199	→
Variance since March 2018	4.9%	↑



ACTIVITY



Month	Adjusted Scheduled Activity (UDA)	
	2018	2019
April	-212	-352
May	-212	-40
June	59	490
July	1,300	1,583
August	2,210	2,645
September	2,895	3,424
October	3,929	4,257
November	5,089	5,210
December	5,931	6,158
January	6,910	7,298
February	8,028	8,437
March	8,912	9,384
April	9,972	10,228
May	10,813	11,119
June	11,582	12,077

QUALITY

	Quantity	Base Number	Contract	AT	Region	England
% of FP17s for the same patient ID Re-attending within 3 months - Children	337	1,761	19.1%	11.1%	11.5%	11.8%
% of FP17s for the same patient ID Re-attending within 3 months - Adults	1,273	5,626	22.6%	14.7%	15.2%	15.7%
% of FP17s for the same patient ID Re-attending between 3 & 9 months - Children	1,001	1,761	56.8%	58.0%	60.2%	58.9%
% of FP17s for the same patient ID Re-attending between 3 & 9 months - Adults	3,141	5,626	55.8%	48.6%	51.8%	50.8%
% of FP17s for Band 1 Urgent Courses	313	7,359	4.3%	8.7%	8.1%	9.1%
% of FP17s Relating to Free Repair or Replacements	73	7,359	1.0%	0.7%	0.8%	0.8%
% of FP17s Relating to Continuations	220	7,359	3.0%	0.8%	0.9%	0.9%
% of Patients satisfied with the dentistry they have received	3	3	N/A	94.2%	92.7%	92.5%
% of Patients satisfied with the time they had to wait for an appointment	3	3	N/A	85.1%	87.4%	87.0%

* This is based on patients treated on this contract for their most recent course of treatment. Figures in italics indicate the base number of FP17s or Patient Questionnaire responses are less than 100. N/A is shown where the base number of responses is less than 10 during the period. % is calculated as Quantity/Base number*100

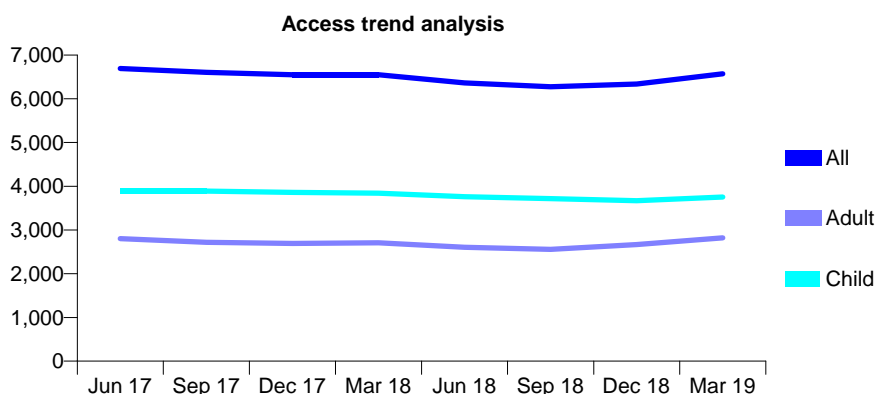
Q58 - Vital Signs At a Glance Contract Report for 736155/0001 - Year end March 2019

Name or company name	Marsh Road Dental Practice Partnership
Contract type name	GDS Contract
Purpose of contract	General and Orthodontic
Contract start date	01/04/2006
Contract end date	

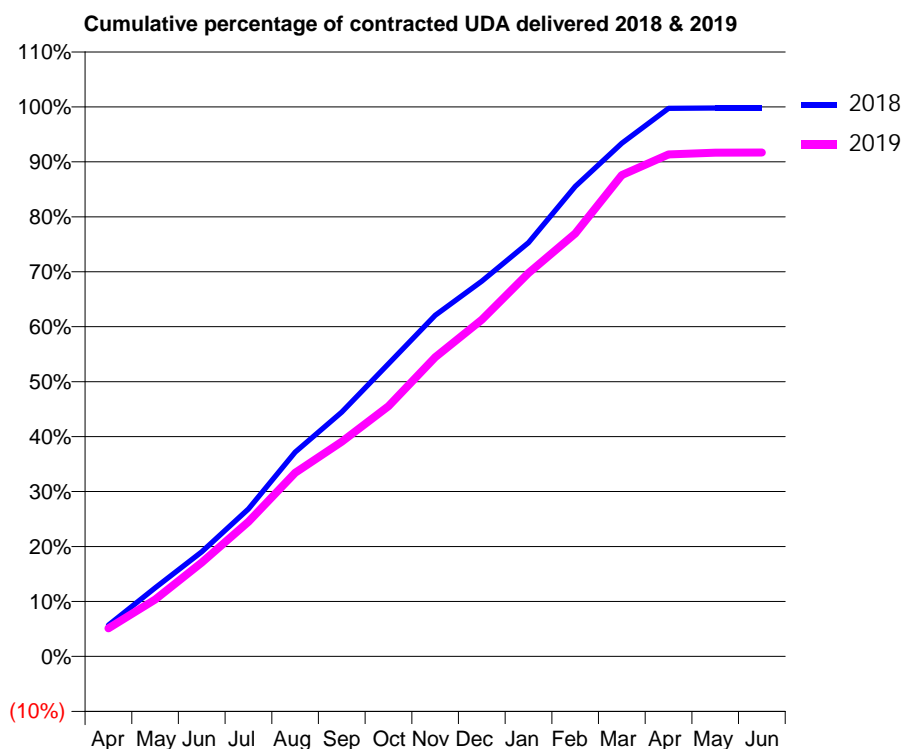
18/19 Contracted general activity (UDA)	22,556
Carry forward general activity (UDA)	50
18/19 Contracted orthodontic activity (UOA)	5,979
Carry forward orthodontic activity (UOA)	7
Baseline contract value	£1,064,532.84

ACCESS*

Patients seen in 24 months	Total	Change since previous quarter
Quarter ending March 2018	6,550	
Quarter ending June 2018	6,363	↓
Quarter ending September 2018	6,275	↓
Quarter ending December 2018	6,338	→
Quarter ending March 2019	6,572	↑
Variance since March 2018	0.3%	→



ACTIVITY



Month	Adjusted Scheduled Activity (UDA)	
	2018	2019
April	1,282	1,152
May	2,814	2,335
June	4,294	3,849
July	6,052	5,528
August	8,390	7,542
September	10,025	8,809
October	12,013	10,273
November	14,005	12,280
December	15,402	13,816
January	16,984	15,735
February	19,289	17,357
March	21,061	19,756
April	22,494	20,606
May	22,506	20,675
June	22,506	20,680

QUALITY

	Quantity	Base Number	Contract	AT	Region	England
% of FP17s for the same patient ID Re-attending within 3 months - Children	391	5,306	7.4%	11.1%	11.5%	11.8%
% of FP17s for the same patient ID Re-attending within 3 months - Adults	290	2,652	10.9%	14.7%	15.2%	15.7%
% of FP17s for the same patient ID Re-attending between 3 & 9 months - Children	2,639	5,306	49.7%	58.0%	60.2%	58.9%
% of FP17s for the same patient ID Re-attending between 3 & 9 months - Adults	946	2,652	35.7%	48.6%	51.8%	50.8%
% of FP17s for Band 1 Urgent Courses	567	7,621	7.4%	8.7%	8.1%	9.1%
% of FP17s Relating to Free Repair or Replacements	1	7,621	0.0%	0.7%	0.8%	0.8%
% of FP17s Relating to Continuations	2	7,621	0.0%	0.8%	0.9%	0.9%
% of Patients satisfied with the dentistry they have received	0	1	N/A	94.2%	92.7%	92.5%
% of Patients satisfied with the time they had to wait for an appointment	0	1	N/A	85.1%	87.4%	87.0%

* This is based on patients treated on this contract for their most recent course of treatment.

Figures in italics indicate the base number of FP17s or Patient Questionnaire responses are less than 100. N/A is shown where the base number of responses is less than 10 during the period. % is calculated as Quantity/Base number*100

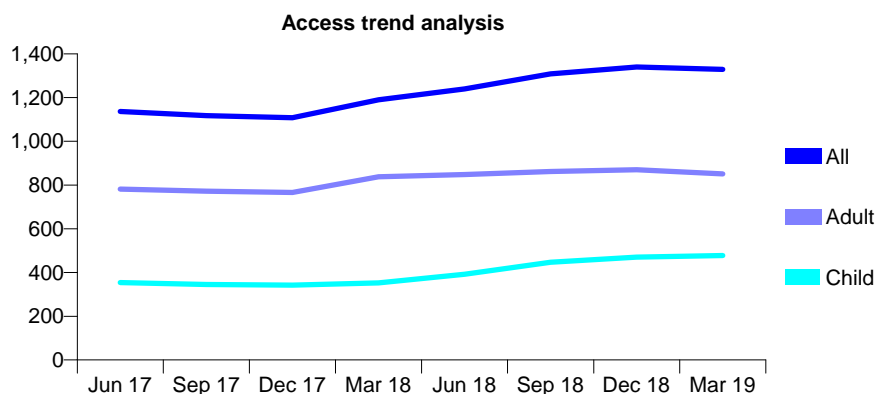
Q58 - Vital Signs At a Glance Contract Report for 736538/0001 - Year end March 2019

Name or company name	MRS G DELLOW
Contract type name	GDS Contract
Purpose of contract	General
Contract start date	01/04/2006
Contract end date	

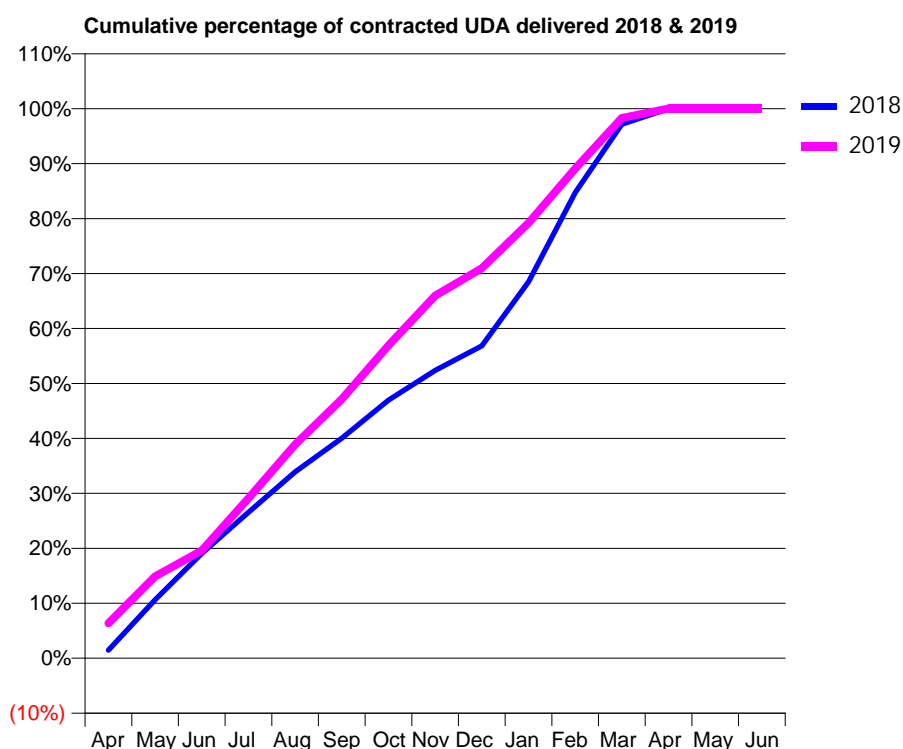
18/19 Contracted general activity (UDA)	3,393
Carry forward general activity (UDA)	0
18/19 Contracted orthodontic activity (UOA)	0
Carry forward orthodontic activity (UOA)	0
Baseline contract value	£81,051.09

ACCESS*

Patients seen in 24 months	Total	Change since previous quarter
Quarter ending March 2018	1,190	
Quarter ending June 2018	1,240	↑
Quarter ending September 2018	1,309	↑
Quarter ending December 2018	1,340	↑
Quarter ending March 2019	1,329	→
Variance since March 2018	11.7%	↑



ACTIVITY



Month	Adjusted Scheduled Activity (UDA)	
	2018	2019
April	50	216
May	361	505
June	647	665
July	900	988
August	1,151	1,319
September	1,358	1,600
October	1,594	1,931
November	1,777	2,238
December	1,928	2,407
January	2,323	2,687
February	2,875	3,023
March	3,297	3,335
April	3,393	3,393
May	3,393	3,393
June	3,393	3,393

QUALITY

	Quantity	Base Number	Contract	AT	Region	England
% of FP17s for the same patient ID Re-attending within 3 months - Children	40	715	5.6%	11.1%	11.5%	11.8%
% of FP17s for the same patient ID Re-attending within 3 months - Adults	221	1,118	19.8%	14.7%	15.2%	15.7%
% of FP17s for the same patient ID Re-attending between 3 & 9 months - Children	354	715	49.5%	58.0%	60.2%	58.9%
% of FP17s for the same patient ID Re-attending between 3 & 9 months - Adults	560	1,118	50.1%	48.6%	51.8%	50.8%
% of FP17s for Band 1 Urgent Courses	107	1,822	5.9%	8.7%	8.1%	9.1%
% of FP17s Relating to Free Repair or Replacements	27	1,822	1.5%	0.7%	0.8%	0.8%
% of FP17s Relating to Continuations	100	1,822	5.5%	0.8%	0.9%	0.9%
% of Patients satisfied with the dentistry they have received	0	0	N/A	94.2%	92.7%	92.5%
% of Patients satisfied with the time they had to wait for an appointment	0	0	N/A	85.1%	87.4%	87.0%

* This is based on patients treated on this contract for their most recent course of treatment.

Figures in italics indicate the base number of FP17s or Patient Questionnaire responses are less than 100. N/A is shown where the base number of responses is less than 10 during the period. % is calculated as Quantity/Base number*100

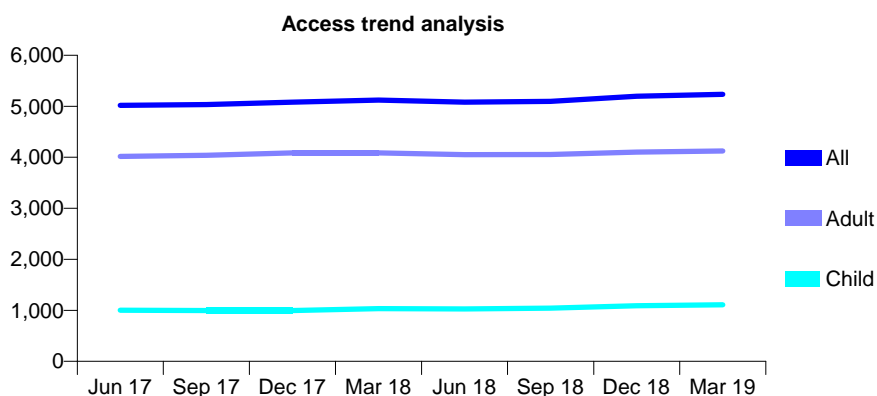
Q58 - Vital Signs At a Glance Contract Report for 738875/0002 - Year end March 2019

Name or company name	MR TM KATCHI
Contract type name	GDS Contract
Purpose of contract	General
Contract start date	01/04/2006
Contract end date	

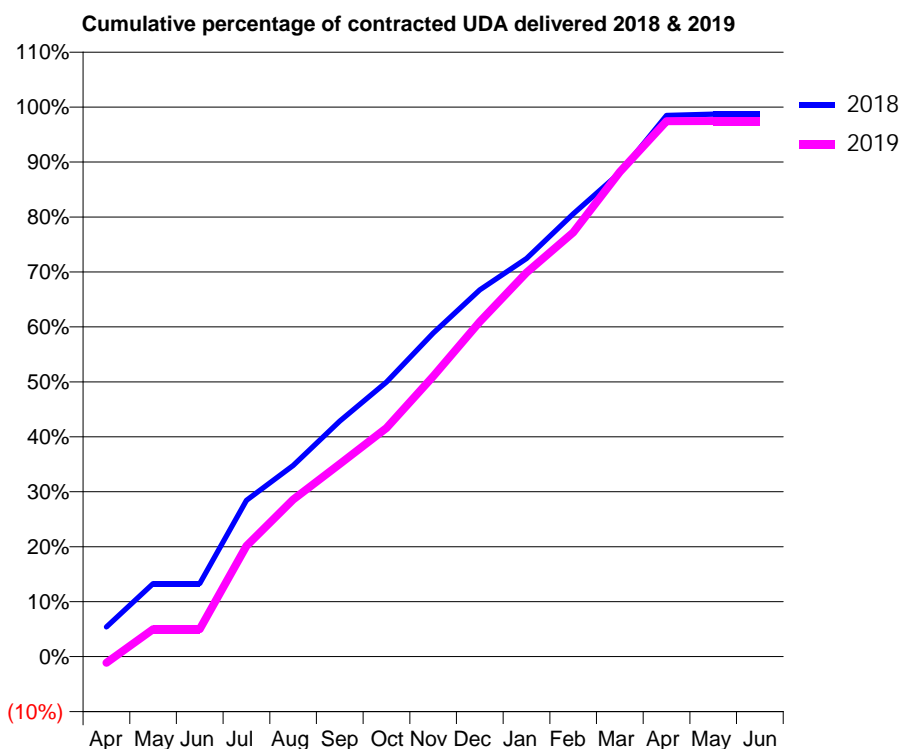
18/19 Contracted general activity (UDA)	14,540
Carry forward general activity (UDA)	189
18/19 Contracted orthodontic activity (UOA)	0
Carry forward orthodontic activity (UOA)	0
Baseline contract value	£359,535.53

ACCESS*

Patients seen in 24 months	Total	Change since previous quarter
Quarter ending March 2018	5,122	
Quarter ending June 2018	5,080	→
Quarter ending September 2018	5,098	→
Quarter ending December 2018	5,195	→
Quarter ending March 2019	5,235	→
Variance since March 2018	2.2%	↑



ACTIVITY



Month	Adjusted Scheduled Activity (UDA)	
	2018	2019
April	786	-164
May	1,935	727
June	1,935	727
July	4,136	2,931
August	5,060	4,157
September	6,229	5,097
October	7,262	6,051
November	8,562	7,416
December	9,706	8,860
January	10,535	10,159
February	11,715	11,221
March	12,802	12,822
April	14,315	14,166
May	14,350	14,171
June	14,350	14,171

QUALITY

	Quantity	Base Number	Contract	AT	Region	England
% of FP17s for the same patient ID Re-attending within 3 months - Children	50	1,361	3.7%	11.1%	11.5%	11.8%
% of FP17s for the same patient ID Re-attending within 3 months - Adults	370	4,639	8.0%	14.7%	15.2%	15.7%
% of FP17s for the same patient ID Re-attending between 3 & 9 months - Children	529	1,361	38.9%	58.0%	60.2%	58.9%
% of FP17s for the same patient ID Re-attending between 3 & 9 months - Adults	1,802	4,639	38.8%	48.6%	51.8%	50.8%
% of FP17s for Band 1 Urgent Courses	196	5,941	3.3%	8.7%	8.1%	9.1%
% of FP17s Relating to Free Repair or Replacements	20	5,941	0.3%	0.7%	0.8%	0.8%
% of FP17s Relating to Continuations	4	5,941	0.1%	0.8%	0.9%	0.9%
% of Patients satisfied with the dentistry they have received	2	2	N/A	94.2%	92.7%	92.5%
% of Patients satisfied with the time they had to wait for an appointment	2	2	N/A	85.1%	87.4%	87.0%

* This is based on patients treated on this contract for their most recent course of treatment. Figures in italics indicate the base number of FP17s or Patient Questionnaire responses are less than 100. N/A is shown where the base number of responses is less than 10 during the period. % is calculated as Quantity/Base number*100

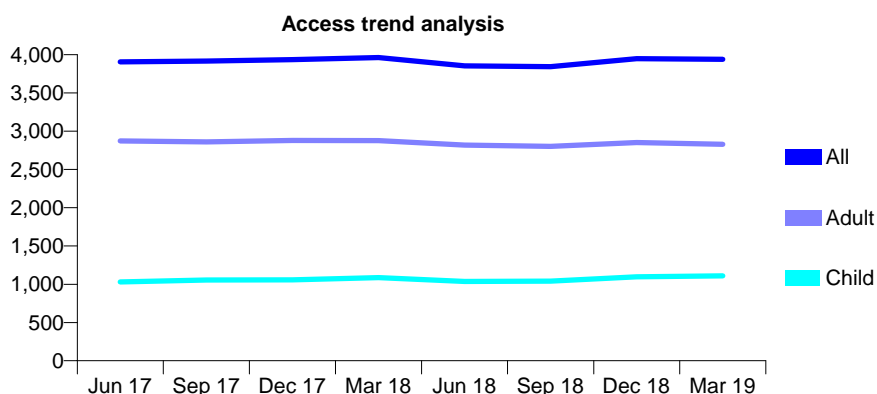
Q58 - Vital Signs At a Glance Contract Report for 741426/0001 - Year end March 2019

Name or company name	MR SD GUNASEELAN
Contract type name	GDS Contract
Purpose of contract	General
Contract start date	01/04/2006
Contract end date	

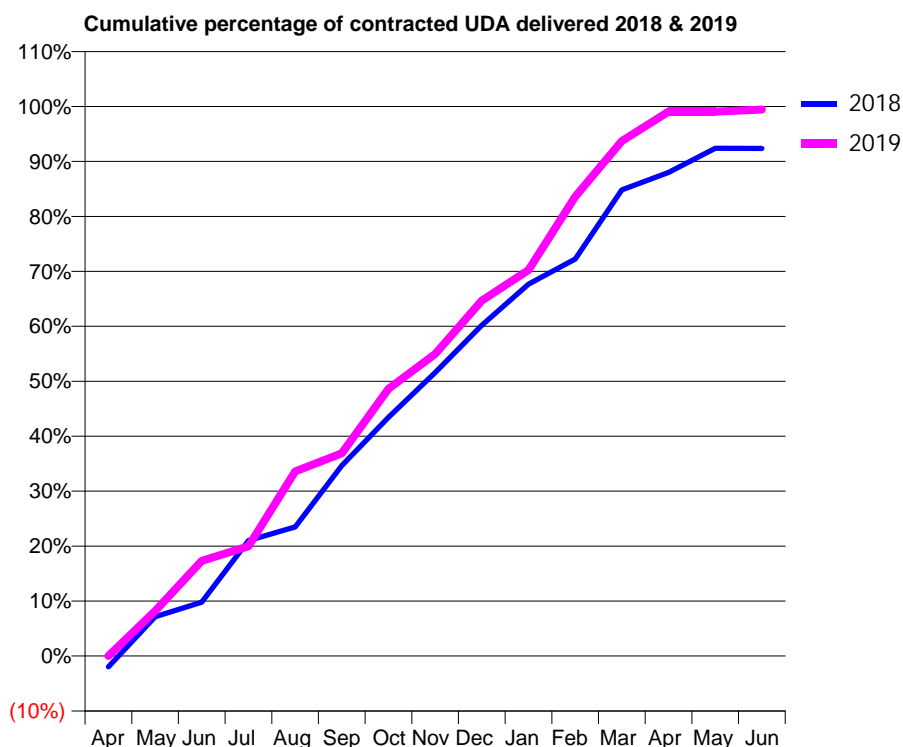
18/19 Contracted general activity (UDA)	11,151
Carry forward general activity (UDA)	0
18/19 Contracted orthodontic activity (UOA)	0
Carry forward orthodontic activity (UOA)	0
Baseline contract value	£285,245.72

ACCESS*

Patients seen in 24 months	Total	Change since previous quarter
Quarter ending March 2018	3,963	
Quarter ending June 2018	3,855	↓
Quarter ending September 2018	3,844	→
Quarter ending December 2018	3,949	↑
Quarter ending March 2019	3,939	→
Variance since March 2018	(0.6%)	→



ACTIVITY



Month	Adjusted Scheduled Activity (UDA)	
	2018	2019
April	-220	0
May	796	913
June	1,091	1,929
July	2,346	2,226
August	2,617	3,746
September	3,862	4,115
October	4,841	5,421
November	5,752	6,131
December	6,710	7,209
January	7,547	7,830
February	8,054	9,320
March	9,460	10,450
April	9,811	11,047
May	10,302	11,044
June	10,297	11,088

QUALITY

	Quantity	Base Number	Contract	AT	Region	England
% of FP17s for the same patient ID Re-attending within 3 months - Children	67	1,475	4.5%	11.1%	11.5%	11.8%
% of FP17s for the same patient ID Re-attending within 3 months - Adults	310	3,716	8.3%	14.7%	15.2%	15.7%
% of FP17s for the same patient ID Re-attending between 3 & 9 months - Children	864	1,475	58.6%	58.0%	60.2%	58.9%
% of FP17s for the same patient ID Re-attending between 3 & 9 months - Adults	2,240	3,716	60.3%	48.6%	51.8%	50.8%
% of FP17s for Band 1 Urgent Courses	278	5,080	5.5%	8.7%	8.1%	9.1%
% of FP17s Relating to Free Repair or Replacements	32	5,080	0.6%	0.7%	0.8%	0.8%
% of FP17s Relating to Continuations	1	5,080	0.0%	0.8%	0.9%	0.9%
% of Patients satisfied with the dentistry they have received	1	2	N/A	94.2%	92.7%	92.5%
% of Patients satisfied with the time they had to wait for an appointment	2	2	N/A	85.1%	87.4%	87.0%

* This is based on patients treated on this contract for their most recent course of treatment. Figures in italics indicate the base number of FP17s or Patient Questionnaire responses are less than 100. N/A is shown where the base number of responses is less than 10 during the period. % is calculated as Quantity/Base number*100

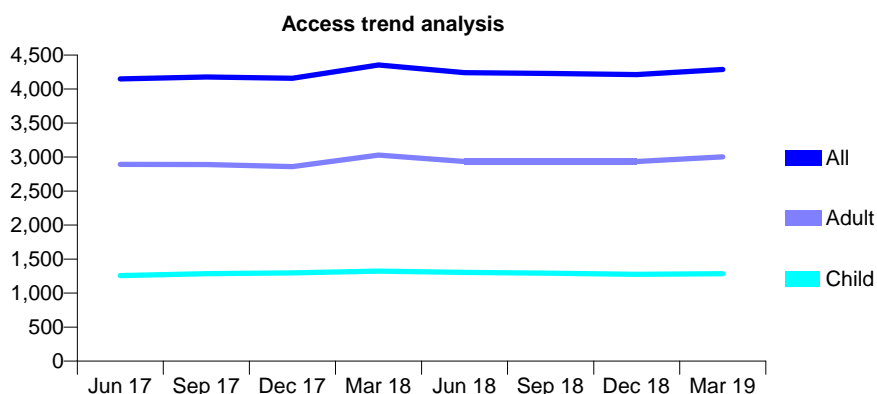
Q58 - Vital Signs At a Glance Contract Report for 741930/0001 - Year end March 2019

Name or company name	MR A PATEL
Contract type name	GDS Contract
Purpose of contract	General
Contract start date	01/04/2006
Contract end date	

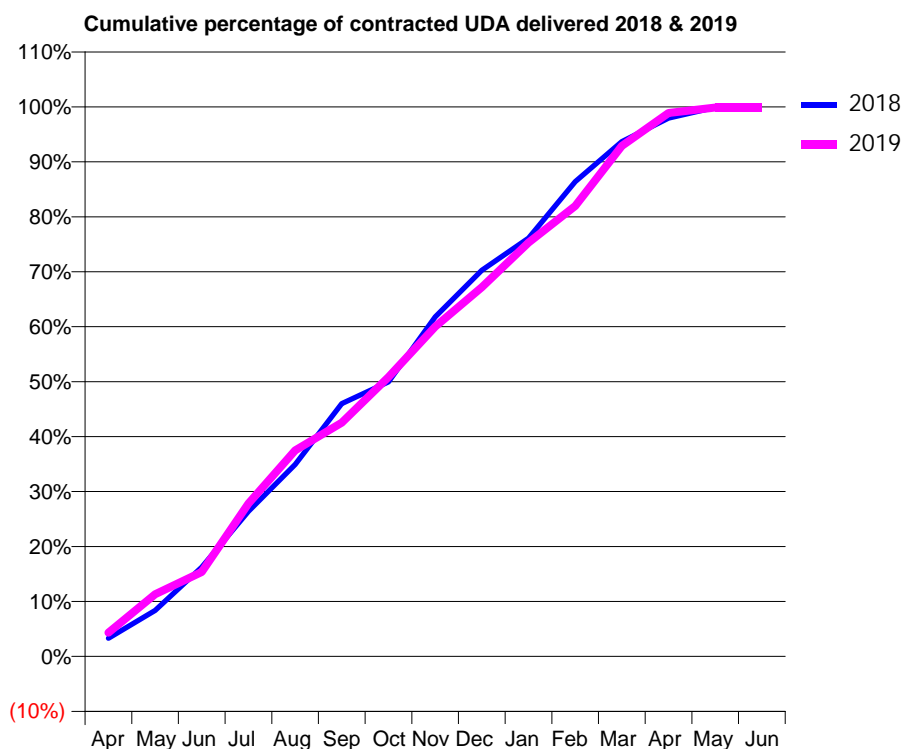
18/19 Contracted general activity (UDA)	6,944
Carry forward general activity (UDA)	7
18/19 Contracted orthodontic activity (UOA)	0
Carry forward orthodontic activity (UOA)	0
Baseline contract value	£163,167.65

ACCESS*

Patients seen in 24 months	Total	Change since previous quarter
Quarter ending March 2018	4,353	
Quarter ending June 2018	4,240	↓
Quarter ending September 2018	4,231	→
Quarter ending December 2018	4,213	→
Quarter ending March 2019	4,288	→
Variance since March 2018	(1.5%)	↓



ACTIVITY



Month	Adjusted Scheduled Activity (UDA)	
	2018	2019
April	230	300
May	581	786
June	1,128	1,067
July	1,835	1,932
August	2,425	2,605
September	3,194	2,954
October	3,468	3,529
November	4,289	4,167
December	4,879	4,666
January	5,286	5,229
February	5,998	5,691
March	6,504	6,449
April	6,802	6,865
May	6,937	6,935
June	6,937	6,935

QUALITY

	Quantity	Base Number	Contract	AT	Region	England
% of FP17s for the same patient ID Re-attending within 3 months - Children	111	1,623	6.8%	11.1%	11.5%	11.8%
% of FP17s for the same patient ID Re-attending within 3 months - Adults	454	3,275	13.9%	14.7%	15.2%	15.7%
% of FP17s for the same patient ID Re-attending between 3 & 9 months - Children	764	1,623	47.1%	58.0%	60.2%	58.9%
% of FP17s for the same patient ID Re-attending between 3 & 9 months - Adults	1,250	3,275	38.2%	48.6%	51.8%	50.8%
% of FP17s for Band 1 Urgent Courses	346	3,966	8.7%	8.7%	8.1%	9.1%
% of FP17s Relating to Free Repair or Replacements	1	3,966	0.0%	0.7%	0.8%	0.8%
% of FP17s Relating to Continuations	64	3,966	1.6%	0.8%	0.9%	0.9%
% of Patients satisfied with the dentistry they have received	2	2	N/A	94.2%	92.7%	92.5%
% of Patients satisfied with the time they had to wait for an appointment	2	2	N/A	85.1%	87.4%	87.0%

* This is based on patients treated on this contract for their most recent course of treatment. Figures in italics indicate the base number of FP17s or Patient Questionnaire responses are less than 100. N/A is shown where the base number of responses is less than 10 during the period. % is calculated as Quantity/Base number*100

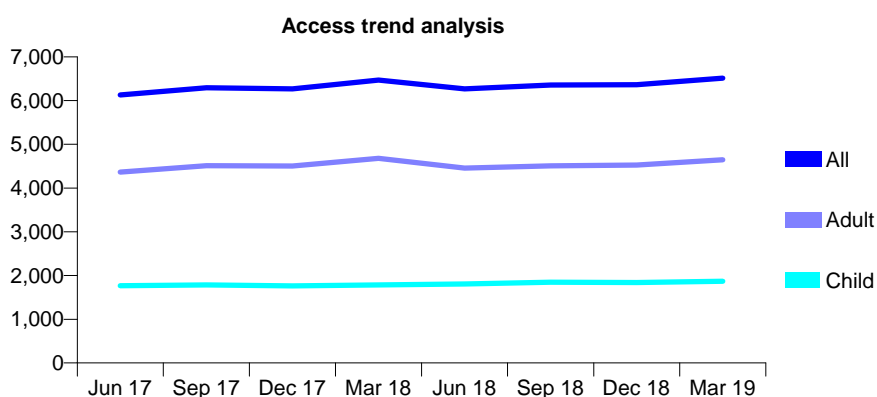
Q58 - Vital Signs At a Glance Contract Report for 741930/0002 - Year end March 2019

Name or company name	MR A PATEL
Contract type name	GDS Contract
Purpose of contract	General
Contract start date	01/04/2006
Contract end date	

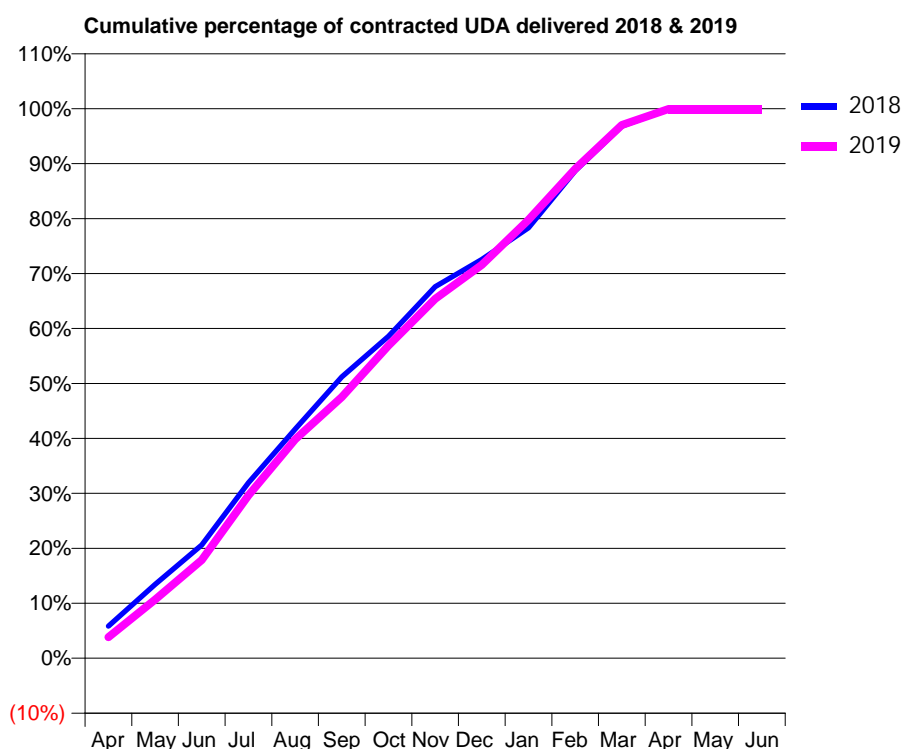
18/19 Contracted general activity (UDA)	15,057
Carry forward general activity (UDA)	12
18/19 Contracted orthodontic activity (UOA)	0
Carry forward orthodontic activity (UOA)	0
Baseline contract value	£316,378.29

ACCESS*

Patients seen in 24 months	Total	Change since previous quarter
Quarter ending March 2018	6,467	
Quarter ending June 2018	6,265	↓
Quarter ending September 2018	6,354	→
Quarter ending December 2018	6,365	→
Quarter ending March 2019	6,515	↑
Variance since March 2018	0.7%	→



ACTIVITY



Month	2018	2019
April	879	578
May	2,021	1,606
June	3,103	2,693
July	4,805	4,462
August	6,274	5,999
September	7,708	7,158
October	8,817	8,566
November	10,179	9,844
December	10,927	10,776
January	11,793	12,012
February	13,354	13,408
March	14,578	14,605
April	15,044	15,047
May	15,045	15,047
June	15,045	15,048

QUALITY

	Quantity	Base Number	Contract	AT	Region	England
% of FP17s for the same patient ID Re-attending within 3 months - Children	145	2,742	5.3%	11.1%	11.5%	11.8%
% of FP17s for the same patient ID Re-attending within 3 months - Adults	647	6,066	10.7%	14.7%	15.2%	15.7%
% of FP17s for the same patient ID Re-attending between 3 & 9 months - Children	1,573	2,742	57.4%	58.0%	60.2%	58.9%
% of FP17s for the same patient ID Re-attending between 3 & 9 months - Adults	3,393	6,066	55.9%	48.6%	51.8%	50.8%
% of FP17s for Band 1 Urgent Courses	651	8,816	7.4%	8.7%	8.1%	9.1%
% of FP17s Relating to Free Repair or Replacements	29	8,816	0.3%	0.7%	0.8%	0.8%
% of FP17s Relating to Continuations	94	8,816	1.1%	0.8%	0.9%	0.9%
% of Patients satisfied with the dentistry they have received	1	1	N/A	94.2%	92.7%	92.5%
% of Patients satisfied with the time they had to wait for an appointment	1	1	N/A	85.1%	87.4%	87.0%

* This is based on patients treated on this contract for their most recent course of treatment.

Figures in italics indicate the base number of FP17s or Patient Questionnaire responses are less than 100. N/A is shown where the base number of responses is less than 10 during the period. % is calculated as Quantity/Base number*100

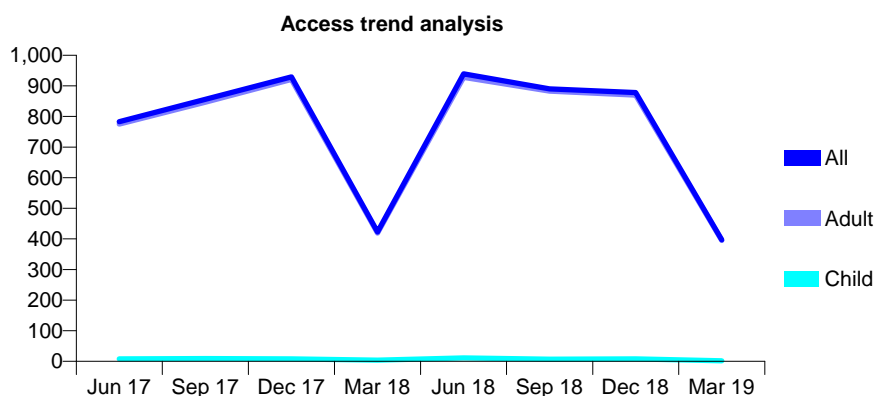
Q58 - Vital Signs At a Glance Contract Report for 741930/0005 - Year end March 2019

Name or company name	MR A PATEL
Contract type name	PDS Contract
Purpose of contract	General
Contract start date	01/01/2013
Contract end date	31/03/2020

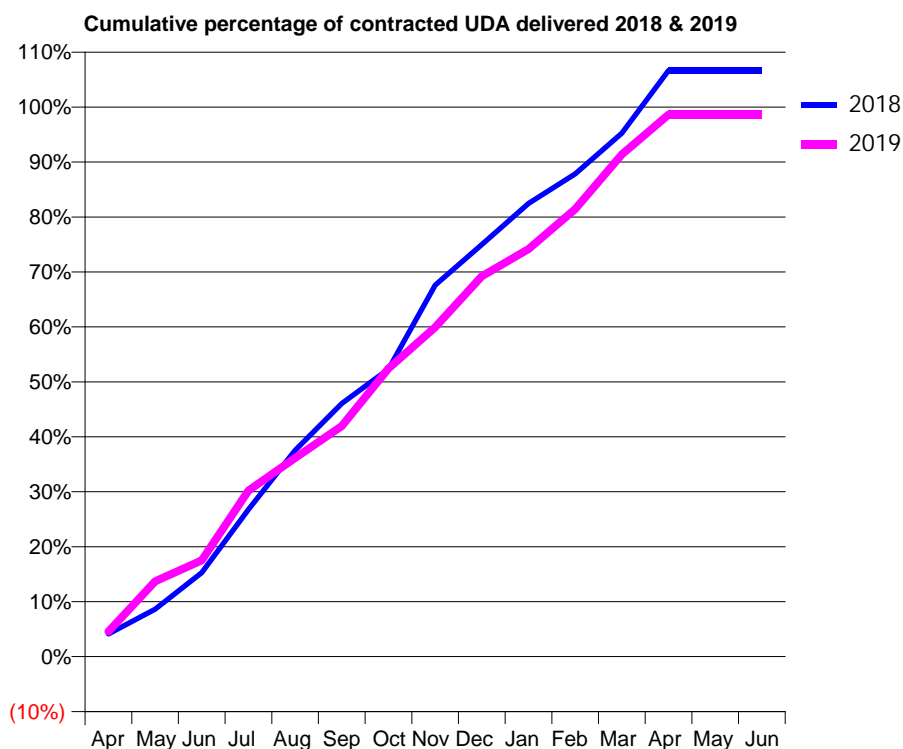
18/19 Contracted general activity (UDA)	2,432
Carry forward general activity (UDA)	0
18/19 Contracted orthodontic activity (UOA)	0
Carry forward orthodontic activity (UOA)	0
Baseline contract value	£162,134.38

ACCESS*

Patients seen in 24 months	Total	Change since previous quarter
Quarter ending March 2018	423	
Quarter ending June 2018	939	↑
Quarter ending September 2018	890	↓
Quarter ending December 2018	878	↓
Quarter ending March 2019	397	↓
Variance since March 2018	(6.1%)	↓



ACTIVITY



Month	Adjusted Scheduled Activity (UDA)	
	2018	2019
April	99	111
May	207	333
June	366	426
July	642	735
August	900	879
September	1,104	1,020
October	1,254	1,275
November	1,620	1,458
December	1,797	1,683
January	1,977	1,803
February	2,106	1,981
March	2,283	2,222
April	2,557	2,399
May	2,557	2,399
June	2,557	2,399

QUALITY

	Quantity	Base Number	Contract	AT	Region	England
% of FP17s for the same patient ID Re-attending within 3 months - Children	0	8	0.0%	11.1%	11.5%	11.8%
% of FP17s for the same patient ID Re-attending within 3 months - Adults	3	840	0.4%	14.7%	15.2%	15.7%
% of FP17s for the same patient ID Re-attending between 3 & 9 months - Children	0	8	0.0%	58.0%	60.2%	58.9%
% of FP17s for the same patient ID Re-attending between 3 & 9 months - Adults	10	840	1.2%	48.6%	51.8%	50.8%
% of FP17s for Band 1 Urgent Courses	0	801	0.0%	8.7%	8.1%	9.1%
% of FP17s Relating to Free Repair or Replacements	0	801	0.0%	0.7%	0.8%	0.8%
% of FP17s Relating to Continuations	0	801	0.0%	0.8%	0.9%	0.9%
% of Patients satisfied with the dentistry they have received	0	0	N/A	94.2%	92.7%	92.5%
% of Patients satisfied with the time they had to wait for an appointment	0	0	N/A	85.1%	87.4%	87.0%

* This is based on patients treated on this contract for their most recent course of treatment. Figures in italics indicate the base number of FP17s or Patient Questionnaire responses are less than 100. N/A is shown where the base number of responses is less than 10 during the period. % is calculated as Quantity/Base number*100

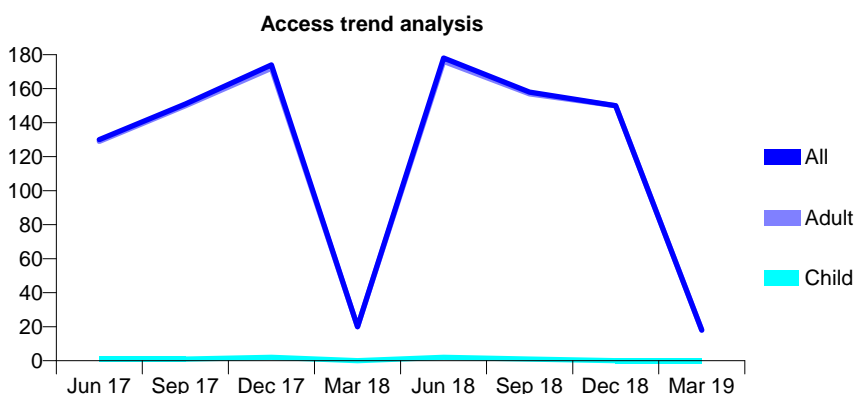
Q58 - Vital Signs At a Glance Contract Report for 741930/0006 - Year end March 2019

Name or company name	MR A PATEL
Contract type name	PDS Contract
Purpose of contract	General
Contract start date	01/01/2013
Contract end date	31/03/2020

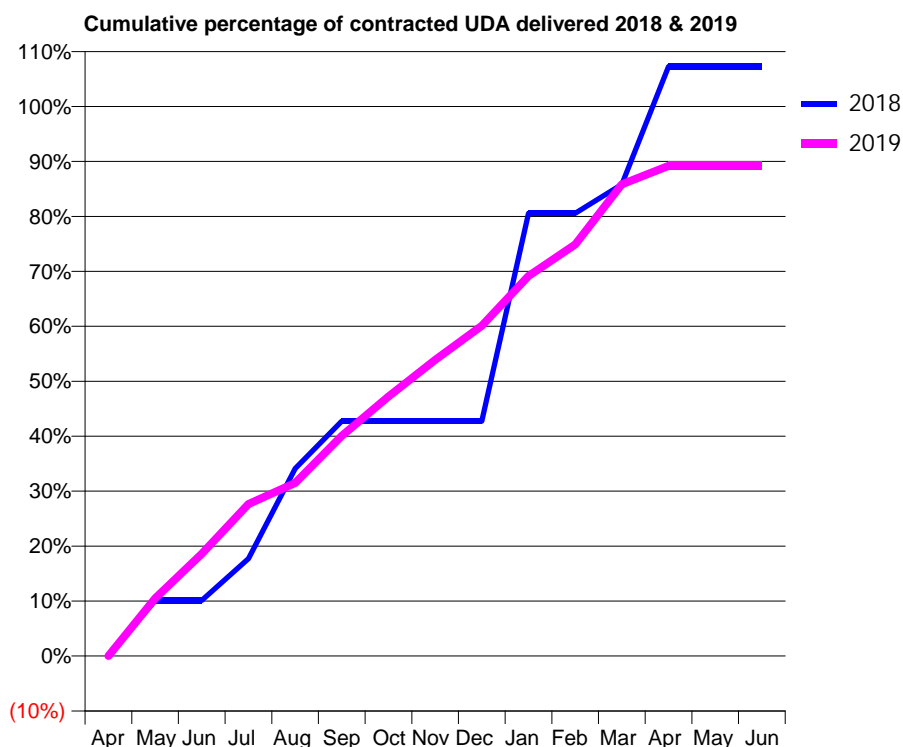
18/19 Contracted general activity (UDA)	629
Carry forward general activity (UDA)	0
18/19 Contracted orthodontic activity (UOA)	0
Carry forward orthodontic activity (UOA)	0
Baseline contract value	£41,934.38

ACCESS*

Patients seen in 24 months	Total	Change since previous quarter
Quarter ending March 2018	20	
Quarter ending June 2018	178	↑
Quarter ending September 2018	158	↓
Quarter ending December 2018	150	↓
Quarter ending March 2019	18	↓
Variance since March 2018	(10.0%)	↓



ACTIVITY



Month	Adjusted Scheduled Activity (UDA)	
	2018	2019
April	0	0
May	60	66
June	60	117
July	105	174
August	202	198
September	253	252
October	253	297
November	253	339
December	253	378
January	477	435
February	477	471
March	508	540
April	635	561
May	635	561
June	635	561

QUALITY

	Quantity	Base Number	Contract	AT	Region	England
% of FP17s for the same patient ID Re-attending within 3 months - Children	0	2	0.0%	11.1%	11.5%	11.8%
% of FP17s for the same patient ID Re-attending within 3 months - Adults	6	222	2.7%	14.7%	15.2%	15.7%
% of FP17s for the same patient ID Re-attending between 3 & 9 months - Children	0	2	0.0%	58.0%	60.2%	58.9%
% of FP17s for the same patient ID Re-attending between 3 & 9 months - Adults	1	222	0.5%	48.6%	51.8%	50.8%
% of FP17s for Band 1 Urgent Courses	0	187	0.0%	8.7%	8.1%	9.1%
% of FP17s Relating to Free Repair or Replacements	0	187	0.0%	0.7%	0.8%	0.8%
% of FP17s Relating to Continuations	0	187	0.0%	0.8%	0.9%	0.9%
% of Patients satisfied with the dentistry they have received	0	0	N/A	94.2%	92.7%	92.5%
% of Patients satisfied with the time they had to wait for an appointment	0	0	N/A	85.1%	87.4%	87.0%

* This is based on patients treated on this contract for their most recent course of treatment. Figures in italics indicate the base number of FP17s or Patient Questionnaire responses are less than 100. N/A is shown where the base number of responses is less than 10 during the period. % is calculated as Quantity/Base number*100

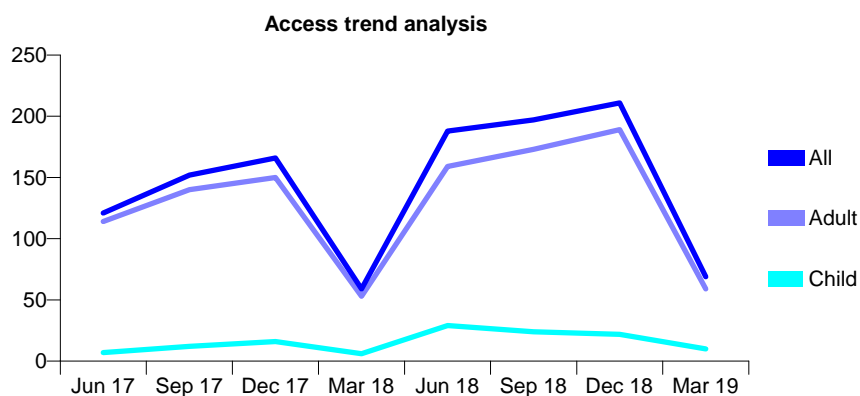
Q58 - Vital Signs At a Glance Contract Report for 741930/0007 - Year end March 2019

Name or company name	MR A PATEL
Contract type name	PDS Contract
Purpose of contract	General
Contract start date	01/01/2013
Contract end date	31/03/2020

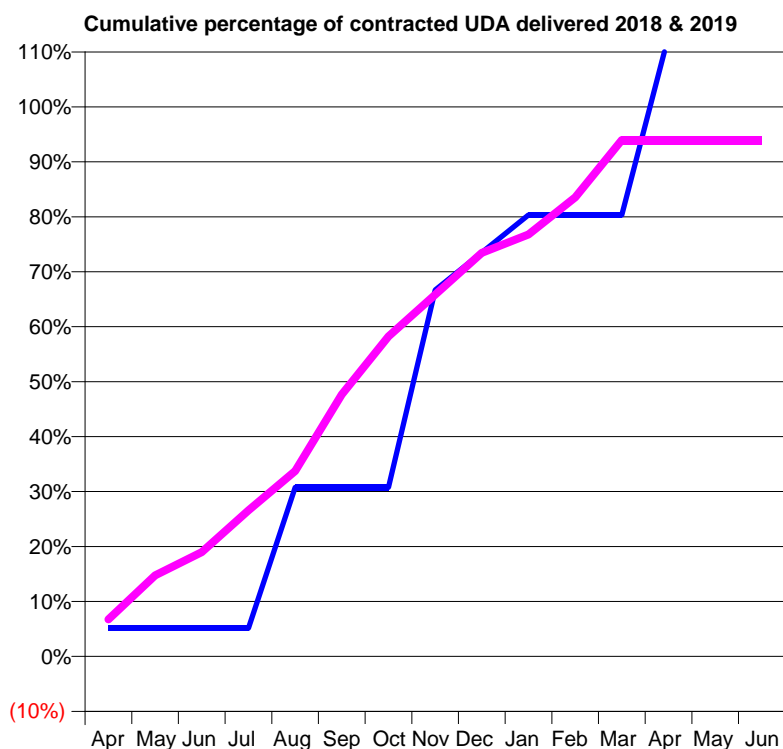
18/19 Contracted general activity (UDA)	711
Carry forward general activity (UDA)	0
18/19 Contracted orthodontic activity (UOA)	0
Carry forward orthodontic activity (UOA)	0
Baseline contract value	£88,876.04

ACCESS*

Patients seen in 24 months	Total	Change since previous quarter
Quarter ending March 2018	59	
Quarter ending June 2018	188	↑
Quarter ending September 2018	197	↑
Quarter ending December 2018	211	↑
Quarter ending March 2019	69	↓
Variance since March 2018	16.9%	↑



ACTIVITY



Month	Adjusted Scheduled Activity (UDA)	
	2018	2019
April	18	48
May	18	105
June	18	135
July	18	189
August	108	240
September	108	339
October	108	414
November	234	468
December	258	522
January	282	546
February	282	594
March	282	668
April	396	668
May	399	668
June	399	668

QUALITY

	Quantity	Base Number	Contract	AT	Region	England
% of FP17s for the same patient ID Re-attending within 3 months - Children	0	30	0.0%	11.1%	11.5%	11.8%
% of FP17s for the same patient ID Re-attending within 3 months - Adults	0	240	0.0%	14.7%	15.2%	15.7%
% of FP17s for the same patient ID Re-attending between 3 & 9 months - Children	0	30	0.0%	58.0%	60.2%	58.9%
% of FP17s for the same patient ID Re-attending between 3 & 9 months - Adults	1	240	0.4%	48.6%	51.8%	50.8%
% of FP17s for Band 1 Urgent Courses	0	224	0.0%	8.7%	8.1%	9.1%
% of FP17s Relating to Free Repair or Replacements	0	224	0.0%	0.7%	0.8%	0.8%
% of FP17s Relating to Continuations	0	224	0.0%	0.8%	0.9%	0.9%
% of Patients satisfied with the dentistry they have received	0	0	N/A	94.2%	92.7%	92.5%
% of Patients satisfied with the time they had to wait for an appointment	0	0	N/A	85.1%	87.4%	87.0%

* This is based on patients treated on this contract for their most recent course of treatment. Figures in italics indicate the base number of FP17s or Patient Questionnaire responses are less than 100. N/A is shown where the base number of responses is less than 10 during the period. % is calculated as Quantity/Base number*100

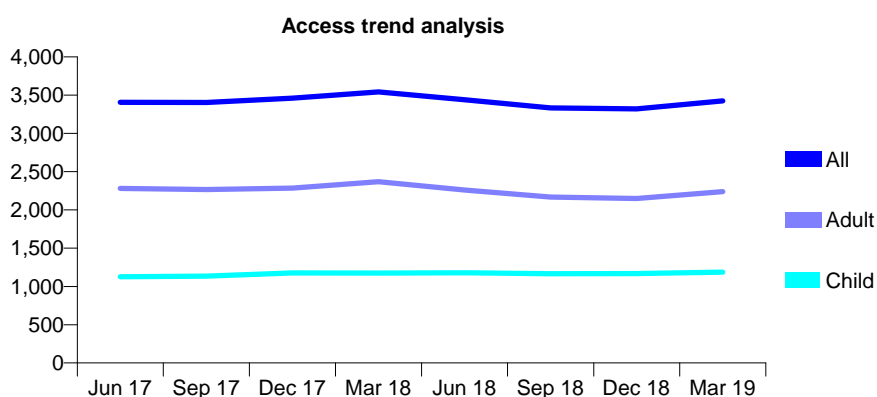
Q58 - Vital Signs At a Glance Contract Report for 742082/0001 - Year end March 2019

Name or company name	MR N BLOOM
Contract type name	GDS Contract
Purpose of contract	General
Contract start date	01/04/2006
Contract end date	

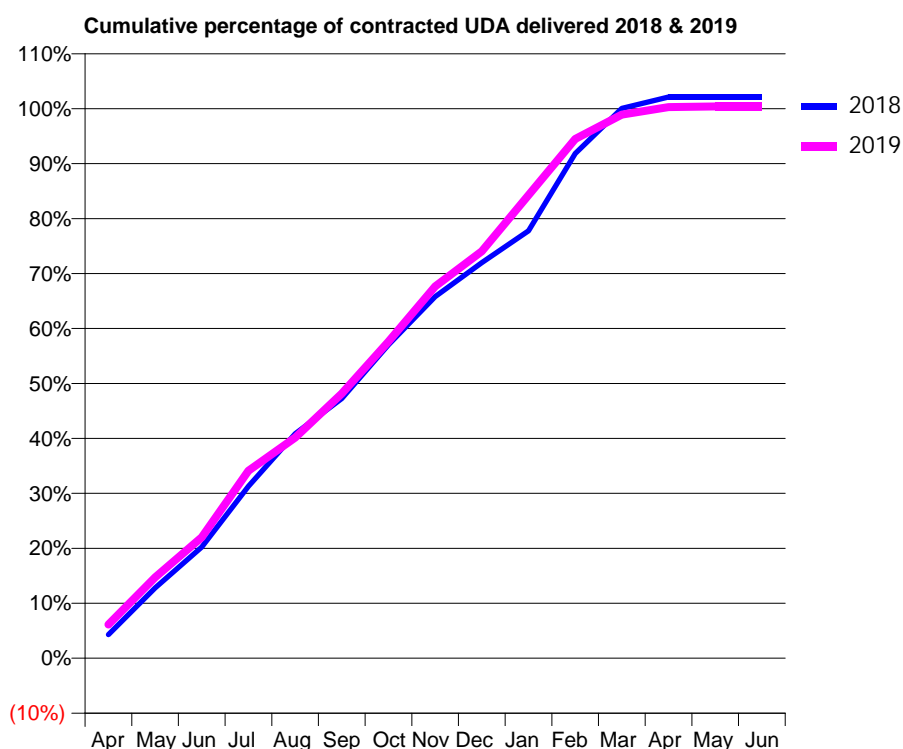
18/19 Contracted general activity (UDA)	8,724
Carry forward general activity (UDA)	-174
18/19 Contracted orthodontic activity (UOA)	0
Carry forward orthodontic activity (UOA)	0
Baseline contract value	£285,620.88

ACCESS*

Patients seen in 24 months	Total	Change since previous quarter
Quarter ending March 2018	3,543	
Quarter ending June 2018	3,439	↓
Quarter ending September 2018	3,333	↓
Quarter ending December 2018	3,319	→
Quarter ending March 2019	3,426	↑
Variance since March 2018	(3.3%)	↓



ACTIVITY



Month	2018	2019
April	375	534
May	1,117	1,284
June	1,765	1,919
July	2,730	2,978
August	3,563	3,502
September	4,123	4,202
October	4,977	5,027
November	5,740	5,902
December	6,280	6,460
January	6,785	7,351
February	8,011	8,243
March	8,728	8,629
April	8,909	8,748
May	8,909	8,759
June	8,909	8,759

QUALITY

	Quantity	Base Number	Contract	AT	Region	England
% of FP17s for the same patient ID Re-attending within 3 months - Children	121	1,562	7.7%	11.1%	11.5%	11.8%
% of FP17s for the same patient ID Re-attending within 3 months - Adults	230	2,226	10.3%	14.7%	15.2%	15.7%
% of FP17s for the same patient ID Re-attending between 3 & 9 months - Children	765	1,562	49.0%	58.0%	60.2%	58.9%
% of FP17s for the same patient ID Re-attending between 3 & 9 months - Adults	947	2,226	42.5%	48.6%	51.8%	50.8%
% of FP17s for Band 1 Urgent Courses	316	3,764	8.4%	8.7%	8.1%	9.1%
% of FP17s Relating to Free Repair or Replacements	6	3,764	0.2%	0.7%	0.8%	0.8%
% of FP17s Relating to Continuations	8	3,764	0.2%	0.8%	0.9%	0.9%
% of Patients satisfied with the dentistry they have received	1	2	N/A	94.2%	92.7%	92.5%
% of Patients satisfied with the time they had to wait for an appointment	1	2	N/A	85.1%	87.4%	87.0%

* This is based on patients treated on this contract for their most recent course of treatment. Figures in italics indicate the base number of FP17s or Patient Questionnaire responses are less than 100. N/A is shown where the base number of responses is less than 10 during the period. % is calculated as Quantity/Base number*100

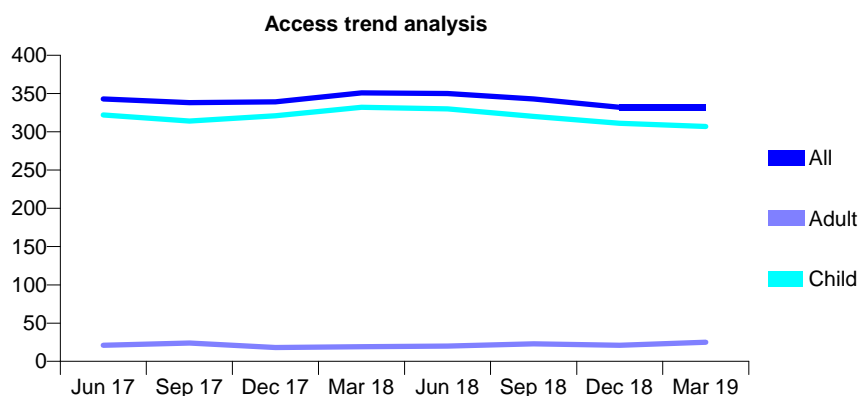
Q58 - Vital Signs At a Glance Contract Report for 746746/0001 - Year end March 2019

Name or company name	MR RJ MILLER-WHITE
Contract type name	GDS Contract
Purpose of contract	General
Contract start date	01/04/2006
Contract end date	

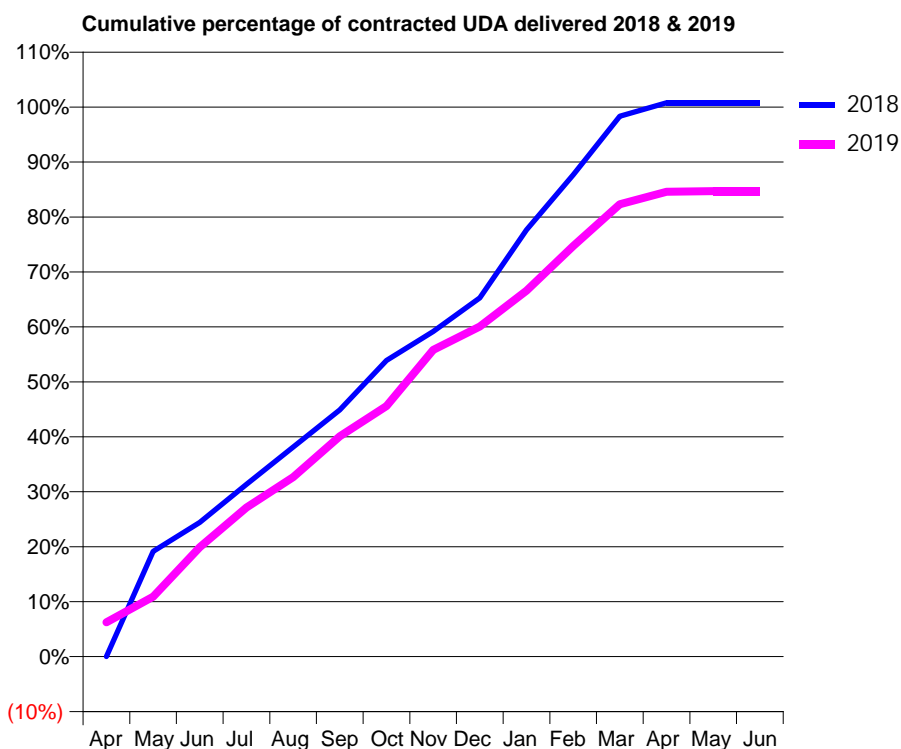
18/19 Contracted general activity (UDA)	800
Carry forward general activity (UDA)	-6
18/19 Contracted orthodontic activity (UOA)	0
Carry forward orthodontic activity (UOA)	0
Baseline contract value	£25,158.86

ACCESS*

Patients seen in 24 months	Total	Change since previous quarter
Quarter ending March 2018	351	
Quarter ending June 2018	350	→
Quarter ending September 2018	343	↓
Quarter ending December 2018	332	↓
Quarter ending March 2019	332	→
Variance since March 2018	(5.4%)	↓



ACTIVITY



Month	Adjusted Scheduled Activity (UDA)	
	2018	2019
April	0	50
May	153	87
June	195	159
July	251	217
August	305	261
September	359	321
October	431	365
November	473	447
December	522	481
January	621	533
February	701	598
March	787	659
April	806	677
May	806	678
June	806	678

QUALITY

	Quantity	Base Number	Contract	AT	Region	England
% of FP17s for the same patient ID Re-attending within 3 months - Children	43	486	8.8%	11.1%	11.5%	11.8%
% of FP17s for the same patient ID Re-attending within 3 months - Adults	0	0	N/A	14.7%	15.2%	15.7%
% of FP17s for the same patient ID Re-attending between 3 & 9 months - Children	280	486	57.6%	58.0%	60.2%	58.9%
% of FP17s for the same patient ID Re-attending between 3 & 9 months - Adults	0	0	N/A	48.6%	51.8%	50.8%
% of FP17s for Band 1 Urgent Courses	3	484	0.6%	8.7%	8.1%	9.1%
% of FP17s Relating to Free Repair or Replacements	0	484	0.0%	0.7%	0.8%	0.8%
% of FP17s Relating to Continuations	7	484	1.4%	0.8%	0.9%	0.9%
% of Patients satisfied with the dentistry they have received	0	0	N/A	94.2%	92.7%	92.5%
% of Patients satisfied with the time they had to wait for an appointment	0	0	N/A	85.1%	87.4%	87.0%

* This is based on patients treated on this contract for their most recent course of treatment. Figures in italics indicate the base number of FP17s or Patient Questionnaire responses are less than 100. N/A is shown where the base number of responses is less than 10 during the period. % is calculated as Quantity/Base number*100

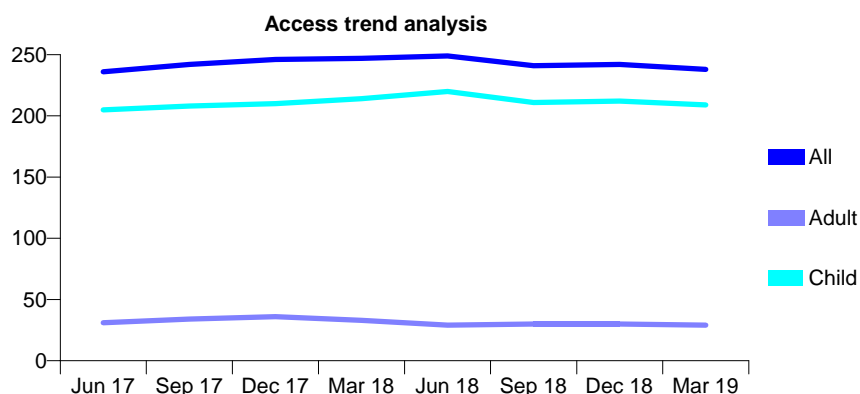
Q58 - Vital Signs At a Glance Contract Report for 751227/0001 - Year end March 2019

Name or company name	MR GK RABIN
Contract type name	GDS Contract
Purpose of contract	General
Contract start date	01/04/2006
Contract end date	

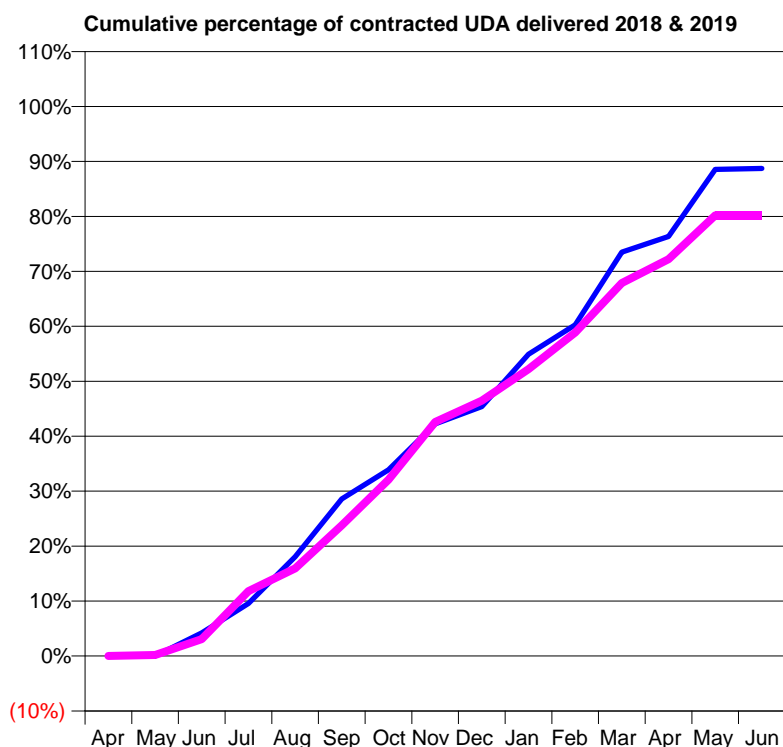
18/19 Contracted general activity (UDA)	600
Carry forward general activity (UDA)	0
18/19 Contracted orthodontic activity (UOA)	0
Carry forward orthodontic activity (UOA)	0
Baseline contract value	£14,714.31

ACCESS*

Patients seen in 24 months	Total	Change since previous quarter
Quarter ending March 2018	247	
Quarter ending June 2018	249	→
Quarter ending September 2018	241	↓
Quarter ending December 2018	242	→
Quarter ending March 2019	238	↓
Variance since March 2018	(3.6%)	↓



ACTIVITY



Month	Adjusted Scheduled Activity (UDA)	
	2018	2019
April	0	0
May	0	1
June	25	18
July	57	71
August	108	96
September	171	143
October	203	192
November	253	256
December	272	279
January	329	313
February	362	353
March	441	407
April	458	433
May	531	481
June	532	481

QUALITY

	Quantity	Base Number	Contract	AT	Region	England
% of FP17s for the same patient ID Re-attending within 3 months - Children	28	318	8.8%	11.1%	11.5%	11.8%
% of FP17s for the same patient ID Re-attending within 3 months - Adults	1	9	11.1%	14.7%	15.2%	15.7%
% of FP17s for the same patient ID Re-attending between 3 & 9 months - Children	207	318	65.1%	58.0%	60.2%	58.9%
% of FP17s for the same patient ID Re-attending between 3 & 9 months - Adults	5	9	55.6%	48.6%	51.8%	50.8%
% of FP17s for Band 1 Urgent Courses	11	320	3.4%	8.7%	8.1%	9.1%
% of FP17s Relating to Free Repair or Replacements	0	320	0.0%	0.7%	0.8%	0.8%
% of FP17s Relating to Continuations	0	320	0.0%	0.8%	0.9%	0.9%
% of Patients satisfied with the dentistry they have received	0	0	N/A	94.2%	92.7%	92.5%
% of Patients satisfied with the time they had to wait for an appointment	0	0	N/A	85.1%	87.4%	87.0%

* This is based on patients treated on this contract for their most recent course of treatment. Figures in italics indicate the base number of FP17s or Patient Questionnaire responses are less than 100. N/A is shown where the base number of responses is less than 10 during the period. % is calculated as Quantity/Base number*100

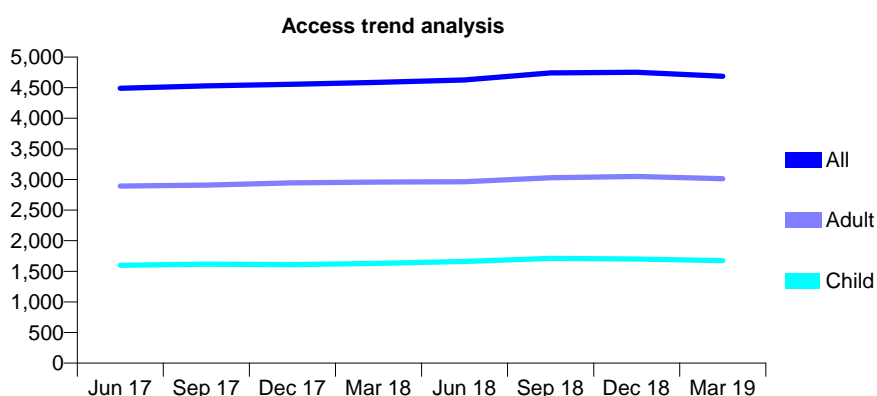
Q58 - Vital Signs At a Glance Contract Report for 753688/0001 - Year end March 2019

Name or company name	MR B KOTECHEA
Contract type name	GDS Contract
Purpose of contract	General
Contract start date	01/04/2006
Contract end date	

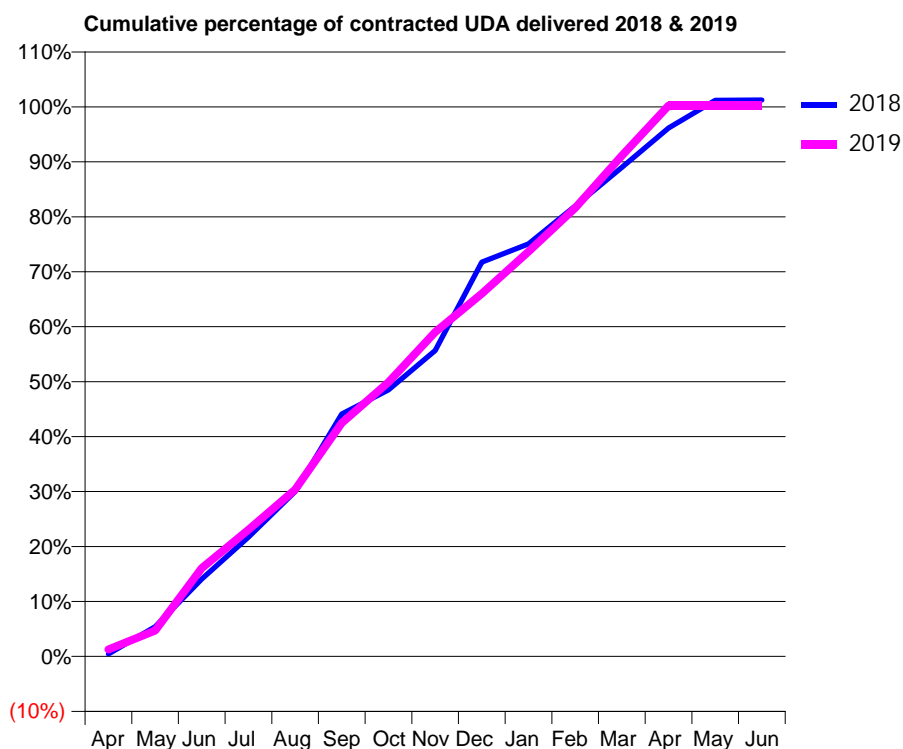
18/19 Contracted general activity (UDA)	13,220
Carry forward general activity (UDA)	-167
18/19 Contracted orthodontic activity (UOA)	0
Carry forward orthodontic activity (UOA)	0
Baseline contract value	£339,482.49

ACCESS*

Patients seen in 24 months	Total	Change since previous quarter
Quarter ending March 2018	4,587	
Quarter ending June 2018	4,626	→
Quarter ending September 2018	4,742	↑
Quarter ending December 2018	4,750	→
Quarter ending March 2019	4,687	↓
Variance since March 2018	2.2%	↑



ACTIVITY



Month	Adjusted Scheduled Activity (UDA)	
	2018	2019
April	59	167
May	715	620
June	1,862	2,123
July	2,870	3,047
August	3,968	4,014
September	5,832	5,615
October	6,410	6,599
November	7,362	7,802
December	9,484	8,724
January	9,923	9,738
February	10,836	10,790
March	11,761	12,044
April	12,711	13,247
May	13,377	13,249
June	13,387	13,250

QUALITY

	Quantity	Base Number	Contract	AT	Region	England
% of FP17s for the same patient ID Re-attending within 3 months - Children	167	2,729	6.1%	11.1%	11.5%	11.8%
% of FP17s for the same patient ID Re-attending within 3 months - Adults	516	4,559	11.3%	14.7%	15.2%	15.7%
% of FP17s for the same patient ID Re-attending between 3 & 9 months - Children	1,882	2,729	69.0%	58.0%	60.2%	58.9%
% of FP17s for the same patient ID Re-attending between 3 & 9 months - Adults	2,929	4,559	64.2%	48.6%	51.8%	50.8%
% of FP17s for Band 1 Urgent Courses	547	7,124	7.7%	8.7%	8.1%	9.1%
% of FP17s Relating to Free Repair or Replacements	25	7,124	0.4%	0.7%	0.8%	0.8%
% of FP17s Relating to Continuations	17	7,124	0.2%	0.8%	0.9%	0.9%
% of Patients satisfied with the dentistry they have received	1	1	N/A	94.2%	92.7%	92.5%
% of Patients satisfied with the time they had to wait for an appointment	1	1	N/A	85.1%	87.4%	87.0%

* This is based on patients treated on this contract for their most recent course of treatment. Figures in italics indicate the base number of FP17s or Patient Questionnaire responses are less than 100. N/A is shown where the base number of responses is less than 10 during the period. % is calculated as Quantity/Base number*100

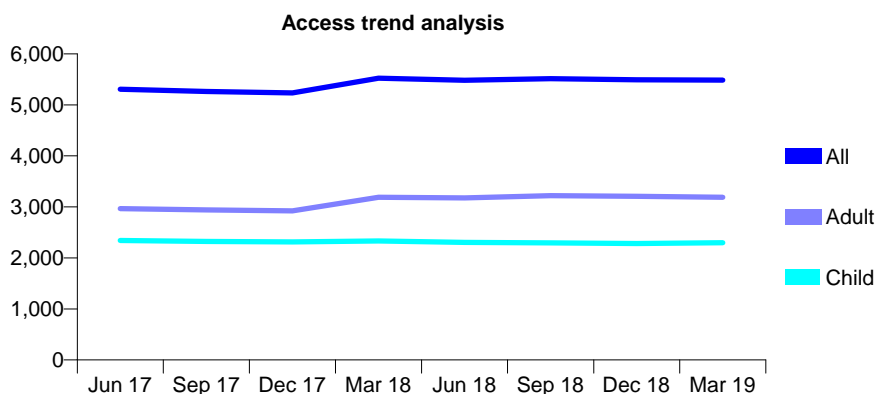
Q58 - Vital Signs At a Glance Contract Report for 755737/0001 - Year end March 2019

Name or company name	MR SK EFSTRATIOU
Contract type name	GDS Contract
Purpose of contract	General
Contract start date	01/04/2006
Contract end date	

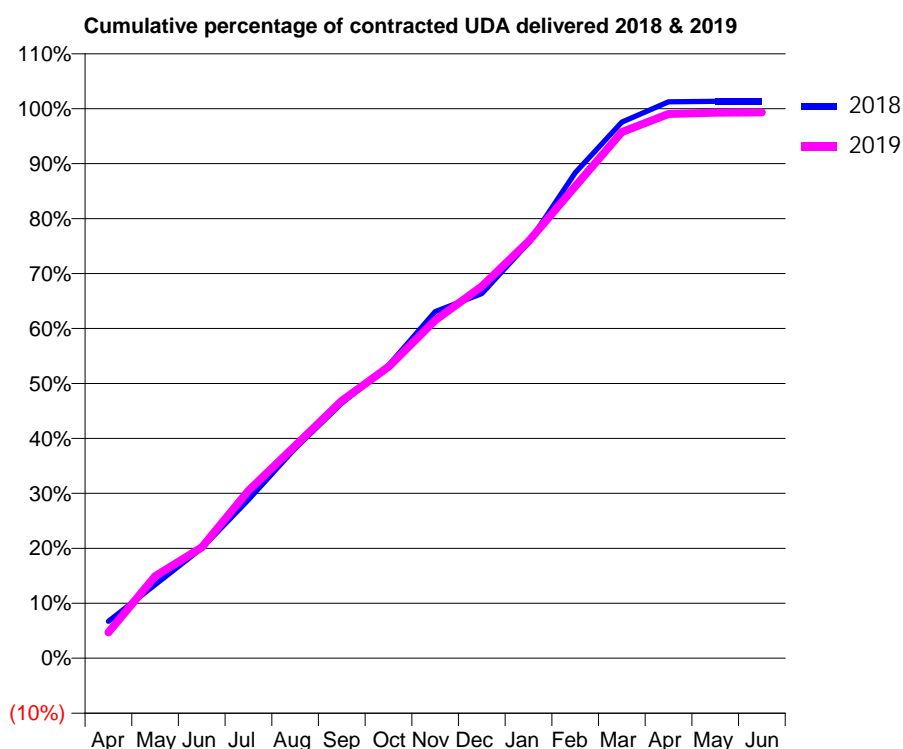
18/19 Contracted general activity (UDA)	11,700
Carry forward general activity (UDA)	-156
18/19 Contracted orthodontic activity (UOA)	0
Carry forward orthodontic activity (UOA)	0
Baseline contract value	£329,936.92

ACCESS*

Patients seen in 24 months	Total	Change since previous quarter
Quarter ending March 2018	5,522	
Quarter ending June 2018	5,480	→
Quarter ending September 2018	5,514	→
Quarter ending December 2018	5,491	→
Quarter ending March 2019	5,485	→
Variance since March 2018	(0.7%)	→



ACTIVITY



Month	Adjusted Scheduled Activity (UDA)	
	2018	2019
April	784	551
May	1,566	1,746
June	2,345	2,360
July	3,375	3,566
August	4,469	4,523
September	5,430	5,481
October	6,233	6,202
November	7,378	7,195
December	7,763	7,918
January	8,842	8,875
February	10,335	10,046
March	11,412	11,202
April	11,845	11,587
May	11,856	11,615
June	11,856	11,620

QUALITY

	Quantity	Base Number	Contract	AT	Region	England
% of FP17s for the same patient ID Re-attending within 3 months - Children	312	3,528	8.8%	11.1%	11.5%	11.8%
% of FP17s for the same patient ID Re-attending within 3 months - Adults	573	3,633	15.8%	14.7%	15.2%	15.7%
% of FP17s for the same patient ID Re-attending between 3 & 9 months - Children	2,148	3,528	60.9%	58.0%	60.2%	58.9%
% of FP17s for the same patient ID Re-attending between 3 & 9 months - Adults	1,707	3,633	47.0%	48.6%	51.8%	50.8%
% of FP17s for Band 1 Urgent Courses	662	6,277	10.5%	8.7%	8.1%	9.1%
% of FP17s Relating to Free Repair or Replacements	18	6,277	0.3%	0.7%	0.8%	0.8%
% of FP17s Relating to Continuations	24	6,277	0.4%	0.8%	0.9%	0.9%
% of Patients satisfied with the dentistry they have received	2	2	N/A	94.2%	92.7%	92.5%
% of Patients satisfied with the time they had to wait for an appointment	2	2	N/A	85.1%	87.4%	87.0%

* This is based on patients treated on this contract for their most recent course of treatment.

Figures in italics indicate the base number of FP17s or Patient Questionnaire responses are less than 100. N/A is shown where the base number of responses is less than 10 during the period. % is calculated as Quantity/Base number*100

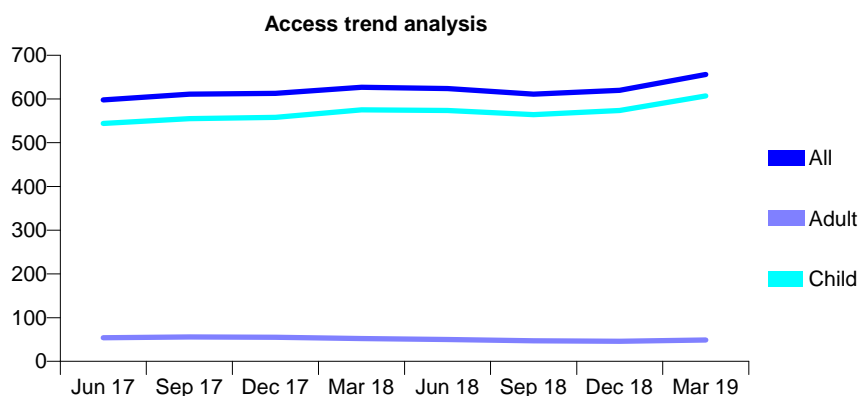
Q58 - Vital Signs At a Glance Contract Report for 762377/0001 - Year end March 2019

Name or company name	MISS AM BROKENSHERE
Contract type name	GDS Contract
Purpose of contract	General
Contract start date	01/04/2006
Contract end date	

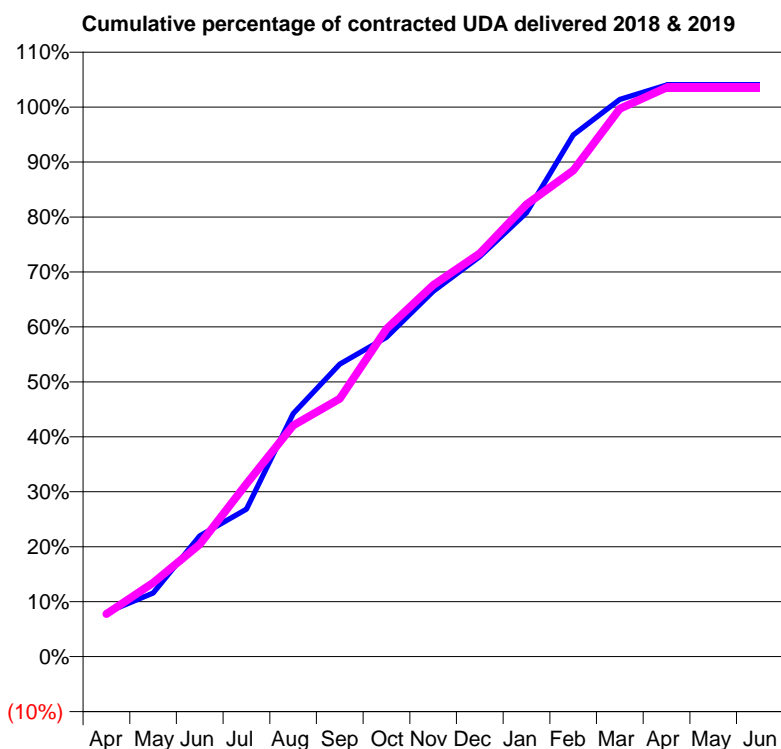
18/19 Contracted general activity (UDA)	990
Carry forward general activity (UDA)	-19
18/19 Contracted orthodontic activity (UOA)	0
Carry forward orthodontic activity (UOA)	0
Baseline contract value	£23,106.35

ACCESS*

Patients seen in 24 months	Total	Change since previous quarter
Quarter ending March 2018	627	
Quarter ending June 2018	624	→
Quarter ending September 2018	611	↓
Quarter ending December 2018	620	→
Quarter ending March 2019	656	↑
Variance since March 2018	4.6%	↑



ACTIVITY



Month	Adjusted Scheduled Activity (UDA)	
	2018	2019
April	79	77
May	115	133
June	218	202
July	266	311
August	438	416
September	527	464
October	575	590
November	658	669
December	721	726
January	800	815
February	940	876
March	1,004	987
April	1,030	1,025
May	1,030	1,025
June	1,030	1,025

QUALITY

	Quantity	Base Number	Contract	AT	Region	England
% of FP17s for the same patient ID Re-attending within 3 months - Children	18	764	2.4%	11.1%	11.5%	11.8%
% of FP17s for the same patient ID Re-attending within 3 months - Adults	0	0	N/A	14.7%	15.2%	15.7%
% of FP17s for the same patient ID Re-attending between 3 & 9 months - Children	372	764	48.7%	58.0%	60.2%	58.9%
% of FP17s for the same patient ID Re-attending between 3 & 9 months - Adults	0	0	N/A	48.6%	51.8%	50.8%
% of FP17s for Band 1 Urgent Courses	5	768	0.7%	8.7%	8.1%	9.1%
% of FP17s Relating to Free Repair or Replacements	0	768	0.0%	0.7%	0.8%	0.8%
% of FP17s Relating to Continuations	3	768	0.4%	0.8%	0.9%	0.9%
% of Patients satisfied with the dentistry they have received	1	1	N/A	94.2%	92.7%	92.5%
% of Patients satisfied with the time they had to wait for an appointment	1	1	N/A	85.1%	87.4%	87.0%

* This is based on patients treated on this contract for their most recent course of treatment. Figures in italics indicate the base number of FP17s or Patient Questionnaire responses are less than 100. N/A is shown where the base number of responses is less than 10 during the period. % is calculated as Quantity/Base number*100

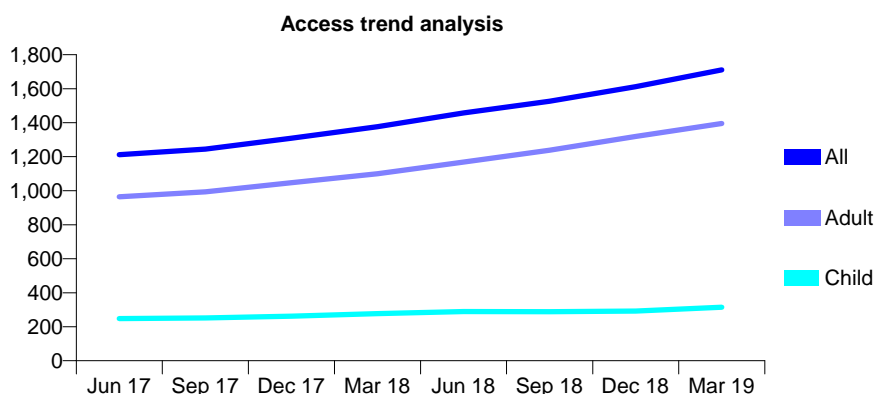
Q58 - Vital Signs At a Glance Contract Report for 763306/0001 - Year end March 2019

Name or company name	Dr Karan Patel
Contract type name	GDS Contract
Purpose of contract	General
Contract start date	01/04/2006
Contract end date	

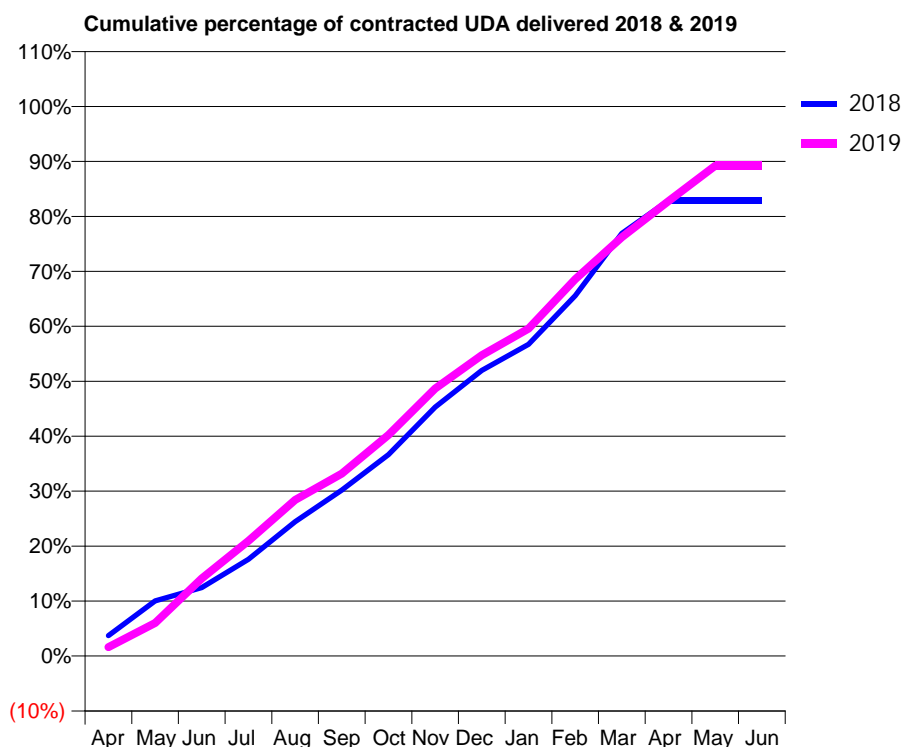
18/19 Contracted general activity (UDA)	9,850
Carry forward general activity (UDA)	0
18/19 Contracted orthodontic activity (UOA)	0
Carry forward orthodontic activity (UOA)	0
Baseline contract value	£244,683.46

ACCESS*

Patients seen in 24 months	Total	Change since previous quarter
Quarter ending March 2018	1,377	
Quarter ending June 2018	1,458	↑
Quarter ending September 2018	1,526	↑
Quarter ending December 2018	1,611	↑
Quarter ending March 2019	1,710	↑
Variance since March 2018	24.2%	↑



ACTIVITY



Month	Adjusted Scheduled Activity (UDA)	
	2018	2019
April	368	158
May	989	592
June	1,227	1,390
July	1,734	2,064
August	2,408	2,798
September	2,974	3,268
October	3,610	3,965
November	4,461	4,797
December	5,118	5,390
January	5,588	5,868
February	6,459	6,754
March	7,573	7,507
April	8,163	8,154
May	8,164	8,788
June	8,164	8,788

QUALITY

	Quantity	Base Number	Contract	AT	Region	England
% of FP17s for the same patient ID Re-attending within 3 months - Children	58	455	12.7%	11.1%	11.5%	11.8%
% of FP17s for the same patient ID Re-attending within 3 months - Adults	395	2,034	19.4%	14.7%	15.2%	15.7%
% of FP17s for the same patient ID Re-attending between 3 & 9 months - Children	217	455	47.7%	58.0%	60.2%	58.9%
% of FP17s for the same patient ID Re-attending between 3 & 9 months - Adults	1,036	2,034	50.9%	48.6%	51.8%	50.8%
% of FP17s for Band 1 Urgent Courses	258	2,605	9.9%	8.7%	8.1%	9.1%
% of FP17s Relating to Free Repair or Replacements	16	2,605	0.6%	0.7%	0.8%	0.8%
% of FP17s Relating to Continuations	21	2,605	0.8%	0.8%	0.9%	0.9%
% of Patients satisfied with the dentistry they have received	2	2	N/A	94.2%	92.7%	92.5%
% of Patients satisfied with the time they had to wait for an appointment	1	2	N/A	85.1%	87.4%	87.0%

* This is based on patients treated on this contract for their most recent course of treatment. Figures in italics indicate the base number of FP17s or Patient Questionnaire responses are less than 100. N/A is shown where the base number of responses is less than 10 during the period. % is calculated as Quantity/Base number*100

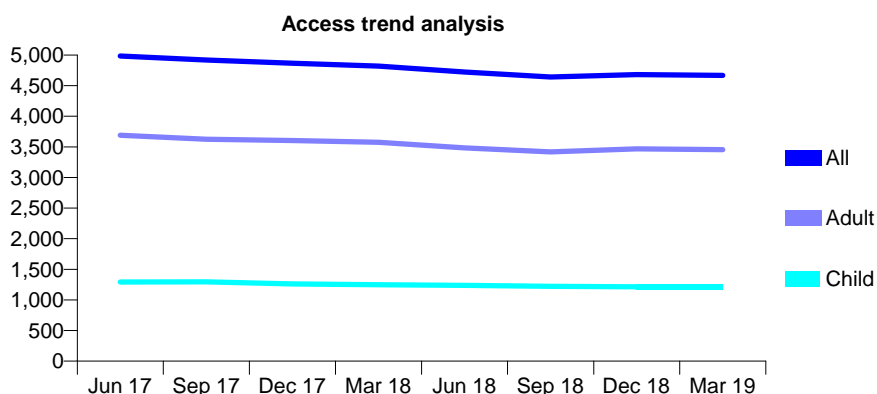
Q58 - Vital Signs At a Glance Contract Report for 764280/0001 - Year end March 2019

Name or company name	MRS AO IYALLA
Contract type name	GDS Contract
Purpose of contract	General
Contract start date	01/04/2006
Contract end date	

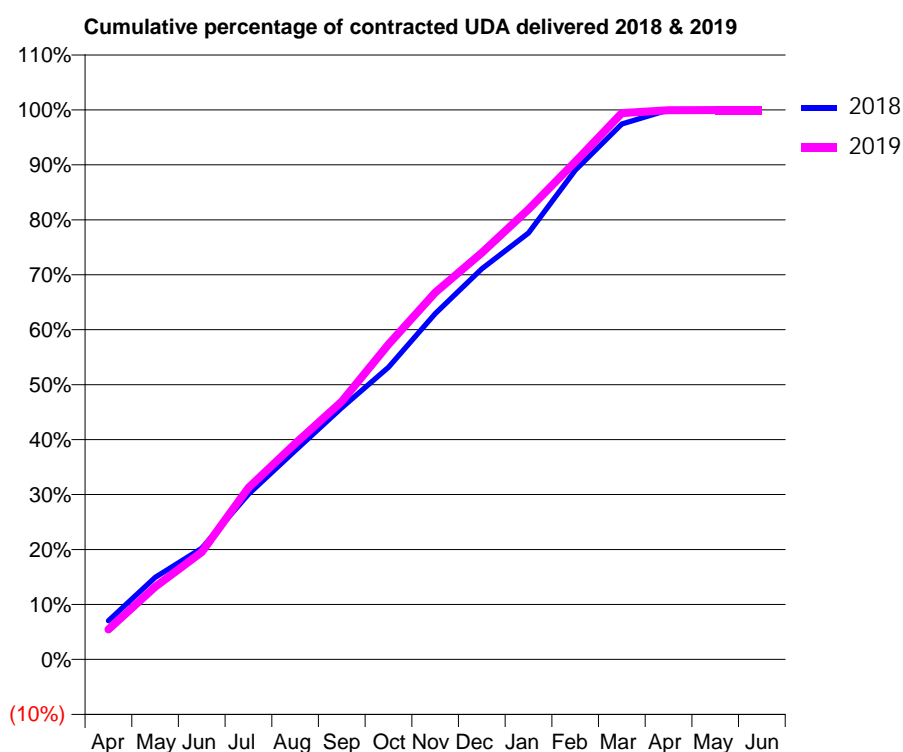
18/19 Contracted general activity (UDA)	15,337
Carry forward general activity (UDA)	4
18/19 Contracted orthodontic activity (UOA)	0
Carry forward orthodontic activity (UOA)	0
Baseline contract value	£398,364.17

ACCESS*

Patients seen in 24 months	Total	Change since previous quarter
Quarter ending March 2018	4,821	
Quarter ending June 2018	4,722	↓
Quarter ending September 2018	4,641	↓
Quarter ending December 2018	4,681	→
Quarter ending March 2019	4,668	→
Variance since March 2018	(3.2%)	↓



ACTIVITY



Month	Adjusted Scheduled Activity (UDA)	
	2018	2019
April	1,083	839
May	2,291	2,028
June	3,102	2,995
July	4,614	4,791
August	5,827	6,024
September	7,024	7,195
October	8,151	8,793
November	9,649	10,241
December	10,899	11,346
January	11,899	12,564
February	13,649	13,888
March	14,940	15,247
April	15,335	15,327
May	15,332	15,331
June	15,332	15,332

QUALITY

	Quantity	Base Number	Contract	AT	Region	England
% of FP17s for the same patient ID Re-attending within 3 months - Children	57	1,654	3.4%	11.1%	11.5%	11.8%
% of FP17s for the same patient ID Re-attending within 3 months - Adults	360	3,992	9.0%	14.7%	15.2%	15.7%
% of FP17s for the same patient ID Re-attending between 3 & 9 months - Children	923	1,654	55.8%	58.0%	60.2%	58.9%
% of FP17s for the same patient ID Re-attending between 3 & 9 months - Adults	1,880	3,992	47.1%	48.6%	51.8%	50.8%
% of FP17s for Band 1 Urgent Courses	379	5,564	6.8%	8.7%	8.1%	9.1%
% of FP17s Relating to Free Repair or Replacements	31	5,564	0.6%	0.7%	0.8%	0.8%
% of FP17s Relating to Continuations	0	5,564	0.0%	0.8%	0.9%	0.9%
% of Patients satisfied with the dentistry they have received	1	1	N/A	94.2%	92.7%	92.5%
% of Patients satisfied with the time they had to wait for an appointment	1	1	N/A	85.1%	87.4%	87.0%

* This is based on patients treated on this contract for their most recent course of treatment. Figures in italics indicate the base number of FP17s or Patient Questionnaire responses are less than 100. N/A is shown where the base number of responses is less than 10 during the period. % is calculated as Quantity/Base number*100

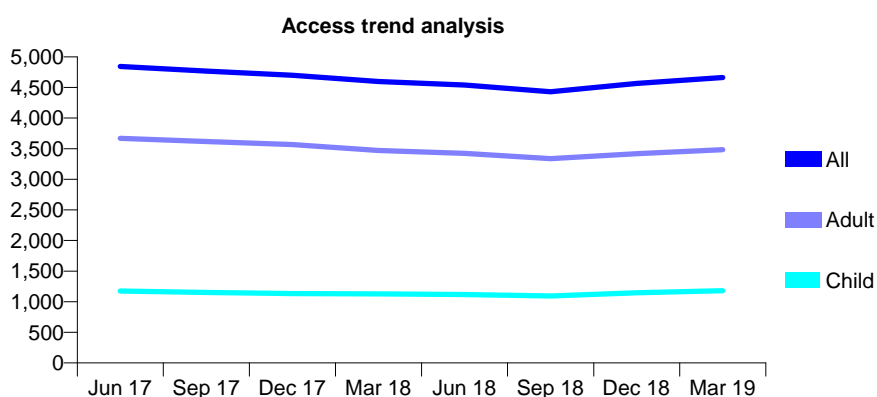
Q58 - Vital Signs At a Glance Contract Report for 764779/0001 - Year end March 2019

Name or company name	MR PD LITCHFIELD
Contract type name	GDS Contract
Purpose of contract	General
Contract start date	01/04/2006
Contract end date	

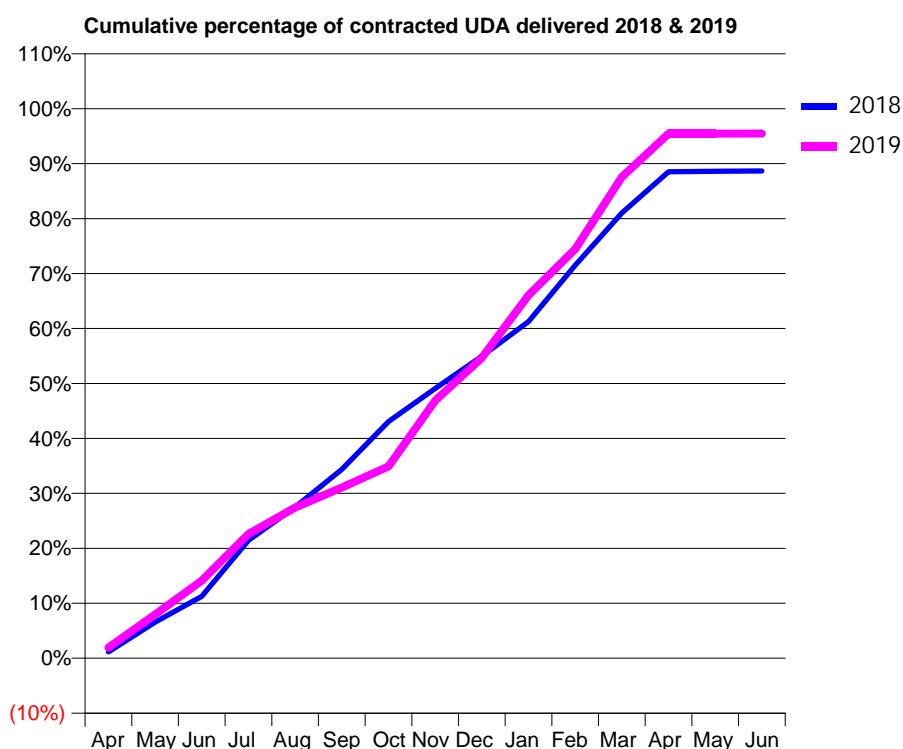
18/19 Contracted general activity (UDA)	13,776
Carry forward general activity (UDA)	0
18/19 Contracted orthodontic activity (UOA)	0
Carry forward orthodontic activity (UOA)	0
Baseline contract value	£362,098.27

ACCESS*

Patients seen in 24 months	Total	Change since previous quarter
Quarter ending March 2018	4,599	
Quarter ending June 2018	4,540	↓
Quarter ending September 2018	4,431	↓
Quarter ending December 2018	4,566	↑
Quarter ending March 2019	4,663	↑
Variance since March 2018	1.4%	→



ACTIVITY



Month	2018	2019
April	159	265
May	905	1,098
June	1,548	1,944
July	2,956	3,118
August	3,791	3,774
September	4,731	4,281
October	5,931	4,808
November	6,763	6,455
December	7,566	7,532
January	8,440	9,102
February	9,852	10,256
March	11,159	12,064
April	12,195	13,149
May	12,207	13,149
June	12,213	13,152

QUALITY

	Quantity	Base Number	Contract	AT	Region	England
% of FP17s for the same patient ID Re-attending within 3 months - Children	106	1,250	8.5%	11.1%	11.5%	11.8%
% of FP17s for the same patient ID Re-attending within 3 months - Adults	842	3,949	21.3%	14.7%	15.2%	15.7%
% of FP17s for the same patient ID Re-attending between 3 & 9 months - Children	318	1,250	25.4%	58.0%	60.2%	58.9%
% of FP17s for the same patient ID Re-attending between 3 & 9 months - Adults	1,020	3,949	25.8%	48.6%	51.8%	50.8%
% of FP17s for Band 1 Urgent Courses	819	5,180	15.8%	8.7%	8.1%	9.1%
% of FP17s Relating to Free Repair or Replacements	100	5,180	1.9%	0.7%	0.8%	0.8%
% of FP17s Relating to Continuations	143	5,180	2.8%	0.8%	0.9%	0.9%
% of Patients satisfied with the dentistry they have received	3	3	N/A	94.2%	92.7%	92.5%
% of Patients satisfied with the time they had to wait for an appointment	2	3	N/A	85.1%	87.4%	87.0%

* This is based on patients treated on this contract for their most recent course of treatment. Figures in italics indicate the base number of FP17s or Patient Questionnaire responses are less than 100. N/A is shown where the base number of responses is less than 10 during the period. % is calculated as Quantity/Base number*100

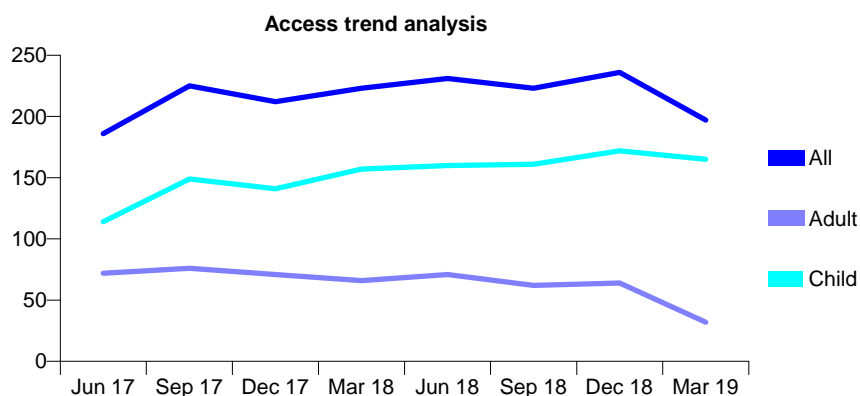
Q58 - Vital Signs At a Glance Contract Report for 765279/0001 - Year end March 2019

Name or company name	Tilehouse Dental Clinic
Contract type name	GDS Contract
Purpose of contract	General
Contract start date	01/04/2007
Contract end date	

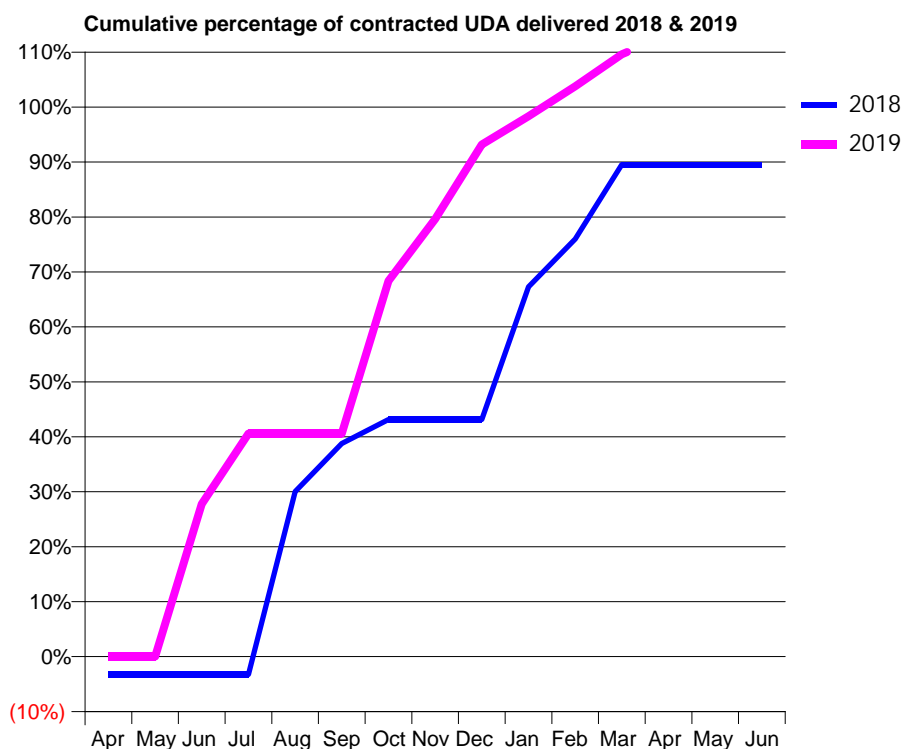
18/19 Contracted general activity (UDA)	275
Carry forward general activity (UDA)	0
18/19 Contracted orthodontic activity (UOA)	0
Carry forward orthodontic activity (UOA)	0
Baseline contract value	£6,186.12

ACCESS*

Patients seen in 24 months	Total	Change since previous quarter
Quarter ending March 2018	223	
Quarter ending June 2018	231	↑
Quarter ending September 2018	223	↓
Quarter ending December 2018	236	↑
Quarter ending March 2019	197	↓
Variance since March 2018	(11.7%)	↓



ACTIVITY



Month	Adjusted Scheduled Activity (UDA)	
	2018	2019
April	-9	0
May	-9	0
June	-9	76
July	-9	112
August	83	112
September	107	112
October	119	188
November	119	219
December	119	256
January	185	270
February	209	285
March	246	301
April	246	311
May	246	311
June	246	311

QUALITY

	Quantity	Base Number	Contract	AT	Region	England
% of FP17s for the same patient ID Re-attending within 3 months - Children	18	276	6.5%	11.1%	11.5%	11.8%
% of FP17s for the same patient ID Re-attending within 3 months - Adults	0	23	0.0%	14.7%	15.2%	15.7%
% of FP17s for the same patient ID Re-attending between 3 & 9 months - Children	182	276	65.9%	58.0%	60.2%	58.9%
% of FP17s for the same patient ID Re-attending between 3 & 9 months - Adults	8	23	34.8%	48.6%	51.8%	50.8%
% of FP17s for Band 1 Urgent Courses	7	283	2.5%	8.7%	8.1%	9.1%
% of FP17s Relating to Free Repair or Replacements	0	283	0.0%	0.7%	0.8%	0.8%
% of FP17s Relating to Continuations	0	283	0.0%	0.8%	0.9%	0.9%
% of Patients satisfied with the dentistry they have received	0	0	N/A	94.2%	92.7%	92.5%
% of Patients satisfied with the time they had to wait for an appointment	0	0	N/A	85.1%	87.4%	87.0%

* This is based on patients treated on this contract for their most recent course of treatment. Figures in italics indicate the base number of FP17s or Patient Questionnaire responses are less than 100. N/A is shown where the base number of responses is less than 10 during the period. % is calculated as Quantity/Base number*100

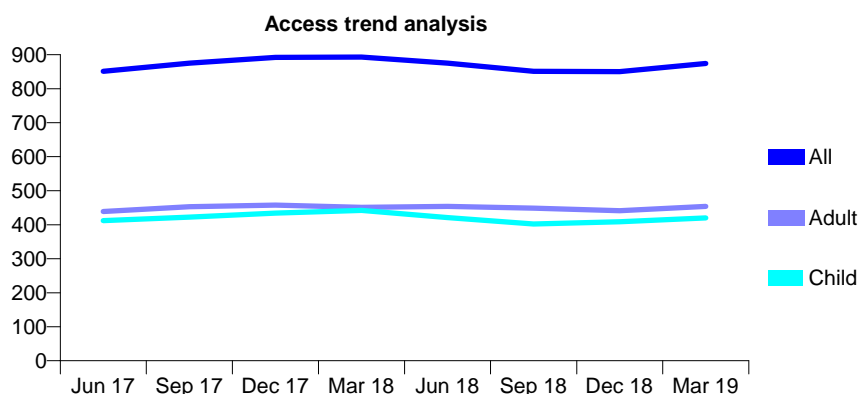
Q58 - Vital Signs At a Glance Contract Report for 765279/0003 - Year end March 2019

Name or company name	MR NS SHAH
Contract type name	GDS Contract
Purpose of contract	General
Contract start date	14/11/2015
Contract end date	

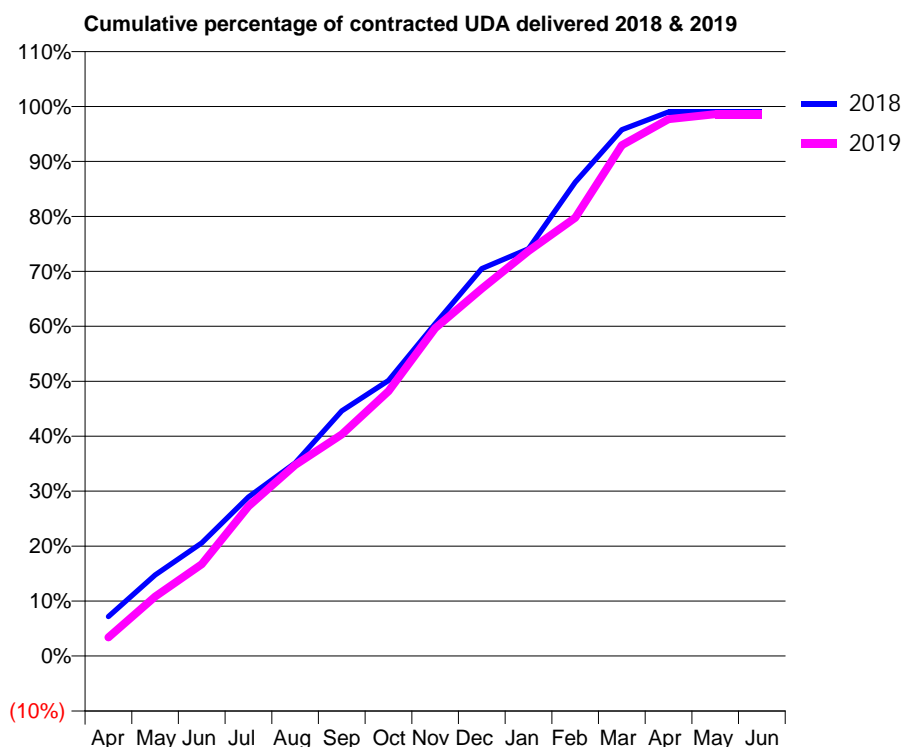
18/19 Contracted general activity (UDA)	2,010
Carry forward general activity (UDA)	20
18/19 Contracted orthodontic activity (UOA)	0
Carry forward orthodontic activity (UOA)	0
Baseline contract value	£59,686.92

ACCESS*

Patients seen in 24 months	Total	Change since previous quarter
Quarter ending March 2018	893	
Quarter ending June 2018	875	↓
Quarter ending September 2018	851	↓
Quarter ending December 2018	850	→
Quarter ending March 2019	874	↑
Variance since March 2018	(2.1%)	↓



ACTIVITY



Month	Adjusted Scheduled Activity (UDA)	
	2018	2019
April	145	68
May	296	218
June	413	336
July	582	547
August	706	699
September	896	810
October	1,008	968
November	1,216	1,199
December	1,417	1,344
January	1,489	1,481
February	1,733	1,603
March	1,925	1,868
April	1,990	1,964
May	1,990	1,982
June	1,990	1,982

QUALITY

	Quantity	Base Number	Contract	AT	Region	England
% of FP17s for the same patient ID Re-attending within 3 months - Children	24	592	4.1%	11.1%	11.5%	11.8%
% of FP17s for the same patient ID Re-attending within 3 months - Adults	78	574	13.6%	14.7%	15.2%	15.7%
% of FP17s for the same patient ID Re-attending between 3 & 9 months - Children	338	592	57.1%	58.0%	60.2%	58.9%
% of FP17s for the same patient ID Re-attending between 3 & 9 months - Adults	290	574	50.5%	48.6%	51.8%	50.8%
% of FP17s for Band 1 Urgent Courses	53	1,194	4.4%	8.7%	8.1%	9.1%
% of FP17s Relating to Free Repair or Replacements	1	1,194	0.1%	0.7%	0.8%	0.8%
% of FP17s Relating to Continuations	19	1,194	1.6%	0.8%	0.9%	0.9%
% of Patients satisfied with the dentistry they have received	1	1	N/A	94.2%	92.7%	92.5%
% of Patients satisfied with the time they had to wait for an appointment	0	1	N/A	85.1%	87.4%	87.0%

* This is based on patients treated on this contract for their most recent course of treatment. Figures in italics indicate the base number of FP17s or Patient Questionnaire responses are less than 100. N/A is shown where the base number of responses is less than 10 during the period. % is calculated as Quantity/Base number*100

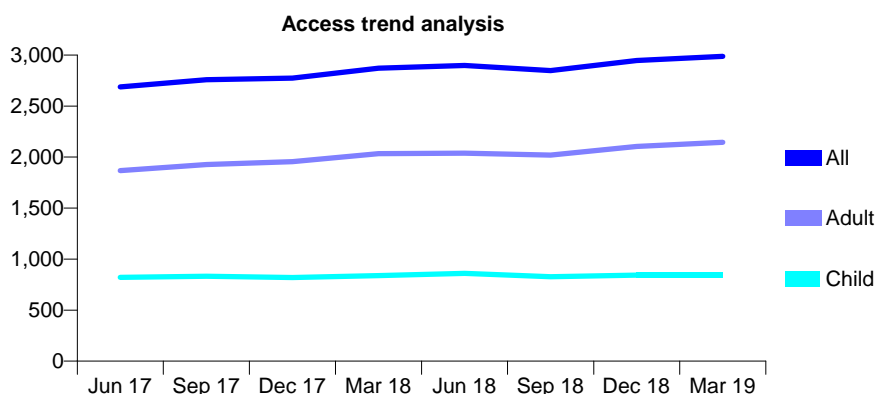
Q58 - Vital Signs At a Glance Contract Report for 767190/0001 - Year end March 2019

Name or company name	MR S BHOGAITA
Contract type name	GDS Contract
Purpose of contract	General
Contract start date	01/04/2006
Contract end date	

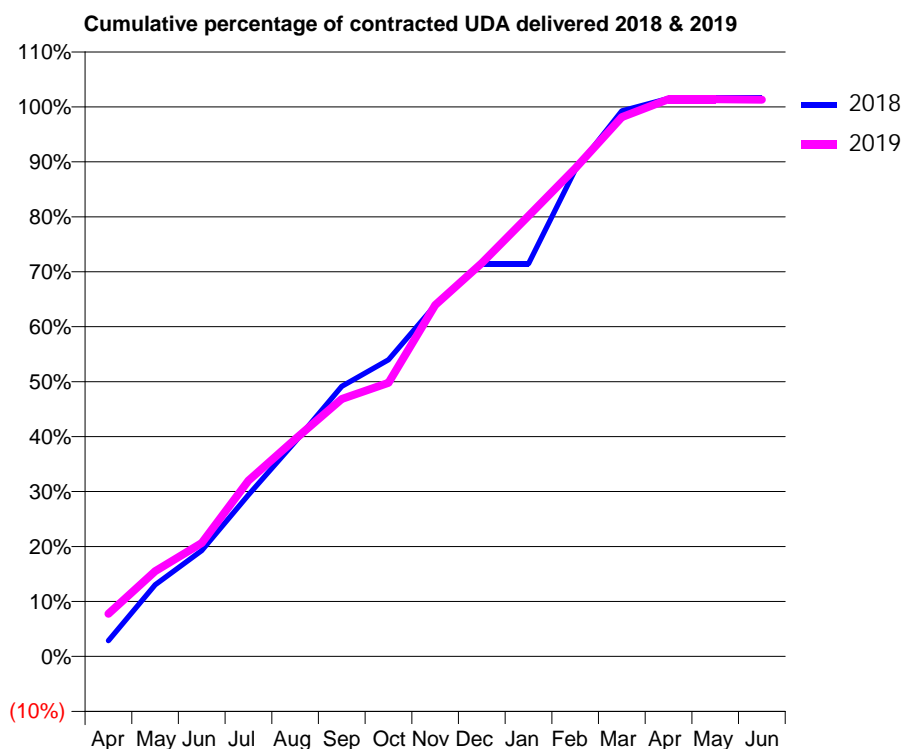
18/19 Contracted general activity (UDA)	8,100
Carry forward general activity (UDA)	-125
18/19 Contracted orthodontic activity (UOA)	0
Carry forward orthodontic activity (UOA)	0
Baseline contract value	£218,238.76

ACCESS*

Patients seen in 24 months	Total	Change since previous quarter
Quarter ending March 2018	2,871	
Quarter ending June 2018	2,899	→
Quarter ending September 2018	2,848	↓
Quarter ending December 2018	2,947	↑
Quarter ending March 2019	2,988	→
Variance since March 2018	4.1%	↑



ACTIVITY



Month	Adjusted Scheduled Activity (UDA)	
	2018	2019
April	233	629
May	1,056	1,256
June	1,560	1,671
July	2,381	2,592
August	3,164	3,202
September	3,981	3,795
October	4,373	4,032
November	5,177	5,179
December	5,787	5,797
January	5,787	6,494
February	7,171	7,193
March	8,039	7,948
April	8,226	8,211
May	8,225	8,211
June	8,225	8,206

QUALITY

	Quantity	Base Number	Contract	AT	Region	England
% of FP17s for the same patient ID Re-attending within 3 months - Children	45	1,370	3.3%	11.1%	11.5%	11.8%
% of FP17s for the same patient ID Re-attending within 3 months - Adults	252	2,839	8.9%	14.7%	15.2%	15.7%
% of FP17s for the same patient ID Re-attending between 3 & 9 months - Children	929	1,370	67.8%	58.0%	60.2%	58.9%
% of FP17s for the same patient ID Re-attending between 3 & 9 months - Adults	1,459	2,839	51.4%	48.6%	51.8%	50.8%
% of FP17s for Band 1 Urgent Courses	195	4,329	4.5%	8.7%	8.1%	9.1%
% of FP17s Relating to Free Repair or Replacements	14	4,329	0.3%	0.7%	0.8%	0.8%
% of FP17s Relating to Continuations	47	4,329	1.1%	0.8%	0.9%	0.9%
% of Patients satisfied with the dentistry they have received	0	0	N/A	94.2%	92.7%	92.5%
% of Patients satisfied with the time they had to wait for an appointment	0	0	N/A	85.1%	87.4%	87.0%

* This is based on patients treated on this contract for their most recent course of treatment. Figures in italics indicate the base number of FP17s or Patient Questionnaire responses are less than 100. N/A is shown where the base number of responses is less than 10 during the period. % is calculated as Quantity/Base number*100

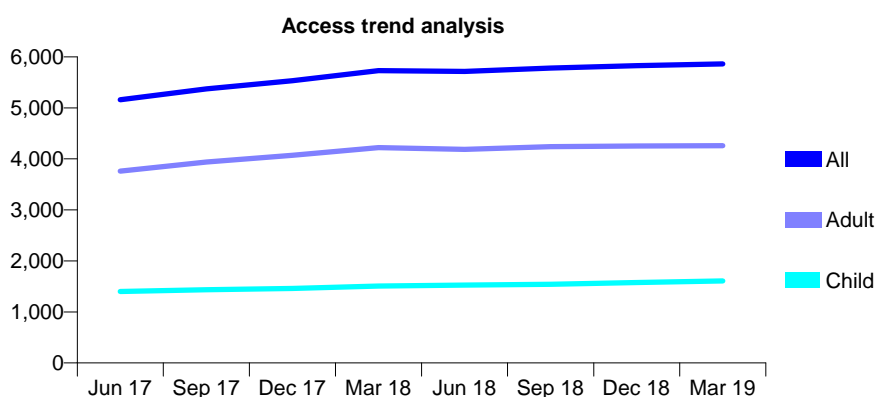
Q58 - Vital Signs At a Glance Contract Report for 767190/0003 - Year end March 2019

Name or company name	MR S BHOGAITA
Contract type name	GDS Contract
Purpose of contract	General
Contract start date	01/10/2009
Contract end date	

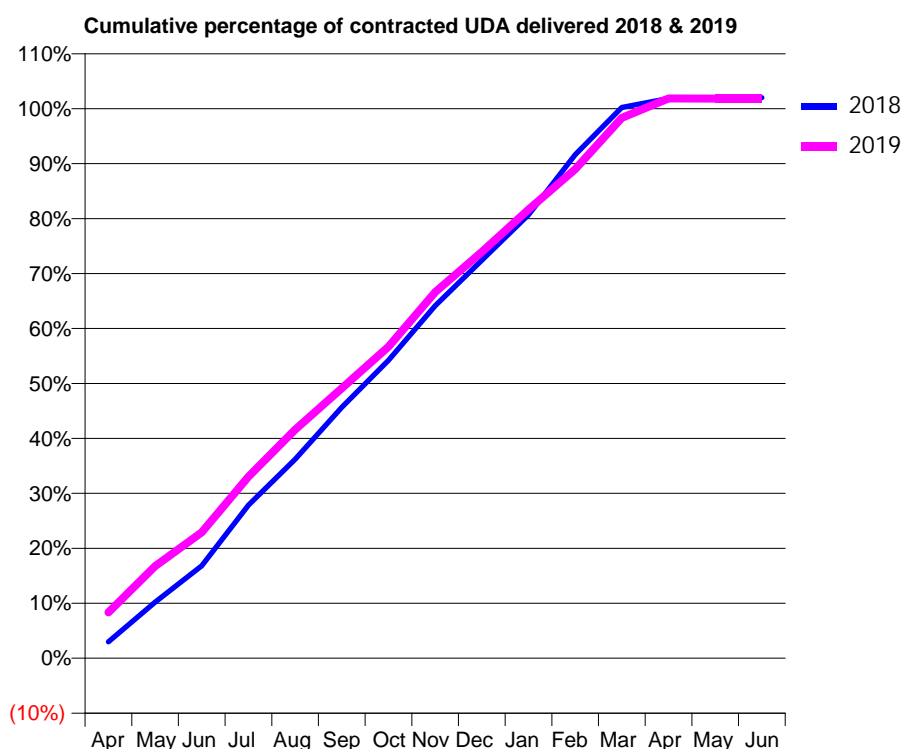
18/19 Contracted general activity (UDA)	15,691
Carry forward general activity (UDA)	-313
18/19 Contracted orthodontic activity (UOA)	0
Carry forward orthodontic activity (UOA)	0
Baseline contract value	£491,072.95

ACCESS*

Patients seen in 24 months	Total	Change since previous quarter
Quarter ending March 2018	5,729	
Quarter ending June 2018	5,713	→
Quarter ending September 2018	5,779	→
Quarter ending December 2018	5,826	→
Quarter ending March 2019	5,864	→
Variance since March 2018	2.4%	↑



ACTIVITY



Month	Adjusted Scheduled Activity (UDA)	
	2018	2019
April	470	1,309
May	1,601	2,628
June	2,640	3,593
July	4,371	5,186
August	5,682	6,528
September	7,163	7,710
October	8,507	8,896
November	10,064	10,453
December	11,364	11,602
January	12,660	12,812
February	14,380	13,959
March	15,726	15,432
April	15,983	15,982
May	16,004	15,978
June	16,006	15,978

QUALITY

	Quantity	Base Number	Contract	AT	Region	England
% of FP17s for the same patient ID Re-attending within 3 months - Children	84	1,955	4.3%	11.1%	11.5%	11.8%
% of FP17s for the same patient ID Re-attending within 3 months - Adults	386	4,466	8.6%	14.7%	15.2%	15.7%
% of FP17s for the same patient ID Re-attending between 3 & 9 months - Children	976	1,955	49.9%	58.0%	60.2%	58.9%
% of FP17s for the same patient ID Re-attending between 3 & 9 months - Adults	1,788	4,466	40.0%	48.6%	51.8%	50.8%
% of FP17s for Band 1 Urgent Courses	371	6,508	5.7%	8.7%	8.1%	9.1%
% of FP17s Relating to Free Repair or Replacements	40	6,508	0.6%	0.7%	0.8%	0.8%
% of FP17s Relating to Continuations	27	6,508	0.4%	0.8%	0.9%	0.9%
% of Patients satisfied with the dentistry they have received	0	1	N/A	94.2%	92.7%	92.5%
% of Patients satisfied with the time they had to wait for an appointment	0	1	N/A	85.1%	87.4%	87.0%

* This is based on patients treated on this contract for their most recent course of treatment. Figures in italics indicate the base number of FP17s or Patient Questionnaire responses are less than 100. N/A is shown where the base number of responses is less than 10 during the period. % is calculated as Quantity/Base number*100

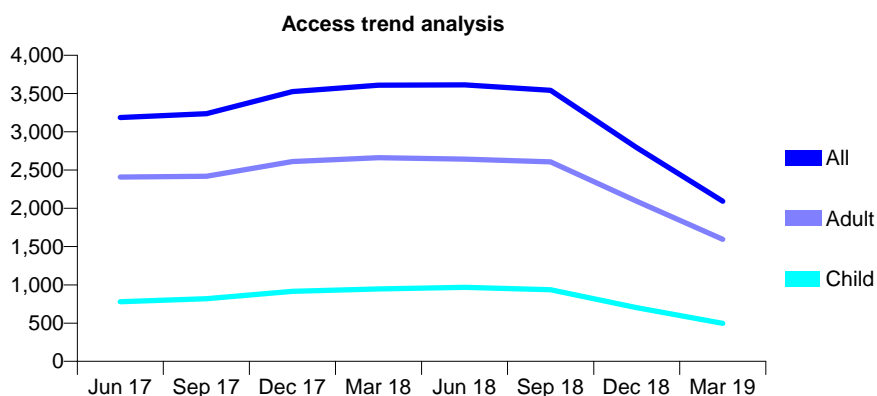
Q58 - Vital Signs At a Glance Contract Report for 768219/0001 - Year end March 2019

Name or company name	MRS N ADL-SOLTANI
Contract type name	GDS Contract
Purpose of contract	General
Contract start date	01/04/2006
Contract end date	30/09/2018

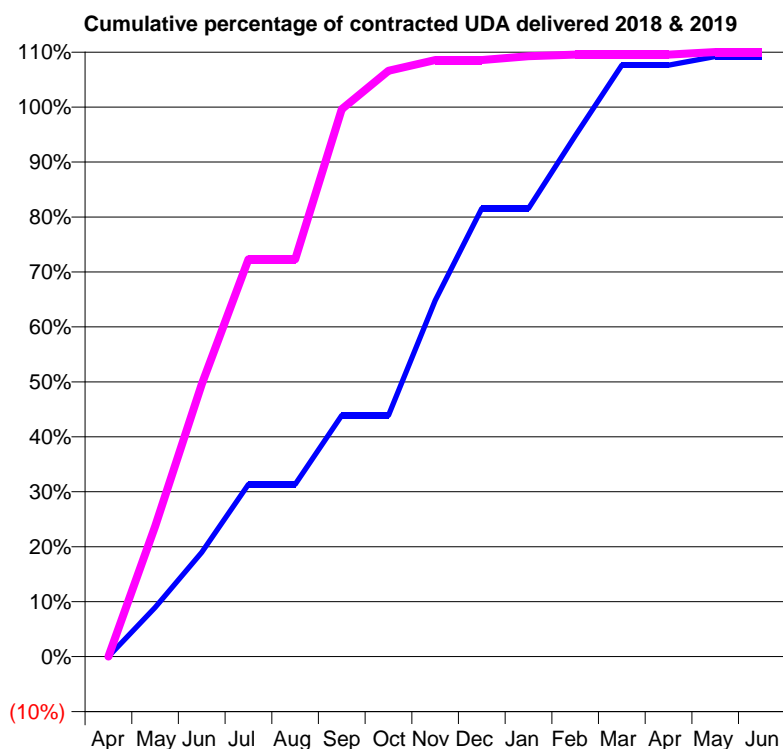
18/19 Contracted general activity (UDA)	4,000
Carry forward general activity (UDA)	0
18/19 Contracted orthodontic activity (UOA)	0
Carry forward orthodontic activity (UOA)	0
Baseline contract value	£121,364.72

ACCESS*

Patients seen in 24 months	Total	Change since previous quarter
Quarter ending March 2018	3,608	
Quarter ending June 2018	3,613	→
Quarter ending September 2018	3,543	↓
Quarter ending December 2018	2,793	↓
Quarter ending March 2019	2,093	↓
Variance since March 2018	(42.0%)	↓



ACTIVITY



Month	Adjusted Scheduled Activity (UDA)	
	2018	2019
April	0	0
May	717	949
June	1,518	1,982
July	2,507	2,893
August	2,507	2,893
September	3,513	3,984
October	3,513	4,263
November	5,185	4,342
December	6,524	4,342
January	6,524	4,369
February	7,582	4,382
March	8,609	4,382
April	8,609	4,382
May	8,734	4,400
June	8,734	4,400

QUALITY

	Quantity	Base Number	Contract	AT	Region	England
% of FP17s for the same patient ID Re-attending within 3 months - Children	23	576	4.0%	11.1%	11.5%	11.8%
% of FP17s for the same patient ID Re-attending within 3 months - Adults	76	1,325	5.7%	14.7%	15.2%	15.7%
% of FP17s for the same patient ID Re-attending between 3 & 9 months - Children	213	576	37.0%	58.0%	60.2%	58.9%
% of FP17s for the same patient ID Re-attending between 3 & 9 months - Adults	476	1,325	35.9%	48.6%	51.8%	50.8%
% of FP17s for Band 1 Urgent Courses	77	1,802	4.3%	8.7%	8.1%	9.1%
% of FP17s Relating to Free Repair or Replacements	0	1,802	0.0%	0.7%	0.8%	0.8%
% of FP17s Relating to Continuations	4	1,802	0.2%	0.8%	0.9%	0.9%
% of Patients satisfied with the dentistry they have received	0	0	N/A	94.2%	92.7%	92.5%
% of Patients satisfied with the time they had to wait for an appointment	0	0	N/A	85.1%	87.4%	87.0%

* This is based on patients treated on this contract for their most recent course of treatment. Figures in italics indicate the base number of FP17s or Patient Questionnaire responses are less than 100. N/A is shown where the base number of responses is less than 10 during the period. % is calculated as Quantity/Base number*100

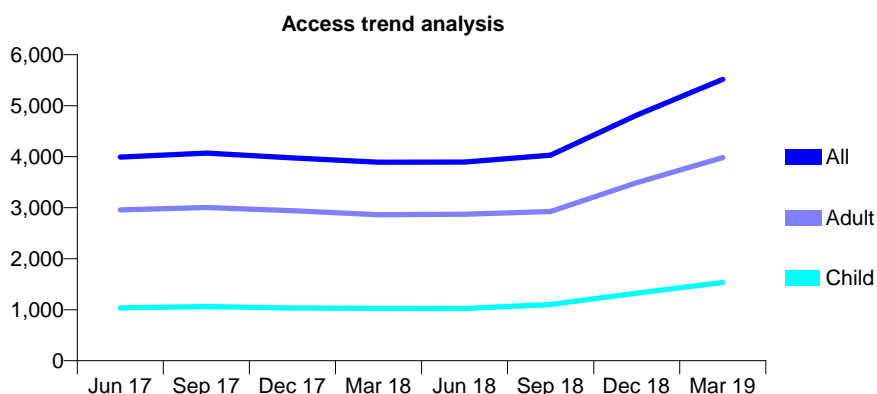
Q58 - Vital Signs At a Glance Contract Report for 768243/0001 - Year end March 2019

Name or company name	M&N Dental Surgery
Contract type name	GDS Contract
Purpose of contract	General
Contract start date	01/04/2006
Contract end date	

18/19 Contracted general activity (UDA)	12,000
Carry forward general activity (UDA)	-123
18/19 Contracted orthodontic activity (UOA)	0
Carry forward orthodontic activity (UOA)	0
Baseline contract value	£374,879.43

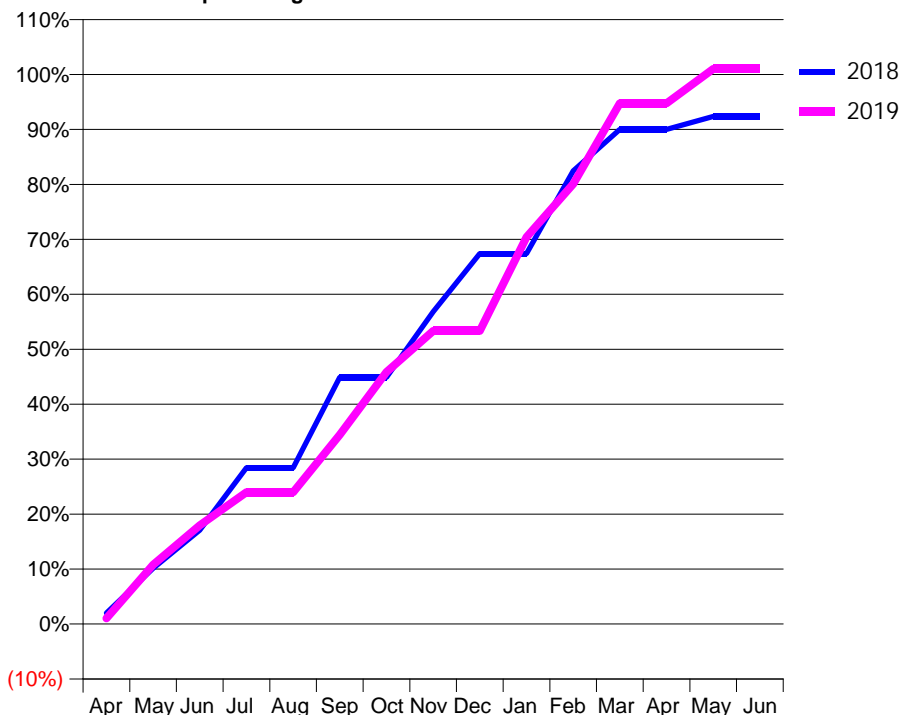
ACCESS*

Patients seen in 24 months	Total	Change since previous quarter
Quarter ending March 2018	3,892	
Quarter ending June 2018	3,894	→
Quarter ending September 2018	4,031	↑
Quarter ending December 2018	4,814	↑
Quarter ending March 2019	5,517	↑
Variance since March 2018	41.8%	↑



ACTIVITY

Cumulative percentage of contracted UDA delivered 2018 & 2019



Month	Adjusted Scheduled Activity (UDA)	
	2018	2019
April	160	123
May	812	1,294
June	1,366	2,155
July	2,276	2,879
August	2,276	2,879
September	3,591	4,135
October	3,591	5,502
November	4,545	6,402
December	5,393	6,402
January	5,393	8,448
February	6,596	9,608
March	7,199	11,370
April	7,199	11,370
May	7,390	12,121
June	7,390	12,121

QUALITY

	Quantity	Base Number	Contract	AT	Region	England
% of FP17s for the same patient ID Re-attending within 3 months - Children	40	1,909	2.1%	11.1%	11.5%	11.8%
% of FP17s for the same patient ID Re-attending within 3 months - Adults	155	4,313	3.6%	14.7%	15.2%	15.7%
% of FP17s for the same patient ID Re-attending between 3 & 9 months - Children	768	1,909	40.2%	58.0%	60.2%	58.9%
% of FP17s for the same patient ID Re-attending between 3 & 9 months - Adults	1,453	4,313	33.7%	48.6%	51.8%	50.8%
% of FP17s for Band 1 Urgent Courses	414	6,417	6.5%	8.7%	8.1%	9.1%
% of FP17s Relating to Free Repair or Replacements	1	6,417	0.0%	0.7%	0.8%	0.8%
% of FP17s Relating to Continuations	6	6,417	0.1%	0.8%	0.9%	0.9%
% of Patients satisfied with the dentistry they have received	0	0	N/A	94.2%	92.7%	92.5%
% of Patients satisfied with the time they had to wait for an appointment	0	0	N/A	85.1%	87.4%	87.0%

* This is based on patients treated on this contract for their most recent course of treatment.

Figures in italics indicate the base number of FP17s or Patient Questionnaire responses are less than 100. N/A is shown where the base number of responses is less than 10 during the period. % is calculated as Quantity/Base number*100

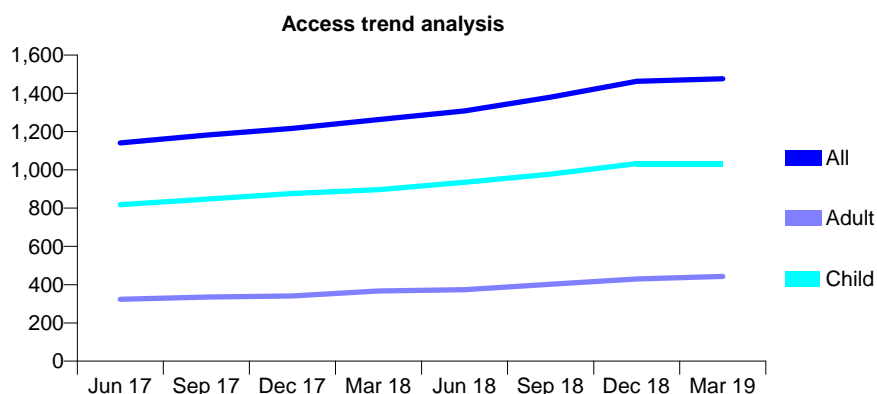
Q58 - Vital Signs At a Glance Contract Report for 770876/0001 - Year end March 2019

Name or company name	MR SP TAILOR
Contract type name	GDS Contract
Purpose of contract	General
Contract start date	04/04/2008
Contract end date	

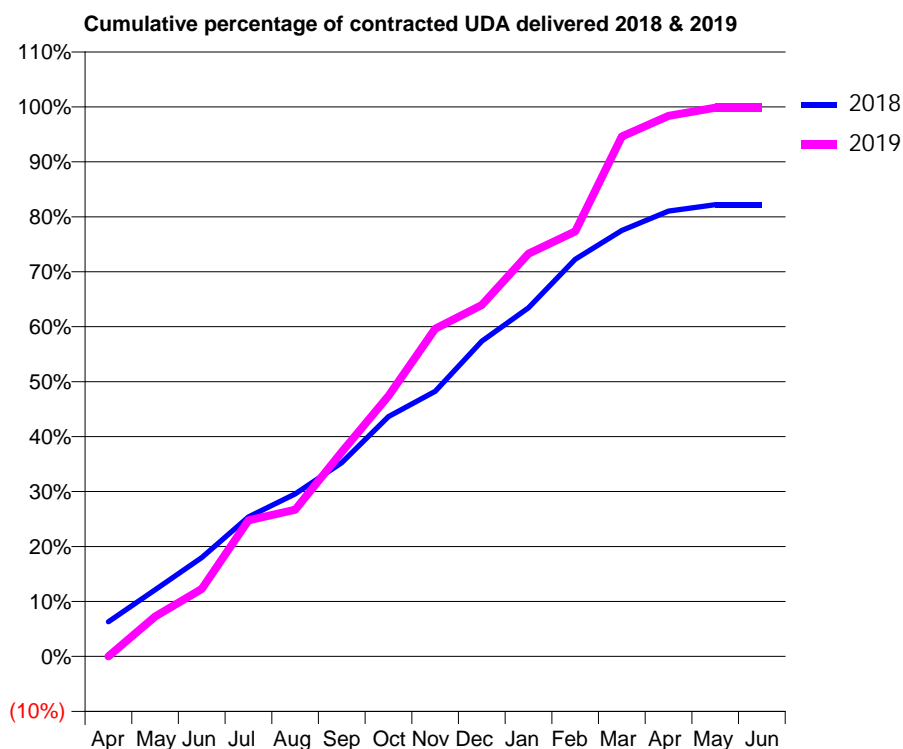
18/19 Contracted general activity (UDA)	3,400
Carry forward general activity (UDA)	0
18/19 Contracted orthodontic activity (UOA)	0
Carry forward orthodontic activity (UOA)	0
Baseline contract value	£87,100.13

ACCESS*

Patients seen in 24 months	Total	Change since previous quarter
Quarter ending March 2018	1,263	
Quarter ending June 2018	1,308	↑
Quarter ending September 2018	1,380	↑
Quarter ending December 2018	1,463	↑
Quarter ending March 2019	1,476	→
Variance since March 2018	16.9%	↑



ACTIVITY



Month	Adjusted Scheduled Activity (UDA)	
	2018	2019
April	215	0
May	412	247
June	612	418
July	862	842
August	1,006	908
September	1,198	1,265
October	1,484	1,611
November	1,640	2,028
December	1,950	2,173
January	2,157	2,491
February	2,458	2,629
March	2,635	3,217
April	2,756	3,345
May	2,795	3,395
June	2,795	3,395

QUALITY

	Quantity	Base Number	Contract	AT	Region	England
% of FP17s for the same patient ID Re-attending within 3 months - Children	79	1,584	5.0%	11.1%	11.5%	11.8%
% of FP17s for the same patient ID Re-attending within 3 months - Adults	43	485	8.9%	14.7%	15.2%	15.7%
% of FP17s for the same patient ID Re-attending between 3 & 9 months - Children	940	1,584	59.3%	58.0%	60.2%	58.9%
% of FP17s for the same patient ID Re-attending between 3 & 9 months - Adults	223	485	46.0%	48.6%	51.8%	50.8%
% of FP17s for Band 1 Urgent Courses	77	2,062	3.7%	8.7%	8.1%	9.1%
% of FP17s Relating to Free Repair or Replacements	1	2,062	0.0%	0.7%	0.8%	0.8%
% of FP17s Relating to Continuations	0	2,062	0.0%	0.8%	0.9%	0.9%
% of Patients satisfied with the dentistry they have received	0	0	N/A	94.2%	92.7%	92.5%
% of Patients satisfied with the time they had to wait for an appointment	0	0	N/A	85.1%	87.4%	87.0%

* This is based on patients treated on this contract for their most recent course of treatment. Figures in italics indicate the base number of FP17s or Patient Questionnaire responses are less than 100. N/A is shown where the base number of responses is less than 10 during the period. % is calculated as Quantity/Base number*100

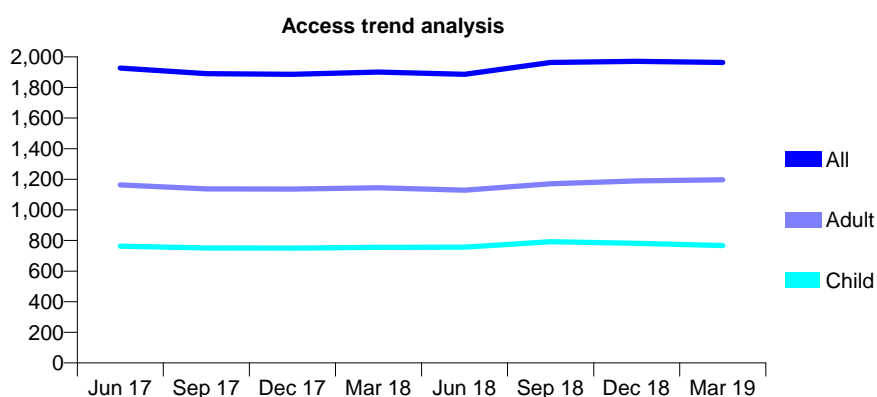
Q58 - Vital Signs At a Glance Contract Report for 771007/0001 - Year end March 2019

Name or company name	MISS SL BENTLEY
Contract type name	GDS Contract
Purpose of contract	General
Contract start date	01/04/2010
Contract end date	

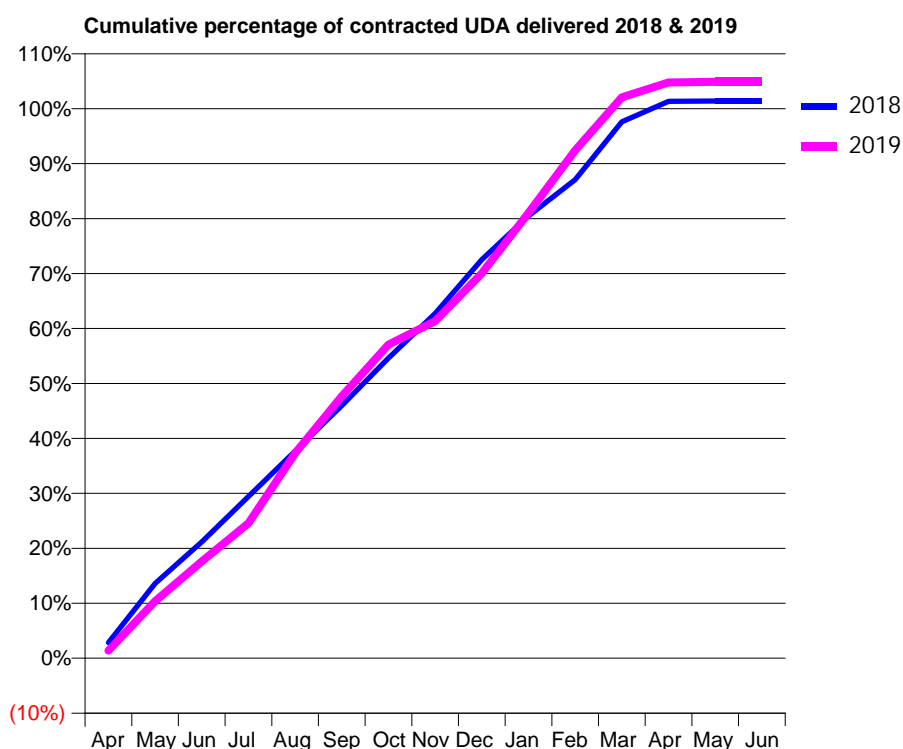
18/19 Contracted general activity (UDA)	4,899
Carry forward general activity (UDA)	-68
18/19 Contracted orthodontic activity (UOA)	0
Carry forward orthodontic activity (UOA)	0
Baseline contract value	£130,889.89

ACCESS*

Patients seen in 24 months	Total	Change since previous quarter
Quarter ending March 2018	1,900	
Quarter ending June 2018	1,886	→
Quarter ending September 2018	1,963	↑
Quarter ending December 2018	1,971	→
Quarter ending March 2019	1,964	→
Variance since March 2018	3.4%	↑



ACTIVITY



Month	Adjusted Scheduled Activity (UDA)	
	2018	2019
April	139	68
May	668	509
June	1,037	863
July	1,441	1,204
August	1,847	1,829
September	2,253	2,335
October	2,676	2,795
November	3,074	3,006
December	3,553	3,431
January	3,943	3,971
February	4,266	4,527
March	4,782	5,000
April	4,964	5,133
May	4,967	5,139
June	4,967	5,139

QUALITY

	Quantity	Base Number	Contract	AT	Region	England
% of FP17s for the same patient ID Re-attending within 3 months - Children	124	1,269	9.8%	11.1%	11.5%	11.8%
% of FP17s for the same patient ID Re-attending within 3 months - Adults	358	1,848	19.4%	14.7%	15.2%	15.7%
% of FP17s for the same patient ID Re-attending between 3 & 9 months - Children	837	1,269	66.0%	58.0%	60.2%	58.9%
% of FP17s for the same patient ID Re-attending between 3 & 9 months - Adults	979	1,848	53.0%	48.6%	51.8%	50.8%
% of FP17s for Band 1 Urgent Courses	230	3,081	7.5%	8.7%	8.1%	9.1%
% of FP17s Relating to Free Repair or Replacements	26	3,081	0.8%	0.7%	0.8%	0.8%
% of FP17s Relating to Continuations	60	3,081	1.9%	0.8%	0.9%	0.9%
% of Patients satisfied with the dentistry they have received	0	0	N/A	94.2%	92.7%	92.5%
% of Patients satisfied with the time they had to wait for an appointment	0	0	N/A	85.1%	87.4%	87.0%

* This is based on patients treated on this contract for their most recent course of treatment.

Figures in italics indicate the base number of FP17s or Patient Questionnaire responses are less than 100. N/A is shown where the base number of responses is less than 10 during the period. % is calculated as Quantity/Base number*100

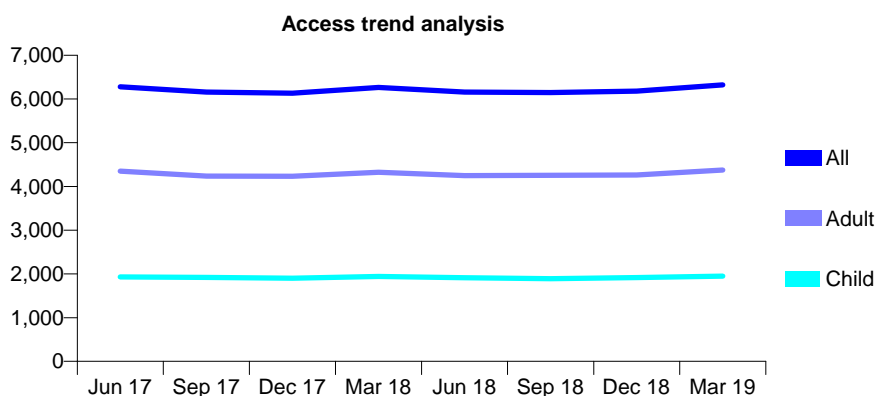
Q58 - Vital Signs At a Glance Contract Report for 772208/0001 - Year end March 2019

Name or company name	MR L GIDARAKOS
Contract type name	GDS Contract
Purpose of contract	General
Contract start date	01/04/2006
Contract end date	

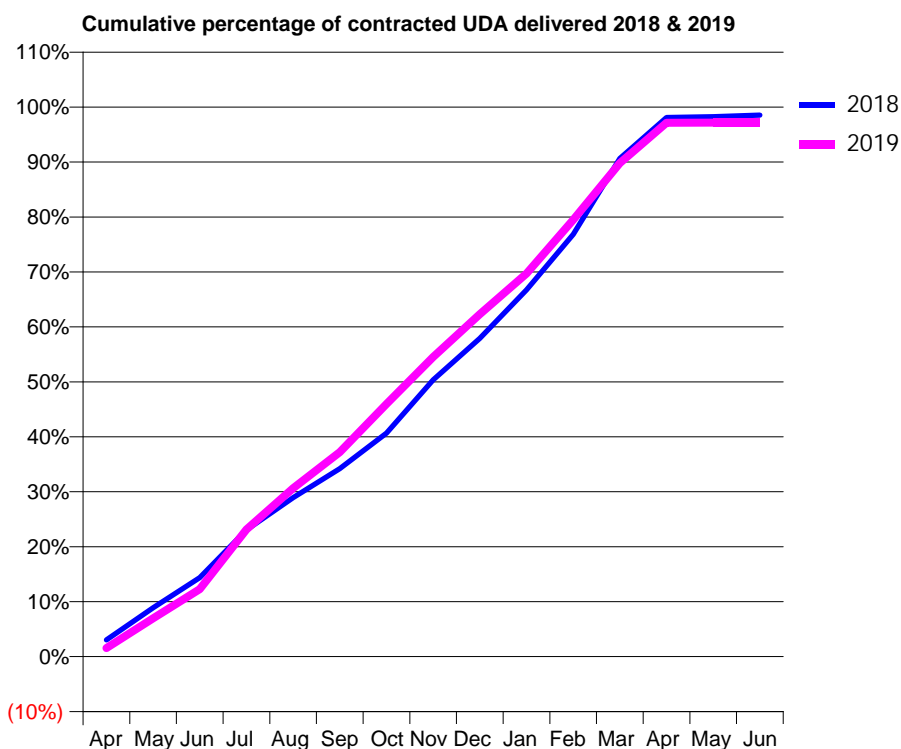
18/19 Contracted general activity (UDA)	14,944
Carry forward general activity (UDA)	217
18/19 Contracted orthodontic activity (UOA)	0
Carry forward orthodontic activity (UOA)	0
Baseline contract value	£424,652.74

ACCESS*

Patients seen in 24 months	Total	Change since previous quarter
Quarter ending March 2018	6,264	
Quarter ending June 2018	6,160	↓
Quarter ending September 2018	6,148	→
Quarter ending December 2018	6,180	→
Quarter ending March 2019	6,322	↑
Variance since March 2018	0.9%	→



ACTIVITY



Month	Adjusted Scheduled Activity (UDA)	
	2018	2019
April	455	235
May	1,331	1,044
June	2,150	1,833
July	3,443	3,458
August	4,325	4,583
September	5,110	5,562
October	6,079	6,872
November	7,525	8,151
December	8,656	9,310
January	9,974	10,417
February	11,483	11,879
March	13,548	13,420
April	14,661	14,515
May	14,680	14,517
June	14,726	14,520

QUALITY

	Quantity	Base Number	Contract	AT	Region	England
% of FP17s for the same patient ID Re-attending within 3 months - Children	118	2,706	4.4%	11.1%	11.5%	11.8%
% of FP17s for the same patient ID Re-attending within 3 months - Adults	546	5,380	10.1%	14.7%	15.2%	15.7%
% of FP17s for the same patient ID Re-attending between 3 & 9 months - Children	1,703	2,706	62.9%	58.0%	60.2%	58.9%
% of FP17s for the same patient ID Re-attending between 3 & 9 months - Adults	2,664	5,380	49.5%	48.6%	51.8%	50.8%
% of FP17s for Band 1 Urgent Courses	657	8,047	8.2%	8.7%	8.1%	9.1%
% of FP17s Relating to Free Repair or Replacements	41	8,047	0.5%	0.7%	0.8%	0.8%
% of FP17s Relating to Continuations	32	8,047	0.4%	0.8%	0.9%	0.9%
% of Patients satisfied with the dentistry they have received	3	4	N/A	94.2%	92.7%	92.5%
% of Patients satisfied with the time they had to wait for an appointment	1	4	N/A	85.1%	87.4%	87.0%

* This is based on patients treated on this contract for their most recent course of treatment. Figures in italics indicate the base number of FP17s or Patient Questionnaire responses are less than 100. N/A is shown where the base number of responses is less than 10 during the period. % is calculated as Quantity/Base number*100

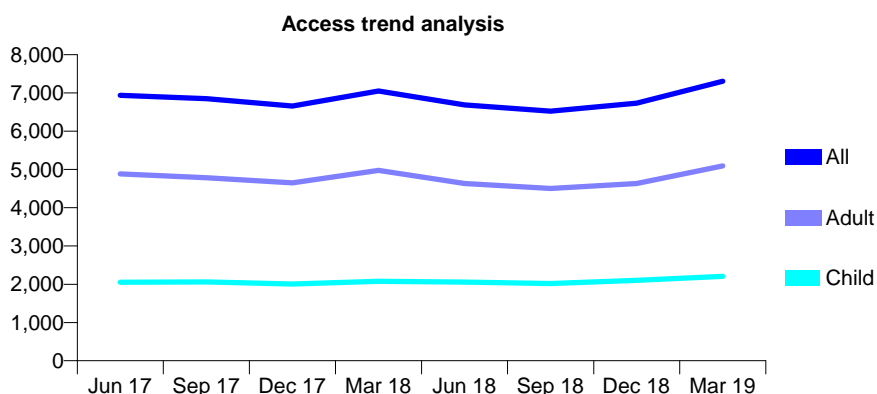
Q58 - Vital Signs At a Glance Contract Report for 780944/0002 - Year end March 2019

Name or company name	MR AA YELLON
Contract type name	GDS Contract
Purpose of contract	General
Contract start date	01/11/2007
Contract end date	

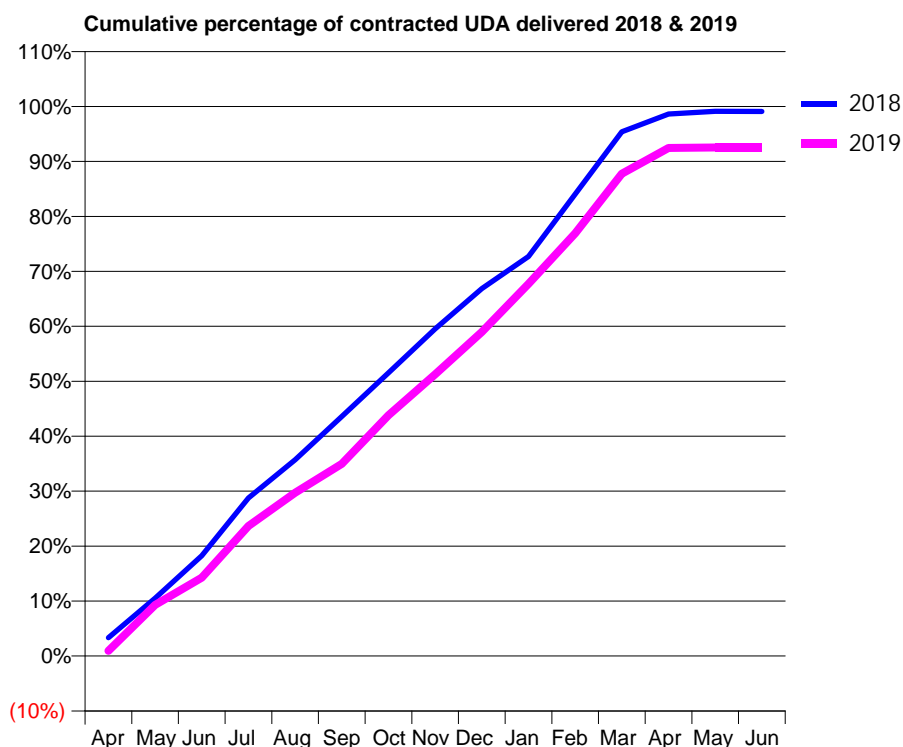
18/19 Contracted general activity (UDA)	28,356
Carry forward general activity (UDA)	255
18/19 Contracted orthodontic activity (UOA)	0
Carry forward orthodontic activity (UOA)	0
Baseline contract value	£797,264.51

ACCESS*

Patients seen in 24 months	Total	Change since previous quarter
Quarter ending March 2018	7,050	
Quarter ending June 2018	6,688	↓
Quarter ending September 2018	6,524	↓
Quarter ending December 2018	6,734	↑
Quarter ending March 2019	7,304	↑
Variance since March 2018	3.6%	↑



ACTIVITY



Month	Adjusted Scheduled Activity (UDA)	
	2018	2019
April	948	273
May	2,984	2,636
June	5,168	4,046
July	8,154	6,715
August	10,134	8,425
September	12,363	9,915
October	14,610	12,422
November	16,885	14,537
December	18,957	16,721
January	20,619	19,202
February	23,833	21,813
March	27,049	24,889
April	27,969	26,215
May	28,109	26,238
June	28,101	26,242

QUALITY

	Quantity	Base Number	Contract	AT	Region	England
% of FP17s for the same patient ID Re-attending within 3 months - Children	111	2,939	3.8%	11.1%	11.5%	11.8%
% of FP17s for the same patient ID Re-attending within 3 months - Adults	536	6,460	8.3%	14.7%	15.2%	15.7%
% of FP17s for the same patient ID Re-attending between 3 & 9 months - Children	1,579	2,939	53.7%	58.0%	60.2%	58.9%
% of FP17s for the same patient ID Re-attending between 3 & 9 months - Adults	3,546	6,460	54.9%	48.6%	51.8%	50.8%
% of FP17s for Band 1 Urgent Courses	241	9,484	2.5%	8.7%	8.1%	9.1%
% of FP17s Relating to Free Repair or Replacements	112	9,484	1.2%	0.7%	0.8%	0.8%
% of FP17s Relating to Continuations	45	9,484	0.5%	0.8%	0.9%	0.9%
% of Patients satisfied with the dentistry they have received	1	1	N/A	94.2%	92.7%	92.5%
% of Patients satisfied with the time they had to wait for an appointment	1	1	N/A	85.1%	87.4%	87.0%

* This is based on patients treated on this contract for their most recent course of treatment. Figures in italics indicate the base number of FP17s or Patient Questionnaire responses are less than 100. N/A is shown where the base number of responses is less than 10 during the period. % is calculated as Quantity/Base number*100

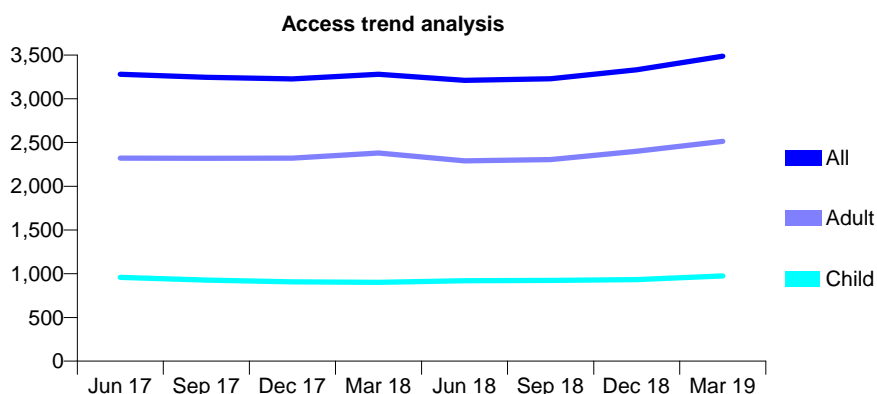
Q58 - Vital Signs At a Glance Contract Report for 781606/0001 - Year end March 2019

Name or company name	Jashan Jethwa & Priya Patel
Contract type name	GDS Contract
Purpose of contract	General
Contract start date	01/05/2011
Contract end date	

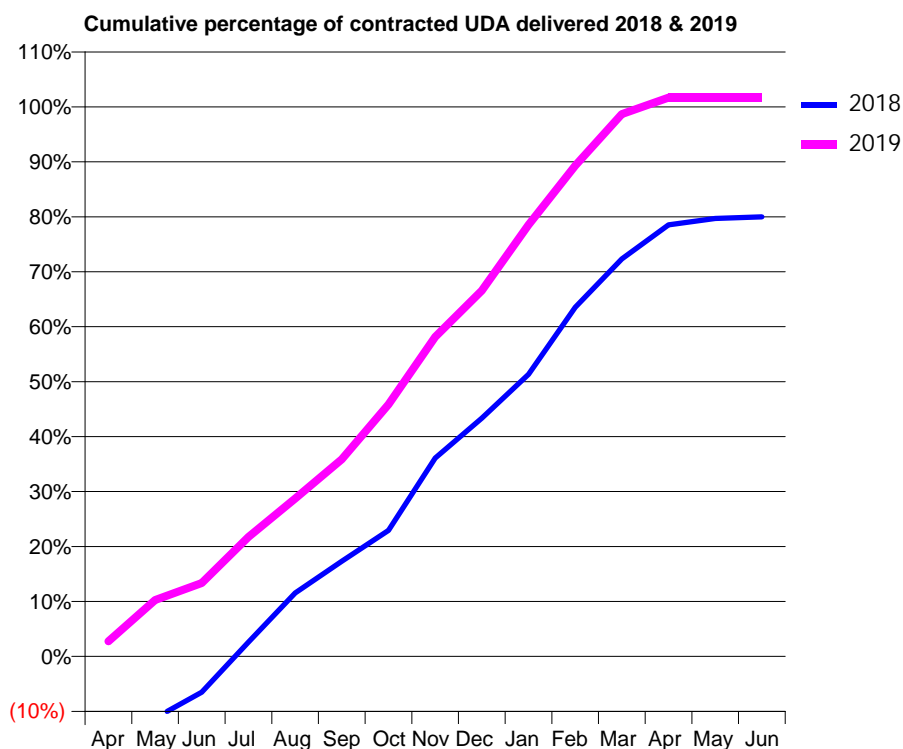
18/19 Contracted general activity (UDA)	11,038
Carry forward general activity (UDA)	0
18/19 Contracted orthodontic activity (UOA)	0
Carry forward orthodontic activity (UOA)	0
Baseline contract value	£269,532.79

ACCESS*

Patients seen in 24 months	Total	Change since previous quarter
Quarter ending March 2018	3,281	
Quarter ending June 2018	3,211	↓
Quarter ending September 2018	3,229	→
Quarter ending December 2018	3,332	↑
Quarter ending March 2019	3,487	↑
Variance since March 2018	6.3%	↑



ACTIVITY



Month	Adjusted Scheduled Activity (UDA)	
	2018	2019
April	-1,608	303
May	-1,238	1,134
June	-722	1,473
July	288	2,403
August	1,273	3,173
September	1,911	3,958
October	2,533	5,060
November	3,985	6,417
December	4,786	7,346
January	5,667	8,670
February	7,014	9,855
March	7,984	10,892
April	8,668	11,221
May	8,797	11,221
June	8,828	11,221

QUALITY

	Quantity	Base Number	Contract	AT	Region	England
% of FP17s for the same patient ID Re-attending within 3 months - Children	131	1,540	8.5%	11.1%	11.5%	11.8%
% of FP17s for the same patient ID Re-attending within 3 months - Adults	556	3,558	15.6%	14.7%	15.2%	15.7%
% of FP17s for the same patient ID Re-attending between 3 & 9 months - Children	917	1,540	59.5%	58.0%	60.2%	58.9%
% of FP17s for the same patient ID Re-attending between 3 & 9 months - Adults	1,885	3,558	53.0%	48.6%	51.8%	50.8%
% of FP17s for Band 1 Urgent Courses	346	4,870	7.1%	8.7%	8.1%	9.1%
% of FP17s Relating to Free Repair or Replacements	62	4,870	1.3%	0.7%	0.8%	0.8%
% of FP17s Relating to Continuations	86	4,870	1.8%	0.8%	0.9%	0.9%
% of Patients satisfied with the dentistry they have received	0	0	N/A	94.2%	92.7%	92.5%
% of Patients satisfied with the time they had to wait for an appointment	0	0	N/A	85.1%	87.4%	87.0%

* This is based on patients treated on this contract for their most recent course of treatment. Figures in italics indicate the base number of FP17s or Patient Questionnaire responses are less than 100. N/A is shown where the base number of responses is less than 10 during the period. % is calculated as Quantity/Base number*100

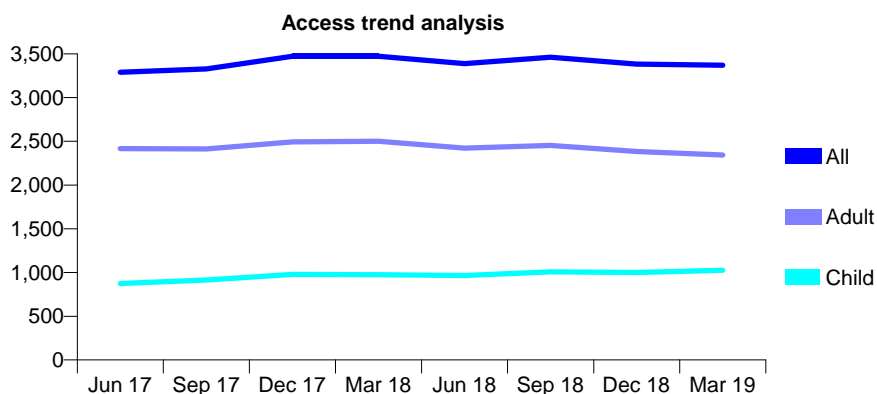
Q58 - Vital Signs At a Glance Contract Report for 785210/0001 - Year end March 2019

Name or company name	MR MP PATEL
Contract type name	GDS Contract
Purpose of contract	General
Contract start date	02/10/2006
Contract end date	

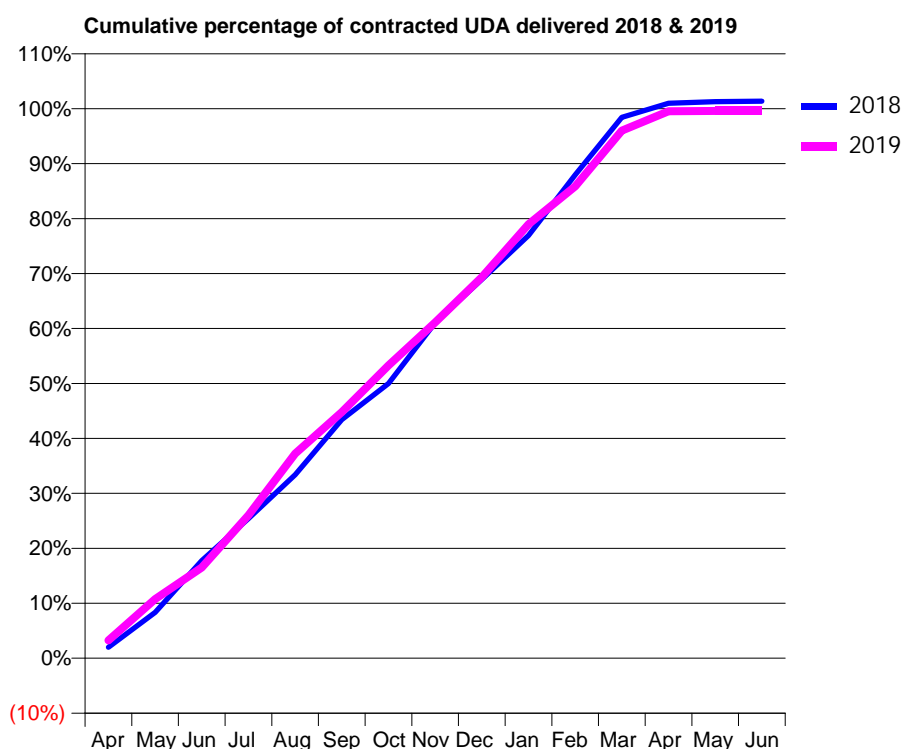
18/19 Contracted general activity (UDA)	7,731
Carry forward general activity (UDA)	-104
18/19 Contracted orthodontic activity (UOA)	0
Carry forward orthodontic activity (UOA)	0
Baseline contract value	£187,929.00

ACCESS*

Patients seen in 24 months	Total	Change since previous quarter
Quarter ending March 2018	3,474	
Quarter ending June 2018	3,388	↓
Quarter ending September 2018	3,461	↑
Quarter ending December 2018	3,384	↓
Quarter ending March 2019	3,369	→
Variance since March 2018	(3.0%)	↓



ACTIVITY



Month	Adjusted Scheduled Activity (UDA)	
	2018	2019
April	155	251
May	646	832
June	1,372	1,275
July	1,966	2,012
August	2,583	2,878
September	3,355	3,462
October	3,866	4,118
November	4,720	4,724
December	5,327	5,358
January	5,948	6,107
February	6,801	6,639
March	7,608	7,422
April	7,808	7,694
May	7,829	7,698
June	7,835	7,698

QUALITY

	Quantity	Base Number	Contract	AT	Region	England
% of FP17s for the same patient ID Re-attending within 3 months - Children	134	1,736	7.7%	11.1%	11.5%	11.8%
% of FP17s for the same patient ID Re-attending within 3 months - Adults	313	2,859	10.9%	14.7%	15.2%	15.7%
% of FP17s for the same patient ID Re-attending between 3 & 9 months - Children	1,190	1,736	68.5%	58.0%	60.2%	58.9%
% of FP17s for the same patient ID Re-attending between 3 & 9 months - Adults	1,538	2,859	53.8%	48.6%	51.8%	50.8%
% of FP17s for Band 1 Urgent Courses	260	4,593	5.7%	8.7%	8.1%	9.1%
% of FP17s Relating to Free Repair or Replacements	17	4,593	0.4%	0.7%	0.8%	0.8%
% of FP17s Relating to Continuations	6	4,593	0.1%	0.8%	0.9%	0.9%
% of Patients satisfied with the dentistry they have received	2	2	N/A	94.2%	92.7%	92.5%
% of Patients satisfied with the time they had to wait for an appointment	2	2	N/A	85.1%	87.4%	87.0%

* This is based on patients treated on this contract for their most recent course of treatment. Figures in italics indicate the base number of FP17s or Patient Questionnaire responses are less than 100. N/A is shown where the base number of responses is less than 10 during the period. % is calculated as Quantity/Base number*100

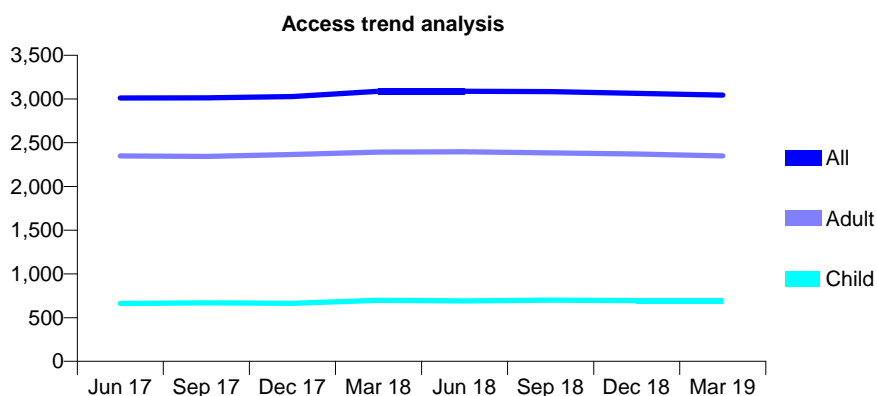
Q58 - Vital Signs At a Glance Contract Report for 786306/0001 - Year end March 2019

Name or company name	MR K OLEJNICZAK
Contract type name	GDS Contract
Purpose of contract	General
Contract start date	01/08/2006
Contract end date	

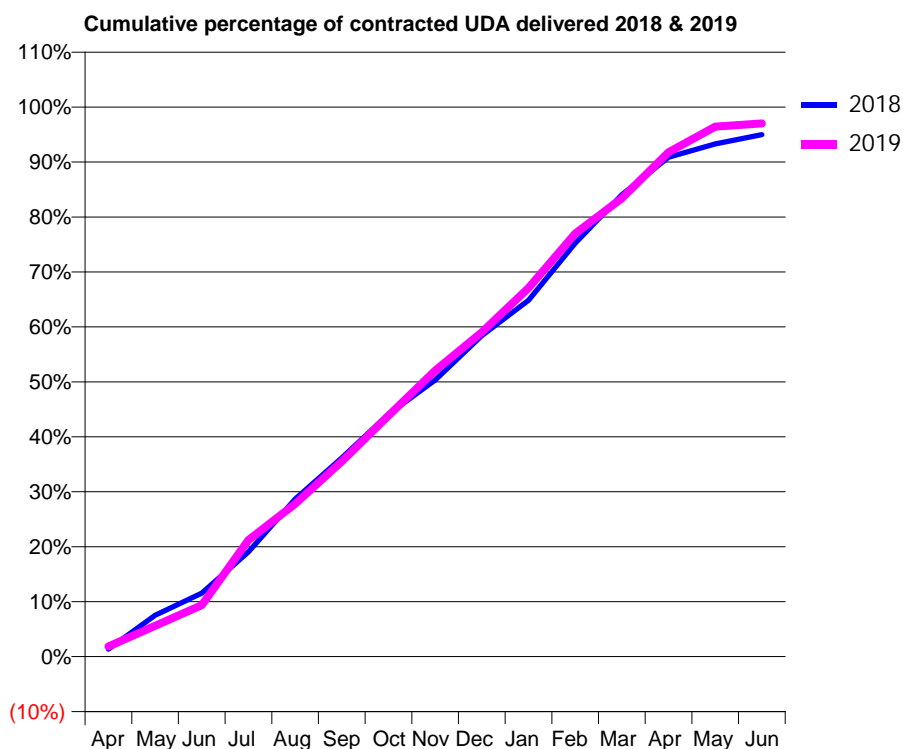
18/19 Contracted general activity (UDA)	9,500
Carry forward general activity (UDA)	0
18/19 Contracted orthodontic activity (UOA)	0
Carry forward orthodontic activity (UOA)	0
Baseline contract value	£231,404.90

ACCESS*

Patients seen in 24 months	Total	Change since previous quarter
Quarter ending March 2018	3,089	
Quarter ending June 2018	3,088	→
Quarter ending September 2018	3,085	→
Quarter ending December 2018	3,065	→
Quarter ending March 2019	3,045	→
Variance since March 2018	(1.4%)	↓



ACTIVITY



Month	Adjusted Scheduled Activity (UDA)	
	2018	2019
April	127	177
May	715	534
June	1,096	891
July	1,811	2,015
August	2,723	2,642
September	3,433	3,374
October	4,189	4,165
November	4,782	4,946
December	5,547	5,609
January	6,159	6,374
February	7,148	7,314
March	7,982	7,922
April	8,631	8,721
May	8,862	9,159
June	9,024	9,216

QUALITY

	Quantity	Base Number	Contract	AT	Region	England
% of FP17s for the same patient ID Re-attending within 3 months - Children	76	1,074	7.1%	11.1%	11.5%	11.8%
% of FP17s for the same patient ID Re-attending within 3 months - Adults	362	3,260	11.1%	14.7%	15.2%	15.7%
% of FP17s for the same patient ID Re-attending between 3 & 9 months - Children	710	1,074	66.1%	58.0%	60.2%	58.9%
% of FP17s for the same patient ID Re-attending between 3 & 9 months - Adults	1,889	3,260	57.9%	48.6%	51.8%	50.8%
% of FP17s for Band 1 Urgent Courses	256	4,398	5.8%	8.7%	8.1%	9.1%
% of FP17s Relating to Free Repair or Replacements	41	4,398	0.9%	0.7%	0.8%	0.8%
% of FP17s Relating to Continuations	73	4,398	1.7%	0.8%	0.9%	0.9%
% of Patients satisfied with the dentistry they have received	1	1	N/A	94.2%	92.7%	92.5%
% of Patients satisfied with the time they had to wait for an appointment	1	1	N/A	85.1%	87.4%	87.0%

* This is based on patients treated on this contract for their most recent course of treatment. Figures in italics indicate the base number of FP17s or Patient Questionnaire responses are less than 100. N/A is shown where the base number of responses is less than 10 during the period. % is calculated as Quantity/Base number*100

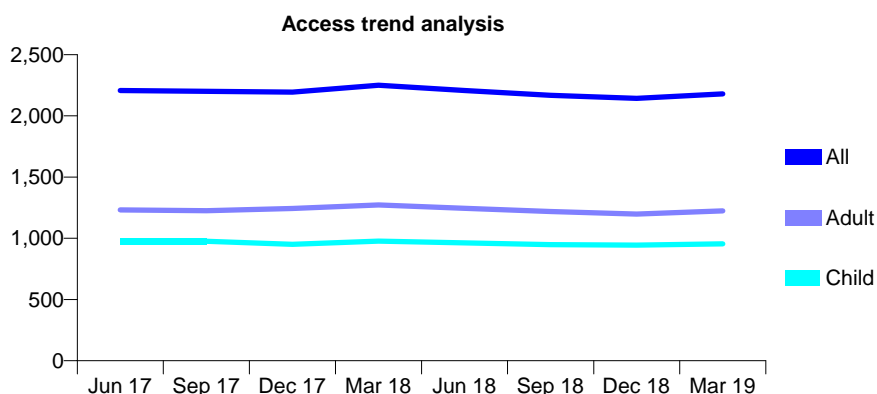
Q58 - Vital Signs At a Glance Contract Report for 788902/0001 - Year end March 2019

Name or company name	MR SS PATEL
Contract type name	GDS Contract
Purpose of contract	General
Contract start date	01/12/2011
Contract end date	

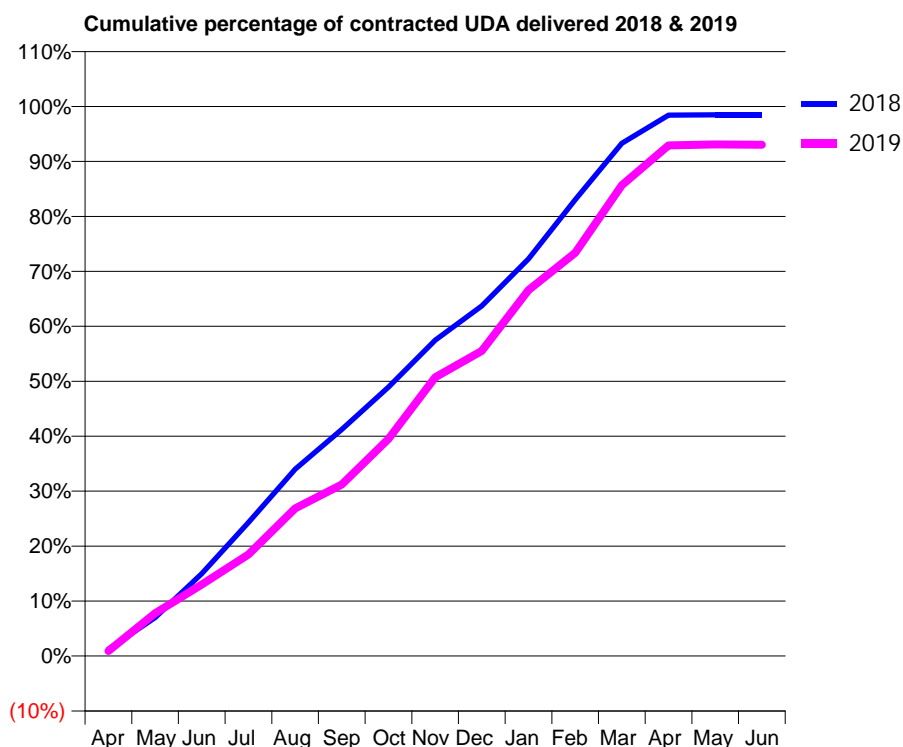
18/19 Contracted general activity (UDA)	9,420
Carry forward general activity (UDA)	142
18/19 Contracted orthodontic activity (UOA)	0
Carry forward orthodontic activity (UOA)	0
Baseline contract value	£255,853.39

ACCESS*

Patients seen in 24 months	Total	Change since previous quarter
Quarter ending March 2018	2,250	
Quarter ending June 2018	2,208	↓
Quarter ending September 2018	2,168	↓
Quarter ending December 2018	2,143	↓
Quarter ending March 2019	2,179	→
Variance since March 2018	(3.2%)	↓



ACTIVITY



Month	Adjusted Scheduled Activity (UDA)	
	2018	2019
April	118	87
May	661	735
June	1,412	1,225
July	2,290	1,741
August	3,203	2,531
September	3,883	2,940
October	4,610	3,723
November	5,414	4,779
December	6,002	5,232
January	6,806	6,275
February	7,821	6,912
March	8,789	8,069
April	9,271	8,752
May	9,275	8,767
June	9,278	8,764

QUALITY

	Quantity	Base Number	Contract	AT	Region	England
% of FP17s for the same patient ID Re-attending within 3 months - Children	147	1,499	9.8%	11.1%	11.5%	11.8%
% of FP17s for the same patient ID Re-attending within 3 months - Adults	246	1,618	15.2%	14.7%	15.2%	15.7%
% of FP17s for the same patient ID Re-attending between 3 & 9 months - Children	961	1,499	64.1%	58.0%	60.2%	58.9%
% of FP17s for the same patient ID Re-attending between 3 & 9 months - Adults	939	1,618	58.0%	48.6%	51.8%	50.8%
% of FP17s for Band 1 Urgent Courses	145	3,127	4.6%	8.7%	8.1%	9.1%
% of FP17s Relating to Free Repair or Replacements	30	3,127	1.0%	0.7%	0.8%	0.8%
% of FP17s Relating to Continuations	21	3,127	0.7%	0.8%	0.9%	0.9%
% of Patients satisfied with the dentistry they have received	2	2	N/A	94.2%	92.7%	92.5%
% of Patients satisfied with the time they had to wait for an appointment	2	2	N/A	85.1%	87.4%	87.0%

* This is based on patients treated on this contract for their most recent course of treatment. Figures in italics indicate the base number of FP17s or Patient Questionnaire responses are less than 100. N/A is shown where the base number of responses is less than 10 during the period. % is calculated as Quantity/Base number*100

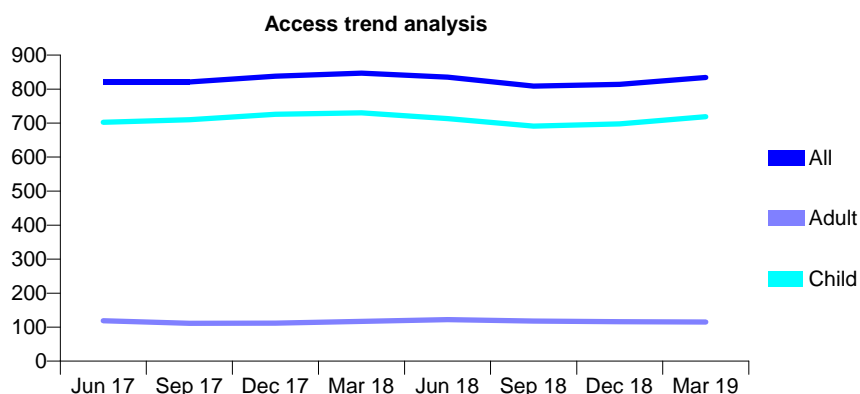
Q58 - Vital Signs At a Glance Contract Report for 788902/0002 - Year end March 2019

Name or company name	MR SS PATEL
Contract type name	GDS Contract
Purpose of contract	General
Contract start date	01/04/2015
Contract end date	

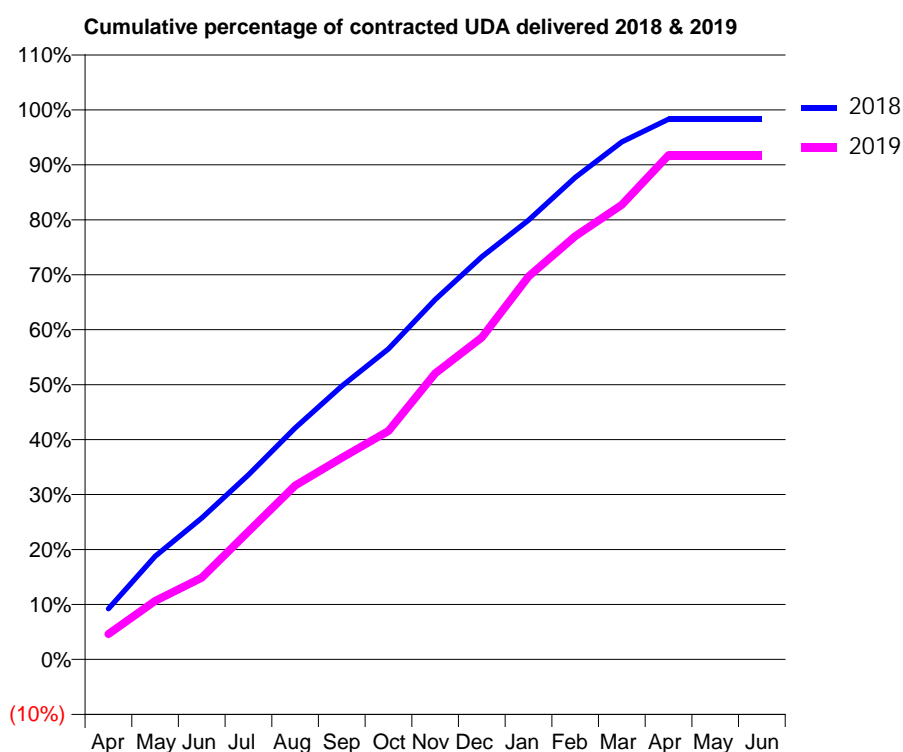
18/19 Contracted general activity (UDA)	2,600
Carry forward general activity (UDA)	44
18/19 Contracted orthodontic activity (UOA)	0
Carry forward orthodontic activity (UOA)	0
Baseline contract value	£60,986.48

ACCESS*

Patients seen in 24 months	Total	Change since previous quarter
Quarter ending March 2018	847	
Quarter ending June 2018	835	↓
Quarter ending September 2018	809	↓
Quarter ending December 2018	814	→
Quarter ending March 2019	834	↑
Variance since March 2018	(1.5%)	↓



ACTIVITY



Month	Adjusted Scheduled Activity (UDA)	
	2018	2019
April	239	120
May	488	276
June	669	386
July	873	605
August	1,096	822
September	1,293	953
October	1,469	1,081
November	1,703	1,354
December	1,905	1,524
January	2,078	1,812
February	2,280	2,002
March	2,448	2,150
April	2,556	2,385
May	2,556	2,385
June	2,556	2,385

QUALITY

	Quantity	Base Number	Contract	AT	Region	England
% of FP17s for the same patient ID Re-attending within 3 months - Children	90	1,177	7.6%	11.1%	11.5%	11.8%
% of FP17s for the same patient ID Re-attending within 3 months - Adults	4	56	7.1%	14.7%	15.2%	15.7%
% of FP17s for the same patient ID Re-attending between 3 & 9 months - Children	838	1,177	71.2%	58.0%	60.2%	58.9%
% of FP17s for the same patient ID Re-attending between 3 & 9 months - Adults	44	56	78.6%	48.6%	51.8%	50.8%
% of FP17s for Band 1 Urgent Courses	37	1,296	2.9%	8.7%	8.1%	9.1%
% of FP17s Relating to Free Repair or Replacements	0	1,296	0.0%	0.7%	0.8%	0.8%
% of FP17s Relating to Continuations	0	1,296	0.0%	0.8%	0.9%	0.9%
% of Patients satisfied with the dentistry they have received	0	0	N/A	94.2%	92.7%	92.5%
% of Patients satisfied with the time they had to wait for an appointment	0	0	N/A	85.1%	87.4%	87.0%

* This is based on patients treated on this contract for their most recent course of treatment. Figures in italics indicate the base number of FP17s or Patient Questionnaire responses are less than 100. N/A is shown where the base number of responses is less than 10 during the period. % is calculated as Quantity/Base number*100

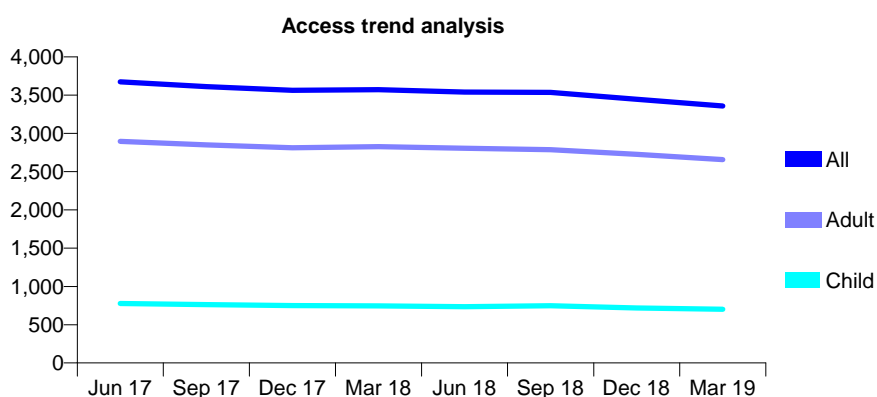
Q58 - Vital Signs At a Glance Contract Report for 795836/0001 - Year end March 2019

Name or company name	Mr Uche Oguike
Contract type name	GDS Contract
Purpose of contract	General
Contract start date	01/04/2006
Contract end date	

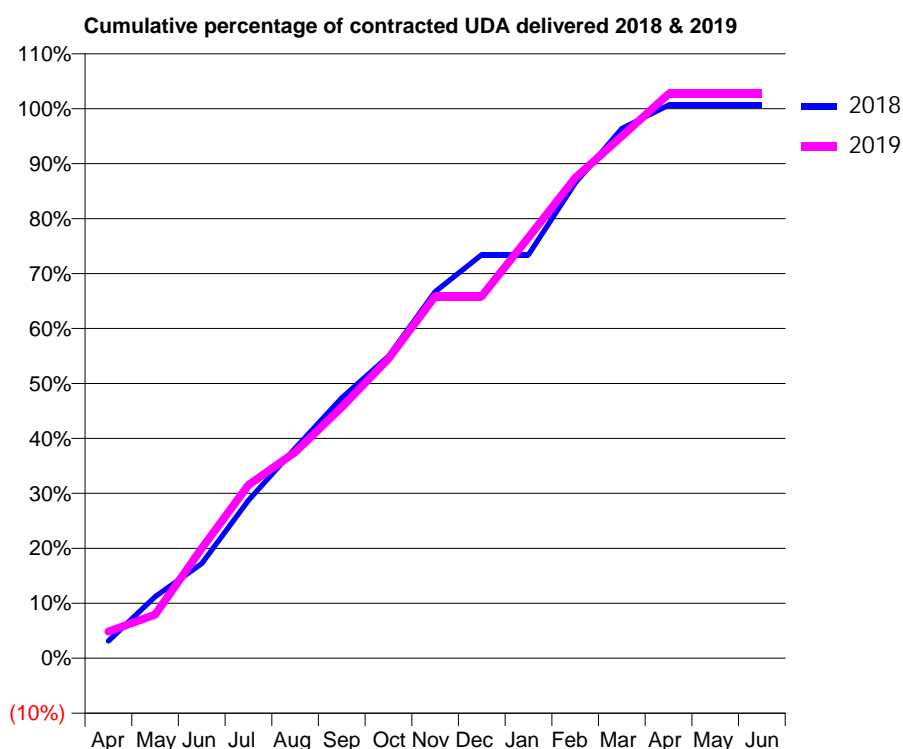
18/19 Contracted general activity (UDA)	7,850
Carry forward general activity (UDA)	-48
18/19 Contracted orthodontic activity (UOA)	0
Carry forward orthodontic activity (UOA)	0
Baseline contract value	£285,627.25

ACCESS*

Patients seen in 24 months	Total	Change since previous quarter
Quarter ending March 2018	3,572	
Quarter ending June 2018	3,541	→
Quarter ending September 2018	3,535	→
Quarter ending December 2018	3,446	↓
Quarter ending March 2019	3,358	↓
Variance since March 2018	(6.0%)	↓



ACTIVITY



Month	2018	2019
April	246	383
May	878	623
June	1,352	1,571
July	2,254	2,475
August	3,000	2,944
September	3,717	3,587
October	4,313	4,279
November	5,236	5,173
December	5,766	5,173
January	5,766	6,011
February	6,788	6,861
March	7,565	7,454
April	7,899	8,059
May	7,899	8,059
June	7,899	8,059

QUALITY

	Quantity	Base Number	Contract	AT	Region	England
% of FP17s for the same patient ID Re-attending within 3 months - Children	47	900	5.2%	11.1%	11.5%	11.8%
% of FP17s for the same patient ID Re-attending within 3 months - Adults	327	3,267	10.0%	14.7%	15.2%	15.7%
% of FP17s for the same patient ID Re-attending between 3 & 9 months - Children	403	900	44.8%	58.0%	60.2%	58.9%
% of FP17s for the same patient ID Re-attending between 3 & 9 months - Adults	1,414	3,267	43.3%	48.6%	51.8%	50.8%
% of FP17s for Band 1 Urgent Courses	250	4,313	5.8%	8.7%	8.1%	9.1%
% of FP17s Relating to Free Repair or Replacements	10	4,313	0.2%	0.7%	0.8%	0.8%
% of FP17s Relating to Continuations	82	4,313	1.9%	0.8%	0.9%	0.9%
% of Patients satisfied with the dentistry they have received	1	1	N/A	94.2%	92.7%	92.5%
% of Patients satisfied with the time they had to wait for an appointment	1	1	N/A	85.1%	87.4%	87.0%

* This is based on patients treated on this contract for their most recent course of treatment. Figures in italics indicate the base number of FP17s or Patient Questionnaire responses are less than 100. N/A is shown where the base number of responses is less than 10 during the period. % is calculated as Quantity/Base number*100

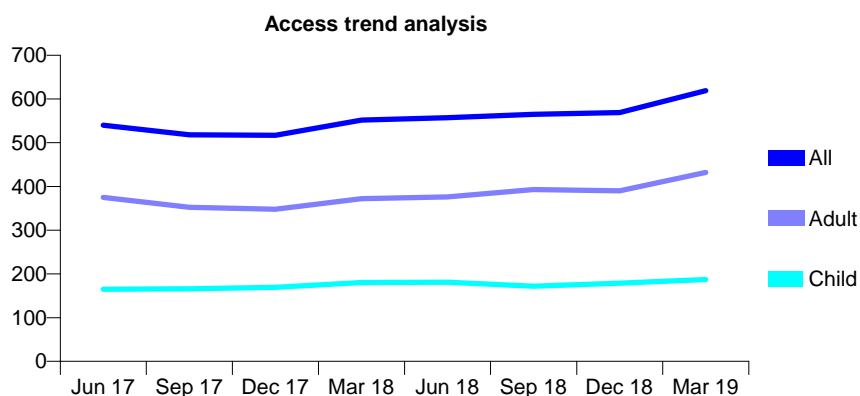
Q58 - Vital Signs At a Glance Contract Report for 807702/0001 - Year end March 2019

Name or company name	MR HK KOCH
Contract type name	GDS Contract
Purpose of contract	General
Contract start date	01/04/2006
Contract end date	

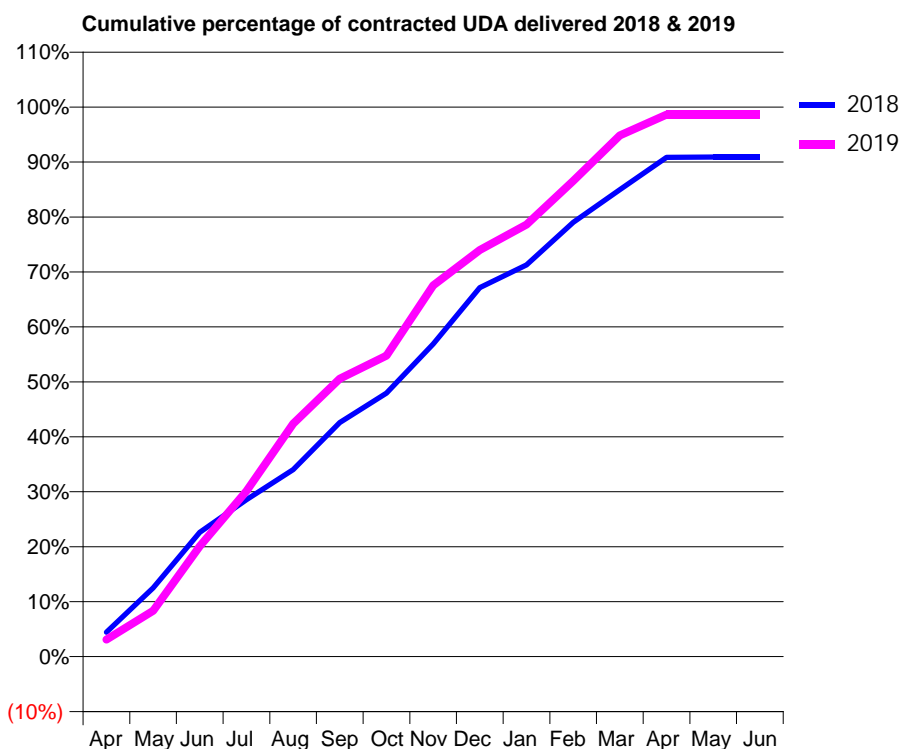
18/19 Contracted general activity (UDA)	1,573
Carry forward general activity (UDA)	0
18/19 Contracted orthodontic activity (UOA)	0
Carry forward orthodontic activity (UOA)	0
Baseline contract value	£56,612.19

ACCESS*

Patients seen in 24 months	Total	Change since previous quarter
Quarter ending March 2018	552	
Quarter ending June 2018	557	→
Quarter ending September 2018	565	→
Quarter ending December 2018	569	→
Quarter ending March 2019	619	↑
Variance since March 2018	12.1%	↑



ACTIVITY



Month	Adjusted Scheduled Activity (UDA)	
	2018	2019
April	70	49
May	197	131
June	356	316
July	449	474
August	535	667
September	670	796
October	755	861
November	895	1,062
December	1,056	1,164
January	1,121	1,237
February	1,243	1,362
March	1,337	1,491
April	1,429	1,551
May	1,430	1,551
June	1,430	1,551

QUALITY

	Quantity	Base Number	Contract	AT	Region	England
% of FP17s for the same patient ID Re-attending within 3 months - Children	11	269	4.1%	11.1%	11.5%	11.8%
% of FP17s for the same patient ID Re-attending within 3 months - Adults	72	549	13.1%	14.7%	15.2%	15.7%
% of FP17s for the same patient ID Re-attending between 3 & 9 months - Children	175	269	65.1%	58.0%	60.2%	58.9%
% of FP17s for the same patient ID Re-attending between 3 & 9 months - Adults	290	549	52.8%	48.6%	51.8%	50.8%
% of FP17s for Band 1 Urgent Courses	65	819	7.9%	8.7%	8.1%	9.1%
% of FP17s Relating to Free Repair or Replacements	2	819	0.2%	0.7%	0.8%	0.8%
% of FP17s Relating to Continuations	2	819	0.2%	0.8%	0.9%	0.9%
% of Patients satisfied with the dentistry they have received	0	0	N/A	94.2%	92.7%	92.5%
% of Patients satisfied with the time they had to wait for an appointment	0	0	N/A	85.1%	87.4%	87.0%

* This is based on patients treated on this contract for their most recent course of treatment. Figures in italics indicate the base number of FP17s or Patient Questionnaire responses are less than 100. N/A is shown where the base number of responses is less than 10 during the period. % is calculated as Quantity/Base number*100

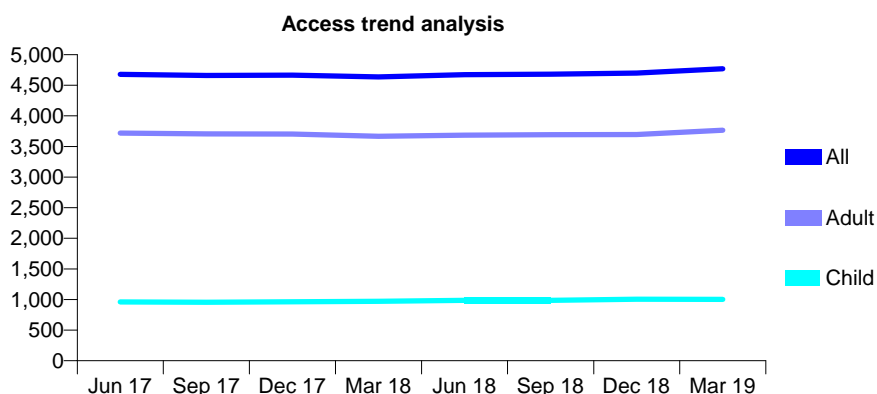
Q58 - Vital Signs At a Glance Contract Report for 810851/0001 - Year end March 2019

Name or company name	Leverstock Green Dental Practice
Contract type name	GDS Contract
Purpose of contract	General
Contract start date	01/04/2006
Contract end date	

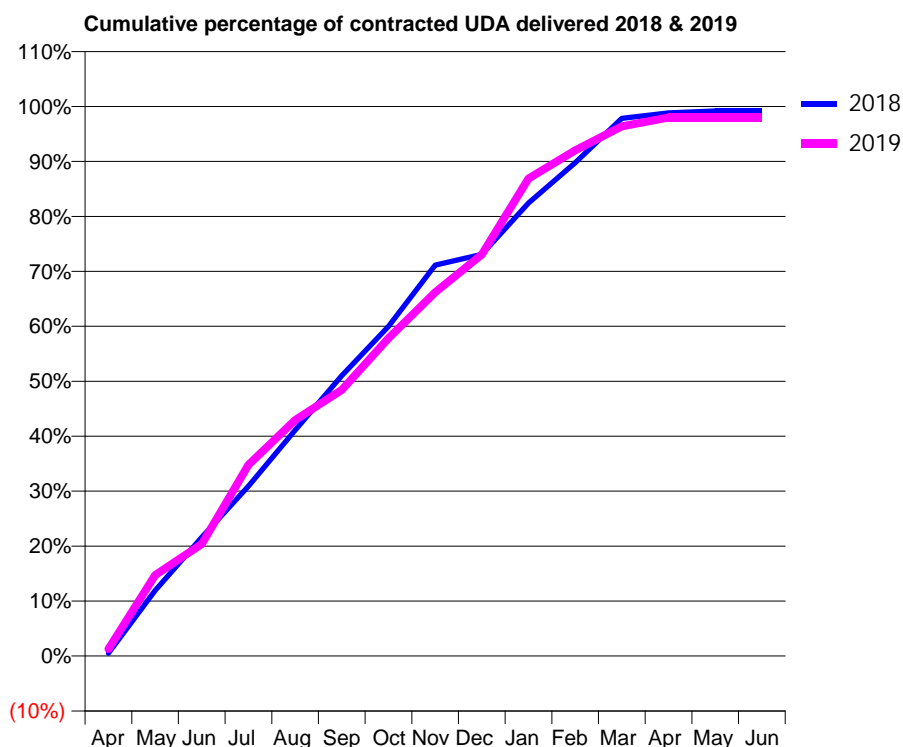
18/19 Contracted general activity (UDA)	11,052
Carry forward general activity (UDA)	90
18/19 Contracted orthodontic activity (UOA)	0
Carry forward orthodontic activity (UOA)	0
Baseline contract value	£308,294.94

ACCESS*

Patients seen in 24 months	Total	Change since previous quarter
Quarter ending March 2018	4,638	
Quarter ending June 2018	4,672	→
Quarter ending September 2018	4,680	→
Quarter ending December 2018	4,701	→
Quarter ending March 2019	4,770	→
Variance since March 2018	2.8%	↑



ACTIVITY



Month	Adjusted Scheduled Activity (UDA)	
	2018	2019
April	59	140
May	1,318	1,628
June	2,389	2,251
July	3,418	3,845
August	4,542	4,747
September	5,636	5,351
October	6,629	6,390
November	7,861	7,316
December	8,076	8,073
January	9,109	9,603
February	9,922	10,168
March	10,812	10,651
April	10,921	10,829
May	10,961	10,829
June	10,961	10,829

QUALITY

	Quantity	Base Number	Contract	AT	Region	England
% of FP17s for the same patient ID Re-attending within 3 months - Children	132	1,650	8.0%	11.1%	11.5%	11.8%
% of FP17s for the same patient ID Re-attending within 3 months - Adults	541	5,296	10.2%	14.7%	15.2%	15.7%
% of FP17s for the same patient ID Re-attending between 3 & 9 months - Children	1,070	1,650	64.8%	58.0%	60.2%	58.9%
% of FP17s for the same patient ID Re-attending between 3 & 9 months - Adults	3,323	5,296	62.7%	48.6%	51.8%	50.8%
% of FP17s for Band 1 Urgent Courses	497	6,915	7.2%	8.7%	8.1%	9.1%
% of FP17s Relating to Free Repair or Replacements	49	6,915	0.7%	0.7%	0.8%	0.8%
% of FP17s Relating to Continuations	7	6,915	0.1%	0.8%	0.9%	0.9%
% of Patients satisfied with the dentistry they have received	0	0	N/A	94.2%	92.7%	92.5%
% of Patients satisfied with the time they had to wait for an appointment	0	0	N/A	85.1%	87.4%	87.0%

* This is based on patients treated on this contract for their most recent course of treatment. Figures in italics indicate the base number of FP17s or Patient Questionnaire responses are less than 100. N/A is shown where the base number of responses is less than 10 during the period. % is calculated as Quantity/Base number*100

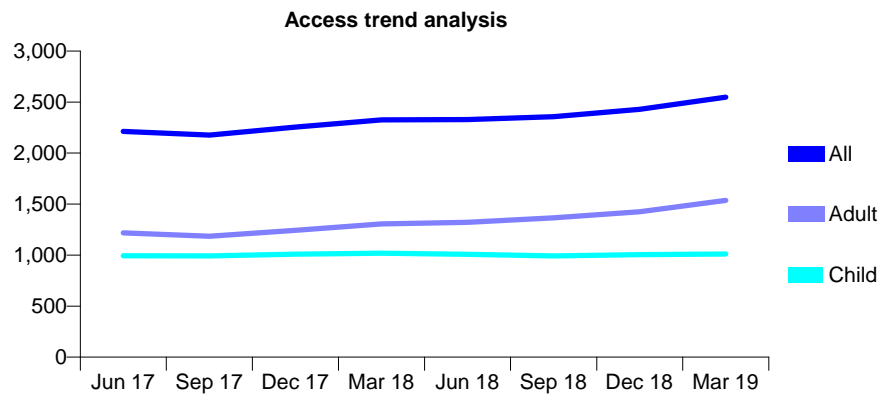
Q58 - Vital Signs At a Glance Contract Report for 811815/0001 - Year end March 2019

Name or company name	MR PS SANSI
Contract type name	GDS Contract
Purpose of contract	General
Contract start date	01/04/2006
Contract end date	

18/19 Contracted general activity (UDA)	4,725
Carry forward general activity (UDA)	-76
18/19 Contracted orthodontic activity (UOA)	0
Carry forward orthodontic activity (UOA)	0
Baseline contract value	£135,325.56

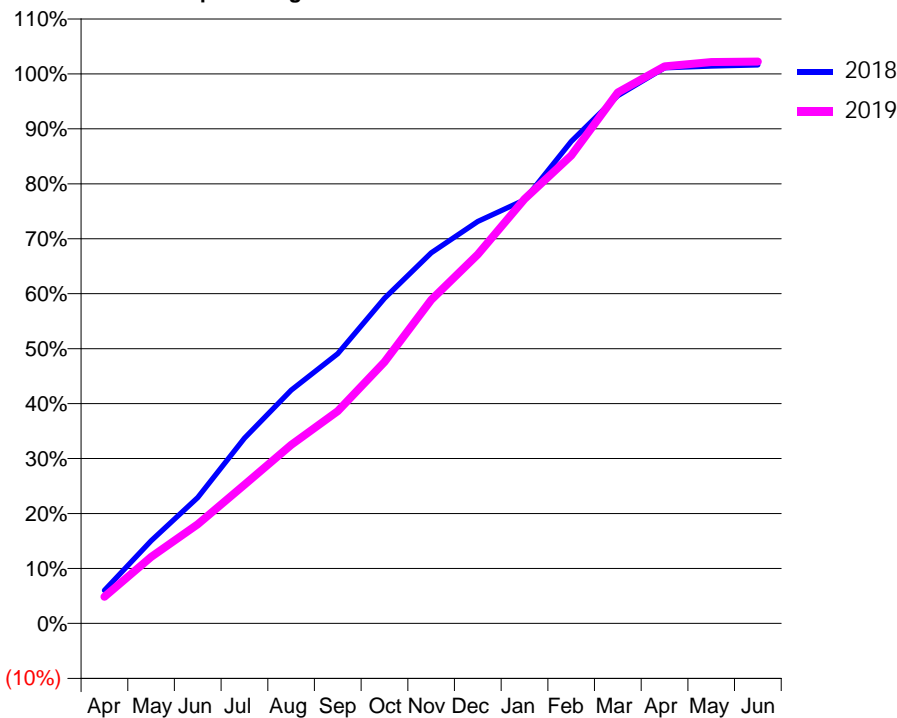
ACCESS*

Patients seen in 24 months	Total	Change since previous quarter
Quarter ending March 2018	2,325	
Quarter ending June 2018	2,329	→
Quarter ending September 2018	2,358	→
Quarter ending December 2018	2,430	↑
Quarter ending March 2019	2,548	↑
Variance since March 2018	9.6%	↑



ACTIVITY

Cumulative percentage of contracted UDA delivered 2018 & 2019



Month	Adjusted Scheduled Activity (UDA)	
	2018	2019
April	283	230
May	712	572
June	1,082	853
July	1,593	1,193
August	2,006	1,535
September	2,319	1,825
October	2,796	2,248
November	3,186	2,781
December	3,456	3,172
January	3,641	3,649
February	4,144	4,023
March	4,538	4,565
April	4,776	4,789
May	4,792	4,827
June	4,802	4,830

QUALITY

	Quantity	Base Number	Contract	AT	Region	England
% of FP17s for the same patient ID Re-attending within 3 months - Children	96	1,259	7.6%	11.1%	11.5%	11.8%
% of FP17s for the same patient ID Re-attending within 3 months - Adults	252	1,762	14.3%	14.7%	15.2%	15.7%
% of FP17s for the same patient ID Re-attending between 3 & 9 months - Children	491	1,259	39.0%	58.0%	60.2%	58.9%
% of FP17s for the same patient ID Re-attending between 3 & 9 months - Adults	642	1,762	36.4%	48.6%	51.8%	50.8%
% of FP17s for Band 1 Urgent Courses	189	2,250	8.4%	8.7%	8.1%	9.1%
% of FP17s Relating to Free Repair or Replacements	15	2,250	0.7%	0.7%	0.8%	0.8%
% of FP17s Relating to Continuations	20	2,250	0.9%	0.8%	0.9%	0.9%
% of Patients satisfied with the dentistry they have received	0	0	N/A	94.2%	92.7%	92.5%
% of Patients satisfied with the time they had to wait for an appointment	0	0	N/A	85.1%	87.4%	87.0%

* This is based on patients treated on this contract for their most recent course of treatment. Figures in italics indicate the base number of FP17s or Patient Questionnaire responses are less than 100. N/A is shown where the base number of responses is less than 10 during the period. % is calculated as Quantity/Base number*100

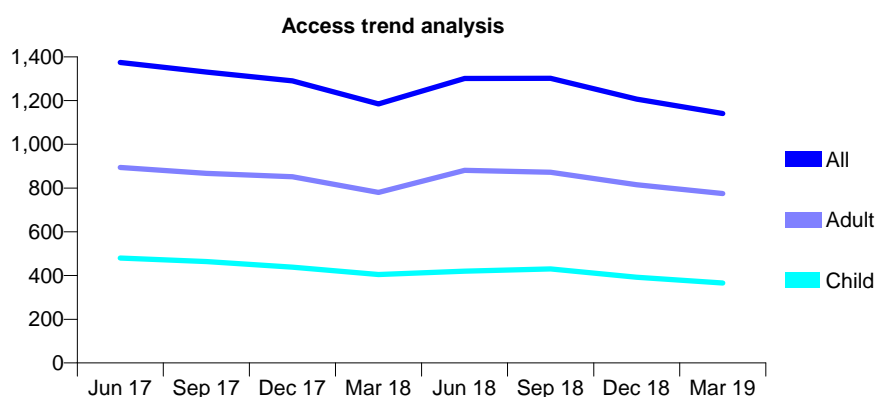
Q58 - Vital Signs At a Glance Contract Report for 813923/0001 - Year end March 2019

Name or company name	MR JS MANDAIR
Contract type name	GDS Contract
Purpose of contract	General
Contract start date	01/04/2006
Contract end date	

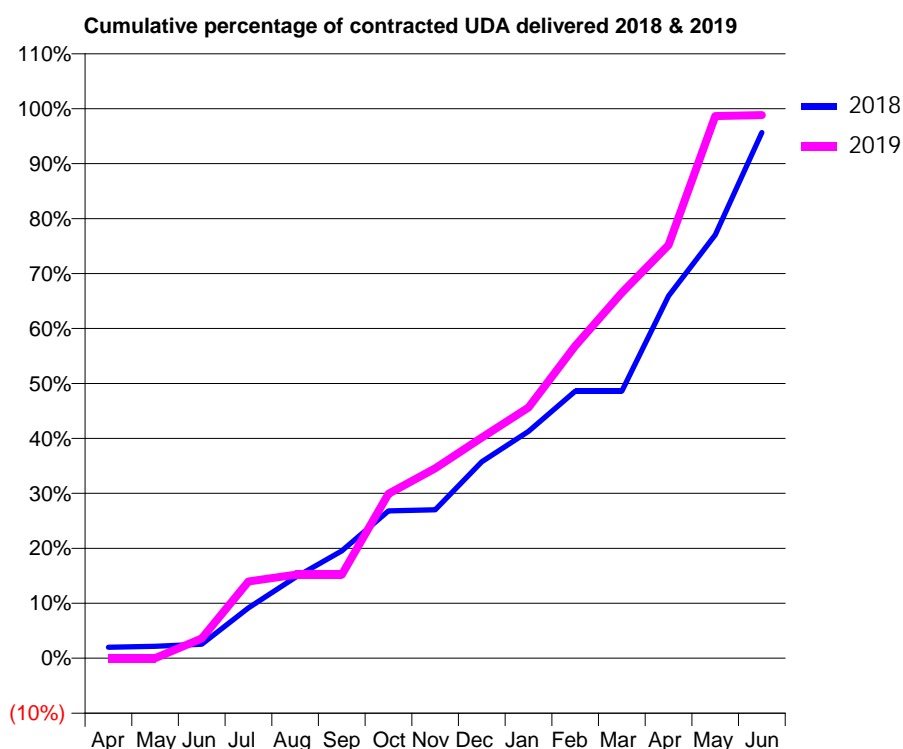
18/19 Contracted general activity (UDA)	6,659
Carry forward general activity (UDA)	0
18/19 Contracted orthodontic activity (UOA)	0
Carry forward orthodontic activity (UOA)	0
Baseline contract value	£236,666.59

ACCESS*

Patients seen in 24 months	Total	Change since previous quarter
Quarter ending March 2018	1,185	
Quarter ending June 2018	1,301	↑
Quarter ending September 2018	1,302	→
Quarter ending December 2018	1,207	↓
Quarter ending March 2019	1,141	↓
Variance since March 2018	(3.7%)	↓



ACTIVITY



Adjusted Scheduled Activity (UDA)		
Month	2018	2019
April	133	0
May	144	0
June	170	240
July	611	929
August	978	1,012
September	1,300	1,012
October	1,785	1,994
November	1,799	2,303
December	2,382	2,673
January	2,749	3,037
February	3,235	3,785
March	3,235	4,428
April	4,390	5,007
May	5,129	6,569
June	6,370	6,581

QUALITY

	Quantity	Base Number	Contract	AT	Region	England
% of FP17s for the same patient ID Re-attending within 3 months - Children	41	384	10.7%	11.1%	11.5%	11.8%
% of FP17s for the same patient ID Re-attending within 3 months - Adults	248	992	25.0%	14.7%	15.2%	15.7%
% of FP17s for the same patient ID Re-attending between 3 & 9 months - Children	64	384	16.7%	58.0%	60.2%	58.9%
% of FP17s for the same patient ID Re-attending between 3 & 9 months - Adults	166	992	16.7%	48.6%	51.8%	50.8%
% of FP17s for Band 1 Urgent Courses	142	1,248	11.4%	8.7%	8.1%	9.1%
% of FP17s Relating to Free Repair or Replacements	1	1,248	0.1%	0.7%	0.8%	0.8%
% of FP17s Relating to Continuations	0	1,248	0.0%	0.8%	0.9%	0.9%
% of Patients satisfied with the dentistry they have received	0	0	N/A	94.2%	92.7%	92.5%
% of Patients satisfied with the time they had to wait for an appointment	0	0	N/A	85.1%	87.4%	87.0%

* This is based on patients treated on this contract for their most recent course of treatment.

Figures in italics indicate the base number of FP17s or Patient Questionnaire responses are less than 100. N/A is shown where the base number of responses is less than 10 during the period. % is calculated as Quantity/Base number*100

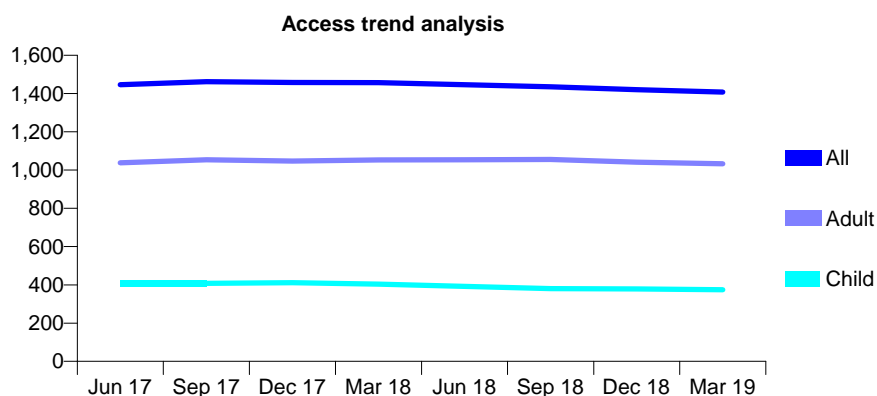
Q58 - Vital Signs At a Glance Contract Report for 815012/0001 - Year end March 2019

Name or company name	MR JP NORRIS
Contract type name	GDS Contract
Purpose of contract	General
Contract start date	01/04/2006
Contract end date	

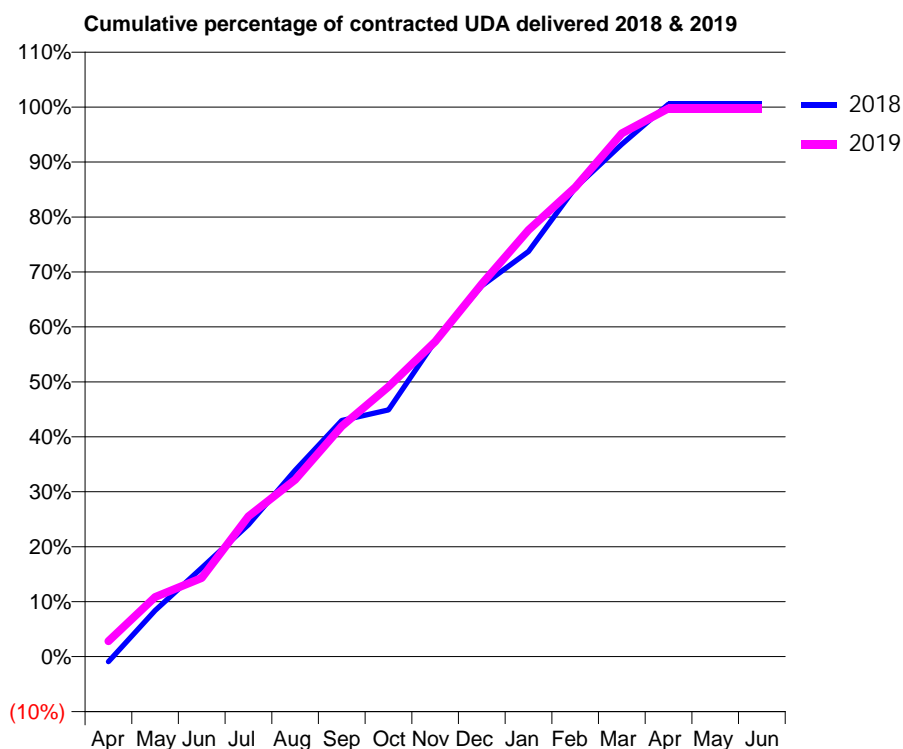
18/19 Contracted general activity (UDA)	1,399
Carry forward general activity (UDA)	-7
18/19 Contracted orthodontic activity (UOA)	0
Carry forward orthodontic activity (UOA)	0
Baseline contract value	£31,031.49

ACCESS*

Patients seen in 24 months	Total	Change since previous quarter
Quarter ending March 2018	1,457	
Quarter ending June 2018	1,446	→
Quarter ending September 2018	1,435	→
Quarter ending December 2018	1,420	↓
Quarter ending March 2019	1,408	→
Variance since March 2018	(3.4%)	↓



ACTIVITY



Month	Adjusted Scheduled Activity (UDA)	
	2018	2019
April	-13	39
May	118	152
June	226	200
July	336	357
August	475	450
September	601	586
October	628	687
November	803	802
December	944	949
January	1,031	1,086
February	1,194	1,195
March	1,304	1,332
April	1,407	1,396
May	1,407	1,396
June	1,407	1,396

QUALITY

	Quantity	Base Number	Contract	AT	Region	England
% of FP17s for the same patient ID Re-attending within 3 months - Children	52	624	8.3%	11.1%	11.5%	11.8%
% of FP17s for the same patient ID Re-attending within 3 months - Adults	275	1,603	17.2%	14.7%	15.2%	15.7%
% of FP17s for the same patient ID Re-attending between 3 & 9 months - Children	408	624	65.4%	58.0%	60.2%	58.9%
% of FP17s for the same patient ID Re-attending between 3 & 9 months - Adults	994	1,603	62.0%	48.6%	51.8%	50.8%
% of FP17s for Band 1 Urgent Courses	76	773	9.8%	8.7%	8.1%	9.1%
% of FP17s Relating to Free Repair or Replacements	0	773	0.0%	0.7%	0.8%	0.8%
% of FP17s Relating to Continuations	1	773	0.1%	0.8%	0.9%	0.9%
% of Patients satisfied with the dentistry they have received	0	0	N/A	94.2%	92.7%	92.5%
% of Patients satisfied with the time they had to wait for an appointment	0	0	N/A	85.1%	87.4%	87.0%

* This is based on patients treated on this contract for their most recent course of treatment. Figures in italics indicate the base number of FP17s or Patient Questionnaire responses are less than 100. N/A is shown where the base number of responses is less than 10 during the period. % is calculated as Quantity/Base number*100

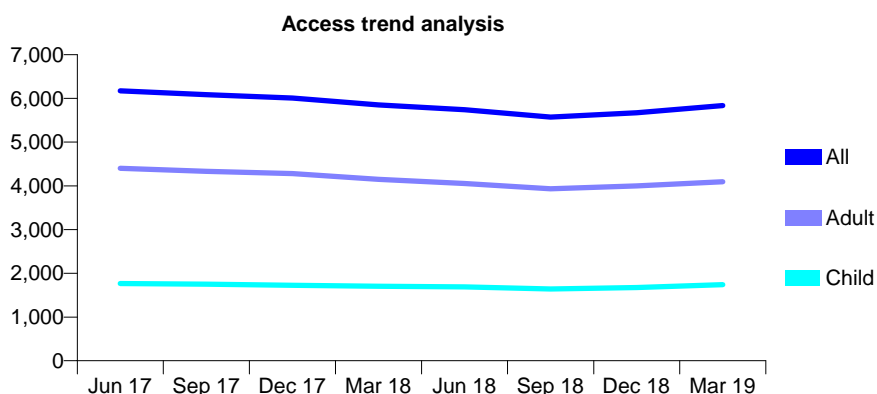
Q58 - Vital Signs At a Glance Contract Report for 819506/0001 - Year end March 2019

Name or company name	Naeha Waterfall
Contract type name	GDS Contract
Purpose of contract	General
Contract start date	01/06/2009
Contract end date	

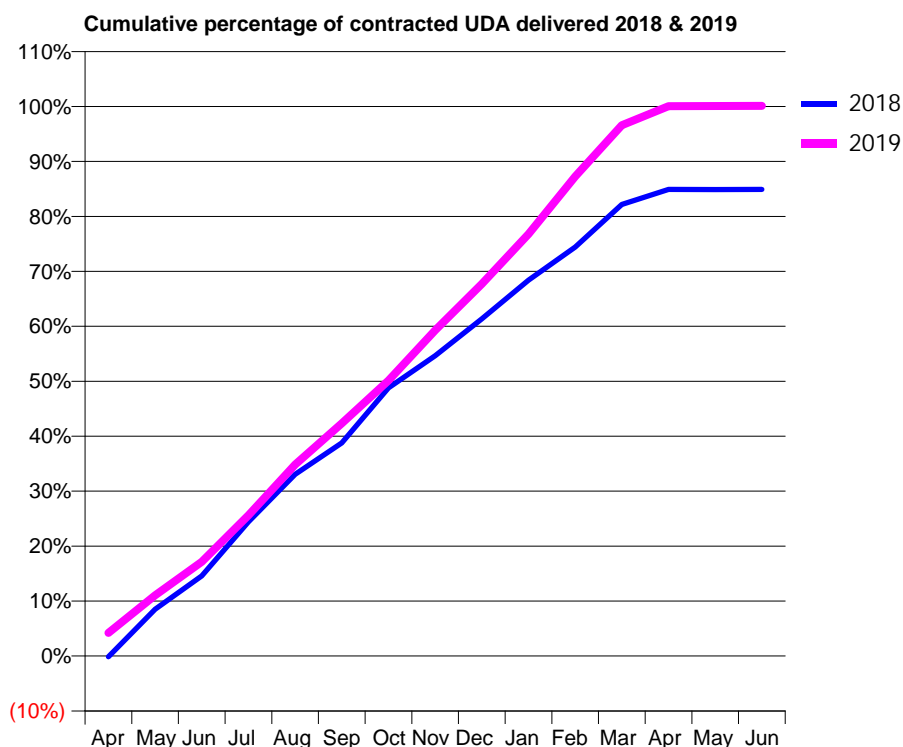
18/19 Contracted general activity (UDA)	15,000
Carry forward general activity (UDA)	0
18/19 Contracted orthodontic activity (UOA)	0
Carry forward orthodontic activity (UOA)	0
Baseline contract value	£434,282.62

ACCESS*

Patients seen in 24 months	Total	Change since previous quarter
Quarter ending March 2018	5,852	
Quarter ending June 2018	5,741	↓
Quarter ending September 2018	5,575	↓
Quarter ending December 2018	5,673	→
Quarter ending March 2019	5,837	↑
Variance since March 2018	(0.3%)	→



ACTIVITY



Month	Adjusted Scheduled Activity (UDA)	
	2018	2019
April	-23	632
May	1,281	1,659
June	2,187	2,571
July	3,662	3,843
August	4,958	5,226
September	5,813	6,349
October	7,318	7,523
November	8,197	8,892
December	9,200	10,154
January	10,260	11,516
February	11,163	13,092
March	12,323	14,484
April	12,734	15,006
May	12,731	15,014
June	12,733	15,019

QUALITY

	Quantity	Base Number	Contract	AT	Region	England
% of FP17s for the same patient ID Re-attending within 3 months - Children	211	2,857	7.4%	11.1%	11.5%	11.8%
% of FP17s for the same patient ID Re-attending within 3 months - Adults	702	5,374	13.1%	14.7%	15.2%	15.7%
% of FP17s for the same patient ID Re-attending between 3 & 9 months - Children	1,787	2,857	62.5%	58.0%	60.2%	58.9%
% of FP17s for the same patient ID Re-attending between 3 & 9 months - Adults	2,258	5,374	42.0%	48.6%	51.8%	50.8%
% of FP17s for Band 1 Urgent Courses	578	8,302	7.0%	8.7%	8.1%	9.1%
% of FP17s Relating to Free Repair or Replacements	51	8,302	0.6%	0.7%	0.8%	0.8%
% of FP17s Relating to Continuations	30	8,302	0.4%	0.8%	0.9%	0.9%
% of Patients satisfied with the dentistry they have received	2	2	N/A	94.2%	92.7%	92.5%
% of Patients satisfied with the time they had to wait for an appointment	2	2	N/A	85.1%	87.4%	87.0%

* This is based on patients treated on this contract for their most recent course of treatment. Figures in italics indicate the base number of FP17s or Patient Questionnaire responses are less than 100. N/A is shown where the base number of responses is less than 10 during the period. % is calculated as Quantity/Base number*100

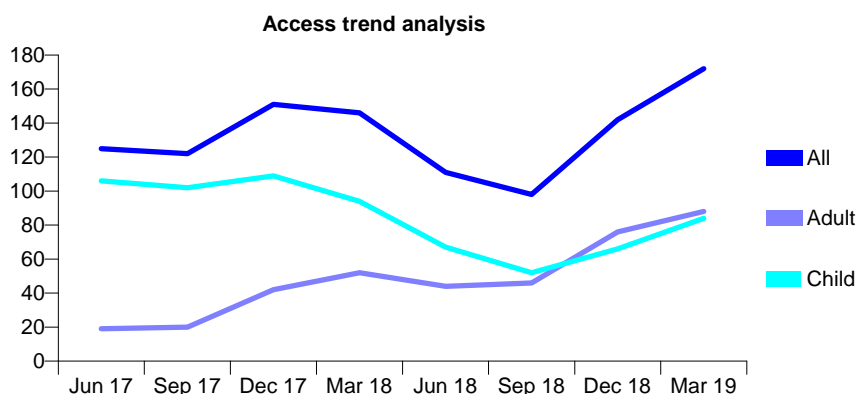
Q58 - Vital Signs At a Glance Contract Report for 824038/0001 - Year end March 2019

Name or company name	MR R BHATIANI
Contract type name	GDS Contract
Purpose of contract	General
Contract start date	01/04/2006
Contract end date	

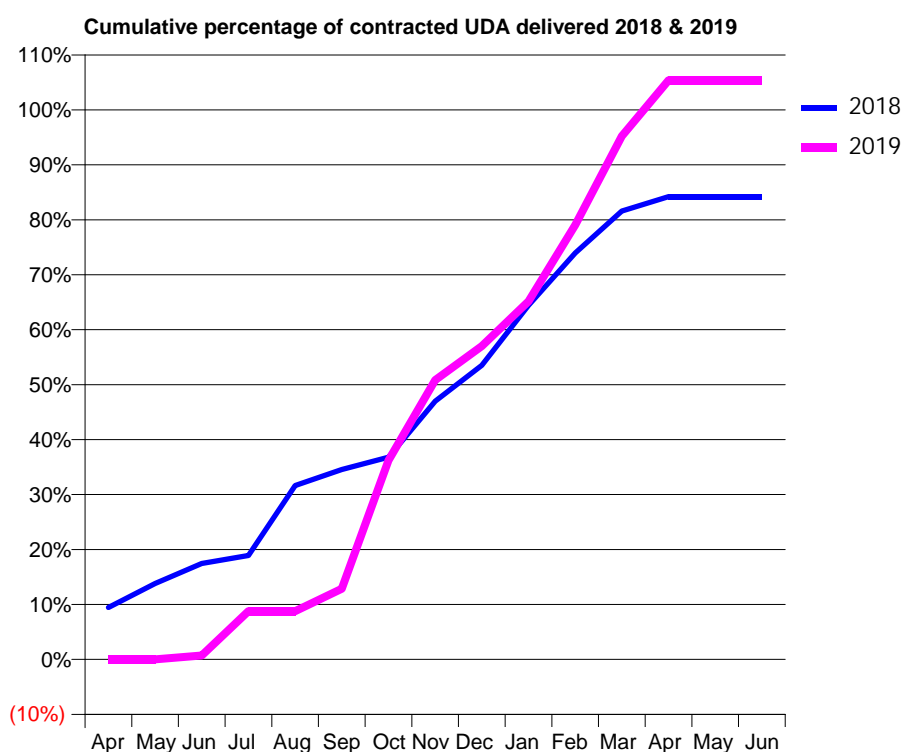
18/19 Contracted general activity (UDA)	275
Carry forward general activity (UDA)	0
18/19 Contracted orthodontic activity (UOA)	0
Carry forward orthodontic activity (UOA)	0
Baseline contract value	£7,214.48

ACCESS*

Patients seen in 24 months	Total	Change since previous quarter
Quarter ending March 2018	146	
Quarter ending June 2018	111	↓
Quarter ending September 2018	98	↓
Quarter ending December 2018	142	↑
Quarter ending March 2019	172	↑
Variance since March 2018	17.8%	↑



ACTIVITY



Month	Adjusted Scheduled Activity (UDA)	
	2018	2019
April	26	0
May	38	0
June	48	2
July	52	24
August	87	24
September	95	35
October	101	100
November	129	140
December	147	157
January	177	179
February	203	217
March	224	262
April	232	290
May	232	290
June	232	290

QUALITY

	Quantity	Base Number	Contract	AT	Region	England
% of FP17s for the same patient ID Re-attending within 3 months - Children	1	96	1.0%	11.1%	11.5%	11.8%
% of FP17s for the same patient ID Re-attending within 3 months - Adults	9	99	9.1%	14.7%	15.2%	15.7%
% of FP17s for the same patient ID Re-attending between 3 & 9 months - Children	15	96	15.6%	58.0%	60.2%	58.9%
% of FP17s for the same patient ID Re-attending between 3 & 9 months - Adults	11	99	11.1%	48.6%	51.8%	50.8%
% of FP17s for Band 1 Urgent Courses	19	203	9.4%	8.7%	8.1%	9.1%
% of FP17s Relating to Free Repair or Replacements	0	203	0.0%	0.7%	0.8%	0.8%
% of FP17s Relating to Continuations	0	203	0.0%	0.8%	0.9%	0.9%
% of Patients satisfied with the dentistry they have received	0	0	N/A	94.2%	92.7%	92.5%
% of Patients satisfied with the time they had to wait for an appointment	0	0	N/A	85.1%	87.4%	87.0%

* This is based on patients treated on this contract for their most recent course of treatment. Figures in italics indicate the base number of FP17s or Patient Questionnaire responses are less than 100. N/A is shown where the base number of responses is less than 10 during the period. % is calculated as Quantity/Base number*100

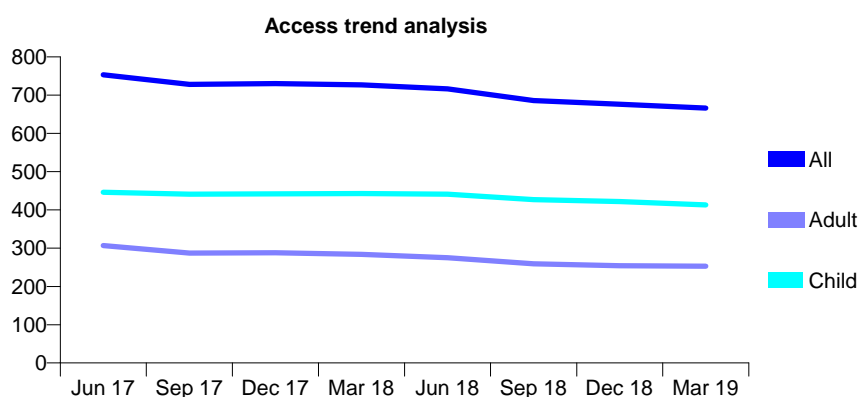
Q58 - Vital Signs At a Glance Contract Report for 825344/0001 - Year end March 2019

Name or company name	MR K PATEL
Contract type name	GDS Contract
Purpose of contract	General
Contract start date	01/04/2006
Contract end date	

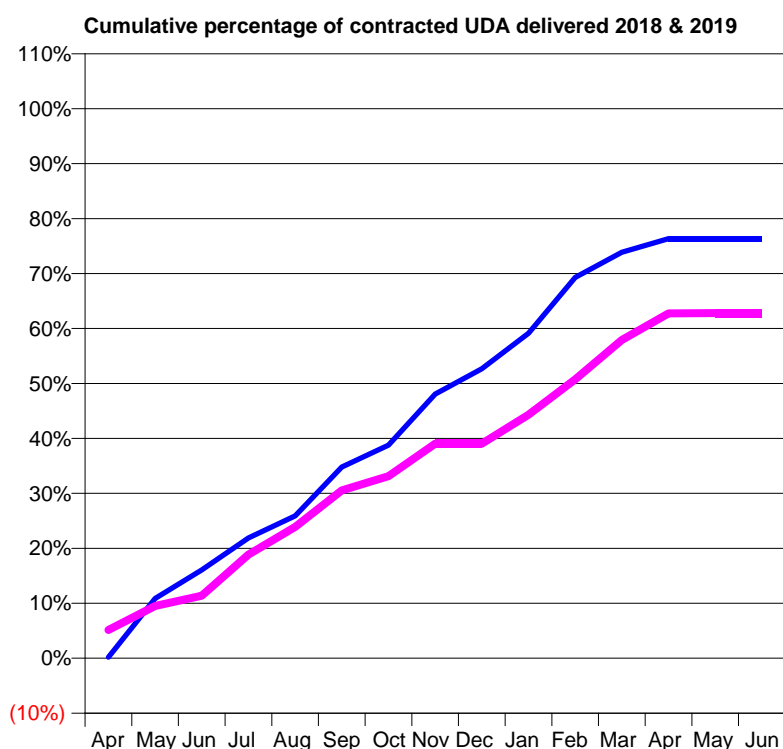
18/19 Contracted general activity (UDA)	2,800
Carry forward general activity (UDA)	0
18/19 Contracted orthodontic activity (UOA)	0
Carry forward orthodontic activity (UOA)	0
Baseline contract value	£82,209.83

ACCESS*

Patients seen in 24 months	Total	Change since previous quarter
Quarter ending March 2018	727	
Quarter ending June 2018	716	↓
Quarter ending September 2018	686	↓
Quarter ending December 2018	676	↓
Quarter ending March 2019	666	↓
Variance since March 2018	(8.4%)	↓



ACTIVITY



Month	2018	2019
April	5	144
May	305	266
June	450	318
July	613	528
August	726	669
September	974	855
October	1,086	928
November	1,346	1,093
December	1,475	1,093
January	1,656	1,241
February	1,940	1,421
March	2,068	1,622
April	2,137	1,757
May	2,137	1,758
June	2,137	1,758

QUALITY

	Quantity	Base Number	Contract	AT	Region	England
% of FP17s for the same patient ID Re-attending within 3 months - Children	41	602	6.8%	11.1%	11.5%	11.8%
% of FP17s for the same patient ID Re-attending within 3 months - Adults	50	278	18.0%	14.7%	15.2%	15.7%
% of FP17s for the same patient ID Re-attending between 3 & 9 months - Children	401	602	66.6%	58.0%	60.2%	58.9%
% of FP17s for the same patient ID Re-attending between 3 & 9 months - Adults	166	278	59.7%	48.6%	51.8%	50.8%
% of FP17s for Band 1 Urgent Courses	25	899	2.8%	8.7%	8.1%	9.1%
% of FP17s Relating to Free Repair or Replacements	5	899	0.6%	0.7%	0.8%	0.8%
% of FP17s Relating to Continuations	4	899	0.4%	0.8%	0.9%	0.9%
% of Patients satisfied with the dentistry they have received	0	0	N/A	94.2%	92.7%	92.5%
% of Patients satisfied with the time they had to wait for an appointment	0	0	N/A	85.1%	87.4%	87.0%

* This is based on patients treated on this contract for their most recent course of treatment.

Figures in italics indicate the base number of FP17s or Patient Questionnaire responses are less than 100. N/A is shown where the base number of responses is less than 10 during the period. % is calculated as Quantity/Base number*100

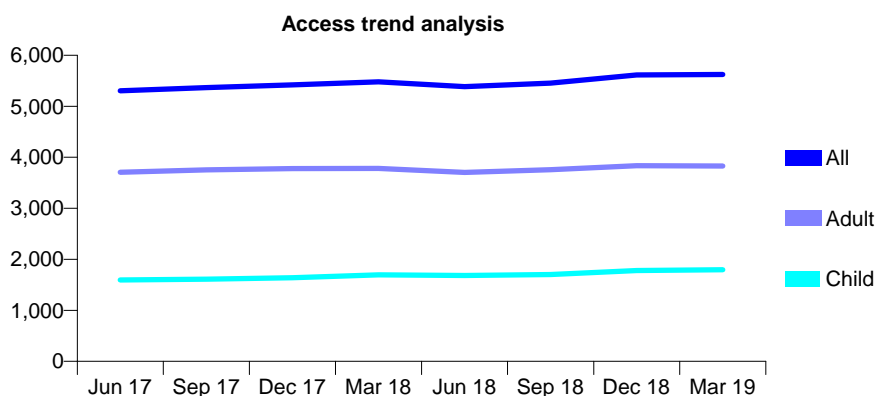
Q58 - Vital Signs At a Glance Contract Report for 825425/0001 - Year end March 2019

Name or company name	MR S SHAH
Contract type name	GDS Contract
Purpose of contract	General
Contract start date	01/04/2006
Contract end date	

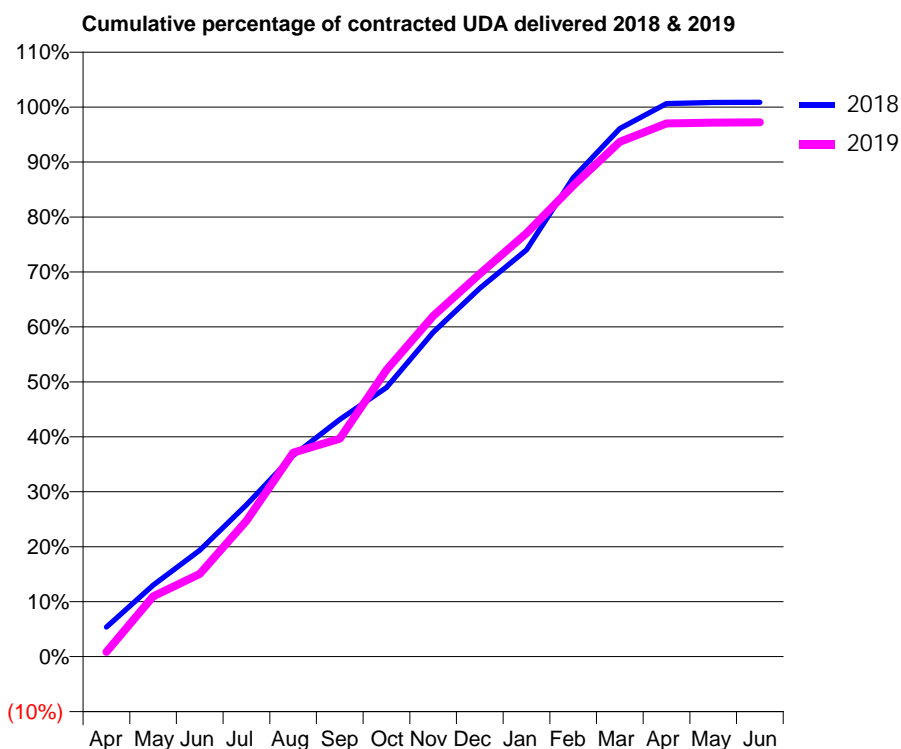
18/19 Contracted general activity (UDA)	13,962
Carry forward general activity (UDA)	-120
18/19 Contracted orthodontic activity (UOA)	0
Carry forward orthodontic activity (UOA)	0
Baseline contract value	£364,840.34

ACCESS*

Patients seen in 24 months	Total	Change since previous quarter
Quarter ending March 2018	5,478	
Quarter ending June 2018	5,385	↓
Quarter ending September 2018	5,455	→
Quarter ending December 2018	5,615	↑
Quarter ending March 2019	5,622	→
Variance since March 2018	2.6%	↑



ACTIVITY



Month	Adjusted Scheduled Activity (UDA)	
	2018	2019
April	749	120
May	1,815	1,530
June	2,704	2,099
July	3,856	3,452
August	5,110	5,182
September	6,026	5,536
October	6,838	7,283
November	8,240	8,656
December	9,360	9,725
January	10,331	10,756
February	12,168	11,967
March	13,414	13,075
April	14,049	13,549
May	14,081	13,565
June	14,082	13,576

QUALITY

	Quantity	Base Number	Contract	AT	Region	England
% of FP17s for the same patient ID Re-attending within 3 months - Children	215	2,375	9.1%	11.1%	11.5%	11.8%
% of FP17s for the same patient ID Re-attending within 3 months - Adults	970	4,766	20.4%	14.7%	15.2%	15.7%
% of FP17s for the same patient ID Re-attending between 3 & 9 months - Children	1,137	2,375	47.9%	58.0%	60.2%	58.9%
% of FP17s for the same patient ID Re-attending between 3 & 9 months - Adults	1,778	4,766	37.3%	48.6%	51.8%	50.8%
% of FP17s for Band 1 Urgent Courses	846	6,523	13.0%	8.7%	8.1%	9.1%
% of FP17s Relating to Free Repair or Replacements	36	6,523	0.6%	0.7%	0.8%	0.8%
% of FP17s Relating to Continuations	59	6,523	0.9%	0.8%	0.9%	0.9%
% of Patients satisfied with the dentistry they have received	0	0	N/A	94.2%	92.7%	92.5%
% of Patients satisfied with the time they had to wait for an appointment	0	0	N/A	85.1%	87.4%	87.0%

* This is based on patients treated on this contract for their most recent course of treatment. Figures in italics indicate the base number of FP17s or Patient Questionnaire responses are less than 100. N/A is shown where the base number of responses is less than 10 during the period. % is calculated as Quantity/Base number*100

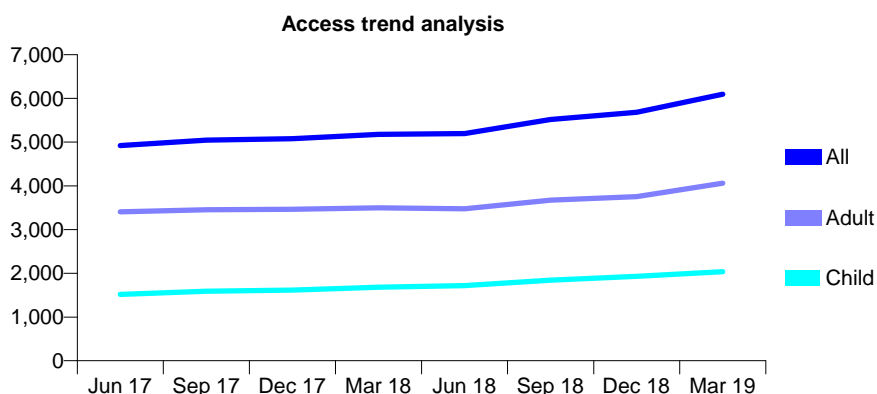
Q58 - Vital Signs At a Glance Contract Report for 825425/0002 - Year end March 2019

Name or company name	MR S SHAH
Contract type name	GDS Contract
Purpose of contract	General
Contract start date	01/04/2006
Contract end date	

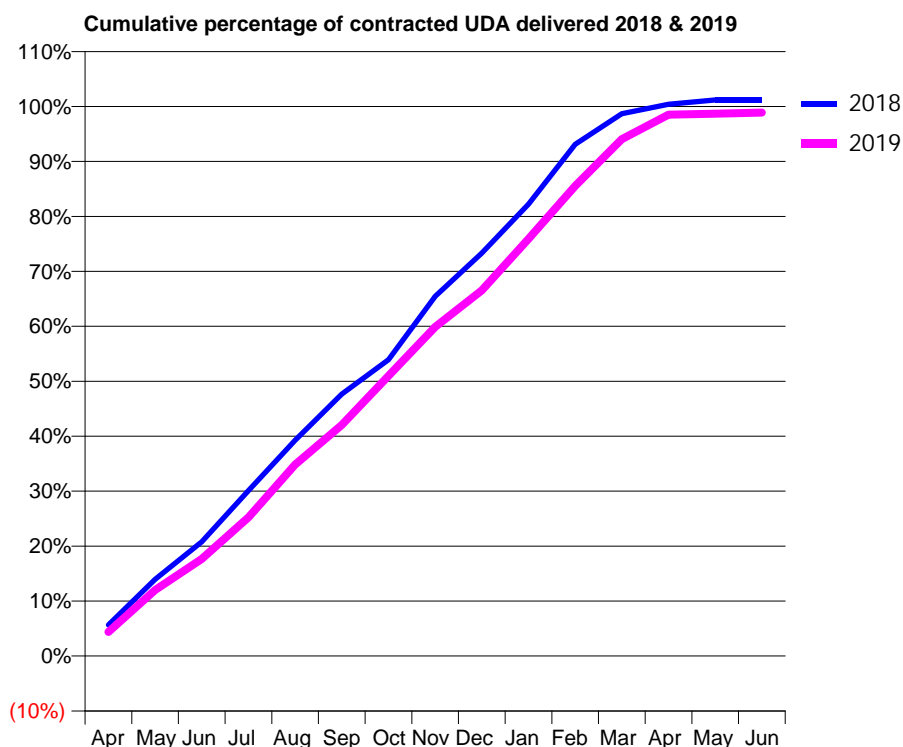
18/19 Contracted general activity (UDA)	13,895
Carry forward general activity (UDA)	-142
18/19 Contracted orthodontic activity (UOA)	0
Carry forward orthodontic activity (UOA)	0
Baseline contract value	£350,963.16

ACCESS*

Patients seen in 24 months	Total	Change since previous quarter
Quarter ending March 2018	5,179	
Quarter ending June 2018	5,196	→
Quarter ending September 2018	5,519	↑
Quarter ending December 2018	5,683	↑
Quarter ending March 2019	6,096	↑
Variance since March 2018	17.7%	↑



ACTIVITY



Month	Adjusted Scheduled Activity (UDA)	
	2018	2019
April	628	607
May	1,549	1,671
June	2,307	2,458
July	3,339	3,510
August	4,358	4,843
September	5,287	5,843
October	5,985	7,084
November	7,263	8,320
December	8,135	9,244
January	9,123	10,550
February	10,332	11,887
March	10,948	13,069
April	11,139	13,688
May	11,226	13,711
June	11,226	13,737

QUALITY

	Quantity	Base Number	Contract	AT	Region	England
% of FP17s for the same patient ID Re-attending within 3 months - Children	141	2,522	5.6%	11.1%	11.5%	11.8%
% of FP17s for the same patient ID Re-attending within 3 months - Adults	572	4,548	12.6%	14.7%	15.2%	15.7%
% of FP17s for the same patient ID Re-attending between 3 & 9 months - Children	1,116	2,522	44.3%	58.0%	60.2%	58.9%
% of FP17s for the same patient ID Re-attending between 3 & 9 months - Adults	1,517	4,548	33.4%	48.6%	51.8%	50.8%
% of FP17s for Band 1 Urgent Courses	576	7,271	7.9%	8.7%	8.1%	9.1%
% of FP17s Relating to Free Repair or Replacements	42	7,271	0.6%	0.7%	0.8%	0.8%
% of FP17s Relating to Continuations	112	7,271	1.5%	0.8%	0.9%	0.9%
% of Patients satisfied with the dentistry they have received	1	1	N/A	94.2%	92.7%	92.5%
% of Patients satisfied with the time they had to wait for an appointment	1	1	N/A	85.1%	87.4%	87.0%

* This is based on patients treated on this contract for their most recent course of treatment. Figures in italics indicate the base number of FP17s or Patient Questionnaire responses are less than 100. N/A is shown where the base number of responses is less than 10 during the period. % is calculated as Quantity/Base number*100

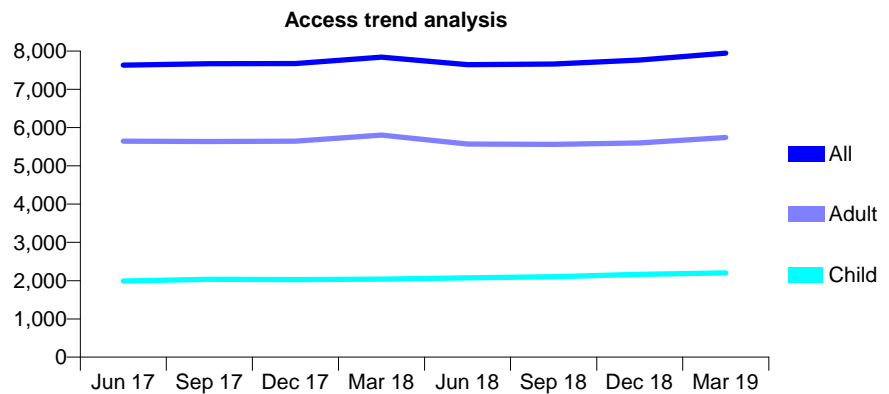
Q58 - Vital Signs At a Glance Contract Report for 825425/0003 - Year end March 2019

Name or company name	MR S SHAH
Contract type name	GDS Contract
Purpose of contract	General
Contract start date	01/03/2013
Contract end date	

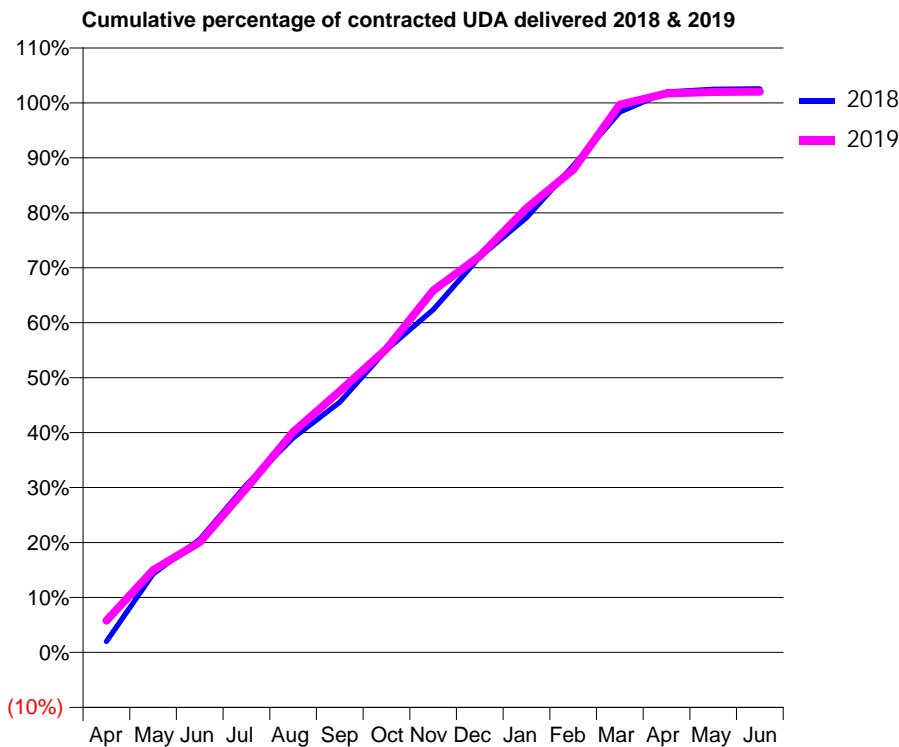
18/19 Contracted general activity (UDA)	22,140
Carry forward general activity (UDA)	-442
18/19 Contracted orthodontic activity (UOA)	0
Carry forward orthodontic activity (UOA)	0
Baseline contract value	£674,818.48

ACCESS*

Patients seen in 24 months	Total	Change since previous quarter
Quarter ending March 2018	7,841	
Quarter ending June 2018	7,644	↓
Quarter ending September 2018	7,660	→
Quarter ending December 2018	7,764	→
Quarter ending March 2019	7,946	↑
Variance since March 2018	1.3%	→



ACTIVITY



Month	Adjusted Scheduled Activity (UDA)	
	2018	2019
April	443	1,281
May	3,164	3,318
June	4,555	4,441
July	6,757	6,618
August	8,644	8,882
September	10,084	10,528
October	12,196	12,226
November	13,810	14,583
December	15,933	15,969
January	17,520	17,893
February	19,611	19,453
March	21,772	22,069
April	22,575	22,519
May	22,689	22,580
June	22,705	22,587

QUALITY

	Quantity	Base Number	Contract	AT	Region	England
% of FP17s for the same patient ID Re-attending within 3 months - Children	204	2,956	6.9%	11.1%	11.5%	11.8%
% of FP17s for the same patient ID Re-attending within 3 months - Adults	1,155	6,839	16.9%	14.7%	15.2%	15.7%
% of FP17s for the same patient ID Re-attending between 3 & 9 months - Children	1,423	2,956	48.1%	58.0%	60.2%	58.9%
% of FP17s for the same patient ID Re-attending between 3 & 9 months - Adults	2,573	6,839	37.6%	48.6%	51.8%	50.8%
% of FP17s for Band 1 Urgent Courses	1,255	9,714	12.9%	8.7%	8.1%	9.1%
% of FP17s Relating to Free Repair or Replacements	14	9,714	0.1%	0.7%	0.8%	0.8%
% of FP17s Relating to Continuations	109	9,714	1.1%	0.8%	0.9%	0.9%
% of Patients satisfied with the dentistry they have received	2	2	N/A	94.2%	92.7%	92.5%
% of Patients satisfied with the time they had to wait for an appointment	2	2	N/A	85.1%	87.4%	87.0%

* This is based on patients treated on this contract for their most recent course of treatment. Figures in italics indicate the base number of FP17s or Patient Questionnaire responses are less than 100. N/A is shown where the base number of responses is less than 10 during the period. % is calculated as Quantity/Base number*100

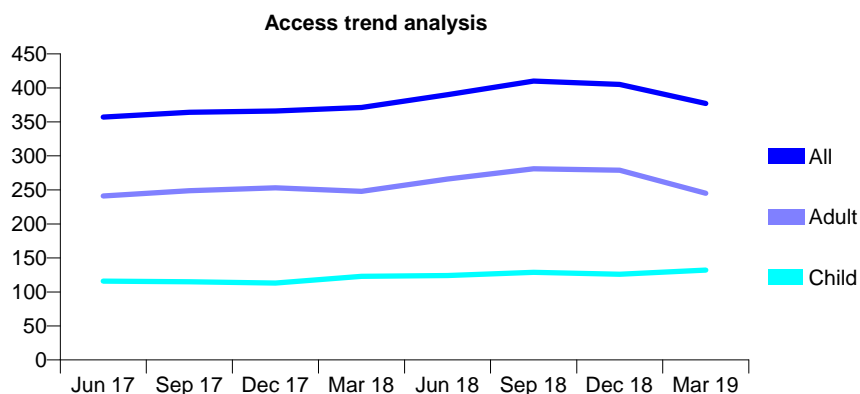
Q58 - Vital Signs At a Glance Contract Report for 825727/0001 - Year end March 2019

Name or company name	MR R CHAUHAN
Contract type name	GDS Contract
Purpose of contract	General
Contract start date	01/04/2006
Contract end date	

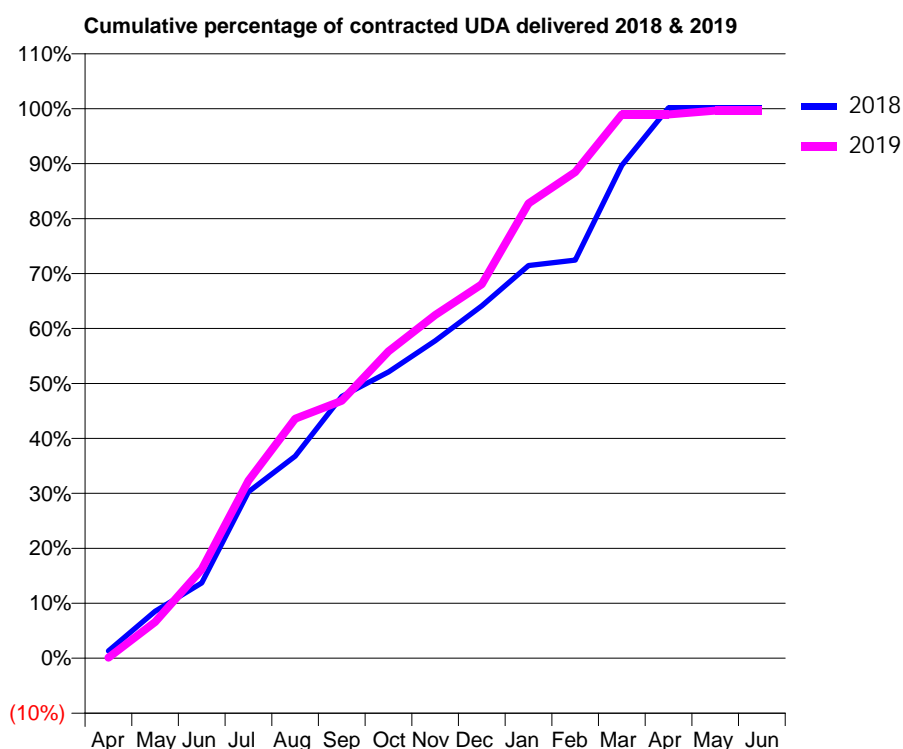
18/19 Contracted general activity (UDA)	900
Carry forward general activity (UDA)	-1
18/19 Contracted orthodontic activity (UOA)	0
Carry forward orthodontic activity (UOA)	0
Baseline contract value	£30,134.67

ACCESS*

Patients seen in 24 months	Total	Change since previous quarter
Quarter ending March 2018	371	
Quarter ending June 2018	390	↑
Quarter ending September 2018	410	↑
Quarter ending December 2018	405	↓
Quarter ending March 2019	377	↓
Variance since March 2018	1.6%	→



ACTIVITY



Month	Adjusted Scheduled Activity (UDA)	
	2018	2019
April	12	1
May	77	59
June	123	146
July	272	291
August	331	392
September	429	422
October	469	503
November	520	562
December	577	613
January	643	745
February	652	796
March	807	891
April	901	891
May	901	897
June	901	897

QUALITY

	Quantity	Base Number	Contract	AT	Region	England
% of FP17s for the same patient ID Re-attending within 3 months - Children	21	216	9.7%	11.1%	11.5%	11.8%
% of FP17s for the same patient ID Re-attending within 3 months - Adults	10	271	3.7%	14.7%	15.2%	15.7%
% of FP17s for the same patient ID Re-attending between 3 & 9 months - Children	113	216	52.3%	58.0%	60.2%	58.9%
% of FP17s for the same patient ID Re-attending between 3 & 9 months - Adults	71	271	26.2%	48.6%	51.8%	50.8%
% of FP17s for Band 1 Urgent Courses	10	448	2.2%	8.7%	8.1%	9.1%
% of FP17s Relating to Free Repair or Replacements	0	448	0.0%	0.7%	0.8%	0.8%
% of FP17s Relating to Continuations	4	448	0.9%	0.8%	0.9%	0.9%
% of Patients satisfied with the dentistry they have received	0	0	N/A	94.2%	92.7%	92.5%
% of Patients satisfied with the time they had to wait for an appointment	0	0	N/A	85.1%	87.4%	87.0%

* This is based on patients treated on this contract for their most recent course of treatment.

Figures in italics indicate the base number of FP17s or Patient Questionnaire responses are less than 100. N/A is shown where the base number of responses is less than 10 during the period. % is calculated as Quantity/Base number*100

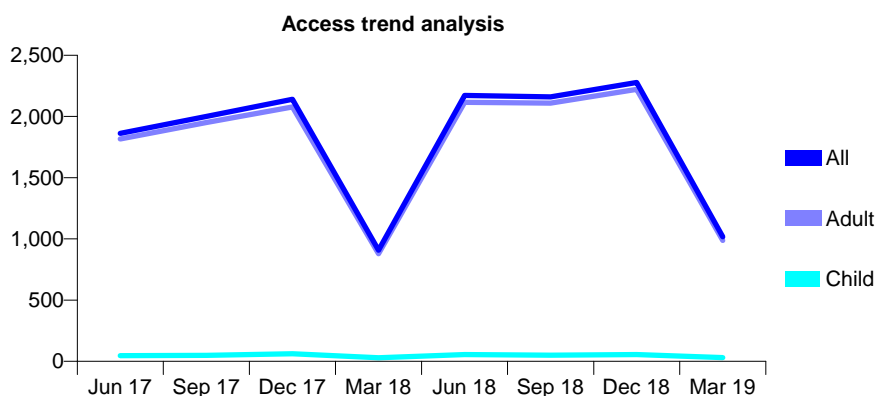
Q58 - Vital Signs At a Glance Contract Report for 825727/0002 - Year end March 2019

Name or company name	MR R CHAUHAN
Contract type name	PDS Contract
Purpose of contract	General
Contract start date	01/11/2006
Contract end date	31/03/2020

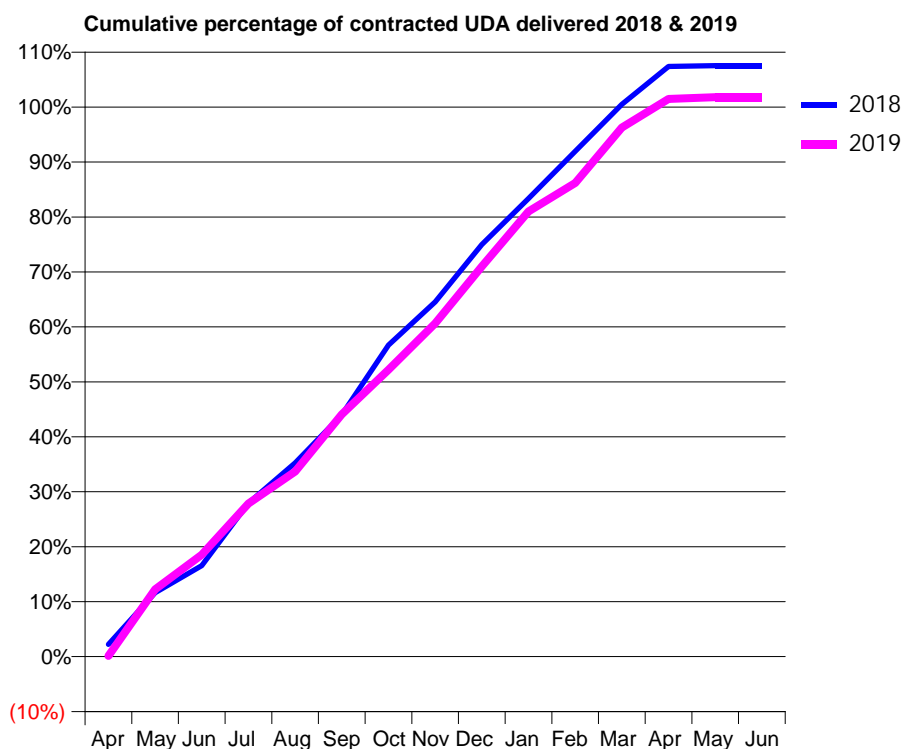
18/19 Contracted general activity (UDA)	6,714
Carry forward general activity (UDA)	0
18/19 Contracted orthodontic activity (UOA)	0
Carry forward orthodontic activity (UOA)	0
Baseline contract value	£447,601.05

ACCESS*

Patients seen in 24 months	Total	Change since previous quarter
Quarter ending March 2018	908	
Quarter ending June 2018	2,172	↑
Quarter ending September 2018	2,160	→
Quarter ending December 2018	2,278	↑
Quarter ending March 2019	1,018	↓
Variance since March 2018	12.1%	↑



ACTIVITY



Month	Adjusted Scheduled Activity (UDA)	
	2018	2019
April	132	9
May	692	822
June	986	1,245
July	1,664	1,869
August	2,098	2,262
September	2,619	2,959
October	3,375	3,506
November	3,843	4,072
December	4,463	4,767
January	4,963	5,437
February	5,474	5,786
March	5,982	6,462
April	6,393	6,813
May	6,402	6,834
June	6,402	6,834

QUALITY

	Quantity	Base Number	Contract	AT	Region	England
% of FP17s for the same patient ID Re-attending within 3 months - Children	3	66	4.5%	11.1%	11.5%	11.8%
% of FP17s for the same patient ID Re-attending within 3 months - Adults	67	2,282	2.9%	14.7%	15.2%	15.7%
% of FP17s for the same patient ID Re-attending between 3 & 9 months - Children	0	66	0.0%	58.0%	60.2%	58.9%
% of FP17s for the same patient ID Re-attending between 3 & 9 months - Adults	30	2,282	1.3%	48.6%	51.8%	50.8%
% of FP17s for Band 1 Urgent Courses	0	2,328	0.0%	8.7%	8.1%	9.1%
% of FP17s Relating to Free Repair or Replacements	0	2,328	0.0%	0.7%	0.8%	0.8%
% of FP17s Relating to Continuations	11	2,328	0.5%	0.8%	0.9%	0.9%
% of Patients satisfied with the dentistry they have received	2	2	N/A	94.2%	92.7%	92.5%
% of Patients satisfied with the time they had to wait for an appointment	2	2	N/A	85.1%	87.4%	87.0%

* This is based on patients treated on this contract for their most recent course of treatment. Figures in italics indicate the base number of FP17s or Patient Questionnaire responses are less than 100. N/A is shown where the base number of responses is less than 10 during the period. % is calculated as Quantity/Base number*100

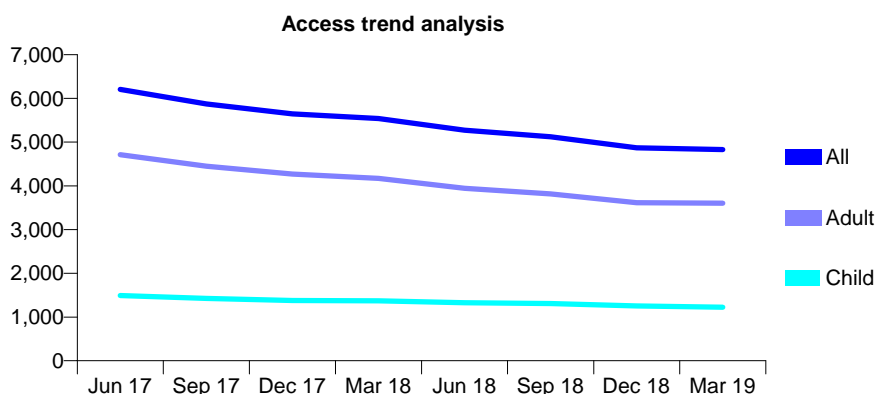
Q58 - Vital Signs At a Glance Contract Report for 826499/0001 - Year end March 2019

Name or company name	Letchworth Dental Surgery
Contract type name	GDS Contract
Purpose of contract	General
Contract start date	01/04/2006
Contract end date	

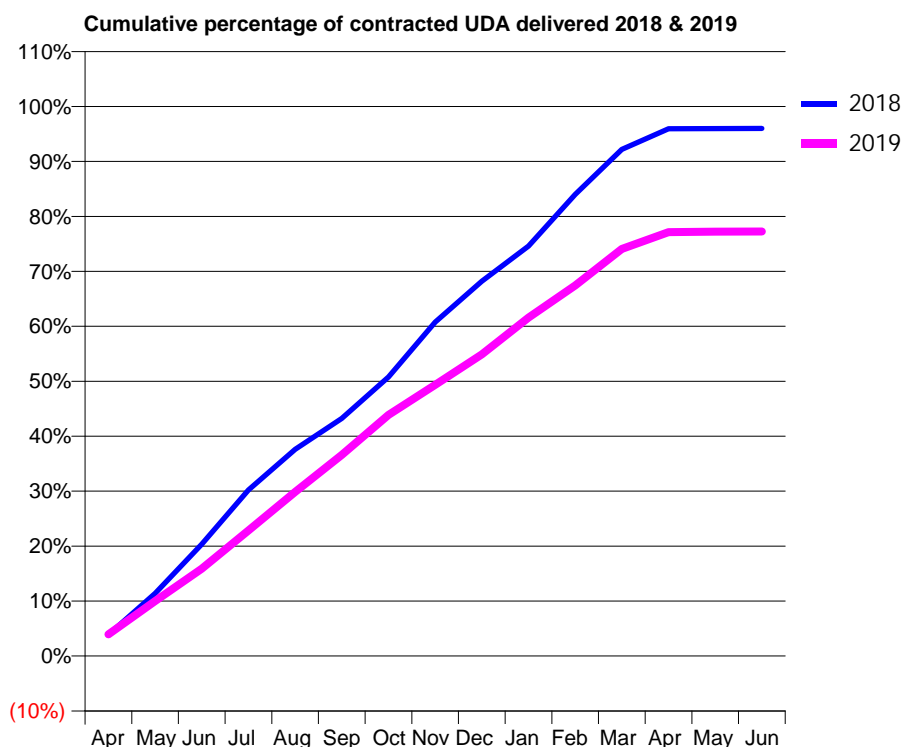
18/19 Contracted general activity (UDA)	18,006
Carry forward general activity (UDA)	0
18/19 Contracted orthodontic activity (UOA)	0
Carry forward orthodontic activity (UOA)	0
Baseline contract value	£477,524.92

ACCESS*

Patients seen in 24 months	Total	Change since previous quarter
Quarter ending March 2018	5,541	
Quarter ending June 2018	5,271	↓
Quarter ending September 2018	5,124	↓
Quarter ending December 2018	4,868	↓
Quarter ending March 2019	4,829	→
Variance since March 2018	(12.8%)	↓



ACTIVITY



Month	Adjusted Scheduled Activity (UDA)	
	2018	2019
April	545	710
May	1,595	1,800
June	2,851	2,859
July	4,233	4,112
August	5,268	5,376
September	6,054	6,593
October	7,113	7,899
November	8,509	8,886
December	9,552	9,881
January	10,451	11,090
February	11,766	12,139
March	12,911	13,337
April	13,438	13,889
May	13,439	13,901
June	13,446	13,912

QUALITY

	Quantity	Base Number	Contract	AT	Region	England
% of FP17s for the same patient ID Re-attending within 3 months - Children	109	1,570	6.9%	11.1%	11.5%	11.8%
% of FP17s for the same patient ID Re-attending within 3 months - Adults	611	4,507	13.6%	14.7%	15.2%	15.7%
% of FP17s for the same patient ID Re-attending between 3 & 9 months - Children	640	1,570	40.8%	58.0%	60.2%	58.9%
% of FP17s for the same patient ID Re-attending between 3 & 9 months - Adults	1,908	4,507	42.3%	48.6%	51.8%	50.8%
% of FP17s for Band 1 Urgent Courses	453	6,110	7.4%	8.7%	8.1%	9.1%
% of FP17s Relating to Free Repair or Replacements	84	6,110	1.4%	0.7%	0.8%	0.8%
% of FP17s Relating to Continuations	83	6,110	1.4%	0.8%	0.9%	0.9%
% of Patients satisfied with the dentistry they have received	2	2	N/A	94.2%	92.7%	92.5%
% of Patients satisfied with the time they had to wait for an appointment	2	2	N/A	85.1%	87.4%	87.0%

* This is based on patients treated on this contract for their most recent course of treatment. Figures in italics indicate the base number of FP17s or Patient Questionnaire responses are less than 100. N/A is shown where the base number of responses is less than 10 during the period. % is calculated as Quantity/Base number*100

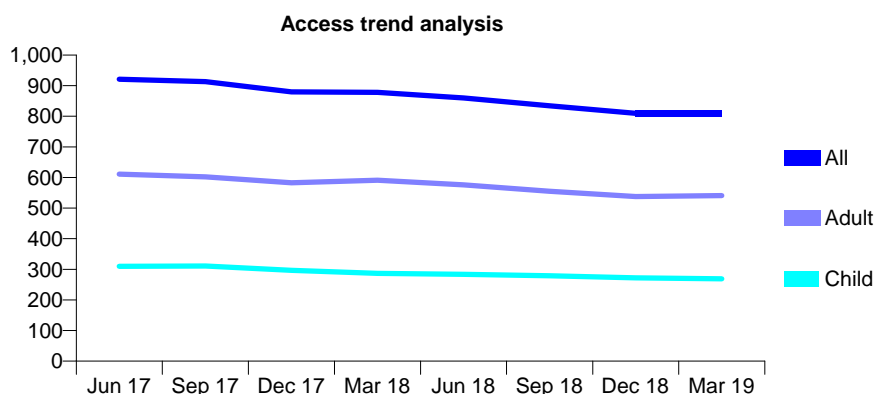
Q58 - Vital Signs At a Glance Contract Report for 829129/0001 - Year end March 2019

Name or company name	MR SC MICHAELS
Contract type name	GDS Contract
Purpose of contract	General
Contract start date	01/04/2006
Contract end date	

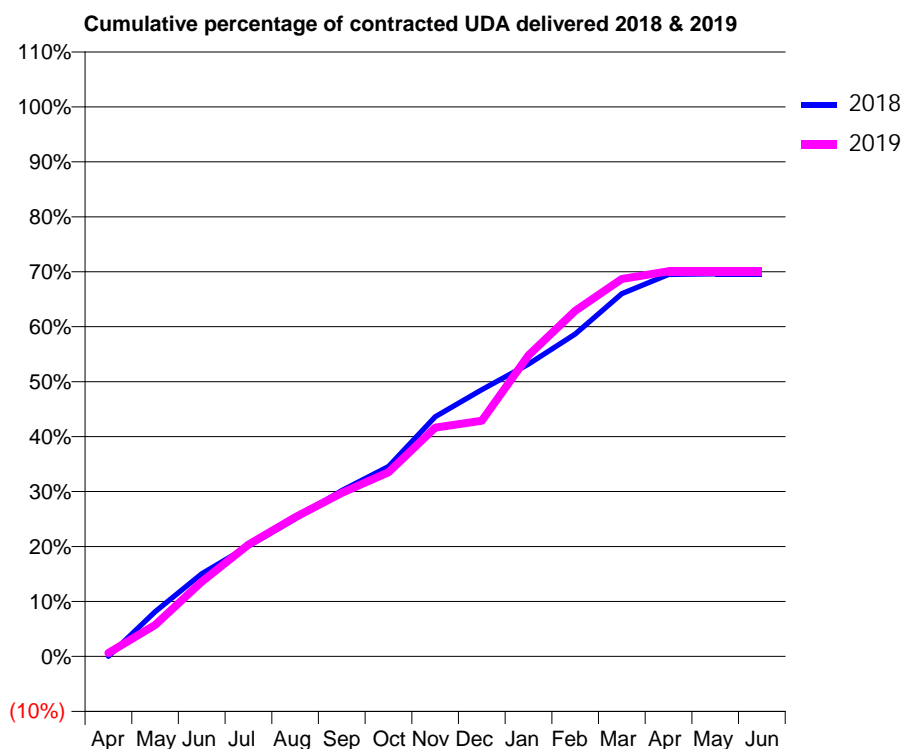
18/19 Contracted general activity (UDA)	2,486
Carry forward general activity (UDA)	0
18/19 Contracted orthodontic activity (UOA)	0
Carry forward orthodontic activity (UOA)	0
Baseline contract value	£61,798.95

ACCESS*

Patients seen in 24 months	Total	Change since previous quarter
Quarter ending March 2018	878	
Quarter ending June 2018	860	↓
Quarter ending September 2018	834	↓
Quarter ending December 2018	810	↓
Quarter ending March 2019	810	→
Variance since March 2018	(7.7%)	↓



ACTIVITY



Month	2018	2019
April	0	16
May	202	142
June	374	338
July	499	506
August	622	630
September	751	740
October	859	833
November	1,084	1,035
December	1,207	1,066
January	1,322	1,362
February	1,458	1,563
March	1,641	1,708
April	1,727	1,742
May	1,730	1,742
June	1,730	1,742

QUALITY

	Quantity	Base Number	Contract	AT	Region	England
% of FP17s for the same patient ID Re-attending within 3 months - Children	24	435	5.5%	11.1%	11.5%	11.8%
% of FP17s for the same patient ID Re-attending within 3 months - Adults	52	753	6.9%	14.7%	15.2%	15.7%
% of FP17s for the same patient ID Re-attending between 3 & 9 months - Children	297	435	68.3%	58.0%	60.2%	58.9%
% of FP17s for the same patient ID Re-attending between 3 & 9 months - Adults	501	753	66.5%	48.6%	51.8%	50.8%
% of FP17s for Band 1 Urgent Courses	50	1,144	4.4%	8.7%	8.1%	9.1%
% of FP17s Relating to Free Repair or Replacements	3	1,144	0.3%	0.7%	0.8%	0.8%
% of FP17s Relating to Continuations	0	1,144	0.0%	0.8%	0.9%	0.9%
% of Patients satisfied with the dentistry they have received	3	3	N/A	94.2%	92.7%	92.5%
% of Patients satisfied with the time they had to wait for an appointment	3	3	N/A	85.1%	87.4%	87.0%

* This is based on patients treated on this contract for their most recent course of treatment. Figures in italics indicate the base number of FP17s or Patient Questionnaire responses are less than 100. N/A is shown where the base number of responses is less than 10 during the period. % is calculated as Quantity/Base number*100

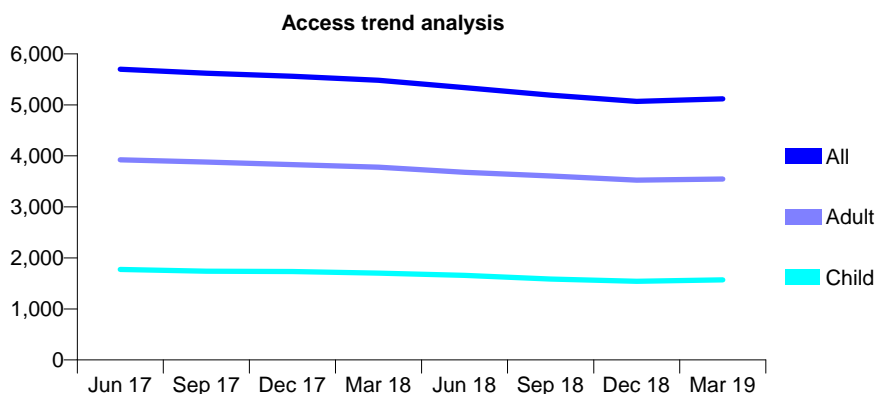
Q58 - Vital Signs At a Glance Contract Report for 835196/0001 - Year end March 2019

Name or company name	MISS SR MUSTAFA
Contract type name	GDS Contract
Purpose of contract	General
Contract start date	01/04/2006
Contract end date	

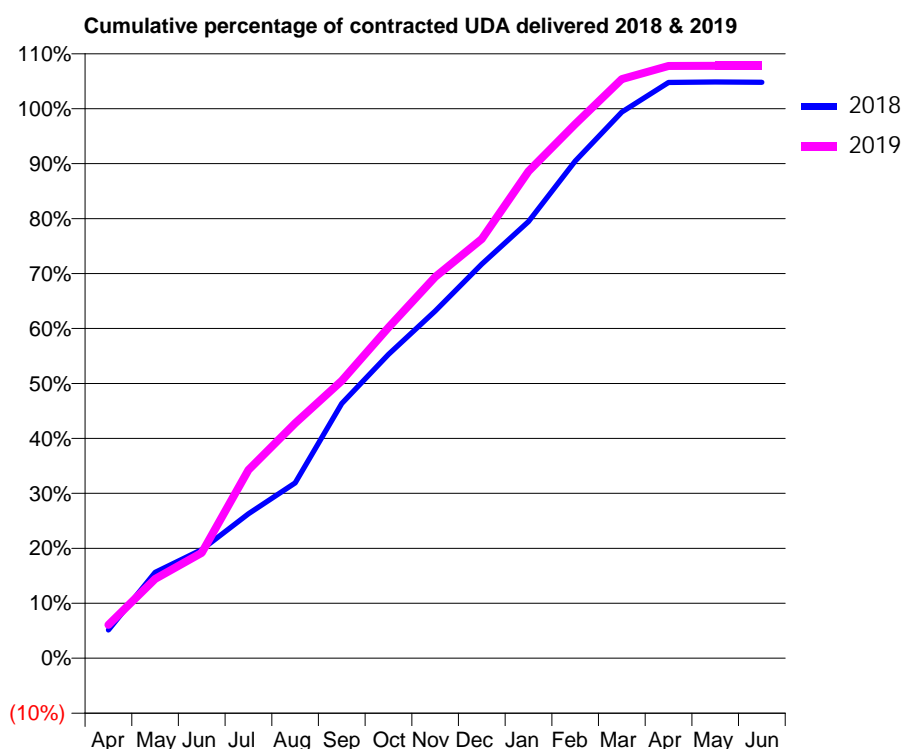
18/19 Contracted general activity (UDA)	11,319
Carry forward general activity (UDA)	-226
18/19 Contracted orthodontic activity (UOA)	0
Carry forward orthodontic activity (UOA)	0
Baseline contract value	£319,728.80

ACCESS*

Patients seen in 24 months	Total	Change since previous quarter
Quarter ending March 2018	5,482	
Quarter ending June 2018	5,336	↓
Quarter ending September 2018	5,191	↓
Quarter ending December 2018	5,068	↓
Quarter ending March 2019	5,117	→
Variance since March 2018	(6.7%)	↓



ACTIVITY



Month	Adjusted Scheduled Activity (UDA)	
	2018	2019
April	583	689
May	1,772	1,632
June	2,238	2,171
July	2,976	3,877
August	3,610	4,842
September	5,246	5,713
October	6,259	6,812
November	7,153	7,855
December	8,119	8,635
January	8,994	10,029
February	10,240	11,001
March	11,250	11,928
April	11,860	12,198
May	11,867	12,200
June	11,863	12,200

QUALITY

	Quantity	Base Number	Contract	AT	Region	England
% of FP17s for the same patient ID Re-attending within 3 months - Children	108	2,088	5.2%	11.1%	11.5%	11.8%
% of FP17s for the same patient ID Re-attending within 3 months - Adults	590	4,364	13.5%	14.7%	15.2%	15.7%
% of FP17s for the same patient ID Re-attending between 3 & 9 months - Children	1,114	2,088	53.4%	58.0%	60.2%	58.9%
% of FP17s for the same patient ID Re-attending between 3 & 9 months - Adults	2,210	4,364	50.6%	48.6%	51.8%	50.8%
% of FP17s for Band 1 Urgent Courses	604	6,280	9.6%	8.7%	8.1%	9.1%
% of FP17s Relating to Free Repair or Replacements	24	6,280	0.4%	0.7%	0.8%	0.8%
% of FP17s Relating to Continuations	9	6,280	0.1%	0.8%	0.9%	0.9%
% of Patients satisfied with the dentistry they have received	2	2	N/A	94.2%	92.7%	92.5%
% of Patients satisfied with the time they had to wait for an appointment	1	2	N/A	85.1%	87.4%	87.0%

* This is based on patients treated on this contract for their most recent course of treatment.

Figures in italics indicate the base number of FP17s or Patient Questionnaire responses are less than 100. N/A is shown where the base number of responses is less than 10 during the period. % is calculated as Quantity/Base number*100

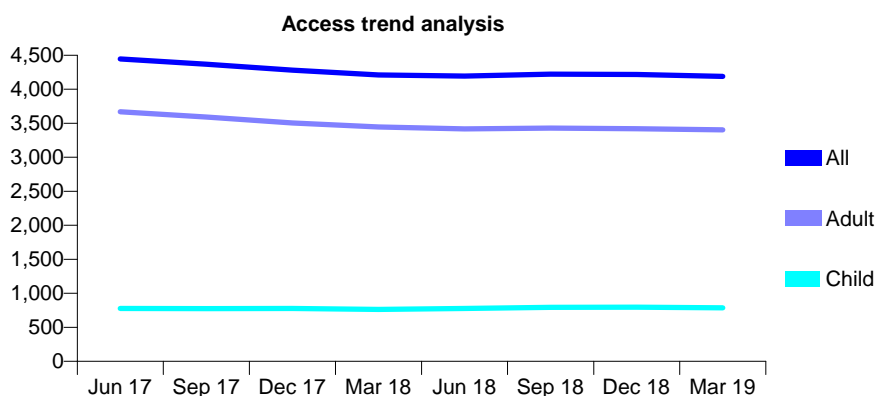
Q58 - Vital Signs At a Glance Contract Report for 836346/0001 - Year end March 2019

Name or company name	Mr A. & N. Badiani
Contract type name	GDS Contract
Purpose of contract	General
Contract start date	01/04/2006
Contract end date	

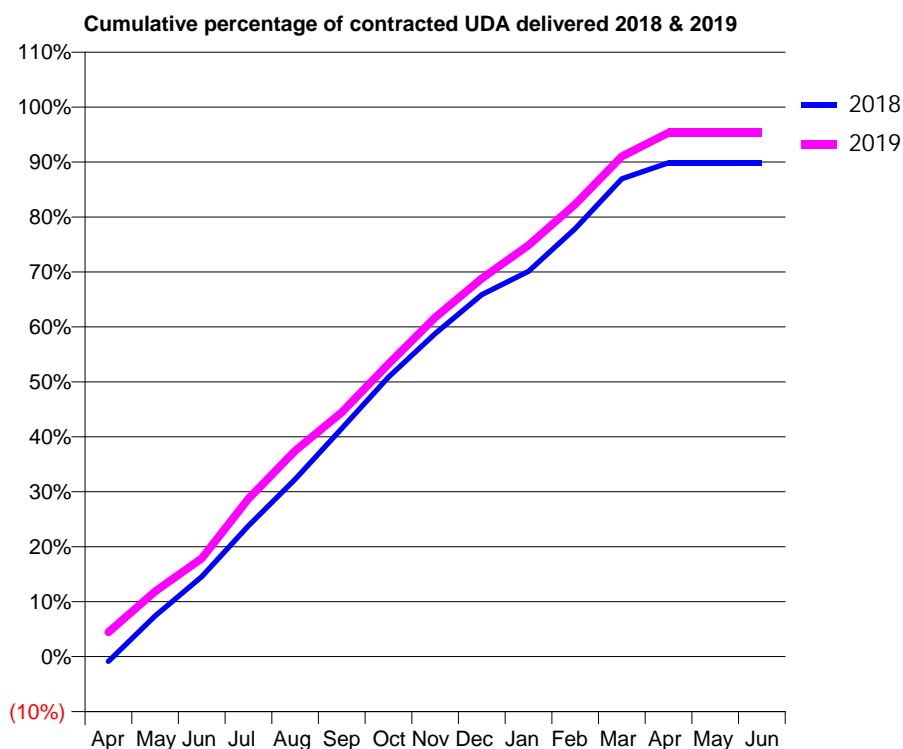
18/19 Contracted general activity (UDA)	10,000
Carry forward general activity (UDA)	0
18/19 Contracted orthodontic activity (UOA)	0
Carry forward orthodontic activity (UOA)	0
Baseline contract value	£234,070.21

ACCESS*

Patients seen in 24 months	Total	Change since previous quarter
Quarter ending March 2018	4,211	
Quarter ending June 2018	4,195	→
Quarter ending September 2018	4,222	→
Quarter ending December 2018	4,219	→
Quarter ending March 2019	4,190	→
Variance since March 2018	(0.5%)	→



ACTIVITY



Month	Adjusted Scheduled Activity (UDA)	
	2018	2019
April	-88	446
May	740	1,188
June	1,456	1,788
July	2,381	2,872
August	3,228	3,748
September	4,152	4,448
October	5,085	5,325
November	5,878	6,172
December	6,585	6,882
January	7,012	7,485
February	7,788	8,230
March	8,694	9,102
April	8,984	9,533
May	8,985	9,534
June	8,985	9,534

QUALITY

	Quantity	Base Number	Contract	AT	Region	England
% of FP17s for the same patient ID Re-attending within 3 months - Children	38	1,104	3.4%	11.1%	11.5%	11.8%
% of FP17s for the same patient ID Re-attending within 3 months - Adults	608	4,758	12.8%	14.7%	15.2%	15.7%
% of FP17s for the same patient ID Re-attending between 3 & 9 months - Children	630	1,104	57.1%	58.0%	60.2%	58.9%
% of FP17s for the same patient ID Re-attending between 3 & 9 months - Adults	2,405	4,758	50.5%	48.6%	51.8%	50.8%
% of FP17s for Band 1 Urgent Courses	731	5,920	12.3%	8.7%	8.1%	9.1%
% of FP17s Relating to Free Repair or Replacements	7	5,920	0.1%	0.7%	0.8%	0.8%
% of FP17s Relating to Continuations	7	5,920	0.1%	0.8%	0.9%	0.9%
% of Patients satisfied with the dentistry they have received	2	2	N/A	94.2%	92.7%	92.5%
% of Patients satisfied with the time they had to wait for an appointment	1	2	N/A	85.1%	87.4%	87.0%

* This is based on patients treated on this contract for their most recent course of treatment. Figures in italics indicate the base number of FP17s or Patient Questionnaire responses are less than 100. N/A is shown where the base number of responses is less than 10 during the period. % is calculated as Quantity/Base number*100

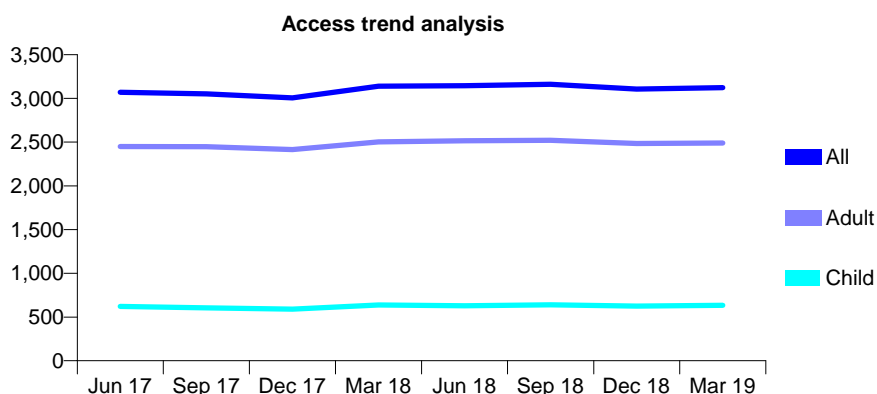
Q58 - Vital Signs At a Glance Contract Report for 846635/0002 - Year end March 2019

Name or company name	MR D GHAMARI SAIR
Contract type name	GDS Contract
Purpose of contract	General
Contract start date	01/08/2011
Contract end date	

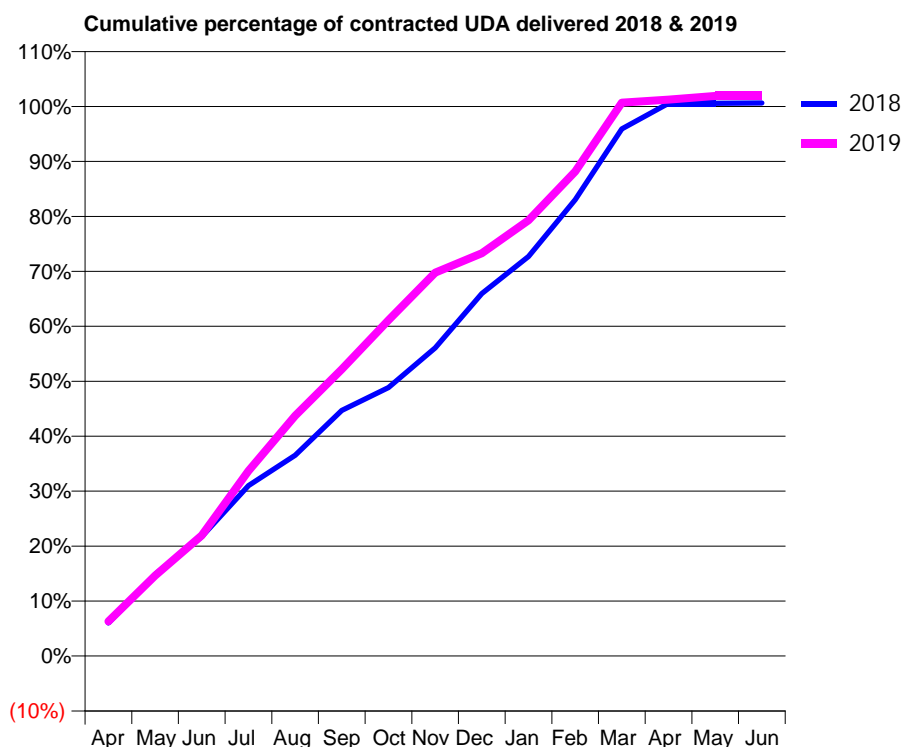
18/19 Contracted general activity (UDA)	8,217
Carry forward general activity (UDA)	-50
18/19 Contracted orthodontic activity (UOA)	0
Carry forward orthodontic activity (UOA)	0
Baseline contract value	£269,536.95

ACCESS*

Patients seen in 24 months	Total	Change since previous quarter
Quarter ending March 2018	3,140	
Quarter ending June 2018	3,145	→
Quarter ending September 2018	3,161	→
Quarter ending December 2018	3,108	↓
Quarter ending March 2019	3,122	→
Variance since March 2018	(0.6%)	→



ACTIVITY



Month	Adjusted Scheduled Activity (UDA)	
	2018	2019
April	493	519
May	1,221	1,203
June	1,785	1,804
July	2,548	2,769
August	3,001	3,595
September	3,672	4,289
October	4,014	5,023
November	4,607	5,731
December	5,418	6,023
January	5,974	6,515
February	6,824	7,245
March	7,881	8,275
April	8,265	8,317
May	8,265	8,375
June	8,268	8,375

QUALITY

	Quantity	Base Number	Contract	AT	Region	England
% of FP17s for the same patient ID Re-attending within 3 months - Children	74	879	8.4%	11.1%	11.5%	11.8%
% of FP17s for the same patient ID Re-attending within 3 months - Adults	436	2,995	14.6%	14.7%	15.2%	15.7%
% of FP17s for the same patient ID Re-attending between 3 & 9 months - Children	497	879	56.5%	58.0%	60.2%	58.9%
% of FP17s for the same patient ID Re-attending between 3 & 9 months - Adults	1,337	2,995	44.6%	48.6%	51.8%	50.8%
% of FP17s for Band 1 Urgent Courses	491	3,811	12.9%	8.7%	8.1%	9.1%
% of FP17s Relating to Free Repair or Replacements	39	3,811	1.0%	0.7%	0.8%	0.8%
% of FP17s Relating to Continuations	7	3,811	0.2%	0.8%	0.9%	0.9%
% of Patients satisfied with the dentistry they have received	1	1	N/A	94.2%	92.7%	92.5%
% of Patients satisfied with the time they had to wait for an appointment	1	1	N/A	85.1%	87.4%	87.0%

* This is based on patients treated on this contract for their most recent course of treatment. Figures in italics indicate the base number of FP17s or Patient Questionnaire responses are less than 100. N/A is shown where the base number of responses is less than 10 during the period. % is calculated as Quantity/Base number*100

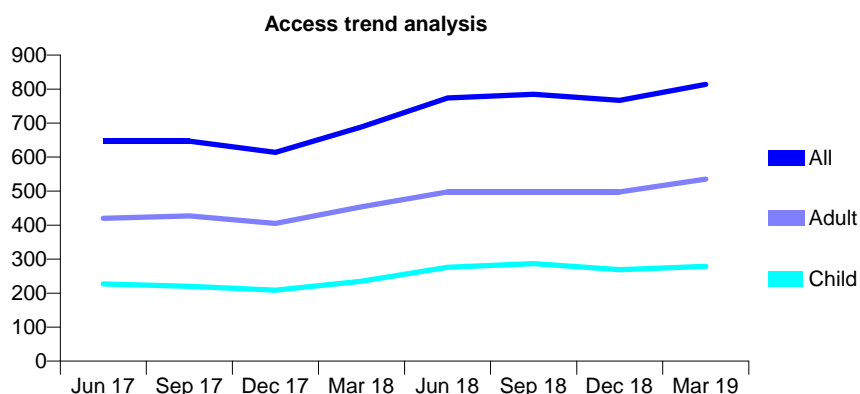
Q58 - Vital Signs At a Glance Contract Report for 852872/0001 - Year end March 2019

Name or company name	MR RK VARMA
Contract type name	GDS Contract
Purpose of contract	General
Contract start date	01/04/2006
Contract end date	

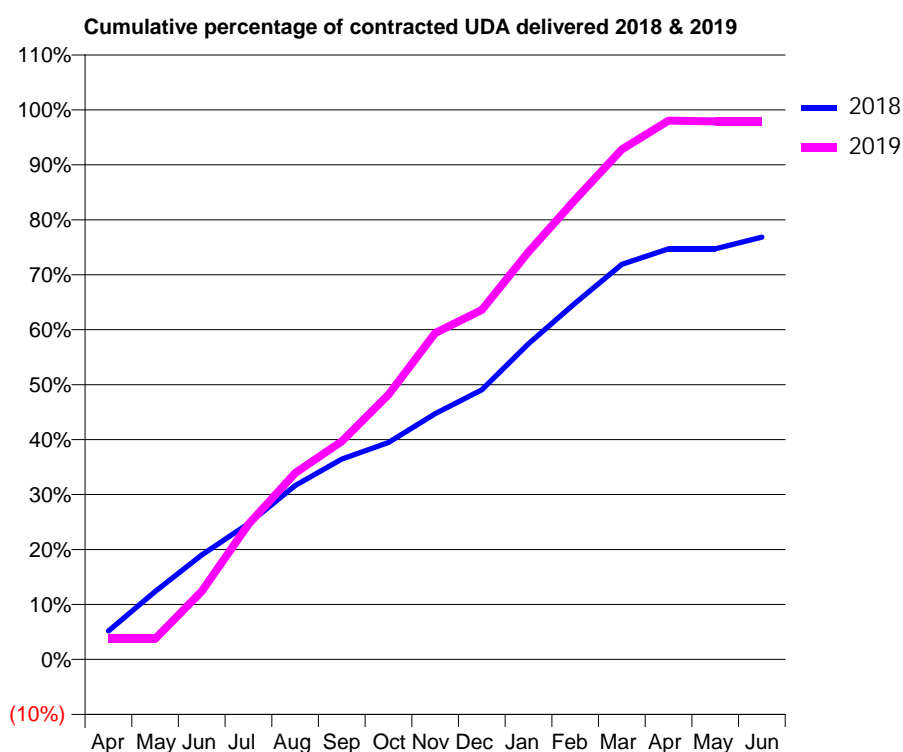
18/19 Contracted general activity (UDA)	1,916
Carry forward general activity (UDA)	0
18/19 Contracted orthodontic activity (UOA)	0
Carry forward orthodontic activity (UOA)	0
Baseline contract value	£45,501.56

ACCESS*

Patients seen in 24 months	Total	Change since previous quarter
Quarter ending March 2018	689	
Quarter ending June 2018	774	↑
Quarter ending September 2018	785	→
Quarter ending December 2018	767	↓
Quarter ending March 2019	814	↑
Variance since March 2018	18.1%	↑



ACTIVITY



Month	Adjusted Scheduled Activity (UDA)	
	2018	2019
April	99	72
May	237	72
June	364	237
July	474	471
August	606	650
September	698	760
October	756	923
November	857	1,138
December	940	1,218
January	1,101	1,421
February	1,243	1,603
March	1,377	1,778
April	1,431	1,878
May	1,431	1,876
June	1,472	1,876

QUALITY

	Quantity	Base Number	Contract	AT	Region	England
% of FP17s for the same patient ID Re-attending within 3 months - Children	29	533	5.4%	11.1%	11.5%	11.8%
% of FP17s for the same patient ID Re-attending within 3 months - Adults	46	726	6.3%	14.7%	15.2%	15.7%
% of FP17s for the same patient ID Re-attending between 3 & 9 months - Children	305	533	57.2%	58.0%	60.2%	58.9%
% of FP17s for the same patient ID Re-attending between 3 & 9 months - Adults	394	726	54.3%	48.6%	51.8%	50.8%
% of FP17s for Band 1 Urgent Courses	60	1,221	4.9%	8.7%	8.1%	9.1%
% of FP17s Relating to Free Repair or Replacements	4	1,221	0.3%	0.7%	0.8%	0.8%
% of FP17s Relating to Continuations	0	1,221	0.0%	0.8%	0.9%	0.9%
% of Patients satisfied with the dentistry they have received	0	0	N/A	94.2%	92.7%	92.5%
% of Patients satisfied with the time they had to wait for an appointment	0	0	N/A	85.1%	87.4%	87.0%

* This is based on patients treated on this contract for their most recent course of treatment. Figures in italics indicate the base number of FP17s or Patient Questionnaire responses are less than 100. N/A is shown where the base number of responses is less than 10 during the period. % is calculated as Quantity/Base number*100

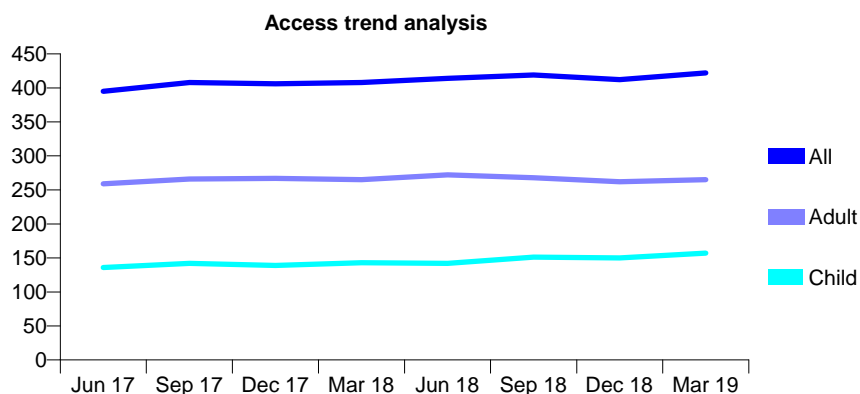
Q58 - Vital Signs At a Glance Contract Report for 854336/0001 - Year end March 2019

Name or company name	MRS N WATERFALL
Contract type name	GDS Contract
Purpose of contract	General
Contract start date	01/06/2012
Contract end date	

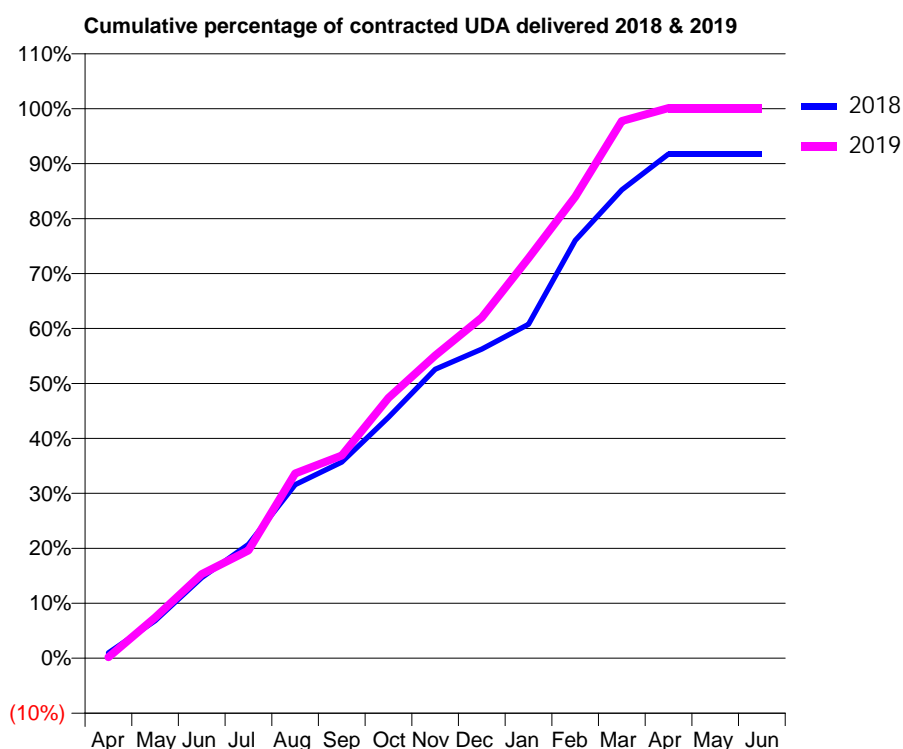
18/19 Contracted general activity (UDA)	936
Carry forward general activity (UDA)	0
18/19 Contracted orthodontic activity (UOA)	0
Carry forward orthodontic activity (UOA)	0
Baseline contract value	£25,622.96

ACCESS*

Patients seen in 24 months	Total	Change since previous quarter
Quarter ending March 2018	408	
Quarter ending June 2018	414	→
Quarter ending September 2018	419	→
Quarter ending December 2018	412	↓
Quarter ending March 2019	422	↑
Variance since March 2018	3.4%	↑



ACTIVITY



Month	Adjusted Scheduled Activity (UDA)	
	2018	2019
April	9	2
May	64	69
June	137	143
July	194	184
August	296	315
September	334	345
October	410	443
November	492	516
December	527	580
January	569	681
February	712	786
March	798	915
April	859	937
May	859	937
June	859	937

QUALITY

	Quantity	Base Number	Contract	AT	Region	England
% of FP17s for the same patient ID Re-attending within 3 months - Children	16	255	6.3%	11.1%	11.5%	11.8%
% of FP17s for the same patient ID Re-attending within 3 months - Adults	52	360	14.4%	14.7%	15.2%	15.7%
% of FP17s for the same patient ID Re-attending between 3 & 9 months - Children	181	255	71.0%	58.0%	60.2%	58.9%
% of FP17s for the same patient ID Re-attending between 3 & 9 months - Adults	192	360	53.3%	48.6%	51.8%	50.8%
% of FP17s for Band 1 Urgent Courses	47	606	7.8%	8.7%	8.1%	9.1%
% of FP17s Relating to Free Repair or Replacements	2	606	0.3%	0.7%	0.8%	0.8%
% of FP17s Relating to Continuations	1	606	0.2%	0.8%	0.9%	0.9%
% of Patients satisfied with the dentistry they have received	0	0	N/A	94.2%	92.7%	92.5%
% of Patients satisfied with the time they had to wait for an appointment	0	0	N/A	85.1%	87.4%	87.0%

* This is based on patients treated on this contract for their most recent course of treatment.

Figures in italics indicate the base number of FP17s or Patient Questionnaire responses are less than 100. N/A is shown where the base number of responses is less than 10 during the period. % is calculated as Quantity/Base number*100

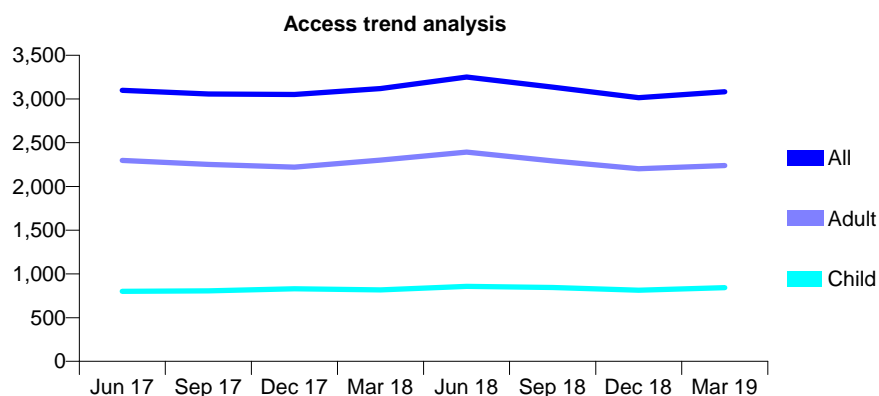
Q58 - Vital Signs At a Glance Contract Report for 856177/0001 - Year end March 2019

Name or company name	MR PK BANERJEE
Contract type name	GDS Contract
Purpose of contract	General
Contract start date	01/06/2012
Contract end date	

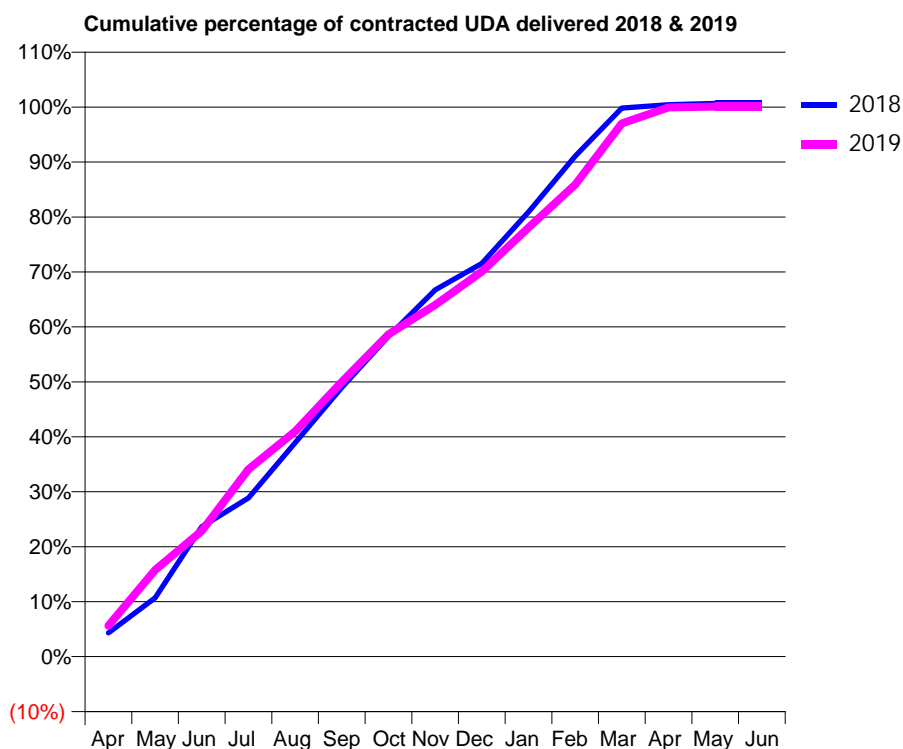
18/19 Contracted general activity (UDA)	8,446
Carry forward general activity (UDA)	-57
18/19 Contracted orthodontic activity (UOA)	0
Carry forward orthodontic activity (UOA)	0
Baseline contract value	£182,124.59

ACCESS*

Patients seen in 24 months	Total	Change since previous quarter
Quarter ending March 2018	3,119	
Quarter ending June 2018	3,251	↑
Quarter ending September 2018	3,137	↓
Quarter ending December 2018	3,016	↓
Quarter ending March 2019	3,083	↑
Variance since March 2018	(1.2%)	↓



ACTIVITY



Month	Adjusted Scheduled Activity (UDA)	
	2018	2019
April	366	476
May	904	1,333
June	1,995	1,932
July	2,437	2,878
August	3,286	3,462
September	4,136	4,221
October	4,924	4,954
November	5,638	5,405
December	6,040	5,917
January	6,834	6,592
February	7,693	7,254
March	8,430	8,193
April	8,483	8,440
May	8,500	8,452
June	8,503	8,452

QUALITY

	Quantity	Base Number	Contract	AT	Region	England
% of FP17s for the same patient ID Re-attending within 3 months - Children	64	1,105	5.8%	11.1%	11.5%	11.8%
% of FP17s for the same patient ID Re-attending within 3 months - Adults	359	2,778	12.9%	14.7%	15.2%	15.7%
% of FP17s for the same patient ID Re-attending between 3 & 9 months - Children	324	1,105	29.3%	58.0%	60.2%	58.9%
% of FP17s for the same patient ID Re-attending between 3 & 9 months - Adults	760	2,778	27.4%	48.6%	51.8%	50.8%
% of FP17s for Band 1 Urgent Courses	319	3,966	8.0%	8.7%	8.1%	9.1%
% of FP17s Relating to Free Repair or Replacements	38	3,966	1.0%	0.7%	0.8%	0.8%
% of FP17s Relating to Continuations	44	3,966	1.1%	0.8%	0.9%	0.9%
% of Patients satisfied with the dentistry they have received	1	1	N/A	94.2%	92.7%	92.5%
% of Patients satisfied with the time they had to wait for an appointment	0	1	N/A	85.1%	87.4%	87.0%

* This is based on patients treated on this contract for their most recent course of treatment. Figures in italics indicate the base number of FP17s or Patient Questionnaire responses are less than 100. N/A is shown where the base number of responses is less than 10 during the period. % is calculated as Quantity/Base number*100

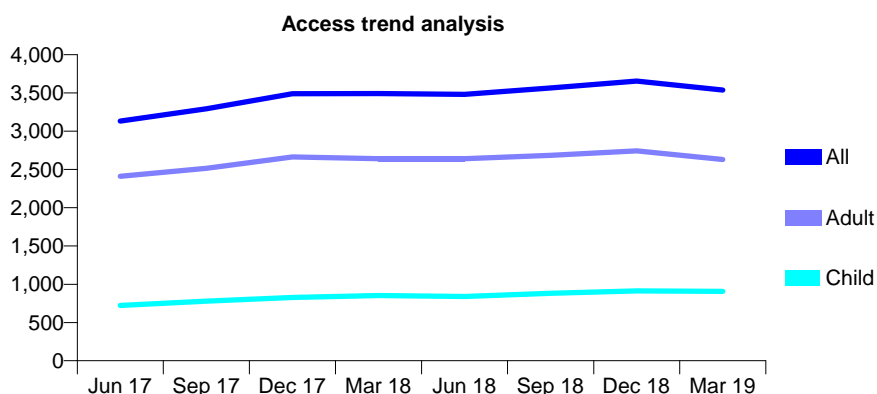
Q58 - Vital Signs At a Glance Contract Report for 856177/0002 - Year end March 2019

Name or company name	MR PK BANERJEE
Contract type name	GDS Contract
Purpose of contract	General
Contract start date	01/06/2012
Contract end date	

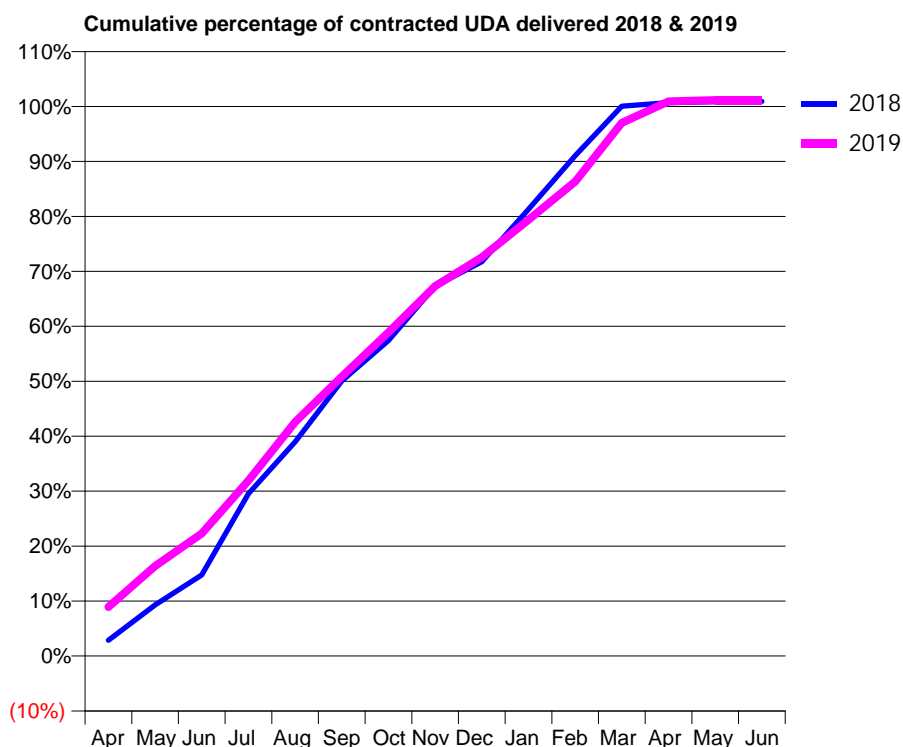
18/19 Contracted general activity (UDA)	10,003
Carry forward general activity (UDA)	-91
18/19 Contracted orthodontic activity (UOA)	0
Carry forward orthodontic activity (UOA)	0
Baseline contract value	£223,652.34

ACCESS*

Patients seen in 24 months	Total	Change since previous quarter
Quarter ending March 2018	3,492	
Quarter ending June 2018	3,482	→
Quarter ending September 2018	3,566	↑
Quarter ending December 2018	3,654	↑
Quarter ending March 2019	3,537	↓
Variance since March 2018	1.3%	→



ACTIVITY



Month	Adjusted Scheduled Activity (UDA)	
	2018	2019
April	287	891
May	932	1,640
June	1,477	2,230
July	2,955	3,193
August	3,900	4,262
September	5,006	5,084
October	5,744	5,892
November	6,732	6,732
December	7,177	7,258
January	8,133	7,939
February	9,107	8,636
March	10,007	9,706
April	10,073	10,095
May	10,089	10,118
June	10,094	10,118

QUALITY

	Quantity	Base Number	Contract	AT	Region	England
% of FP17s for the same patient ID Re-attending within 3 months - Children	84	1,190	7.1%	11.1%	11.5%	11.8%
% of FP17s for the same patient ID Re-attending within 3 months - Adults	359	3,104	11.6%	14.7%	15.2%	15.7%
% of FP17s for the same patient ID Re-attending between 3 & 9 months - Children	401	1,190	33.7%	58.0%	60.2%	58.9%
% of FP17s for the same patient ID Re-attending between 3 & 9 months - Adults	916	3,104	29.5%	48.6%	51.8%	50.8%
% of FP17s for Band 1 Urgent Courses	436	4,402	9.9%	8.7%	8.1%	9.1%
% of FP17s Relating to Free Repair or Replacements	22	4,402	0.5%	0.7%	0.8%	0.8%
% of FP17s Relating to Continuations	55	4,402	1.2%	0.8%	0.9%	0.9%
% of Patients satisfied with the dentistry they have received	2	2	N/A	94.2%	92.7%	92.5%
% of Patients satisfied with the time they had to wait for an appointment	2	2	N/A	85.1%	87.4%	87.0%

* This is based on patients treated on this contract for their most recent course of treatment. Figures in italics indicate the base number of FP17s or Patient Questionnaire responses are less than 100. N/A is shown where the base number of responses is less than 10 during the period. % is calculated as Quantity/Base number*100

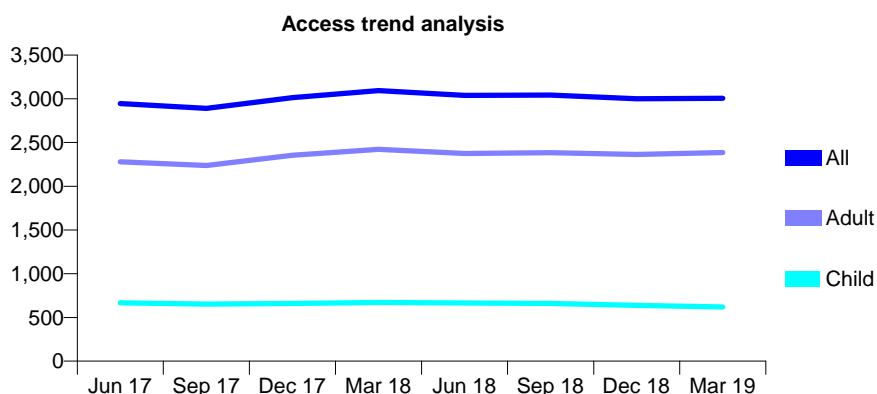
Q58 - Vital Signs At a Glance Contract Report for 857661/0001 - Year end March 2019

Name or company name	MR L GRANHED
Contract type name	GDS Contract
Purpose of contract	General
Contract start date	01/04/2006
Contract end date	

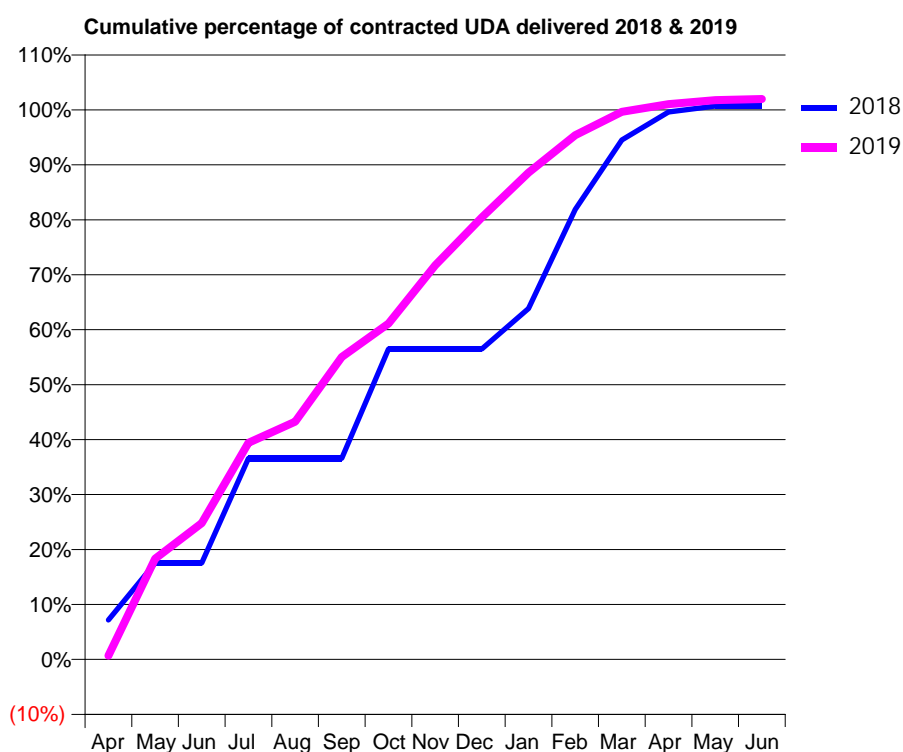
18/19 Contracted general activity (UDA)	6,164
Carry forward general activity (UDA)	-43
18/19 Contracted orthodontic activity (UOA)	0
Carry forward orthodontic activity (UOA)	0
Baseline contract value	£159,175.24

ACCESS*

Patients seen in 24 months	Total	Change since previous quarter
Quarter ending March 2018	3,093	
Quarter ending June 2018	3,039	↓
Quarter ending September 2018	3,043	→
Quarter ending December 2018	3,001	↓
Quarter ending March 2019	3,006	→
Variance since March 2018	(2.8%)	↓



ACTIVITY



Month	Adjusted Scheduled Activity (UDA)	
	2018	2019
April	444	43
May	1,082	1,129
June	1,082	1,528
July	2,257	2,431
August	2,257	2,667
September	2,257	3,392
October	3,482	3,767
November	3,482	4,420
December	3,482	4,957
January	3,936	5,460
February	5,047	5,879
March	5,825	6,141
April	6,139	6,228
May	6,208	6,273
June	6,208	6,286

QUALITY

	Quantity	Base Number	Contract	AT	Region	England
% of FP17s for the same patient ID Re-attending within 3 months - Children	45	899	5.0%	11.1%	11.5%	11.8%
% of FP17s for the same patient ID Re-attending within 3 months - Adults	279	3,042	9.2%	14.7%	15.2%	15.7%
% of FP17s for the same patient ID Re-attending between 3 & 9 months - Children	599	899	66.6%	58.0%	60.2%	58.9%
% of FP17s for the same patient ID Re-attending between 3 & 9 months - Adults	1,888	3,042	62.1%	48.6%	51.8%	50.8%
% of FP17s for Band 1 Urgent Courses	220	3,813	5.8%	8.7%	8.1%	9.1%
% of FP17s Relating to Free Repair or Replacements	14	3,813	0.4%	0.7%	0.8%	0.8%
% of FP17s Relating to Continuations	4	3,813	0.1%	0.8%	0.9%	0.9%
% of Patients satisfied with the dentistry they have received	3	3	N/A	94.2%	92.7%	92.5%
% of Patients satisfied with the time they had to wait for an appointment	2	3	N/A	85.1%	87.4%	87.0%

* This is based on patients treated on this contract for their most recent course of treatment. Figures in italics indicate the base number of FP17s or Patient Questionnaire responses are less than 100. N/A is shown where the base number of responses is less than 10 during the period. % is calculated as Quantity/Base number*100

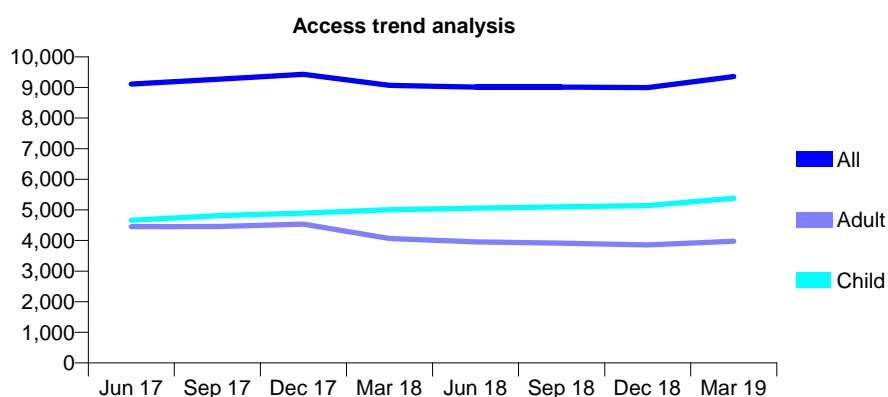
Q58 - Vital Signs At a Glance Contract Report for 859559/0001 - Year end March 2019

Name or company name	MR S NASEEM
Contract type name	GDS Contract
Purpose of contract	General
Contract start date	01/04/2006
Contract end date	

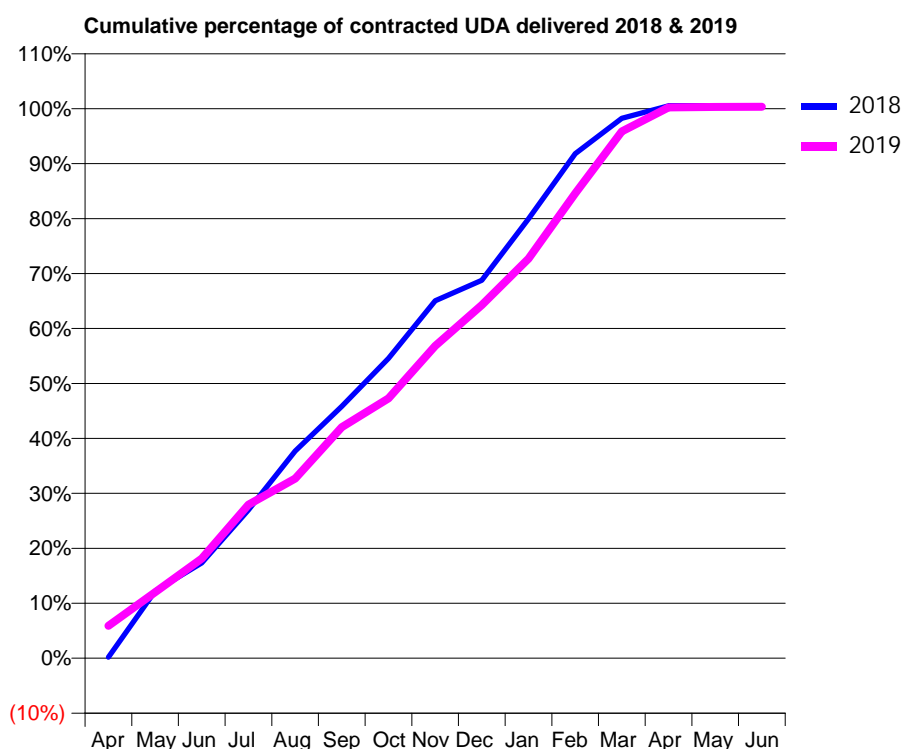
18/19 Contracted general activity (UDA)	18,579
Carry forward general activity (UDA)	-95
18/19 Contracted orthodontic activity (UOA)	0
Carry forward orthodontic activity (UOA)	0
Baseline contract value	£515,175.58

ACCESS*

Patients seen in 24 months	Total	Change since previous quarter
Quarter ending March 2018	9,071	
Quarter ending June 2018	9,013	→
Quarter ending September 2018	9,014	→
Quarter ending December 2018	8,997	→
Quarter ending March 2019	9,359	↑
Variance since March 2018	3.2%	↑



ACTIVITY



Month	2018	2019
April	37	1,099
May	2,270	2,233
June	3,220	3,371
July	5,010	5,194
August	7,005	6,073
September	8,514	7,810
October	10,137	8,785
November	12,084	10,559
December	12,781	11,939
January	14,851	13,511
February	17,058	15,712
March	18,255	17,811
April	18,671	18,624
May	18,675	18,636
June	18,675	18,639

QUALITY

	Quantity	Base Number	Contract	AT	Region	England
% of FP17s for the same patient ID Re-attending within 3 months - Children	391	7,688	5.1%	11.1%	11.5%	11.8%
% of FP17s for the same patient ID Re-attending within 3 months - Adults	375	3,380	11.1%	14.7%	15.2%	15.7%
% of FP17s for the same patient ID Re-attending between 3 & 9 months - Children	4,453	7,688	57.9%	58.0%	60.2%	58.9%
% of FP17s for the same patient ID Re-attending between 3 & 9 months - Adults	1,456	3,380	43.1%	48.6%	51.8%	50.8%
% of FP17s for Band 1 Urgent Courses	701	11,176	6.3%	8.7%	8.1%	9.1%
% of FP17s Relating to Free Repair or Replacements	1	11,176	0.0%	0.7%	0.8%	0.8%
% of FP17s Relating to Continuations	0	11,176	0.0%	0.8%	0.9%	0.9%
% of Patients satisfied with the dentistry they have received	0	0	N/A	94.2%	92.7%	92.5%
% of Patients satisfied with the time they had to wait for an appointment	0	0	N/A	85.1%	87.4%	87.0%

* This is based on patients treated on this contract for their most recent course of treatment.

Figures in italics indicate the base number of FP17s or Patient Questionnaire responses are less than 100. N/A is shown where the base number of responses is less than 10 during the period. % is calculated as Quantity/Base number*100

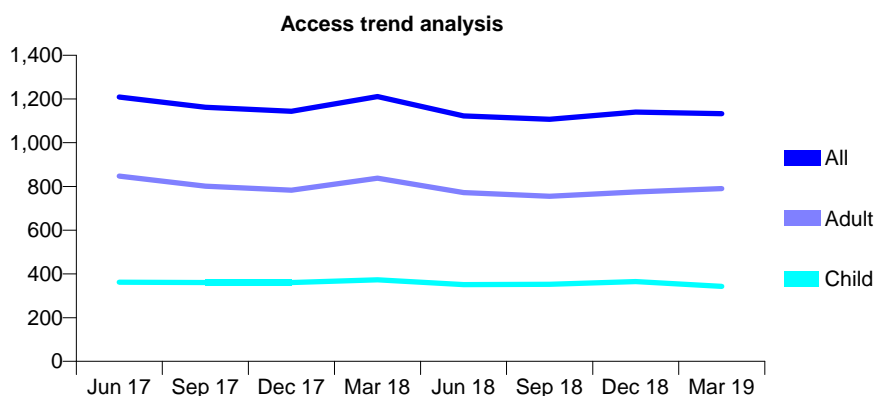
Q58 - Vital Signs At a Glance Contract Report for 860328/0001 - Year end March 2019

Name or company name	MR A VORA
Contract type name	GDS Contract
Purpose of contract	General
Contract start date	08/09/2011
Contract end date	

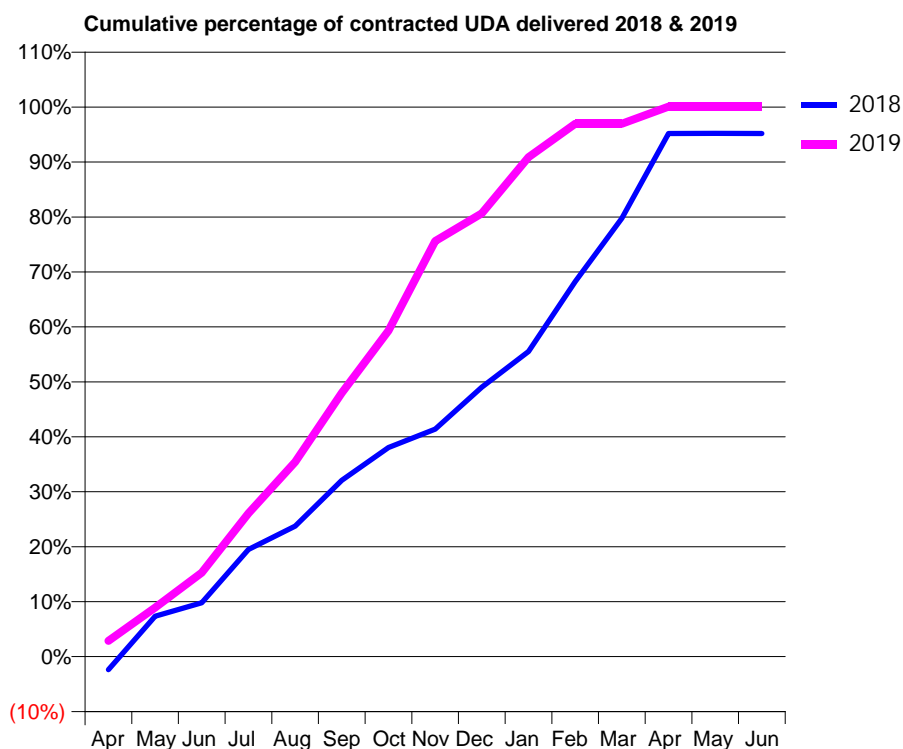
18/19 Contracted general activity (UDA)	3,330
Carry forward general activity (UDA)	0
18/19 Contracted orthodontic activity (UOA)	0
Carry forward orthodontic activity (UOA)	0
Baseline contract value	£97,812.61

ACCESS*

Patients seen in 24 months	Total	Change since previous quarter
Quarter ending March 2018	1,211	
Quarter ending June 2018	1,123	↓
Quarter ending September 2018	1,107	↓
Quarter ending December 2018	1,140	↑
Quarter ending March 2019	1,133	→
Variance since March 2018	(6.4%)	↓



ACTIVITY



Month	Adjusted Scheduled Activity (UDA)	
	2018	2019
April	-80	96
May	245	298
June	327	509
July	650	869
August	791	1,180
September	1,069	1,598
October	1,267	1,974
November	1,378	2,517
December	1,633	2,686
January	1,849	3,026
February	2,272	3,229
March	2,656	3,229
April	3,169	3,332
May	3,170	3,332
June	3,169	3,332

QUALITY

	Quantity	Base Number	Contract	AT	Region	England
% of FP17s for the same patient ID Re-attending within 3 months - Children	19	365	5.2%	11.1%	11.5%	11.8%
% of FP17s for the same patient ID Re-attending within 3 months - Adults	113	776	14.6%	14.7%	15.2%	15.7%
% of FP17s for the same patient ID Re-attending between 3 & 9 months - Children	143	365	39.2%	58.0%	60.2%	58.9%
% of FP17s for the same patient ID Re-attending between 3 & 9 months - Adults	254	776	32.7%	48.6%	51.8%	50.8%
% of FP17s for Band 1 Urgent Courses	97	1,127	8.6%	8.7%	8.1%	9.1%
% of FP17s Relating to Free Repair or Replacements	15	1,127	1.3%	0.7%	0.8%	0.8%
% of FP17s Relating to Continuations	17	1,127	1.5%	0.8%	0.9%	0.9%
% of Patients satisfied with the dentistry they have received	0	0	N/A	94.2%	92.7%	92.5%
% of Patients satisfied with the time they had to wait for an appointment	0	0	N/A	85.1%	87.4%	87.0%

* This is based on patients treated on this contract for their most recent course of treatment. Figures in italics indicate the base number of FP17s or Patient Questionnaire responses are less than 100. N/A is shown where the base number of responses is less than 10 during the period. % is calculated as Quantity/Base number*100

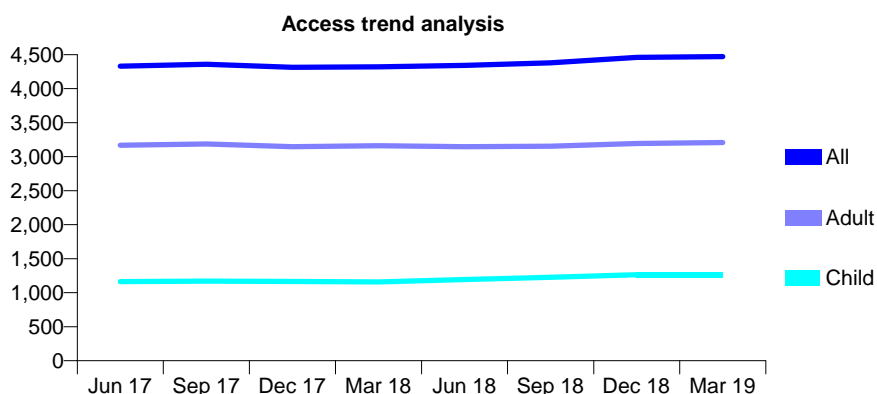
Q58 - Vital Signs At a Glance Contract Report for 897833/0001 - Year end March 2019

Name or company name	MISS MS CHOHAN
Contract type name	GDS Contract
Purpose of contract	General
Contract start date	06/02/2013
Contract end date	

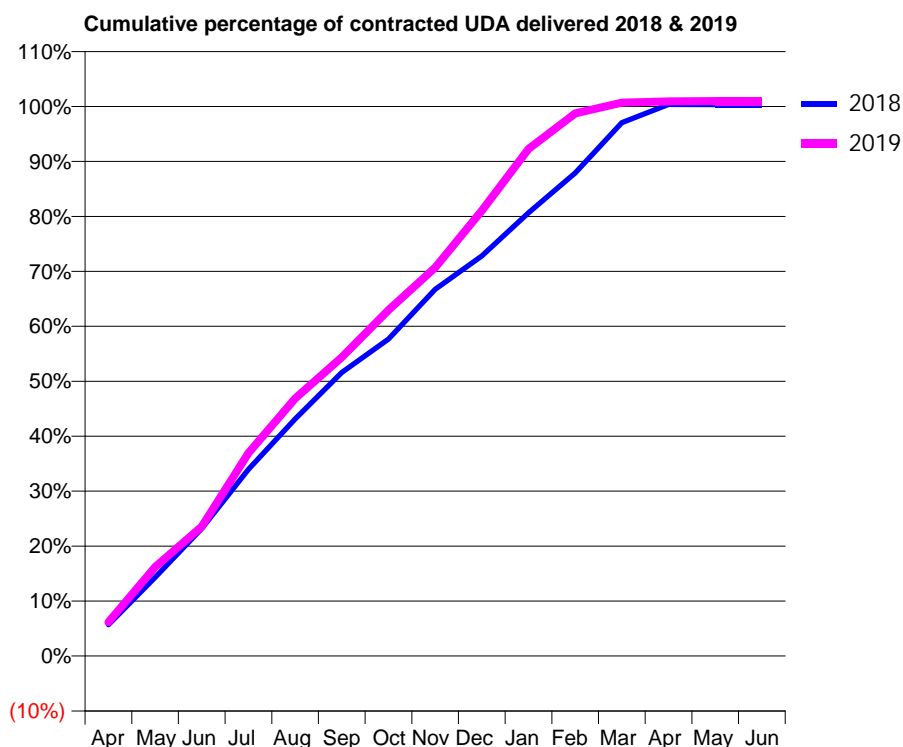
18/19 Contracted general activity (UDA)	9,904
Carry forward general activity (UDA)	-33
18/19 Contracted orthodontic activity (UOA)	0
Carry forward orthodontic activity (UOA)	0
Baseline contract value	£276,482.50

ACCESS*

Patients seen in 24 months	Total	Change since previous quarter
Quarter ending March 2018	4,320	
Quarter ending June 2018	4,343	→
Quarter ending September 2018	4,380	→
Quarter ending December 2018	4,460	→
Quarter ending March 2019	4,472	→
Variance since March 2018	3.5%	↑



ACTIVITY



Month	Adjusted Scheduled Activity (UDA)	
	2018	2019
April	563	612
May	1,416	1,607
June	2,298	2,334
July	3,366	3,660
August	4,274	4,643
September	5,110	5,384
October	5,713	6,234
November	6,608	7,003
December	7,210	8,025
January	7,987	9,138
February	8,706	9,779
March	9,613	9,972
April	9,939	9,995
May	9,936	10,002
June	9,937	10,002

QUALITY

	Quantity	Base Number	Contract	AT	Region	England
% of FP17s for the same patient ID Re-attending within 3 months - Children	139	1,994	7.0%	11.1%	11.5%	11.8%
% of FP17s for the same patient ID Re-attending within 3 months - Adults	481	3,995	12.0%	14.7%	15.2%	15.7%
% of FP17s for the same patient ID Re-attending between 3 & 9 months - Children	1,310	1,994	65.7%	58.0%	60.2%	58.9%
% of FP17s for the same patient ID Re-attending between 3 & 9 months - Adults	2,087	3,995	52.2%	48.6%	51.8%	50.8%
% of FP17s for Band 1 Urgent Courses	521	5,832	8.9%	8.7%	8.1%	9.1%
% of FP17s Relating to Free Repair or Replacements	50	5,832	0.9%	0.7%	0.8%	0.8%
% of FP17s Relating to Continuations	2	5,832	0.0%	0.8%	0.9%	0.9%
% of Patients satisfied with the dentistry they have received	0	0	N/A	94.2%	92.7%	92.5%
% of Patients satisfied with the time they had to wait for an appointment	0	0	N/A	85.1%	87.4%	87.0%

* This is based on patients treated on this contract for their most recent course of treatment. Figures in italics indicate the base number of FP17s or Patient Questionnaire responses are less than 100. N/A is shown where the base number of responses is less than 10 during the period. % is calculated as Quantity/Base number*100

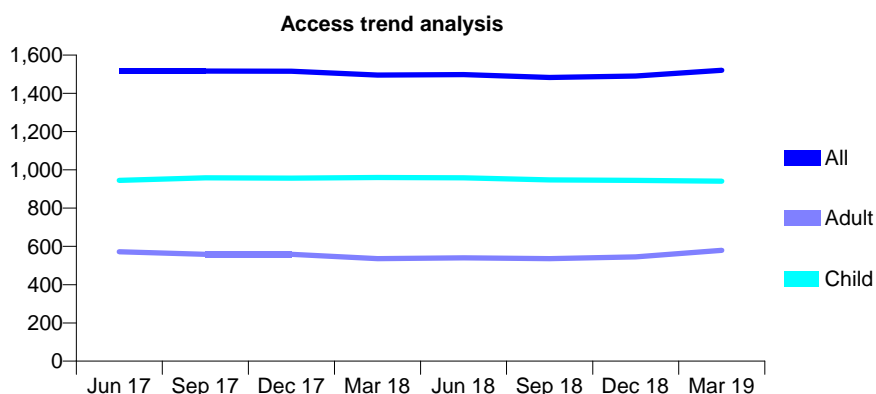
Q58 - Vital Signs At a Glance Contract Report for 901563/0002 - Year end March 2019

Name or company name	MR ES BYRNE
Contract type name	GDS Contract
Purpose of contract	General
Contract start date	10/03/2013
Contract end date	

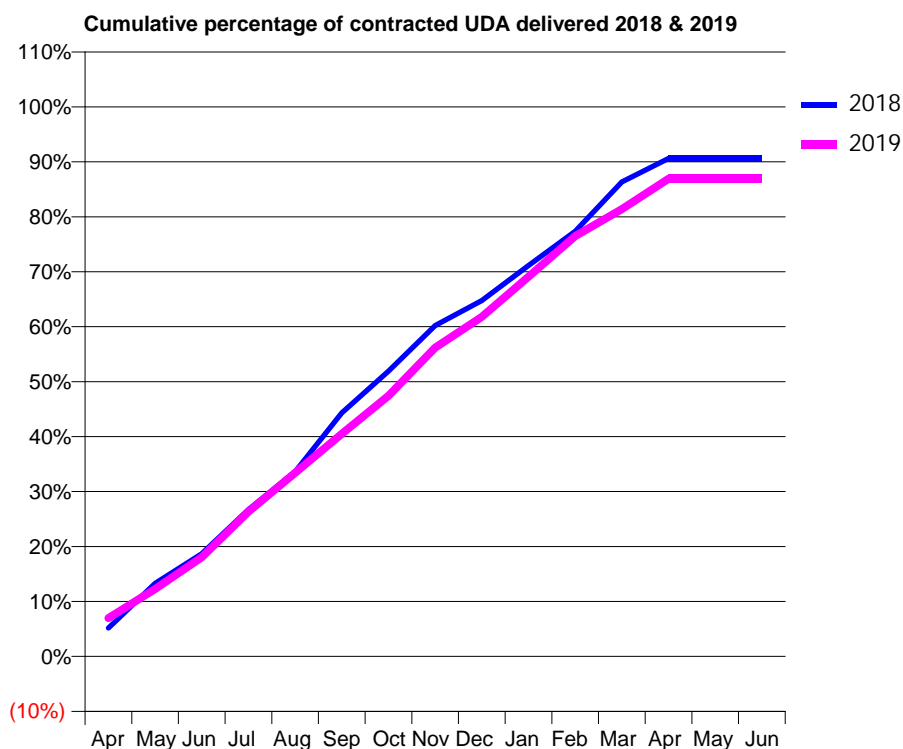
18/19 Contracted general activity (UDA)	3,327
Carry forward general activity (UDA)	0
18/19 Contracted orthodontic activity (UOA)	0
Carry forward orthodontic activity (UOA)	0
Baseline contract value	£81,876.56

ACCESS*

Patients seen in 24 months	Total	Change since previous quarter
Quarter ending March 2018	1,496	
Quarter ending June 2018	1,498	→
Quarter ending September 2018	1,483	↓
Quarter ending December 2018	1,490	→
Quarter ending March 2019	1,520	↑
Variance since March 2018	1.6%	→



ACTIVITY



Month	2018	2019
April	172	232
May	442	408
June	621	600
July	890	877
August	1,118	1,112
September	1,474	1,347
October	1,727	1,578
November	2,004	1,870
December	2,155	2,056
January	2,367	2,299
February	2,573	2,544
March	2,872	2,707
April	3,014	2,891
May	3,015	2,891
June	3,015	2,891

QUALITY

	Quantity	Base Number	Contract	AT	Region	England
% of FP17s for the same patient ID Re-attending within 3 months - Children	108	1,484	7.3%	11.1%	11.5%	11.8%
% of FP17s for the same patient ID Re-attending within 3 months - Adults	63	475	13.3%	14.7%	15.2%	15.7%
% of FP17s for the same patient ID Re-attending between 3 & 9 months - Children	995	1,484	67.0%	58.0%	60.2%	58.9%
% of FP17s for the same patient ID Re-attending between 3 & 9 months - Adults	201	475	42.3%	48.6%	51.8%	50.8%
% of FP17s for Band 1 Urgent Courses	103	1,997	5.2%	8.7%	8.1%	9.1%
% of FP17s Relating to Free Repair or Replacements	0	1,997	0.0%	0.7%	0.8%	0.8%
% of FP17s Relating to Continuations	21	1,997	1.1%	0.8%	0.9%	0.9%
% of Patients satisfied with the dentistry they have received	1	1	N/A	94.2%	92.7%	92.5%
% of Patients satisfied with the time they had to wait for an appointment	1	1	N/A	85.1%	87.4%	87.0%

* This is based on patients treated on this contract for their most recent course of treatment. Figures in italics indicate the base number of FP17s or Patient Questionnaire responses are less than 100. N/A is shown where the base number of responses is less than 10 during the period. % is calculated as Quantity/Base number*100

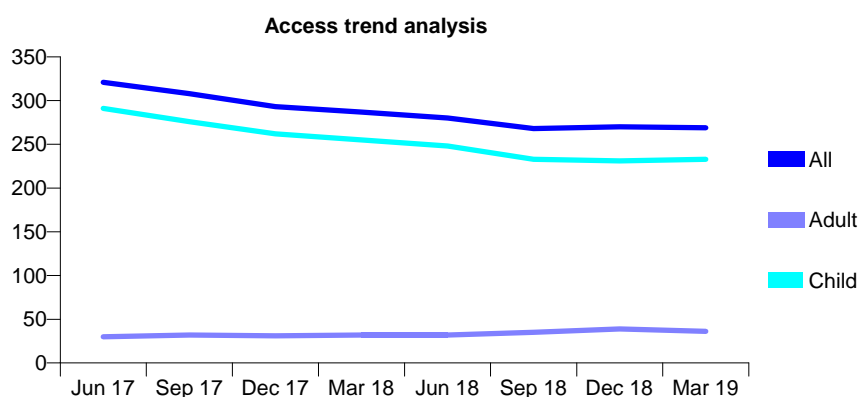
Q58 - Vital Signs At a Glance Contract Report for 908312/0001 - Year end March 2019

Name or company name	MR CW LEWIS
Contract type name	GDS Contract
Purpose of contract	General and Orthodontic
Contract start date	01/04/2006
Contract end date	

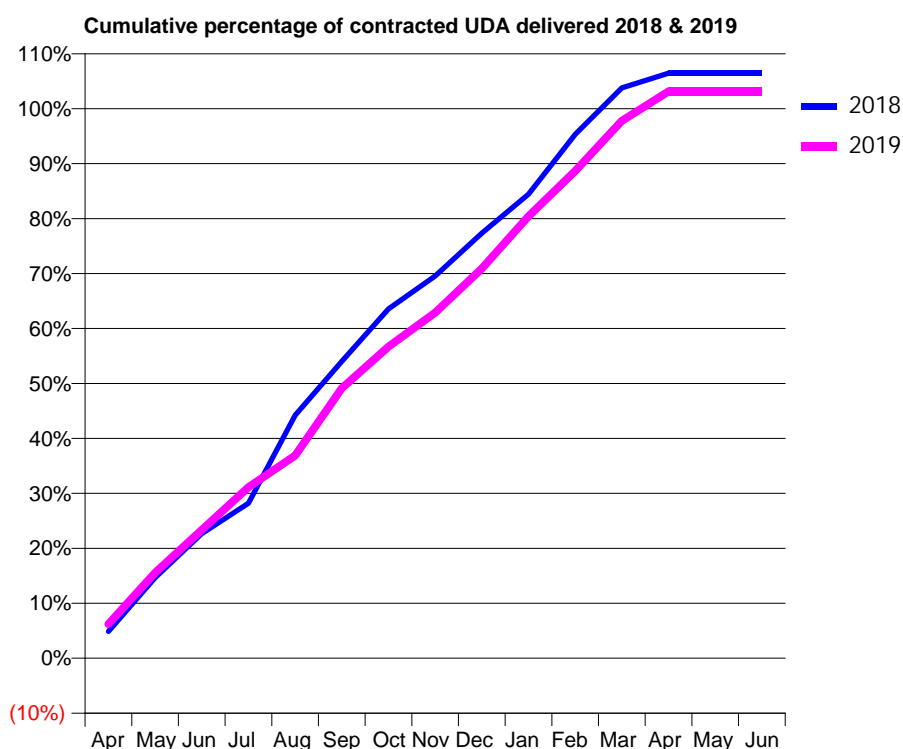
18/19 Contracted general activity (UDA)	450
Carry forward general activity (UDA)	-9
18/19 Contracted orthodontic activity (UOA)	871
Carry forward orthodontic activity (UOA)	0
Baseline contract value	£73,943.55

ACCESS*

Patients seen in 24 months	Total	Change since previous quarter
Quarter ending March 2018	287	
Quarter ending June 2018	280	↓
Quarter ending September 2018	268	↓
Quarter ending December 2018	270	→
Quarter ending March 2019	269	→
Variance since March 2018	(6.3%)	↓



ACTIVITY



Month	2018	2019
April	22	28
May	66	70
June	102	105
July	127	140
August	199	166
September	243	221
October	286	255
November	313	283
December	348	319
January	380	362
February	429	399
March	467	440
April	479	464
May	479	464
June	479	464

QUALITY

	Quantity	Base Number	Contract	AT	Region	England
% of FP17s for the same patient ID Re-attending within 3 months - Children	15	467	3.2%	11.1%	11.5%	11.8%
% of FP17s for the same patient ID Re-attending within 3 months - Adults	1	14	7.1%	14.7%	15.2%	15.7%
% of FP17s for the same patient ID Re-attending between 3 & 9 months - Children	300	467	64.2%	58.0%	60.2%	58.9%
% of FP17s for the same patient ID Re-attending between 3 & 9 months - Adults	6	14	42.9%	48.6%	51.8%	50.8%
% of FP17s for Band 1 Urgent Courses	0	387	0.0%	8.7%	8.1%	9.1%
% of FP17s Relating to Free Repair or Replacements	0	387	0.0%	0.7%	0.8%	0.8%
% of FP17s Relating to Continuations	4	387	1.0%	0.8%	0.9%	0.9%
% of Patients satisfied with the dentistry they have received	0	0	N/A	94.2%	92.7%	92.5%
% of Patients satisfied with the time they had to wait for an appointment	0	0	N/A	85.1%	87.4%	87.0%

* This is based on patients treated on this contract for their most recent course of treatment. Figures in italics indicate the base number of FP17s or Patient Questionnaire responses are less than 100. N/A is shown where the base number of responses is less than 10 during the period. % is calculated as Quantity/Base number*100

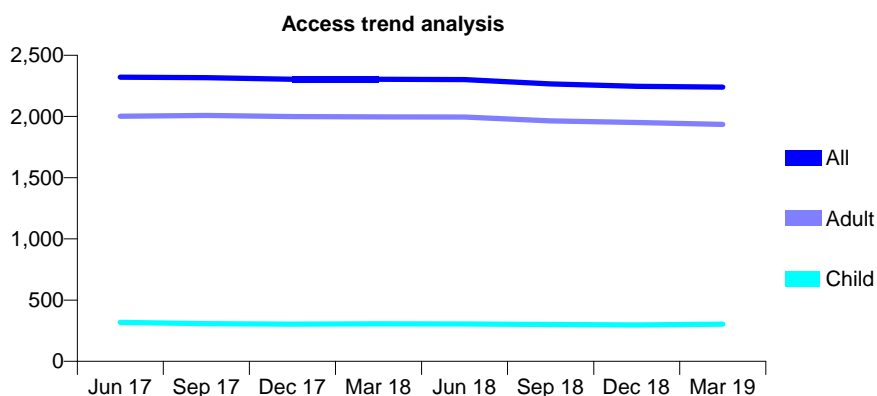
Q58 - Vital Signs At a Glance Contract Report for 908681/0001 - Year end March 2019

Name or company name	MR AM MCGREGOR
Contract type name	GDS Contract
Purpose of contract	General
Contract start date	01/04/2006
Contract end date	

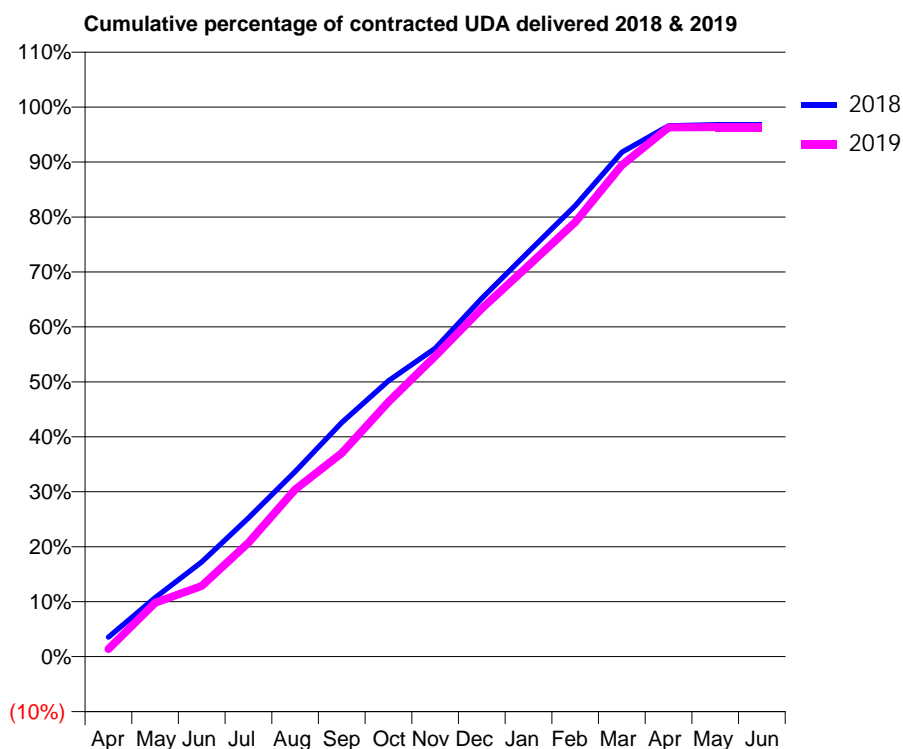
18/19 Contracted general activity (UDA)	6,292
Carry forward general activity (UDA)	202
18/19 Contracted orthodontic activity (UOA)	0
Carry forward orthodontic activity (UOA)	0
Baseline contract value	£148,381.21

ACCESS*

Patients seen in 24 months	Total	Change since previous quarter
Quarter ending March 2018	2,304	
Quarter ending June 2018	2,301	→
Quarter ending September 2018	2,266	↓
Quarter ending December 2018	2,247	→
Quarter ending March 2019	2,240	→
Variance since March 2018	(2.8%)	↓



ACTIVITY



Month	Adjusted Scheduled Activity (UDA)	
	2018	2019
April	224	88
May	675	616
June	1,085	809
July	1,589	1,304
August	2,118	1,914
September	2,681	2,331
October	3,159	2,916
November	3,529	3,441
December	4,103	3,984
January	4,635	4,477
February	5,163	4,974
March	5,775	5,626
April	6,078	6,058
May	6,090	6,062
June	6,090	6,062

QUALITY

	Quantity	Base Number	Contract	AT	Region	England
% of FP17s for the same patient ID Re-attending within 3 months - Children	33	516	6.4%	11.1%	11.5%	11.8%
% of FP17s for the same patient ID Re-attending within 3 months - Adults	564	3,481	16.2%	14.7%	15.2%	15.7%
% of FP17s for the same patient ID Re-attending between 3 & 9 months - Children	345	516	66.9%	58.0%	60.2%	58.9%
% of FP17s for the same patient ID Re-attending between 3 & 9 months - Adults	2,300	3,481	66.1%	48.6%	51.8%	50.8%
% of FP17s for Band 1 Urgent Courses	326	4,010	8.1%	8.7%	8.1%	9.1%
% of FP17s Relating to Free Repair or Replacements	23	4,010	0.6%	0.7%	0.8%	0.8%
% of FP17s Relating to Continuations	36	4,010	0.9%	0.8%	0.9%	0.9%
% of Patients satisfied with the dentistry they have received	3	3	N/A	94.2%	92.7%	92.5%
% of Patients satisfied with the time they had to wait for an appointment	3	3	N/A	85.1%	87.4%	87.0%

* This is based on patients treated on this contract for their most recent course of treatment. Figures in italics indicate the base number of FP17s or Patient Questionnaire responses are less than 100. N/A is shown where the base number of responses is less than 10 during the period. % is calculated as Quantity/Base number*100

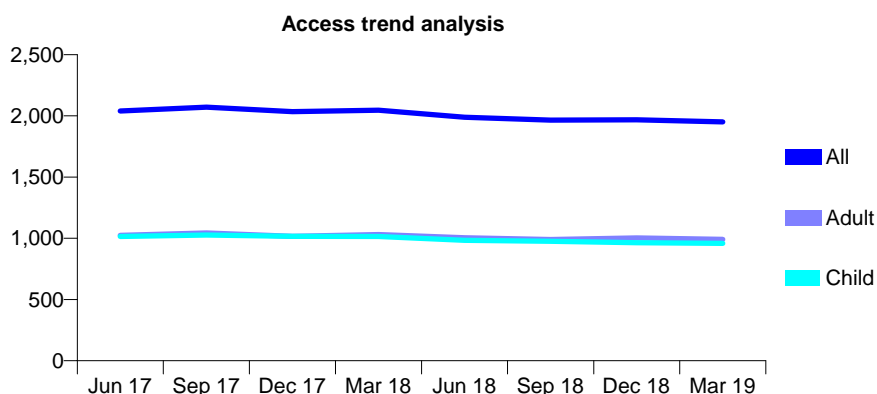
Q58 - Vital Signs At a Glance Contract Report for 908916/0001 - Year end March 2019

Name or company name	Redbourn Dental Care
Contract type name	GDS Contract
Purpose of contract	General
Contract start date	01/04/2006
Contract end date	

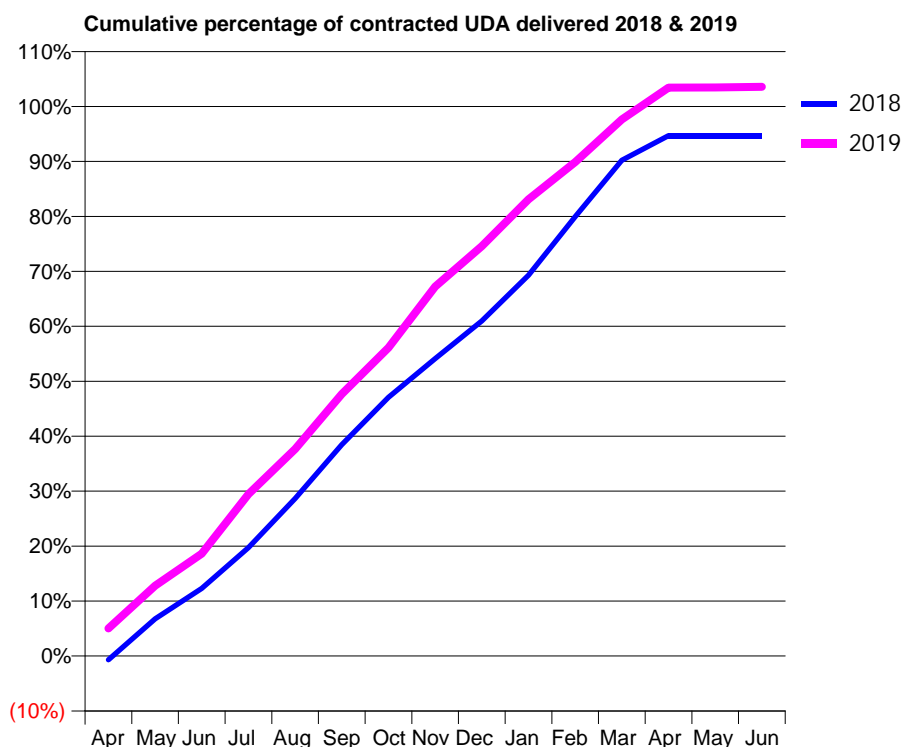
18/19 Contracted general activity (UDA)	4,829
Carry forward general activity (UDA)	0
18/19 Contracted orthodontic activity (UOA)	0
Carry forward orthodontic activity (UOA)	0
Baseline contract value	£121,635.37

ACCESS*

Patients seen in 24 months	Total	Change since previous quarter
Quarter ending March 2018	2,046	
Quarter ending June 2018	1,989	↓
Quarter ending September 2018	1,966	↓
Quarter ending December 2018	1,968	→
Quarter ending March 2019	1,951	→
Variance since March 2018	(4.6%)	↓



ACTIVITY



Month	Adjusted Scheduled Activity (UDA)	
	2018	2019
April	-34	243
May	327	618
June	595	899
July	953	1,423
August	1,385	1,819
September	1,857	2,302
October	2,274	2,710
November	2,614	3,247
December	2,945	3,601
January	3,347	4,013
February	3,860	4,340
March	4,356	4,715
April	4,572	4,995
May	4,572	4,996
June	4,572	5,002

QUALITY

	Quantity	Base Number	Contract	AT	Region	England
% of FP17s for the same patient ID Re-attending within 3 months - Children	70	1,330	5.3%	11.1%	11.5%	11.8%
% of FP17s for the same patient ID Re-attending within 3 months - Adults	145	1,186	12.2%	14.7%	15.2%	15.7%
% of FP17s for the same patient ID Re-attending between 3 & 9 months - Children	811	1,330	61.0%	58.0%	60.2%	58.9%
% of FP17s for the same patient ID Re-attending between 3 & 9 months - Adults	642	1,186	54.1%	48.6%	51.8%	50.8%
% of FP17s for Band 1 Urgent Courses	117	2,560	4.6%	8.7%	8.1%	9.1%
% of FP17s Relating to Free Repair or Replacements	14	2,560	0.5%	0.7%	0.8%	0.8%
% of FP17s Relating to Continuations	16	2,560	0.6%	0.8%	0.9%	0.9%
% of Patients satisfied with the dentistry they have received	1	1	N/A	94.2%	92.7%	92.5%
% of Patients satisfied with the time they had to wait for an appointment	0	1	N/A	85.1%	87.4%	87.0%

* This is based on patients treated on this contract for their most recent course of treatment. Figures in italics indicate the base number of FP17s or Patient Questionnaire responses are less than 100. N/A is shown where the base number of responses is less than 10 during the period. % is calculated as Quantity/Base number*100

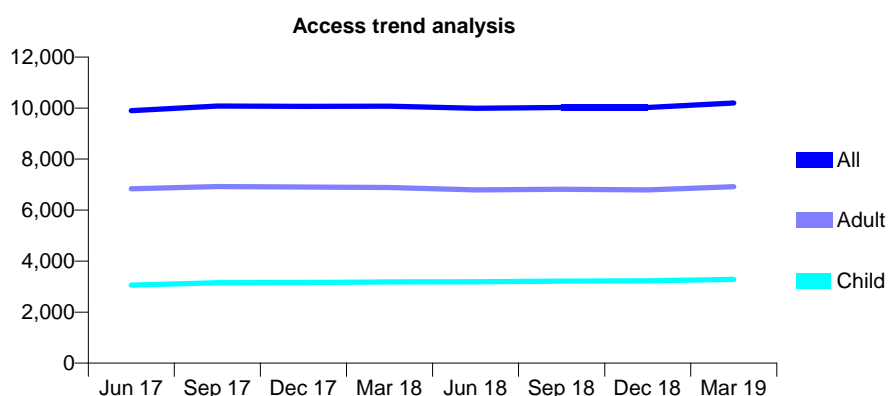
Q58 - Vital Signs At a Glance Contract Report for 910651/0001 - Year end March 2019

Name or company name	MR GR EVANS
Contract type name	GDS Contract
Purpose of contract	General
Contract start date	01/04/2006
Contract end date	

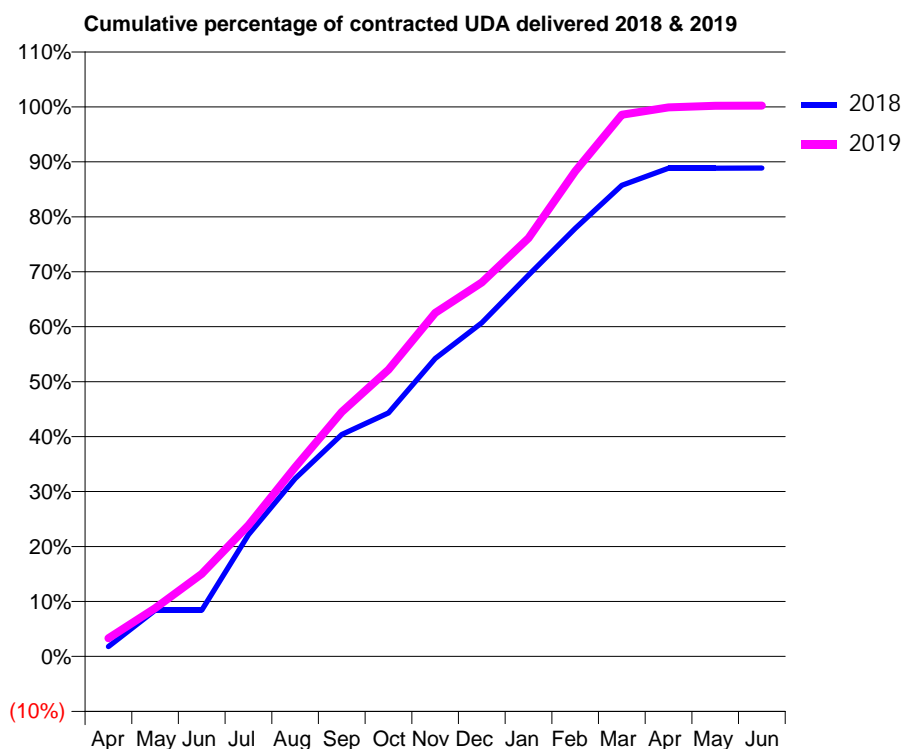
18/19 Contracted general activity (UDA)	22,428
Carry forward general activity (UDA)	0
18/19 Contracted orthodontic activity (UOA)	0
Carry forward orthodontic activity (UOA)	0
Baseline contract value	£553,760.95

ACCESS*

Patients seen in 24 months	Total	Change since previous quarter
Quarter ending March 2018	10,075	
Quarter ending June 2018	9,989	→
Quarter ending September 2018	10,028	→
Quarter ending December 2018	10,025	→
Quarter ending March 2019	10,200	→
Variance since March 2018	1.2%	→



ACTIVITY



Month	Adjusted Scheduled Activity (UDA)	
	2018	2019
April	398	742
May	1,888	1,972
June	1,888	3,367
July	4,964	5,354
August	7,260	7,727
September	9,058	9,982
October	9,940	11,704
November	12,160	14,018
December	13,616	15,263
January	15,566	17,071
February	17,468	19,803
March	19,228	22,106
April	19,924	22,402
May	19,925	22,470
June	19,926	22,473

QUALITY

	Quantity	Base Number	Contract	AT	Region	England
% of FP17s for the same patient ID Re-attending within 3 months - Children	328	4,980	6.6%	11.1%	11.5%	11.8%
% of FP17s for the same patient ID Re-attending within 3 months - Adults	925	8,267	11.2%	14.7%	15.2%	15.7%
% of FP17s for the same patient ID Re-attending between 3 & 9 months - Children	2,986	4,980	60.0%	58.0%	60.2%	58.9%
% of FP17s for the same patient ID Re-attending between 3 & 9 months - Adults	3,896	8,267	47.1%	48.6%	51.8%	50.8%
% of FP17s for Band 1 Urgent Courses	777	12,520	6.2%	8.7%	8.1%	9.1%
% of FP17s Relating to Free Repair or Replacements	35	12,520	0.3%	0.7%	0.8%	0.8%
% of FP17s Relating to Continuations	170	12,520	1.4%	0.8%	0.9%	0.9%
% of Patients satisfied with the dentistry they have received	7	8	N/A	94.2%	92.7%	92.5%
% of Patients satisfied with the time they had to wait for an appointment	5	8	N/A	85.1%	87.4%	87.0%

* This is based on patients treated on this contract for their most recent course of treatment. Figures in italics indicate the base number of FP17s or Patient Questionnaire responses are less than 100. N/A is shown where the base number of responses is less than 10 during the period. % is calculated as Quantity/Base number*100

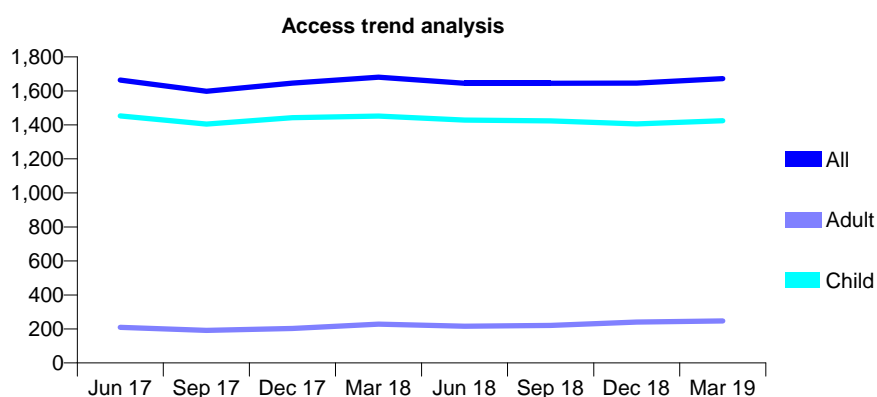
Q58 - Vital Signs At a Glance Contract Report for 911631/0002 - Year end March 2019

Name or company name	MR V RAWAL
Contract type name	GDS Contract
Purpose of contract	General
Contract start date	01/04/2006
Contract end date	

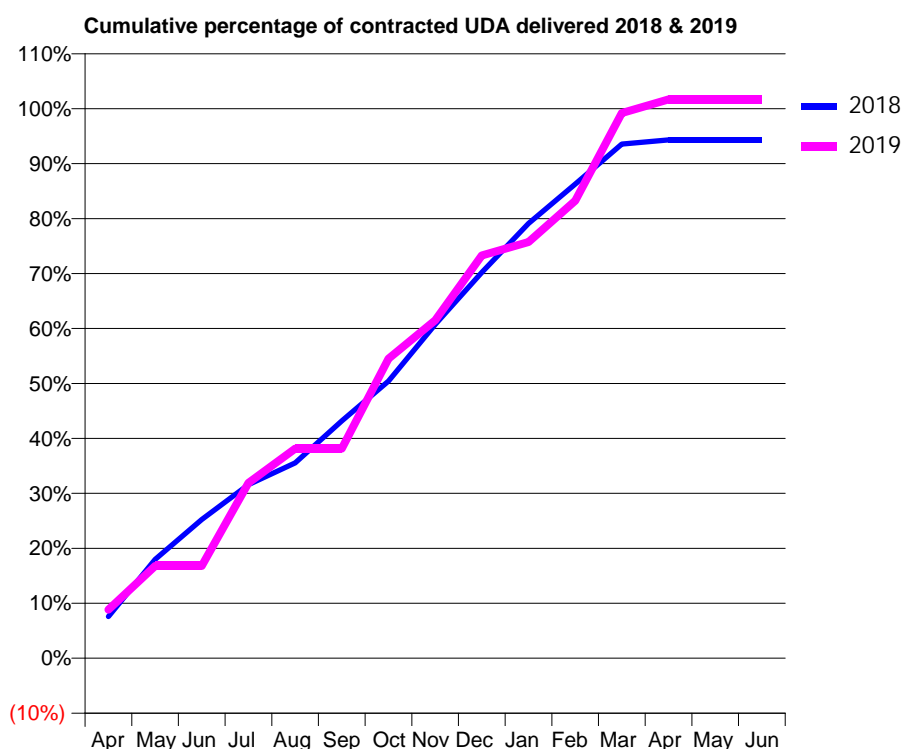
18/19 Contracted general activity (UDA)	2,580
Carry forward general activity (UDA)	0
18/19 Contracted orthodontic activity (UOA)	0
Carry forward orthodontic activity (UOA)	0
Baseline contract value	£50,848.28

ACCESS*

Patients seen in 24 months	Total	Change since previous quarter
Quarter ending March 2018	1,680	
Quarter ending June 2018	1,645	↓
Quarter ending September 2018	1,645	→
Quarter ending December 2018	1,646	→
Quarter ending March 2019	1,672	→
Variance since March 2018	(0.5%)	→



ACTIVITY



Month	2018	2019
April	196	228
May	464	433
June	651	433
July	815	823
August	917	984
September	1,114	984
October	1,301	1,406
November	1,567	1,586
December	1,811	1,891
January	2,041	1,954
February	2,226	2,148
March	2,414	2,559
April	2,433	2,623
May	2,433	2,623
June	2,433	2,623

QUALITY

	Quantity	Base Number	Contract	AT	Region	England
% of FP17s for the same patient ID Re-attending within 3 months - Children	82	1,963	4.2%	11.1%	11.5%	11.8%
% of FP17s for the same patient ID Re-attending within 3 months - Adults	4	82	4.9%	14.7%	15.2%	15.7%
% of FP17s for the same patient ID Re-attending between 3 & 9 months - Children	1,064	1,963	54.2%	58.0%	60.2%	58.9%
% of FP17s for the same patient ID Re-attending between 3 & 9 months - Adults	43	82	52.4%	48.6%	51.8%	50.8%
% of FP17s for Band 1 Urgent Courses	100	2,077	4.8%	8.7%	8.1%	9.1%
% of FP17s Relating to Free Repair or Replacements	0	2,077	0.0%	0.7%	0.8%	0.8%
% of FP17s Relating to Continuations	10	2,077	0.5%	0.8%	0.9%	0.9%
% of Patients satisfied with the dentistry they have received	0	0	N/A	94.2%	92.7%	92.5%
% of Patients satisfied with the time they had to wait for an appointment	0	0	N/A	85.1%	87.4%	87.0%

* This is based on patients treated on this contract for their most recent course of treatment.

Figures in italics indicate the base number of FP17s or Patient Questionnaire responses are less than 100. N/A is shown where the base number of responses is less than 10 during the period. % is calculated as Quantity/Base number*100

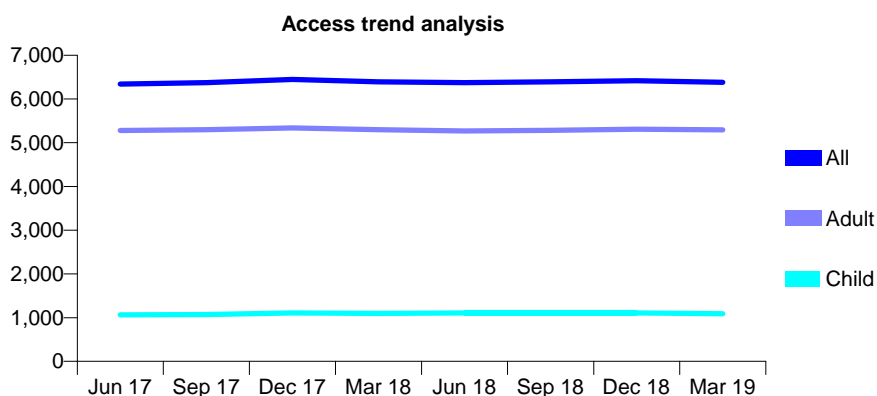
Q58 - Vital Signs At a Glance Contract Report for 917125/0001 - Year end March 2019

Name or company name	Facial Aesthetic (UK) Ltd
Contract type name	GDS Contract
Purpose of contract	General
Contract start date	01/04/2006
Contract end date	

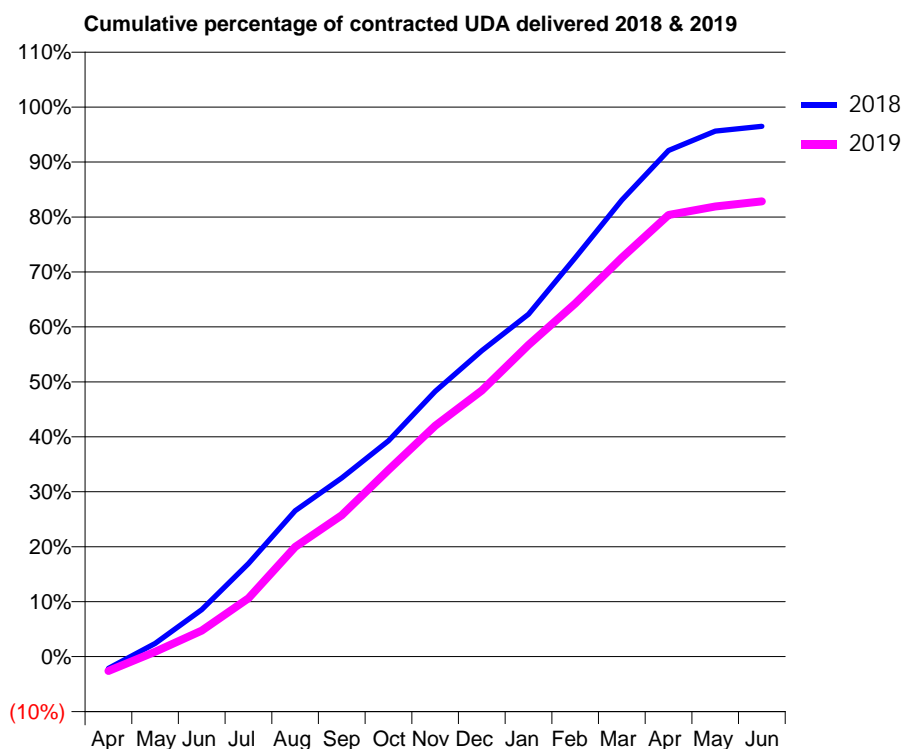
18/19 Contracted general activity (UDA)	25,239
Carry forward general activity (UDA)	882
18/19 Contracted orthodontic activity (UOA)	0
Carry forward orthodontic activity (UOA)	0
Baseline contract value	£627,618.25

ACCESS*

Patients seen in 24 months	Total	Change since previous quarter
Quarter ending March 2018	6,393	
Quarter ending June 2018	6,373	→
Quarter ending September 2018	6,392	→
Quarter ending December 2018	6,418	→
Quarter ending March 2019	6,382	→
Variance since March 2018	(0.2%)	→



ACTIVITY



Month	Adjusted Scheduled Activity (UDA)	
	2018	2019
April	-546	-664
May	611	223
June	2,156	1,200
July	4,278	2,680
August	6,703	5,038
September	8,202	6,494
October	9,911	8,571
November	12,184	10,606
December	14,052	12,224
January	15,724	14,314
February	18,321	16,223
March	20,969	18,322
April	23,248	20,280
May	24,137	20,672
June	24,356	20,905

QUALITY

	Quantity	Base Number	Contract	AT	Region	England
% of FP17s for the same patient ID Re-attending within 3 months - Children	94	1,514	6.2%	11.1%	11.5%	11.8%
% of FP17s for the same patient ID Re-attending within 3 months - Adults	886	7,002	12.7%	14.7%	15.2%	15.7%
% of FP17s for the same patient ID Re-attending between 3 & 9 months - Children	867	1,514	57.3%	58.0%	60.2%	58.9%
% of FP17s for the same patient ID Re-attending between 3 & 9 months - Adults	3,974	7,002	56.8%	48.6%	51.8%	50.8%
% of FP17s for Band 1 Urgent Courses	313	8,193	3.8%	8.7%	8.1%	9.1%
% of FP17s Relating to Free Repair or Replacements	119	8,193	1.5%	0.7%	0.8%	0.8%
% of FP17s Relating to Continuations	95	8,193	1.2%	0.8%	0.9%	0.9%
% of Patients satisfied with the dentistry they have received	0	0	N/A	94.2%	92.7%	92.5%
% of Patients satisfied with the time they had to wait for an appointment	0	0	N/A	85.1%	87.4%	87.0%

* This is based on patients treated on this contract for their most recent course of treatment. Figures in italics indicate the base number of FP17s or Patient Questionnaire responses are less than 100. N/A is shown where the base number of responses is less than 10 during the period. % is calculated as Quantity/Base number*100

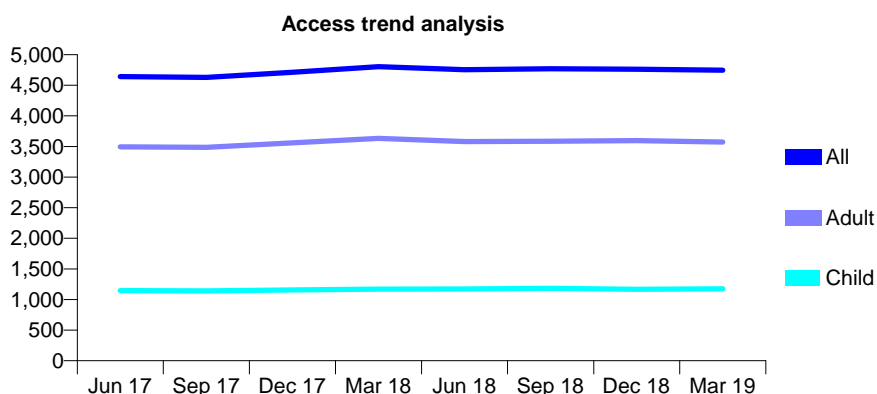
Q58 - Vital Signs At a Glance Contract Report for 917524/0001 - Year end March 2019

Name or company name	MR MA WATTS
Contract type name	GDS Contract
Purpose of contract	General
Contract start date	01/04/2006
Contract end date	

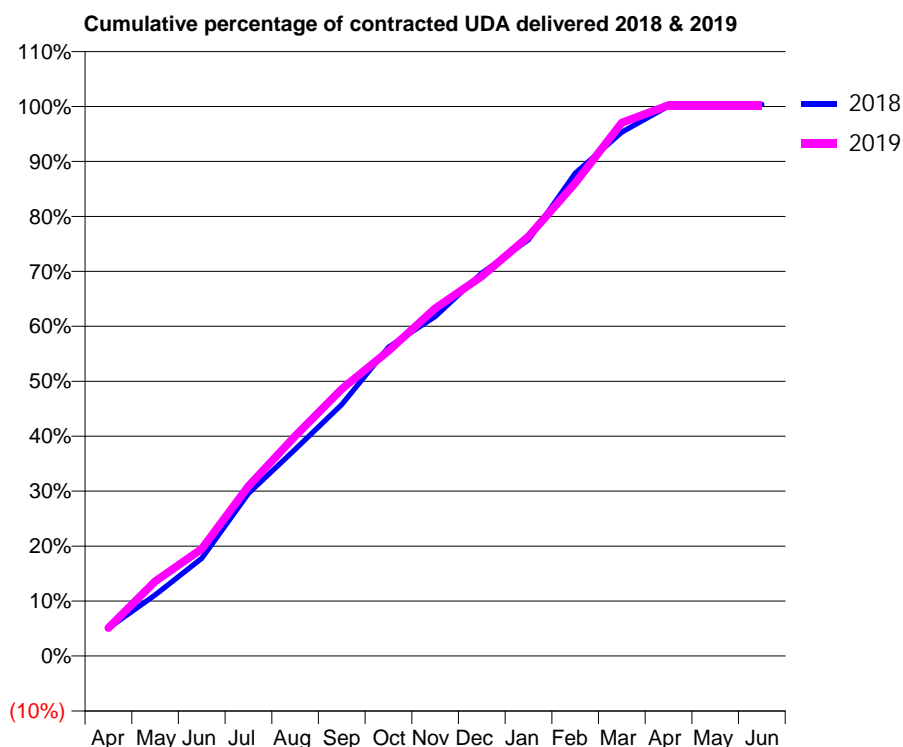
18/19 Contracted general activity (UDA)	15,310
Carry forward general activity (UDA)	-54
18/19 Contracted orthodontic activity (UOA)	0
Carry forward orthodontic activity (UOA)	0
Baseline contract value	£435,277.80

ACCESS*

Patients seen in 24 months	Total	Change since previous quarter
Quarter ending March 2018	4,803	
Quarter ending June 2018	4,754	↓
Quarter ending September 2018	4,770	→
Quarter ending December 2018	4,762	→
Quarter ending March 2019	4,746	→
Variance since March 2018	(1.2%)	↓



ACTIVITY



Month	Adjusted Scheduled Activity (UDA)	
	2018	2019
April	779	782
May	1,700	2,079
June	2,722	2,984
July	4,531	4,732
August	5,760	6,129
September	7,005	7,438
October	8,604	8,500
November	9,459	9,688
December	10,669	10,580
January	11,597	11,686
February	13,448	13,175
March	14,596	14,860
April	15,324	15,344
May	15,362	15,345
June	15,365	15,345

QUALITY

	Quantity	Base Number	Contract	AT	Region	England
% of FP17s for the same patient ID Re-attending within 3 months - Children	134	1,522	8.8%	11.1%	11.5%	11.8%
% of FP17s for the same patient ID Re-attending within 3 months - Adults	584	3,918	14.9%	14.7%	15.2%	15.7%
% of FP17s for the same patient ID Re-attending between 3 & 9 months - Children	603	1,522	39.6%	58.0%	60.2%	58.9%
% of FP17s for the same patient ID Re-attending between 3 & 9 months - Adults	1,369	3,918	34.9%	48.6%	51.8%	50.8%
% of FP17s for Band 1 Urgent Courses	509	5,336	9.5%	8.7%	8.1%	9.1%
% of FP17s Relating to Free Repair or Replacements	27	5,336	0.5%	0.7%	0.8%	0.8%
% of FP17s Relating to Continuations	122	5,336	2.3%	0.8%	0.9%	0.9%
% of Patients satisfied with the dentistry they have received	7	7	N/A	94.2%	92.7%	92.5%
% of Patients satisfied with the time they had to wait for an appointment	7	7	N/A	85.1%	87.4%	87.0%

* This is based on patients treated on this contract for their most recent course of treatment. Figures in italics indicate the base number of FP17s or Patient Questionnaire responses are less than 100. N/A is shown where the base number of responses is less than 10 during the period. % is calculated as Quantity/Base number*100

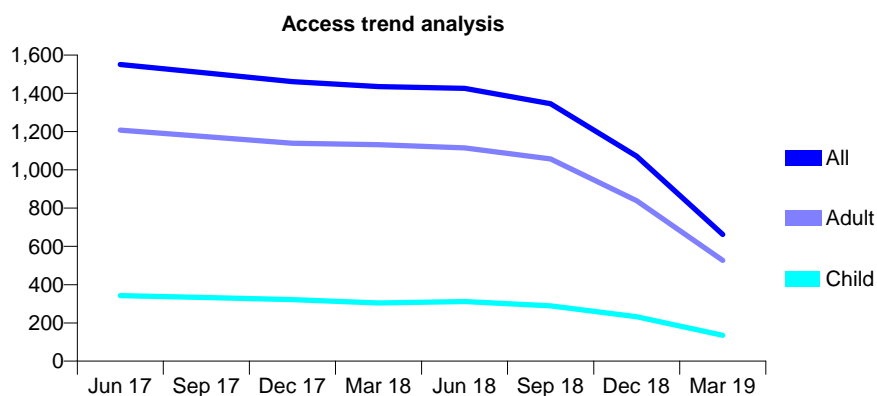
Q58 - Vital Signs At a Glance Contract Report for 927309/0001 - Year end March 2019

Name or company name	Galley Hill Dental Surgery
Contract type name	GDS Contract
Purpose of contract	General
Contract start date	01/04/2006
Contract end date	31/08/2018

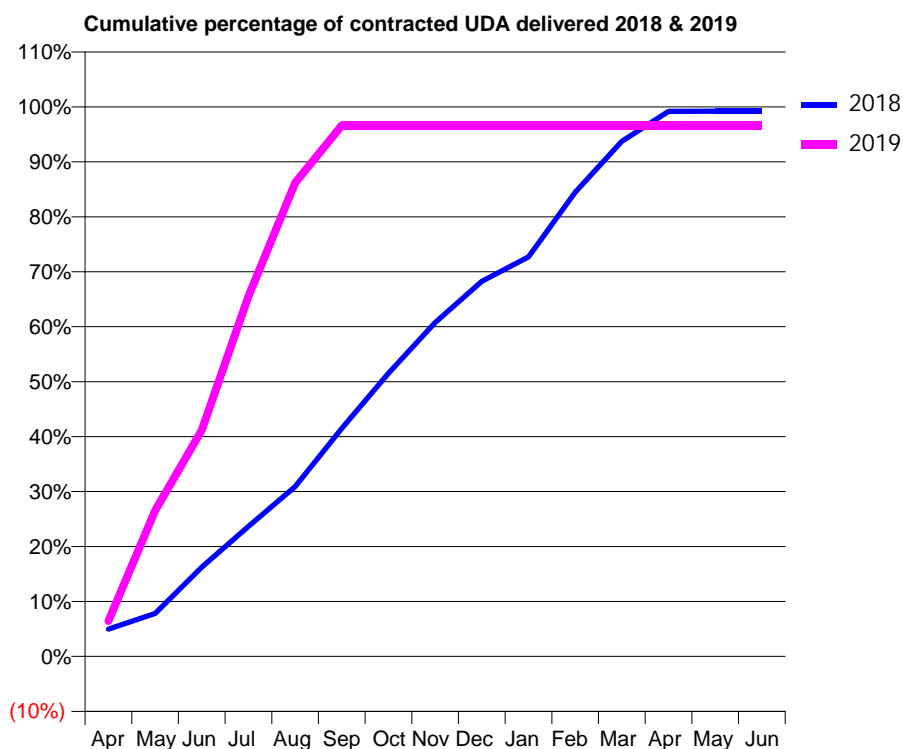
18/19 Contracted general activity (UDA)	2,292
Carry forward general activity (UDA)	42
18/19 Contracted orthodontic activity (UOA)	0
Carry forward orthodontic activity (UOA)	0
Baseline contract value	£57,164.50

ACCESS*

Patients seen in 24 months	Total	Change since previous quarter
Quarter ending March 2018	1,435	
Quarter ending June 2018	1,426	→
Quarter ending September 2018	1,346	↓
Quarter ending December 2018	1,071	↓
Quarter ending March 2019	662	↓
Variance since March 2018	(53.9%)	↓



ACTIVITY



Month	Adjusted Scheduled Activity (UDA)	
	2018	2019
April	272	148
May	431	609
June	893	944
July	1,302	1,502
August	1,699	1,976
September	2,282	2,214
October	2,835	2,214
November	3,342	2,214
December	3,754	2,214
January	3,998	2,214
February	4,646	2,214
March	5,156	2,214
April	5,454	2,214
May	5,457	2,214
June	5,457	2,214

QUALITY

	Quantity	Base Number	Contract	AT	Region	England
% of FP17s for the same patient ID Re-attending within 3 months - Children	9	202	4.5%	11.1%	11.5%	11.8%
% of FP17s for the same patient ID Re-attending within 3 months - Adults	73	761	9.6%	14.7%	15.2%	15.7%
% of FP17s for the same patient ID Re-attending between 3 & 9 months - Children	118	202	58.4%	58.0%	60.2%	58.9%
% of FP17s for the same patient ID Re-attending between 3 & 9 months - Adults	484	761	63.6%	48.6%	51.8%	50.8%
% of FP17s for Band 1 Urgent Courses	47	880	5.3%	8.7%	8.1%	9.1%
% of FP17s Relating to Free Repair or Replacements	2	880	0.2%	0.7%	0.8%	0.8%
% of FP17s Relating to Continuations	0	880	0.0%	0.8%	0.9%	0.9%
% of Patients satisfied with the dentistry they have received	0	0	N/A	94.2%	92.7%	92.5%
% of Patients satisfied with the time they had to wait for an appointment	0	0	N/A	85.1%	87.4%	87.0%

* This is based on patients treated on this contract for their most recent course of treatment. Figures in italics indicate the base number of FP17s or Patient Questionnaire responses are less than 100. N/A is shown where the base number of responses is less than 10 during the period. % is calculated as Quantity/Base number*100

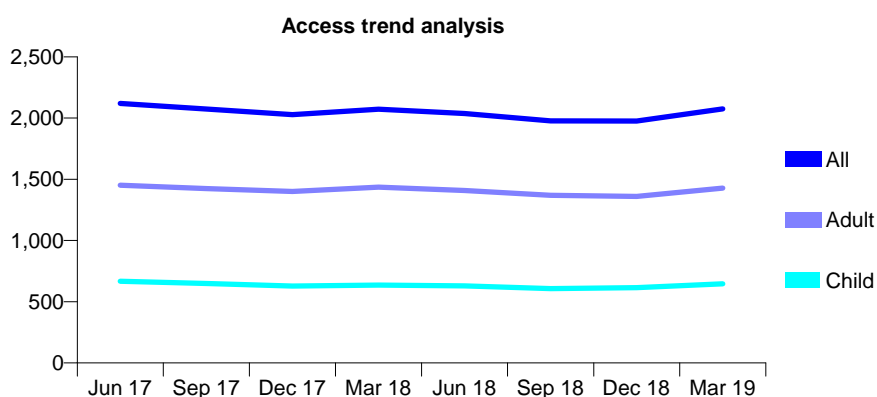
Q58 - Vital Signs At a Glance Contract Report for 927384/0002 - Year end March 2019

Name or company name	MR M SHAH
Contract type name	GDS Contract
Purpose of contract	General
Contract start date	01/04/2006
Contract end date	

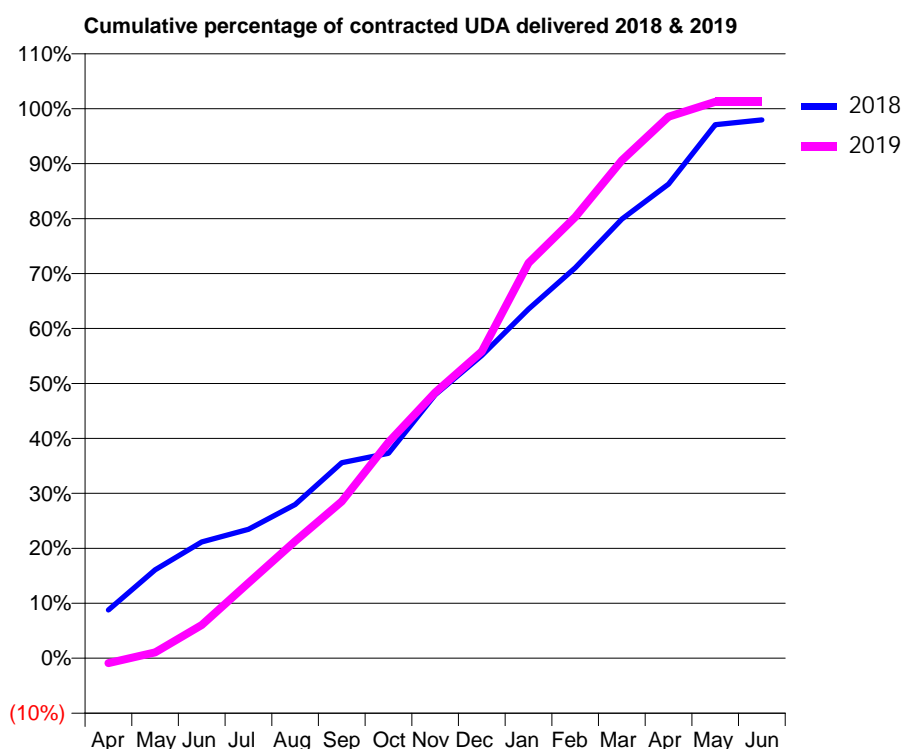
18/19 Contracted general activity (UDA)	6,266
Carry forward general activity (UDA)	128
18/19 Contracted orthodontic activity (UOA)	0
Carry forward orthodontic activity (UOA)	0
Baseline contract value	£167,523.86

ACCESS*

Patients seen in 24 months	Total	Change since previous quarter
Quarter ending March 2018	2,072	
Quarter ending June 2018	2,038	↓
Quarter ending September 2018	1,977	↓
Quarter ending December 2018	1,975	→
Quarter ending March 2019	2,075	↑
Variance since March 2018	0.1%	→



ACTIVITY



Adjusted Scheduled Activity (UDA)		
Month	2018	2019
April	550	-57
May	1,008	68
June	1,326	379
July	1,470	859
August	1,752	1,334
September	2,228	1,788
October	2,337	2,463
November	3,006	3,030
December	3,451	3,497
January	3,981	4,506
February	4,452	5,030
March	5,006	5,676
April	5,406	6,174
May	6,083	6,345
June	6,137	6,345

QUALITY

	Quantity	Base Number	Contract	AT	Region	England
% of FP17s for the same patient ID Re-attending within 3 months - Children	38	959	4.0%	11.1%	11.5%	11.8%
% of FP17s for the same patient ID Re-attending within 3 months - Adults	231	1,937	11.9%	14.7%	15.2%	15.7%
% of FP17s for the same patient ID Re-attending between 3 & 9 months - Children	560	959	58.4%	58.0%	60.2%	58.9%
% of FP17s for the same patient ID Re-attending between 3 & 9 months - Adults	884	1,937	45.6%	48.6%	51.8%	50.8%
% of FP17s for Band 1 Urgent Courses	211	2,745	7.7%	8.7%	8.1%	9.1%
% of FP17s Relating to Free Repair or Replacements	6	2,745	0.2%	0.7%	0.8%	0.8%
% of FP17s Relating to Continuations	17	2,745	0.6%	0.8%	0.9%	0.9%
% of Patients satisfied with the dentistry they have received	4	4	N/A	94.2%	92.7%	92.5%
% of Patients satisfied with the time they had to wait for an appointment	3	4	N/A	85.1%	87.4%	87.0%

* This is based on patients treated on this contract for their most recent course of treatment.

Figures in italics indicate the base number of FP17s or Patient Questionnaire responses are less than 100. N/A is shown where the base number of responses is less than 10 during the period. % is calculated as Quantity/Base number*100

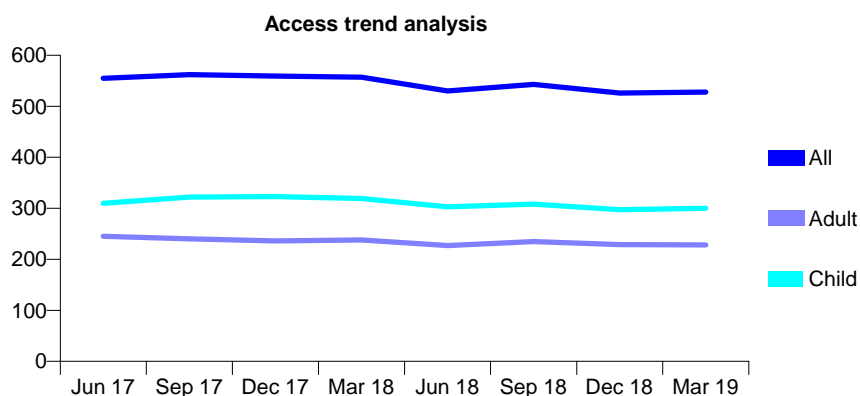
Q58 - Vital Signs At a Glance Contract Report for 927473/0001 - Year end March 2019

Name or company name	MISS PE PRICE
Contract type name	GDS Contract
Purpose of contract	General
Contract start date	02/10/2013
Contract end date	

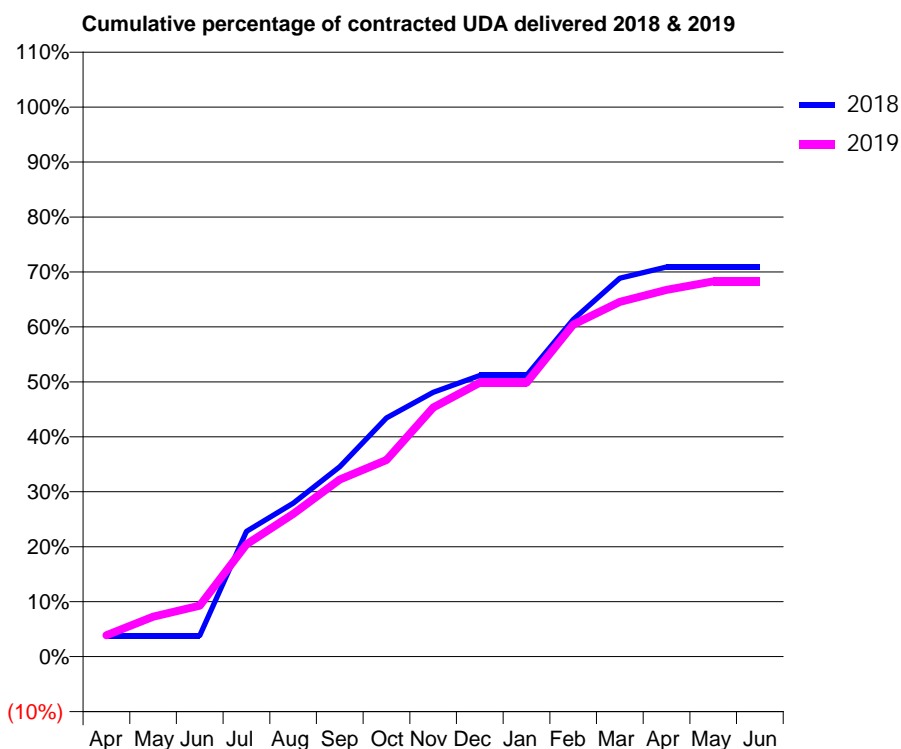
18/19 Contracted general activity (UDA)	1,500
Carry forward general activity (UDA)	0
18/19 Contracted orthodontic activity (UOA)	0
Carry forward orthodontic activity (UOA)	0
Baseline contract value	£31,417.25

ACCESS*

Patients seen in 24 months	Total	Change since previous quarter
Quarter ending March 2018	557	
Quarter ending June 2018	530	↓
Quarter ending September 2018	543	↑
Quarter ending December 2018	526	↓
Quarter ending March 2019	528	→
Variance since March 2018	(5.2%)	↓



ACTIVITY



Month	Adjusted Scheduled Activity (UDA)	
	2018	2019
April	58	58
May	58	109
June	58	139
July	342	307
August	419	390
September	518	484
October	651	537
November	721	680
December	767	747
January	767	747
February	920	906
March	1,033	968
April	1,063	1,001
May	1,063	1,024
June	1,063	1,024

QUALITY

	Quantity	Base Number	Contract	AT	Region	England
% of FP17s for the same patient ID Re-attending within 3 months - Children	27	452	6.0%	11.1%	11.5%	11.8%
% of FP17s for the same patient ID Re-attending within 3 months - Adults	23	253	9.1%	14.7%	15.2%	15.7%
% of FP17s for the same patient ID Re-attending between 3 & 9 months - Children	302	452	66.8%	58.0%	60.2%	58.9%
% of FP17s for the same patient ID Re-attending between 3 & 9 months - Adults	155	253	61.3%	48.6%	51.8%	50.8%
% of FP17s for Band 1 Urgent Courses	32	711	4.5%	8.7%	8.1%	9.1%
% of FP17s Relating to Free Repair or Replacements	1	711	0.1%	0.7%	0.8%	0.8%
% of FP17s Relating to Continuations	1	711	0.1%	0.8%	0.9%	0.9%
% of Patients satisfied with the dentistry they have received	0	0	N/A	94.2%	92.7%	92.5%
% of Patients satisfied with the time they had to wait for an appointment	0	0	N/A	85.1%	87.4%	87.0%

* This is based on patients treated on this contract for their most recent course of treatment. Figures in italics indicate the base number of FP17s or Patient Questionnaire responses are less than 100. N/A is shown where the base number of responses is less than 10 during the period. % is calculated as Quantity/Base number*100

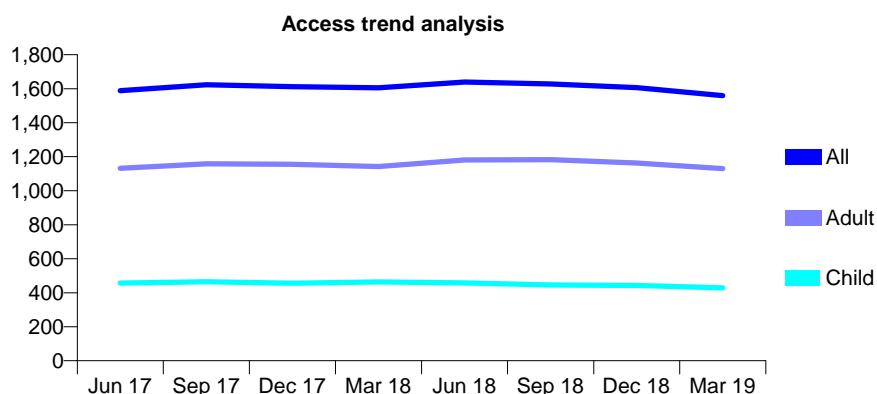
Q58 - Vital Signs At a Glance Contract Report for 935522/0001 - Year end March 2019

Name or company name	MISS P ABDOLLAHI
Contract type name	GDS Contract
Purpose of contract	General
Contract start date	01/04/2006
Contract end date	

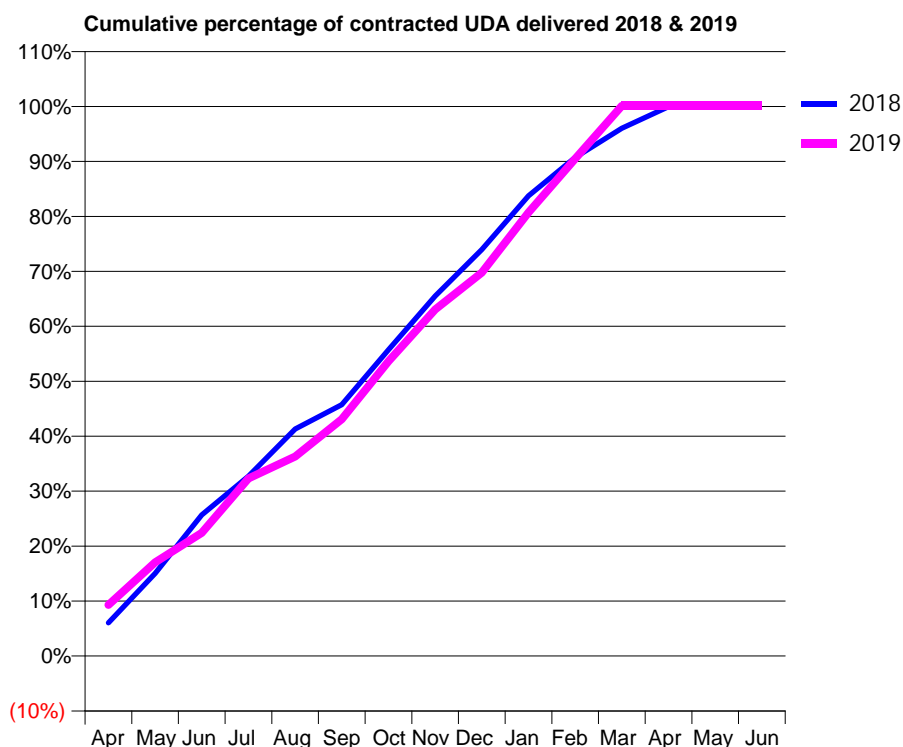
18/19 Contracted general activity (UDA)	3,914
Carry forward general activity (UDA)	-2
18/19 Contracted orthodontic activity (UOA)	0
Carry forward orthodontic activity (UOA)	0
Baseline contract value	£101,925.50

ACCESS*

Patients seen in 24 months	Total	Change since previous quarter
Quarter ending March 2018	1,605	
Quarter ending June 2018	1,639	↑
Quarter ending September 2018	1,628	→
Quarter ending December 2018	1,606	↓
Quarter ending March 2019	1,559	↓
Variance since March 2018	(2.9%)	↓



ACTIVITY



Month	Adjusted Scheduled Activity (UDA)	
	2018	2019
April	237	364
May	588	667
June	1,005	877
July	1,281	1,265
August	1,617	1,421
September	1,790	1,686
October	2,181	2,100
November	2,564	2,468
December	2,895	2,731
January	3,277	3,160
February	3,551	3,543
March	3,759	3,918
April	3,913	3,918
May	3,916	3,918
June	3,916	3,918

QUALITY

	Quantity	Base Number	Contract	AT	Region	England
% of FP17s for the same patient ID Re-attending within 3 months - Children	33	540	6.1%	11.1%	11.5%	11.8%
% of FP17s for the same patient ID Re-attending within 3 months - Adults	174	1,429	12.2%	14.7%	15.2%	15.7%
% of FP17s for the same patient ID Re-attending between 3 & 9 months - Children	254	540	47.0%	58.0%	60.2%	58.9%
% of FP17s for the same patient ID Re-attending between 3 & 9 months - Adults	642	1,429	44.9%	48.6%	51.8%	50.8%
% of FP17s for Band 1 Urgent Courses	107	1,873	5.7%	8.7%	8.1%	9.1%
% of FP17s Relating to Free Repair or Replacements	6	1,873	0.3%	0.7%	0.8%	0.8%
% of FP17s Relating to Continuations	14	1,873	0.7%	0.8%	0.9%	0.9%
% of Patients satisfied with the dentistry they have received	0	0	N/A	94.2%	92.7%	92.5%
% of Patients satisfied with the time they had to wait for an appointment	0	0	N/A	85.1%	87.4%	87.0%

* This is based on patients treated on this contract for their most recent course of treatment. Figures in italics indicate the base number of FP17s or Patient Questionnaire responses are less than 100. N/A is shown where the base number of responses is less than 10 during the period. % is calculated as Quantity/Base number*100

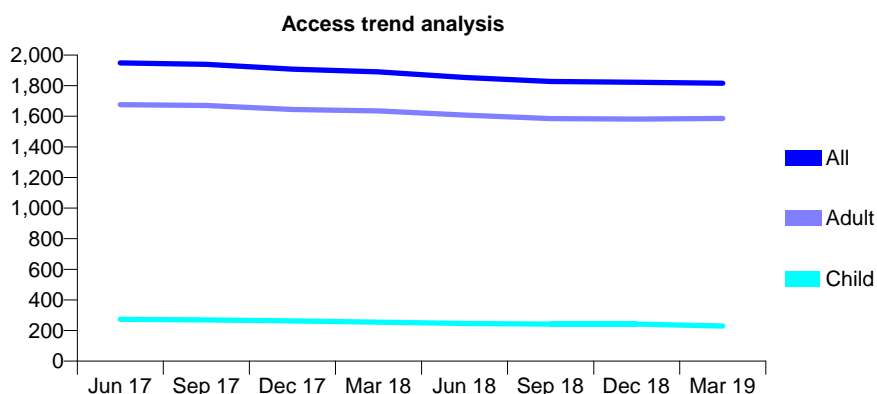
Q58 - Vital Signs At a Glance Contract Report for 935778/0001 - Year end March 2019

Name or company name	MR M MOKHTARI
Contract type name	GDS Contract
Purpose of contract	General
Contract start date	01/04/2006
Contract end date	

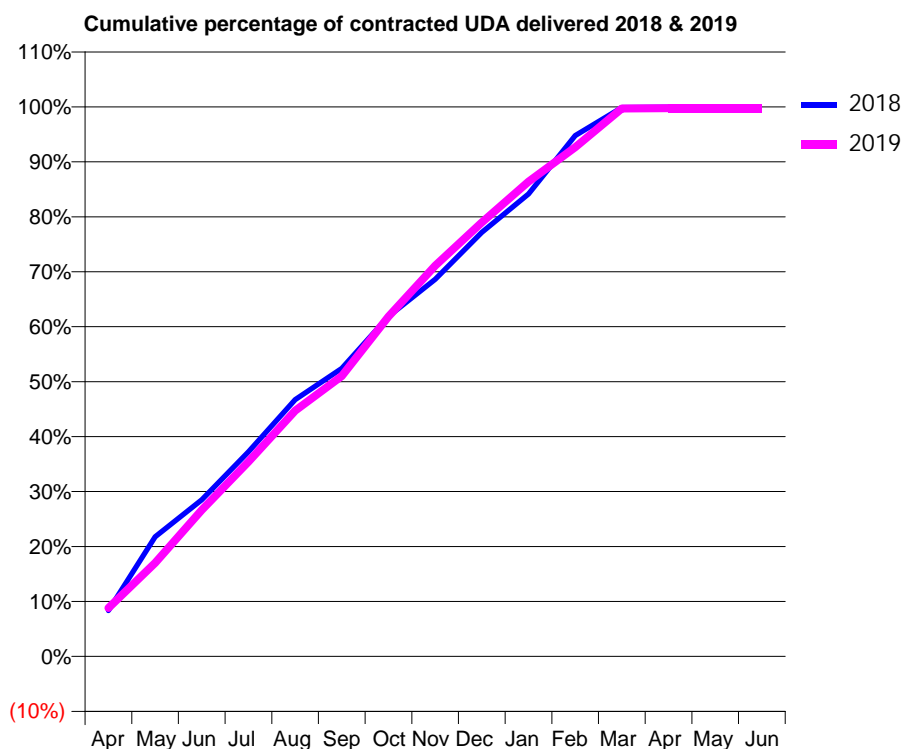
18/19 Contracted general activity (UDA)	6,756
Carry forward general activity (UDA)	6
18/19 Contracted orthodontic activity (UOA)	0
Carry forward orthodontic activity (UOA)	0
Baseline contract value	£210,982.43

ACCESS*

Patients seen in 24 months	Total	Change since previous quarter
Quarter ending March 2018	1,890	
Quarter ending June 2018	1,853	↓
Quarter ending September 2018	1,827	↓
Quarter ending December 2018	1,823	→
Quarter ending March 2019	1,816	→
Variance since March 2018	(3.9%)	↓



ACTIVITY



Month	Adjusted Scheduled Activity (UDA)	
	2018	2019
April	565	596
May	1,472	1,150
June	1,925	1,800
July	2,516	2,392
August	3,157	3,021
September	3,540	3,447
October	4,180	4,179
November	4,635	4,805
December	5,213	5,335
January	5,684	5,836
February	6,403	6,258
March	6,747	6,735
April	6,750	6,738
May	6,750	6,738
June	6,750	6,738

QUALITY

	Quantity	Base Number	Contract	AT	Region	England
% of FP17s for the same patient ID Re-attending within 3 months - Children	17	401	4.2%	11.1%	11.5%	11.8%
% of FP17s for the same patient ID Re-attending within 3 months - Adults	462	3,009	15.4%	14.7%	15.2%	15.7%
% of FP17s for the same patient ID Re-attending between 3 & 9 months - Children	296	401	73.8%	58.0%	60.2%	58.9%
% of FP17s for the same patient ID Re-attending between 3 & 9 months - Adults	2,187	3,009	72.7%	48.6%	51.8%	50.8%
% of FP17s for Band 1 Urgent Courses	37	3,413	1.1%	8.7%	8.1%	9.1%
% of FP17s Relating to Free Repair or Replacements	47	3,413	1.4%	0.7%	0.8%	0.8%
% of FP17s Relating to Continuations	35	3,413	1.0%	0.8%	0.9%	0.9%
% of Patients satisfied with the dentistry they have received	0	0	N/A	94.2%	92.7%	92.5%
% of Patients satisfied with the time they had to wait for an appointment	0	0	N/A	85.1%	87.4%	87.0%

* This is based on patients treated on this contract for their most recent course of treatment. Figures in italics indicate the base number of FP17s or Patient Questionnaire responses are less than 100. N/A is shown where the base number of responses is less than 10 during the period. % is calculated as Quantity/Base number*100

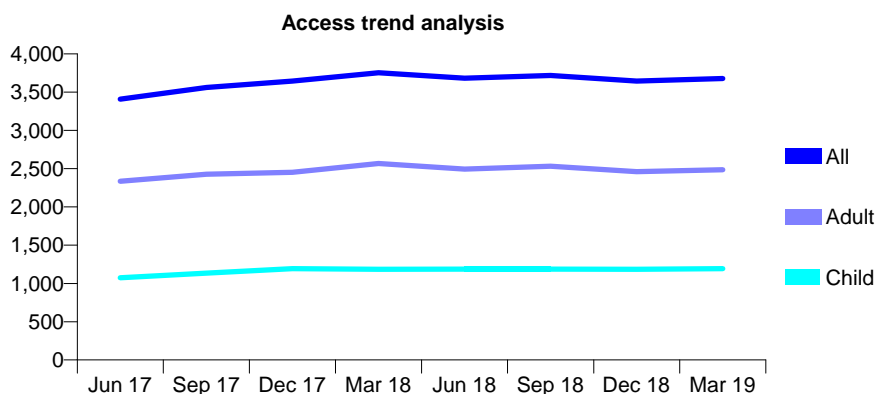
Q58 - Vital Signs At a Glance Contract Report for 939544/0001 - Year end March 2019

Name or company name	MISS SS WADHWANI
Contract type name	GDS Contract
Purpose of contract	General
Contract start date	01/04/2006
Contract end date	

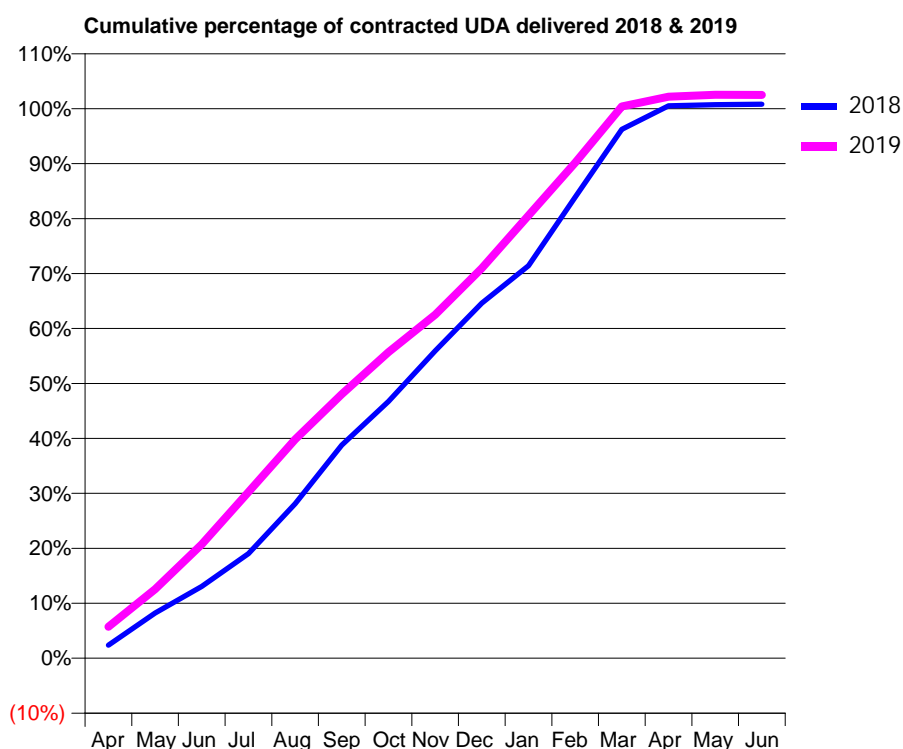
18/19 Contracted general activity (UDA)	7,512
Carry forward general activity (UDA)	-59
18/19 Contracted orthodontic activity (UOA)	0
Carry forward orthodontic activity (UOA)	0
Baseline contract value	£240,567.63

ACCESS*

Patients seen in 24 months	Total	Change since previous quarter
Quarter ending March 2018	3,754	
Quarter ending June 2018	3,682	↓
Quarter ending September 2018	3,718	→
Quarter ending December 2018	3,646	↓
Quarter ending March 2019	3,679	→
Variance since March 2018	(2.0%)	↓



ACTIVITY



Month	Adjusted Scheduled Activity (UDA)	
	2018	2019
April	179	430
May	619	943
June	981	1,555
July	1,431	2,273
August	2,111	2,992
September	2,913	3,609
October	3,509	4,184
November	4,202	4,696
December	4,854	5,329
January	5,366	6,053
February	6,304	6,773
March	7,229	7,543
April	7,551	7,675
May	7,565	7,701
June	7,571	7,699

QUALITY

	Quantity	Base Number	Contract	AT	Region	England
% of FP17s for the same patient ID Re-attending within 3 months - Children	71	1,493	4.8%	11.1%	11.5%	11.8%
% of FP17s for the same patient ID Re-attending within 3 months - Adults	310	2,764	11.2%	14.7%	15.2%	15.7%
% of FP17s for the same patient ID Re-attending between 3 & 9 months - Children	643	1,493	43.1%	58.0%	60.2%	58.9%
% of FP17s for the same patient ID Re-attending between 3 & 9 months - Adults	1,034	2,764	37.4%	48.6%	51.8%	50.8%
% of FP17s for Band 1 Urgent Courses	442	3,996	11.1%	8.7%	8.1%	9.1%
% of FP17s Relating to Free Repair or Replacements	25	3,996	0.6%	0.7%	0.8%	0.8%
% of FP17s Relating to Continuations	28	3,996	0.7%	0.8%	0.9%	0.9%
% of Patients satisfied with the dentistry they have received	0	0	N/A	94.2%	92.7%	92.5%
% of Patients satisfied with the time they had to wait for an appointment	0	0	N/A	85.1%	87.4%	87.0%

* This is based on patients treated on this contract for their most recent course of treatment. Figures in italics indicate the base number of FP17s or Patient Questionnaire responses are less than 100. N/A is shown where the base number of responses is less than 10 during the period. % is calculated as Quantity/Base number*100

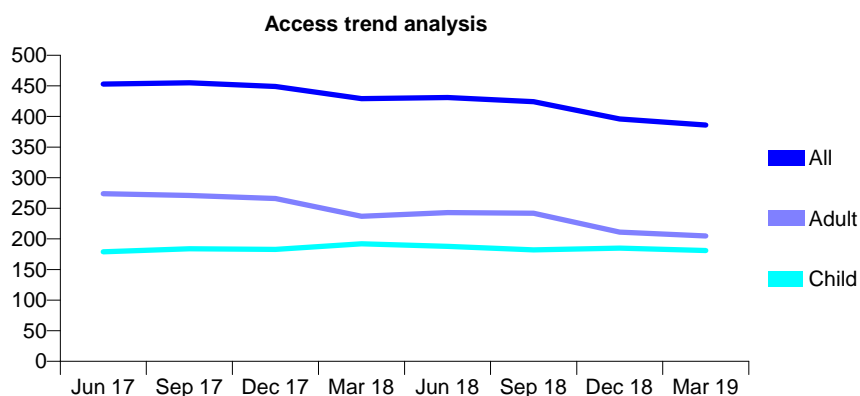
Q58 - Vital Signs At a Glance Contract Report for 940984/0001 - Year end March 2019

Name or company name	MR NL SLACK
Contract type name	GDS Contract
Purpose of contract	General
Contract start date	01/04/2006
Contract end date	

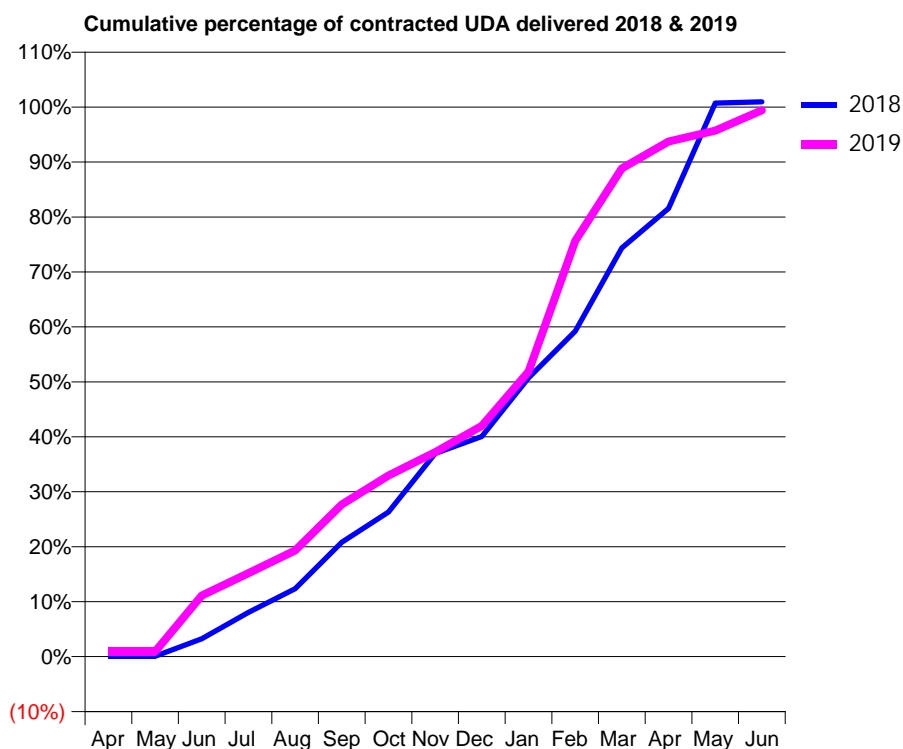
18/19 Contracted general activity (UDA)	1,326
Carry forward general activity (UDA)	-12
18/19 Contracted orthodontic activity (UOA)	0
Carry forward orthodontic activity (UOA)	0
Baseline contract value	£38,943.37

ACCESS*

Patients seen in 24 months	Total	Change since previous quarter
Quarter ending March 2018	429	
Quarter ending June 2018	431	→
Quarter ending September 2018	424	↓
Quarter ending December 2018	396	↓
Quarter ending March 2019	386	↓
Variance since March 2018	(10.0%)	↓



ACTIVITY



Month	Adjusted Scheduled Activity (UDA)	
	2018	2019
April	1	12
May	1	12
June	43	147
July	107	201
August	164	256
September	276	367
October	349	437
November	490	494
December	531	557
January	672	687
February	785	1,003
March	986	1,178
April	1,081	1,243
May	1,335	1,269
June	1,338	1,318

QUALITY

	Quantity	Base Number	Contract	AT	Region	England
% of FP17s for the same patient ID Re-attending within 3 months - Children	27	388	7.0%	11.1%	11.5%	11.8%
% of FP17s for the same patient ID Re-attending within 3 months - Adults	27	230	11.7%	14.7%	15.2%	15.7%
% of FP17s for the same patient ID Re-attending between 3 & 9 months - Children	279	388	71.9%	58.0%	60.2%	58.9%
% of FP17s for the same patient ID Re-attending between 3 & 9 months - Adults	120	230	52.2%	48.6%	51.8%	50.8%
% of FP17s for Band 1 Urgent Courses	13	545	2.4%	8.7%	8.1%	9.1%
% of FP17s Relating to Free Repair or Replacements	0	545	0.0%	0.7%	0.8%	0.8%
% of FP17s Relating to Continuations	1	545	0.2%	0.8%	0.9%	0.9%
% of Patients satisfied with the dentistry they have received	0	0	N/A	94.2%	92.7%	92.5%
% of Patients satisfied with the time they had to wait for an appointment	0	0	N/A	85.1%	87.4%	87.0%

* This is based on patients treated on this contract for their most recent course of treatment. Figures in italics indicate the base number of FP17s or Patient Questionnaire responses are less than 100. N/A is shown where the base number of responses is less than 10 during the period. % is calculated as Quantity/Base number*100

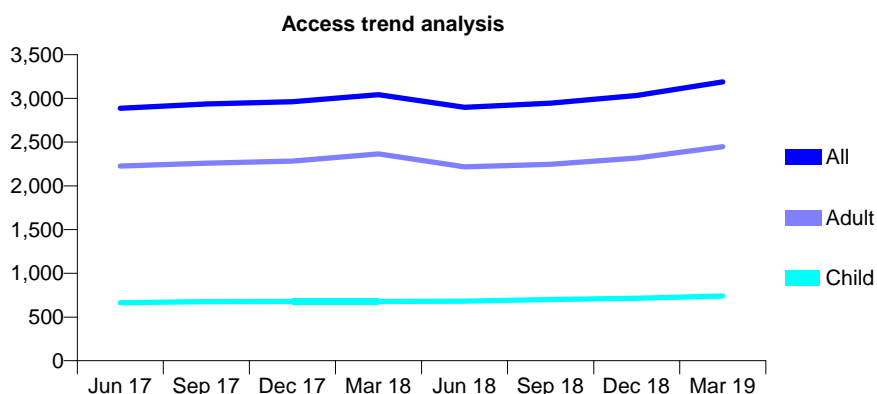
Q58 - Vital Signs At a Glance Contract Report for 941034/0001 - Year end March 2019

Name or company name	Highfield Dental Practice
Contract type name	GDS Contract
Purpose of contract	General
Contract start date	12/08/2013
Contract end date	

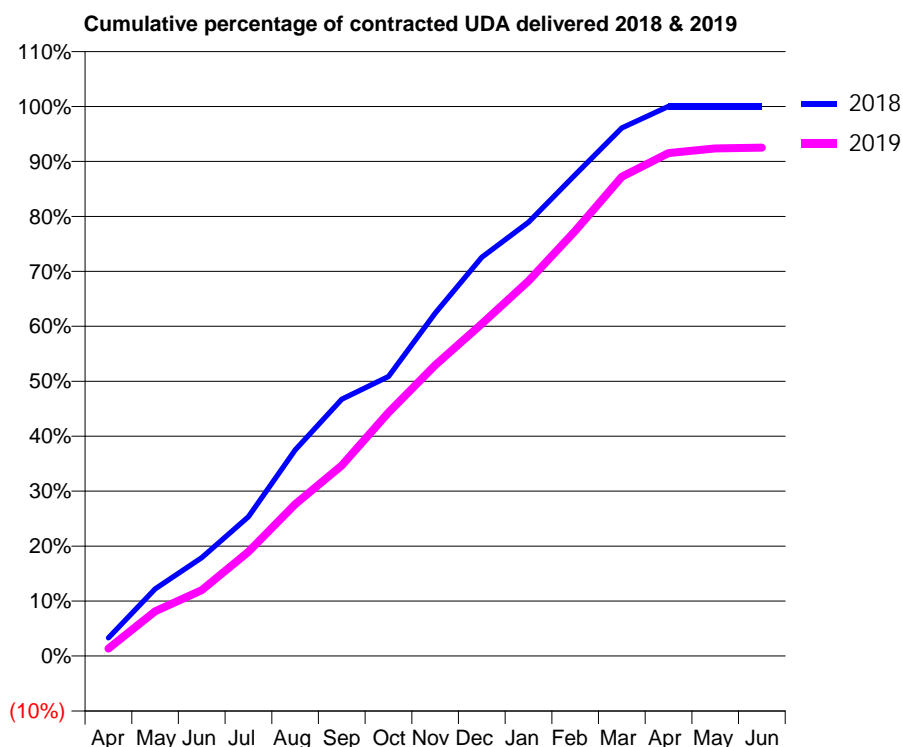
18/19 Contracted general activity (UDA)	10,085
Carry forward general activity (UDA)	-1
18/19 Contracted orthodontic activity (UOA)	0
Carry forward orthodontic activity (UOA)	0
Baseline contract value	£261,974.78

ACCESS*

Patients seen in 24 months	Total	Change since previous quarter
Quarter ending March 2018	3,043	
Quarter ending June 2018	2,898	↓
Quarter ending September 2018	2,946	→
Quarter ending December 2018	3,032	↑
Quarter ending March 2019	3,190	↑
Variance since March 2018	4.8%	↑



ACTIVITY



Month	Adjusted Scheduled Activity (UDA)	
	2018	2019
April	334	137
May	1,233	822
June	1,805	1,209
July	2,556	1,913
August	3,781	2,787
September	4,712	3,497
October	5,129	4,470
November	6,293	5,339
December	7,319	6,095
January	7,960	6,884
February	8,833	7,802
March	9,689	8,794
April	10,086	9,231
May	10,086	9,313
June	10,086	9,331

QUALITY

	Quantity	Base Number	Contract	AT	Region	England
% of FP17s for the same patient ID Re-attending within 3 months - Children	62	1,040	6.0%	11.1%	11.5%	11.8%
% of FP17s for the same patient ID Re-attending within 3 months - Adults	499	3,231	15.4%	14.7%	15.2%	15.7%
% of FP17s for the same patient ID Re-attending between 3 & 9 months - Children	557	1,040	53.6%	58.0%	60.2%	58.9%
% of FP17s for the same patient ID Re-attending between 3 & 9 months - Adults	1,435	3,231	44.4%	48.6%	51.8%	50.8%
% of FP17s for Band 1 Urgent Courses	513	4,370	11.7%	8.7%	8.1%	9.1%
% of FP17s Relating to Free Repair or Replacements	21	4,370	0.5%	0.7%	0.8%	0.8%
% of FP17s Relating to Continuations	59	4,370	1.4%	0.8%	0.9%	0.9%
% of Patients satisfied with the dentistry they have received	1	1	N/A	94.2%	92.7%	92.5%
% of Patients satisfied with the time they had to wait for an appointment	0	1	N/A	85.1%	87.4%	87.0%

* This is based on patients treated on this contract for their most recent course of treatment. Figures in italics indicate the base number of FP17s or Patient Questionnaire responses are less than 100. N/A is shown where the base number of responses is less than 10 during the period. % is calculated as Quantity/Base number*100

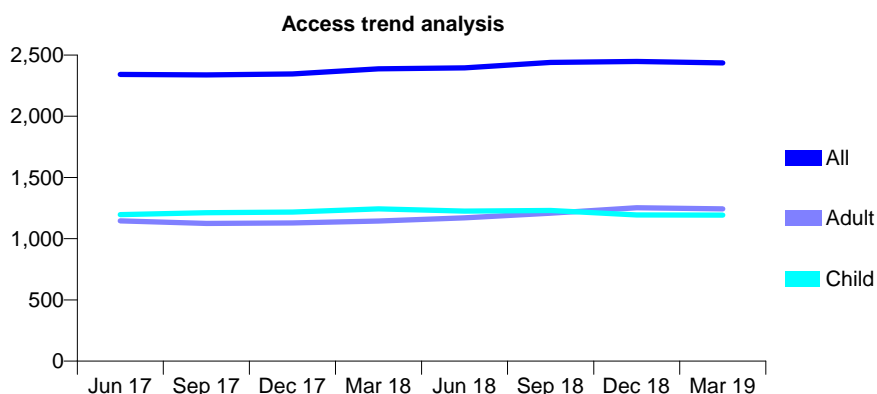
Q58 - Vital Signs At a Glance Contract Report for 943959/0001 - Year end March 2019

Name or company name	MR K THANKI
Contract type name	GDS Contract
Purpose of contract	General
Contract start date	01/04/2006
Contract end date	

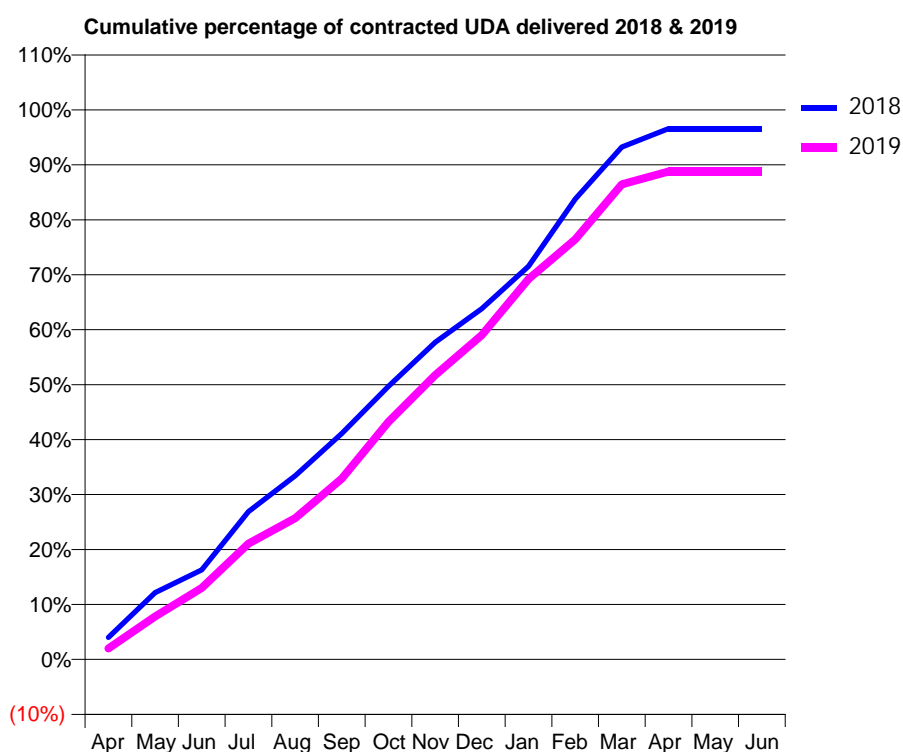
18/19 Contracted general activity (UDA)	10,870
Carry forward general activity (UDA)	371
18/19 Contracted orthodontic activity (UOA)	0
Carry forward orthodontic activity (UOA)	0
Baseline contract value	£363,951.92

ACCESS*

Patients seen in 24 months	Total	Change since previous quarter
Quarter ending March 2018	2,387	
Quarter ending June 2018	2,396	→
Quarter ending September 2018	2,439	→
Quarter ending December 2018	2,447	→
Quarter ending March 2019	2,436	→
Variance since March 2018	2.1%	↑



ACTIVITY



Month	2018	2019
April	438	216
May	1,322	850
June	1,772	1,412
July	2,924	2,290
August	3,632	2,795
September	4,466	3,575
October	5,402	4,699
November	6,273	5,626
December	6,938	6,417
January	7,775	7,522
February	9,105	8,309
March	10,132	9,396
April	10,498	9,650
May	10,498	9,650
June	10,498	9,650

QUALITY

	Quantity	Base Number	Contract	AT	Region	England
% of FP17s for the same patient ID Re-attending within 3 months - Children	126	1,785	7.1%	11.1%	11.5%	11.8%
% of FP17s for the same patient ID Re-attending within 3 months - Adults	253	1,676	15.1%	14.7%	15.2%	15.7%
% of FP17s for the same patient ID Re-attending between 3 & 9 months - Children	1,135	1,785	63.6%	58.0%	60.2%	58.9%
% of FP17s for the same patient ID Re-attending between 3 & 9 months - Adults	899	1,676	53.6%	48.6%	51.8%	50.8%
% of FP17s for Band 1 Urgent Courses	42	3,430	1.2%	8.7%	8.1%	9.1%
% of FP17s Relating to Free Repair or Replacements	5	3,430	0.1%	0.7%	0.8%	0.8%
% of FP17s Relating to Continuations	3	3,430	0.1%	0.8%	0.9%	0.9%
% of Patients satisfied with the dentistry they have received	1	1	N/A	94.2%	92.7%	92.5%
% of Patients satisfied with the time they had to wait for an appointment	1	1	N/A	85.1%	87.4%	87.0%

* This is based on patients treated on this contract for their most recent course of treatment. Figures in italics indicate the base number of FP17s or Patient Questionnaire responses are less than 100. N/A is shown where the base number of responses is less than 10 during the period. % is calculated as Quantity/Base number*100

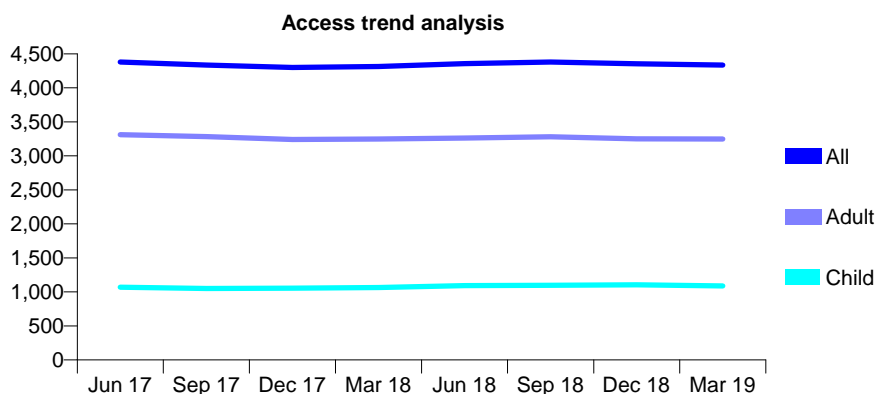
Q58 - Vital Signs At a Glance Contract Report for 946656/0002 - Year end March 2019

Name or company name	MR GS LIDDER
Contract type name	GDS Contract
Purpose of contract	General
Contract start date	22/12/2007
Contract end date	

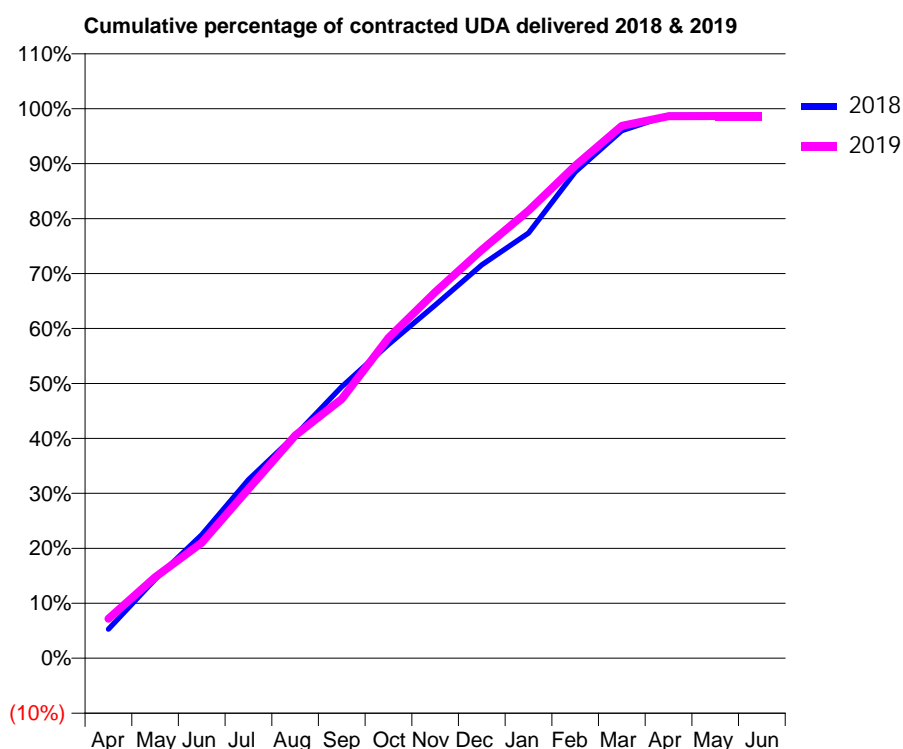
18/19 Contracted general activity (UDA)	10,493
Carry forward general activity (UDA)	122
18/19 Contracted orthodontic activity (UOA)	0
Carry forward orthodontic activity (UOA)	0
Baseline contract value	£369,160.88

ACCESS*

Patients seen in 24 months	Total	Change since previous quarter
Quarter ending March 2018	4,314	
Quarter ending June 2018	4,355	→
Quarter ending September 2018	4,380	→
Quarter ending December 2018	4,354	→
Quarter ending March 2019	4,336	→
Variance since March 2018	0.5%	→



ACTIVITY



Month	2018	2019
April	556	753
May	1,508	1,550
June	2,358	2,204
July	3,408	3,232
August	4,256	4,253
September	5,185	4,950
October	5,990	6,116
November	6,745	6,991
December	7,510	7,798
January	8,115	8,546
February	9,286	9,404
March	10,071	10,165
April	10,367	10,350
May	10,371	10,353
June	10,371	10,353

QUALITY

	Quantity	Base Number	Contract	AT	Region	England
% of FP17s for the same patient ID Re-attending within 3 months - Children	160	1,835	8.7%	11.1%	11.5%	11.8%
% of FP17s for the same patient ID Re-attending within 3 months - Adults	669	4,254	15.7%	14.7%	15.2%	15.7%
% of FP17s for the same patient ID Re-attending between 3 & 9 months - Children	1,112	1,835	60.6%	58.0%	60.2%	58.9%
% of FP17s for the same patient ID Re-attending between 3 & 9 months - Adults	2,323	4,254	54.6%	48.6%	51.8%	50.8%
% of FP17s for Band 1 Urgent Courses	423	5,304	8.0%	8.7%	8.1%	9.1%
% of FP17s Relating to Free Repair or Replacements	32	5,304	0.6%	0.7%	0.8%	0.8%
% of FP17s Relating to Continuations	32	5,304	0.6%	0.8%	0.9%	0.9%
% of Patients satisfied with the dentistry they have received	1	1	N/A	94.2%	92.7%	92.5%
% of Patients satisfied with the time they had to wait for an appointment	1	1	N/A	85.1%	87.4%	87.0%

* This is based on patients treated on this contract for their most recent course of treatment. Figures in italics indicate the base number of FP17s or Patient Questionnaire responses are less than 100. N/A is shown where the base number of responses is less than 10 during the period. % is calculated as Quantity/Base number*100

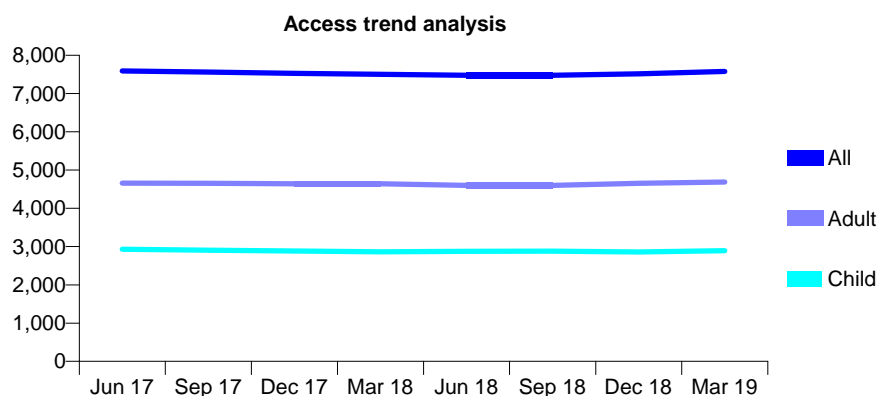
Q58 - Vital Signs At a Glance Contract Report for 946931/0001 - Year end March 2019

Name or company name	All Smiles Dental Care
Contract type name	GDS Contract
Purpose of contract	General
Contract start date	01/04/2006
Contract end date	

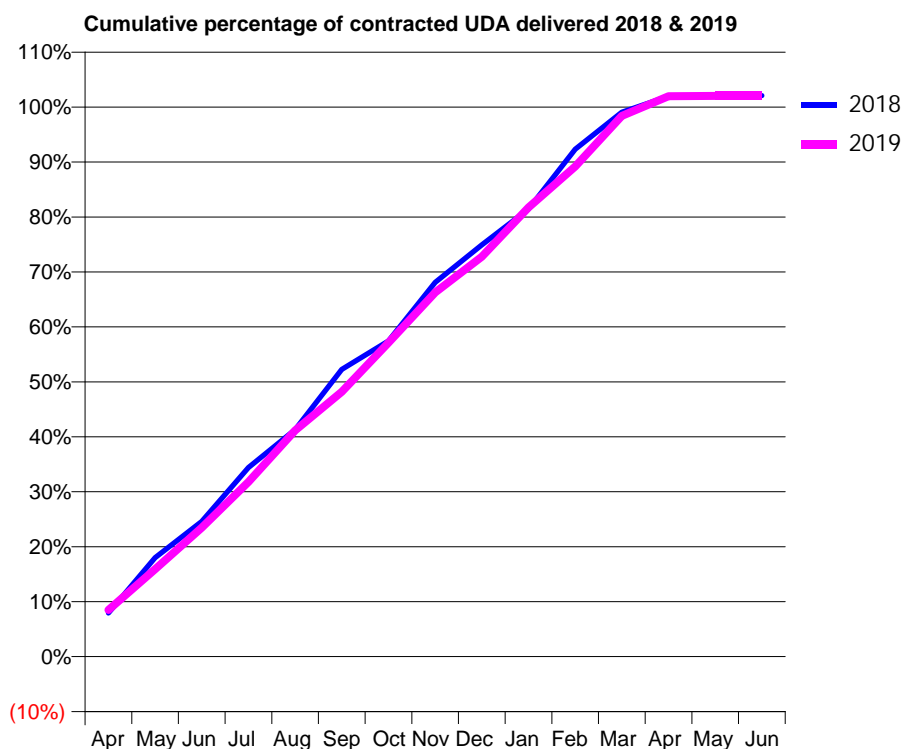
18/19 Contracted general activity (UDA)	15,649
Carry forward general activity (UDA)	-312
18/19 Contracted orthodontic activity (UOA)	0
Carry forward orthodontic activity (UOA)	0
Baseline contract value	£428,322.37

ACCESS*

Patients seen in 24 months	Total	Change since previous quarter
Quarter ending March 2018	7,504	
Quarter ending June 2018	7,476	→
Quarter ending September 2018	7,478	→
Quarter ending December 2018	7,514	→
Quarter ending March 2019	7,578	→
Variance since March 2018	1.0%	→



ACTIVITY



Month	Adjusted Scheduled Activity (UDA)	
	2018	2019
April	1,245	1,326
May	2,820	2,488
June	3,849	3,669
July	5,383	4,978
August	6,465	6,444
September	8,178	7,541
October	8,990	8,942
November	10,658	10,370
December	11,725	11,386
January	12,743	12,791
February	14,449	13,957
March	15,499	15,396
April	15,960	15,959
May	15,966	15,966
June	15,973	15,967

QUALITY

	Quantity	Base Number	Contract	AT	Region	England
% of FP17s for the same patient ID Re-attending within 3 months - Children	248	4,466	5.6%	11.1%	11.5%	11.8%
% of FP17s for the same patient ID Re-attending within 3 months - Adults	599	6,022	9.9%	14.7%	15.2%	15.7%
% of FP17s for the same patient ID Re-attending between 3 & 9 months - Children	2,992	4,466	67.0%	58.0%	60.2%	58.9%
% of FP17s for the same patient ID Re-attending between 3 & 9 months - Adults	3,597	6,022	59.7%	48.6%	51.8%	50.8%
% of FP17s for Band 1 Urgent Courses	709	10,590	6.7%	8.7%	8.1%	9.1%
% of FP17s Relating to Free Repair or Replacements	3	10,590	0.0%	0.7%	0.8%	0.8%
% of FP17s Relating to Continuations	51	10,590	0.5%	0.8%	0.9%	0.9%
% of Patients satisfied with the dentistry they have received	2	2	N/A	94.2%	92.7%	92.5%
% of Patients satisfied with the time they had to wait for an appointment	2	2	N/A	85.1%	87.4%	87.0%

* This is based on patients treated on this contract for their most recent course of treatment. Figures in italics indicate the base number of FP17s or Patient Questionnaire responses are less than 100. N/A is shown where the base number of responses is less than 10 during the period. % is calculated as Quantity/Base number*100

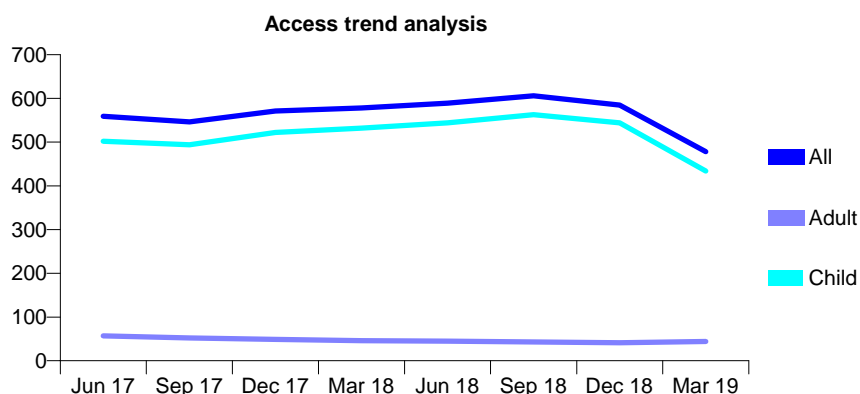
Q58 - Vital Signs At a Glance Contract Report for 951056/0001 - Year end March 2019

Name or company name	Uma Madhav
Contract type name	GDS Contract
Purpose of contract	General
Contract start date	01/04/2006
Contract end date	

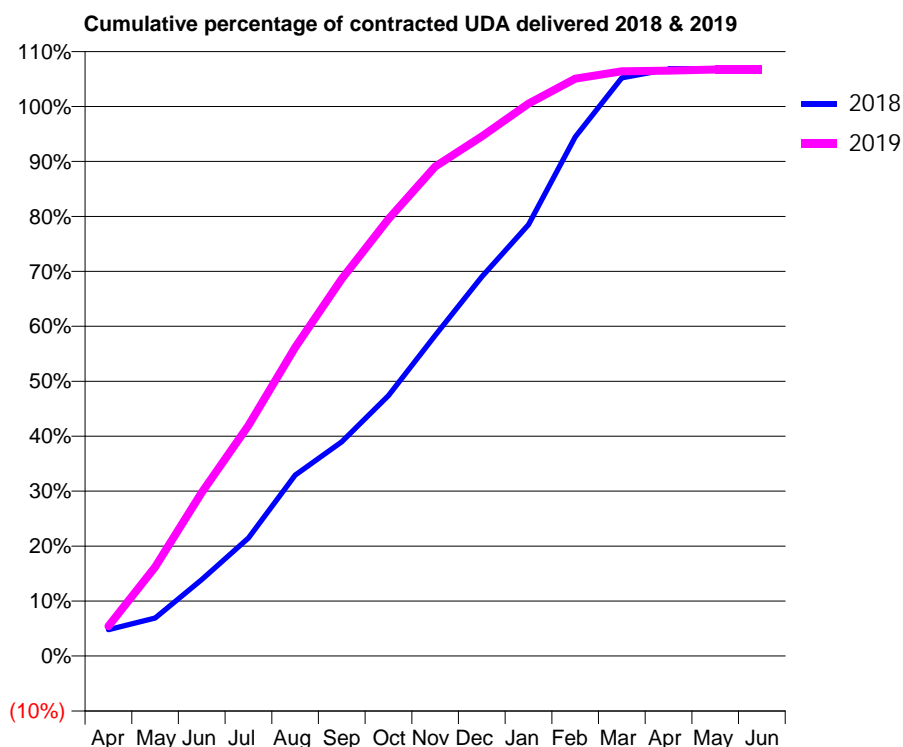
18/19 Contracted general activity (UDA)	980
Carry forward general activity (UDA)	-19
18/19 Contracted orthodontic activity (UOA)	0
Carry forward orthodontic activity (UOA)	0
Baseline contract value	£25,672.83

ACCESS*

Patients seen in 24 months	Total	Change since previous quarter
Quarter ending March 2018	578	
Quarter ending June 2018	589	→
Quarter ending September 2018	606	↑
Quarter ending December 2018	585	↓
Quarter ending March 2019	478	↓
Variance since March 2018	(17.3%)	↓



ACTIVITY



Month	Adjusted Scheduled Activity (UDA)	
	2018	2019
April	47	53
May	68	159
June	136	291
July	211	411
August	323	550
September	382	672
October	465	779
November	572	873
December	676	927
January	769	985
February	926	1,030
March	1,031	1,043
April	1,046	1,044
May	1,046	1,046
June	1,046	1,046

QUALITY

	Quantity	Base Number	Contract	AT	Region	England
% of FP17s for the same patient ID Re-attending within 3 months - Children	64	744	8.6%	11.1%	11.5%	11.8%
% of FP17s for the same patient ID Re-attending within 3 months - Adults	0	0	N/A	14.7%	15.2%	15.7%
% of FP17s for the same patient ID Re-attending between 3 & 9 months - Children	408	744	54.8%	58.0%	60.2%	58.9%
% of FP17s for the same patient ID Re-attending between 3 & 9 months - Adults	0	0	N/A	48.6%	51.8%	50.8%
% of FP17s for Band 1 Urgent Courses	29	727	4.0%	8.7%	8.1%	9.1%
% of FP17s Relating to Free Repair or Replacements	0	727	0.0%	0.7%	0.8%	0.8%
% of FP17s Relating to Continuations	4	727	0.6%	0.8%	0.9%	0.9%
% of Patients satisfied with the dentistry they have received	0	0	N/A	94.2%	92.7%	92.5%
% of Patients satisfied with the time they had to wait for an appointment	0	0	N/A	85.1%	87.4%	87.0%

* This is based on patients treated on this contract for their most recent course of treatment. Figures in italics indicate the base number of FP17s or Patient Questionnaire responses are less than 100. N/A is shown where the base number of responses is less than 10 during the period. % is calculated as Quantity/Base number*100

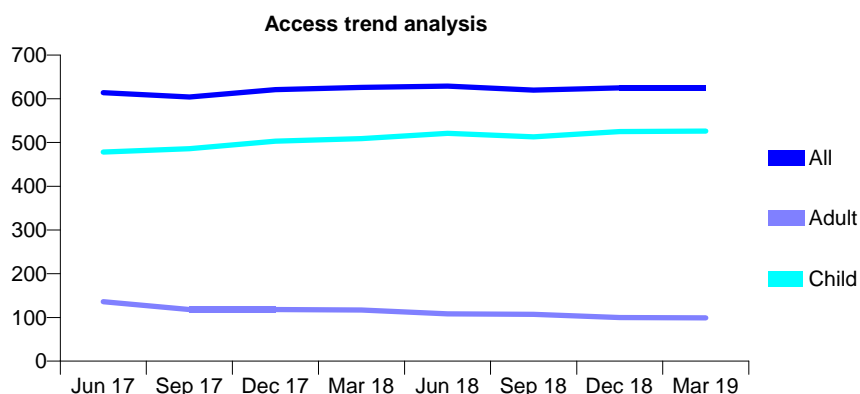
Q58 - Vital Signs At a Glance Contract Report for 952451/0001 - Year end March 2019

Name or company name	MISS D GANGULI
Contract type name	GDS Contract
Purpose of contract	General
Contract start date	01/12/2010
Contract end date	

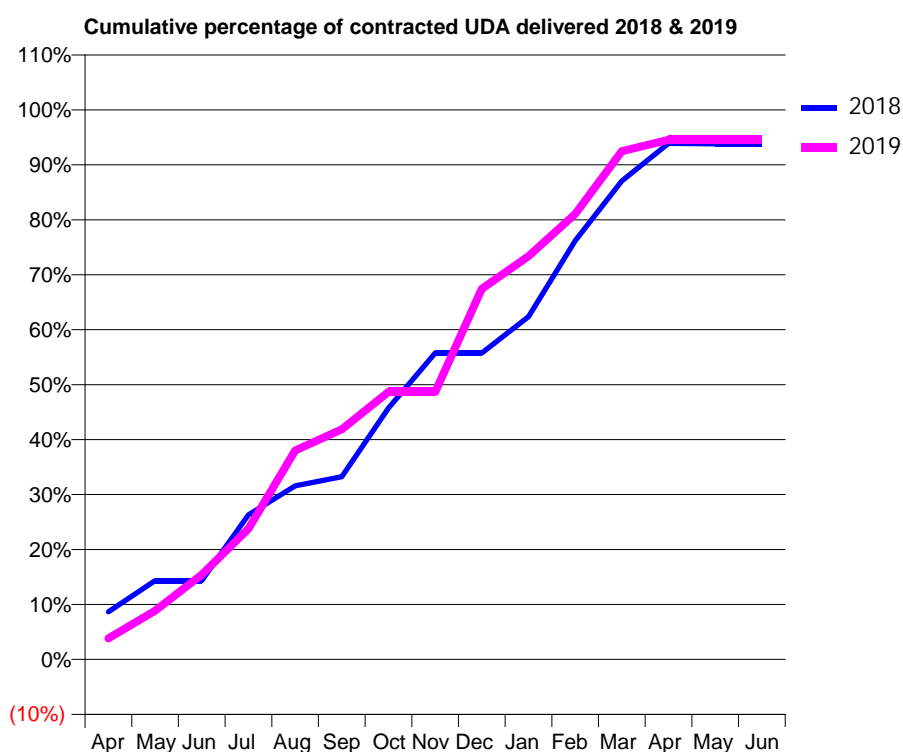
18/19 Contracted general activity (UDA)	1,146
Carry forward general activity (UDA)	0
18/19 Contracted orthodontic activity (UOA)	0
Carry forward orthodontic activity (UOA)	0
Baseline contract value	£32,411.36

ACCESS*

Patients seen in 24 months	Total	Change since previous quarter
Quarter ending March 2018	626	
Quarter ending June 2018	629	→
Quarter ending September 2018	620	↓
Quarter ending December 2018	625	→
Quarter ending March 2019	625	→
Variance since March 2018	(0.2%)	→



ACTIVITY



Month	2018	2019
April	99	44
May	164	102
June	164	177
July	302	272
August	362	436
September	381	480
October	524	558
November	639	558
December	639	773
January	715	841
February	873	929
March	998	1,060
April	1,076	1,083
May	1,075	1,083
June	1,075	1,083

QUALITY

	Quantity	Base Number	Contract	AT	Region	England
% of FP17s for the same patient ID Re-attending within 3 months - Children	30	787	3.8%	11.1%	11.5%	11.8%
% of FP17s for the same patient ID Re-attending within 3 months - Adults	11	88	12.5%	14.7%	15.2%	15.7%
% of FP17s for the same patient ID Re-attending between 3 & 9 months - Children	478	787	60.7%	58.0%	60.2%	58.9%
% of FP17s for the same patient ID Re-attending between 3 & 9 months - Adults	39	88	44.3%	48.6%	51.8%	50.8%
% of FP17s for Band 1 Urgent Courses	46	839	5.5%	8.7%	8.1%	9.1%
% of FP17s Relating to Free Repair or Replacements	0	839	0.0%	0.7%	0.8%	0.8%
% of FP17s Relating to Continuations	0	839	0.0%	0.8%	0.9%	0.9%
% of Patients satisfied with the dentistry they have received	1	1	N/A	94.2%	92.7%	92.5%
% of Patients satisfied with the time they had to wait for an appointment	1	1	N/A	85.1%	87.4%	87.0%

* This is based on patients treated on this contract for their most recent course of treatment. Figures in italics indicate the base number of FP17s or Patient Questionnaire responses are less than 100. N/A is shown where the base number of responses is less than 10 during the period. % is calculated as Quantity/Base number*100

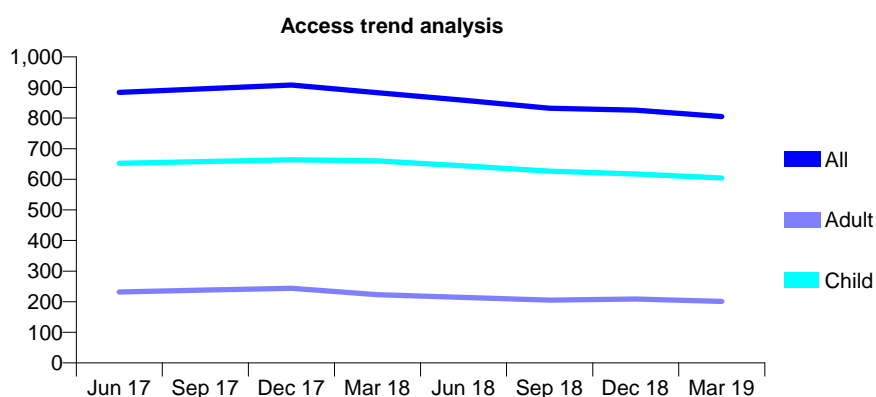
Q58 - Vital Signs At a Glance Contract Report for 960845/0001 - Year end March 2019

Name or company name	MR K SAEED
Contract type name	GDS Contract
Purpose of contract	General
Contract start date	05/02/2008
Contract end date	

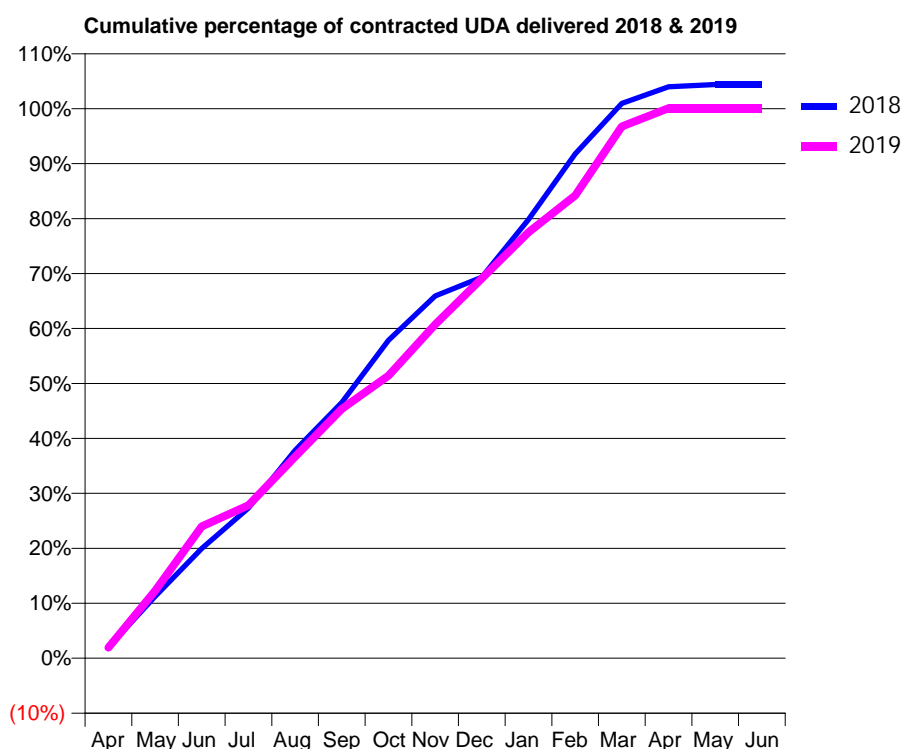
18/19 Contracted general activity (UDA)	1,938
Carry forward general activity (UDA)	-38
18/19 Contracted orthodontic activity (UOA)	0
Carry forward orthodontic activity (UOA)	0
Baseline contract value	£43,117.90

ACCESS*

Patients seen in 24 months	Total	Change since previous quarter
Quarter ending March 2018	883	
Quarter ending June 2018	858	↓
Quarter ending September 2018	832	↓
Quarter ending December 2018	826	→
Quarter ending March 2019	805	↓
Variance since March 2018	(8.8%)	↓



ACTIVITY



Adjusted Scheduled Activity (UDA)		
Month	2018	2019
April	39	38
May	218	238
June	387	465
July	530	539
August	734	711
September	902	879
October	1,121	996
November	1,278	1,177
December	1,343	1,339
January	1,547	1,502
February	1,778	1,632
March	1,957	1,875
April	2,015	1,939
May	2,023	1,939
June	2,023	1,939

QUALITY

	Quantity	Base Number	Contract	AT	Region	England
% of FP17s for the same patient ID Re-attending within 3 months - Children	45	930	4.8%	11.1%	11.5%	11.8%
% of FP17s for the same patient ID Re-attending within 3 months - Adults	27	244	11.1%	14.7%	15.2%	15.7%
% of FP17s for the same patient ID Re-attending between 3 & 9 months - Children	666	930	71.6%	58.0%	60.2%	58.9%
% of FP17s for the same patient ID Re-attending between 3 & 9 months - Adults	154	244	63.1%	48.6%	51.8%	50.8%
% of FP17s for Band 1 Urgent Courses	32	1,161	2.8%	8.7%	8.1%	9.1%
% of FP17s Relating to Free Repair or Replacements	0	1,161	0.0%	0.7%	0.8%	0.8%
% of FP17s Relating to Continuations	0	1,161	0.0%	0.8%	0.9%	0.9%
% of Patients satisfied with the dentistry they have received	0	0	N/A	94.2%	92.7%	92.5%
% of Patients satisfied with the time they had to wait for an appointment	0	0	N/A	85.1%	87.4%	87.0%

* This is based on patients treated on this contract for their most recent course of treatment.

Figures in italics indicate the base number of FP17s or Patient Questionnaire responses are less than 100. N/A is shown where the base number of responses is less than 10 during the period. % is calculated as Quantity/Base number*100

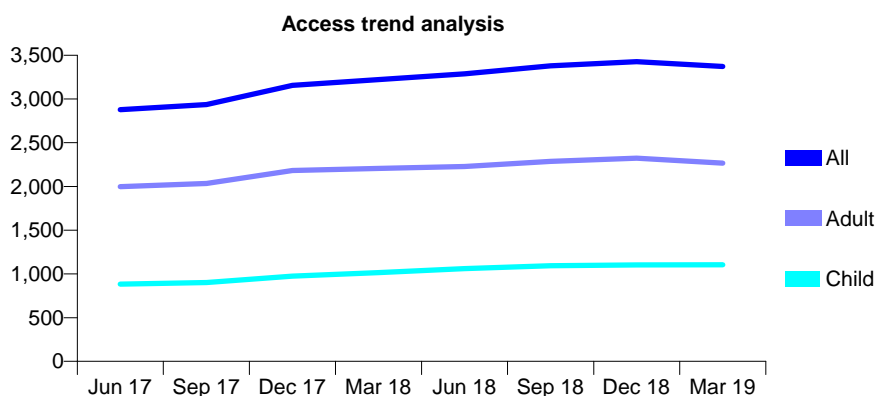
Q58 - Vital Signs At a Glance Contract Report for 963577/0001 - Year end March 2019

Name or company name	MR VB SHAH
Contract type name	GDS Contract
Purpose of contract	General
Contract start date	01/05/2011
Contract end date	

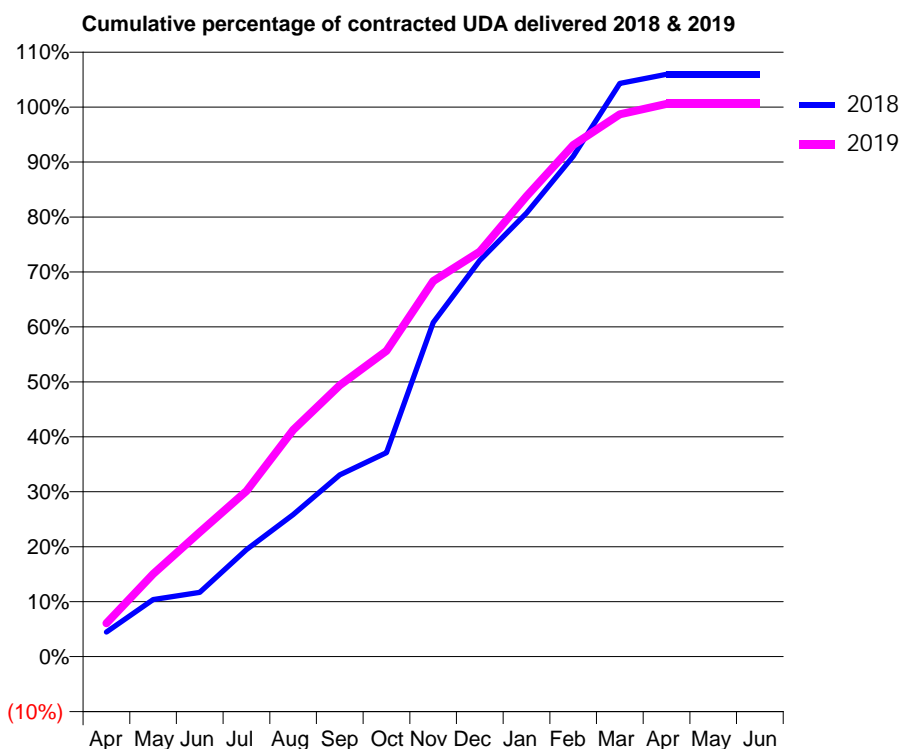
18/19 Contracted general activity (UDA)	8,207
Carry forward general activity (UDA)	-164
18/19 Contracted orthodontic activity (UOA)	0
Carry forward orthodontic activity (UOA)	0
Baseline contract value	£208,939.44

ACCESS*

Patients seen in 24 months	Total	Change since previous quarter
Quarter ending March 2018	3,221	
Quarter ending June 2018	3,288	↑
Quarter ending September 2018	3,379	↑
Quarter ending December 2018	3,426	→
Quarter ending March 2019	3,372	↓
Variance since March 2018	4.7%	↑



ACTIVITY



Month	Adjusted Scheduled Activity (UDA)	
	2018	2019
April	368	498
May	852	1,235
June	960	1,858
July	1,599	2,473
August	2,122	3,388
September	2,713	4,052
October	3,046	4,566
November	4,990	5,607
December	5,917	6,047
January	6,626	6,875
February	7,472	7,641
March	8,561	8,100
April	8,696	8,253
May	8,696	8,253
June	8,696	8,254

QUALITY

	Quantity	Base Number	Contract	AT	Region	England
% of FP17s for the same patient ID Re-attending within 3 months - Children	117	1,440	8.1%	11.1%	11.5%	11.8%
% of FP17s for the same patient ID Re-attending within 3 months - Adults	329	2,372	13.9%	14.7%	15.2%	15.7%
% of FP17s for the same patient ID Re-attending between 3 & 9 months - Children	769	1,440	53.4%	58.0%	60.2%	58.9%
% of FP17s for the same patient ID Re-attending between 3 & 9 months - Adults	997	2,372	42.0%	48.6%	51.8%	50.8%
% of FP17s for Band 1 Urgent Courses	459	3,531	13.0%	8.7%	8.1%	9.1%
% of FP17s Relating to Free Repair or Replacements	13	3,531	0.4%	0.7%	0.8%	0.8%
% of FP17s Relating to Continuations	32	3,531	0.9%	0.8%	0.9%	0.9%
% of Patients satisfied with the dentistry they have received	1	1	N/A	94.2%	92.7%	92.5%
% of Patients satisfied with the time they had to wait for an appointment	1	1	N/A	85.1%	87.4%	87.0%

* This is based on patients treated on this contract for their most recent course of treatment. Figures in italics indicate the base number of FP17s or Patient Questionnaire responses are less than 100. N/A is shown where the base number of responses is less than 10 during the period. % is calculated as Quantity/Base number*100

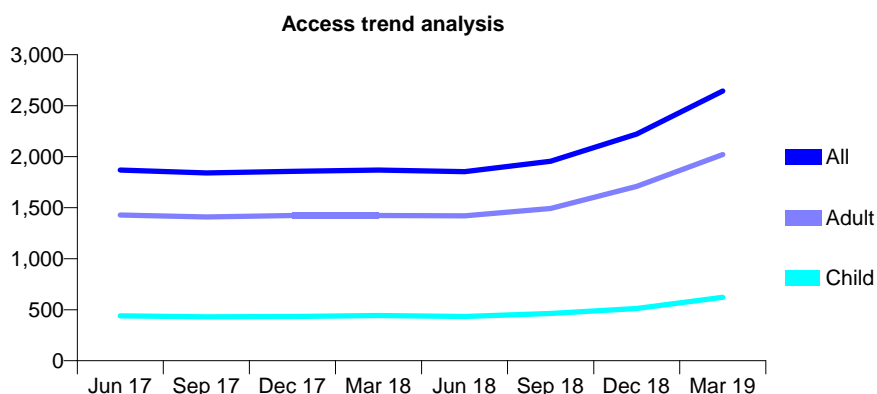
Q58 - Vital Signs At a Glance Contract Report for 963623/0001 - Year end March 2019

Name or company name	MRS FD AIMEY
Contract type name	GDS Contract
Purpose of contract	General
Contract start date	02/10/2006
Contract end date	

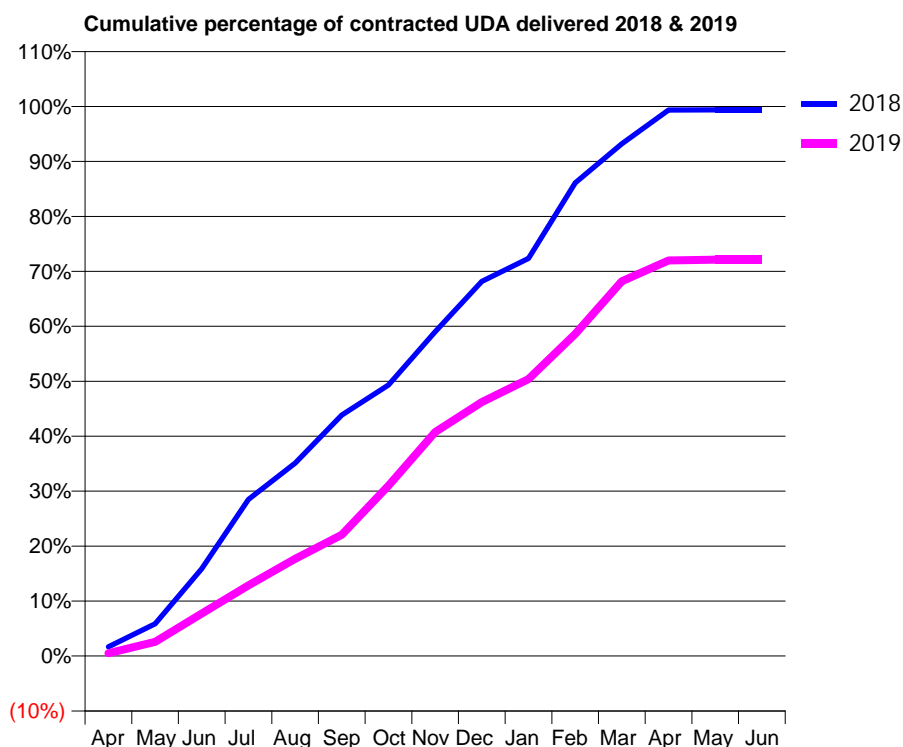
18/19 Contracted general activity (UDA)	11,125
Carry forward general activity (UDA)	76
18/19 Contracted orthodontic activity (UOA)	0
Carry forward orthodontic activity (UOA)	0
Baseline contract value	£218,086.13

ACCESS*

Patients seen in 24 months	Total	Change since previous quarter
Quarter ending March 2018	1,868	
Quarter ending June 2018	1,853	→
Quarter ending September 2018	1,955	↑
Quarter ending December 2018	2,221	↑
Quarter ending March 2019	2,644	↑
Variance since March 2018	41.5%	↑



ACTIVITY



Month	Adjusted Scheduled Activity (UDA)	
	2018	2019
April	94	59
May	330	289
June	893	861
July	1,603	1,430
August	1,975	1,969
September	2,466	2,456
October	2,774	3,450
November	3,319	4,534
December	3,833	5,142
January	4,069	5,607
February	4,843	6,521
March	5,243	7,587
April	5,588	8,006
May	5,591	8,023
June	5,591	8,023

QUALITY

	Quantity	Base Number	Contract	AT	Region	England
% of FP17s for the same patient ID Re-attending within 3 months - Children	73	810	9.0%	11.1%	11.5%	11.8%
% of FP17s for the same patient ID Re-attending within 3 months - Adults	419	2,414	17.4%	14.7%	15.2%	15.7%
% of FP17s for the same patient ID Re-attending between 3 & 9 months - Children	286	810	35.3%	58.0%	60.2%	58.9%
% of FP17s for the same patient ID Re-attending between 3 & 9 months - Adults	559	2,414	23.2%	48.6%	51.8%	50.8%
% of FP17s for Band 1 Urgent Courses	460	3,226	14.3%	8.7%	8.1%	9.1%
% of FP17s Relating to Free Repair or Replacements	26	3,226	0.8%	0.7%	0.8%	0.8%
% of FP17s Relating to Continuations	21	3,226	0.7%	0.8%	0.9%	0.9%
% of Patients satisfied with the dentistry they have received	4	4	N/A	94.2%	92.7%	92.5%
% of Patients satisfied with the time they had to wait for an appointment	3	4	N/A	85.1%	87.4%	87.0%

* This is based on patients treated on this contract for their most recent course of treatment. Figures in italics indicate the base number of FP17s or Patient Questionnaire responses are less than 100. N/A is shown where the base number of responses is less than 10 during the period. % is calculated as Quantity/Base number*100

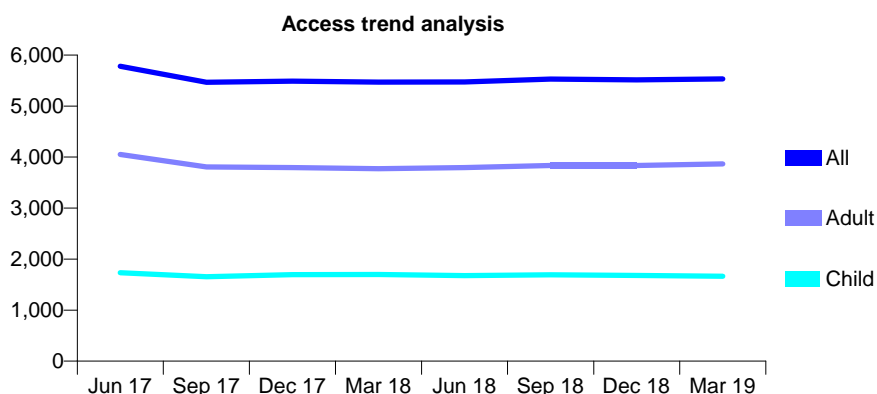
Q58 - Vital Signs At a Glance Contract Report for 967319/0002 - Year end March 2019

Name or company name	Dr R K Sivasubramanian and Dr R Shah
Contract type name	GDS Contract
Purpose of contract	General
Contract start date	01/08/2010
Contract end date	

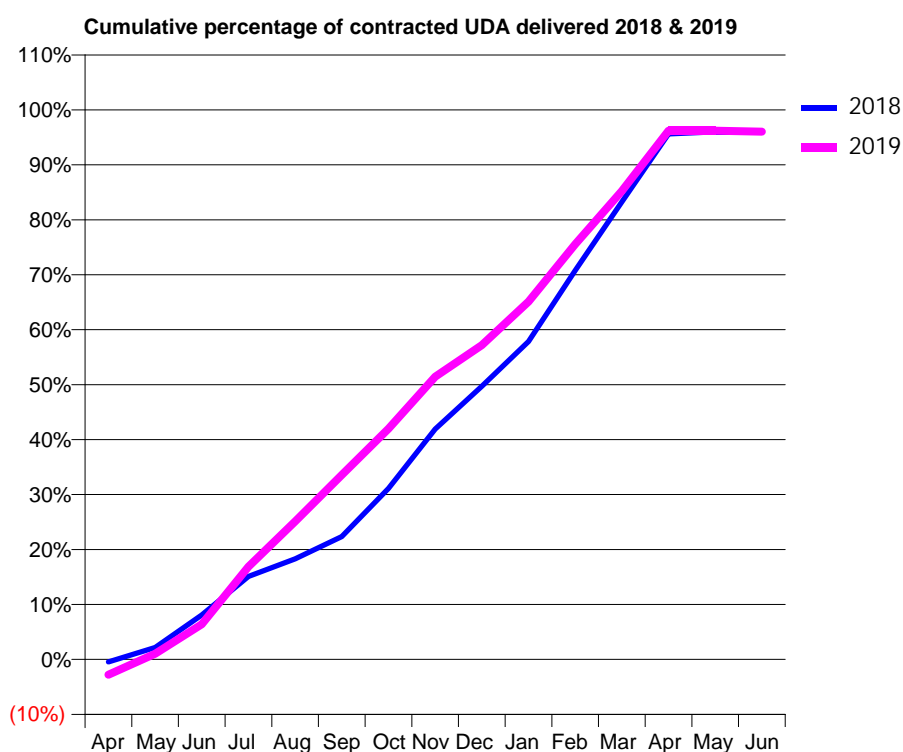
18/19 Contracted general activity (UDA)	19,763
Carry forward general activity (UDA)	787
18/19 Contracted orthodontic activity (UOA)	0
Carry forward orthodontic activity (UOA)	0
Baseline contract value	£505,293.62

ACCESS*

Patients seen in 24 months	Total	Change since previous quarter
Quarter ending March 2018	5,470	
Quarter ending June 2018	5,472	→
Quarter ending September 2018	5,531	→
Quarter ending December 2018	5,515	→
Quarter ending March 2019	5,534	→
Variance since March 2018	1.2%	→



ACTIVITY



Month	Adjusted Scheduled Activity (UDA)	
	2018	2019
April	-95	-552
May	430	202
June	1,602	1,265
July	2,984	3,333
August	3,617	4,967
September	4,417	6,636
October	6,149	8,295
November	8,287	10,167
December	9,821	11,300
January	11,431	12,864
February	13,988	14,932
March	16,453	16,848
April	18,899	19,015
May	18,970	19,014
June	18,976	18,977

QUALITY

	Quantity	Base Number	Contract	AT	Region	England
% of FP17s for the same patient ID Re-attending within 3 months - Children	170	2,028	8.4%	11.1%	11.5%	11.8%
% of FP17s for the same patient ID Re-attending within 3 months - Adults	590	4,258	13.9%	14.7%	15.2%	15.7%
% of FP17s for the same patient ID Re-attending between 3 & 9 months - Children	970	2,028	47.8%	58.0%	60.2%	58.9%
% of FP17s for the same patient ID Re-attending between 3 & 9 months - Adults	1,704	4,258	40.0%	48.6%	51.8%	50.8%
% of FP17s for Band 1 Urgent Courses	699	6,054	11.5%	8.7%	8.1%	9.1%
% of FP17s Relating to Free Repair or Replacements	12	6,054	0.2%	0.7%	0.8%	0.8%
% of FP17s Relating to Continuations	3	6,054	0.0%	0.8%	0.9%	0.9%
% of Patients satisfied with the dentistry they have received	4	4	N/A	94.2%	92.7%	92.5%
% of Patients satisfied with the time they had to wait for an appointment	4	4	N/A	85.1%	87.4%	87.0%

* This is based on patients treated on this contract for their most recent course of treatment. Figures in italics indicate the base number of FP17s or Patient Questionnaire responses are less than 100. N/A is shown where the base number of responses is less than 10 during the period. % is calculated as Quantity/Base number*100

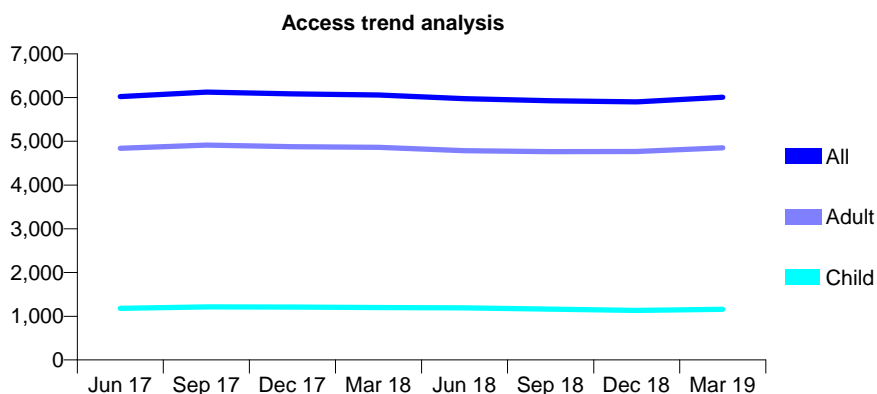
Q58 - Vital Signs At a Glance Contract Report for 967319/0003 - Year end March 2019

Name or company name	MR RK SIVASUBRAMANIAN
Contract type name	GDS Contract
Purpose of contract	General
Contract start date	13/02/2014
Contract end date	

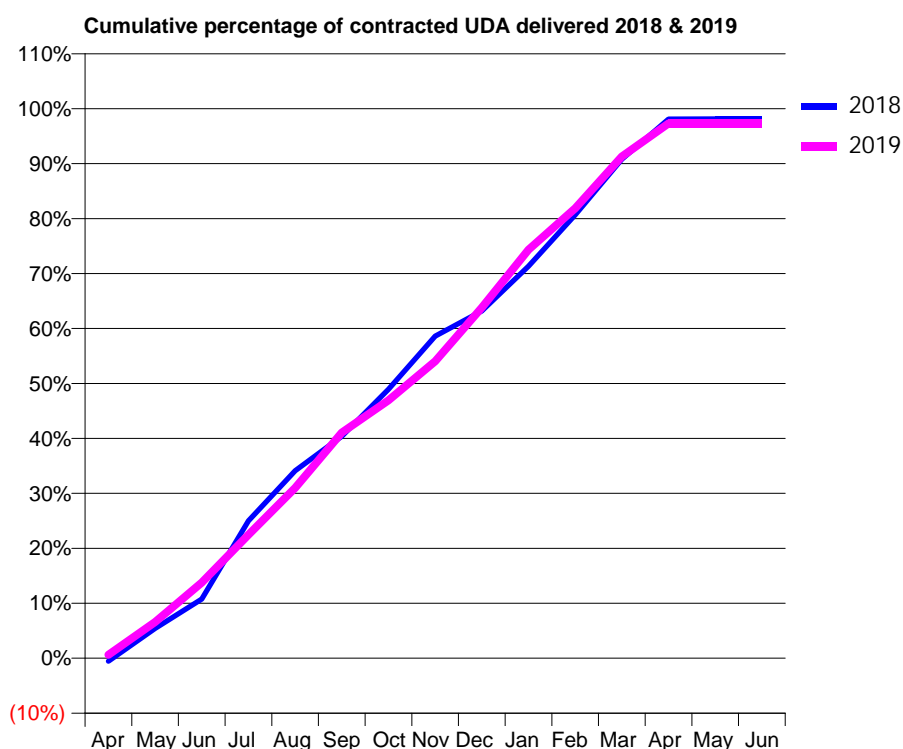
18/19 Contracted general activity (UDA)	14,084
Carry forward general activity (UDA)	266
18/19 Contracted orthodontic activity (UOA)	0
Carry forward orthodontic activity (UOA)	0
Baseline contract value	£321,691.78

ACCESS*

Patients seen in 24 months	Total	Change since previous quarter
Quarter ending March 2018	6,059	
Quarter ending June 2018	5,976	↓
Quarter ending September 2018	5,928	→
Quarter ending December 2018	5,904	→
Quarter ending March 2019	6,006	→
Variance since March 2018	(0.9%)	→



ACTIVITY



Month	Adjusted Scheduled Activity (UDA)	
	2018	2019
April	-78	88
May	767	928
June	1,515	1,938
July	3,521	3,164
August	4,804	4,367
September	5,686	5,780
October	6,892	6,608
November	8,256	7,609
December	8,899	8,984
January	10,047	10,469
February	11,363	11,530
March	12,786	12,855
April	13,817	13,704
May	13,818	13,706
June	13,818	13,709

QUALITY

	Quantity	Base Number	Contract	AT	Region	England
% of FP17s for the same patient ID Re-attending within 3 months - Children	43	1,289	3.3%	11.1%	11.5%	11.8%
% of FP17s for the same patient ID Re-attending within 3 months - Adults	686	5,100	13.5%	14.7%	15.2%	15.7%
% of FP17s for the same patient ID Re-attending between 3 & 9 months - Children	526	1,289	40.8%	58.0%	60.2%	58.9%
% of FP17s for the same patient ID Re-attending between 3 & 9 months - Adults	1,672	5,100	32.8%	48.6%	51.8%	50.8%
% of FP17s for Band 1 Urgent Courses	518	6,357	8.1%	8.7%	8.1%	9.1%
% of FP17s Relating to Free Repair or Replacements	97	6,357	1.5%	0.7%	0.8%	0.8%
% of FP17s Relating to Continuations	96	6,357	1.5%	0.8%	0.9%	0.9%
% of Patients satisfied with the dentistry they have received	2	2	N/A	94.2%	92.7%	92.5%
% of Patients satisfied with the time they had to wait for an appointment	2	2	N/A	85.1%	87.4%	87.0%

* This is based on patients treated on this contract for their most recent course of treatment.

Figures in italics indicate the base number of FP17s or Patient Questionnaire responses are less than 100. N/A is shown where the base number of responses is less than 10 during the period. % is calculated as Quantity/Base number*100

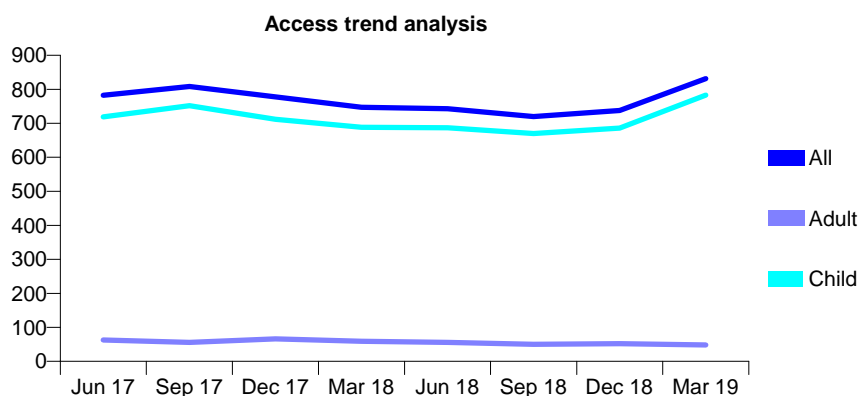
Q58 - Vital Signs At a Glance Contract Report for 976334/0001 - Year end March 2019

Name or company name	MISS U MADHAV
Contract type name	GDS Contract
Purpose of contract	General
Contract start date	01/04/2014
Contract end date	

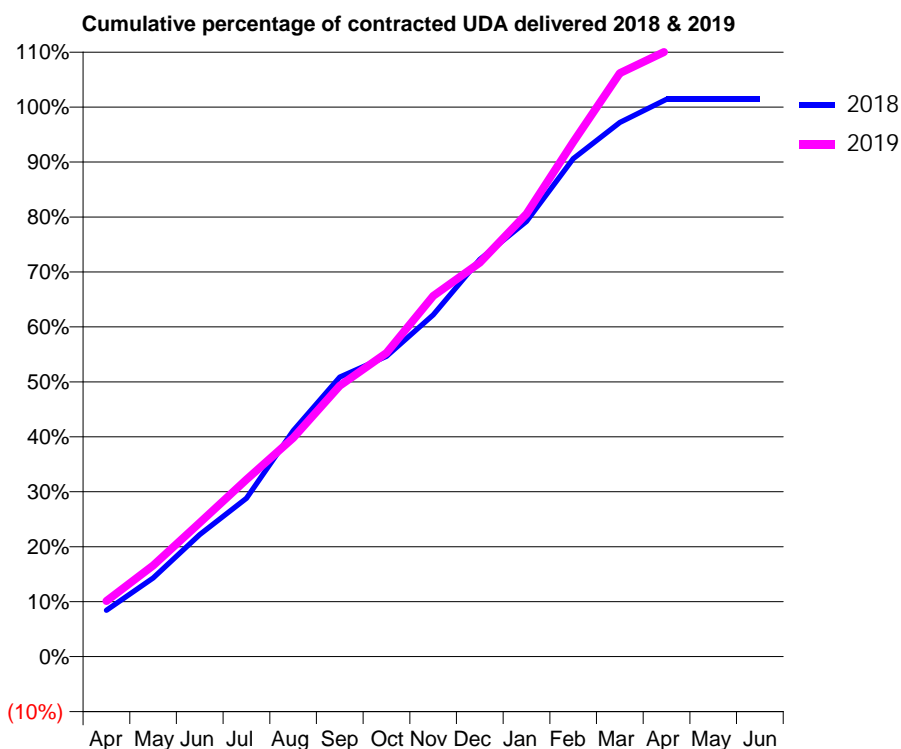
18/19 Contracted general activity (UDA)	1,500
Carry forward general activity (UDA)	-21
18/19 Contracted orthodontic activity (UOA)	0
Carry forward orthodontic activity (UOA)	0
Baseline contract value	£39,142.90

ACCESS*

Patients seen in 24 months	Total	Change since previous quarter
Quarter ending March 2018	747	
Quarter ending June 2018	743	→
Quarter ending September 2018	720	↓
Quarter ending December 2018	738	↑
Quarter ending March 2019	831	↑
Variance since March 2018	11.2%	↑



ACTIVITY



Month	Adjusted Scheduled Activity (UDA)	
	2018	2019
April	126	152
May	215	249
June	333	365
July	432	483
August	616	597
September	763	740
October	819	829
November	933	984
December	1,084	1,075
January	1,188	1,208
February	1,359	1,405
March	1,458	1,592
April	1,521	1,654
May	1,521	1,654
June	1,521	1,654

QUALITY

	Quantity	Base Number	Contract	AT	Region	England
% of FP17s for the same patient ID Re-attending within 3 months - Children	66	1,173	5.6%	11.1%	11.5%	11.8%
% of FP17s for the same patient ID Re-attending within 3 months - Adults	0	0	N/A	14.7%	15.2%	15.7%
% of FP17s for the same patient ID Re-attending between 3 & 9 months - Children	666	1,173	56.8%	58.0%	60.2%	58.9%
% of FP17s for the same patient ID Re-attending between 3 & 9 months - Adults	0	0	N/A	48.6%	51.8%	50.8%
% of FP17s for Band 1 Urgent Courses	23	1,176	2.0%	8.7%	8.1%	9.1%
% of FP17s Relating to Free Repair or Replacements	0	1,176	0.0%	0.7%	0.8%	0.8%
% of FP17s Relating to Continuations	5	1,176	0.4%	0.8%	0.9%	0.9%
% of Patients satisfied with the dentistry they have received	0	0	N/A	94.2%	92.7%	92.5%
% of Patients satisfied with the time they had to wait for an appointment	0	0	N/A	85.1%	87.4%	87.0%

* This is based on patients treated on this contract for their most recent course of treatment. Figures in italics indicate the base number of FP17s or Patient Questionnaire responses are less than 100. N/A is shown where the base number of responses is less than 10 during the period. % is calculated as Quantity/Base number*100

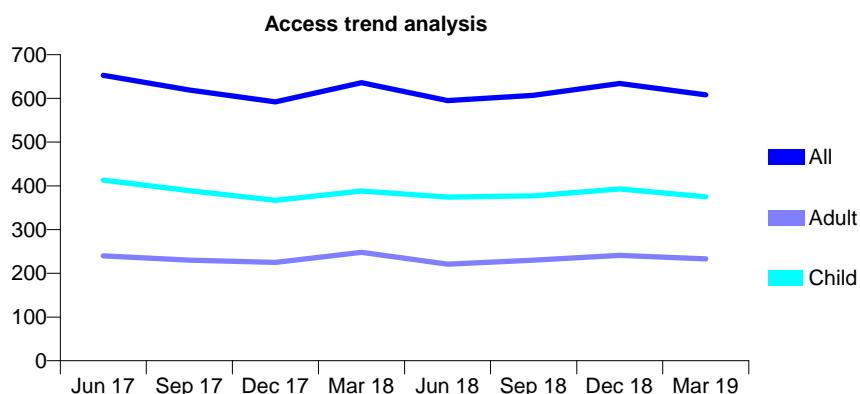
Q58 - Vital Signs At a Glance Contract Report for 987417/0001 - Year end March 2019

Name or company name	MISS S MITTAL
Contract type name	GDS Contract
Purpose of contract	General
Contract start date	01/12/2013
Contract end date	

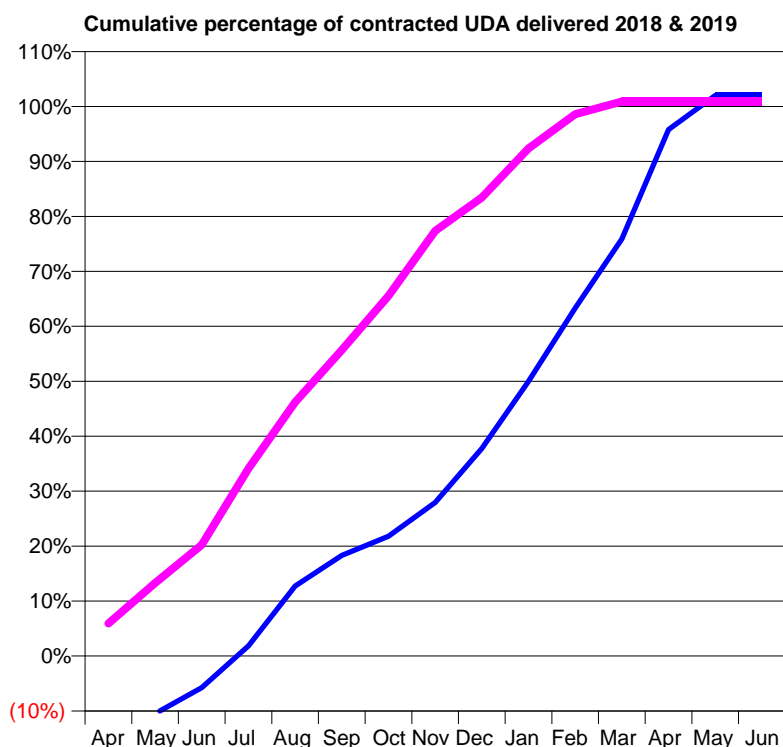
18/19 Contracted general activity (UDA)	2,246
Carry forward general activity (UDA)	-44
18/19 Contracted orthodontic activity (UOA)	0
Carry forward orthodontic activity (UOA)	0
Baseline contract value	£54,764.59

ACCESS*

Patients seen in 24 months	Total	Change since previous quarter
Quarter ending March 2018	636	
Quarter ending June 2018	595	↓
Quarter ending September 2018	607	↑
Quarter ending December 2018	634	↑
Quarter ending March 2019	608	↓
Variance since March 2018	(4.4%)	↓



ACTIVITY



Month	Adjusted Scheduled Activity (UDA)	
	2018	2019
April	-236	133
May	-236	299
June	-130	454
July	42	766
August	286	1,037
September	411	1,250
October	490	1,472
November	628	1,738
December	848	1,874
January	1,123	2,075
February	1,422	2,214
March	1,704	2,266
April	2,151	2,266
May	2,291	2,266
June	2,291	2,266

QUALITY

	Quantity	Base Number	Contract	AT	Region	England
% of FP17s for the same patient ID Re-attending within 3 months - Children	26	431	6.0%	11.1%	11.5%	11.8%
% of FP17s for the same patient ID Re-attending within 3 months - Adults	53	215	24.7%	14.7%	15.2%	15.7%
% of FP17s for the same patient ID Re-attending between 3 & 9 months - Children	243	431	56.4%	58.0%	60.2%	58.9%
% of FP17s for the same patient ID Re-attending between 3 & 9 months - Adults	47	215	21.9%	48.6%	51.8%	50.8%
% of FP17s for Band 1 Urgent Courses	61	603	10.1%	8.7%	8.1%	9.1%
% of FP17s Relating to Free Repair or Replacements	0	603	0.0%	0.7%	0.8%	0.8%
% of FP17s Relating to Continuations	0	603	0.0%	0.8%	0.9%	0.9%
% of Patients satisfied with the dentistry they have received	0	1	N/A	94.2%	92.7%	92.5%
% of Patients satisfied with the time they had to wait for an appointment	1	1	N/A	85.1%	87.4%	87.0%

* This is based on patients treated on this contract for their most recent course of treatment. Figures in italics indicate the base number of FP17s or Patient Questionnaire responses are less than 100. N/A is shown where the base number of responses is less than 10 during the period. % is calculated as Quantity/Base number*100

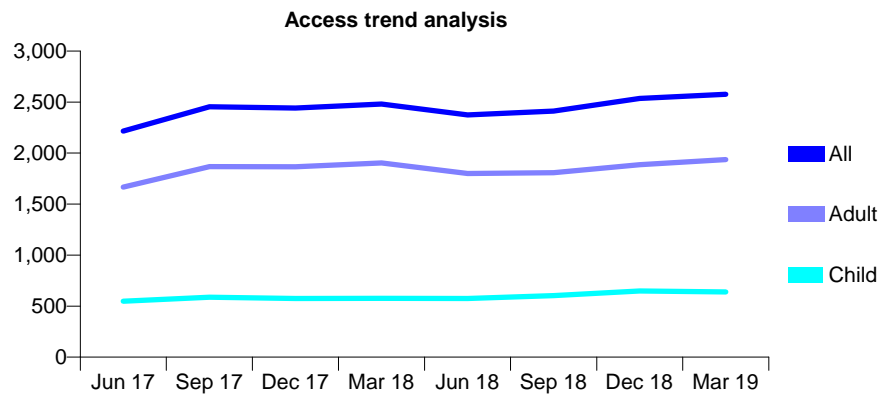
Q58 - Vital Signs At a Glance Contract Report for 991937/0001 - Year end March 2019

Name or company name	MR C HAJISTILLY
Contract type name	GDS Contract
Purpose of contract	General
Contract start date	01/10/2015
Contract end date	

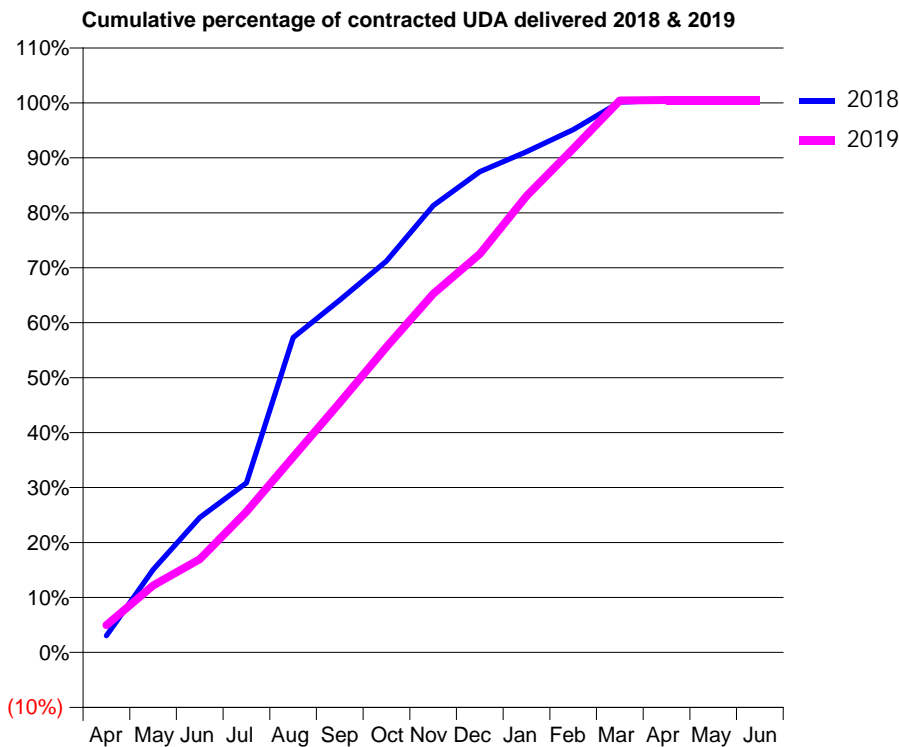
18/19 Contracted general activity (UDA)	5,764
Carry forward general activity (UDA)	-23
18/19 Contracted orthodontic activity (UOA)	0
Carry forward orthodontic activity (UOA)	0
Baseline contract value	£159,228.57

ACCESS*

Patients seen in 24 months	Total	Change since previous quarter
Quarter ending March 2018	2,480	
Quarter ending June 2018	2,374	↓
Quarter ending September 2018	2,411	→
Quarter ending December 2018	2,535	↑
Quarter ending March 2019	2,577	→
Variance since March 2018	3.9%	↑



ACTIVITY



Month	2018	2019
April	158	286
May	781	703
June	1,271	978
July	1,597	1,476
August	2,967	2,050
September	3,319	2,619
October	3,686	3,204
November	4,208	3,760
December	4,527	4,178
January	4,716	4,787
February	4,925	5,283
March	5,183	5,789
April	5,199	5,793
May	5,199	5,793
June	5,199	5,793

QUALITY

	Quantity	Base Number	Contract	AT	Region	England
% of FP17s for the same patient ID Re-attending within 3 months - Children	51	872	5.8%	11.1%	11.5%	11.8%
% of FP17s for the same patient ID Re-attending within 3 months - Adults	220	2,057	10.7%	14.7%	15.2%	15.7%
% of FP17s for the same patient ID Re-attending between 3 & 9 months - Children	412	872	47.2%	58.0%	60.2%	58.9%
% of FP17s for the same patient ID Re-attending between 3 & 9 months - Adults	730	2,057	35.5%	48.6%	51.8%	50.8%
% of FP17s for Band 1 Urgent Courses	138	2,920	4.7%	8.7%	8.1%	9.1%
% of FP17s Relating to Free Repair or Replacements	2	2,920	0.1%	0.7%	0.8%	0.8%
% of FP17s Relating to Continuations	2	2,920	0.1%	0.8%	0.9%	0.9%
% of Patients satisfied with the dentistry they have received	0	0	N/A	94.2%	92.7%	92.5%
% of Patients satisfied with the time they had to wait for an appointment	0	0	N/A	85.1%	87.4%	87.0%

* This is based on patients treated on this contract for their most recent course of treatment. Figures in italics indicate the base number of FP17s or Patient Questionnaire responses are less than 100. N/A is shown where the base number of responses is less than 10 during the period. % is calculated as Quantity/Base number*100

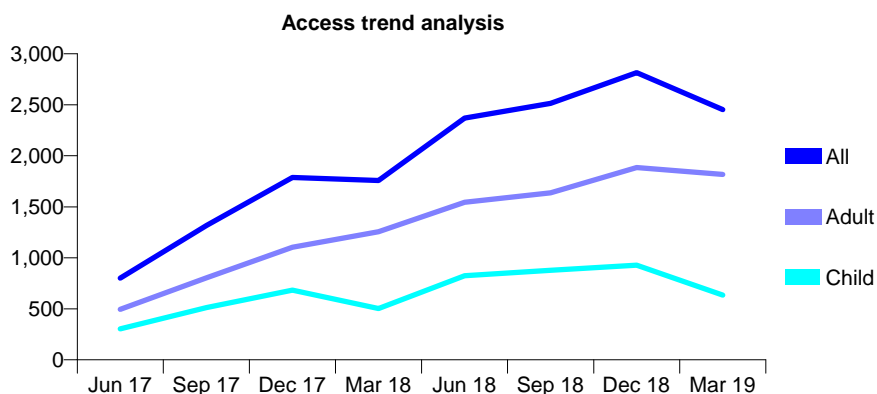
Q59 - Vital Signs At a Glance Contract Report for 100219/0000 - Year end March 2019

Name or company name	Community Dental Services CIC
Contract type name	PDS Contract
Purpose of contract	General
Contract start date	01/12/2016
Contract end date	30/11/2023

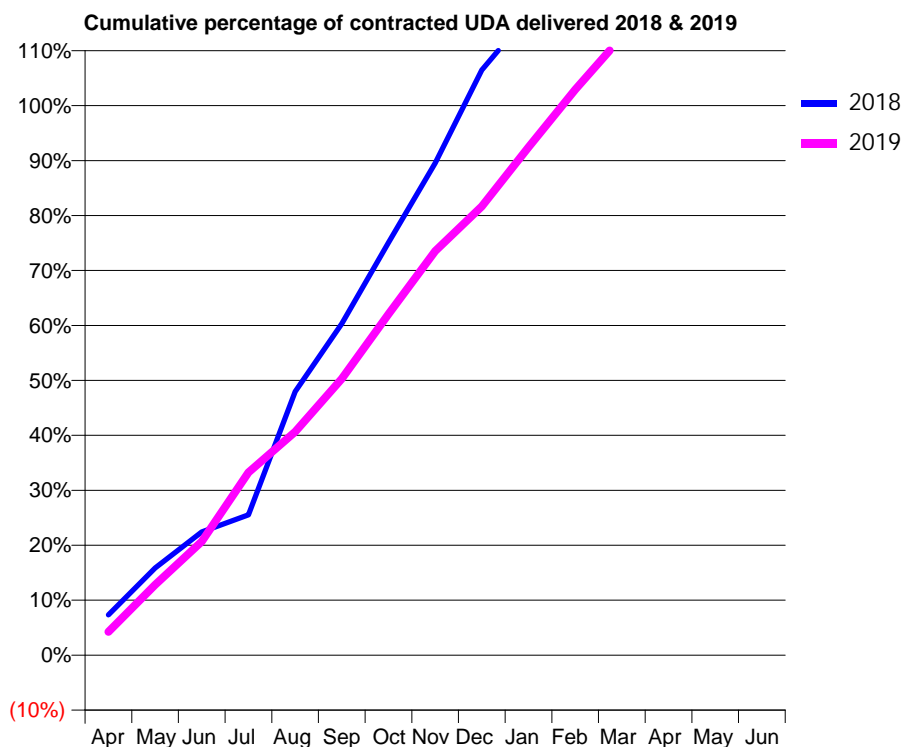
18/19 Contracted general activity (UDA)	4,500
Carry forward general activity (UDA)	0
18/19 Contracted orthodontic activity (UOA)	0
Carry forward orthodontic activity (UOA)	0
Baseline contract value	£1,946,905.03

ACCESS*

Patients seen in 24 months	Total	Change since previous quarter
Quarter ending March 2018	1,758	
Quarter ending June 2018	2,369	↑
Quarter ending September 2018	2,515	↑
Quarter ending December 2018	2,815	↑
Quarter ending March 2019	2,453	↓
Variance since March 2018	39.5%	↑



ACTIVITY



Month	Adjusted Scheduled Activity (UDA)	
	2018	2019
April	264	192
May	571	577
June	807	931
July	920	1,497
August	1,727	1,829
September	2,171	2,263
October	2,703	2,793
November	3,224	3,308
December	3,833	3,674
January	4,195	4,159
February	4,785	4,631
March	5,417	5,063
April	5,551	5,221
May	5,556	5,228
June	5,556	5,229

QUALITY

	Quantity	Base Number	Contract	AT	Region	England
% of FP17s for the same patient ID Re-attending within 3 months - Children	44	1,294	3.4%	9.5%	11.5%	11.8%
% of FP17s for the same patient ID Re-attending within 3 months - Adults	116	1,991	5.8%	14.2%	15.2%	15.7%
% of FP17s for the same patient ID Re-attending between 3 & 9 months - Children	223	1,294	17.2%	61.5%	60.2%	58.9%
% of FP17s for the same patient ID Re-attending between 3 & 9 months - Adults	354	1,991	17.8%	52.5%	51.8%	50.8%
% of FP17s for Band 1 Urgent Courses	685	3,275	20.9%	7.9%	8.1%	9.1%
% of FP17s Relating to Free Repair or Replacements	0	3,275	0.0%	0.8%	0.8%	0.8%
% of FP17s Relating to Continuations	25	3,275	0.8%	0.9%	0.9%	0.9%
% of Patients satisfied with the dentistry they have received	1	1	N/A	91.8%	92.7%	92.5%
% of Patients satisfied with the time they had to wait for an appointment	1	1	N/A	86.1%	87.4%	87.0%

* This is based on patients treated on this contract for their most recent course of treatment. Figures in italics indicate the base number of FP17s or Patient Questionnaire responses are less than 100. N/A is shown where the base number of responses is less than 10 during the period. % is calculated as Quantity/Base number*100

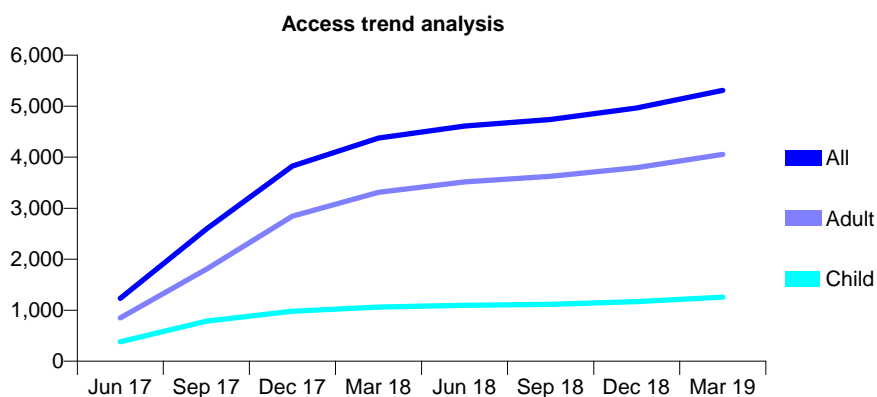
Q59 - Vital Signs At a Glance Contract Report for 100351/0000 - Year end March 2019

Name or company name	JDRM Dental Care Ltd
Contract type name	GDS Contract
Purpose of contract	General
Contract start date	01/04/2017
Contract end date	

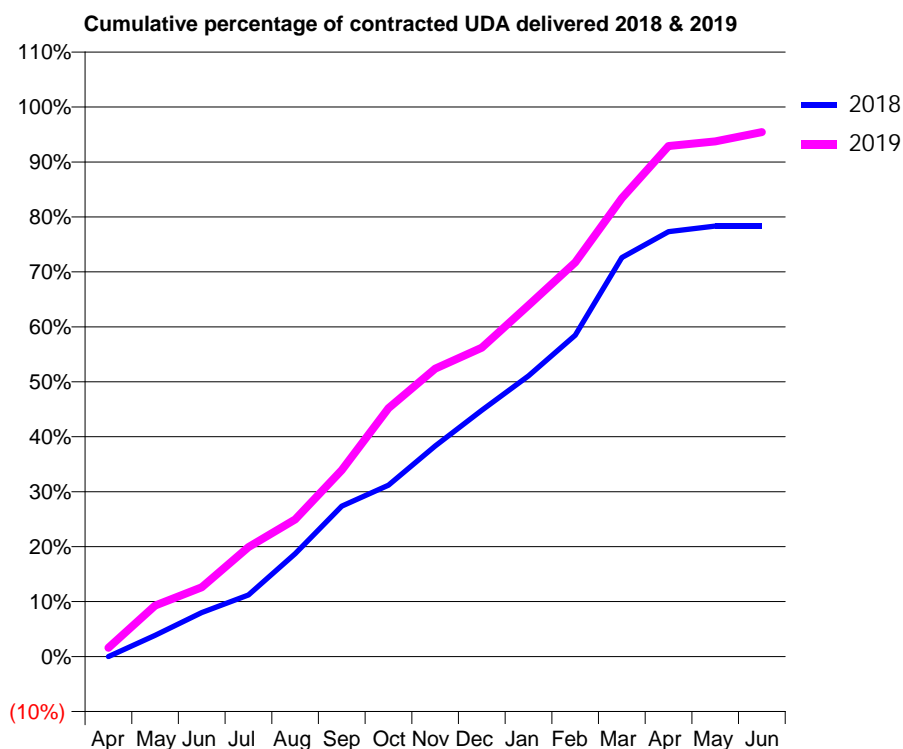
18/19 Contracted general activity (UDA)	15,509
Carry forward general activity (UDA)	0
18/19 Contracted orthodontic activity (UOA)	0
Carry forward orthodontic activity (UOA)	0
Baseline contract value	£366,834.45

ACCESS*

Patients seen in 24 months	Total	Change since previous quarter
Quarter ending March 2018	4,374	
Quarter ending June 2018	4,611	↑
Quarter ending September 2018	4,742	↑
Quarter ending December 2018	4,966	↑
Quarter ending March 2019	5,312	↑
Variance since March 2018	21.4%	↑



ACTIVITY



Month	Adjusted Scheduled Activity (UDA)	
	2018	2019
April	0	245
May	623	1,440
June	1,288	1,957
July	1,804	3,086
August	3,011	3,871
September	4,397	5,265
October	5,014	7,008
November	6,164	8,125
December	7,204	8,716
January	8,211	9,911
February	9,399	11,124
March	11,671	12,933
April	12,433	14,407
May	12,595	14,535
June	12,597	14,802

QUALITY

	Quantity	Base Number	Contract	AT	Region	England
% of FP17s for the same patient ID Re-attending within 3 months - Children	118	2,250	5.2%	9.5%	11.5%	11.8%
% of FP17s for the same patient ID Re-attending within 3 months - Adults	668	6,098	11.0%	14.2%	15.2%	15.7%
% of FP17s for the same patient ID Re-attending between 3 & 9 months - Children	1,550	2,250	68.9%	61.5%	60.2%	58.9%
% of FP17s for the same patient ID Re-attending between 3 & 9 months - Adults	3,537	6,098	58.0%	52.5%	51.8%	50.8%
% of FP17s for Band 1 Urgent Courses	343	7,691	4.5%	7.9%	8.1%	9.1%
% of FP17s Relating to Free Repair or Replacements	193	7,691	2.5%	0.8%	0.8%	0.8%
% of FP17s Relating to Continuations	29	7,691	0.4%	0.9%	0.9%	0.9%
% of Patients satisfied with the dentistry they have received	3	3	N/A	91.8%	92.7%	92.5%
% of Patients satisfied with the time they had to wait for an appointment	2	3	N/A	86.1%	87.4%	87.0%

* This is based on patients treated on this contract for their most recent course of treatment. Figures in italics indicate the base number of FP17s or Patient Questionnaire responses are less than 100. N/A is shown where the base number of responses is less than 10 during the period. % is calculated as Quantity/Base number*100

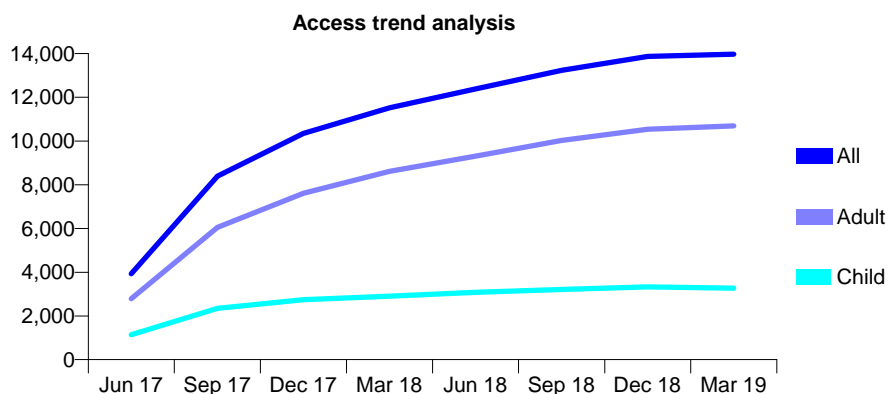
Q59 - Vital Signs At a Glance Contract Report for 100352/0000 - Year end March 2019

Name or company name	OASIS DENTAL CARE LTD
Contract type name	GDS Contract
Purpose of contract	General
Contract start date	01/04/2017
Contract end date	

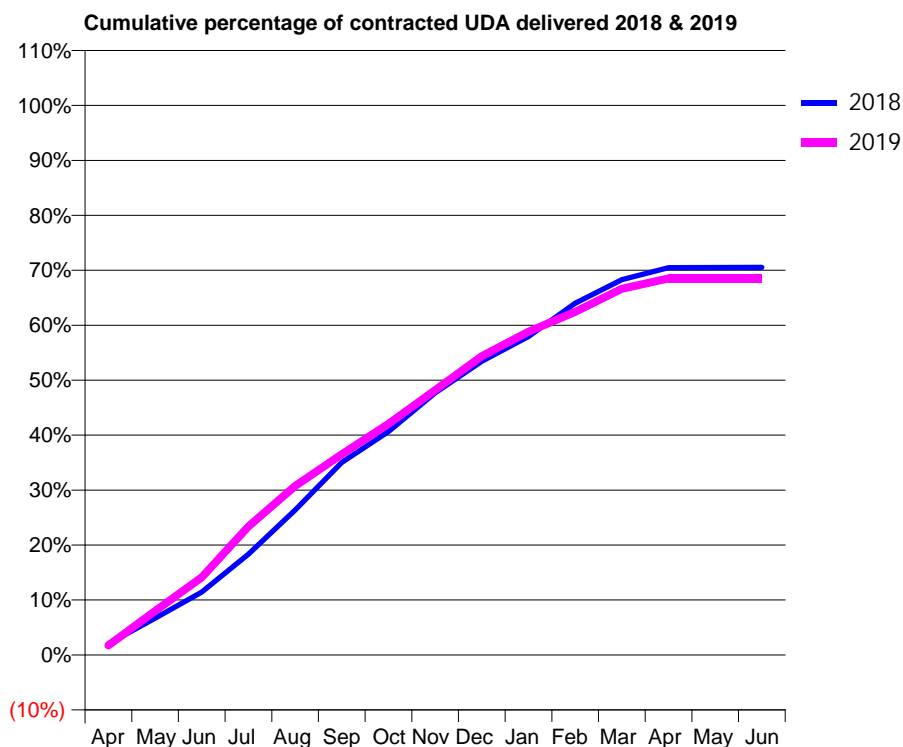
18/19 Contracted general activity (UDA)	47,000
Carry forward general activity (UDA)	0
18/19 Contracted orthodontic activity (UOA)	0
Carry forward orthodontic activity (UOA)	0
Baseline contract value	£1,214,643.50

ACCESS*

Patients seen in 24 months	Total	Change since previous quarter
Quarter ending March 2018	11,521	
Quarter ending June 2018	12,386	↑
Quarter ending September 2018	13,237	↑
Quarter ending December 2018	13,866	↑
Quarter ending March 2019	13,970	→
Variance since March 2018	21.3%	↑



ACTIVITY



Month	Adjusted Scheduled Activity (UDA)	
	2018	2019
April	958	820
May	3,152	3,759
June	5,373	6,632
July	8,622	10,992
August	12,405	14,456
September	16,462	17,165
October	19,109	19,761
November	22,420	22,662
December	25,105	25,553
January	27,229	27,644
February	30,081	29,342
March	32,088	31,311
April	33,113	32,202
May	33,142	32,204
June	33,153	32,204

QUALITY

	Quantity	Base Number	Contract	AT	Region	England
% of FP17s for the same patient ID Re-attending within 3 months - Children	286	4,336	6.6%	9.5%	11.5%	11.8%
% of FP17s for the same patient ID Re-attending within 3 months - Adults	2,048	13,449	15.2%	14.2%	15.2%	15.7%
% of FP17s for the same patient ID Re-attending between 3 & 9 months - Children	2,423	4,336	55.9%	61.5%	60.2%	58.9%
% of FP17s for the same patient ID Re-attending between 3 & 9 months - Adults	6,071	13,449	45.1%	52.5%	51.8%	50.8%
% of FP17s for Band 1 Urgent Courses	2,861	17,647	16.2%	7.9%	8.1%	9.1%
% of FP17s Relating to Free Repair or Replacements	204	17,647	1.2%	0.8%	0.8%	0.8%
% of FP17s Relating to Continuations	261	17,647	1.5%	0.9%	0.9%	0.9%
% of Patients satisfied with the dentistry they have received	7	8	N/A	91.8%	92.7%	92.5%
% of Patients satisfied with the time they had to wait for an appointment	5	8	N/A	86.1%	87.4%	87.0%

* This is based on patients treated on this contract for their most recent course of treatment. Figures in italics indicate the base number of FP17s or Patient Questionnaire responses are less than 100. N/A is shown where the base number of responses is less than 10 during the period. % is calculated as Quantity/Base number*100

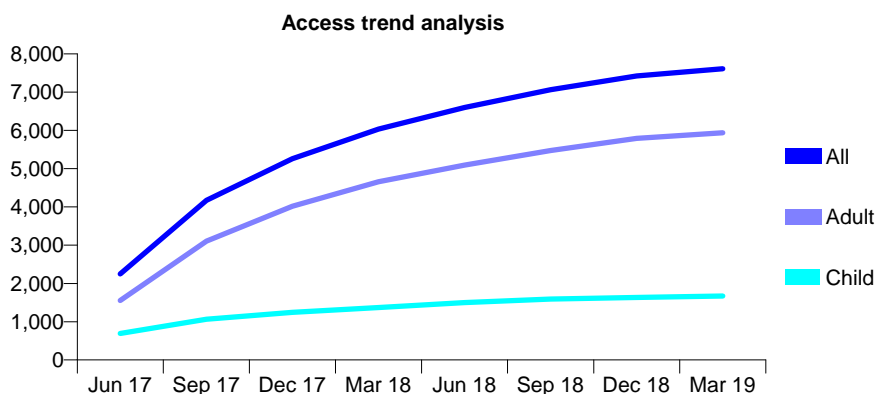
Q59 - Vital Signs At a Glance Contract Report for 100353/0000 - Year end March 2019

Name or company name	Ishak Practices Limited
Contract type name	GDS Contract
Purpose of contract	General
Contract start date	01/04/2017
Contract end date	

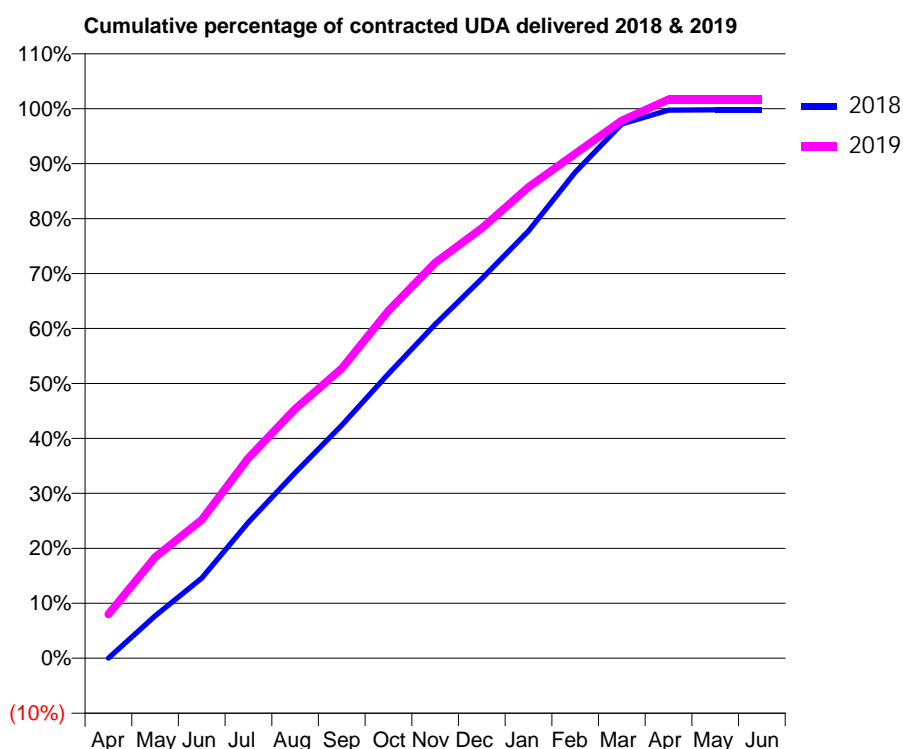
18/19 Contracted general activity (UDA)	23,200
Carry forward general activity (UDA)	-236
18/19 Contracted orthodontic activity (UOA)	0
Carry forward orthodontic activity (UOA)	0
Baseline contract value	£611,155.32

ACCESS*

Patients seen in 24 months	Total	Change since previous quarter
Quarter ending March 2018	6,031	
Quarter ending June 2018	6,596	↑
Quarter ending September 2018	7,065	↑
Quarter ending December 2018	7,423	↑
Quarter ending March 2019	7,610	↑
Variance since March 2018	26.2%	↑



ACTIVITY



Month	Adjusted Scheduled Activity (UDA)	
	2018	2019
April	0	1,856
May	1,752	4,271
June	3,306	5,842
July	5,617	8,460
August	7,664	10,523
September	9,622	12,228
October	11,751	14,675
November	13,792	16,698
December	15,673	18,151
January	17,649	19,890
February	20,073	21,302
March	22,072	22,699
April	22,636	23,587
May	22,648	23,588
June	22,656	23,585

QUALITY

	Quantity	Base Number	Contract	AT	Region	England
% of FP17s for the same patient ID Re-attending within 3 months - Children	563	3,294	17.1%	9.5%	11.5%	11.8%
% of FP17s for the same patient ID Re-attending within 3 months - Adults	933	8,596	10.9%	14.2%	15.2%	15.7%
% of FP17s for the same patient ID Re-attending between 3 & 9 months - Children	2,037	3,294	61.8%	61.5%	60.2%	58.9%
% of FP17s for the same patient ID Re-attending between 3 & 9 months - Adults	5,300	8,596	61.7%	52.5%	51.8%	50.8%
% of FP17s for Band 1 Urgent Courses	857	12,206	7.0%	7.9%	8.1%	9.1%
% of FP17s Relating to Free Repair or Replacements	64	12,206	0.5%	0.8%	0.8%	0.8%
% of FP17s Relating to Continuations	62	12,206	0.5%	0.9%	0.9%	0.9%
% of Patients satisfied with the dentistry they have received	6	6	N/A	91.8%	92.7%	92.5%
% of Patients satisfied with the time they had to wait for an appointment	6	6	N/A	86.1%	87.4%	87.0%

* This is based on patients treated on this contract for their most recent course of treatment. Figures in italics indicate the base number of FP17s or Patient Questionnaire responses are less than 100. N/A is shown where the base number of responses is less than 10 during the period. % is calculated as Quantity/Base number*100

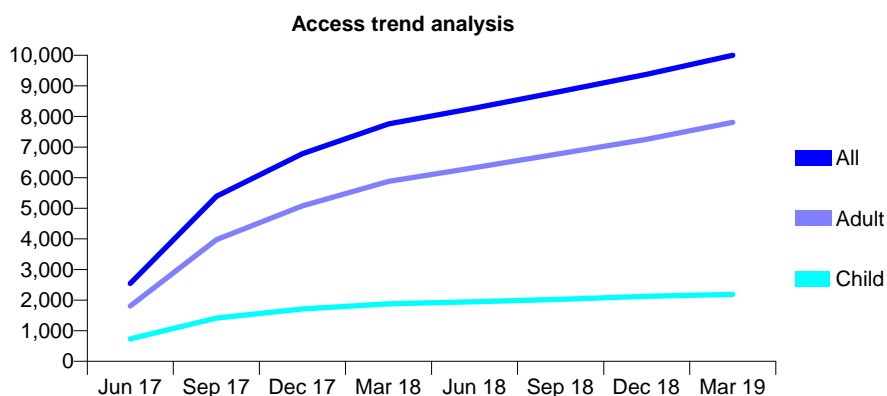
Q59 - Vital Signs At a Glance Contract Report for 100354/0000 - Year end March 2019

Name or company name	Ishak Practices Limited
Contract type name	GDS Contract
Purpose of contract	General
Contract start date	01/04/2017
Contract end date	

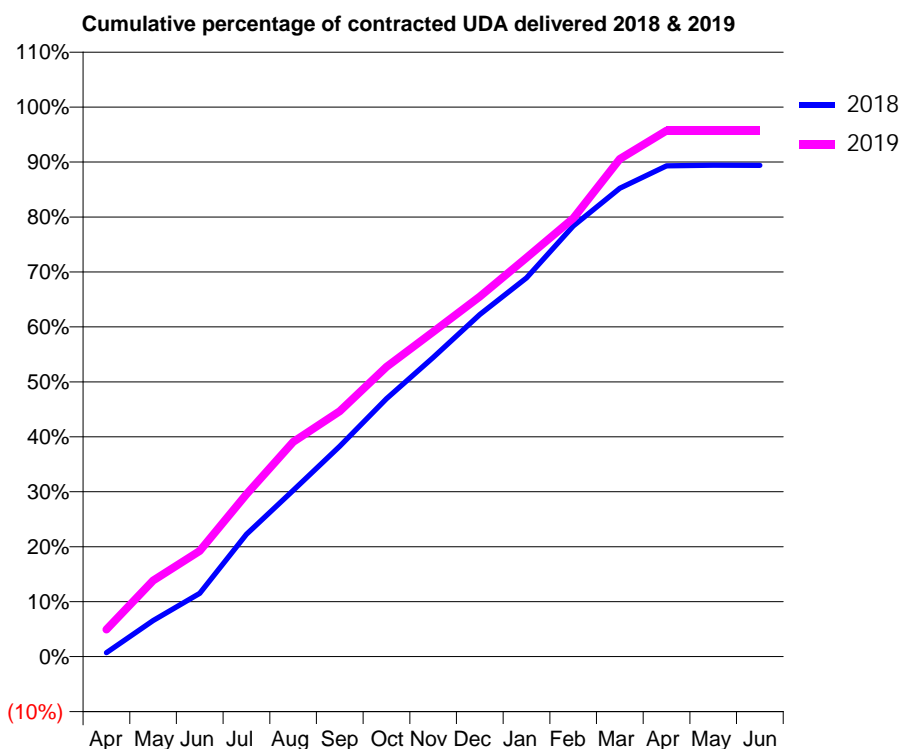
18/19 Contracted general activity (UDA)	25,500
Carry forward general activity (UDA)	0
18/19 Contracted orthodontic activity (UOA)	0
Carry forward orthodontic activity (UOA)	0
Baseline contract value	£683,397.01

ACCESS*

Patients seen in 24 months	Total	Change since previous quarter
Quarter ending March 2018	7,760	
Quarter ending June 2018	8,276	↑
Quarter ending September 2018	8,819	↑
Quarter ending December 2018	9,377	↑
Quarter ending March 2019	9,998	↑
Variance since March 2018	28.8%	↑



ACTIVITY



Month	Adjusted Scheduled Activity (UDA)	
	2018	2019
April	211	1,260
May	1,949	3,533
June	3,422	4,906
July	6,609	7,532
August	8,984	9,961
September	11,366	11,387
October	13,939	13,446
November	16,169	15,074
December	18,491	16,703
January	20,474	18,511
February	23,271	20,336
March	25,317	23,090
April	26,527	24,403
May	26,553	24,406
June	26,550	24,406

QUALITY

	Quantity	Base Number	Contract	AT	Region	England
% of FP17s for the same patient ID Re-attending within 3 months - Children	247	3,244	7.6%	9.5%	11.5%	11.8%
% of FP17s for the same patient ID Re-attending within 3 months - Adults	1,021	9,570	10.7%	14.2%	15.2%	15.7%
% of FP17s for the same patient ID Re-attending between 3 & 9 months - Children	1,929	3,244	59.5%	61.5%	60.2%	58.9%
% of FP17s for the same patient ID Re-attending between 3 & 9 months - Adults	4,817	9,570	50.3%	52.5%	51.8%	50.8%
% of FP17s for Band 1 Urgent Courses	1,696	12,907	13.1%	7.9%	8.1%	9.1%
% of FP17s Relating to Free Repair or Replacements	21	12,907	0.2%	0.8%	0.8%	0.8%
% of FP17s Relating to Continuations	152	12,907	1.2%	0.9%	0.9%	0.9%
% of Patients satisfied with the dentistry they have received	10	11	90.9%	91.8%	92.7%	92.5%
% of Patients satisfied with the time they had to wait for an appointment	10	11	90.9%	86.1%	87.4%	87.0%

* This is based on patients treated on this contract for their most recent course of treatment. Figures in italics indicate the base number of FP17s or Patient Questionnaire responses are less than 100. N/A is shown where the base number of responses is less than 10 during the period. % is calculated as Quantity/Base number*100

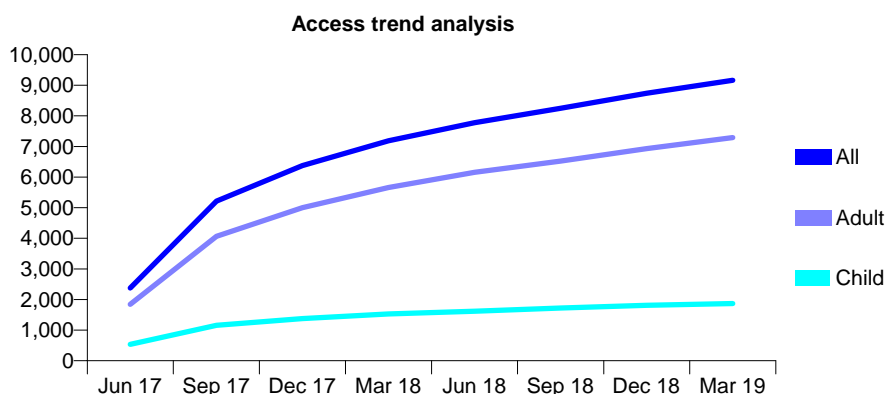
Q59 - Vital Signs At a Glance Contract Report for 100355/0000 - Year end March 2019

Name or company name	Ishak Practices Limited
Contract type name	GDS Contract
Purpose of contract	General
Contract start date	01/04/2017
Contract end date	

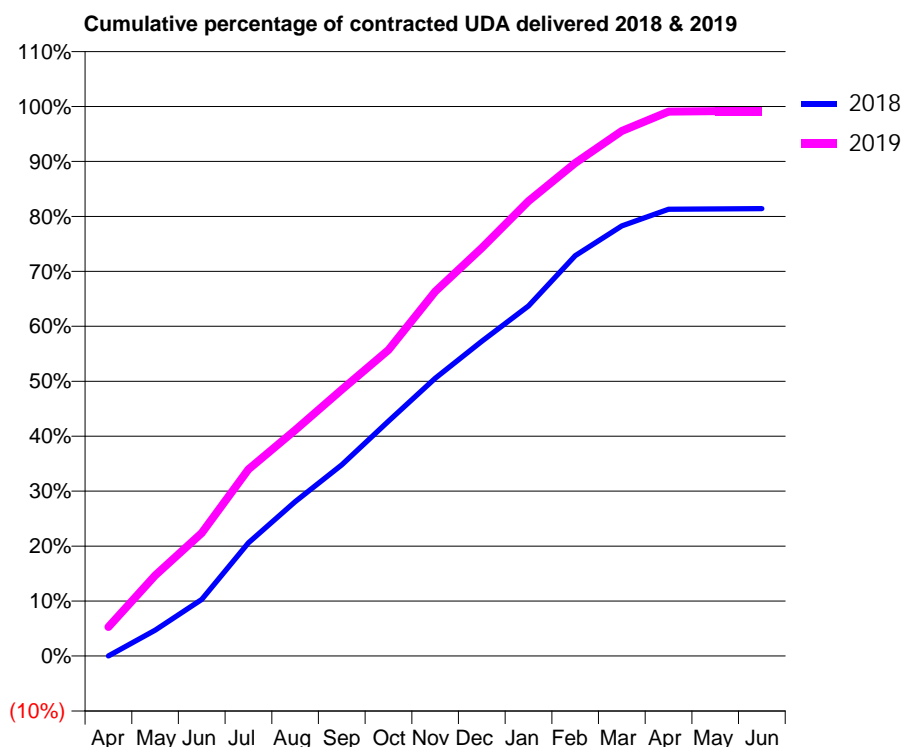
18/19 Contracted general activity (UDA)	27,308
Carry forward general activity (UDA)	0
18/19 Contracted orthodontic activity (UOA)	0
Carry forward orthodontic activity (UOA)	0
Baseline contract value	£730,166.20

ACCESS*

Patients seen in 24 months	Total	Change since previous quarter
Quarter ending March 2018	7,187	
Quarter ending June 2018	7,778	↑
Quarter ending September 2018	8,251	↑
Quarter ending December 2018	8,740	↑
Quarter ending March 2019	9,163	↑
Variance since March 2018	27.5%	↑



ACTIVITY



Month	Adjusted Scheduled Activity (UDA)	
	2018	2019
April	0	1,445
May	1,480	4,007
June	3,242	6,113
July	6,495	9,283
August	8,851	11,227
September	10,957	13,237
October	13,471	15,214
November	15,926	18,115
December	18,052	20,276
January	20,076	22,609
February	22,949	24,497
March	24,664	26,085
April	25,614	27,047
May	25,635	27,073
June	25,647	27,075

QUALITY

	Quantity	Base Number	Contract	AT	Region	England
% of FP17s for the same patient ID Re-attending within 3 months - Children	158	2,593	6.1%	9.5%	11.5%	11.8%
% of FP17s for the same patient ID Re-attending within 3 months - Adults	1,154	10,104	11.4%	14.2%	15.2%	15.7%
% of FP17s for the same patient ID Re-attending between 3 & 9 months - Children	1,593	2,593	61.4%	61.5%	60.2%	58.9%
% of FP17s for the same patient ID Re-attending between 3 & 9 months - Adults	6,188	10,104	61.2%	52.5%	51.8%	50.8%
% of FP17s for Band 1 Urgent Courses	1,068	12,667	8.4%	7.9%	8.1%	9.1%
% of FP17s Relating to Free Repair or Replacements	90	12,667	0.7%	0.8%	0.8%	0.8%
% of FP17s Relating to Continuations	152	12,667	1.2%	0.9%	0.9%	0.9%
% of Patients satisfied with the dentistry they have received	5	5	N/A	91.8%	92.7%	92.5%
% of Patients satisfied with the time they had to wait for an appointment	5	5	N/A	86.1%	87.4%	87.0%

* This is based on patients treated on this contract for their most recent course of treatment. Figures in italics indicate the base number of FP17s or Patient Questionnaire responses are less than 100. N/A is shown where the base number of responses is less than 10 during the period. % is calculated as Quantity/Base number*100

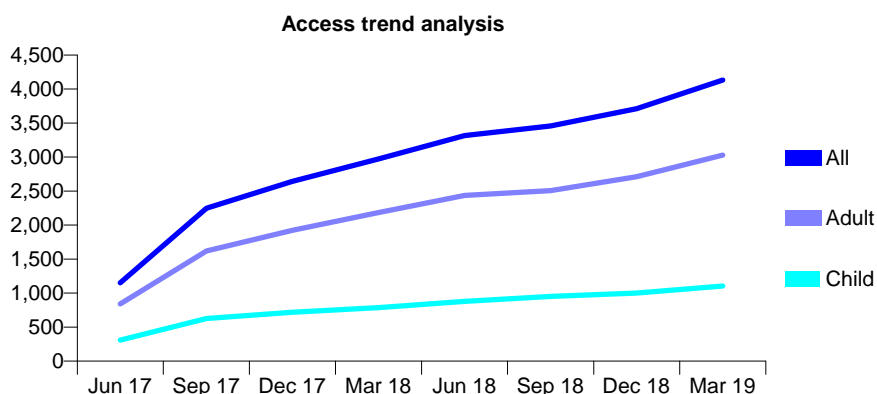
Q59 - Vital Signs At a Glance Contract Report for 100356/0000 - Year end March 2019

Name or company name	Ishak Practices Limited
Contract type name	GDS Contract
Purpose of contract	General
Contract start date	01/04/2017
Contract end date	

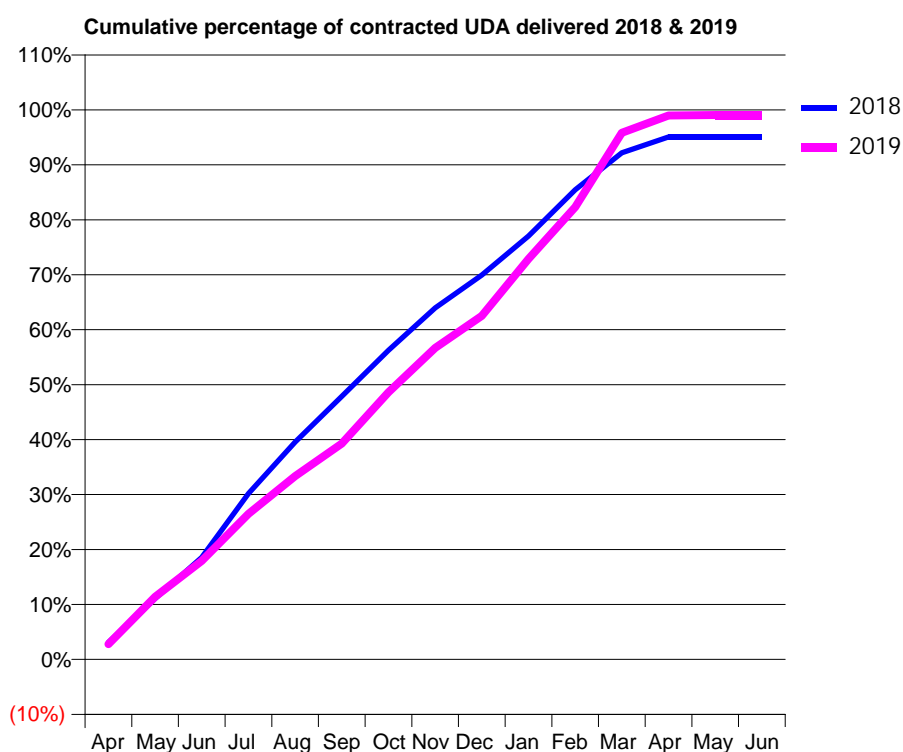
18/19 Contracted general activity (UDA)	10,000
Carry forward general activity (UDA)	226
18/19 Contracted orthodontic activity (UOA)	0
Carry forward orthodontic activity (UOA)	0
Baseline contract value	£245,271.38

ACCESS*

Patients seen in 24 months	Total	Change since previous quarter
Quarter ending March 2018	2,974	
Quarter ending June 2018	3,316	↑
Quarter ending September 2018	3,458	↑
Quarter ending December 2018	3,710	↑
Quarter ending March 2019	4,132	↑
Variance since March 2018	38.9%	↑



ACTIVITY



Month	Adjusted Scheduled Activity (UDA)	
	2018	2019
April	311	279
May	1,107	1,143
June	1,857	1,791
July	3,019	2,648
August	3,958	3,335
September	4,787	3,926
October	5,624	4,862
November	6,396	5,667
December	6,993	6,253
January	7,705	7,289
February	8,545	8,232
March	9,217	9,583
April	9,506	9,897
May	9,507	9,907
June	9,507	9,907

QUALITY

	Quantity	Base Number	Contract	AT	Region	England
% of FP17s for the same patient ID Re-attending within 3 months - Children	99	1,702	5.8%	9.5%	11.5%	11.8%
% of FP17s for the same patient ID Re-attending within 3 months - Adults	309	3,472	8.9%	14.2%	15.2%	15.7%
% of FP17s for the same patient ID Re-attending between 3 & 9 months - Children	1,038	1,702	61.0%	61.5%	60.2%	58.9%
% of FP17s for the same patient ID Re-attending between 3 & 9 months - Adults	1,542	3,472	44.4%	52.5%	51.8%	50.8%
% of FP17s for Band 1 Urgent Courses	283	5,176	5.5%	7.9%	8.1%	9.1%
% of FP17s Relating to Free Repair or Replacements	44	5,176	0.9%	0.8%	0.8%	0.8%
% of FP17s Relating to Continuations	60	5,176	1.2%	0.9%	0.9%	0.9%
% of Patients satisfied with the dentistry they have received	1	1	N/A	91.8%	92.7%	92.5%
% of Patients satisfied with the time they had to wait for an appointment	1	1	N/A	86.1%	87.4%	87.0%

* This is based on patients treated on this contract for their most recent course of treatment. Figures in italics indicate the base number of FP17s or Patient Questionnaire responses are less than 100. N/A is shown where the base number of responses is less than 10 during the period. % is calculated as Quantity/Base number*100

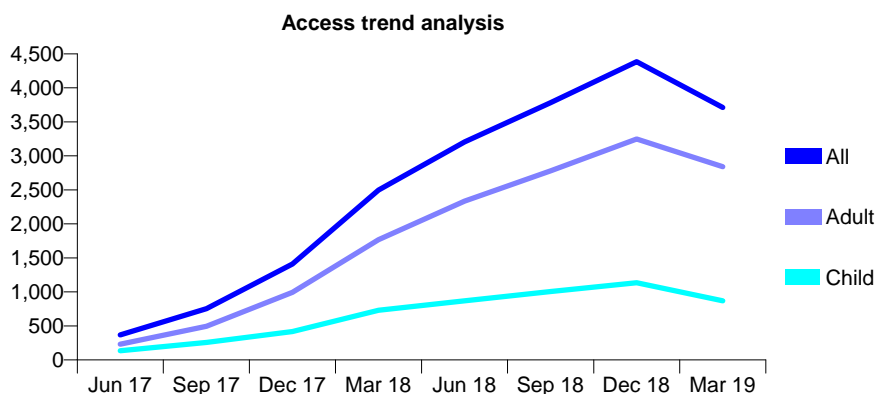
Q59 - Vital Signs At a Glance Contract Report for 100436/0000 - Year end March 2019

Name or company name	In the Estate of Mr Pravinkumar Patel
Contract type name	GDS Contract
Purpose of contract	General
Contract start date	18/03/2017
Contract end date	31/12/2018

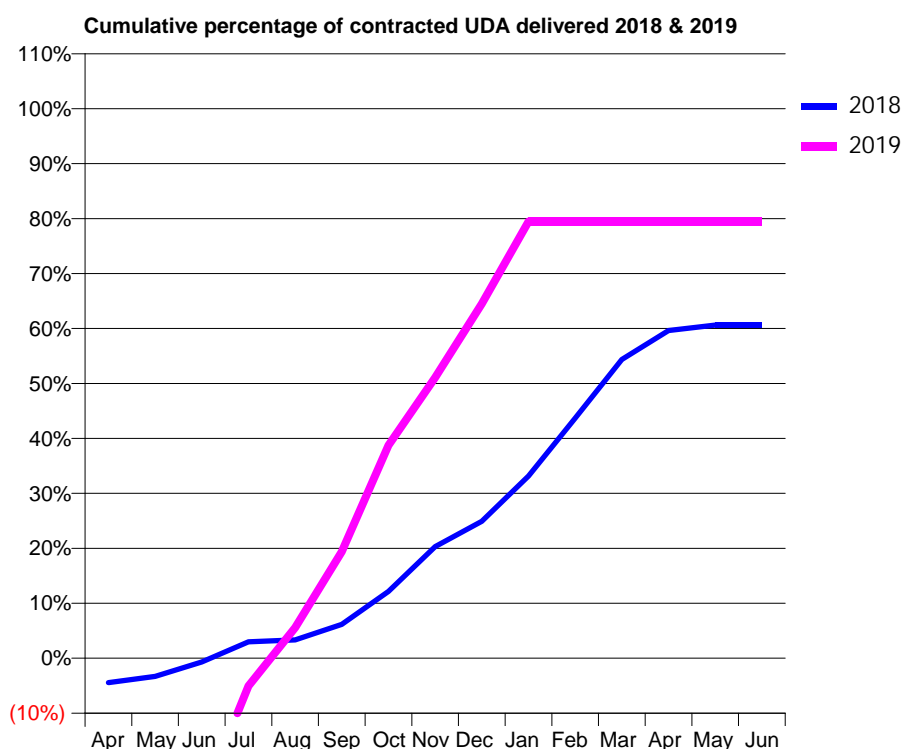
18/19 Contracted general activity (UDA)	10,048
Carry forward general activity (UDA)	5,145
18/19 Contracted orthodontic activity (UOA)	0
Carry forward orthodontic activity (UOA)	0
Baseline contract value	£296,848.85

ACCESS*

Patients seen in 24 months	Total	Change since previous quarter
Quarter ending March 2018	2,498	
Quarter ending June 2018	3,205	↑
Quarter ending September 2018	3,784	↑
Quarter ending December 2018	4,385	↑
Quarter ending March 2019	3,712	↓
Variance since March 2018	48.6%	↑



ACTIVITY



Month	Adjusted Scheduled Activity (UDA)	
	2018	2019
April	-597	-4,371
May	-445	-3,300
June	-96	-2,622
July	400	-510
August	447	561
September	828	1,947
October	1,632	3,892
November	2,723	5,133
December	3,337	6,481
January	4,444	7,984
February	5,855	7,984
March	7,282	7,984
April	7,989	7,984
May	8,121	7,984
June	8,123	7,984

QUALITY

	Quantity	Base Number	Contract	AT	Region	England
% of FP17s for the same patient ID Re-attending within 3 months - Children	55	1,168	4.7%	9.5%	11.5%	11.8%
% of FP17s for the same patient ID Re-attending within 3 months - Adults	340	3,517	9.7%	14.2%	15.2%	15.7%
% of FP17s for the same patient ID Re-attending between 3 & 9 months - Children	429	1,168	36.7%	61.5%	60.2%	58.9%
% of FP17s for the same patient ID Re-attending between 3 & 9 months - Adults	1,258	3,517	35.8%	52.5%	51.8%	50.8%
% of FP17s for Band 1 Urgent Courses	322	4,352	7.4%	7.9%	8.1%	9.1%
% of FP17s Relating to Free Repair or Replacements	23	4,352	0.5%	0.8%	0.8%	0.8%
% of FP17s Relating to Continuations	13	4,352	0.3%	0.9%	0.9%	0.9%
% of Patients satisfied with the dentistry they have received	1	2	N/A	91.8%	92.7%	92.5%
% of Patients satisfied with the time they had to wait for an appointment	2	2	N/A	86.1%	87.4%	87.0%

* This is based on patients treated on this contract for their most recent course of treatment.

Figures in italics indicate the base number of FP17s or Patient Questionnaire responses are less than 100. N/A is shown where the base number of responses is less than 10 during the period. % is calculated as Quantity/Base number*100

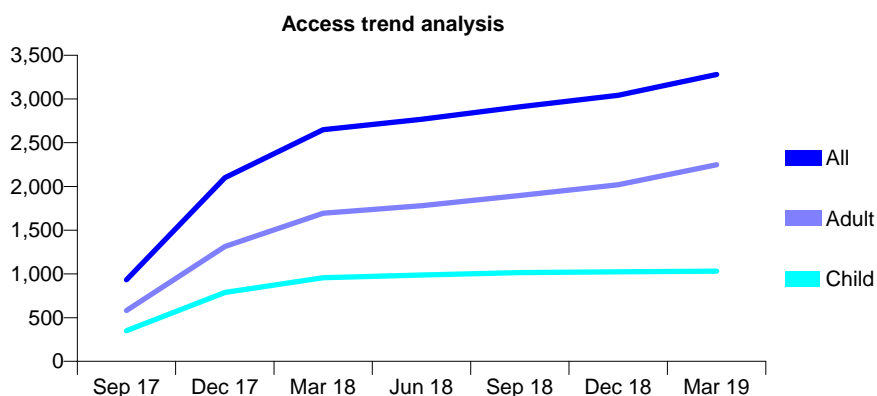
Q59 - Vital Signs At a Glance Contract Report for 100466/0000 - Year end March 2019

Name or company name	Genix Healthcare Leicester Ltd
Contract type name	GDS Contract
Purpose of contract	General
Contract start date	01/07/2017
Contract end date	

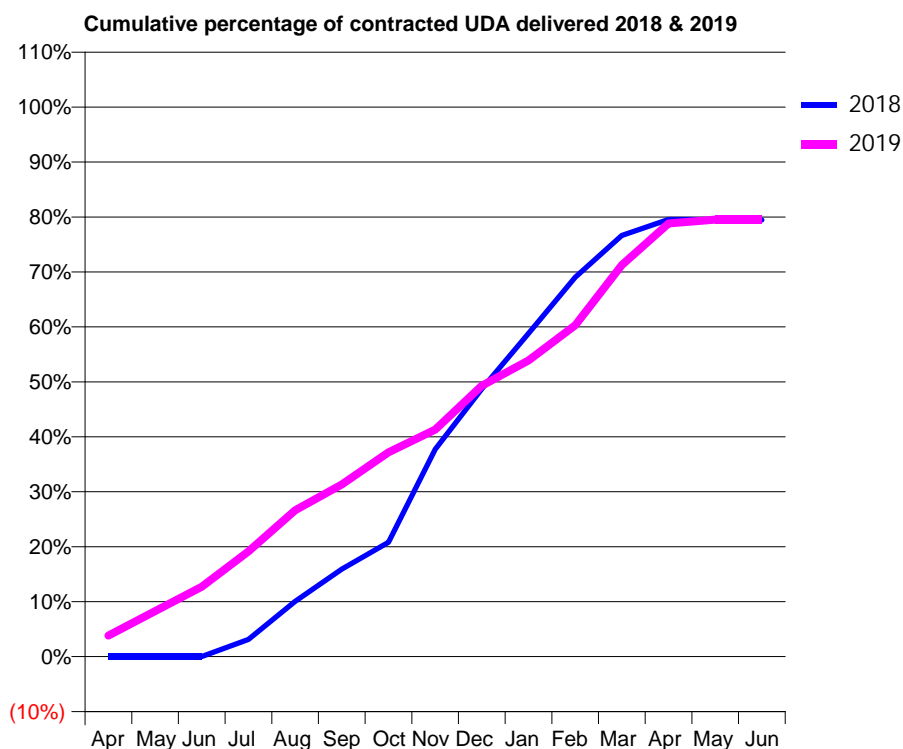
18/19 Contracted general activity (UDA)	13,558
Carry forward general activity (UDA)	0
18/19 Contracted orthodontic activity (UOA)	0
Carry forward orthodontic activity (UOA)	0
Baseline contract value	£341,594.35

ACCESS*

Patients seen in 24 months	Total	Change since previous quarter
Quarter ending March 2018	2,650	
Quarter ending June 2018	2,768	↑
Quarter ending September 2018	2,911	↑
Quarter ending December 2018	3,044	↑
Quarter ending March 2019	3,279	↑
Variance since March 2018	23.7%	↑



ACTIVITY



Month	Adjusted Scheduled Activity (UDA)	
	2018	2019
April	0	517
May	0	1,123
June	0	1,725
July	320	2,597
August	1,022	3,610
September	1,619	4,246
October	2,115	5,043
November	3,835	5,602
December	4,953	6,685
January	5,979	7,305
February	7,019	8,175
March	7,794	9,660
April	8,087	10,687
May	8,084	10,780
June	8,080	10,780

QUALITY

	Quantity	Base Number	Contract	AT	Region	England
% of FP17s for the same patient ID Re-attending within 3 months - Children	118	1,732	6.8%	9.5%	11.5%	11.8%
% of FP17s for the same patient ID Re-attending within 3 months - Adults	325	2,895	11.2%	14.2%	15.2%	15.7%
% of FP17s for the same patient ID Re-attending between 3 & 9 months - Children	1,232	1,732	71.1%	61.5%	60.2%	58.9%
% of FP17s for the same patient ID Re-attending between 3 & 9 months - Adults	1,677	2,895	57.9%	52.5%	51.8%	50.8%
% of FP17s for Band 1 Urgent Courses	338	4,863	7.0%	7.9%	8.1%	9.1%
% of FP17s Relating to Free Repair or Replacements	14	4,863	0.3%	0.8%	0.8%	0.8%
% of FP17s Relating to Continuations	1	4,863	0.0%	0.9%	0.9%	0.9%
% of Patients satisfied with the dentistry they have received	1	1	N/A	91.8%	92.7%	92.5%
% of Patients satisfied with the time they had to wait for an appointment	1	1	N/A	86.1%	87.4%	87.0%

* This is based on patients treated on this contract for their most recent course of treatment. Figures in italics indicate the base number of FP17s or Patient Questionnaire responses are less than 100. N/A is shown where the base number of responses is less than 10 during the period. % is calculated as Quantity/Base number*100

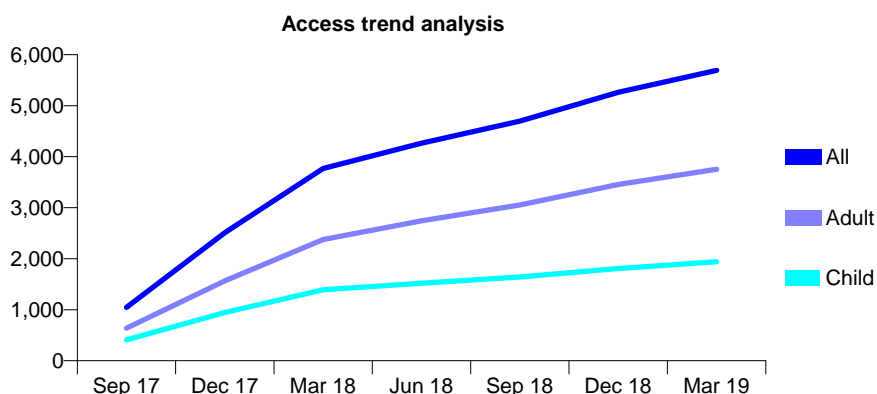
Q59 - Vital Signs At a Glance Contract Report for 100478/0000 - Year end March 2019

Name or company name	Rodericks Dental Limited
Contract type name	GDS Contract
Purpose of contract	General
Contract start date	01/08/2017
Contract end date	

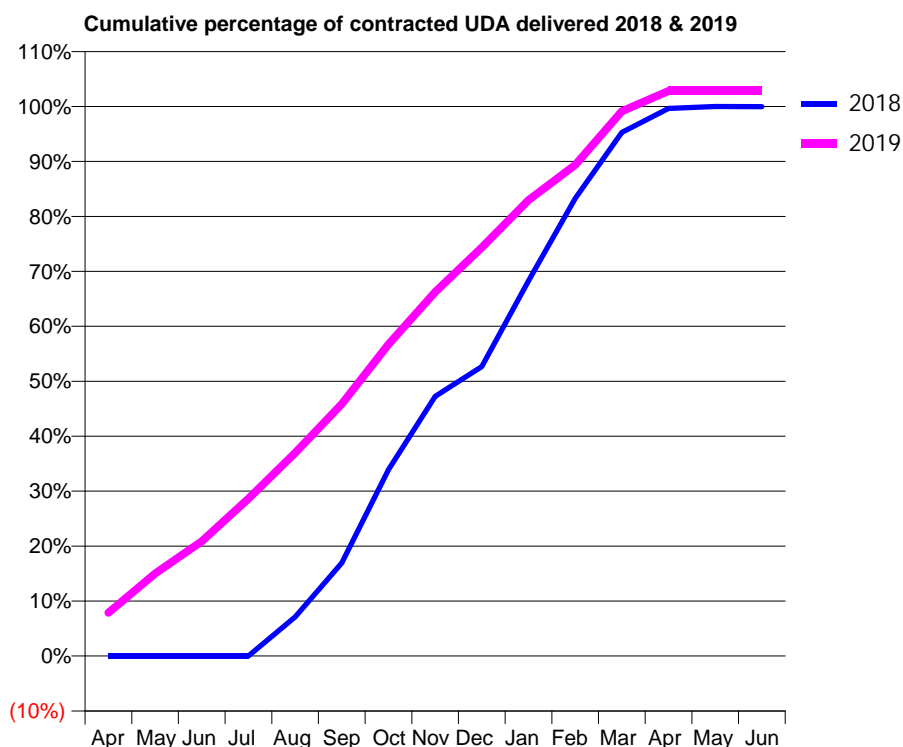
18/19 Contracted general activity (UDA)	13,122
Carry forward general activity (UDA)	-472
18/19 Contracted orthodontic activity (UOA)	0
Carry forward orthodontic activity (UOA)	0
Baseline contract value	£348,427.24

ACCESS*

Patients seen in 24 months	Total	Change since previous quarter
Quarter ending March 2018	3,768	
Quarter ending June 2018	4,265	↑
Quarter ending September 2018	4,698	↑
Quarter ending December 2018	5,264	↑
Quarter ending March 2019	5,692	↑
Variance since March 2018	51.1%	↑



ACTIVITY



Month	Adjusted Scheduled Activity (UDA)	
	2018	2019
April	0	1,032
May	0	1,971
June	0	2,737
July	0	3,760
August	606	4,850
September	1,440	6,018
October	2,882	7,444
November	4,016	8,691
December	4,475	9,756
January	5,801	10,886
February	7,077	11,726
March	8,094	13,006
April	8,468	13,492
May	8,497	13,491
June	8,496	13,492

QUALITY

	Quantity	Base Number	Contract	AT	Region	England
% of FP17s for the same patient ID Re-attending within 3 months - Children	214	2,835	7.5%	9.5%	11.5%	11.8%
% of FP17s for the same patient ID Re-attending within 3 months - Adults	489	4,585	10.7%	14.2%	15.2%	15.7%
% of FP17s for the same patient ID Re-attending between 3 & 9 months - Children	1,449	2,835	51.1%	61.5%	60.2%	58.9%
% of FP17s for the same patient ID Re-attending between 3 & 9 months - Adults	1,685	4,585	36.8%	52.5%	51.8%	50.8%
% of FP17s for Band 1 Urgent Courses	704	7,198	9.8%	7.9%	8.1%	9.1%
% of FP17s Relating to Free Repair or Replacements	39	7,198	0.5%	0.8%	0.8%	0.8%
% of FP17s Relating to Continuations	31	7,198	0.4%	0.9%	0.9%	0.9%
% of Patients satisfied with the dentistry they have received	0	0	N/A	91.8%	92.7%	92.5%
% of Patients satisfied with the time they had to wait for an appointment	0	0	N/A	86.1%	87.4%	87.0%

* This is based on patients treated on this contract for their most recent course of treatment. Figures in italics indicate the base number of FP17s or Patient Questionnaire responses are less than 100. N/A is shown where the base number of responses is less than 10 during the period. % is calculated as Quantity/Base number*100

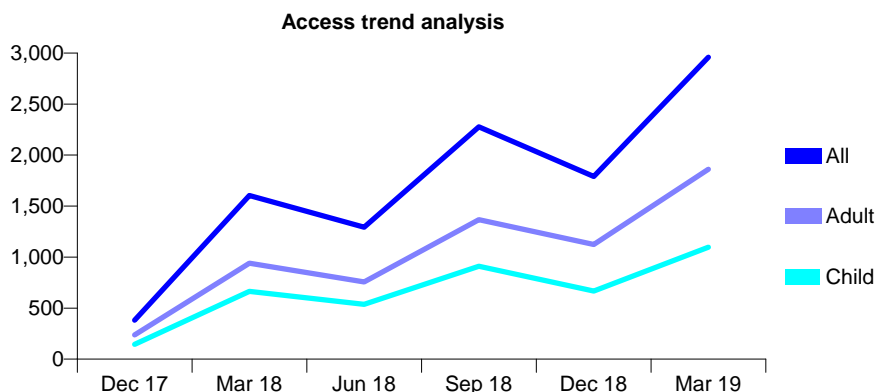
Q59 - Vital Signs At a Glance Contract Report for 100536/0000 - Year end March 2019

Name or company name	The Whitehouse Surgery Ltd
Contract type name	PDS Plus Contract
Purpose of contract	General
Contract start date	01/12/2017
Contract end date	30/11/2024

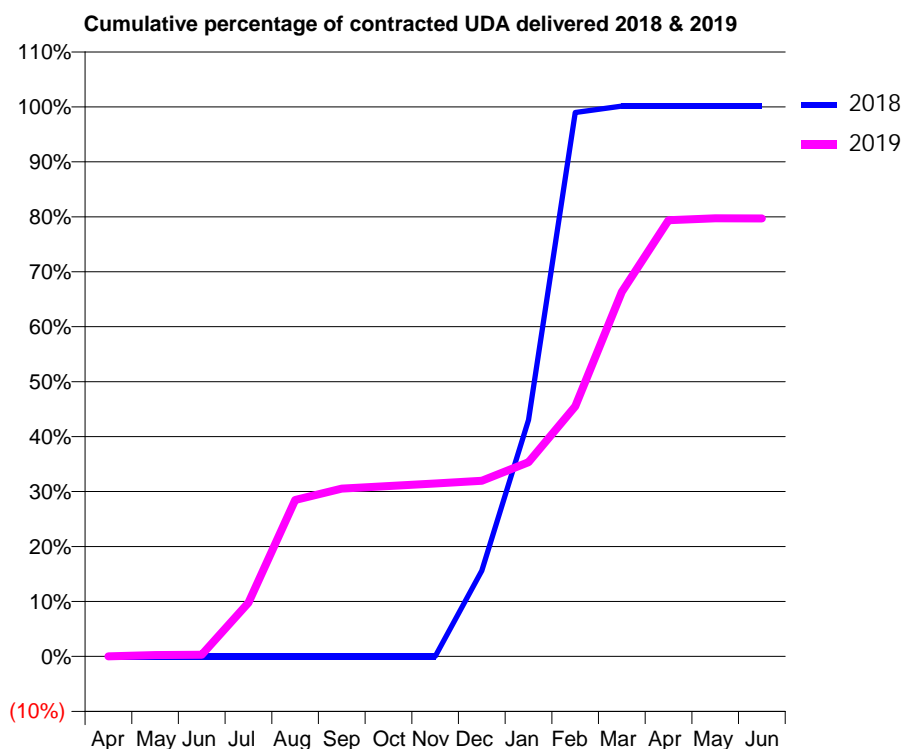
18/19 Contracted general activity (UDA)	10,000
Carry forward general activity (UDA)	5
18/19 Contracted orthodontic activity (UOA)	0
Carry forward orthodontic activity (UOA)	0
Baseline contract value	£157,500.00

ACCESS*

Patients seen in 24 months	Total	Change since previous quarter
Quarter ending March 2018	1,605	
Quarter ending June 2018	1,294	↓
Quarter ending September 2018	2,277	↑
Quarter ending December 2018	1,790	↓
Quarter ending March 2019	2,959	↑
Variance since March 2018	84.4%	↑



ACTIVITY



Month	2018	2019
April	0	2
May	0	25
June	0	30
July	0	977
August	0	2,847
September	0	3,055
October	0	3,101
November	0	3,147
December	520	3,196
January	1,434	3,534
February	3,299	4,551
March	3,338	6,633
April	3,338	7,937
May	3,338	7,972
June	3,338	7,971

QUALITY

	Quantity	Base Number	Contract	AT	Region	England
% of FP17s for the same patient ID Re-attending within 3 months - Children	8	1,224	0.7%	9.5%	11.5%	11.8%
% of FP17s for the same patient ID Re-attending within 3 months - Adults	39	1,841	2.1%	14.2%	15.2%	15.7%
% of FP17s for the same patient ID Re-attending between 3 & 9 months - Children	225	1,224	18.4%	61.5%	60.2%	58.9%
% of FP17s for the same patient ID Re-attending between 3 & 9 months - Adults	319	1,841	17.3%	52.5%	51.8%	50.8%
% of FP17s for Band 1 Urgent Courses	136	3,562	3.8%	7.9%	8.1%	9.1%
% of FP17s Relating to Free Repair or Replacements	9	3,562	0.3%	0.8%	0.8%	0.8%
% of FP17s Relating to Continuations	22	3,562	0.6%	0.9%	0.9%	0.9%
% of Patients satisfied with the dentistry they have received	1	1	N/A	91.8%	92.7%	92.5%
% of Patients satisfied with the time they had to wait for an appointment	1	1	N/A	86.1%	87.4%	87.0%

* This is based on patients treated on this contract for their most recent course of treatment. Figures in italics indicate the base number of FP17s or Patient Questionnaire responses are less than 100. N/A is shown where the base number of responses is less than 10 during the period. % is calculated as Quantity/Base number*100

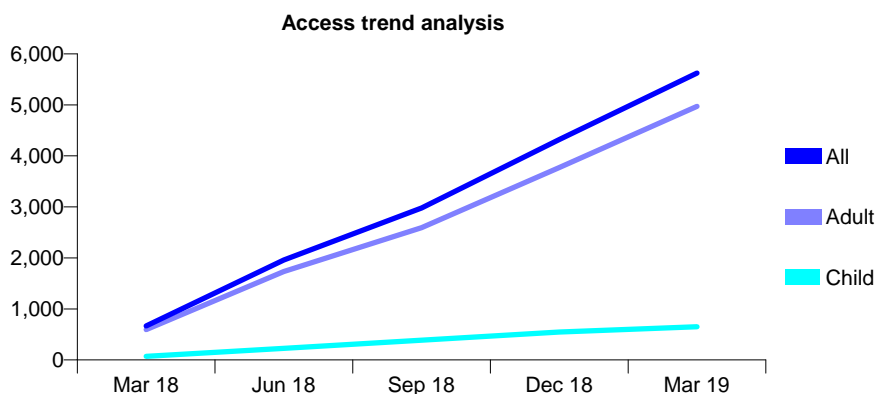
Q59 - Vital Signs At a Glance Contract Report for 100542/0000 - Year end March 2019

Name or company name	JDRM Dental Care Ltd
Contract type name	PDS Plus Contract
Purpose of contract	General
Contract start date	01/12/2017
Contract end date	30/11/2024

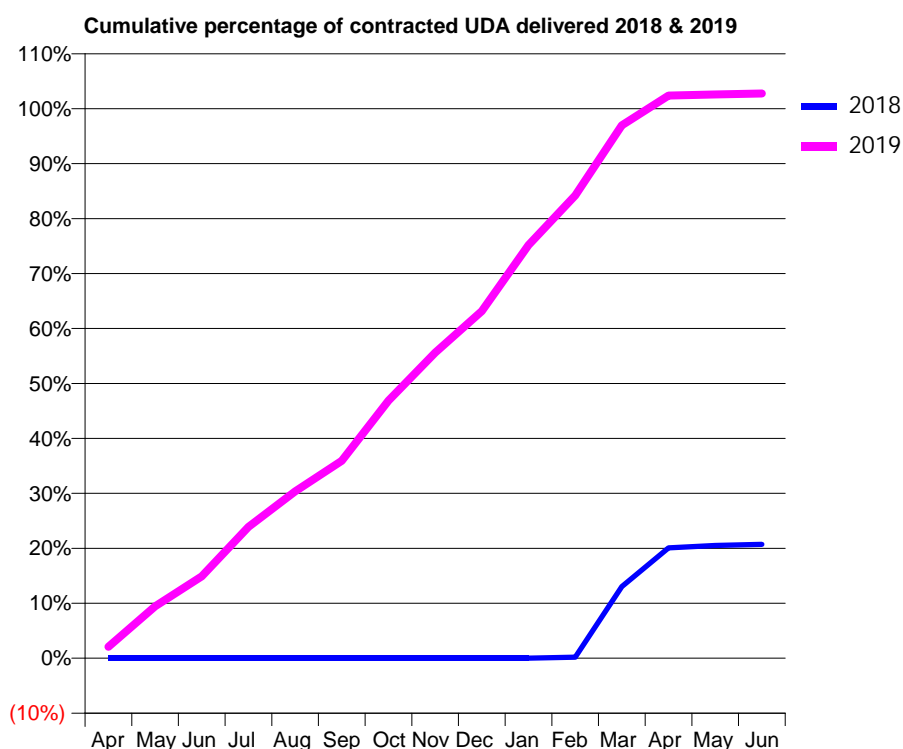
18/19 Contracted general activity (UDA)	16,500
Carry forward general activity (UDA)	0
18/19 Contracted orthodontic activity (UOA)	0
Carry forward orthodontic activity (UOA)	0
Baseline contract value	£322,961.10

ACCESS*

Patients seen in 24 months	Total	Change since previous quarter
Quarter ending March 2018	668	
Quarter ending June 2018	1,960	↑
Quarter ending September 2018	2,979	↑
Quarter ending December 2018	4,319	↑
Quarter ending March 2019	5,621	↑
Variance since March 2018	741.5%	↑



ACTIVITY



Month	Adjusted Scheduled Activity (UDA)	
	2018	2019
April	0	348
May	0	1,560
June	0	2,460
July	0	3,943
August	0	5,013
September	0	5,929
October	0	7,735
November	0	9,177
December	0	10,419
January	0	12,405
February	17	13,896
March	1,087	15,997
April	1,673	16,893
May	1,709	16,928
June	1,727	16,953

QUALITY

	Quantity	Base Number	Contract	AT	Region	England
% of FP17s for the same patient ID Re-attending within 3 months - Children	164	1,250	13.1%	9.5%	11.5%	11.8%
% of FP17s for the same patient ID Re-attending within 3 months - Adults	1,725	8,607	20.0%	14.2%	15.2%	15.7%
% of FP17s for the same patient ID Re-attending between 3 & 9 months - Children	143	1,250	11.4%	61.5%	60.2%	58.9%
% of FP17s for the same patient ID Re-attending between 3 & 9 months - Adults	672	8,607	7.8%	52.5%	51.8%	50.8%
% of FP17s for Band 1 Urgent Courses	6,067	9,758	62.2%	7.9%	8.1%	9.1%
% of FP17s Relating to Free Repair or Replacements	10	9,758	0.1%	0.8%	0.8%	0.8%
% of FP17s Relating to Continuations	5	9,758	0.1%	0.9%	0.9%	0.9%
% of Patients satisfied with the dentistry they have received	4	4	N/A	91.8%	92.7%	92.5%
% of Patients satisfied with the time they had to wait for an appointment	4	4	N/A	86.1%	87.4%	87.0%

* This is based on patients treated on this contract for their most recent course of treatment.

Figures in italics indicate the base number of FP17s or Patient Questionnaire responses are less than 100. N/A is shown where the base number of responses is less than 10 during the period. % is calculated as Quantity/Base number*100

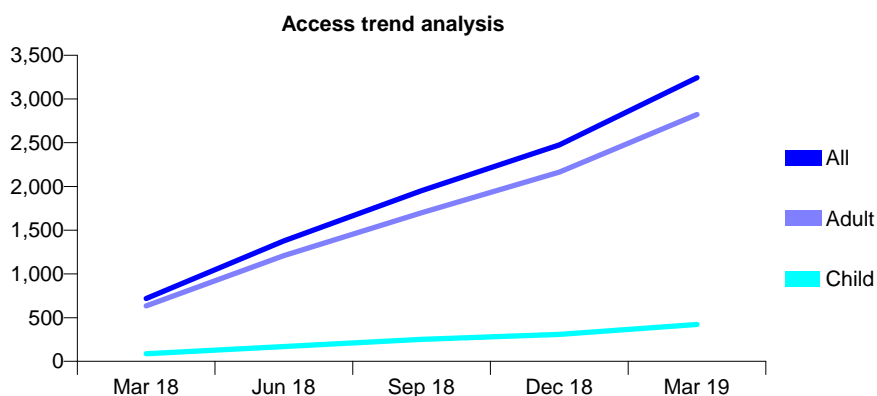
Q59 - Vital Signs At a Glance Contract Report for 100548/0000 - Year end March 2019

Name or company name	JDRM Dental Care Ltd
Contract type name	PDS Plus Contract
Purpose of contract	General
Contract start date	01/12/2017
Contract end date	30/11/2024

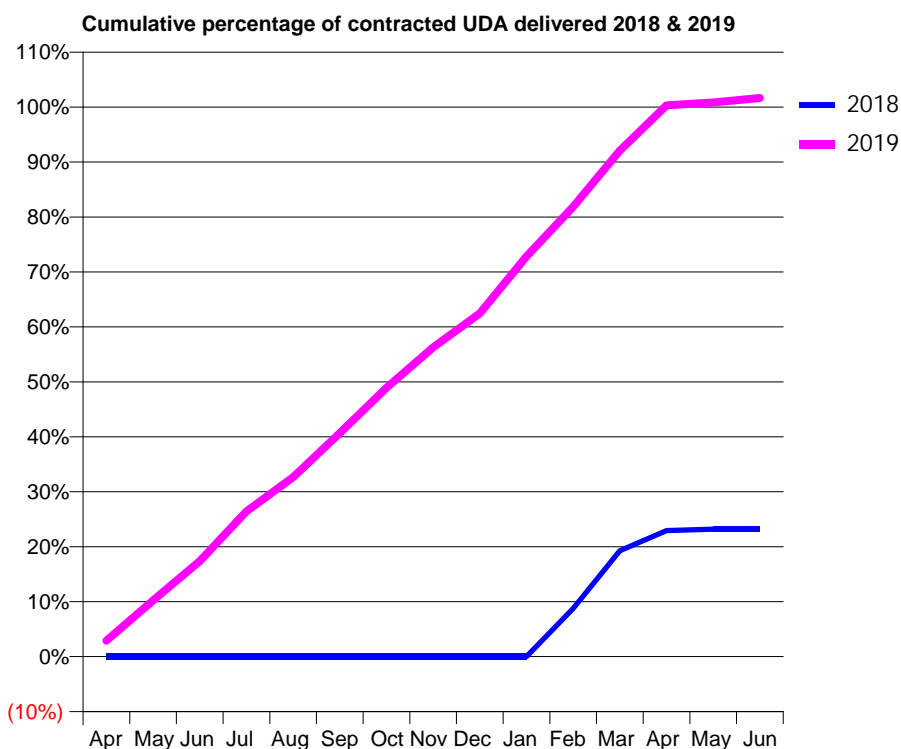
18/19 Contracted general activity (UDA)	8,500
Carry forward general activity (UDA)	0
18/19 Contracted orthodontic activity (UOA)	0
Carry forward orthodontic activity (UOA)	0
Baseline contract value	£166,373.90

ACCESS*

Patients seen in 24 months	Total	Change since previous quarter
Quarter ending March 2018	719	
Quarter ending June 2018	1,376	↑
Quarter ending September 2018	1,951	↑
Quarter ending December 2018	2,474	↑
Quarter ending March 2019	3,245	↑
Variance since March 2018	351.3%	↑



ACTIVITY



Month	Adjusted Scheduled Activity (UDA)	
	2018	2019
April	0	247
May	0	870
June	0	1,479
July	0	2,246
August	0	2,774
September	0	3,456
October	0	4,158
November	0	4,784
December	0	5,308
January	0	6,189
February	733	6,958
March	1,604	7,827
April	1,913	8,526
May	1,935	8,571
June	1,935	8,639

QUALITY

	Quantity	Base Number	Contract	AT	Region	England
% of FP17s for the same patient ID Re-attending within 3 months - Children	93	760	12.2%	9.5%	11.5%	11.8%
% of FP17s for the same patient ID Re-attending within 3 months - Adults	753	4,600	16.4%	14.2%	15.2%	15.7%
% of FP17s for the same patient ID Re-attending between 3 & 9 months - Children	78	760	10.3%	61.5%	60.2%	58.9%
% of FP17s for the same patient ID Re-attending between 3 & 9 months - Adults	325	4,600	7.1%	52.5%	51.8%	50.8%
% of FP17s for Band 1 Urgent Courses	3,630	5,443	66.7%	7.9%	8.1%	9.1%
% of FP17s Relating to Free Repair or Replacements	17	5,443	0.3%	0.8%	0.8%	0.8%
% of FP17s Relating to Continuations	4	5,443	0.1%	0.9%	0.9%	0.9%
% of Patients satisfied with the dentistry they have received	1	1	N/A	91.8%	92.7%	92.5%
% of Patients satisfied with the time they had to wait for an appointment	1	1	N/A	86.1%	87.4%	87.0%

* This is based on patients treated on this contract for their most recent course of treatment. Figures in italics indicate the base number of FP17s or Patient Questionnaire responses are less than 100. N/A is shown where the base number of responses is less than 10 during the period. % is calculated as Quantity/Base number*100

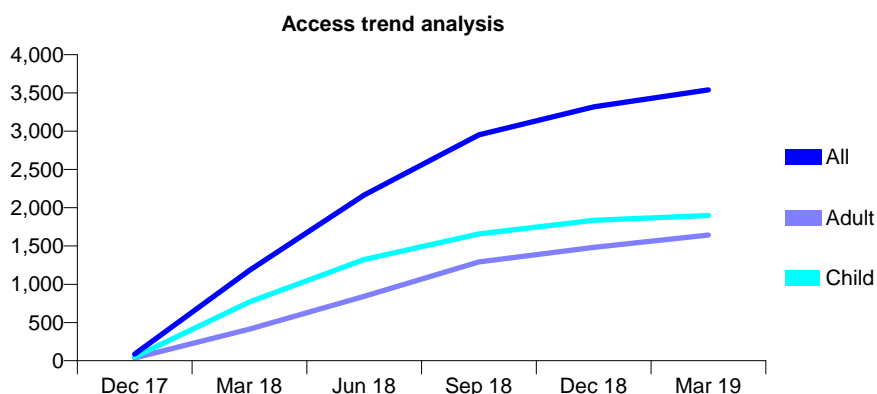
Q59 - Vital Signs At a Glance Contract Report for 100549/0000 - Year end March 2019

Name or company name	Community Dental Services CIC
Contract type name	PDS Contract
Purpose of contract	General
Contract start date	01/12/2017
Contract end date	30/11/2024

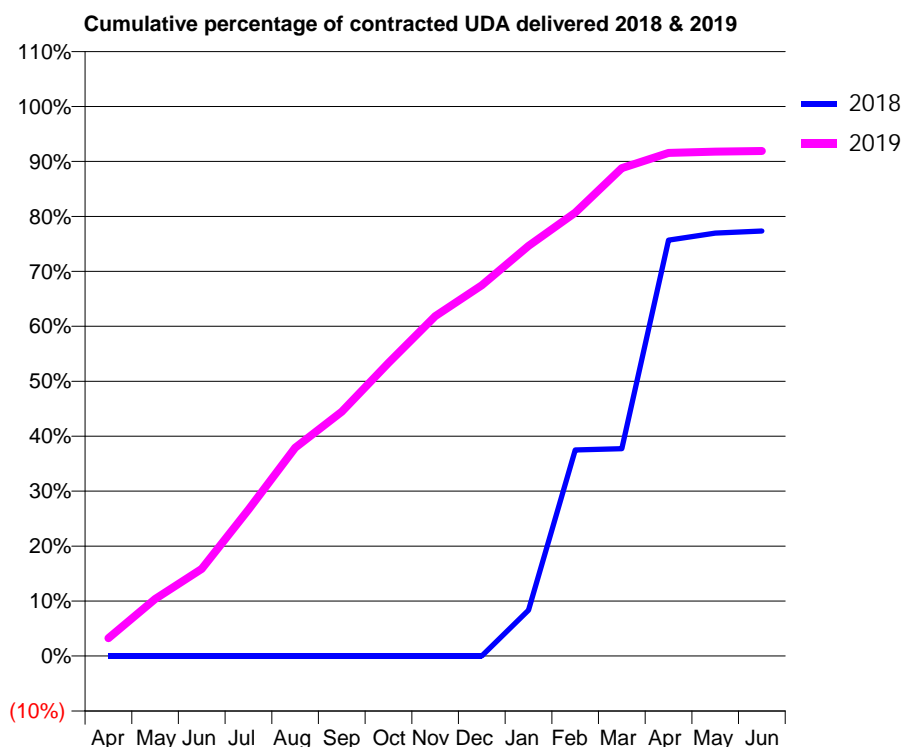
18/19 Contracted general activity (UDA)	10,500
Carry forward general activity (UDA)	0
18/19 Contracted orthodontic activity (UOA)	0
Carry forward orthodontic activity (UOA)	0
Baseline contract value	£2,845,017.10

ACCESS*

Patients seen in 24 months	Total	Change since previous quarter
Quarter ending March 2018	1,180	
Quarter ending June 2018	2,165	↑
Quarter ending September 2018	2,951	↑
Quarter ending December 2018	3,318	↑
Quarter ending March 2019	3,540	↑
Variance since March 2018	200.0%	↑



ACTIVITY



Month	Adjusted Scheduled Activity (UDA)	
	2018	2019
April	0	341
May	0	1,089
June	0	1,664
July	0	2,795
August	0	3,981
September	0	4,669
October	0	5,602
November	0	6,494
December	0	7,086
January	291	7,835
February	1,313	8,472
March	1,320	9,321
April	2,648	9,612
May	2,694	9,638
June	2,707	9,647

QUALITY

	Quantity	Base Number	Contract	AT	Region	England
% of FP17s for the same patient ID Re-attending within 3 months - Children	335	4,432	7.6%	9.5%	11.5%	11.8%
% of FP17s for the same patient ID Re-attending within 3 months - Adults	198	2,428	8.2%	14.2%	15.2%	15.7%
% of FP17s for the same patient ID Re-attending between 3 & 9 months - Children	910	4,432	20.5%	61.5%	60.2%	58.9%
% of FP17s for the same patient ID Re-attending between 3 & 9 months - Adults	694	2,428	28.6%	52.5%	51.8%	50.8%
% of FP17s for Band 1 Urgent Courses	281	6,078	4.6%	7.9%	8.1%	9.1%
% of FP17s Relating to Free Repair or Replacements	1	6,078	0.0%	0.8%	0.8%	0.8%
% of FP17s Relating to Continuations	2	6,078	0.0%	0.9%	0.9%	0.9%
% of Patients satisfied with the dentistry they have received	0	0	N/A	91.8%	92.7%	92.5%
% of Patients satisfied with the time they had to wait for an appointment	0	0	N/A	86.1%	87.4%	87.0%

* This is based on patients treated on this contract for their most recent course of treatment. Figures in italics indicate the base number of FP17s or Patient Questionnaire responses are less than 100. N/A is shown where the base number of responses is less than 10 during the period. % is calculated as Quantity/Base number*100

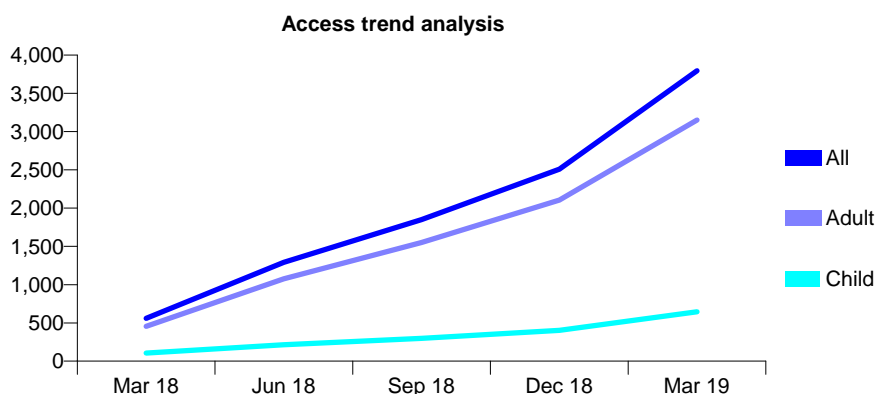
Q59 - Vital Signs At a Glance Contract Report for 100559/0000 - Year end March 2019

Name or company name	JDRM Dental Care Ltd
Contract type name	PDS Plus Contract
Purpose of contract	General
Contract start date	21/12/2017
Contract end date	11/01/2025

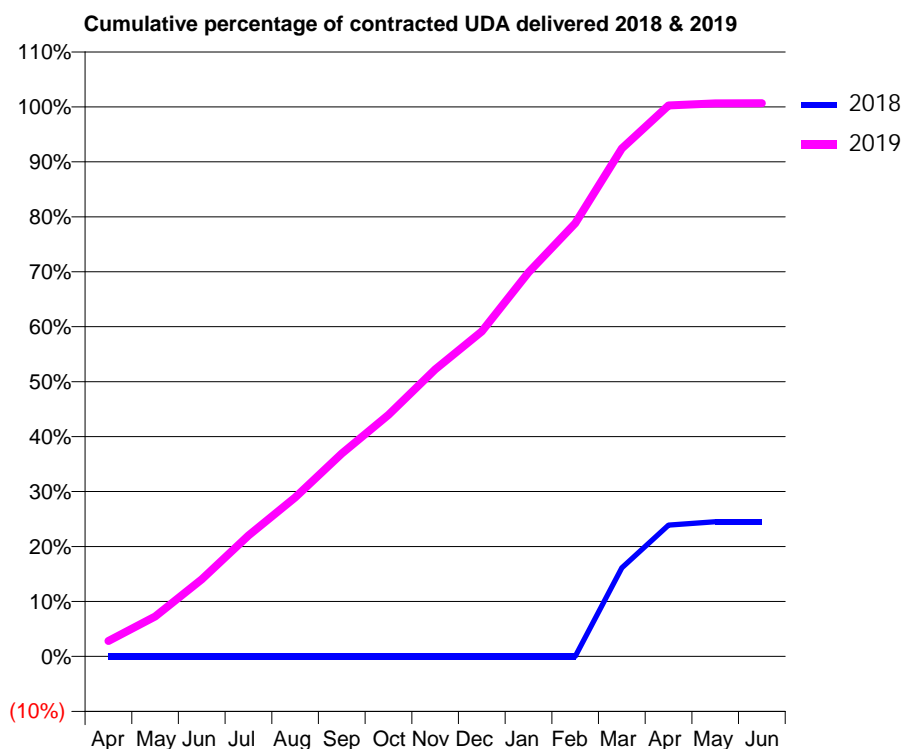
18/19 Contracted general activity (UDA)	12,000
Carry forward general activity (UDA)	0
18/19 Contracted orthodontic activity (UOA)	0
Carry forward orthodontic activity (UOA)	0
Baseline contract value	£234,880.80

ACCESS*

Patients seen in 24 months	Total	Change since previous quarter
Quarter ending March 2018	561	
Quarter ending June 2018	1,293	↑
Quarter ending September 2018	1,850	↑
Quarter ending December 2018	2,509	↑
Quarter ending March 2019	3,796	↑
Variance since March 2018	576.6%	↑



ACTIVITY



Month	Adjusted Scheduled Activity (UDA)	
	2018	2019
April	0	340
May	0	873
June	0	1,681
July	0	2,641
August	0	3,472
September	0	4,429
October	0	5,276
November	0	6,268
December	0	7,095
January	0	8,385
February	0	9,460
March	888	11,092
April	1,317	12,032
May	1,350	12,074
June	1,351	12,078

QUALITY

	Quantity	Base Number	Contract	AT	Region	England
% of FP17s for the same patient ID Re-attending within 3 months - Children	49	884	5.5%	9.5%	11.5%	11.8%
% of FP17s for the same patient ID Re-attending within 3 months - Adults	636	4,685	13.6%	14.2%	15.2%	15.7%
% of FP17s for the same patient ID Re-attending between 3 & 9 months - Children	199	884	22.5%	61.5%	60.2%	58.9%
% of FP17s for the same patient ID Re-attending between 3 & 9 months - Adults	806	4,685	17.2%	52.5%	51.8%	50.8%
% of FP17s for Band 1 Urgent Courses	1,676	5,768	29.1%	7.9%	8.1%	9.1%
% of FP17s Relating to Free Repair or Replacements	14	5,768	0.2%	0.8%	0.8%	0.8%
% of FP17s Relating to Continuations	11	5,768	0.2%	0.9%	0.9%	0.9%
% of Patients satisfied with the dentistry they have received	3	6	N/A	91.8%	92.7%	92.5%
% of Patients satisfied with the time they had to wait for an appointment	5	6	N/A	86.1%	87.4%	87.0%

* This is based on patients treated on this contract for their most recent course of treatment. Figures in italics indicate the base number of FP17s or Patient Questionnaire responses are less than 100. N/A is shown where the base number of responses is less than 10 during the period. % is calculated as Quantity/Base number*100

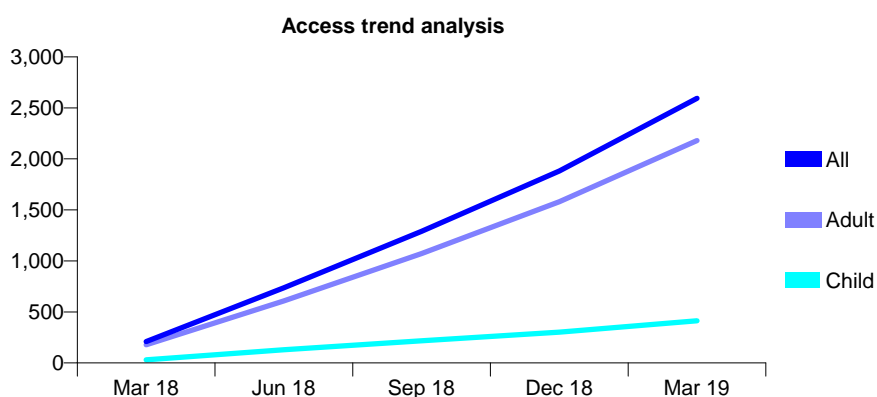
Q59 - Vital Signs At a Glance Contract Report for 100570/0000 - Year end March 2019

Name or company name	JDRM Dental Care Ltd
Contract type name	PDS Plus Contract
Purpose of contract	General
Contract start date	12/01/2018
Contract end date	11/01/2025

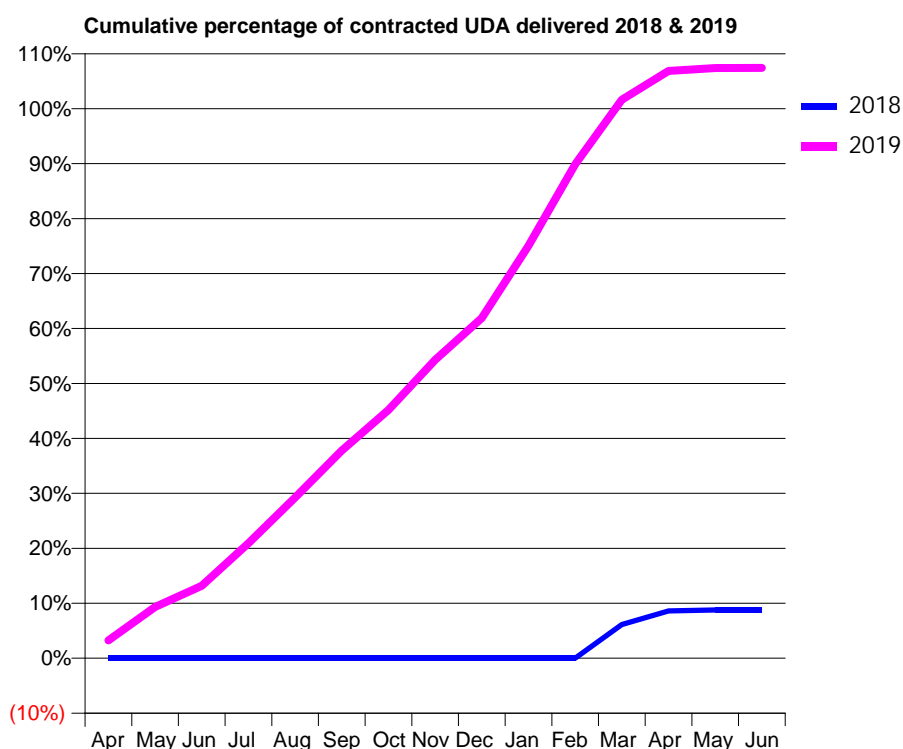
18/19 Contracted general activity (UDA)	5,500
Carry forward general activity (UDA)	0
18/19 Contracted orthodontic activity (UOA)	0
Carry forward orthodontic activity (UOA)	0
Baseline contract value	£107,653.70

ACCESS*

Patients seen in 24 months	Total	Change since previous quarter
Quarter ending March 2018	210	
Quarter ending June 2018	736	↑
Quarter ending September 2018	1,290	↑
Quarter ending December 2018	1,882	↑
Quarter ending March 2019	2,594	↑
Variance since March 2018	1135.2%	↑



ACTIVITY



Month	Adjusted Scheduled Activity (UDA)	
	2018	2019
April	0	178
May	0	514
June	0	725
July	0	1,151
August	0	1,608
September	0	2,079
October	0	2,485
November	0	2,986
December	0	3,404
January	0	4,128
February	0	4,944
March	337	5,590
April	474	5,877
May	484	5,906
June	484	5,907

QUALITY

	Quantity	Base Number	Contract	AT	Region	England
% of FP17s for the same patient ID Re-attending within 3 months - Children	33	570	5.8%	9.5%	11.5%	11.8%
% of FP17s for the same patient ID Re-attending within 3 months - Adults	384	3,067	12.5%	14.2%	15.2%	15.7%
% of FP17s for the same patient ID Re-attending between 3 & 9 months - Children	96	570	16.8%	61.5%	60.2%	58.9%
% of FP17s for the same patient ID Re-attending between 3 & 9 months - Adults	421	3,067	13.7%	52.5%	51.8%	50.8%
% of FP17s for Band 1 Urgent Courses	1,121	3,731	30.0%	7.9%	8.1%	9.1%
% of FP17s Relating to Free Repair or Replacements	0	3,731	0.0%	0.8%	0.8%	0.8%
% of FP17s Relating to Continuations	0	3,731	0.0%	0.9%	0.9%	0.9%
% of Patients satisfied with the dentistry they have received	5	6	N/A	91.8%	92.7%	92.5%
% of Patients satisfied with the time they had to wait for an appointment	4	6	N/A	86.1%	87.4%	87.0%

* This is based on patients treated on this contract for their most recent course of treatment.

Figures in italics indicate the base number of FP17s or Patient Questionnaire responses are less than 100. N/A is shown where the base number of responses is less than 10 during the period. % is calculated as Quantity/Base number*100

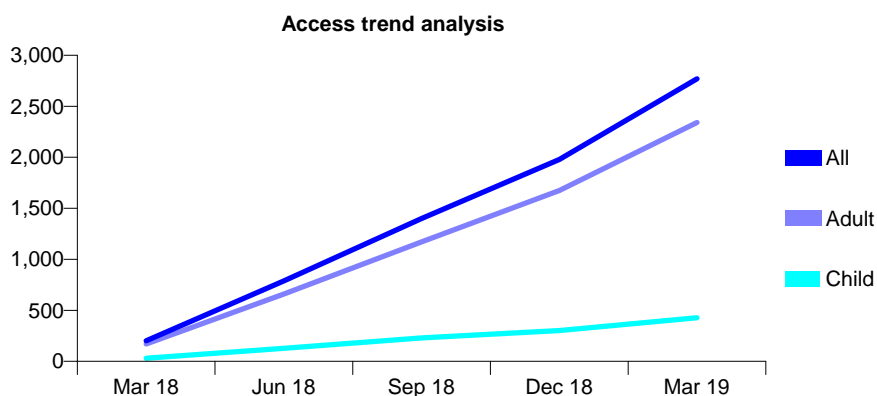
Q59 - Vital Signs At a Glance Contract Report for 100579/0000 - Year end March 2019

Name or company name	JDRM Dental Care Ltd
Contract type name	PDS Plus Contract
Purpose of contract	General
Contract start date	01/02/2018
Contract end date	31/01/2025

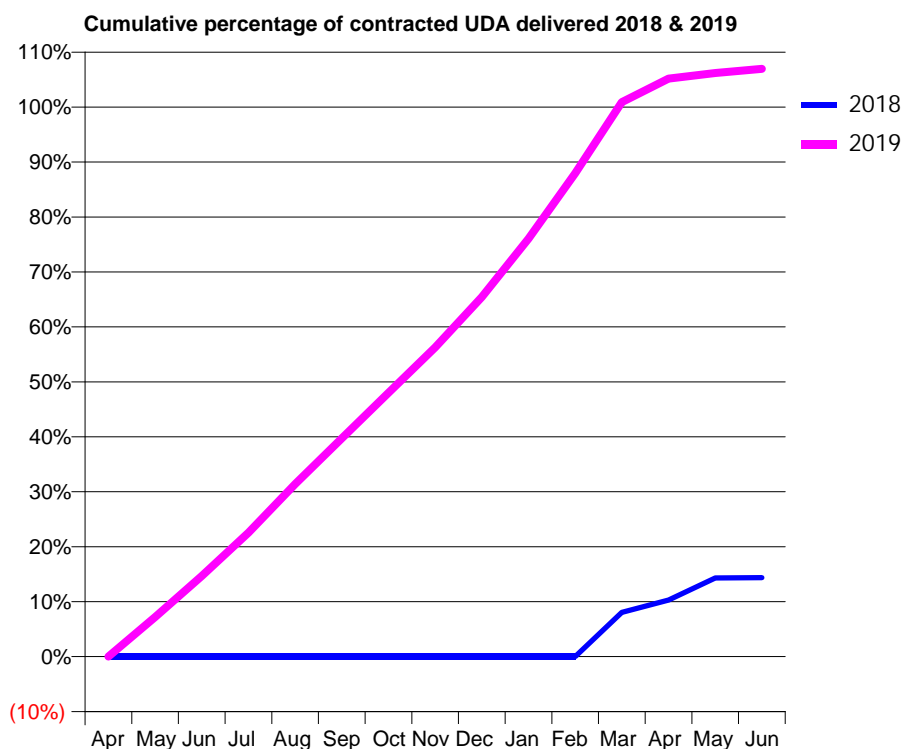
18/19 Contracted general activity (UDA)	9,000
Carry forward general activity (UDA)	0
18/19 Contracted orthodontic activity (UOA)	0
Carry forward orthodontic activity (UOA)	0
Baseline contract value	£176,160.60

ACCESS*

Patients seen in 24 months	Total	Change since previous quarter
Quarter ending March 2018	202	
Quarter ending June 2018	787	↑
Quarter ending September 2018	1,399	↑
Quarter ending December 2018	1,978	↑
Quarter ending March 2019	2,769	↑
Variance since March 2018	1270.8%	↑



ACTIVITY



Month	Adjusted Scheduled Activity (UDA)	
	2018	2019
April	0	0
May	0	649
June	0	1,321
July	0	2,031
August	0	2,827
September	0	3,575
October	0	4,321
November	0	5,066
December	0	5,890
January	0	6,845
February	0	7,917
March	335	9,079
April	429	9,467
May	598	9,558
June	600	9,626

QUALITY

	Quantity	Base Number	Contract	AT	Region	England
% of FP17s for the same patient ID Re-attending within 3 months - Children	57	665	8.6%	9.5%	11.5%	11.8%
% of FP17s for the same patient ID Re-attending within 3 months - Adults	601	3,886	15.5%	14.2%	15.2%	15.7%
% of FP17s for the same patient ID Re-attending between 3 & 9 months - Children	63	665	9.5%	61.5%	60.2%	58.9%
% of FP17s for the same patient ID Re-attending between 3 & 9 months - Adults	279	3,886	7.2%	52.5%	51.8%	50.8%
% of FP17s for Band 1 Urgent Courses	2,286	4,690	48.7%	7.9%	8.1%	9.1%
% of FP17s Relating to Free Repair or Replacements	19	4,690	0.4%	0.8%	0.8%	0.8%
% of FP17s Relating to Continuations	7	4,690	0.1%	0.9%	0.9%	0.9%
% of Patients satisfied with the dentistry they have received	1	1	N/A	91.8%	92.7%	92.5%
% of Patients satisfied with the time they had to wait for an appointment	1	1	N/A	86.1%	87.4%	87.0%

* This is based on patients treated on this contract for their most recent course of treatment. Figures in italics indicate the base number of FP17s or Patient Questionnaire responses are less than 100. N/A is shown where the base number of responses is less than 10 during the period. % is calculated as Quantity/Base number*100


Q59 - Vital Signs At a Glance Contract Report for 100944/0000 - Year end March 2019

Name or company name	JDSP Dental Limited
Contract type name	PDS Plus Contract
Purpose of contract	General
Contract start date	07/01/2019
Contract end date	06/01/2026

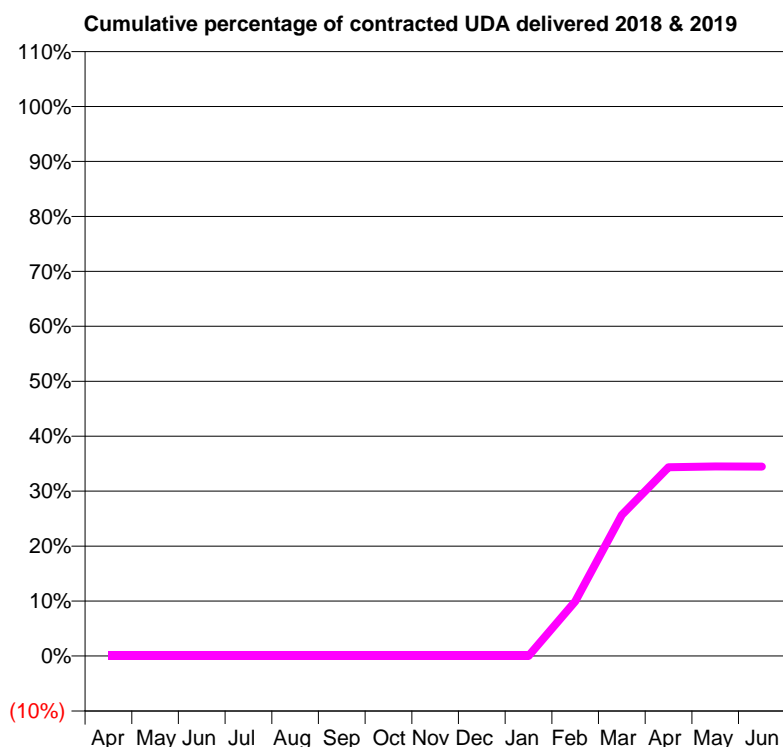
18/19 Contracted general activity (UDA)	7,016
Carry forward general activity (UDA)	0
18/19 Contracted orthodontic activity (UOA)	0
Carry forward orthodontic activity (UOA)	0
Baseline contract value	£137,813.18

ACCESS*

Patients seen in 24 months	Total	Change since previous quarter
Quarter ending March 2018	0	
Quarter ending June 2018	0	
Quarter ending September 2018	0	
Quarter ending December 2018	0	
Quarter ending March 2019	922	
Variance since March 2018	N/A	



ACTIVITY



Month	Adjusted Scheduled Activity (UDA)	
	2018	2019
April	0	0
May	0	0
June	0	0
July	0	0
August	0	0
September	0	0
October	0	0
November	0	0
December	0	0
January	0	0
February	0	697
March	0	1,801
April	0	2,411
May	0	2,420
June	0	2,419

QUALITY

	Quantity	Base Number	Contract	AT	Region	England
% of FP17s for the same patient ID Re-attending within 3 months - Children	3	156	1.9%	9.5%	11.5%	11.8%
% of FP17s for the same patient ID Re-attending within 3 months - Adults	36	666	5.4%	14.2%	15.2%	15.7%
% of FP17s for the same patient ID Re-attending between 3 & 9 months - Children	0	156	0.0%	61.5%	60.2%	58.9%
% of FP17s for the same patient ID Re-attending between 3 & 9 months - Adults	0	666	0.0%	52.5%	51.8%	50.8%
% of FP17s for Band 1 Urgent Courses	263	1,075	24.5%	7.9%	8.1%	9.1%
% of FP17s Relating to Free Repair or Replacements	1	1,075	0.1%	0.8%	0.8%	0.8%
% of FP17s Relating to Continuations	6	1,075	0.6%	0.9%	0.9%	0.9%
% of Patients satisfied with the dentistry they have received	0	0	N/A	91.8%	92.7%	92.5%
% of Patients satisfied with the time they had to wait for an appointment	0	0	N/A	86.1%	87.4%	87.0%

* This is based on patients treated on this contract for their most recent course of treatment. Figures in italics indicate the base number of FP17s or Patient Questionnaire responses are less than 100. N/A is shown where the base number of responses is less than 10 during the period. % is calculated as Quantity/Base number*100


Q59 - Vital Signs At a Glance Contract Report for 100949/0000 - Year end March 2019

Name or company name	JDSP Dental Limited
Contract type name	PDS Plus Contract
Purpose of contract	General
Contract start date	07/01/2019
Contract end date	06/01/2026

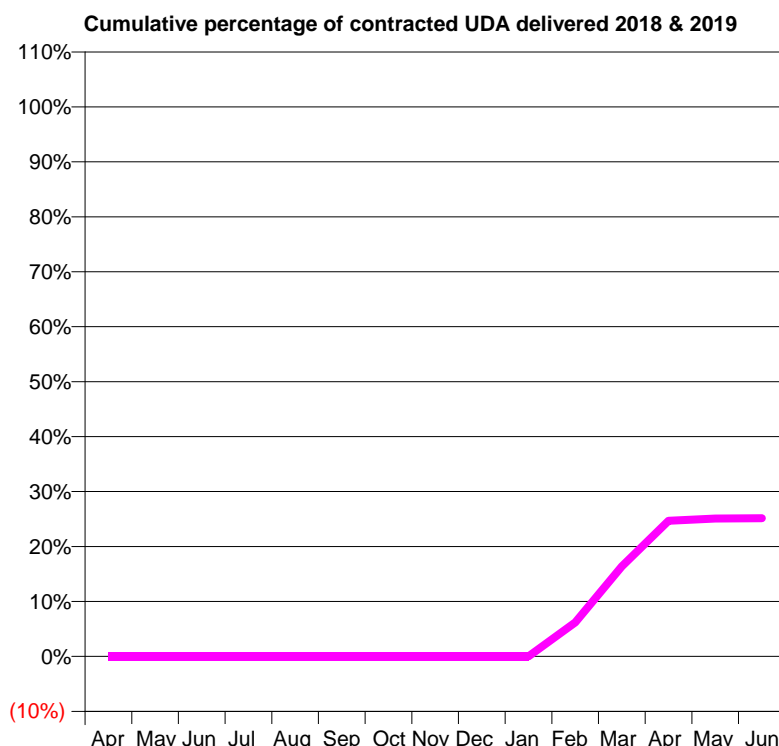
18/19 Contracted general activity (UDA)	5,847
Carry forward general activity (UDA)	0
18/19 Contracted orthodontic activity (UOA)	0
Carry forward orthodontic activity (UOA)	0
Baseline contract value	£121,433.75

ACCESS*

Patients seen in 24 months	Total	Change since previous quarter
Quarter ending March 2018	0	
Quarter ending June 2018	0	
Quarter ending September 2018	0	
Quarter ending December 2018	0	
Quarter ending March 2019	703	
Variance since March 2018	N/A	



ACTIVITY



Adjusted Scheduled Activity (UDA)		
Month	2018	2019
April	0	0
May	0	0
June	0	0
July	0	0
August	0	0
September	0	0
October	0	0
November	0	0
December	0	0
January	0	0
February	0	363
March	0	958
April	0	1,444
May	0	1,468
June	0	1,471

QUALITY

	Quantity	Base Number	Contract	AT	Region	England
% of FP17s for the same patient ID Re-attending within 3 months - Children	2	118	1.7%	9.5%	11.5%	11.8%
% of FP17s for the same patient ID Re-attending within 3 months - Adults	21	463	4.5%	14.2%	15.2%	15.7%
% of FP17s for the same patient ID Re-attending between 3 & 9 months - Children	0	118	0.0%	61.5%	60.2%	58.9%
% of FP17s for the same patient ID Re-attending between 3 & 9 months - Adults	0	463	0.0%	52.5%	51.8%	50.8%
% of FP17s for Band 1 Urgent Courses	178	862	20.6%	7.9%	8.1%	9.1%
% of FP17s Relating to Free Repair or Replacements	0	862	0.0%	0.8%	0.8%	0.8%
% of FP17s Relating to Continuations	2	862	0.2%	0.9%	0.9%	0.9%
% of Patients satisfied with the dentistry they have received	0	0	N/A	91.8%	92.7%	92.5%
% of Patients satisfied with the time they had to wait for an appointment	0	0	N/A	86.1%	87.4%	87.0%

* This is based on patients treated on this contract for their most recent course of treatment. Figures in italics indicate the base number of FP17s or Patient Questionnaire responses are less than 100. N/A is shown where the base number of responses is less than 10 during the period. % is calculated as Quantity/Base number*100

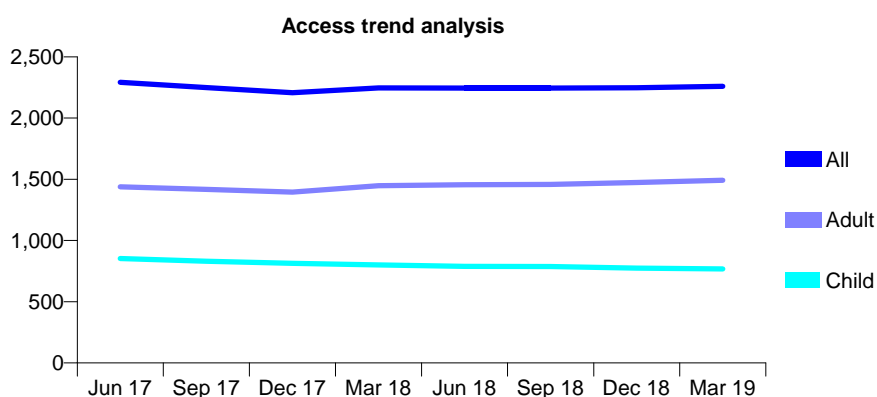
Q59 - Vital Signs At a Glance Contract Report for 101281/0034 - Year end March 2019

Name or company name	OASIS DENTAL CARE LTD
Contract type name	GDS Contract
Purpose of contract	General and Orthodontic
Contract start date	01/04/2006
Contract end date	

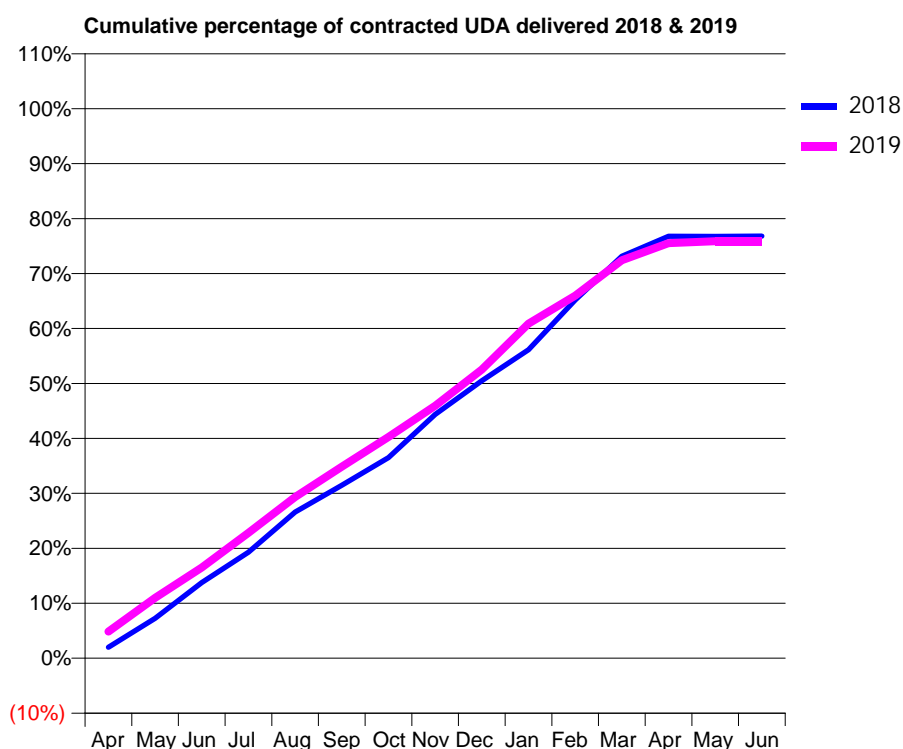
18/19 Contracted general activity (UDA)	7,246
Carry forward general activity (UDA)	0
18/19 Contracted orthodontic activity (UOA)	1,134
Carry forward orthodontic activity (UOA)	34
Baseline contract value	£254,095.36

ACCESS*

Patients seen in 24 months	Total	Change since previous quarter
Quarter ending March 2018	2,247	
Quarter ending June 2018	2,245	→
Quarter ending September 2018	2,245	→
Quarter ending December 2018	2,248	→
Quarter ending March 2019	2,260	→
Variance since March 2018	0.6%	→



ACTIVITY



Month	2018	2019
April	145	353
May	527	798
June	998	1,196
July	1,398	1,654
August	1,928	2,127
September	2,281	2,523
October	2,646	2,917
November	3,216	3,329
December	3,658	3,806
January	4,068	4,411
February	4,724	4,781
March	5,301	5,246
April	5,562	5,473
May	5,561	5,497
June	5,566	5,497

QUALITY

	Quantity	Base Number	Contract	AT	Region	England
% of FP17s for the same patient ID Re-attending within 3 months - Children	109	1,407	7.7%	9.5%	11.5%	11.8%
% of FP17s for the same patient ID Re-attending within 3 months - Adults	263	2,003	13.1%	14.2%	15.2%	15.7%
% of FP17s for the same patient ID Re-attending between 3 & 9 months - Children	933	1,407	66.3%	61.5%	60.2%	58.9%
% of FP17s for the same patient ID Re-attending between 3 & 9 months - Adults	1,155	2,003	57.7%	52.5%	51.8%	50.8%
% of FP17s for Band 1 Urgent Courses	294	3,259	9.0%	7.9%	8.1%	9.1%
% of FP17s Relating to Free Repair or Replacements	16	3,259	0.5%	0.8%	0.8%	0.8%
% of FP17s Relating to Continuations	0	3,259	0.0%	0.9%	0.9%	0.9%
% of Patients satisfied with the dentistry they have received	0	0	N/A	91.8%	92.7%	92.5%
% of Patients satisfied with the time they had to wait for an appointment	0	0	N/A	86.1%	87.4%	87.0%

* This is based on patients treated on this contract for their most recent course of treatment.

Figures in italics indicate the base number of FP17s or Patient Questionnaire responses are less than 100. N/A is shown where the base number of responses is less than 10 during the period. % is calculated as Quantity/Base number*100

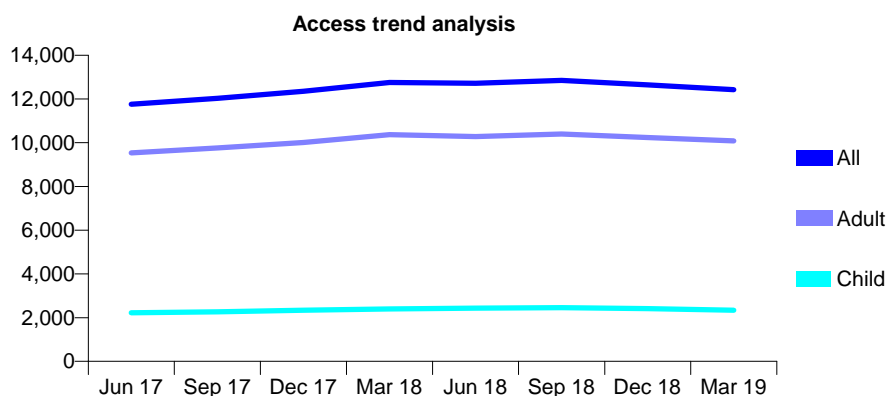
Q59 - Vital Signs At a Glance Contract Report for 101281/0055 - Year end March 2019

Name or company name	OASIS DENTAL CARE LTD
Contract type name	Pilot Contract
Purpose of contract	General
Contract start date	01/04/2006
Contract end date	

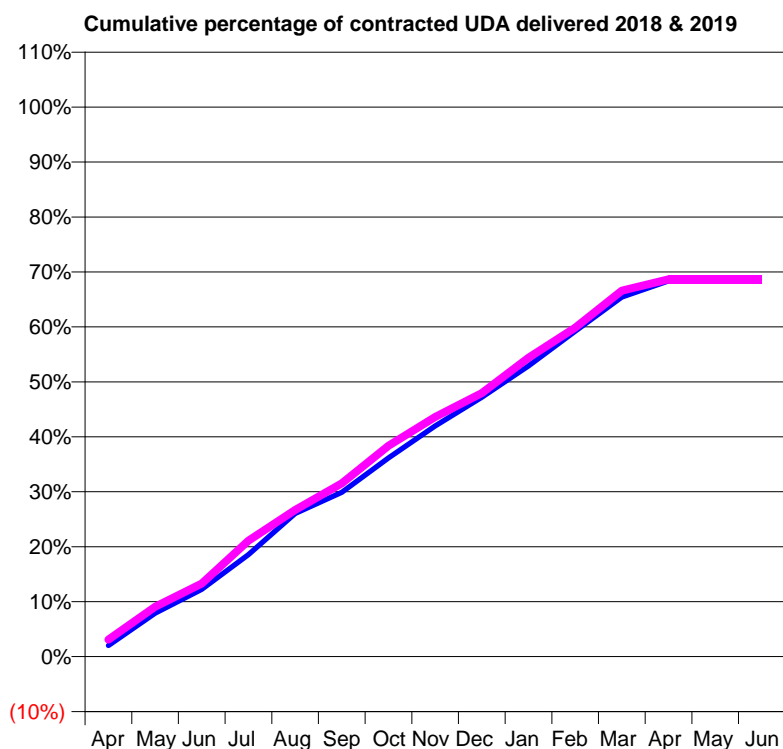
18/19 Contracted general activity (UDA)	36,428
Carry forward general activity (UDA)	0
18/19 Contracted orthodontic activity (UOA)	0
Carry forward orthodontic activity (UOA)	0
Baseline contract value	£825,781.44

ACCESS*

Patients seen in 24 months	Total	Change since previous quarter
Quarter ending March 2018	12,760	
Quarter ending June 2018	12,720	→
Quarter ending September 2018	12,853	→
Quarter ending December 2018	12,651	↓
Quarter ending March 2019	12,423	↓
Variance since March 2018	(2.6%)	↓



ACTIVITY



Month	Adjusted Scheduled Activity (UDA)	
	2018	2019
April	737	1,139
May	2,890	3,304
June	4,456	4,842
July	6,767	7,686
August	9,487	9,715
September	10,892	11,492
October	13,167	13,983
November	15,285	15,890
December	17,193	17,475
January	19,277	19,811
February	21,571	21,802
March	23,838	24,252
April	24,904	25,013
May	24,898	25,014
June	24,898	25,017

QUALITY

	Quantity	Base Number	Contract	AT	Region	England
% of FP17s for the same patient ID Re-attending within 3 months - Children	71	2,671	2.7%	9.5%	11.5%	11.8%
% of FP17s for the same patient ID Re-attending within 3 months - Adults	856	10,085	8.5%	14.2%	15.2%	15.7%
% of FP17s for the same patient ID Re-attending between 3 & 9 months - Children	1,113	2,671	41.7%	61.5%	60.2%	58.9%
% of FP17s for the same patient ID Re-attending between 3 & 9 months - Adults	2,922	10,085	29.0%	52.5%	51.8%	50.8%
% of FP17s for Band 1 Urgent Courses	80	12,722	0.6%	7.9%	8.1%	9.1%
% of FP17s Relating to Free Repair or Replacements	145	12,722	1.1%	0.8%	0.8%	0.8%
% of FP17s Relating to Continuations	287	12,722	2.3%	0.9%	0.9%	0.9%
% of Patients satisfied with the dentistry they have received	2	2	N/A	91.8%	92.7%	92.5%
% of Patients satisfied with the time they had to wait for an appointment	1	2	N/A	86.1%	87.4%	87.0%

* This is based on patients treated on this contract for their most recent course of treatment. Figures in italics indicate the base number of FP17s or Patient Questionnaire responses are less than 100. N/A is shown where the base number of responses is less than 10 during the period. % is calculated as Quantity/Base number*100

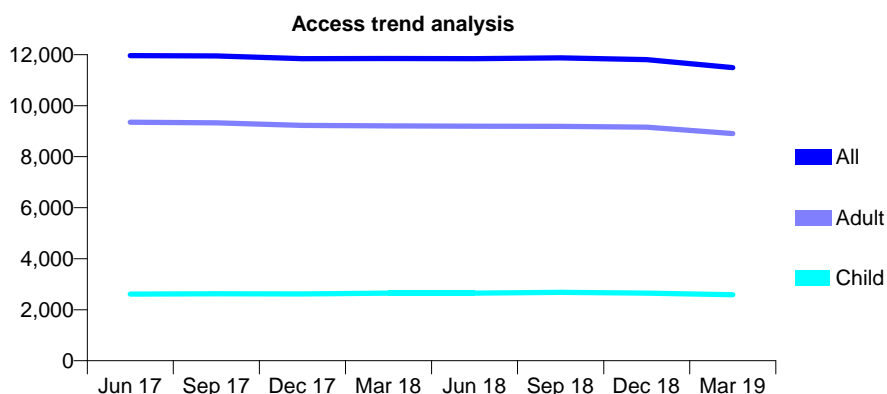
Q59 - Vital Signs At a Glance Contract Report for 101281/0077 - Year end March 2019

Name or company name	OASIS DENTAL CARE LTD
Contract type name	GDS Contract
Purpose of contract	General and Orthodontic
Contract start date	01/04/2006
Contract end date	

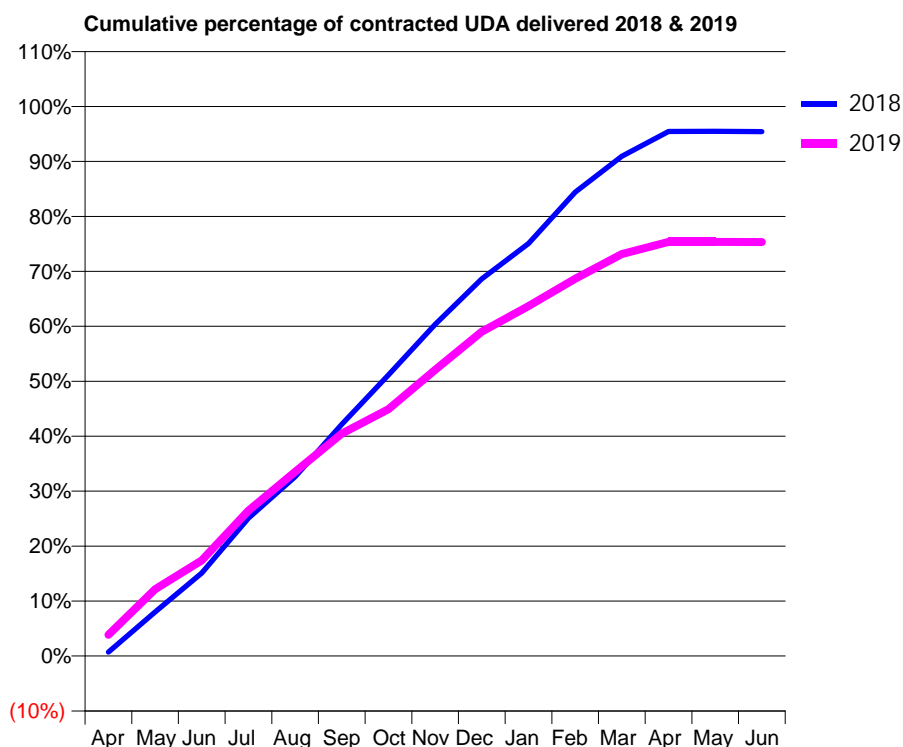
18/19 Contracted general activity (UDA)	33,200
Carry forward general activity (UDA)	0
18/19 Contracted orthodontic activity (UOA)	3,163
Carry forward orthodontic activity (UOA)	44
Baseline contract value	£968,480.02

ACCESS*

Patients seen in 24 months	Total	Change since previous quarter
Quarter ending March 2018	11,853	
Quarter ending June 2018	11,842	→
Quarter ending September 2018	11,870	→
Quarter ending December 2018	11,805	→
Quarter ending March 2019	11,491	↓
Variance since March 2018	(3.1%)	↓



ACTIVITY



Month	Adjusted Scheduled Activity (UDA)	
	2018	2019
April	240	1,282
May	2,663	4,038
June	5,013	5,778
July	8,339	8,787
August	10,830	11,130
September	13,996	13,431
October	16,978	14,915
November	20,044	17,295
December	22,787	19,596
January	24,927	21,143
February	28,024	22,793
March	30,194	24,276
April	31,688	25,019
May	31,696	25,017
June	31,683	25,014

QUALITY

	Quantity	Base Number	Contract	AT	Region	England
% of FP17s for the same patient ID Re-attending within 3 months - Children	241	3,659	6.6%	9.5%	11.5%	11.8%
% of FP17s for the same patient ID Re-attending within 3 months - Adults	1,430	10,735	13.3%	14.2%	15.2%	15.7%
% of FP17s for the same patient ID Re-attending between 3 & 9 months - Children	2,193	3,659	59.9%	61.5%	60.2%	58.9%
% of FP17s for the same patient ID Re-attending between 3 & 9 months - Adults	5,367	10,735	50.0%	52.5%	51.8%	50.8%
% of FP17s for Band 1 Urgent Courses	1,395	13,586	10.3%	7.9%	8.1%	9.1%
% of FP17s Relating to Free Repair or Replacements	158	13,586	1.2%	0.8%	0.8%	0.8%
% of FP17s Relating to Continuations	127	13,586	0.9%	0.9%	0.9%	0.9%
% of Patients satisfied with the dentistry they have received	2	3	N/A	91.8%	92.7%	92.5%
% of Patients satisfied with the time they had to wait for an appointment	3	3	N/A	86.1%	87.4%	87.0%

* This is based on patients treated on this contract for their most recent course of treatment.

Figures in italics indicate the base number of FP17s or Patient Questionnaire responses are less than 100. N/A is shown where the base number of responses is less than 10 during the period. % is calculated as Quantity/Base number*100

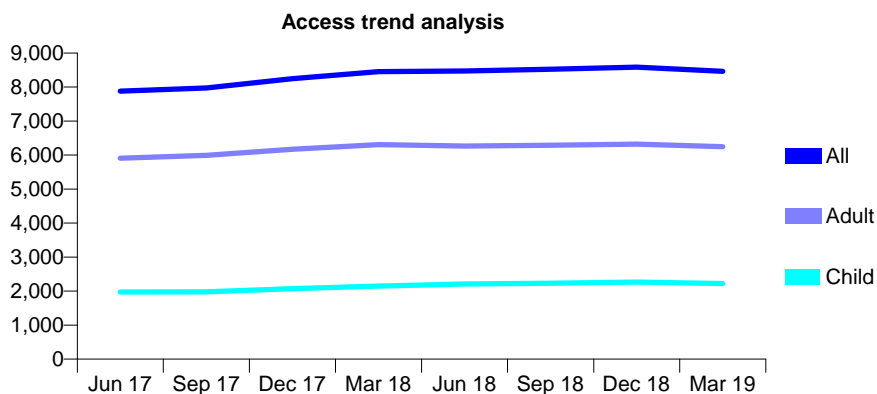
Q59 - Vital Signs At a Glance Contract Report for 101281/0082 - Year end March 2019

Name or company name	OASIS DENTAL CARE LTD
Contract type name	GDS Contract
Purpose of contract	General
Contract start date	01/04/2006
Contract end date	

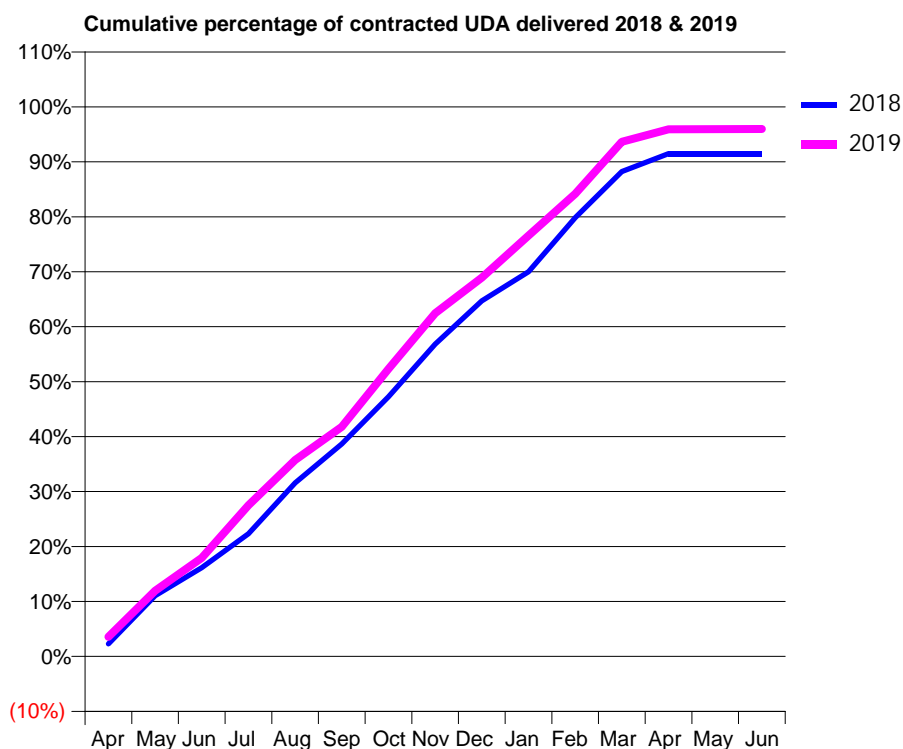
18/19 Contracted general activity (UDA)	21,656
Carry forward general activity (UDA)	0
18/19 Contracted orthodontic activity (UOA)	0
Carry forward orthodontic activity (UOA)	0
Baseline contract value	£490,915.93

ACCESS*

Patients seen in 24 months	Total	Change since previous quarter
Quarter ending March 2018	8,454	
Quarter ending June 2018	8,473	→
Quarter ending September 2018	8,525	→
Quarter ending December 2018	8,588	→
Quarter ending March 2019	8,466	↓
Variance since March 2018	0.1%	→



ACTIVITY



Month	2018	2019
April	499	773
May	2,396	2,586
June	3,495	3,881
July	4,833	5,954
August	6,839	7,744
September	8,372	9,049
October	10,233	11,327
November	12,308	13,523
December	14,006	14,924
January	15,159	16,585
February	17,292	18,228
March	19,107	20,275
April	19,814	20,770
May	19,814	20,775
June	19,814	20,780

QUALITY

	Quantity	Base Number	Contract	AT	Region	England
% of FP17s for the same patient ID Re-attending within 3 months - Children	250	3,450	7.2%	9.5%	11.5%	11.8%
% of FP17s for the same patient ID Re-attending within 3 months - Adults	970	8,715	11.1%	14.2%	15.2%	15.7%
% of FP17s for the same patient ID Re-attending between 3 & 9 months - Children	2,099	3,450	60.8%	61.5%	60.2%	58.9%
% of FP17s for the same patient ID Re-attending between 3 & 9 months - Adults	4,739	8,715	54.4%	52.5%	51.8%	50.8%
% of FP17s for Band 1 Urgent Courses	273	12,029	2.3%	7.9%	8.1%	9.1%
% of FP17s Relating to Free Repair or Replacements	201	12,029	1.7%	0.8%	0.8%	0.8%
% of FP17s Relating to Continuations	281	12,029	2.3%	0.9%	0.9%	0.9%
% of Patients satisfied with the dentistry they have received	1	1	N/A	91.8%	92.7%	92.5%
% of Patients satisfied with the time they had to wait for an appointment	1	1	N/A	86.1%	87.4%	87.0%

* This is based on patients treated on this contract for their most recent course of treatment. Figures in italics indicate the base number of FP17s or Patient Questionnaire responses are less than 100. N/A is shown where the base number of responses is less than 10 during the period. % is calculated as Quantity/Base number*100

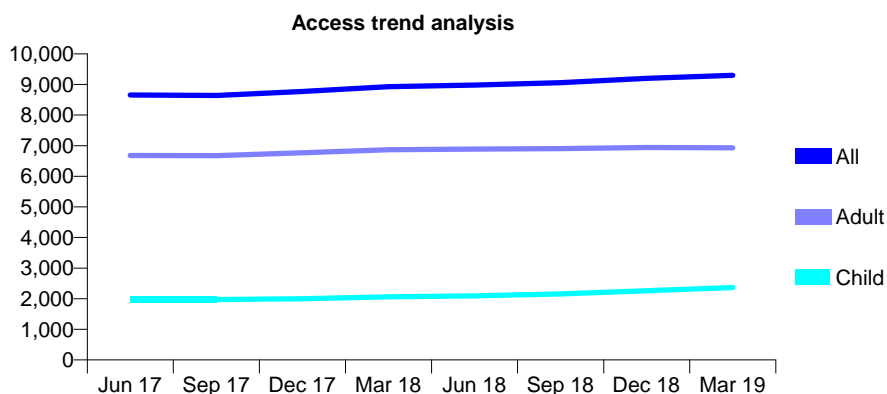
Q59 - Vital Signs At a Glance Contract Report for 101281/0098 - Year end March 2019

Name or company name	OASIS DENTAL CARE LTD
Contract type name	GDS Contract
Purpose of contract	General
Contract start date	01/04/2006
Contract end date	

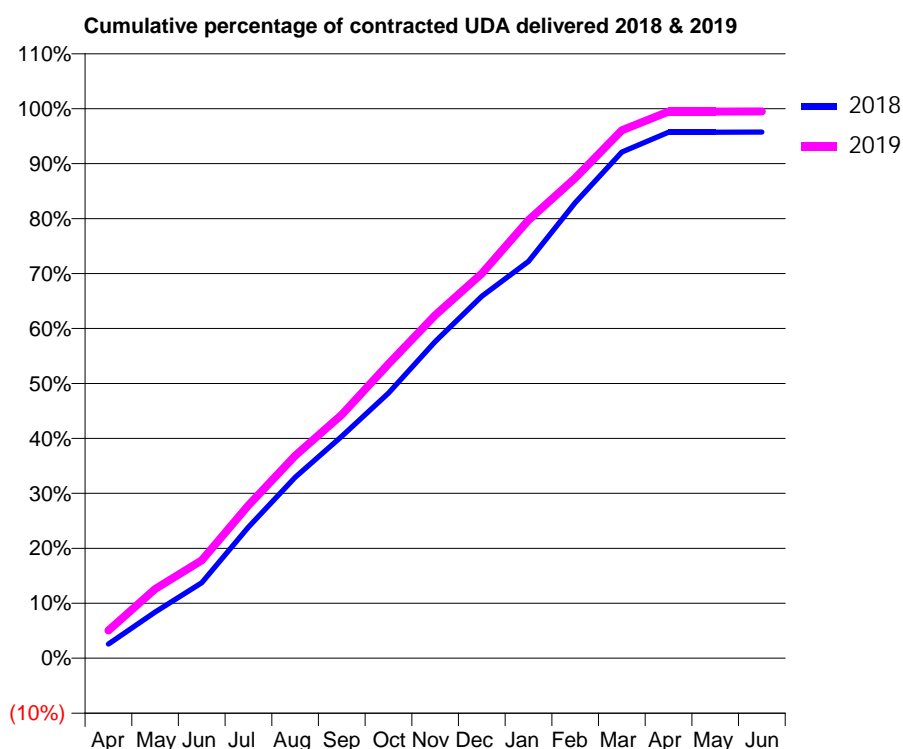
18/19 Contracted general activity (UDA)	26,129
Carry forward general activity (UDA)	0
18/19 Contracted orthodontic activity (UOA)	0
Carry forward orthodontic activity (UOA)	0
Baseline contract value	£592,304.79

ACCESS*

Patients seen in 24 months	Total	Change since previous quarter
Quarter ending March 2018	8,932	
Quarter ending June 2018	8,980	→
Quarter ending September 2018	9,063	→
Quarter ending December 2018	9,200	→
Quarter ending March 2019	9,300	→
Variance since March 2018	4.1%	↑



ACTIVITY



Month	Adjusted Scheduled Activity (UDA)	
	2018	2019
April	675	1,324
May	2,195	3,291
June	3,593	4,651
July	6,234	7,268
August	8,602	9,626
September	10,548	11,577
October	12,604	13,994
November	15,055	16,310
December	17,209	18,287
January	18,865	20,829
February	21,663	22,827
March	24,065	25,100
April	25,005	25,987
May	25,013	25,985
June	25,014	25,991

QUALITY

	Quantity	Base Number	Contract	AT	Region	England
% of FP17s for the same patient ID Re-attending within 3 months - Children	228	3,767	6.1%	9.5%	11.5%	11.8%
% of FP17s for the same patient ID Re-attending within 3 months - Adults	1,469	11,092	13.2%	14.2%	15.2%	15.7%
% of FP17s for the same patient ID Re-attending between 3 & 9 months - Children	2,511	3,767	66.7%	61.5%	60.2%	58.9%
% of FP17s for the same patient ID Re-attending between 3 & 9 months - Adults	7,571	11,092	68.3%	52.5%	51.8%	50.8%
% of FP17s for Band 1 Urgent Courses	1,197	14,886	8.0%	7.9%	8.1%	9.1%
% of FP17s Relating to Free Repair or Replacements	121	14,886	0.8%	0.8%	0.8%	0.8%
% of FP17s Relating to Continuations	32	14,886	0.2%	0.9%	0.9%	0.9%
% of Patients satisfied with the dentistry they have received	5	5	N/A	91.8%	92.7%	92.5%
% of Patients satisfied with the time they had to wait for an appointment	4	5	N/A	86.1%	87.4%	87.0%

* This is based on patients treated on this contract for their most recent course of treatment.

Figures in italics indicate the base number of FP17s or Patient Questionnaire responses are less than 100. N/A is shown where the base number of responses is less than 10 during the period. % is calculated as Quantity/Base number*100

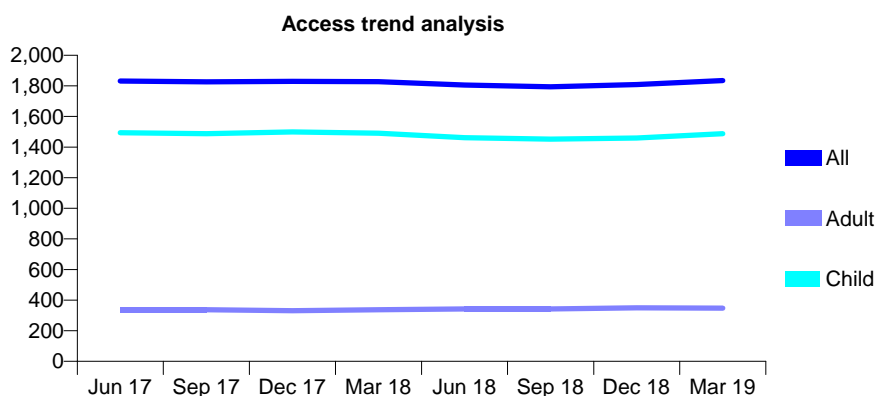
Q59 - Vital Signs At a Glance Contract Report for 101281/0114 - Year end March 2019

Name or company name	OASIS DENTAL CARE LTD
Contract type name	GDS Contract
Purpose of contract	General
Contract start date	01/04/2006
Contract end date	

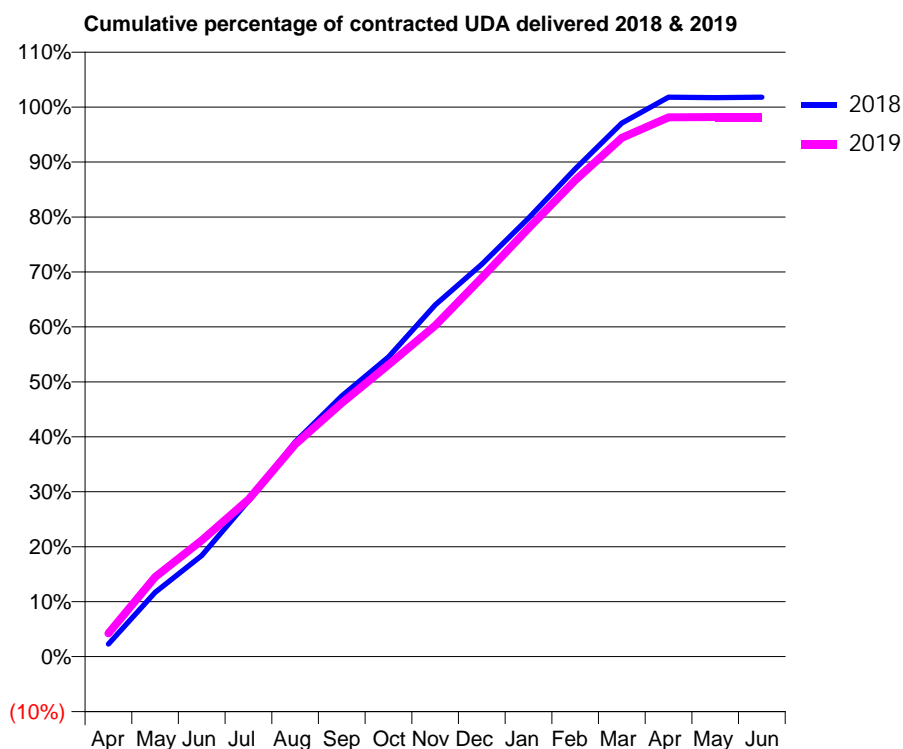
18/19 Contracted general activity (UDA)	3,552
Carry forward general activity (UDA)	-63
18/19 Contracted orthodontic activity (UOA)	0
Carry forward orthodontic activity (UOA)	0
Baseline contract value	£81,711.41

ACCESS*

Patients seen in 24 months	Total	Change since previous quarter
Quarter ending March 2018	1,828	
Quarter ending June 2018	1,805	↓
Quarter ending September 2018	1,794	→
Quarter ending December 2018	1,809	→
Quarter ending March 2019	1,835	→
Variance since March 2018	0.4%	→



ACTIVITY



Month	Adjusted Scheduled Activity (UDA)	
	2018	2019
April	81	150
May	415	515
June	653	751
July	1,007	1,015
August	1,388	1,372
September	1,685	1,639
October	1,937	1,887
November	2,273	2,140
December	2,536	2,449
January	2,834	2,769
February	3,153	3,078
March	3,448	3,353
April	3,615	3,485
May	3,613	3,488
June	3,615	3,488

QUALITY

	Quantity	Base Number	Contract	AT	Region	England
% of FP17s for the same patient ID Re-attending within 3 months - Children	103	2,537	4.1%	9.5%	11.5%	11.8%
% of FP17s for the same patient ID Re-attending within 3 months - Adults	15	320	4.7%	14.2%	15.2%	15.7%
% of FP17s for the same patient ID Re-attending between 3 & 9 months - Children	1,958	2,537	77.2%	61.5%	60.2%	58.9%
% of FP17s for the same patient ID Re-attending between 3 & 9 months - Adults	222	320	69.4%	52.5%	51.8%	50.8%
% of FP17s for Band 1 Urgent Courses	36	2,818	1.3%	7.9%	8.1%	9.1%
% of FP17s Relating to Free Repair or Replacements	0	2,818	0.0%	0.8%	0.8%	0.8%
% of FP17s Relating to Continuations	0	2,818	0.0%	0.9%	0.9%	0.9%
% of Patients satisfied with the dentistry they have received	0	0	N/A	91.8%	92.7%	92.5%
% of Patients satisfied with the time they had to wait for an appointment	0	0	N/A	86.1%	87.4%	87.0%

* This is based on patients treated on this contract for their most recent course of treatment. Figures in italics indicate the base number of FP17s or Patient Questionnaire responses are less than 100. N/A is shown where the base number of responses is less than 10 during the period. % is calculated as Quantity/Base number*100

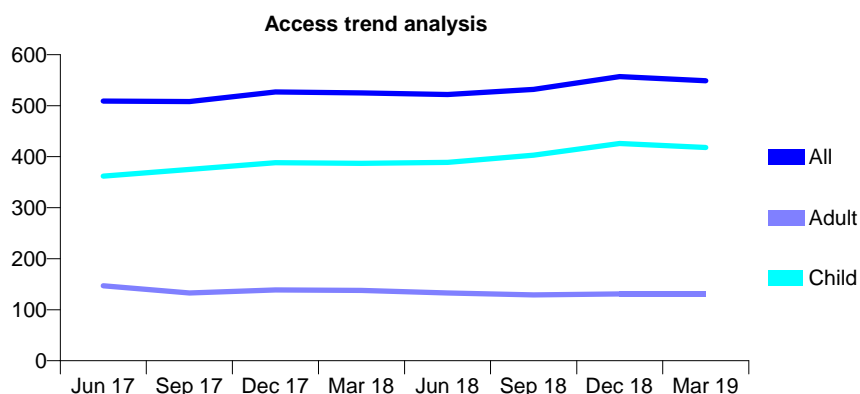
Q59 - Vital Signs At a Glance Contract Report for 101281/0132 - Year end March 2019

Name or company name	OASIS DENTAL CARE LTD
Contract type name	GDS Contract
Purpose of contract	General
Contract start date	01/04/2006
Contract end date	

18/19 Contracted general activity (UDA)	1,021
Carry forward general activity (UDA)	-20
18/19 Contracted orthodontic activity (UOA)	0
Carry forward orthodontic activity (UOA)	0
Baseline contract value	£23,461.88

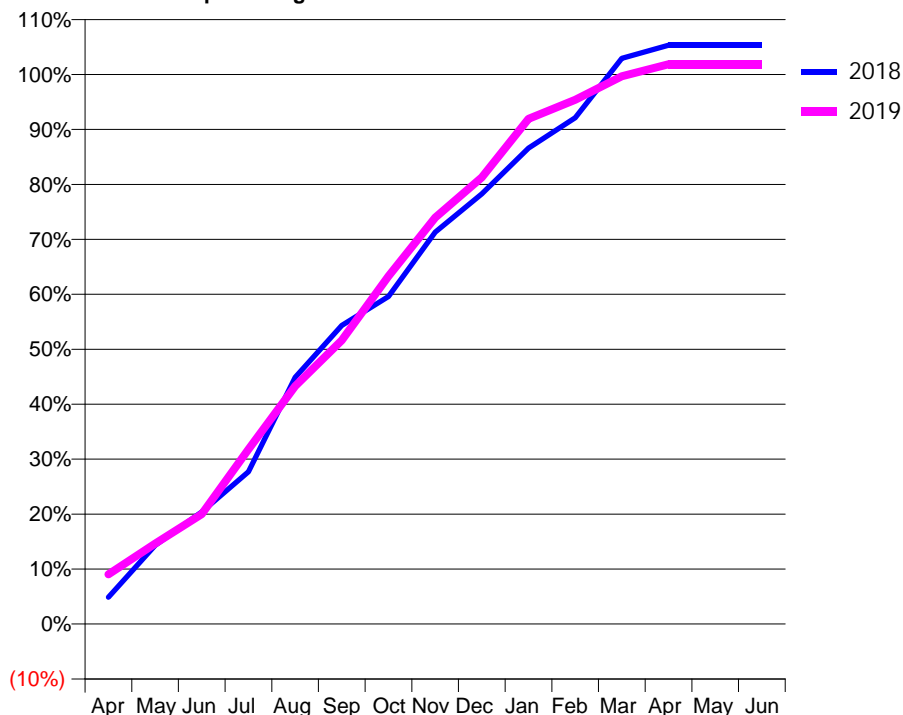
ACCESS*

Patients seen in 24 months	Total	Change since previous quarter
Quarter ending March 2018	525	
Quarter ending June 2018	522	→
Quarter ending September 2018	532	→
Quarter ending December 2018	557	↑
Quarter ending March 2019	549	↓
Variance since March 2018	4.6%	↑



ACTIVITY

Cumulative percentage of contracted UDA delivered 2018 & 2019



Adjusted Scheduled Activity (UDA)

Month	2018	2019
April	50	92
May	146	150
June	208	204
July	283	325
August	458	442
September	555	527
October	608	646
November	728	755
December	799	830
January	884	939
February	941	974
March	1,051	1,018
April	1,075	1,040
May	1,075	1,040
June	1,075	1,040

QUALITY

	Quantity	Base Number	Contract	AT	Region	England
% of FP17s for the same patient ID Re-attending within 3 months - Children	25	620	4.0%	9.5%	11.5%	11.8%
% of FP17s for the same patient ID Re-attending within 3 months - Adults	10	122	8.2%	14.2%	15.2%	15.7%
% of FP17s for the same patient ID Re-attending between 3 & 9 months - Children	413	620	66.6%	61.5%	60.2%	58.9%
% of FP17s for the same patient ID Re-attending between 3 & 9 months - Adults	59	122	48.4%	52.5%	51.8%	50.8%
% of FP17s for Band 1 Urgent Courses	30	727	4.1%	7.9%	8.1%	9.1%
% of FP17s Relating to Free Repair or Replacements	0	727	0.0%	0.8%	0.8%	0.8%
% of FP17s Relating to Continuations	0	727	0.0%	0.9%	0.9%	0.9%
% of Patients satisfied with the dentistry they have received	1	1	N/A	91.8%	92.7%	92.5%
% of Patients satisfied with the time they had to wait for an appointment	1	1	N/A	86.1%	87.4%	87.0%

* This is based on patients treated on this contract for their most recent course of treatment.

Figures in italics indicate the base number of FP17s or Patient Questionnaire responses are less than 100. N/A is shown where the base number of responses is less than 10 during the period. % is calculated as Quantity/Base number*100

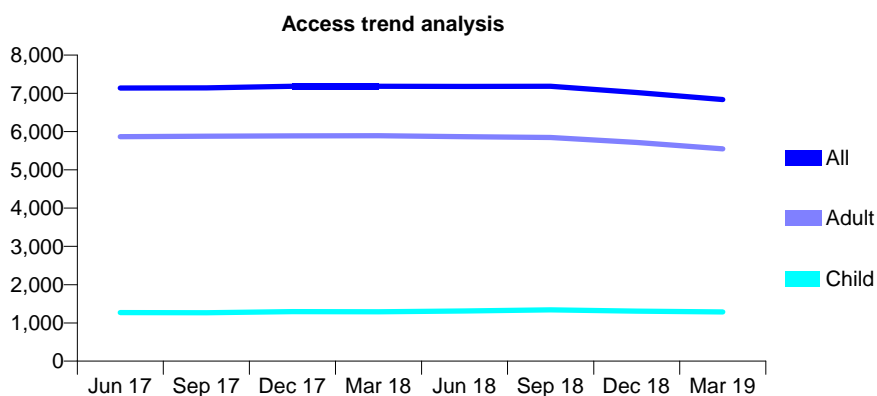
Q59 - Vital Signs At a Glance Contract Report for 101281/0161 - Year end March 2019

Name or company name	OASIS DENTAL CARE LTD
Contract type name	GDS Contract
Purpose of contract	General
Contract start date	09/10/2006
Contract end date	

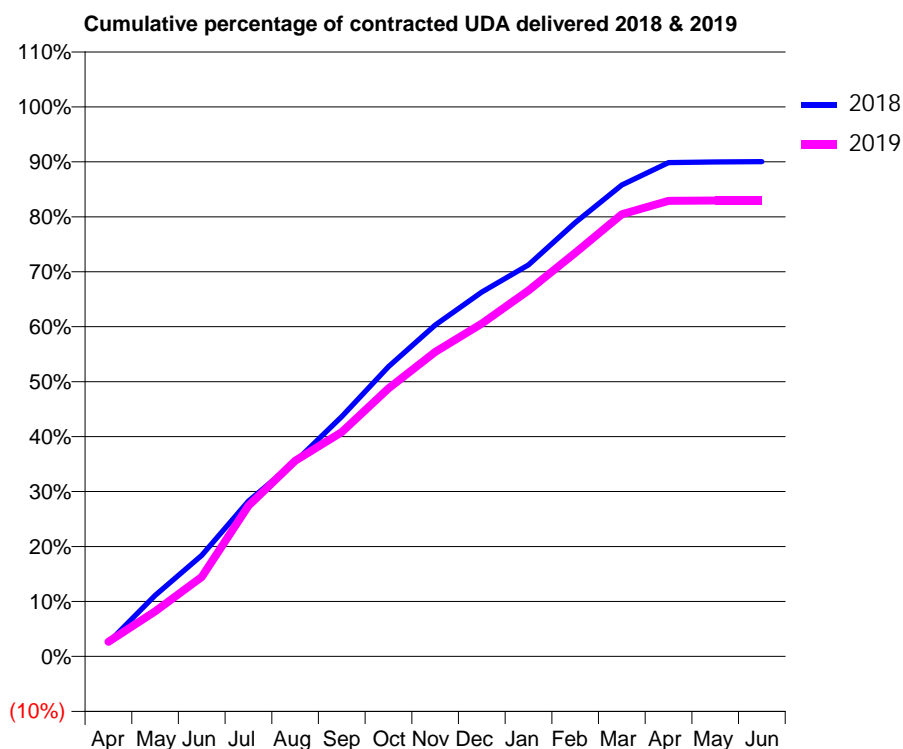
18/19 Contracted general activity (UDA)	27,589
Carry forward general activity (UDA)	0
18/19 Contracted orthodontic activity (UOA)	0
Carry forward orthodontic activity (UOA)	0
Baseline contract value	£625,405.86

ACCESS*

Patients seen in 24 months	Total	Change since previous quarter
Quarter ending March 2018	7,186	
Quarter ending June 2018	7,180	→
Quarter ending September 2018	7,184	→
Quarter ending December 2018	7,023	↓
Quarter ending March 2019	6,837	↓
Variance since March 2018	(4.9%)	↓



ACTIVITY



Month	Adjusted Scheduled Activity (UDA)	
	2018	2019
April	691	736
May	3,062	2,265
June	5,075	3,996
July	7,797	7,567
August	9,773	9,828
September	12,042	11,255
October	14,545	13,455
November	16,635	15,287
December	18,293	16,710
January	19,654	18,366
February	21,772	20,254
March	23,662	22,196
April	24,790	22,869
May	24,823	22,884
June	24,834	22,887

QUALITY

	Quantity	Base Number	Contract	AT	Region	England
% of FP17s for the same patient ID Re-attending within 3 months - Children	147	1,802	8.2%	9.5%	11.5%	11.8%
% of FP17s for the same patient ID Re-attending within 3 months - Adults	1,410	7,979	17.7%	14.2%	15.2%	15.7%
% of FP17s for the same patient ID Re-attending between 3 & 9 months - Children	1,049	1,802	58.2%	61.5%	60.2%	58.9%
% of FP17s for the same patient ID Re-attending between 3 & 9 months - Adults	4,368	7,979	54.7%	52.5%	51.8%	50.8%
% of FP17s for Band 1 Urgent Courses	1,108	9,678	11.4%	7.9%	8.1%	9.1%
% of FP17s Relating to Free Repair or Replacements	136	9,678	1.4%	0.8%	0.8%	0.8%
% of FP17s Relating to Continuations	119	9,678	1.2%	0.9%	0.9%	0.9%
% of Patients satisfied with the dentistry they have received	3	3	N/A	91.8%	92.7%	92.5%
% of Patients satisfied with the time they had to wait for an appointment	2	3	N/A	86.1%	87.4%	87.0%

* This is based on patients treated on this contract for their most recent course of treatment. Figures in italics indicate the base number of FP17s or Patient Questionnaire responses are less than 100. N/A is shown where the base number of responses is less than 10 during the period. % is calculated as Quantity/Base number*100

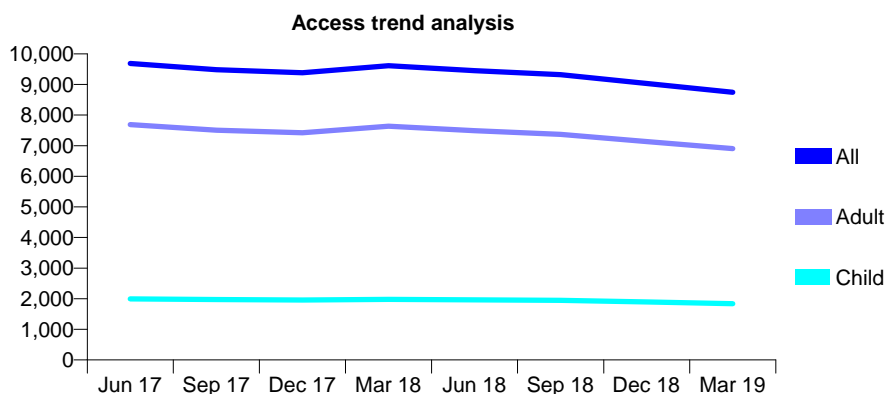
Q59 - Vital Signs At a Glance Contract Report for 101281/0178 - Year end March 2019

Name or company name	OASIS DENTAL CARE LTD
Contract type name	GDS Contract
Purpose of contract	General
Contract start date	31/03/2008
Contract end date	

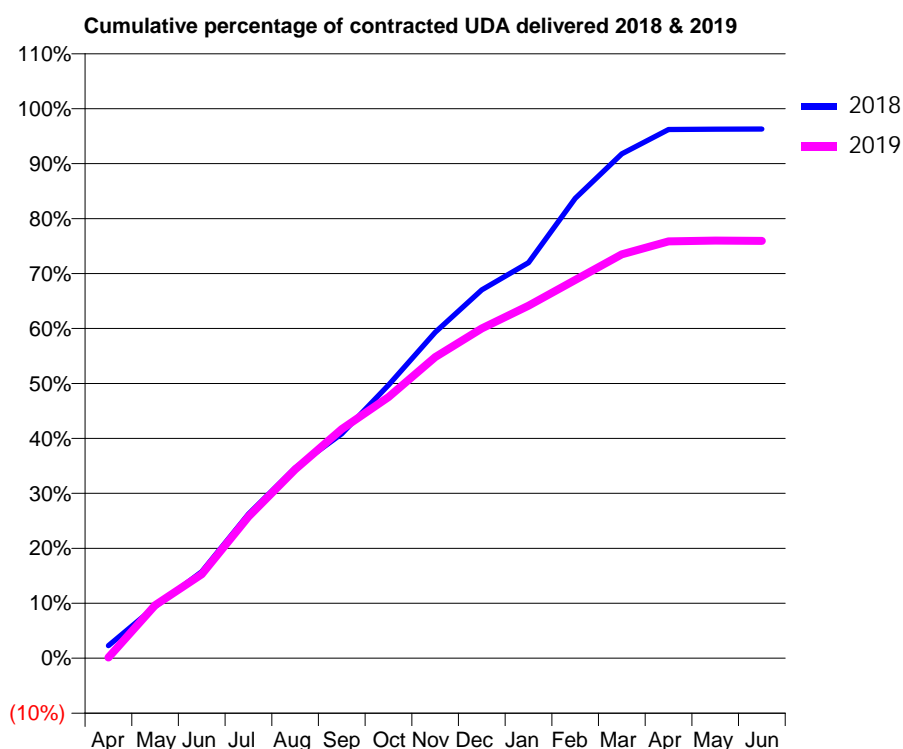
18/19 Contracted general activity (UDA)	30,000
Carry forward general activity (UDA)	1,111
18/19 Contracted orthodontic activity (UOA)	0
Carry forward orthodontic activity (UOA)	0
Baseline contract value	£680,064.16

ACCESS*

Patients seen in 24 months	Total	Change since previous quarter
Quarter ending March 2018	9,615	
Quarter ending June 2018	9,453	↓
Quarter ending September 2018	9,316	↓
Quarter ending December 2018	9,032	↓
Quarter ending March 2019	8,744	↓
Variance since March 2018	(9.1%)	↓



ACTIVITY



Month	Adjusted Scheduled Activity (UDA)	
	2018	2019
April	685	39
May	2,820	2,899
June	4,719	4,585
July	7,869	7,731
August	10,392	10,305
September	12,254	12,503
October	14,914	14,258
November	17,788	16,435
December	20,105	18,000
January	21,586	19,245
February	25,103	20,650
March	27,526	22,044
April	28,865	22,752
May	28,876	22,801
June	28,889	22,787

QUALITY

	Quantity	Base Number	Contract	AT	Region	England
% of FP17s for the same patient ID Re-attending within 3 months - Children	216	2,608	8.3%	9.5%	11.5%	11.8%
% of FP17s for the same patient ID Re-attending within 3 months - Adults	1,104	9,174	12.0%	14.2%	15.2%	15.7%
% of FP17s for the same patient ID Re-attending between 3 & 9 months - Children	1,781	2,608	68.3%	61.5%	60.2%	58.9%
% of FP17s for the same patient ID Re-attending between 3 & 9 months - Adults	5,739	9,174	62.6%	52.5%	51.8%	50.8%
% of FP17s for Band 1 Urgent Courses	835	11,642	7.2%	7.9%	8.1%	9.1%
% of FP17s Relating to Free Repair or Replacements	131	11,642	1.1%	0.8%	0.8%	0.8%
% of FP17s Relating to Continuations	183	11,642	1.6%	0.9%	0.9%	0.9%
% of Patients satisfied with the dentistry they have received	7	8	N/A	91.8%	92.7%	92.5%
% of Patients satisfied with the time they had to wait for an appointment	7	8	N/A	86.1%	87.4%	87.0%

* This is based on patients treated on this contract for their most recent course of treatment.

Figures in italics indicate the base number of FP17s or Patient Questionnaire responses are less than 100. N/A is shown where the base number of responses is less than 10 during the period. % is calculated as Quantity/Base number*100

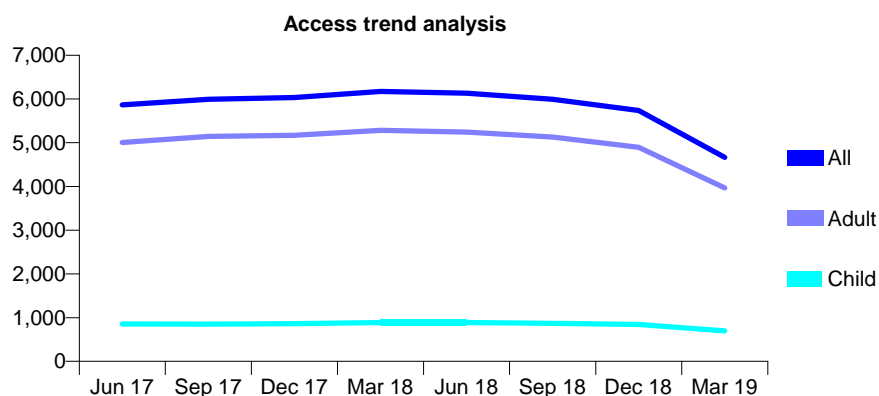
Q59 - Vital Signs At a Glance Contract Report for 101281/0197 - Year end March 2019

Name or company name	OASIS DENTAL CARE LTD
Contract type name	GDS Contract
Purpose of contract	General
Contract start date	01/04/2009
Contract end date	08/02/2019

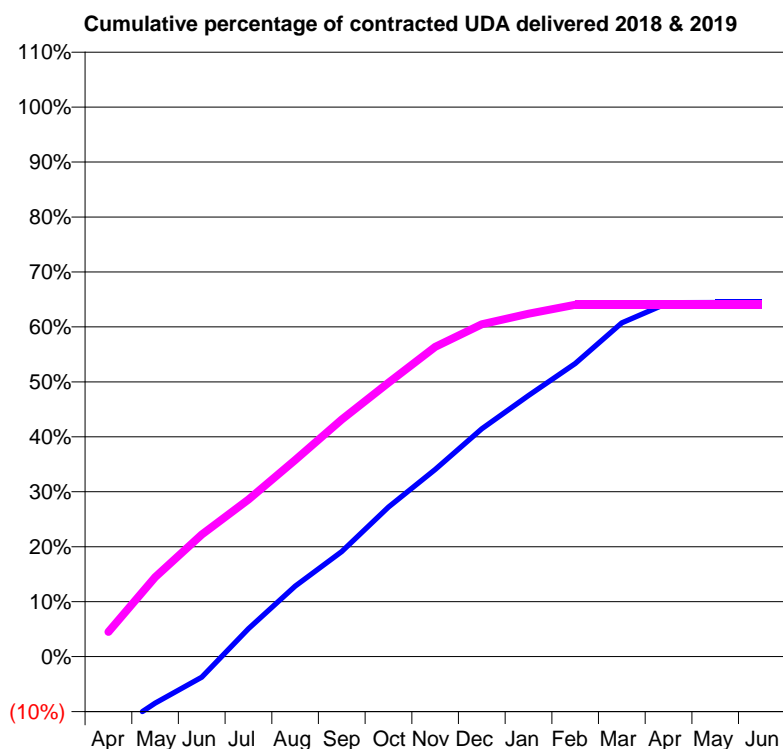
18/19 Contracted general activity (UDA)	19,286
Carry forward general activity (UDA)	0
18/19 Contracted orthodontic activity (UOA)	0
Carry forward orthodontic activity (UOA)	0
Baseline contract value	£437,147.02

ACCESS*

Patients seen in 24 months	Total	Change since previous quarter
Quarter ending March 2018	6,171	
Quarter ending June 2018	6,131	→
Quarter ending September 2018	5,996	↓
Quarter ending December 2018	5,737	↓
Quarter ending March 2019	4,665	↓
Variance since March 2018	(24.4%)	↓



ACTIVITY



Month	Adjusted Scheduled Activity (UDA)	
	2018	2019
April	-3,179	870
May	-1,906	2,785
June	-852	4,286
July	1,142	5,514
August	2,885	6,899
September	4,298	8,324
October	6,125	9,617
November	7,662	10,872
December	9,326	11,667
January	10,691	12,034
February	11,998	12,347
March	13,662	12,347
April	14,494	12,347
May	14,497	12,347
June	14,497	12,347

QUALITY

	Quantity	Base Number	Contract	AT	Region	England
% of FP17s for the same patient ID Re-attending within 3 months - Children	58	893	6.5%	9.5%	11.5%	11.8%
% of FP17s for the same patient ID Re-attending within 3 months - Adults	710	5,741	12.4%	14.2%	15.2%	15.7%
% of FP17s for the same patient ID Re-attending between 3 & 9 months - Children	531	893	59.5%	61.5%	60.2%	58.9%
% of FP17s for the same patient ID Re-attending between 3 & 9 months - Adults	3,279	5,741	57.1%	52.5%	51.8%	50.8%
% of FP17s for Band 1 Urgent Courses	192	6,233	3.1%	7.9%	8.1%	9.1%
% of FP17s Relating to Free Repair or Replacements	109	6,233	1.7%	0.8%	0.8%	0.8%
% of FP17s Relating to Continuations	110	6,233	1.8%	0.9%	0.9%	0.9%
% of Patients satisfied with the dentistry they have received	2	2	N/A	91.8%	92.7%	92.5%
% of Patients satisfied with the time they had to wait for an appointment	2	2	N/A	86.1%	87.4%	87.0%

* This is based on patients treated on this contract for their most recent course of treatment. Figures in italics indicate the base number of FP17s or Patient Questionnaire responses are less than 100. N/A is shown where the base number of responses is less than 10 during the period. % is calculated as Quantity/Base number*100

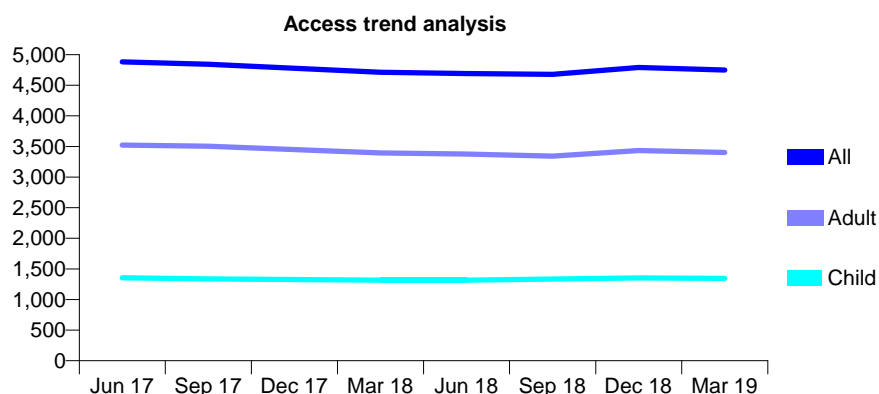
Q59 - Vital Signs At a Glance Contract Report for 101362/0015 - Year end March 2019

Name or company name	Rodericks Dental Limited
Contract type name	GDS Contract
Purpose of contract	General
Contract start date	16/02/2009
Contract end date	

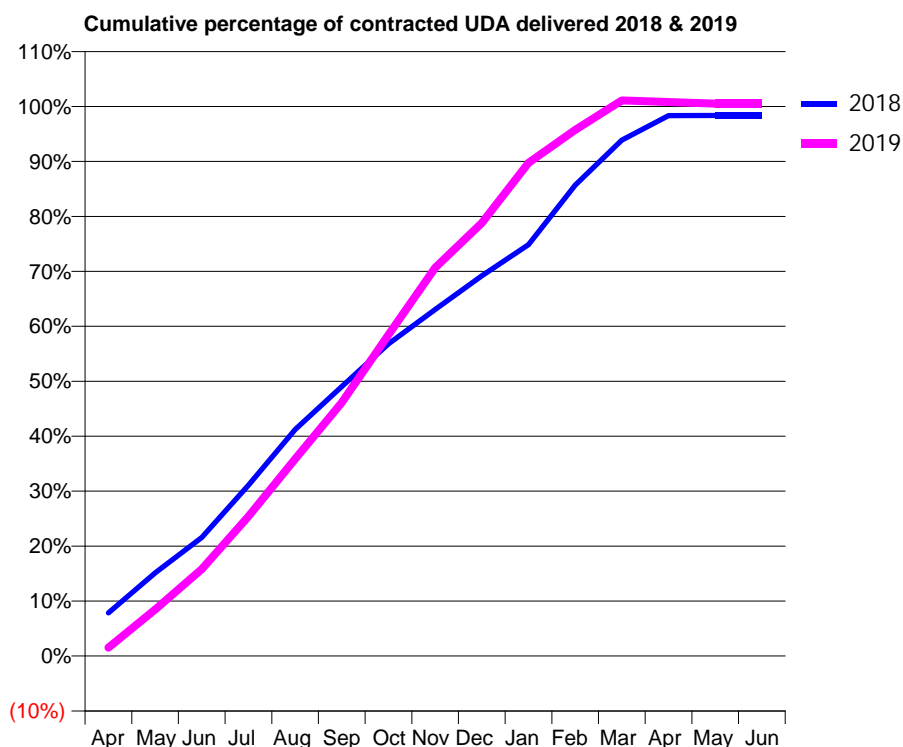
18/19 Contracted general activity (UDA)	12,250
Carry forward general activity (UDA)	199
18/19 Contracted orthodontic activity (UOA)	0
Carry forward orthodontic activity (UOA)	0
Baseline contract value	£292,450.79

ACCESS*

Patients seen in 24 months	Total	Change since previous quarter
Quarter ending March 2018	4,713	
Quarter ending June 2018	4,692	→
Quarter ending September 2018	4,679	→
Quarter ending December 2018	4,789	↑
Quarter ending March 2019	4,749	→
Variance since March 2018	0.8%	→



ACTIVITY



Month	Adjusted Scheduled Activity (UDA)	
	2018	2019
April	962	188
May	1,854	1,037
June	2,642	1,937
July	3,811	3,113
August	5,048	4,394
September	6,007	5,650
October	6,959	7,161
November	7,724	8,655
December	8,473	9,652
January	9,170	10,991
February	10,497	11,728
March	11,501	12,387
April	12,046	12,347
May	12,051	12,313
June	12,051	12,313

QUALITY

	Quantity	Base Number	Contract	AT	Region	England
% of FP17s for the same patient ID Re-attending within 3 months - Children	174	2,072	8.4%	9.5%	11.5%	11.8%
% of FP17s for the same patient ID Re-attending within 3 months - Adults	767	4,344	17.7%	14.2%	15.2%	15.7%
% of FP17s for the same patient ID Re-attending between 3 & 9 months - Children	1,258	2,072	60.7%	61.5%	60.2%	58.9%
% of FP17s for the same patient ID Re-attending between 3 & 9 months - Adults	1,872	4,344	43.1%	52.5%	51.8%	50.8%
% of FP17s for Band 1 Urgent Courses	399	5,921	6.7%	7.9%	8.1%	9.1%
% of FP17s Relating to Free Repair or Replacements	137	5,921	2.3%	0.8%	0.8%	0.8%
% of FP17s Relating to Continuations	100	5,921	1.7%	0.9%	0.9%	0.9%
% of Patients satisfied with the dentistry they have received	3	3	N/A	91.8%	92.7%	92.5%
% of Patients satisfied with the time they had to wait for an appointment	3	3	N/A	86.1%	87.4%	87.0%

* This is based on patients treated on this contract for their most recent course of treatment. Figures in italics indicate the base number of FP17s or Patient Questionnaire responses are less than 100. N/A is shown where the base number of responses is less than 10 during the period. % is calculated as Quantity/Base number*100

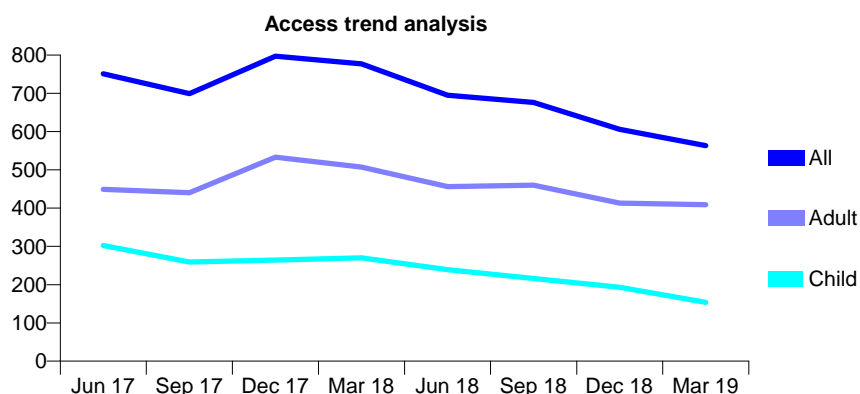
Q59 - Vital Signs At a Glance Contract Report for 101362/0049 - Year end March 2019

Name or company name	Rodericks Dental Limited
Contract type name	GDS Contract
Purpose of contract	General
Contract start date	01/04/2012
Contract end date	

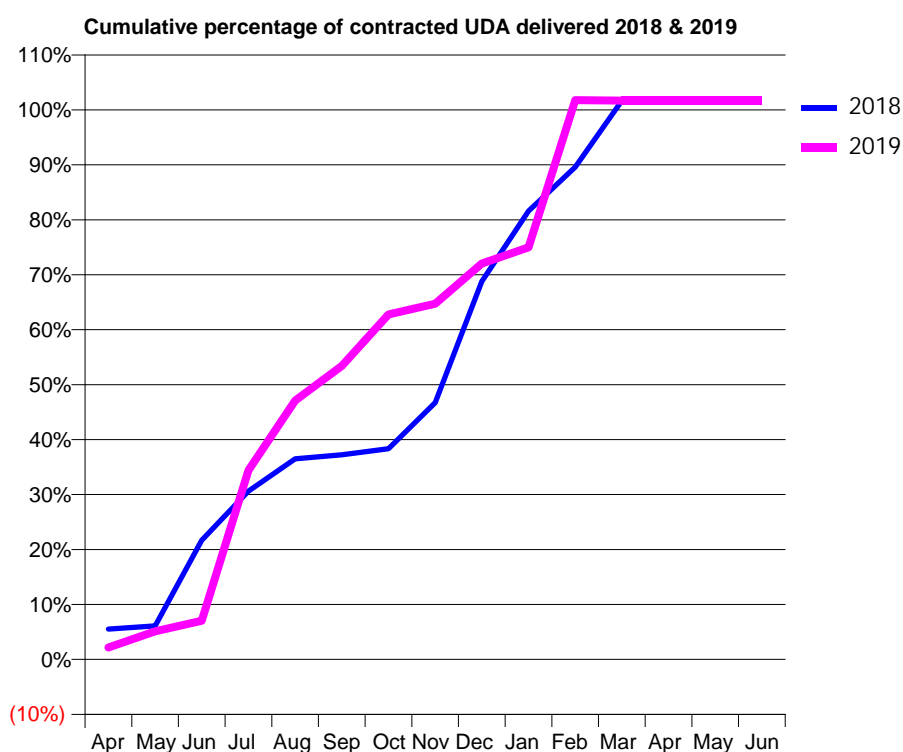
18/19 Contracted general activity (UDA)	1,383
Carry forward general activity (UDA)	-25
18/19 Contracted orthodontic activity (UOA)	0
Carry forward orthodontic activity (UOA)	0
Baseline contract value	£25,974.06

ACCESS*

Patients seen in 24 months	Total	Change since previous quarter
Quarter ending March 2018	777	
Quarter ending June 2018	695	↓
Quarter ending September 2018	676	↓
Quarter ending December 2018	606	↓
Quarter ending March 2019	563	↓
Variance since March 2018	(27.5%)	↓



ACTIVITY



Month	Adjusted Scheduled Activity (UDA)	
	2018	2019
April	76	30
May	84	71
June	300	97
July	424	476
August	505	652
September	515	738
October	530	868
November	646	895
December	951	996
January	1,128	1,037
February	1,239	1,407
March	1,406	1,406
April	1,410	1,406
May	1,408	1,406
June	1,408	1,406

QUALITY

	Quantity	Base Number	Contract	AT	Region	England
% of FP17s for the same patient ID Re-attending within 3 months - Children	1	228	0.4%	9.5%	11.5%	11.8%
% of FP17s for the same patient ID Re-attending within 3 months - Adults	13	455	2.9%	14.2%	15.2%	15.7%
% of FP17s for the same patient ID Re-attending between 3 & 9 months - Children	30	228	13.2%	61.5%	60.2%	58.9%
% of FP17s for the same patient ID Re-attending between 3 & 9 months - Adults	35	455	7.7%	52.5%	51.8%	50.8%
% of FP17s for Band 1 Urgent Courses	93	682	13.6%	7.9%	8.1%	9.1%
% of FP17s Relating to Free Repair or Replacements	5	682	0.7%	0.8%	0.8%	0.8%
% of FP17s Relating to Continuations	6	682	0.9%	0.9%	0.9%	0.9%
% of Patients satisfied with the dentistry they have received	0	0	N/A	91.8%	92.7%	92.5%
% of Patients satisfied with the time they had to wait for an appointment	0	0	N/A	86.1%	87.4%	87.0%

* This is based on patients treated on this contract for their most recent course of treatment.

Figures in italics indicate the base number of FP17s or Patient Questionnaire responses are less than 100. N/A is shown where the base number of responses is less than 10 during the period. % is calculated as Quantity/Base number*100

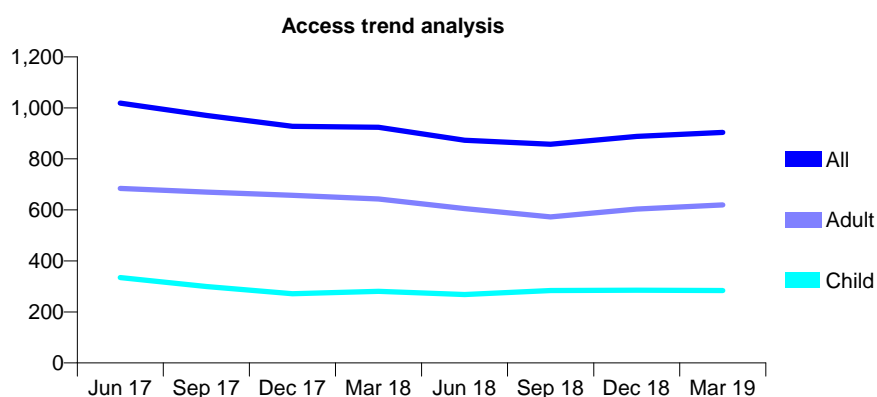
Q59 - Vital Signs At a Glance Contract Report for 101370/0033 - Year end March 2019

Name or company name	Petrie Tucker & Partners Ltd
Contract type name	GDS Contract
Purpose of contract	General and Orthodontic
Contract start date	01/04/2006
Contract end date	

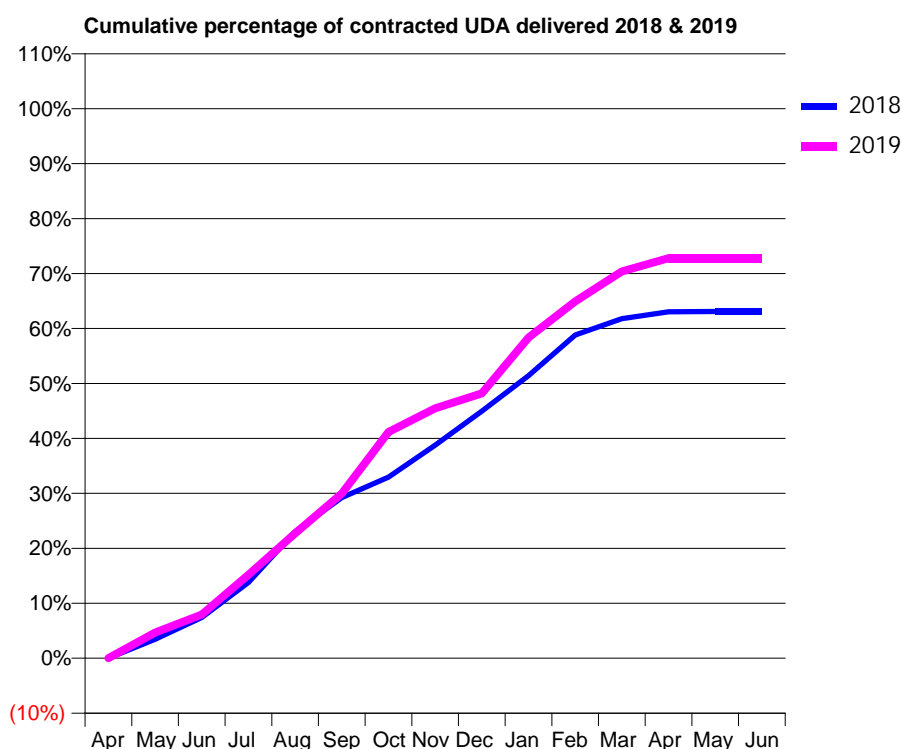
18/19 Contracted general activity (UDA)	2,500
Carry forward general activity (UDA)	0
18/19 Contracted orthodontic activity (UOA)	4,510
Carry forward orthodontic activity (UOA)	0
Baseline contract value	£369,672.09

ACCESS*

Patients seen in 24 months	Total	Change since previous quarter
Quarter ending March 2018	924	
Quarter ending June 2018	873	↓
Quarter ending September 2018	857	↓
Quarter ending December 2018	888	↑
Quarter ending March 2019	904	→
Variance since March 2018	(2.2%)	↓



ACTIVITY



Month	Adjusted Scheduled Activity (UDA)	
	2018	2019
April	0	0
May	88	117
June	188	199
July	349	380
August	583	568
September	740	749
October	835	1,029
November	981	1,137
December	1,138	1,205
January	1,301	1,459
February	1,488	1,623
March	1,564	1,759
April	1,596	1,820
May	1,597	1,820
June	1,597	1,820

QUALITY

	Quantity	Base Number	Contract	AT	Region	England
% of FP17s for the same patient ID Re-attending within 3 months - Children	58	847	6.8%	9.5%	11.5%	11.8%
% of FP17s for the same patient ID Re-attending within 3 months - Adults	90	694	13.0%	14.2%	15.2%	15.7%
% of FP17s for the same patient ID Re-attending between 3 & 9 months - Children	158	847	18.7%	61.5%	60.2%	58.9%
% of FP17s for the same patient ID Re-attending between 3 & 9 months - Adults	254	694	36.6%	52.5%	51.8%	50.8%
% of FP17s for Band 1 Urgent Courses	68	1,001	6.8%	7.9%	8.1%	9.1%
% of FP17s Relating to Free Repair or Replacements	7	1,001	0.7%	0.8%	0.8%	0.8%
% of FP17s Relating to Continuations	16	1,001	1.6%	0.9%	0.9%	0.9%
% of Patients satisfied with the dentistry they have received	0	0	N/A	91.8%	92.7%	92.5%
% of Patients satisfied with the time they had to wait for an appointment	0	0	N/A	86.1%	87.4%	87.0%

* This is based on patients treated on this contract for their most recent course of treatment. Figures in italics indicate the base number of FP17s or Patient Questionnaire responses are less than 100. N/A is shown where the base number of responses is less than 10 during the period. % is calculated as Quantity/Base number*100

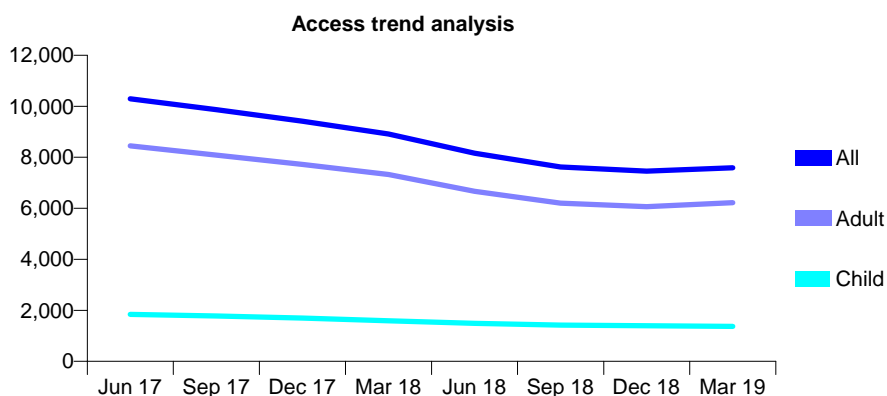
Q59 - Vital Signs At a Glance Contract Report for 101370/0034 - Year end March 2019

Name or company name	Petrie Tucker & Partners Ltd
Contract type name	GDS Contract
Purpose of contract	General
Contract start date	01/04/2006
Contract end date	

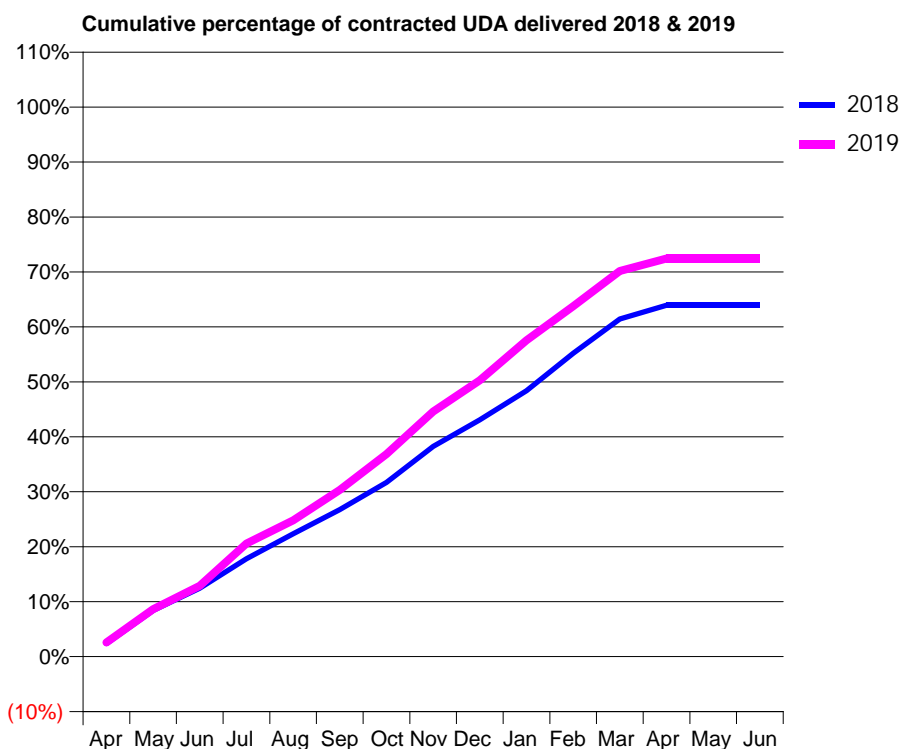
18/19 Contracted general activity (UDA)	27,186
Carry forward general activity (UDA)	0
18/19 Contracted orthodontic activity (UOA)	0
Carry forward orthodontic activity (UOA)	0
Baseline contract value	£670,166.53

ACCESS*

Patients seen in 24 months	Total	Change since previous quarter
Quarter ending March 2018	8,915	
Quarter ending June 2018	8,159	↓
Quarter ending September 2018	7,621	↓
Quarter ending December 2018	7,461	↓
Quarter ending March 2019	7,588	→
Variance since March 2018	(14.9%)	↓



ACTIVITY



Month	Adjusted Scheduled Activity (UDA)	
	2018	2019
April	677	704
May	2,372	2,343
June	3,520	3,506
July	5,034	5,591
August	6,314	6,739
September	7,556	8,250
October	8,953	10,020
November	10,804	12,130
December	12,166	13,665
January	13,659	15,650
February	15,586	17,335
March	17,341	19,076
April	18,053	19,693
May	18,050	19,697
June	18,049	19,697

QUALITY

	Quantity	Base Number	Contract	AT	Region	England
% of FP17s for the same patient ID Re-attending within 3 months - Children	81	1,904	4.3%	9.5%	11.5%	11.8%
% of FP17s for the same patient ID Re-attending within 3 months - Adults	675	7,865	8.6%	14.2%	15.2%	15.7%
% of FP17s for the same patient ID Re-attending between 3 & 9 months - Children	991	1,904	52.0%	61.5%	60.2%	58.9%
% of FP17s for the same patient ID Re-attending between 3 & 9 months - Adults	2,890	7,865	36.7%	52.5%	51.8%	50.8%
% of FP17s for Band 1 Urgent Courses	266	9,754	2.7%	7.9%	8.1%	9.1%
% of FP17s Relating to Free Repair or Replacements	93	9,754	1.0%	0.8%	0.8%	0.8%
% of FP17s Relating to Continuations	192	9,754	2.0%	0.9%	0.9%	0.9%
% of Patients satisfied with the dentistry they have received	6	6	N/A	91.8%	92.7%	92.5%
% of Patients satisfied with the time they had to wait for an appointment	6	6	N/A	86.1%	87.4%	87.0%

* This is based on patients treated on this contract for their most recent course of treatment. Figures in italics indicate the base number of FP17s or Patient Questionnaire responses are less than 100. N/A is shown where the base number of responses is less than 10 during the period. % is calculated as Quantity/Base number*100

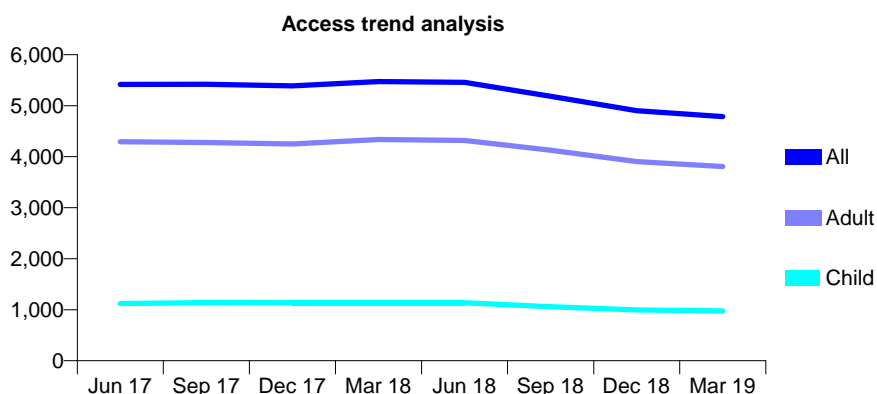
Q59 - Vital Signs At a Glance Contract Report for 101370/0035 - Year end March 2019

Name or company name	Petrie Tucker & Partners Ltd
Contract type name	GDS Contract
Purpose of contract	General
Contract start date	01/04/2006
Contract end date	

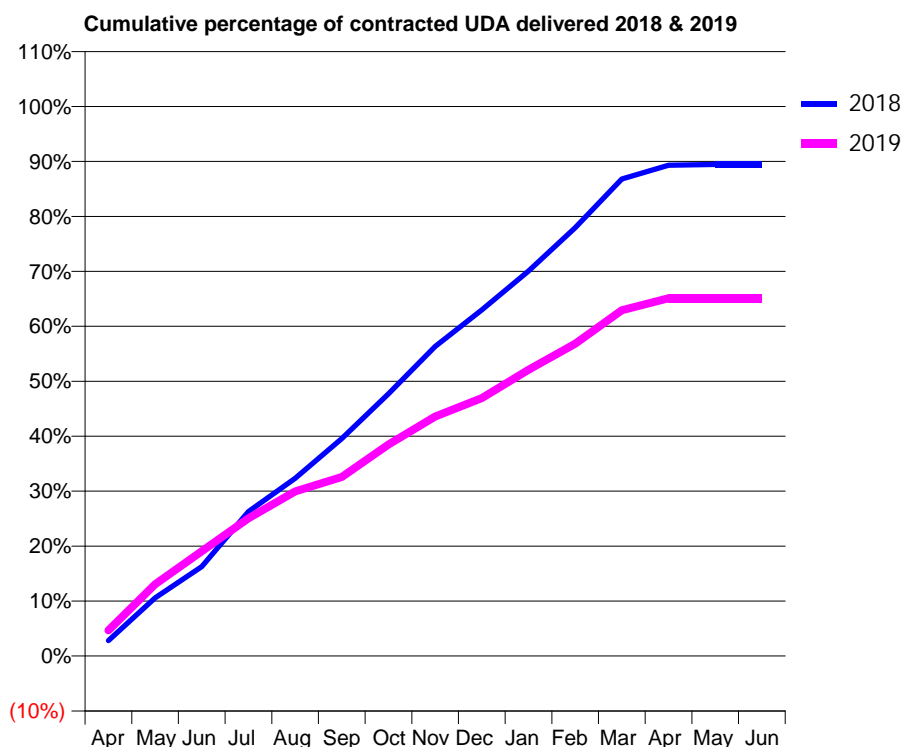
18/19 Contracted general activity (UDA)	19,958
Carry forward general activity (UDA)	0
18/19 Contracted orthodontic activity (UOA)	0
Carry forward orthodontic activity (UOA)	0
Baseline contract value	£541,666.12

ACCESS*

Patients seen in 24 months	Total	Change since previous quarter
Quarter ending March 2018	5,473	
Quarter ending June 2018	5,457	→
Quarter ending September 2018	5,186	↓
Quarter ending December 2018	4,900	↓
Quarter ending March 2019	4,785	↓
Variance since March 2018	(12.6%)	↓



ACTIVITY



Month	Adjusted Scheduled Activity (UDA)	
	2018	2019
April	561	932
May	2,113	2,608
June	3,246	3,802
July	5,249	4,999
August	6,452	5,981
September	7,899	6,504
October	9,524	7,685
November	11,242	8,694
December	12,570	9,365
January	13,981	10,394
February	15,555	11,345
March	17,321	12,554
April	17,826	12,994
May	17,851	12,994
June	17,851	12,994

QUALITY

	Quantity	Base Number	Contract	AT	Region	England
% of FP17s for the same patient ID Re-attending within 3 months - Children	60	1,121	5.4%	9.5%	11.5%	11.8%
% of FP17s for the same patient ID Re-attending within 3 months - Adults	473	4,419	10.7%	14.2%	15.2%	15.7%
% of FP17s for the same patient ID Re-attending between 3 & 9 months - Children	602	1,121	53.7%	61.5%	60.2%	58.9%
% of FP17s for the same patient ID Re-attending between 3 & 9 months - Adults	2,519	4,419	57.0%	52.5%	51.8%	50.8%
% of FP17s for Band 1 Urgent Courses	155	5,535	2.8%	7.9%	8.1%	9.1%
% of FP17s Relating to Free Repair or Replacements	21	5,535	0.4%	0.8%	0.8%	0.8%
% of FP17s Relating to Continuations	190	5,535	3.4%	0.9%	0.9%	0.9%
% of Patients satisfied with the dentistry they have received	3	3	N/A	91.8%	92.7%	92.5%
% of Patients satisfied with the time they had to wait for an appointment	1	3	N/A	86.1%	87.4%	87.0%

* This is based on patients treated on this contract for their most recent course of treatment. Figures in italics indicate the base number of FP17s or Patient Questionnaire responses are less than 100. N/A is shown where the base number of responses is less than 10 during the period. % is calculated as Quantity/Base number*100

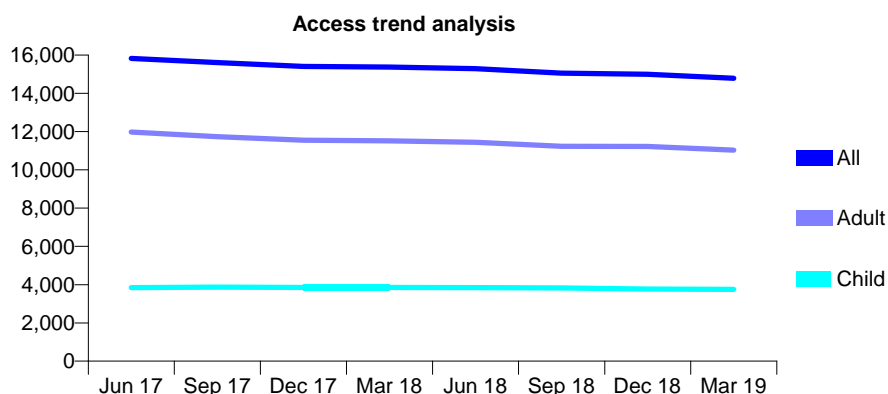
Q59 - Vital Signs At a Glance Contract Report for 101370/0085 - Year end March 2019

Name or company name	Petrie Tucker & Partners Ltd
Contract type name	GDS Contract
Purpose of contract	General
Contract start date	01/04/2007
Contract end date	

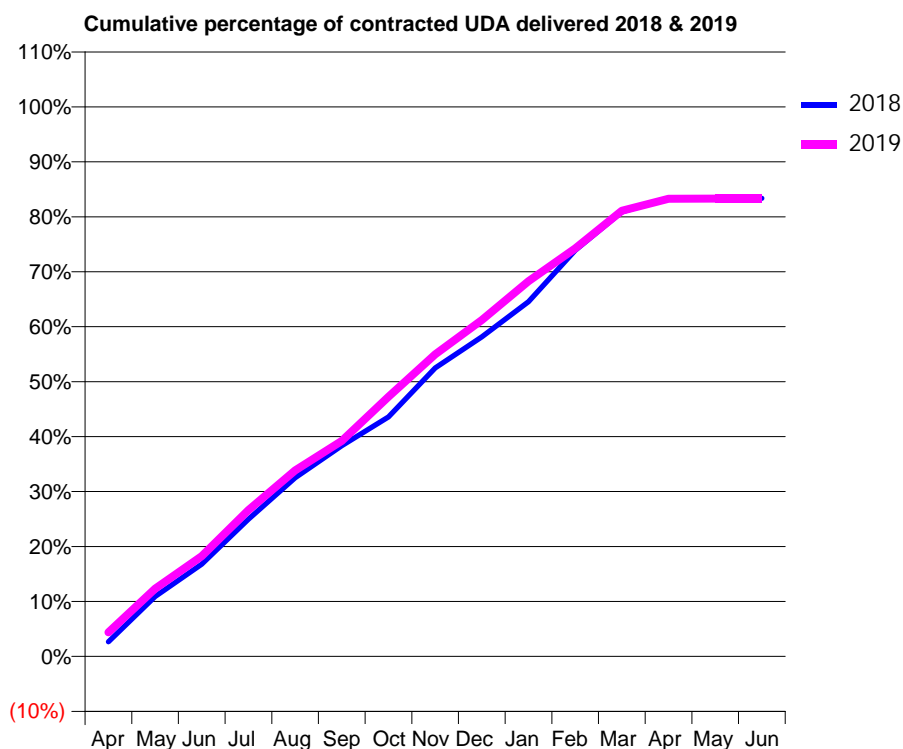
18/19 Contracted general activity (UDA)	41,556
Carry forward general activity (UDA)	0
18/19 Contracted orthodontic activity (UOA)	0
Carry forward orthodontic activity (UOA)	0
Baseline contract value	£1,066,633.15

ACCESS*

Patients seen in 24 months	Total	Change since previous quarter
Quarter ending March 2018	15,369	
Quarter ending June 2018	15,282	→
Quarter ending September 2018	15,056	↓
Quarter ending December 2018	14,990	→
Quarter ending March 2019	14,787	↓
Variance since March 2018	(3.8%)	↓



ACTIVITY



Month	Adjusted Scheduled Activity (UDA)	
	2018	2019
April	1,108	1,821
May	4,529	5,128
June	6,988	7,586
July	10,384	11,070
August	13,505	14,074
September	15,936	16,298
October	18,115	19,643
November	21,818	22,851
December	24,164	25,440
January	26,833	28,376
February	30,711	30,852
March	33,618	33,693
April	34,657	34,608
May	34,657	34,617
June	34,645	34,615

QUALITY

	Quantity	Base Number	Contract	AT	Region	England
% of FP17s for the same patient ID Re-attending within 3 months - Children	230	4,613	5.0%	9.5%	11.5%	11.8%
% of FP17s for the same patient ID Re-attending within 3 months - Adults	1,027	10,783	9.5%	14.2%	15.2%	15.7%
% of FP17s for the same patient ID Re-attending between 3 & 9 months - Children	2,467	4,613	53.5%	61.5%	60.2%	58.9%
% of FP17s for the same patient ID Re-attending between 3 & 9 months - Adults	3,410	10,783	31.6%	52.5%	51.8%	50.8%
% of FP17s for Band 1 Urgent Courses	667	15,350	4.3%	7.9%	8.1%	9.1%
% of FP17s Relating to Free Repair or Replacements	87	15,350	0.6%	0.8%	0.8%	0.8%
% of FP17s Relating to Continuations	239	15,350	1.6%	0.9%	0.9%	0.9%
% of Patients satisfied with the dentistry they have received	3	3	N/A	91.8%	92.7%	92.5%
% of Patients satisfied with the time they had to wait for an appointment	3	3	N/A	86.1%	87.4%	87.0%

* This is based on patients treated on this contract for their most recent course of treatment. Figures in italics indicate the base number of FP17s or Patient Questionnaire responses are less than 100. N/A is shown where the base number of responses is less than 10 during the period. % is calculated as Quantity/Base number*100

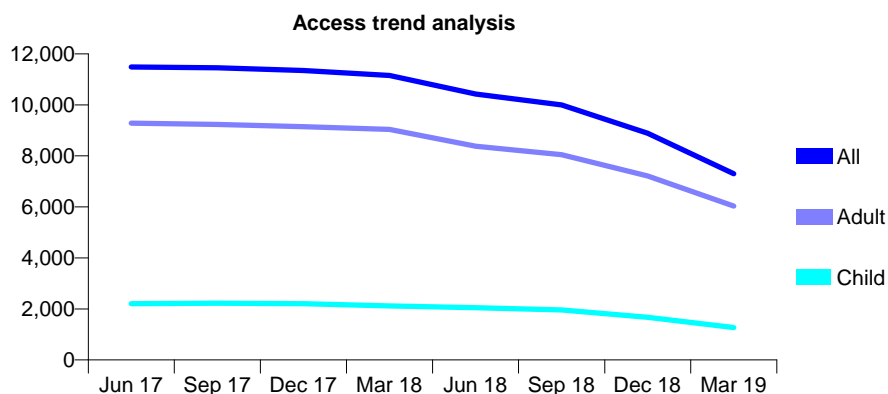
Q59 - Vital Signs At a Glance Contract Report for 101435/0051 - Year end March 2019

Name or company name	IDH Limited
Contract type name	GDS Contract
Purpose of contract	General
Contract start date	01/12/2006
Contract end date	30/11/2018

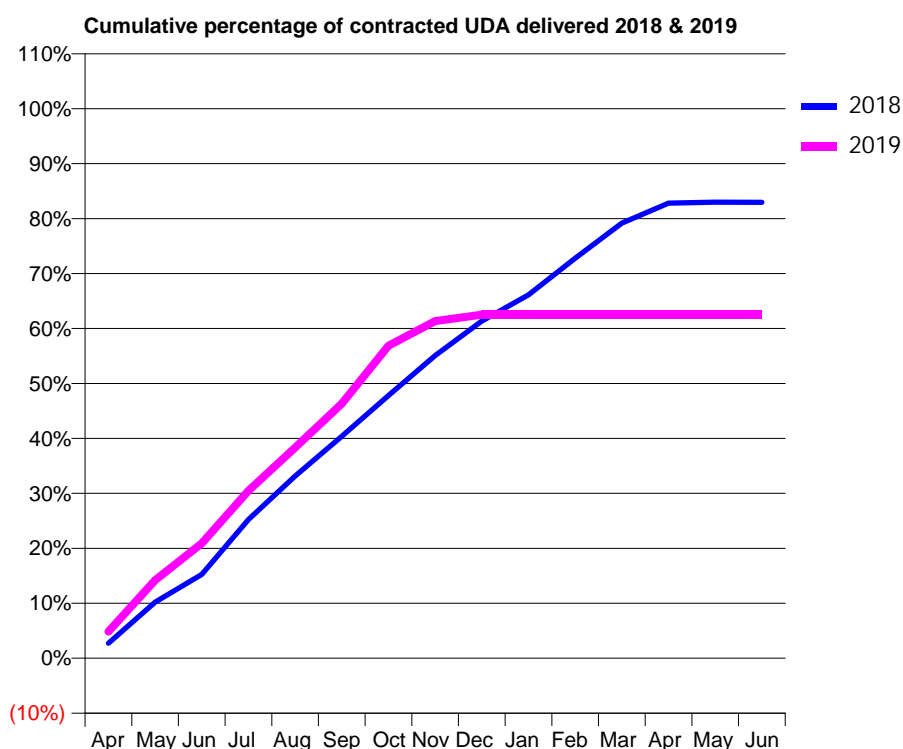
18/19 Contracted general activity (UDA)	22,000
Carry forward general activity (UDA)	0
18/19 Contracted orthodontic activity (UOA)	0
Carry forward orthodontic activity (UOA)	0
Baseline contract value	£492,083.91

ACCESS*

Patients seen in 24 months	Total	Change since previous quarter
Quarter ending March 2018	11,155	
Quarter ending June 2018	10,425	↓
Quarter ending September 2018	10,002	↓
Quarter ending December 2018	8,885	↓
Quarter ending March 2019	7,303	↓
Variance since March 2018	(34.5%)	↓



ACTIVITY



Month	2018	2019
April	906	1,065
May	3,375	3,124
June	5,045	4,600
July	8,338	6,709
August	10,962	8,433
September	13,356	10,188
October	15,801	12,513
November	18,219	13,495
December	20,289	13,755
January	21,860	13,755
February	24,072	13,755
March	26,181	13,755
April	27,379	13,755
May	27,435	13,755
June	27,431	13,755

QUALITY

	Quantity	Base Number	Contract	AT	Region	England
% of FP17s for the same patient ID Re-attending within 3 months - Children	82	1,191	6.9%	9.5%	11.5%	11.8%
% of FP17s for the same patient ID Re-attending within 3 months - Adults	533	5,076	10.5%	14.2%	15.2%	15.7%
% of FP17s for the same patient ID Re-attending between 3 & 9 months - Children	587	1,191	49.3%	61.5%	60.2%	58.9%
% of FP17s for the same patient ID Re-attending between 3 & 9 months - Adults	2,358	5,076	46.5%	52.5%	51.8%	50.8%
% of FP17s for Band 1 Urgent Courses	218	5,754	3.8%	7.9%	8.1%	9.1%
% of FP17s Relating to Free Repair or Replacements	49	5,754	0.9%	0.8%	0.8%	0.8%
% of FP17s Relating to Continuations	101	5,754	1.8%	0.9%	0.9%	0.9%
% of Patients satisfied with the dentistry they have received	4	4	N/A	91.8%	92.7%	92.5%
% of Patients satisfied with the time they had to wait for an appointment	3	4	N/A	86.1%	87.4%	87.0%

* This is based on patients treated on this contract for their most recent course of treatment.

Figures in italics indicate the base number of FP17s or Patient Questionnaire responses are less than 100. N/A is shown where the base number of responses is less than 10 during the period. % is calculated as Quantity/Base number*100

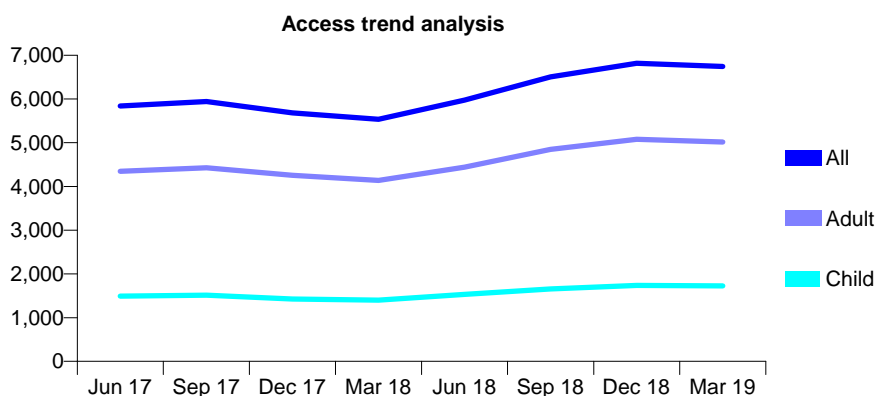
Q59 - Vital Signs At a Glance Contract Report for 101435/0052 - Year end March 2019

Name or company name	IDH Limited
Contract type name	GDS Contract
Purpose of contract	General
Contract start date	05/02/2007
Contract end date	

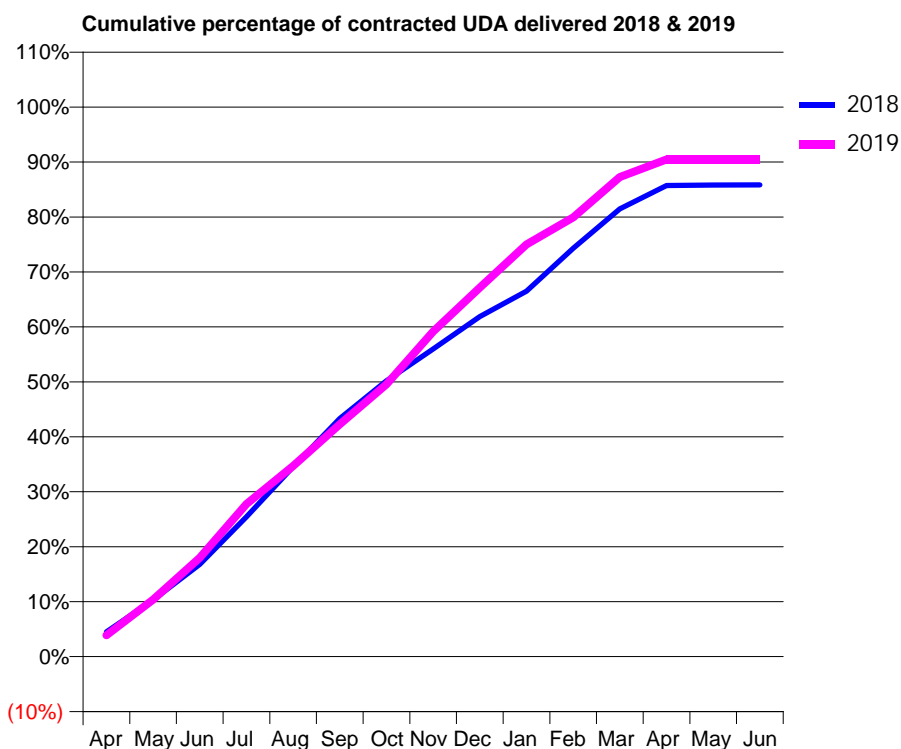
18/19 Contracted general activity (UDA)	19,982
Carry forward general activity (UDA)	-72
18/19 Contracted orthodontic activity (UOA)	0
Carry forward orthodontic activity (UOA)	0
Baseline contract value	£459,601.92

ACCESS*

Patients seen in 24 months	Total	Change since previous quarter
Quarter ending March 2018	5,538	
Quarter ending June 2018	5,977	↑
Quarter ending September 2018	6,506	↑
Quarter ending December 2018	6,815	↑
Quarter ending March 2019	6,741	↓
Variance since March 2018	21.7%	↑



ACTIVITY



Month	Adjusted Scheduled Activity (UDA)	
	2018	2019
April	767	780
May	1,756	2,080
June	2,855	3,598
July	4,324	5,548
August	5,873	6,931
September	7,366	8,442
October	8,534	9,901
November	9,519	11,822
December	10,520	13,417
January	11,306	14,986
February	12,636	15,970
March	13,852	17,440
April	14,573	18,079
May	14,587	18,081
June	14,593	18,081

QUALITY

	Quantity	Base Number	Contract	AT	Region	England
% of FP17s for the same patient ID Re-attending within 3 months - Children	96	2,328	4.1%	9.5%	11.5%	11.8%
% of FP17s for the same patient ID Re-attending within 3 months - Adults	669	6,484	10.3%	14.2%	15.2%	15.7%
% of FP17s for the same patient ID Re-attending between 3 & 9 months - Children	1,106	2,328	47.5%	61.5%	60.2%	58.9%
% of FP17s for the same patient ID Re-attending between 3 & 9 months - Adults	2,715	6,484	41.9%	52.5%	51.8%	50.8%
% of FP17s for Band 1 Urgent Courses	358	8,750	4.1%	7.9%	8.1%	9.1%
% of FP17s Relating to Free Repair or Replacements	49	8,750	0.6%	0.8%	0.8%	0.8%
% of FP17s Relating to Continuations	130	8,750	1.5%	0.9%	0.9%	0.9%
% of Patients satisfied with the dentistry they have received	1	2	N/A	91.8%	92.7%	92.5%
% of Patients satisfied with the time they had to wait for an appointment	2	2	N/A	86.1%	87.4%	87.0%

* This is based on patients treated on this contract for their most recent course of treatment. Figures in italics indicate the base number of FP17s or Patient Questionnaire responses are less than 100. N/A is shown where the base number of responses is less than 10 during the period. % is calculated as Quantity/Base number*100

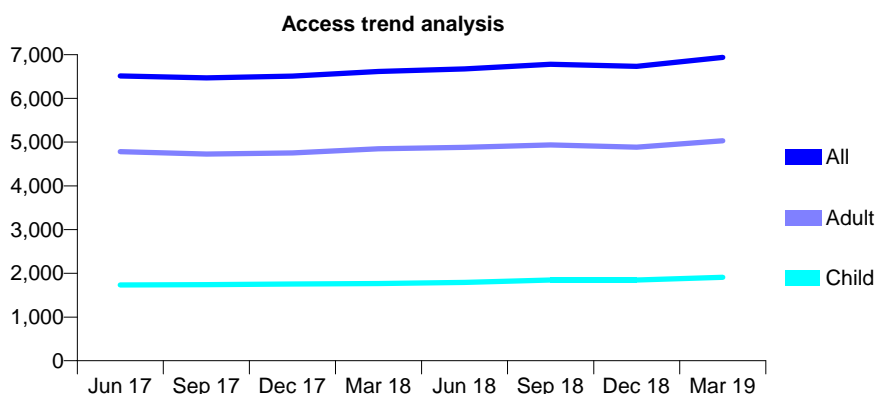
Q59 - Vital Signs At a Glance Contract Report for 101435/0053 - Year end March 2019

Name or company name	IDH Limited
Contract type name	GDS Contract
Purpose of contract	General
Contract start date	01/12/2006
Contract end date	

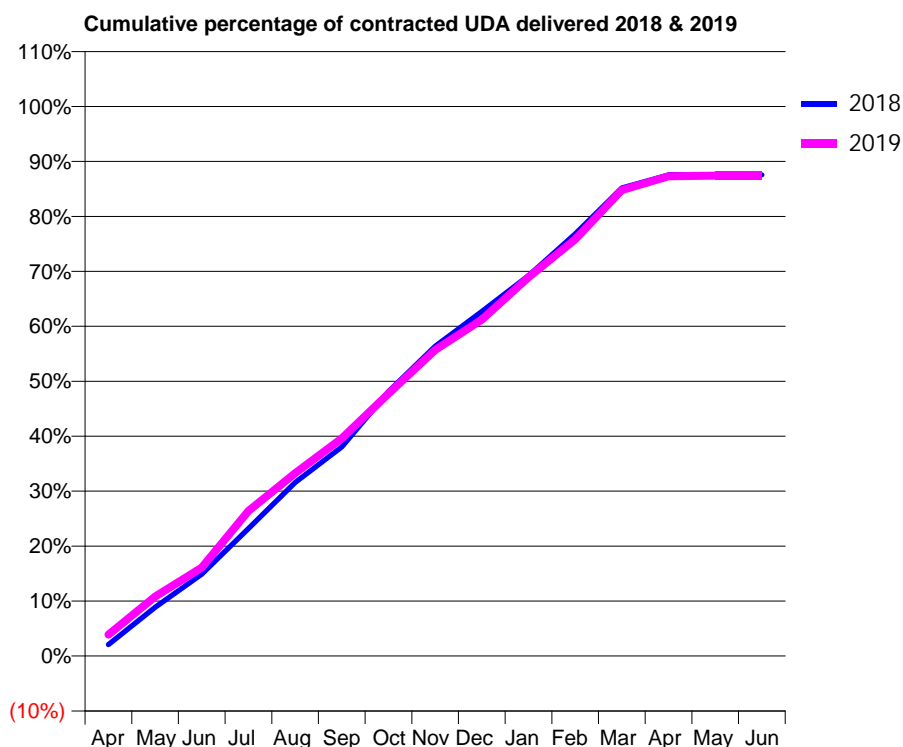
18/19 Contracted general activity (UDA)	22,000
Carry forward general activity (UDA)	0
18/19 Contracted orthodontic activity (UOA)	0
Carry forward orthodontic activity (UOA)	0
Baseline contract value	£492,094.24

ACCESS*

Patients seen in 24 months	Total	Change since previous quarter
Quarter ending March 2018	6,617	
Quarter ending June 2018	6,675	→
Quarter ending September 2018	6,783	→
Quarter ending December 2018	6,732	→
Quarter ending March 2019	6,938	↑
Variance since March 2018	4.9%	↑



ACTIVITY



Month	Adjusted Scheduled Activity (UDA)	
	2018	2019
April	462	857
May	1,950	2,378
June	3,283	3,541
July	5,102	5,806
August	6,947	7,320
September	8,376	8,708
October	10,589	10,504
November	12,401	12,253
December	13,795	13,469
January	15,221	15,167
February	16,899	16,680
March	18,737	18,654
April	19,253	19,204
May	19,256	19,231
June	19,259	19,232

QUALITY

	Quantity	Base Number	Contract	AT	Region	England
% of FP17s for the same patient ID Re-attending within 3 months - Children	117	2,633	4.4%	9.5%	11.5%	11.8%
% of FP17s for the same patient ID Re-attending within 3 months - Adults	555	6,145	9.0%	14.2%	15.2%	15.7%
% of FP17s for the same patient ID Re-attending between 3 & 9 months - Children	1,297	2,633	49.3%	61.5%	60.2%	58.9%
% of FP17s for the same patient ID Re-attending between 3 & 9 months - Adults	2,396	6,145	39.0%	52.5%	51.8%	50.8%
% of FP17s for Band 1 Urgent Courses	137	8,846	1.5%	7.9%	8.1%	9.1%
% of FP17s Relating to Free Repair or Replacements	28	8,846	0.3%	0.8%	0.8%	0.8%
% of FP17s Relating to Continuations	196	8,846	2.2%	0.9%	0.9%	0.9%
% of Patients satisfied with the dentistry they have received	6	6	N/A	91.8%	92.7%	92.5%
% of Patients satisfied with the time they had to wait for an appointment	5	6	N/A	86.1%	87.4%	87.0%

* This is based on patients treated on this contract for their most recent course of treatment.

Figures in italics indicate the base number of FP17s or Patient Questionnaire responses are less than 100. N/A is shown where the base number of responses is less than 10 during the period. % is calculated as Quantity/Base number*100

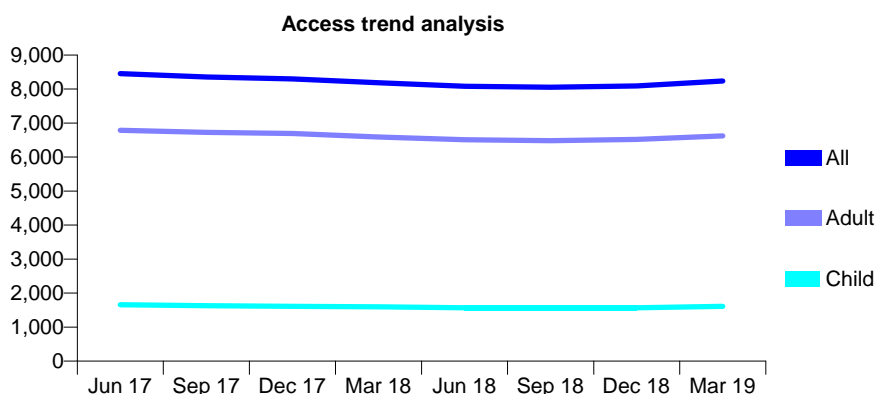
Q59 - Vital Signs At a Glance Contract Report for 103918/0002 - Year end March 2019

Name or company name	Bosworth Dental Limited
Contract type name	GDS Contract
Purpose of contract	General
Contract start date	01/04/2009
Contract end date	

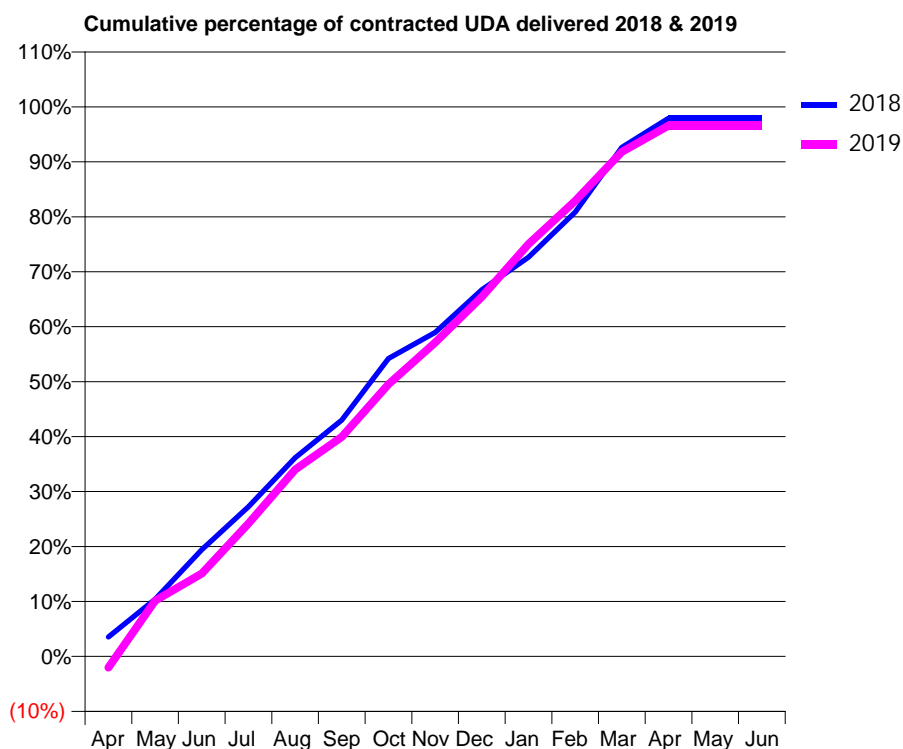
18/19 Contracted general activity (UDA)	20,523
Carry forward general activity (UDA)	423
18/19 Contracted orthodontic activity (UOA)	0
Carry forward orthodontic activity (UOA)	0
Baseline contract value	£583,184.36

ACCESS*

Patients seen in 24 months	Total	Change since previous quarter
Quarter ending March 2018	8,187	
Quarter ending June 2018	8,082	↓
Quarter ending September 2018	8,051	→
Quarter ending December 2018	8,091	→
Quarter ending March 2019	8,236	→
Variance since March 2018	0.6%	→



ACTIVITY



Month	Adjusted Scheduled Activity (UDA)	
	2018	2019
April	727	-423
May	2,137	2,083
June	3,985	3,097
July	5,588	4,965
August	7,423	6,981
September	8,830	8,201
October	11,121	10,161
November	12,099	11,728
December	13,688	13,424
January	14,907	15,402
February	16,597	17,008
March	19,008	18,842
April	20,099	19,825
May	20,100	19,826
June	20,100	19,826

QUALITY

	Quantity	Base Number	Contract	AT	Region	England
% of FP17s for the same patient ID Re-attending within 3 months - Children	185	2,942	6.3%	9.5%	11.5%	11.8%
% of FP17s for the same patient ID Re-attending within 3 months - Adults	1,095	9,466	11.6%	14.2%	15.2%	15.7%
% of FP17s for the same patient ID Re-attending between 3 & 9 months - Children	2,160	2,942	73.4%	61.5%	60.2%	58.9%
% of FP17s for the same patient ID Re-attending between 3 & 9 months - Adults	4,761	9,466	50.3%	52.5%	51.8%	50.8%
% of FP17s for Band 1 Urgent Courses	903	12,328	7.3%	7.9%	8.1%	9.1%
% of FP17s Relating to Free Repair or Replacements	84	12,328	0.7%	0.8%	0.8%	0.8%
% of FP17s Relating to Continuations	44	12,328	0.4%	0.9%	0.9%	0.9%
% of Patients satisfied with the dentistry they have received	7	8	N/A	91.8%	92.7%	92.5%
% of Patients satisfied with the time they had to wait for an appointment	6	8	N/A	86.1%	87.4%	87.0%

* This is based on patients treated on this contract for their most recent course of treatment. Figures in italics indicate the base number of FP17s or Patient Questionnaire responses are less than 100. N/A is shown where the base number of responses is less than 10 during the period. % is calculated as Quantity/Base number*100

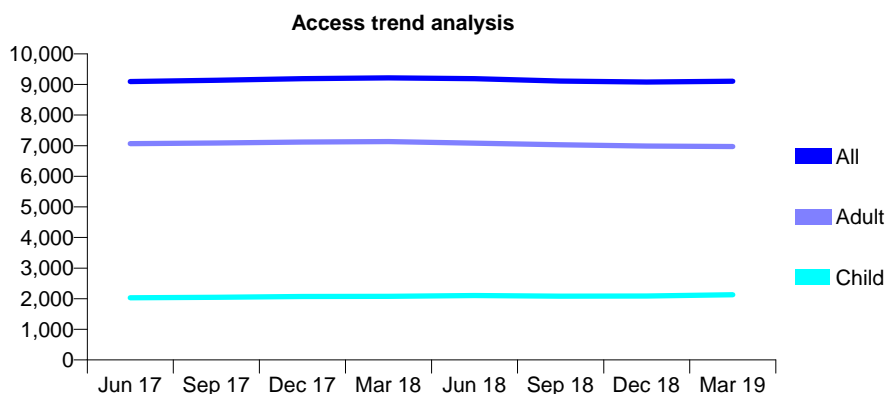
Q59 - Vital Signs At a Glance Contract Report for 105163/0002 - Year end March 2019

Name or company name	J Ahmad, M Hallen, A Persson & A Alfreds
Contract type name	GDS Contract
Purpose of contract	General
Contract start date	01/04/2010
Contract end date	

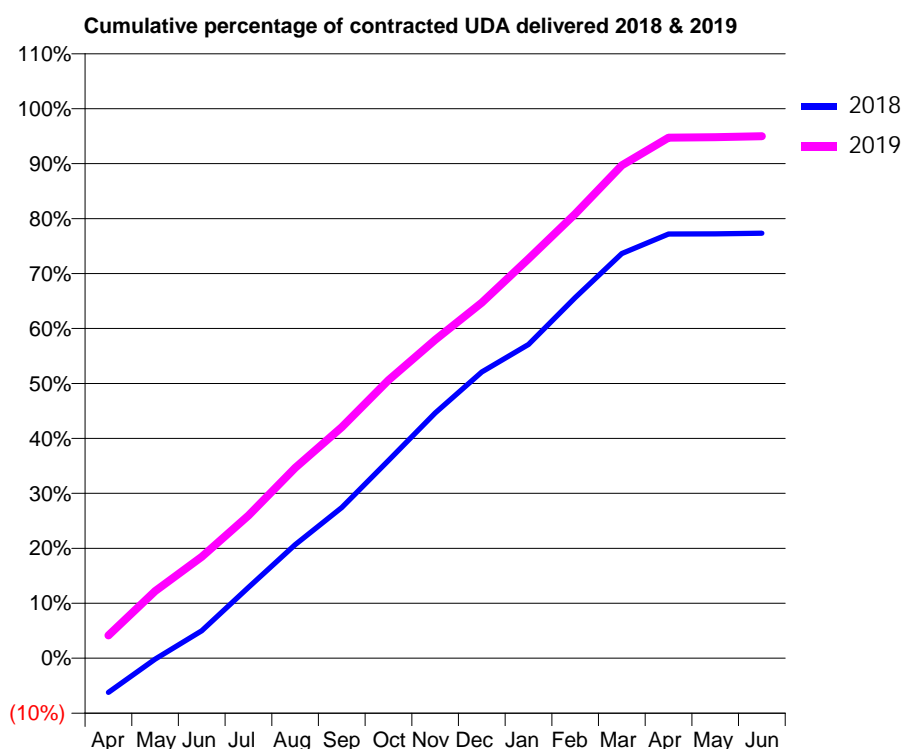
18/19 Contracted general activity (UDA)	28,503
Carry forward general activity (UDA)	0
18/19 Contracted orthodontic activity (UOA)	0
Carry forward orthodontic activity (UOA)	0
Baseline contract value	£836,510.03

ACCESS*

Patients seen in 24 months	Total	Change since previous quarter
Quarter ending March 2018	9,218	
Quarter ending June 2018	9,189	→
Quarter ending September 2018	9,115	→
Quarter ending December 2018	9,077	→
Quarter ending March 2019	9,106	→
Variance since March 2018	(1.2%)	↓



ACTIVITY



Month	Adjusted Scheduled Activity (UDA)	
	2018	2019
April	-1,782	1,187
May	-54	3,484
June	1,418	5,262
July	3,678	7,403
August	5,889	9,877
September	7,814	11,982
October	10,256	14,423
November	12,725	16,514
December	14,848	18,440
January	16,272	20,715
February	18,706	23,045
March	20,986	25,559
April	22,001	27,001
May	22,012	27,021
June	22,040	27,069

QUALITY

	Quantity	Base Number	Contract	AT	Region	England
% of FP17s for the same patient ID Re-attending within 3 months - Children	294	3,242	9.1%	9.5%	11.5%	11.8%
% of FP17s for the same patient ID Re-attending within 3 months - Adults	1,162	9,007	12.9%	14.2%	15.2%	15.7%
% of FP17s for the same patient ID Re-attending between 3 & 9 months - Children	1,852	3,242	57.1%	61.5%	60.2%	58.9%
% of FP17s for the same patient ID Re-attending between 3 & 9 months - Adults	4,666	9,007	51.8%	52.5%	51.8%	50.8%
% of FP17s for Band 1 Urgent Courses	991	12,263	8.1%	7.9%	8.1%	9.1%
% of FP17s Relating to Free Repair or Replacements	50	12,263	0.4%	0.8%	0.8%	0.8%
% of FP17s Relating to Continuations	234	12,263	1.9%	0.9%	0.9%	0.9%
% of Patients satisfied with the dentistry they have received	8	8	N/A	91.8%	92.7%	92.5%
% of Patients satisfied with the time they had to wait for an appointment	8	8	N/A	86.1%	87.4%	87.0%

* This is based on patients treated on this contract for their most recent course of treatment.

Figures in italics indicate the base number of FP17s or Patient Questionnaire responses are less than 100. N/A is shown where the base number of responses is less than 10 during the period. % is calculated as Quantity/Base number*100

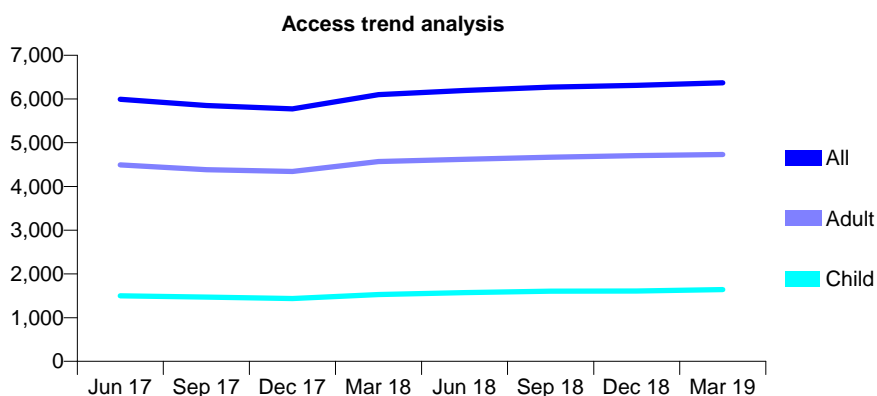
Q59 - Vital Signs At a Glance Contract Report for 105430/0001 - Year end March 2019

Name or company name	Gipsy Lane Dental Ltd
Contract type name	GDS Contract
Purpose of contract	General
Contract start date	01/04/2008
Contract end date	

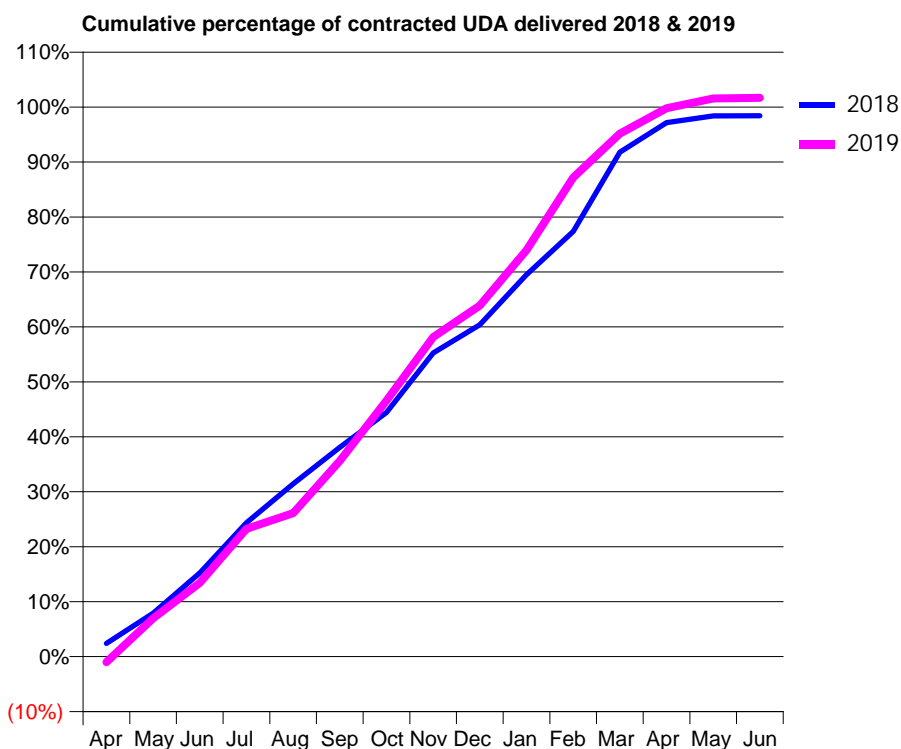
18/19 Contracted general activity (UDA)	15,058
Carry forward general activity (UDA)	238
18/19 Contracted orthodontic activity (UOA)	0
Carry forward orthodontic activity (UOA)	0
Baseline contract value	£380,491.50

ACCESS*

Patients seen in 24 months	Total	Change since previous quarter
Quarter ending March 2018	6,098	
Quarter ending June 2018	6,192	→
Quarter ending September 2018	6,273	→
Quarter ending December 2018	6,313	→
Quarter ending March 2019	6,371	→
Variance since March 2018	4.5%	↑



ACTIVITY



Month	Adjusted Scheduled Activity (UDA)	
	2018	2019
April	363	-155
May	1,195	1,049
June	2,291	2,020
July	3,671	3,504
August	4,733	3,933
September	5,736	5,361
October	6,688	7,015
November	8,323	8,756
December	9,092	9,621
January	10,463	11,135
February	11,649	13,127
March	13,823	14,328
April	14,630	15,029
May	14,816	15,296
June	14,820	15,313

QUALITY

	Quantity	Base Number	Contract	AT	Region	England
% of FP17s for the same patient ID Re-attending within 3 months - Children	133	2,327	5.7%	9.5%	11.5%	11.8%
% of FP17s for the same patient ID Re-attending within 3 months - Adults	578	5,613	10.3%	14.2%	15.2%	15.7%
% of FP17s for the same patient ID Re-attending between 3 & 9 months - Children	1,377	2,327	59.2%	61.5%	60.2%	58.9%
% of FP17s for the same patient ID Re-attending between 3 & 9 months - Adults	2,067	5,613	36.8%	52.5%	51.8%	50.8%
% of FP17s for Band 1 Urgent Courses	483	6,795	7.1%	7.9%	8.1%	9.1%
% of FP17s Relating to Free Repair or Replacements	65	6,795	1.0%	0.8%	0.8%	0.8%
% of FP17s Relating to Continuations	50	6,795	0.7%	0.9%	0.9%	0.9%
% of Patients satisfied with the dentistry they have received	7	7	N/A	91.8%	92.7%	92.5%
% of Patients satisfied with the time they had to wait for an appointment	7	7	N/A	86.1%	87.4%	87.0%

* This is based on patients treated on this contract for their most recent course of treatment. Figures in italics indicate the base number of FP17s or Patient Questionnaire responses are less than 100. N/A is shown where the base number of responses is less than 10 during the period. % is calculated as Quantity/Base number*100

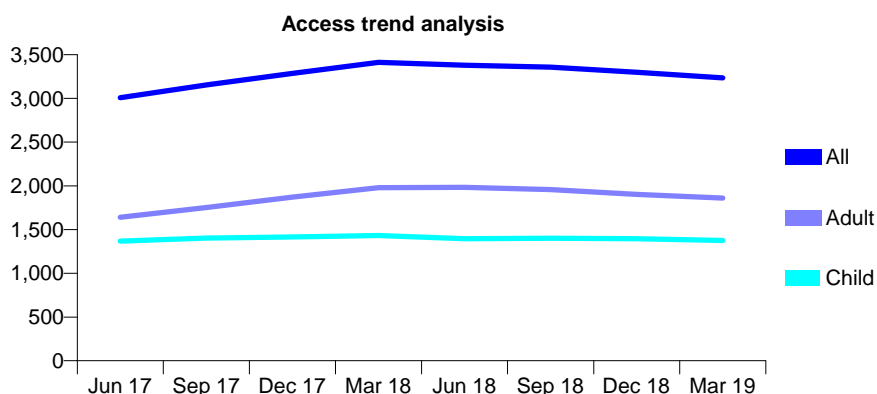
Q59 - Vital Signs At a Glance Contract Report for 106461/0001 - Year end March 2019

Name or company name	Mr M Hamburger & Mrs R Sadler
Contract type name	GDS Contract
Purpose of contract	General
Contract start date	01/09/2006
Contract end date	

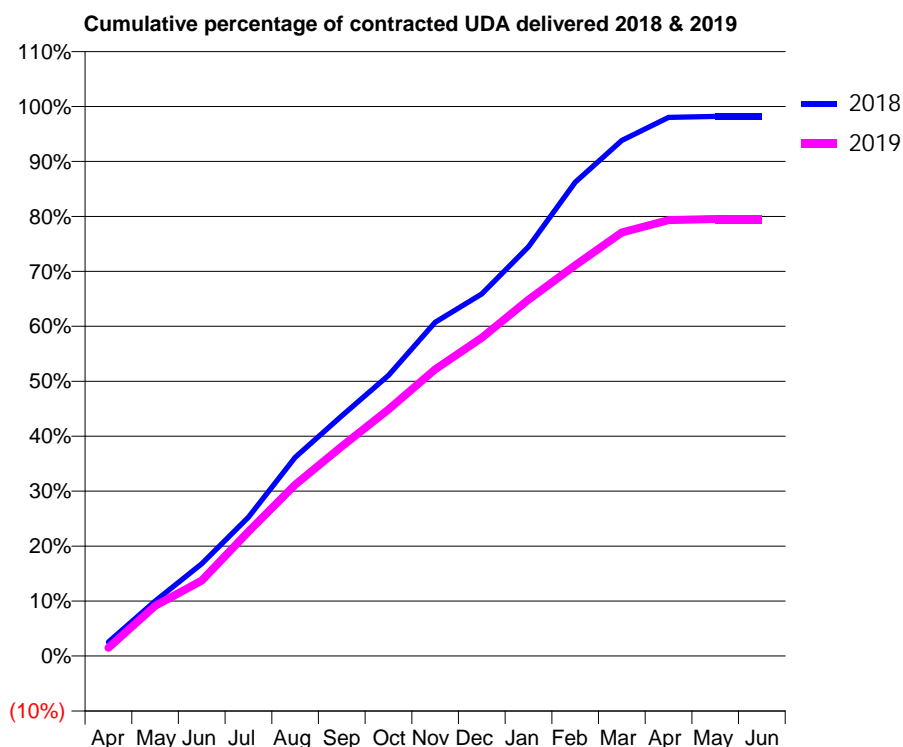
18/19 Contracted general activity (UDA)	10,500
Carry forward general activity (UDA)	188
18/19 Contracted orthodontic activity (UOA)	0
Carry forward orthodontic activity (UOA)	0
Baseline contract value	£250,894.12

ACCESS*

Patients seen in 24 months	Total	Change since previous quarter
Quarter ending March 2018	3,412	
Quarter ending June 2018	3,378	→
Quarter ending September 2018	3,358	→
Quarter ending December 2018	3,299	↓
Quarter ending March 2019	3,235	↓
Variance since March 2018	(5.2%)	↓



ACTIVITY



Month	Adjusted Scheduled Activity (UDA)	
	2018	2019
April	264	159
May	1,034	958
June	1,733	1,442
July	2,609	2,379
August	3,733	3,274
September	4,510	4,005
October	5,271	4,710
November	6,268	5,478
December	6,801	6,080
January	7,686	6,806
February	8,898	7,465
March	9,681	8,092
April	10,114	8,328
May	10,131	8,349
June	10,132	8,349

QUALITY

	Quantity	Base Number	Contract	AT	Region	England
% of FP17s for the same patient ID Re-attending within 3 months - Children	176	2,376	7.4%	9.5%	11.5%	11.8%
% of FP17s for the same patient ID Re-attending within 3 months - Adults	358	2,432	14.7%	14.2%	15.2%	15.7%
% of FP17s for the same patient ID Re-attending between 3 & 9 months - Children	1,723	2,376	72.5%	61.5%	60.2%	58.9%
% of FP17s for the same patient ID Re-attending between 3 & 9 months - Adults	1,547	2,432	63.6%	52.5%	51.8%	50.8%
% of FP17s for Band 1 Urgent Courses	241	4,719	5.1%	7.9%	8.1%	9.1%
% of FP17s Relating to Free Repair or Replacements	3	4,719	0.1%	0.8%	0.8%	0.8%
% of FP17s Relating to Continuations	80	4,719	1.7%	0.9%	0.9%	0.9%
% of Patients satisfied with the dentistry they have received	0	0	N/A	91.8%	92.7%	92.5%
% of Patients satisfied with the time they had to wait for an appointment	0	0	N/A	86.1%	87.4%	87.0%

* This is based on patients treated on this contract for their most recent course of treatment. Figures in italics indicate the base number of FP17s or Patient Questionnaire responses are less than 100. N/A is shown where the base number of responses is less than 10 during the period. % is calculated as Quantity/Base number*100

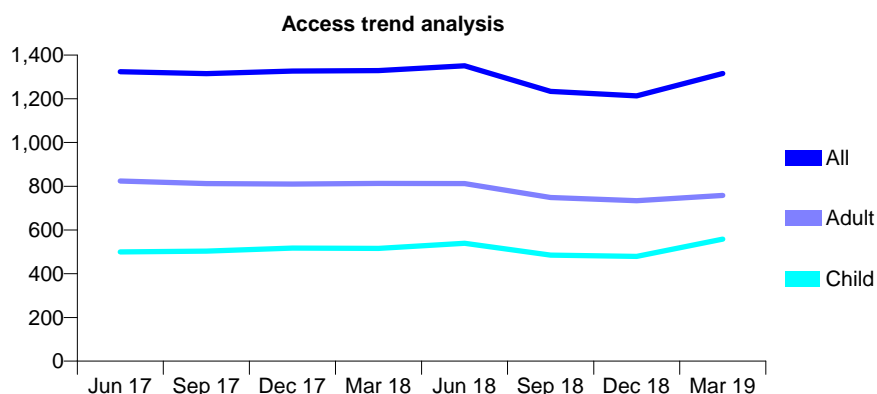
Q59 - Vital Signs At a Glance Contract Report for 108308/0001 - Year end March 2019

Name or company name	Brookview Dental Clinic Limited
Contract type name	GDS Contract
Purpose of contract	General
Contract start date	01/03/2008
Contract end date	

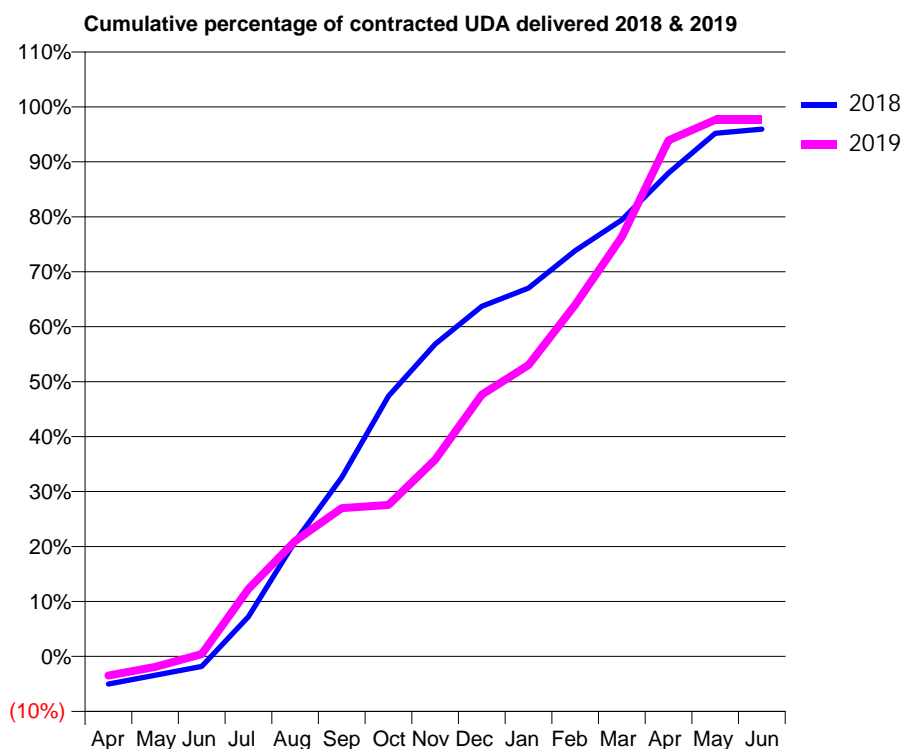
18/19 Contracted general activity (UDA)	1,745
Carry forward general activity (UDA)	71
18/19 Contracted orthodontic activity (UOA)	0
Carry forward orthodontic activity (UOA)	0
Baseline contract value	£42,412.26

ACCESS*

Patients seen in 24 months	Total	Change since previous quarter
Quarter ending March 2018	1,329	
Quarter ending June 2018	1,351	→
Quarter ending September 2018	1,234	↓
Quarter ending December 2018	1,213	↓
Quarter ending March 2019	1,316	↑
Variance since March 2018	(1.0%)	→



ACTIVITY



Month	2018	2019
April	-88	-61
May	-60	-34
June	-32	7
July	126	215
August	366	367
September	569	471
October	827	481
November	992	625
December	1,112	831
January	1,169	925
February	1,288	1,117
March	1,386	1,332
April	1,535	1,639
May	1,661	1,704
June	1,674	1,704

QUALITY

	Quantity	Base Number	Contract	AT	Region	England
% of FP17s for the same patient ID Re-attending within 3 months - Children	45	828	5.4%	9.5%	11.5%	11.8%
% of FP17s for the same patient ID Re-attending within 3 months - Adults	88	967	9.1%	14.2%	15.2%	15.7%
% of FP17s for the same patient ID Re-attending between 3 & 9 months - Children	414	828	50.0%	61.5%	60.2%	58.9%
% of FP17s for the same patient ID Re-attending between 3 & 9 months - Adults	497	967	51.4%	52.5%	51.8%	50.8%
% of FP17s for Band 1 Urgent Courses	24	1,006	2.4%	7.9%	8.1%	9.1%
% of FP17s Relating to Free Repair or Replacements	2	1,006	0.2%	0.8%	0.8%	0.8%
% of FP17s Relating to Continuations	13	1,006	1.3%	0.9%	0.9%	0.9%
% of Patients satisfied with the dentistry they have received	0	0	N/A	91.8%	92.7%	92.5%
% of Patients satisfied with the time they had to wait for an appointment	0	0	N/A	86.1%	87.4%	87.0%

* This is based on patients treated on this contract for their most recent course of treatment. Figures in italics indicate the base number of FP17s or Patient Questionnaire responses are less than 100. N/A is shown where the base number of responses is less than 10 during the period. % is calculated as Quantity/Base number*100

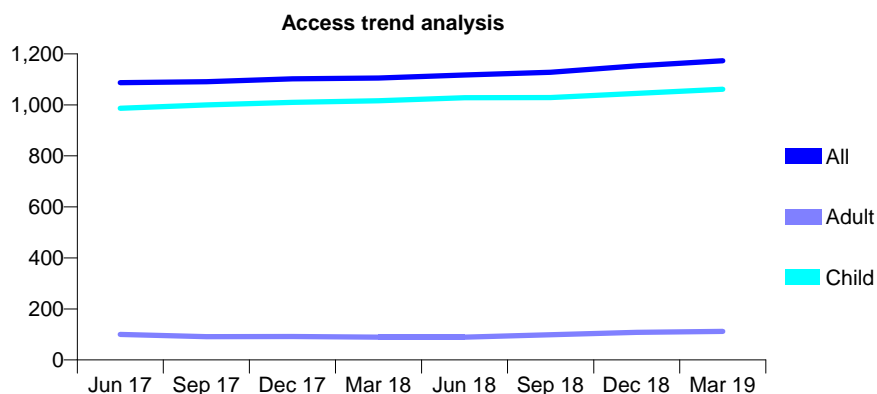
Q59 - Vital Signs At a Glance Contract Report for 109584/0001 - Year end March 2019

Name or company name	Mr M Hamburger & Mrs R P Sadler
Contract type name	GDS Contract
Purpose of contract	General
Contract start date	01/04/2014
Contract end date	

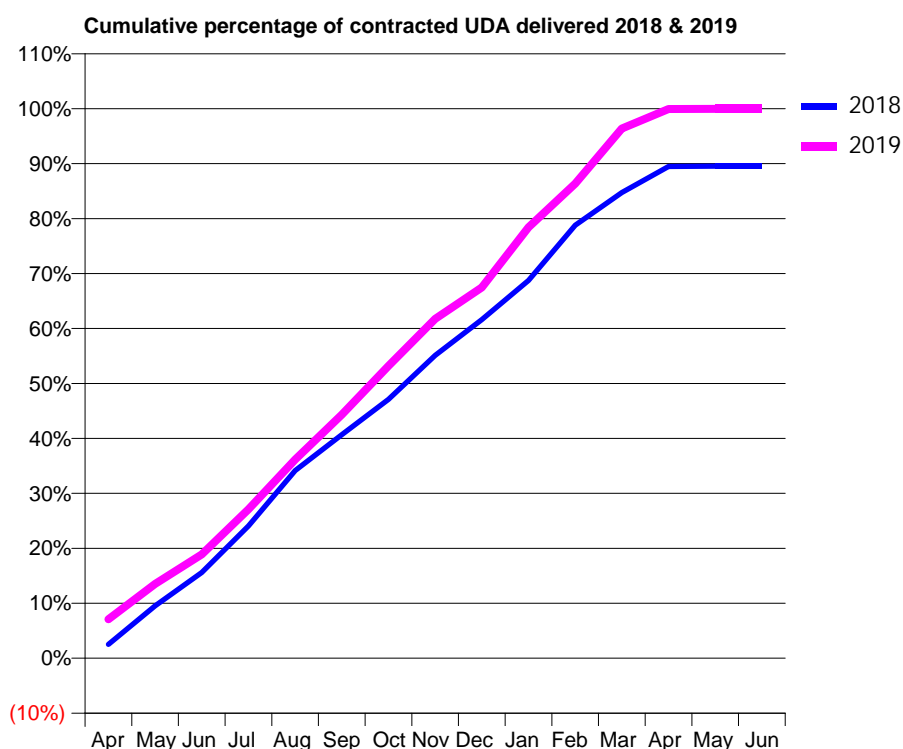
18/19 Contracted general activity (UDA)	2,447
Carry forward general activity (UDA)	0
18/19 Contracted orthodontic activity (UOA)	0
Carry forward orthodontic activity (UOA)	0
Baseline contract value	£76,033.12

ACCESS*

Patients seen in 24 months	Total	Change since previous quarter
Quarter ending March 2018	1,105	
Quarter ending June 2018	1,117	→
Quarter ending September 2018	1,128	→
Quarter ending December 2018	1,153	↑
Quarter ending March 2019	1,173	→
Variance since March 2018	6.2%	↑



ACTIVITY



Adjusted Scheduled Activity (UDA)		
Month	2018	2019
April	62	174
May	234	331
June	382	462
July	589	663
August	836	885
September	995	1,084
October	1,153	1,301
November	1,349	1,511
December	1,507	1,651
January	1,682	1,919
February	1,928	2,113
March	2,073	2,358
April	2,190	2,445
May	2,191	2,446
June	2,191	2,446

QUALITY

	Quantity	Base Number	Contract	AT	Region	England
% of FP17s for the same patient ID Re-attending within 3 months - Children	137	1,853	7.4%	9.5%	11.5%	11.8%
% of FP17s for the same patient ID Re-attending within 3 months - Adults	0	17	0.0%	14.2%	15.2%	15.7%
% of FP17s for the same patient ID Re-attending between 3 & 9 months - Children	1,301	1,853	70.2%	61.5%	60.2%	58.9%
% of FP17s for the same patient ID Re-attending between 3 & 9 months - Adults	15	17	88.2%	52.5%	51.8%	50.8%
% of FP17s for Band 1 Urgent Courses	95	1,845	5.1%	7.9%	8.1%	9.1%
% of FP17s Relating to Free Repair or Replacements	0	1,845	0.0%	0.8%	0.8%	0.8%
% of FP17s Relating to Continuations	0	1,845	0.0%	0.9%	0.9%	0.9%
% of Patients satisfied with the dentistry they have received	0	0	N/A	91.8%	92.7%	92.5%
% of Patients satisfied with the time they had to wait for an appointment	0	0	N/A	86.1%	87.4%	87.0%

* This is based on patients treated on this contract for their most recent course of treatment. Figures in italics indicate the base number of FP17s or Patient Questionnaire responses are less than 100. N/A is shown where the base number of responses is less than 10 during the period. % is calculated as Quantity/Base number*100

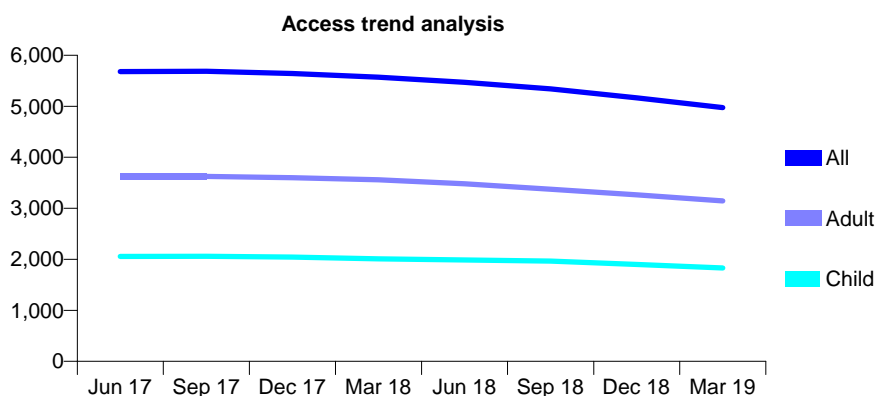
Q59 - Vital Signs At a Glance Contract Report for 109967/0001 - Year end March 2019

Name or company name	Mr F Kadherbhai, Mr N F Kapadia, Mr A Sa
Contract type name	GDS Contract
Purpose of contract	General
Contract start date	01/04/2011
Contract end date	

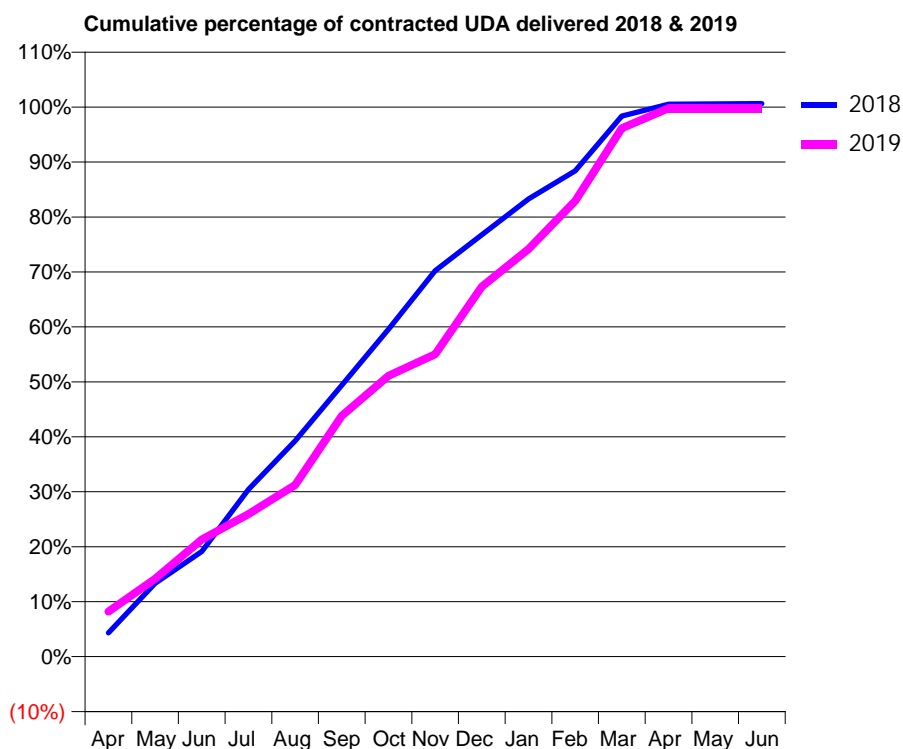
18/19 Contracted general activity (UDA)	13,147
Carry forward general activity (UDA)	-82
18/19 Contracted orthodontic activity (UOA)	0
Carry forward orthodontic activity (UOA)	0
Baseline contract value	£371,425.36

ACCESS*

Patients seen in 24 months	Total	Change since previous quarter
Quarter ending March 2018	5,569	
Quarter ending June 2018	5,471	↓
Quarter ending September 2018	5,341	↓
Quarter ending December 2018	5,165	↓
Quarter ending March 2019	4,975	↓
Variance since March 2018	(10.7%)	↓



ACTIVITY



Month	Adjusted Scheduled Activity (UDA)	
	2018	2019
April	570	1,076
May	1,757	1,861
June	2,517	2,803
July	3,998	3,408
August	5,165	4,106
September	6,490	5,762
October	7,830	6,719
November	9,230	7,233
December	10,088	8,853
January	10,948	9,748
February	11,622	10,904
March	12,931	12,639
April	13,217	13,120
May	13,222	13,119
June	13,229	13,121

QUALITY

	Quantity	Base Number	Contract	AT	Region	England
% of FP17s for the same patient ID Re-attending within 3 months - Children	143	2,816	5.1%	9.5%	11.5%	11.8%
% of FP17s for the same patient ID Re-attending within 3 months - Adults	451	4,224	10.7%	14.2%	15.2%	15.7%
% of FP17s for the same patient ID Re-attending between 3 & 9 months - Children	1,786	2,816	63.4%	61.5%	60.2%	58.9%
% of FP17s for the same patient ID Re-attending between 3 & 9 months - Adults	2,529	4,224	59.9%	52.5%	51.8%	50.8%
% of FP17s for Band 1 Urgent Courses	399	6,027	6.6%	7.9%	8.1%	9.1%
% of FP17s Relating to Free Repair or Replacements	20	6,027	0.3%	0.8%	0.8%	0.8%
% of FP17s Relating to Continuations	14	6,027	0.2%	0.9%	0.9%	0.9%
% of Patients satisfied with the dentistry they have received	2	2	N/A	91.8%	92.7%	92.5%
% of Patients satisfied with the time they had to wait for an appointment	2	2	N/A	86.1%	87.4%	87.0%

* This is based on patients treated on this contract for their most recent course of treatment. Figures in italics indicate the base number of FP17s or Patient Questionnaire responses are less than 100. N/A is shown where the base number of responses is less than 10 during the period. % is calculated as Quantity/Base number*100

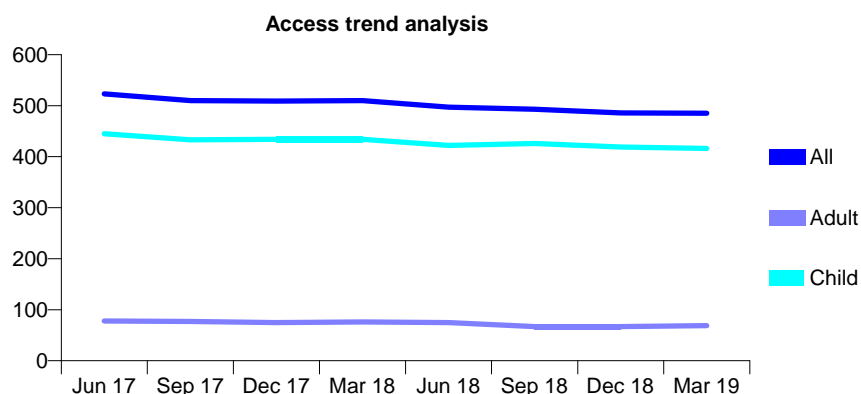
Q59 - Vital Signs At a Glance Contract Report for 111260/0001 - Year end March 2019

Name or company name	Mr N Appleby & Mr S Edmondson
Contract type name	GDS Contract
Purpose of contract	General
Contract start date	01/04/2006
Contract end date	

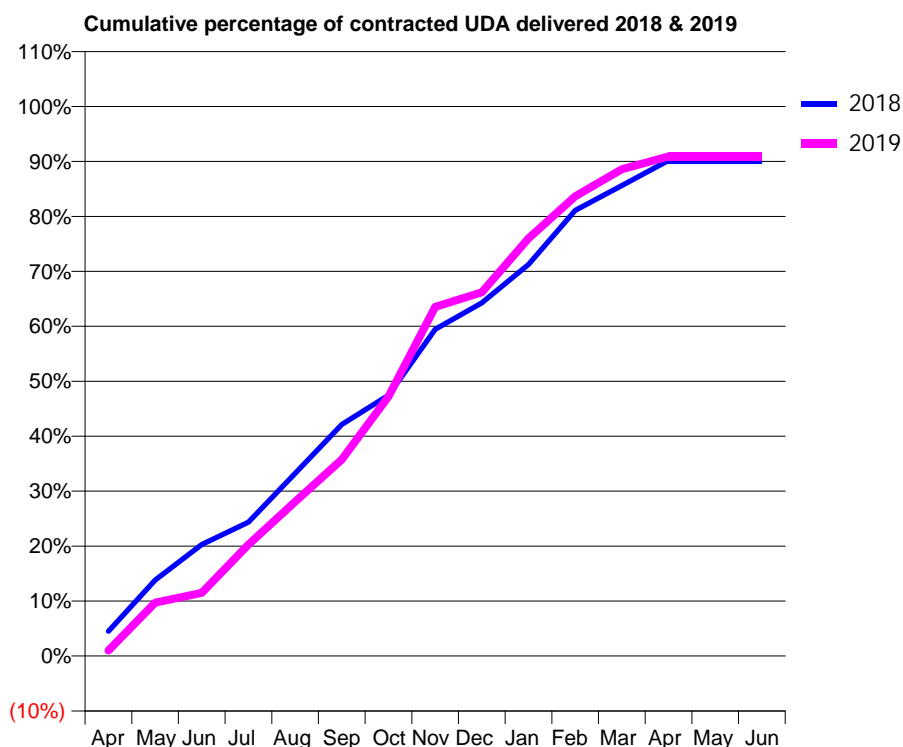
18/19 Contracted general activity (UDA)	900
Carry forward general activity (UDA)	0
18/19 Contracted orthodontic activity (UOA)	0
Carry forward orthodontic activity (UOA)	0
Baseline contract value	£20,404.34

ACCESS*

Patients seen in 24 months	Total	Change since previous quarter
Quarter ending March 2018	510	
Quarter ending June 2018	497	↓
Quarter ending September 2018	493	→
Quarter ending December 2018	486	↓
Quarter ending March 2019	485	→
Variance since March 2018	(4.9%)	↓



ACTIVITY



Month	Adjusted Scheduled Activity (UDA)	
	2018	2019
April	45	9
May	138	87
June	203	103
July	244	183
August	332	253
September	421	322
October	475	425
November	595	572
December	643	596
January	713	684
February	811	753
March	856	797
April	902	818
May	902	818
June	902	818

QUALITY

	Quantity	Base Number	Contract	AT	Region	England
% of FP17s for the same patient ID Re-attending within 3 months - Children	37	655	5.6%	9.5%	11.5%	11.8%
% of FP17s for the same patient ID Re-attending within 3 months - Adults	0	0	N/A	14.2%	15.2%	15.7%
% of FP17s for the same patient ID Re-attending between 3 & 9 months - Children	419	655	64.0%	61.5%	60.2%	58.9%
% of FP17s for the same patient ID Re-attending between 3 & 9 months - Adults	0	0	N/A	52.5%	51.8%	50.8%
% of FP17s for Band 1 Urgent Courses	11	637	1.7%	7.9%	8.1%	9.1%
% of FP17s Relating to Free Repair or Replacements	0	637	0.0%	0.8%	0.8%	0.8%
% of FP17s Relating to Continuations	0	637	0.0%	0.9%	0.9%	0.9%
% of Patients satisfied with the dentistry they have received	0	0	N/A	91.8%	92.7%	92.5%
% of Patients satisfied with the time they had to wait for an appointment	0	0	N/A	86.1%	87.4%	87.0%

* This is based on patients treated on this contract for their most recent course of treatment. Figures in italics indicate the base number of FP17s or Patient Questionnaire responses are less than 100. N/A is shown where the base number of responses is less than 10 during the period. % is calculated as Quantity/Base number*100

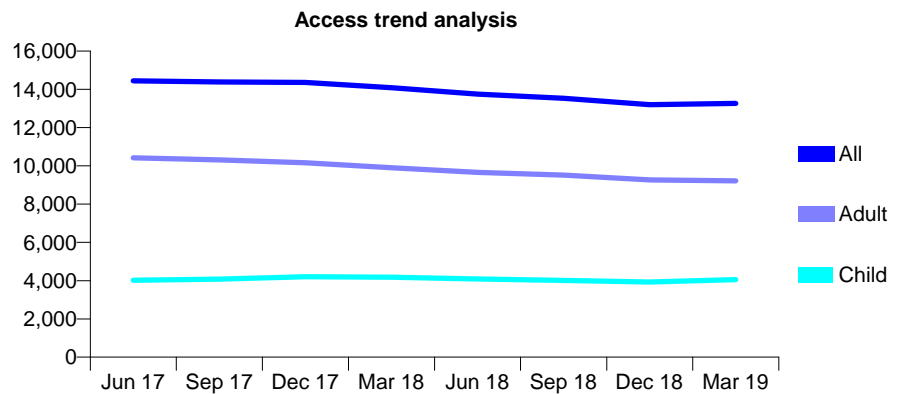
Q59 - Vital Signs At a Glance Contract Report for 112984/0001 - Year end March 2019

Name or company name	East Midlands Community Dental Associati
Contract type name	GDS Contract
Purpose of contract	General
Contract start date	01/12/2014
Contract end date	

18/19 Contracted general activity (UDA)	35,000
Carry forward general activity (UDA)	1,091
18/19 Contracted orthodontic activity (UOA)	0
Carry forward orthodontic activity (UOA)	0
Baseline contract value	£793,408.26

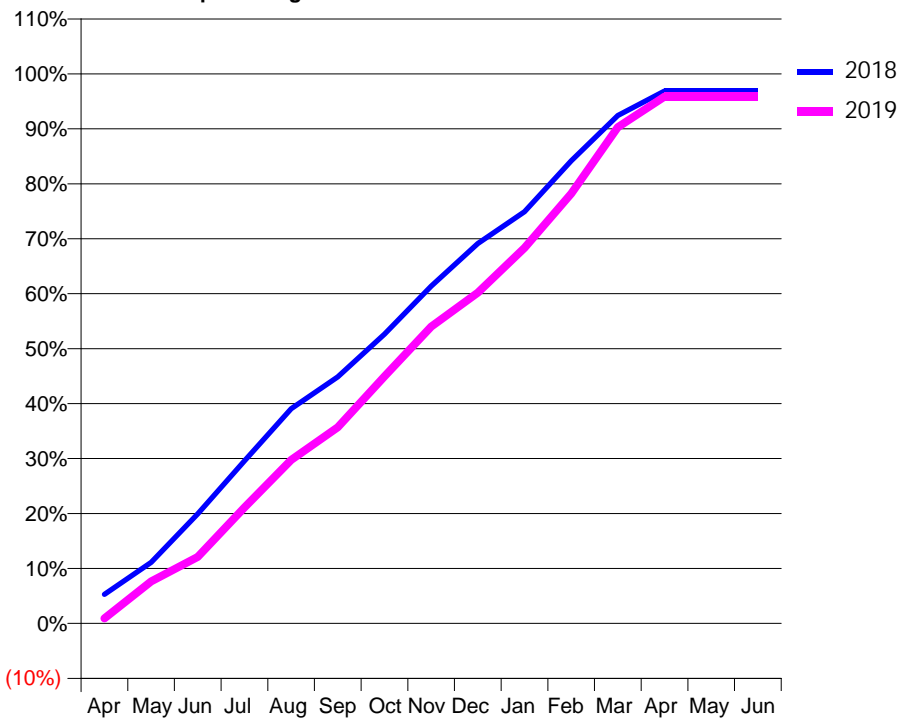
ACCESS*

Patients seen in 24 months	Total	Change since previous quarter
Quarter ending March 2018	14,084	
Quarter ending June 2018	13,752	↓
Quarter ending September 2018	13,532	↓
Quarter ending December 2018	13,197	↓
Quarter ending March 2019	13,263	→
Variance since March 2018	(5.8%)	↓



ACTIVITY

Cumulative percentage of contracted UDA delivered 2018 & 2019



Month	Adjusted Scheduled Activity (UDA)	
	2018	2019
April	1,856	326
May	3,883	2,682
June	6,981	4,231
July	10,345	7,388
August	13,669	10,416
September	15,702	12,486
October	18,424	15,733
November	21,481	18,904
December	24,197	21,062
January	26,220	23,910
February	29,462	27,367
March	32,348	31,599
April	33,906	33,541
May	33,904	33,549
June	33,909	33,554

QUALITY

	Quantity	Base Number	Contract	AT	Region	England
% of FP17s for the same patient ID Re-attending within 3 months - Children	284	5,997	4.7%	9.5%	11.5%	11.8%
% of FP17s for the same patient ID Re-attending within 3 months - Adults	1,641	13,501	12.2%	14.2%	15.2%	15.7%
% of FP17s for the same patient ID Re-attending between 3 & 9 months - Children	3,776	5,997	63.0%	61.5%	60.2%	58.9%
% of FP17s for the same patient ID Re-attending between 3 & 9 months - Adults	7,726	13,501	57.2%	52.5%	51.8%	50.8%
% of FP17s for Band 1 Urgent Courses	1,388	19,567	7.1%	7.9%	8.1%	9.1%
% of FP17s Relating to Free Repair or Replacements	189	19,567	1.0%	0.8%	0.8%	0.8%
% of FP17s Relating to Continuations	32	19,567	0.2%	0.9%	0.9%	0.9%
% of Patients satisfied with the dentistry they have received	6	7	N/A	91.8%	92.7%	92.5%
% of Patients satisfied with the time they had to wait for an appointment	5	7	N/A	86.1%	87.4%	87.0%

* This is based on patients treated on this contract for their most recent course of treatment.

Figures in italics indicate the base number of FP17s or Patient Questionnaire responses are less than 100. N/A is shown where the base number of responses is less than 10 during the period. % is calculated as Quantity/Base number*100

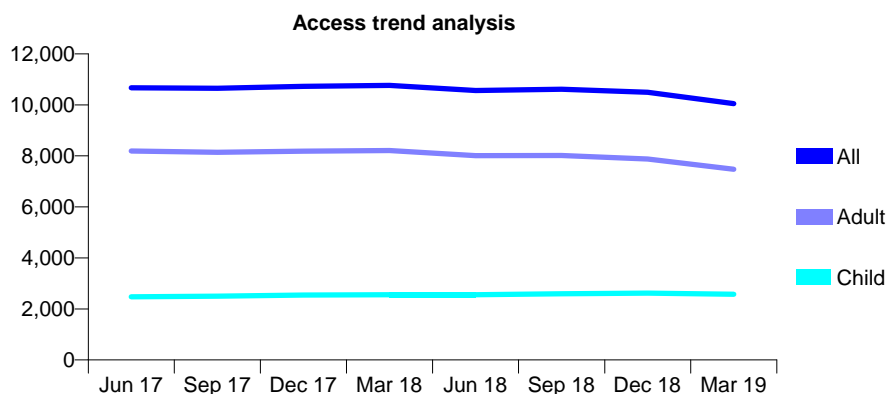
Q59 - Vital Signs At a Glance Contract Report for 115231/0004 - Year end March 2019

Name or company name	Charnwood Dental Limited
Contract type name	GDS Contract
Purpose of contract	General
Contract start date	01/04/2009
Contract end date	

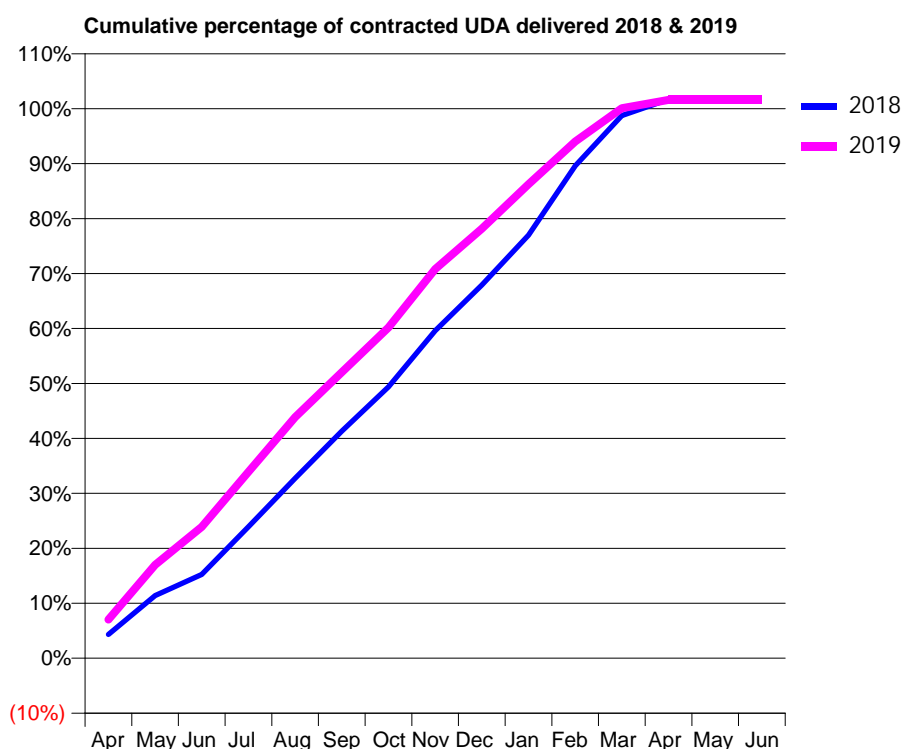
18/19 Contracted general activity (UDA)	25,029
Carry forward general activity (UDA)	-420
18/19 Contracted orthodontic activity (UOA)	0
Carry forward orthodontic activity (UOA)	0
Baseline contract value	£666,965.96

ACCESS*

Patients seen in 24 months	Total	Change since previous quarter
Quarter ending March 2018	10,764	
Quarter ending June 2018	10,565	↓
Quarter ending September 2018	10,610	→
Quarter ending December 2018	10,499	↓
Quarter ending March 2019	10,048	↓
Variance since March 2018	(6.7%)	↓



ACTIVITY



Month	Adjusted Scheduled Activity (UDA)	
	2018	2019
April	1,086	1,758
May	2,857	4,257
June	3,817	5,981
July	5,985	8,486
August	8,199	10,982
September	10,338	13,022
October	12,354	15,069
November	14,923	17,726
December	16,997	19,561
January	19,268	21,584
February	22,421	23,536
March	24,711	25,046
April	25,446	25,430
May	25,448	25,430
June	25,449	25,430

QUALITY

	Quantity	Base Number	Contract	AT	Region	England
% of FP17s for the same patient ID Re-attending within 3 months - Children	208	3,409	6.1%	9.5%	11.5%	11.8%
% of FP17s for the same patient ID Re-attending within 3 months - Adults	947	9,023	10.5%	14.2%	15.2%	15.7%
% of FP17s for the same patient ID Re-attending between 3 & 9 months - Children	1,918	3,409	56.3%	61.5%	60.2%	58.9%
% of FP17s for the same patient ID Re-attending between 3 & 9 months - Adults	4,715	9,023	52.3%	52.5%	51.8%	50.8%
% of FP17s for Band 1 Urgent Courses	389	12,222	3.2%	7.9%	8.1%	9.1%
% of FP17s Relating to Free Repair or Replacements	69	12,222	0.6%	0.8%	0.8%	0.8%
% of FP17s Relating to Continuations	315	12,222	2.6%	0.9%	0.9%	0.9%
% of Patients satisfied with the dentistry they have received	9	10	90.0%	91.8%	92.7%	92.5%
% of Patients satisfied with the time they had to wait for an appointment	8	10	80.0%	86.1%	87.4%	87.0%

* This is based on patients treated on this contract for their most recent course of treatment.

Figures in italics indicate the base number of FP17s or Patient Questionnaire responses are less than 100. N/A is shown where the base number of responses is less than 10 during the period. % is calculated as Quantity/Base number*100

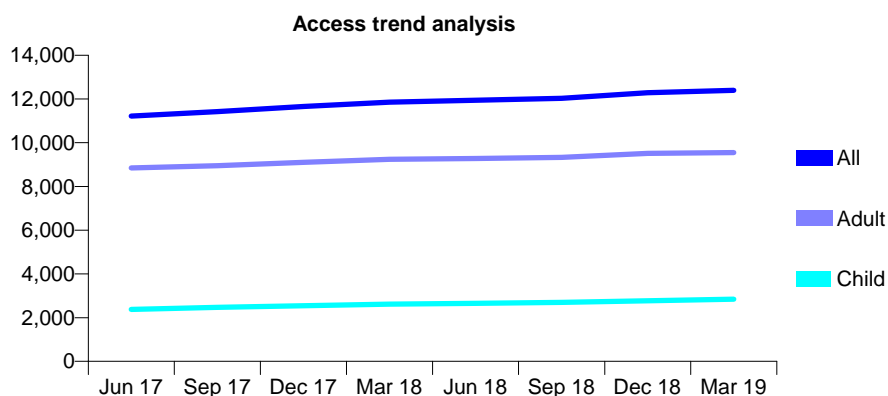
Q59 - Vital Signs At a Glance Contract Report for 117250/0001 - Year end March 2019

Name or company name	Hallcross Dental Practices Limited
Contract type name	GDS Contract
Purpose of contract	General
Contract start date	01/04/2008
Contract end date	

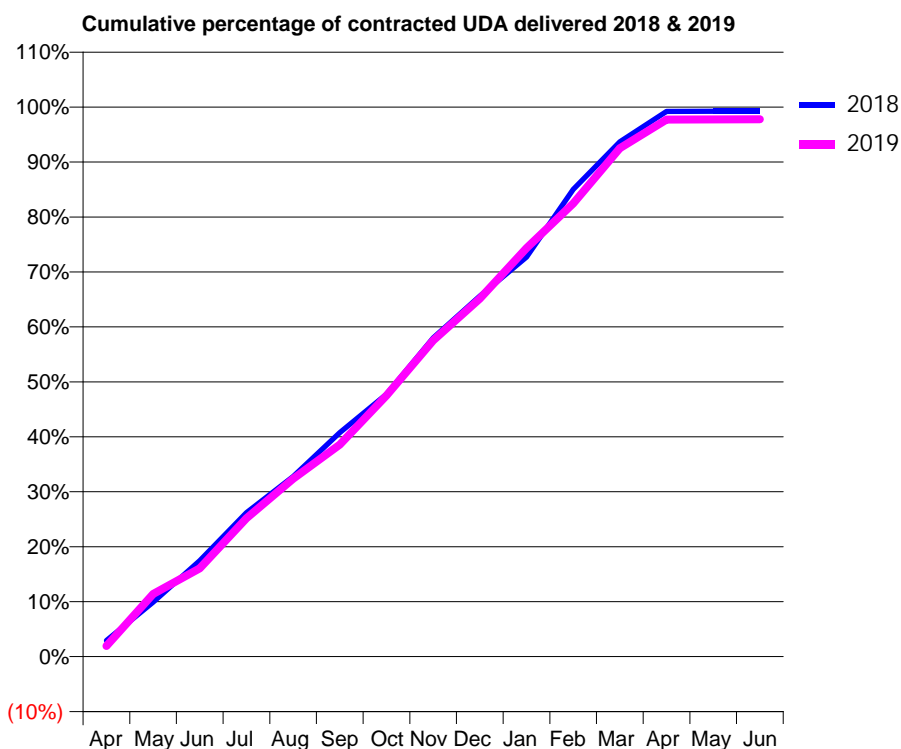
18/19 Contracted general activity (UDA)	32,315
Carry forward general activity (UDA)	242
18/19 Contracted orthodontic activity (UOA)	0
Carry forward orthodontic activity (UOA)	0
Baseline contract value	£807,830.08

ACCESS*

Patients seen in 24 months	Total	Change since previous quarter
Quarter ending March 2018	11,856	
Quarter ending June 2018	11,942	→
Quarter ending September 2018	12,032	→
Quarter ending December 2018	12,286	↑
Quarter ending March 2019	12,396	→
Variance since March 2018	4.6%	↑



ACTIVITY



Month	Adjusted Scheduled Activity (UDA)	
	2018	2019
April	942	627
May	3,204	3,680
June	5,644	5,185
July	8,464	8,132
August	10,589	10,458
September	13,168	12,463
October	15,431	15,361
November	18,746	18,586
December	21,204	21,054
January	23,495	24,022
February	27,476	26,641
March	30,275	29,889
April	32,064	31,572
May	32,072	31,589
June	32,073	31,599

QUALITY

	Quantity	Base Number	Contract	AT	Region	England
% of FP17s for the same patient ID Re-attending within 3 months - Children	278	4,028	6.9%	9.5%	11.5%	11.8%
% of FP17s for the same patient ID Re-attending within 3 months - Adults	1,368	13,169	10.4%	14.2%	15.2%	15.7%
% of FP17s for the same patient ID Re-attending between 3 & 9 months - Children	2,179	4,028	54.1%	61.5%	60.2%	58.9%
% of FP17s for the same patient ID Re-attending between 3 & 9 months - Adults	7,021	13,169	53.3%	52.5%	51.8%	50.8%
% of FP17s for Band 1 Urgent Courses	1,119	17,154	6.5%	7.9%	8.1%	9.1%
% of FP17s Relating to Free Repair or Replacements	86	17,154	0.5%	0.8%	0.8%	0.8%
% of FP17s Relating to Continuations	77	17,154	0.4%	0.9%	0.9%	0.9%
% of Patients satisfied with the dentistry they have received	8	8	N/A	91.8%	92.7%	92.5%
% of Patients satisfied with the time they had to wait for an appointment	8	8	N/A	86.1%	87.4%	87.0%

* This is based on patients treated on this contract for their most recent course of treatment. Figures in italics indicate the base number of FP17s or Patient Questionnaire responses are less than 100. N/A is shown where the base number of responses is less than 10 during the period. % is calculated as Quantity/Base number*100

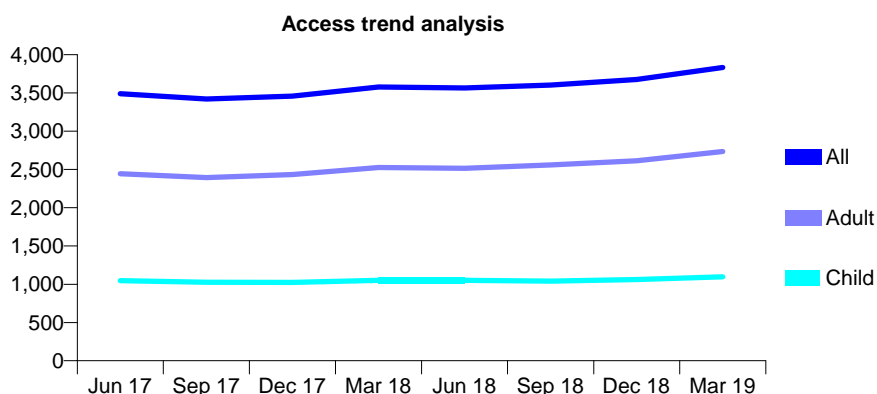
Q59 - Vital Signs At a Glance Contract Report for 117412/0002 - Year end March 2019

Name or company name	HS Virdee Ltd
Contract type name	GDS Contract
Purpose of contract	General and Orthodontic
Contract start date	01/11/2007
Contract end date	

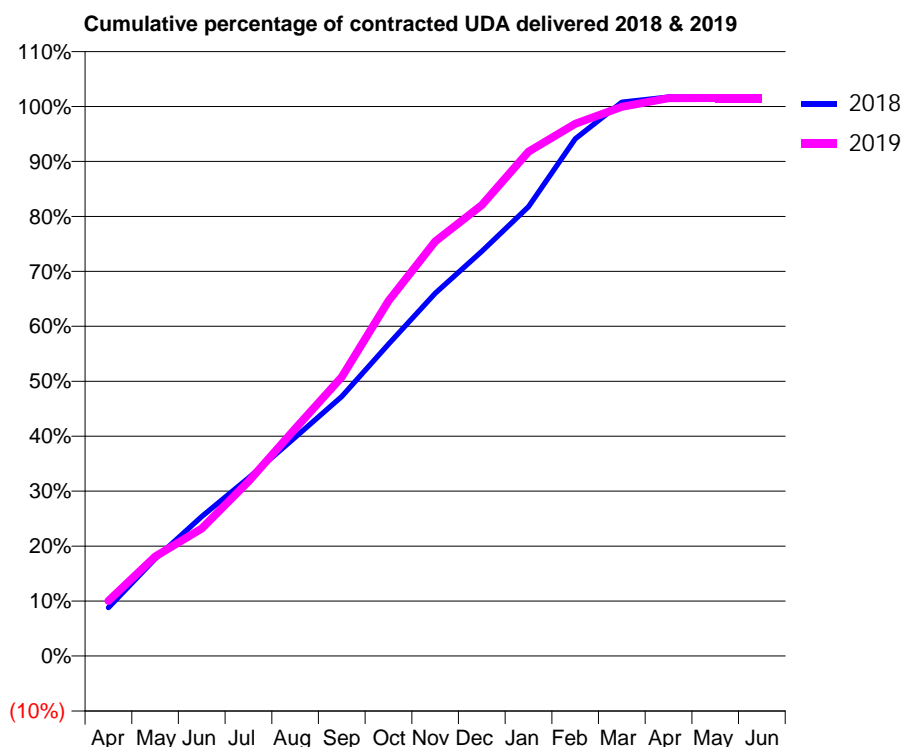
18/19 Contracted general activity (UDA)	10,377
Carry forward general activity (UDA)	-183
18/19 Contracted orthodontic activity (UOA)	293
Carry forward orthodontic activity (UOA)	0
Baseline contract value	£296,875.30

ACCESS*

Patients seen in 24 months	Total	Change since previous quarter
Quarter ending March 2018	3,577	
Quarter ending June 2018	3,565	→
Quarter ending September 2018	3,601	→
Quarter ending December 2018	3,676	↑
Quarter ending March 2019	3,831	↑
Variance since March 2018	7.1%	↑



ACTIVITY



Month	Adjusted Scheduled Activity (UDA)	
	2018	2019
April	914	1,042
May	1,837	1,878
June	2,636	2,408
July	3,363	3,295
August	4,128	4,292
September	4,899	5,269
October	5,888	6,705
November	6,847	7,829
December	7,642	8,515
January	8,486	9,524
February	9,763	10,050
March	10,456	10,370
April	10,556	10,533
May	10,560	10,537
June	10,560	10,537

QUALITY

	Quantity	Base Number	Contract	AT	Region	England
% of FP17s for the same patient ID Re-attending within 3 months - Children	105	1,675	6.3%	9.5%	11.5%	11.8%
% of FP17s for the same patient ID Re-attending within 3 months - Adults	351	3,245	10.8%	14.2%	15.2%	15.7%
% of FP17s for the same patient ID Re-attending between 3 & 9 months - Children	1,033	1,675	61.7%	61.5%	60.2%	58.9%
% of FP17s for the same patient ID Re-attending between 3 & 9 months - Adults	1,660	3,245	51.2%	52.5%	51.8%	50.8%
% of FP17s for Band 1 Urgent Courses	181	4,011	4.5%	7.9%	8.1%	9.1%
% of FP17s Relating to Free Repair or Replacements	15	4,011	0.4%	0.8%	0.8%	0.8%
% of FP17s Relating to Continuations	49	4,011	1.2%	0.9%	0.9%	0.9%
% of Patients satisfied with the dentistry they have received	4	4	N/A	91.8%	92.7%	92.5%
% of Patients satisfied with the time they had to wait for an appointment	3	4	N/A	86.1%	87.4%	87.0%

* This is based on patients treated on this contract for their most recent course of treatment. Figures in italics indicate the base number of FP17s or Patient Questionnaire responses are less than 100. N/A is shown where the base number of responses is less than 10 during the period. % is calculated as Quantity/Base number*100

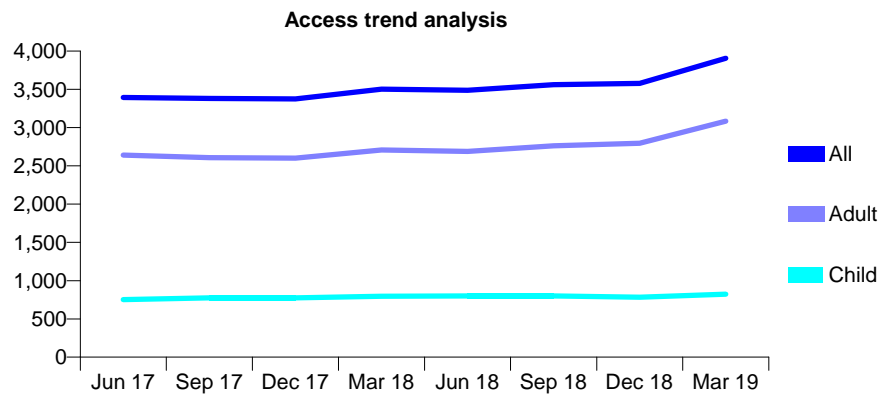
Q59 - Vital Signs At a Glance Contract Report for 117552/0001 - Year end March 2019

Name or company name	Mr Moroney & Ms N Whitley
Contract type name	GDS Contract
Purpose of contract	General
Contract start date	01/10/2011
Contract end date	

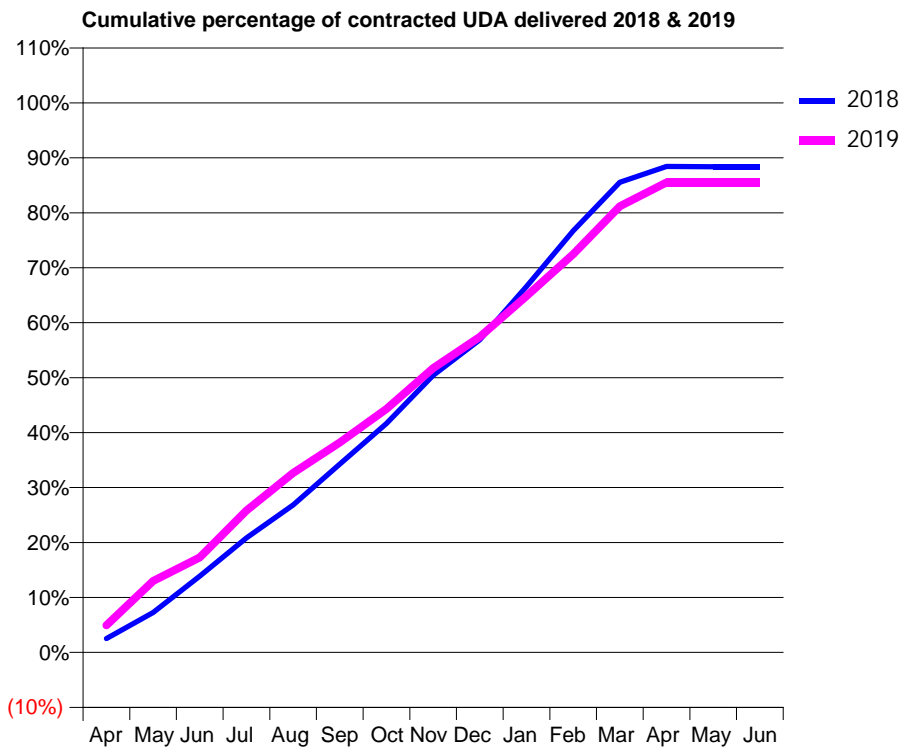
18/19 Contracted general activity (UDA)	15,002
Carry forward general activity (UDA)	0
18/19 Contracted orthodontic activity (UOA)	0
Carry forward orthodontic activity (UOA)	0
Baseline contract value	£432,305.98

ACCESS*

Patients seen in 24 months	Total	Change since previous quarter
Quarter ending March 2018	3,503	
Quarter ending June 2018	3,489	→
Quarter ending September 2018	3,561	↑
Quarter ending December 2018	3,578	→
Quarter ending March 2019	3,907	↑
Variance since March 2018	11.5%	↑



ACTIVITY



Month	Adjusted Scheduled Activity (UDA)	
	2018	2019
April	383	742
May	1,107	1,952
June	2,118	2,592
July	3,178	3,873
August	4,093	4,897
September	5,222	5,734
October	6,353	6,647
November	7,691	7,758
December	8,675	8,610
January	10,151	9,728
February	11,700	10,872
March	13,047	12,179
April	13,486	12,832
May	13,474	12,827
June	13,474	12,827

QUALITY

	Quantity	Base Number	Contract	AT	Region	England
% of FP17s for the same patient ID Re-attending within 3 months - Children	56	1,087	5.2%	9.5%	11.5%	11.8%
% of FP17s for the same patient ID Re-attending within 3 months - Adults	437	3,804	11.5%	14.2%	15.2%	15.7%
% of FP17s for the same patient ID Re-attending between 3 & 9 months - Children	656	1,087	60.3%	61.5%	60.2%	58.9%
% of FP17s for the same patient ID Re-attending between 3 & 9 months - Adults	1,994	3,804	52.4%	52.5%	51.8%	50.8%
% of FP17s for Band 1 Urgent Courses	184	4,961	3.7%	7.9%	8.1%	9.1%
% of FP17s Relating to Free Repair or Replacements	51	4,961	1.0%	0.8%	0.8%	0.8%
% of FP17s Relating to Continuations	162	4,961	3.3%	0.9%	0.9%	0.9%
% of Patients satisfied with the dentistry they have received	1	2	N/A	91.8%	92.7%	92.5%
% of Patients satisfied with the time they had to wait for an appointment	1	2	N/A	86.1%	87.4%	87.0%

* This is based on patients treated on this contract for their most recent course of treatment. Figures in italics indicate the base number of FP17s or Patient Questionnaire responses are less than 100. N/A is shown where the base number of responses is less than 10 during the period. % is calculated as Quantity/Base number*100

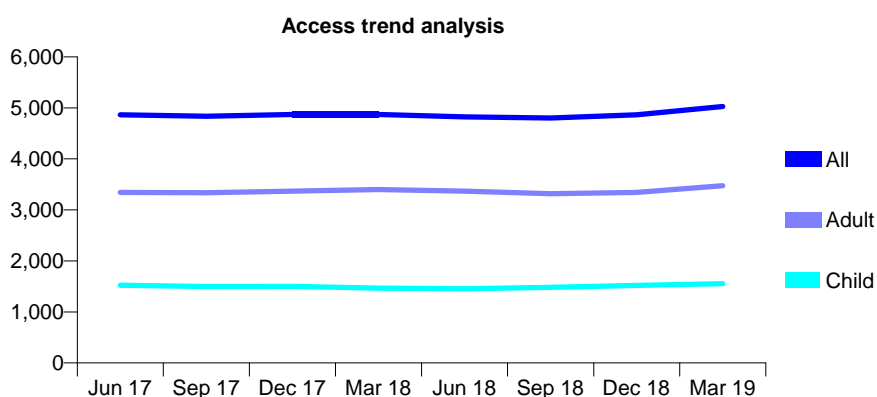
Q59 - Vital Signs At a Glance Contract Report for 118281/0001 - Year end March 2019

Name or company name	Dr V Hindocha
Contract type name	GDS Contract
Purpose of contract	General
Contract start date	01/01/2014
Contract end date	

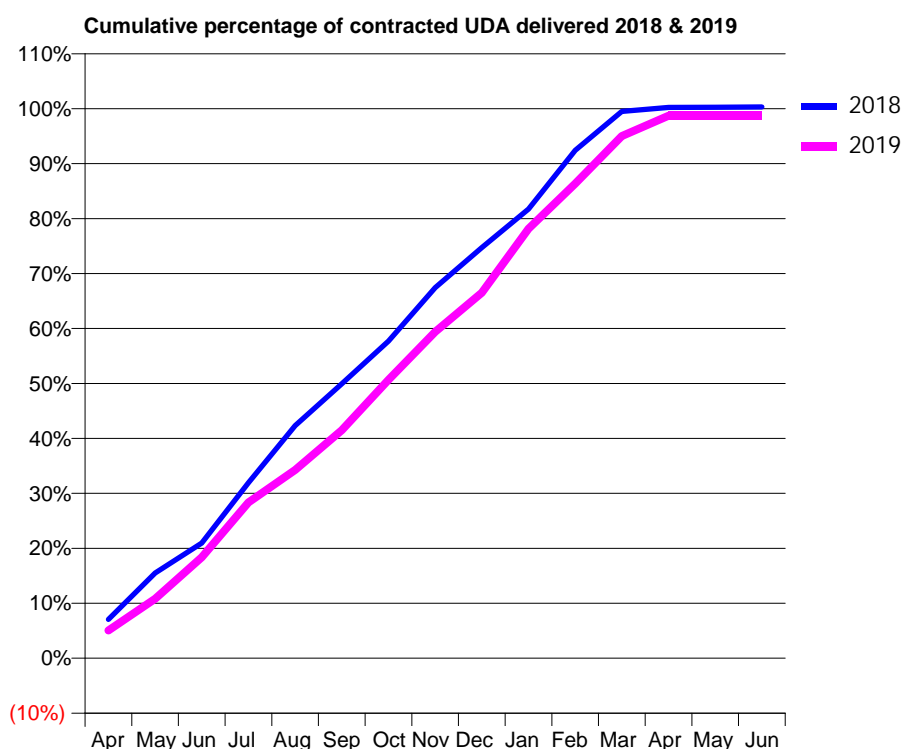
18/19 Contracted general activity (UDA)	16,178
Carry forward general activity (UDA)	-51
18/19 Contracted orthodontic activity (UOA)	0
Carry forward orthodontic activity (UOA)	0
Baseline contract value	£419,935.96

ACCESS*

Patients seen in 24 months	Total	Change since previous quarter
Quarter ending March 2018	4,869	
Quarter ending June 2018	4,822	→
Quarter ending September 2018	4,801	→
Quarter ending December 2018	4,864	→
Quarter ending March 2019	5,027	↑
Variance since March 2018	3.2%	↑



ACTIVITY



Adjusted Scheduled Activity (UDA)		
Month	2018	2019
April	1,145	818
May	2,510	1,749
June	3,391	2,969
July	5,163	4,586
August	6,848	5,540
September	8,078	6,713
October	9,338	8,197
November	10,910	9,609
December	12,086	10,760
January	13,224	12,645
February	14,951	13,971
March	16,094	15,372
April	16,210	15,968
May	16,219	15,968
June	16,229	15,968

QUALITY

	Quantity	Base Number	Contract	AT	Region	England
% of FP17s for the same patient ID Re-attending within 3 months - Children	200	2,807	7.1%	9.5%	11.5%	11.8%
% of FP17s for the same patient ID Re-attending within 3 months - Adults	624	5,307	11.8%	14.2%	15.2%	15.7%
% of FP17s for the same patient ID Re-attending between 3 & 9 months - Children	1,922	2,807	68.5%	61.5%	60.2%	58.9%
% of FP17s for the same patient ID Re-attending between 3 & 9 months - Adults	3,255	5,307	61.3%	52.5%	51.8%	50.8%
% of FP17s for Band 1 Urgent Courses	566	8,325	6.8%	7.9%	8.1%	9.1%
% of FP17s Relating to Free Repair or Replacements	55	8,325	0.7%	0.8%	0.8%	0.8%
% of FP17s Relating to Continuations	21	8,325	0.3%	0.9%	0.9%	0.9%
% of Patients satisfied with the dentistry they have received	2	2	N/A	91.8%	92.7%	92.5%
% of Patients satisfied with the time they had to wait for an appointment	2	2	N/A	86.1%	87.4%	87.0%

* This is based on patients treated on this contract for their most recent course of treatment. Figures in italics indicate the base number of FP17s or Patient Questionnaire responses are less than 100. N/A is shown where the base number of responses is less than 10 during the period. % is calculated as Quantity/Base number*100

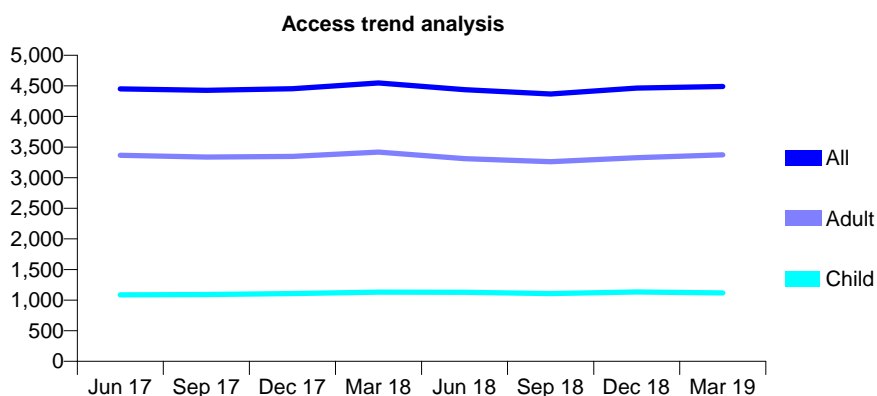
Q59 - Vital Signs At a Glance Contract Report for 118389/0001 - Year end March 2019

Name or company name	Ishak Practices Limited
Contract type name	GDS Contract
Purpose of contract	General
Contract start date	01/10/2007
Contract end date	

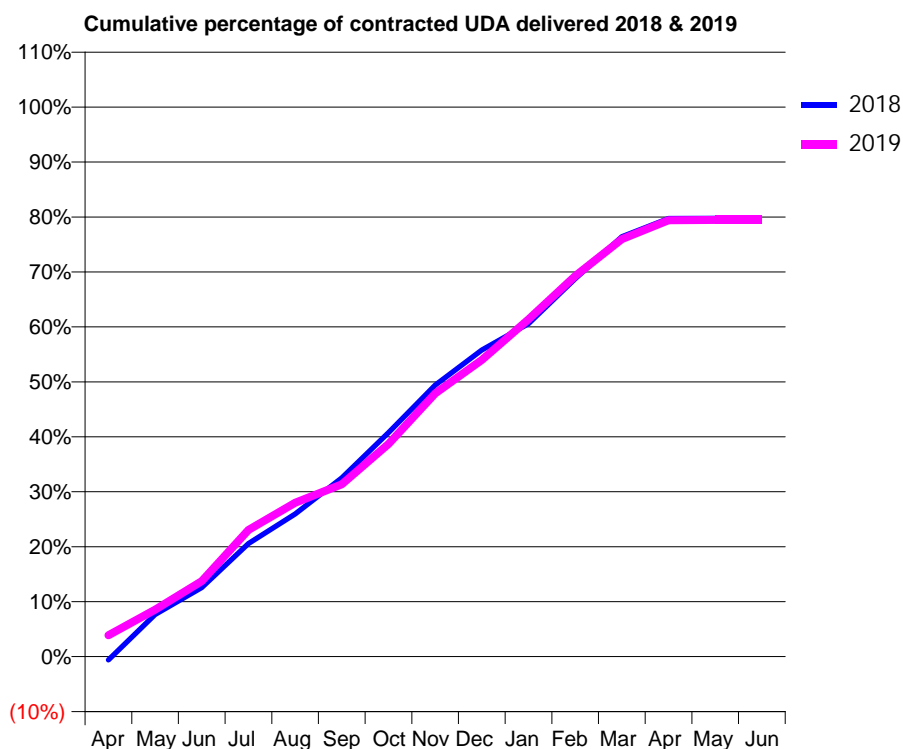
18/19 Contracted general activity (UDA)	15,000
Carry forward general activity (UDA)	0
18/19 Contracted orthodontic activity (UOA)	0
Carry forward orthodontic activity (UOA)	0
Baseline contract value	£433,206.41

ACCESS*

Patients seen in 24 months	Total	Change since previous quarter
Quarter ending March 2018	4,549	
Quarter ending June 2018	4,438	↓
Quarter ending September 2018	4,368	↓
Quarter ending December 2018	4,463	↑
Quarter ending March 2019	4,490	→
Variance since March 2018	(1.3%)	↓



ACTIVITY



Month	Adjusted Scheduled Activity (UDA)	
	2018	2019
April	-93	583
May	1,151	1,285
June	1,884	2,058
July	3,088	3,460
August	3,893	4,200
September	4,880	4,701
October	6,114	5,803
November	7,411	7,182
December	8,366	8,099
January	9,087	9,209
February	10,315	10,392
March	11,462	11,394
April	11,961	11,913
May	11,963	11,921
June	11,962	11,921

QUALITY

	Quantity	Base Number	Contract	AT	Region	England
% of FP17s for the same patient ID Re-attending within 3 months - Children	129	1,598	8.1%	9.5%	11.5%	11.8%
% of FP17s for the same patient ID Re-attending within 3 months - Adults	671	4,505	14.9%	14.2%	15.2%	15.7%
% of FP17s for the same patient ID Re-attending between 3 & 9 months - Children	928	1,598	58.1%	61.5%	60.2%	58.9%
% of FP17s for the same patient ID Re-attending between 3 & 9 months - Adults	2,258	4,505	50.1%	52.5%	51.8%	50.8%
% of FP17s for Band 1 Urgent Courses	628	6,129	10.2%	7.9%	8.1%	9.1%
% of FP17s Relating to Free Repair or Replacements	25	6,129	0.4%	0.8%	0.8%	0.8%
% of FP17s Relating to Continuations	34	6,129	0.6%	0.9%	0.9%	0.9%
% of Patients satisfied with the dentistry they have received	3	4	N/A	91.8%	92.7%	92.5%
% of Patients satisfied with the time they had to wait for an appointment	4	4	N/A	86.1%	87.4%	87.0%

* This is based on patients treated on this contract for their most recent course of treatment. Figures in italics indicate the base number of FP17s or Patient Questionnaire responses are less than 100. N/A is shown where the base number of responses is less than 10 during the period. % is calculated as Quantity/Base number*100

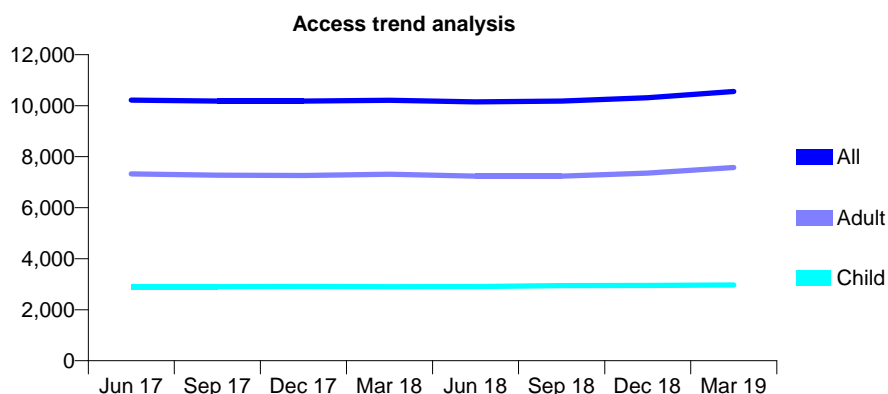
Q59 - Vital Signs At a Glance Contract Report for 118680/0003 - Year end March 2019

Name or company name	Mr P Sitlu & Mr I Bhyat
Contract type name	GDS Contract
Purpose of contract	General and Orthodontic
Contract start date	09/12/2008
Contract end date	

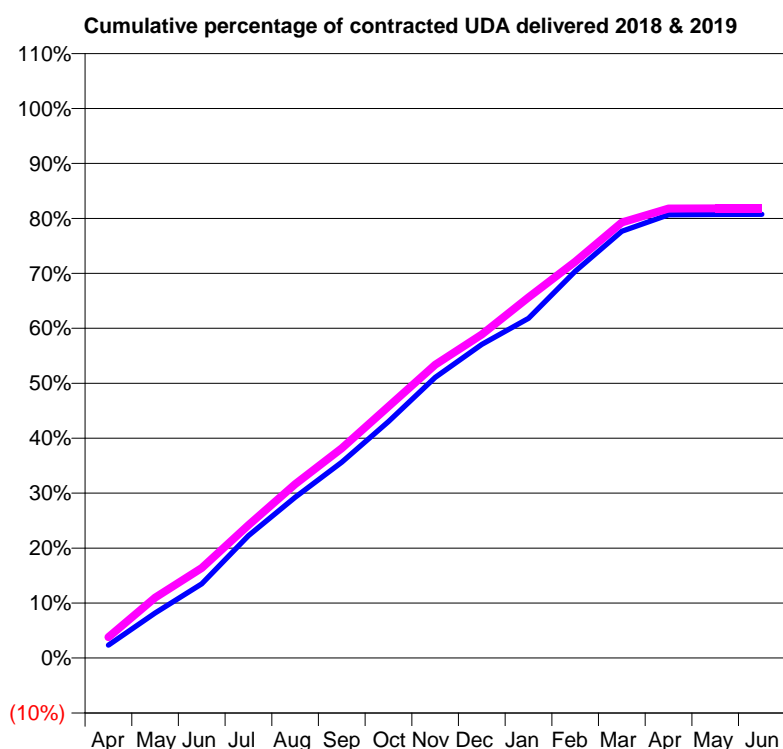
18/19 Contracted general activity (UDA)	30,774
Carry forward general activity (UDA)	0
18/19 Contracted orthodontic activity (UOA)	913
Carry forward orthodontic activity (UOA)	30
Baseline contract value	£697,639.80

ACCESS*

Patients seen in 24 months	Total	Change since previous quarter
Quarter ending March 2018	10,209	
Quarter ending June 2018	10,149	→
Quarter ending September 2018	10,184	→
Quarter ending December 2018	10,312	→
Quarter ending March 2019	10,556	↑
Variance since March 2018	3.4%	↑



ACTIVITY



Month	Adjusted Scheduled Activity (UDA)	
	2018	2019
April	719	1,172
May	2,507	3,384
June	4,135	5,042
July	6,819	7,438
August	8,961	9,741
September	10,914	11,741
October	13,178	14,078
November	15,638	16,424
December	17,477	18,122
January	18,930	20,195
February	21,557	22,200
March	23,781	24,395
April	24,699	25,168
May	24,722	25,179
June	24,730	25,177

QUALITY

	Quantity	Base Number	Contract	AT	Region	England
% of FP17s for the same patient ID Re-attending within 3 months - Children	362	4,898	7.4%	9.5%	11.5%	11.8%
% of FP17s for the same patient ID Re-attending within 3 months - Adults	1,226	10,639	11.5%	14.2%	15.2%	15.7%
% of FP17s for the same patient ID Re-attending between 3 & 9 months - Children	3,341	4,898	68.2%	61.5%	60.2%	58.9%
% of FP17s for the same patient ID Re-attending between 3 & 9 months - Adults	6,077	10,639	57.1%	52.5%	51.8%	50.8%
% of FP17s for Band 1 Urgent Courses	1,055	15,321	6.9%	7.9%	8.1%	9.1%
% of FP17s Relating to Free Repair or Replacements	100	15,321	0.7%	0.8%	0.8%	0.8%
% of FP17s Relating to Continuations	78	15,321	0.5%	0.9%	0.9%	0.9%
% of Patients satisfied with the dentistry they have received	4	4	N/A	91.8%	92.7%	92.5%
% of Patients satisfied with the time they had to wait for an appointment	4	4	N/A	86.1%	87.4%	87.0%

* This is based on patients treated on this contract for their most recent course of treatment. Figures in italics indicate the base number of FP17s or Patient Questionnaire responses are less than 100. N/A is shown where the base number of responses is less than 10 during the period. % is calculated as Quantity/Base number*100

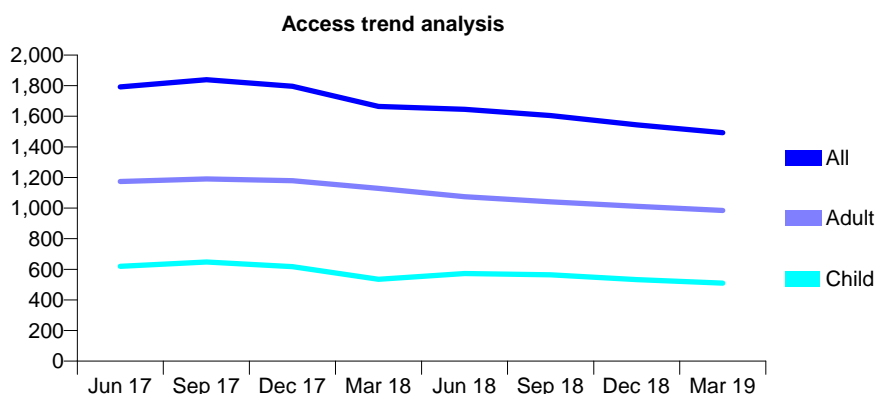
Q59 - Vital Signs At a Glance Contract Report for 121789/0001 - Year end March 2019

Name or company name	Mr M Hamburger and Mrs R Sadler
Contract type name	GDS Contract
Purpose of contract	General and Orthodontic
Contract start date	01/04/2012
Contract end date	

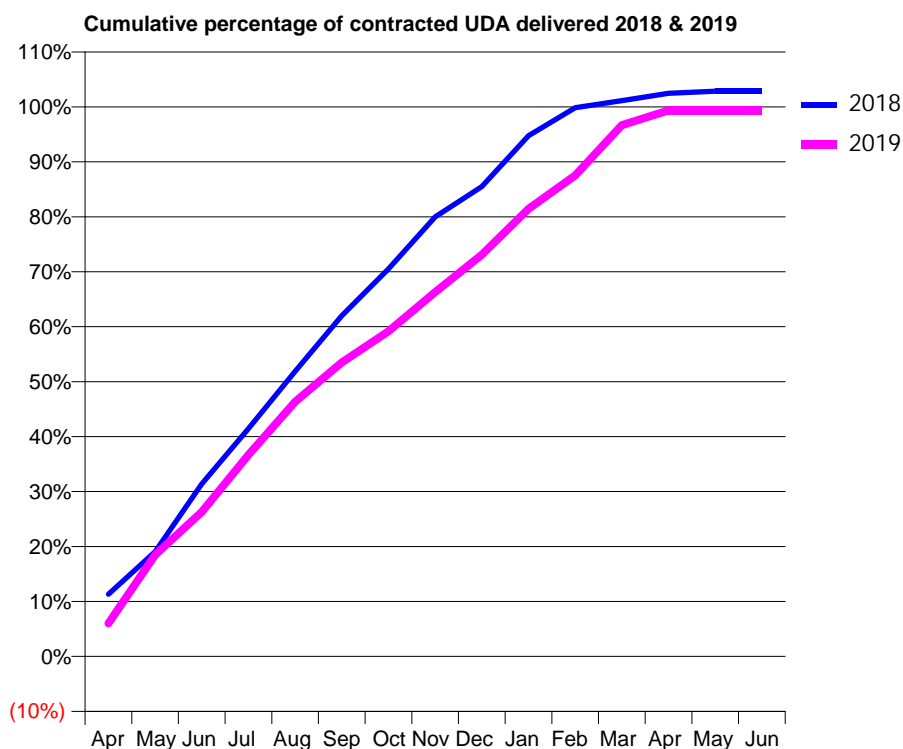
18/19 Contracted general activity (UDA)	4,345
Carry forward general activity (UDA)	-87
18/19 Contracted orthodontic activity (UOA)	1,361
Carry forward orthodontic activity (UOA)	0
Baseline contract value	£213,979.44

ACCESS*

Patients seen in 24 months	Total	Change since previous quarter
Quarter ending March 2018	1,664	
Quarter ending June 2018	1,646	↓
Quarter ending September 2018	1,605	↓
Quarter ending December 2018	1,544	↓
Quarter ending March 2019	1,493	↓
Variance since March 2018	(10.3%)	↓



ACTIVITY



Month	Adjusted Scheduled Activity (UDA)	
	2018	2019
April	492	262
May	828	803
June	1,363	1,142
July	1,801	1,593
August	2,255	2,014
September	2,693	2,324
October	3,064	2,570
November	3,475	2,880
December	3,714	3,176
January	4,117	3,539
February	4,339	3,802
March	4,394	4,200
April	4,453	4,317
May	4,469	4,318
June	4,469	4,318

QUALITY

	Quantity	Base Number	Contract	AT	Region	England
% of FP17s for the same patient ID Re-attending within 3 months - Children	62	853	7.3%	9.5%	11.5%	11.8%
% of FP17s for the same patient ID Re-attending within 3 months - Adults	197	1,326	14.9%	14.2%	15.2%	15.7%
% of FP17s for the same patient ID Re-attending between 3 & 9 months - Children	367	853	43.0%	61.5%	60.2%	58.9%
% of FP17s for the same patient ID Re-attending between 3 & 9 months - Adults	691	1,326	52.1%	52.5%	51.8%	50.8%
% of FP17s for Band 1 Urgent Courses	223	2,096	10.6%	7.9%	8.1%	9.1%
% of FP17s Relating to Free Repair or Replacements	21	2,096	1.0%	0.8%	0.8%	0.8%
% of FP17s Relating to Continuations	40	2,096	1.9%	0.9%	0.9%	0.9%
% of Patients satisfied with the dentistry they have received	1	1	N/A	91.8%	92.7%	92.5%
% of Patients satisfied with the time they had to wait for an appointment	1	1	N/A	86.1%	87.4%	87.0%

* This is based on patients treated on this contract for their most recent course of treatment. Figures in italics indicate the base number of FP17s or Patient Questionnaire responses are less than 100. N/A is shown where the base number of responses is less than 10 during the period. % is calculated as Quantity/Base number*100

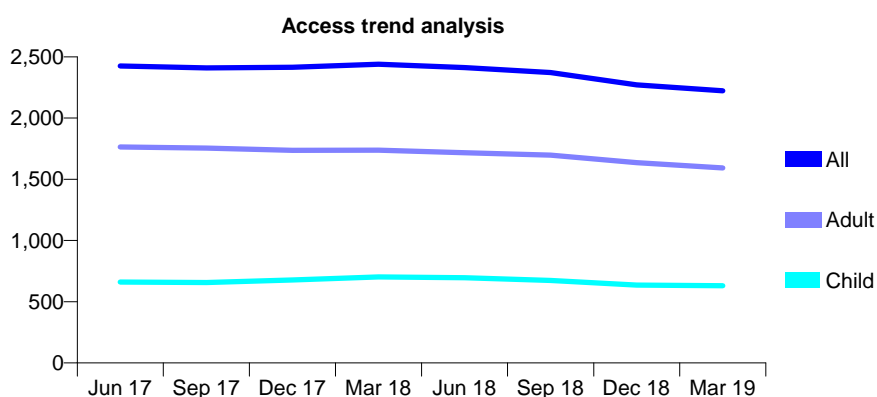
Q59 - Vital Signs At a Glance Contract Report for 123218/0001 - Year end March 2019

Name or company name	Dayadent Limited
Contract type name	GDS Contract
Purpose of contract	General and Orthodontic
Contract start date	01/04/2008
Contract end date	

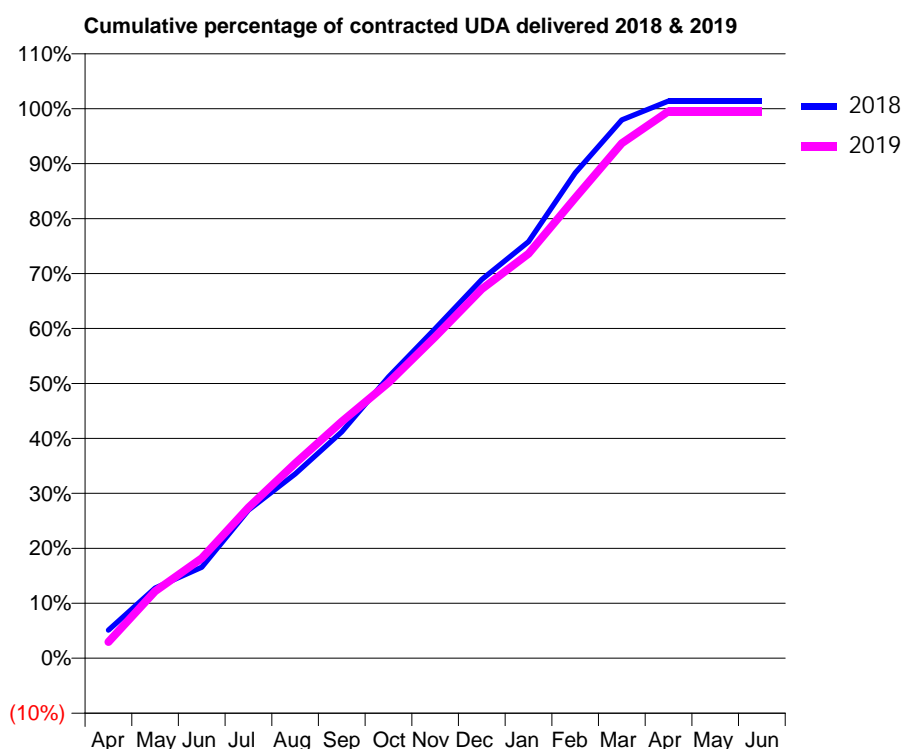
18/19 Contracted general activity (UDA)	4,952
Carry forward general activity (UDA)	-69
18/19 Contracted orthodontic activity (UOA)	1,657
Carry forward orthodontic activity (UOA)	26
Baseline contract value	£297,789.28

ACCESS*

Patients seen in 24 months	Total	Change since previous quarter
Quarter ending March 2018	2,440	
Quarter ending June 2018	2,412	↓
Quarter ending September 2018	2,372	↓
Quarter ending December 2018	2,272	↓
Quarter ending March 2019	2,223	↓
Variance since March 2018	(8.9%)	↓



ACTIVITY



Month	Adjusted Scheduled Activity (UDA)	
	2018	2019
April	253	146
May	632	604
June	820	901
July	1,334	1,358
August	1,660	1,756
September	2,039	2,132
October	2,535	2,483
November	2,970	2,896
December	3,414	3,326
January	3,753	3,645
February	4,373	4,148
March	4,850	4,640
April	5,021	4,928
May	5,021	4,928
June	5,021	4,928

QUALITY

	Quantity	Base Number	Contract	AT	Region	England
% of FP17s for the same patient ID Re-attending within 3 months - Children	52	1,109	4.7%	9.5%	11.5%	11.8%
% of FP17s for the same patient ID Re-attending within 3 months - Adults	116	1,939	6.0%	14.2%	15.2%	15.7%
% of FP17s for the same patient ID Re-attending between 3 & 9 months - Children	700	1,109	63.1%	61.5%	60.2%	58.9%
% of FP17s for the same patient ID Re-attending between 3 & 9 months - Adults	881	1,939	45.4%	52.5%	51.8%	50.8%
% of FP17s for Band 1 Urgent Courses	66	1,810	3.6%	7.9%	8.1%	9.1%
% of FP17s Relating to Free Repair or Replacements	13	1,810	0.7%	0.8%	0.8%	0.8%
% of FP17s Relating to Continuations	8	1,810	0.4%	0.9%	0.9%	0.9%
% of Patients satisfied with the dentistry they have received	2	2	N/A	91.8%	92.7%	92.5%
% of Patients satisfied with the time they had to wait for an appointment	1	2	N/A	86.1%	87.4%	87.0%

* This is based on patients treated on this contract for their most recent course of treatment. Figures in italics indicate the base number of FP17s or Patient Questionnaire responses are less than 100. N/A is shown where the base number of responses is less than 10 during the period. % is calculated as Quantity/Base number*100

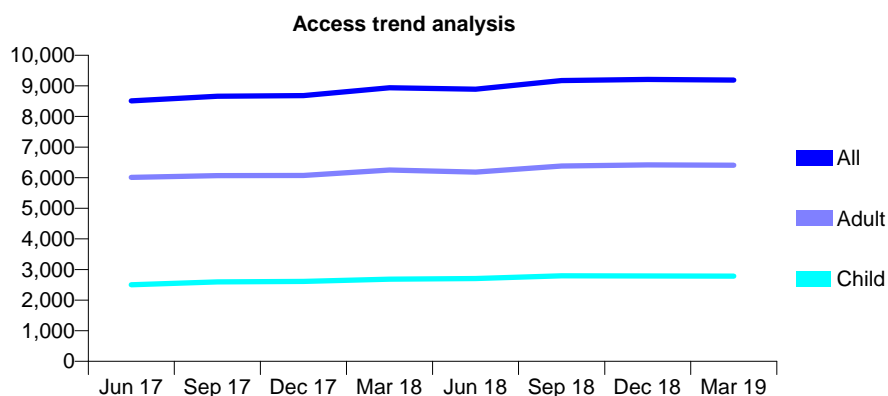
Q59 - Vital Signs At a Glance Contract Report for 124346/0001 - Year end March 2019

Name or company name	Saffron Lane Dental Ltd
Contract type name	GDS Contract
Purpose of contract	General
Contract start date	01/06/2013
Contract end date	

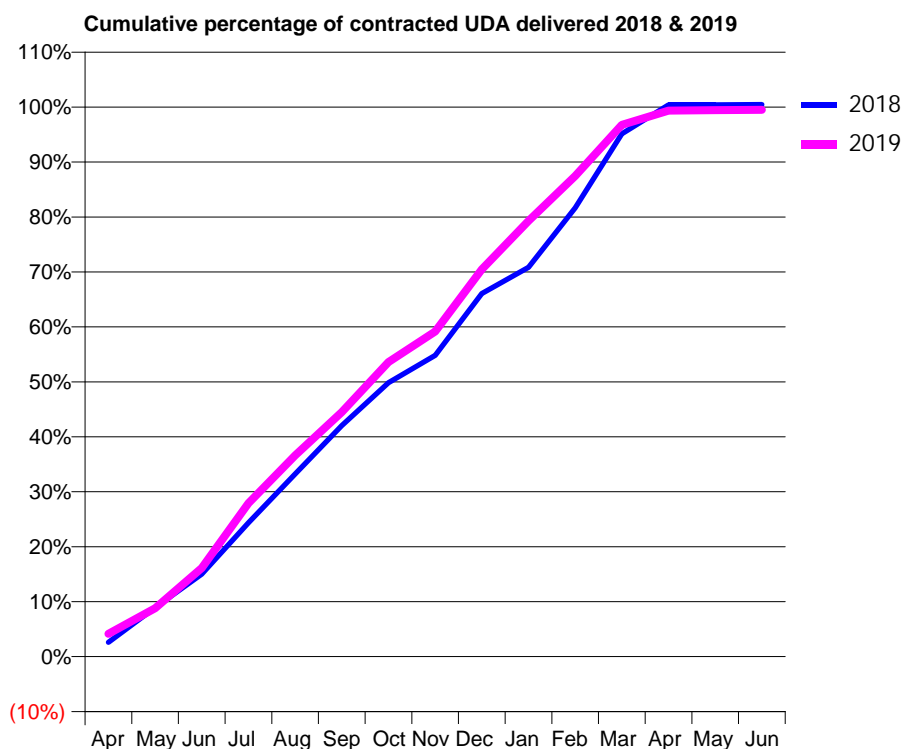
18/19 Contracted general activity (UDA)	26,153
Carry forward general activity (UDA)	-117
18/19 Contracted orthodontic activity (UOA)	0
Carry forward orthodontic activity (UOA)	0
Baseline contract value	£574,512.64

ACCESS*

Patients seen in 24 months	Total	Change since previous quarter
Quarter ending March 2018	8,938	
Quarter ending June 2018	8,890	→
Quarter ending September 2018	9,174	↑
Quarter ending December 2018	9,207	→
Quarter ending March 2019	9,190	→
Variance since March 2018	2.8%	↑



ACTIVITY



Month	Adjusted Scheduled Activity (UDA)	
	2018	2019
April	684	1,087
May	2,336	2,308
June	3,928	4,218
July	6,371	7,301
August	8,701	9,581
September	10,995	11,635
October	13,033	14,016
November	14,338	15,474
December	17,276	18,430
January	18,532	20,736
February	21,360	22,875
March	24,879	25,309
April	26,261	25,987
May	26,259	26,006
June	26,270	26,017

QUALITY

	Quantity	Base Number	Contract	AT	Region	England
% of FP17s for the same patient ID Re-attending within 3 months - Children	393	4,216	9.3%	9.5%	11.5%	11.8%
% of FP17s for the same patient ID Re-attending within 3 months - Adults	1,553	8,893	17.5%	14.2%	15.2%	15.7%
% of FP17s for the same patient ID Re-attending between 3 & 9 months - Children	2,482	4,216	58.9%	61.5%	60.2%	58.9%
% of FP17s for the same patient ID Re-attending between 3 & 9 months - Adults	4,555	8,893	51.2%	52.5%	51.8%	50.8%
% of FP17s for Band 1 Urgent Courses	1,530	12,087	12.7%	7.9%	8.1%	9.1%
% of FP17s Relating to Free Repair or Replacements	152	12,087	1.3%	0.8%	0.8%	0.8%
% of FP17s Relating to Continuations	130	12,087	1.1%	0.9%	0.9%	0.9%
% of Patients satisfied with the dentistry they have received	5	5	N/A	91.8%	92.7%	92.5%
% of Patients satisfied with the time they had to wait for an appointment	4	5	N/A	86.1%	87.4%	87.0%

* This is based on patients treated on this contract for their most recent course of treatment. Figures in italics indicate the base number of FP17s or Patient Questionnaire responses are less than 100. N/A is shown where the base number of responses is less than 10 during the period. % is calculated as Quantity/Base number*100

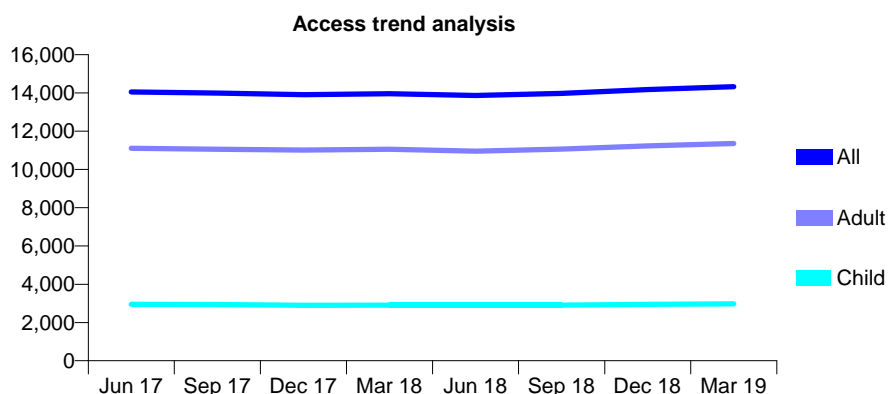
Q59 - Vital Signs At a Glance Contract Report for 126071/0001 - Year end March 2019

Name or company name	Wilson, Edwards & Sanghi
Contract type name	GDS Contract
Purpose of contract	General and Orthodontic
Contract start date	01/04/2006
Contract end date	

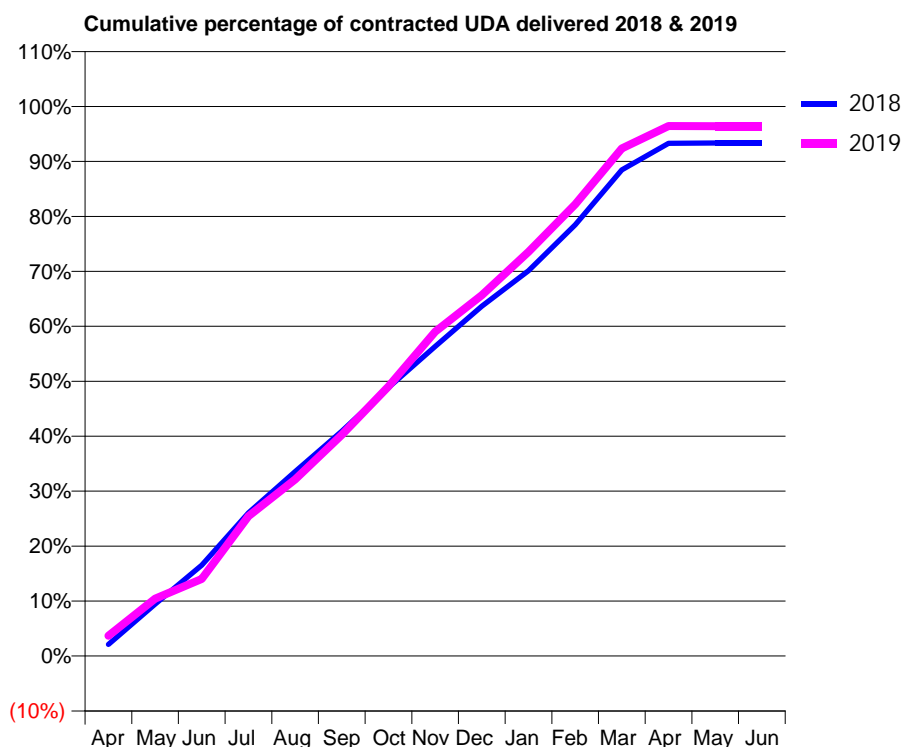
18/19 Contracted general activity (UDA)	37,524
Carry forward general activity (UDA)	0
18/19 Contracted orthodontic activity (UOA)	1,318
Carry forward orthodontic activity (UOA)	0
Baseline contract value	£992,481.68

ACCESS*

Patients seen in 24 months	Total	Change since previous quarter
Quarter ending March 2018	13,962	
Quarter ending June 2018	13,862	→
Quarter ending September 2018	13,977	→
Quarter ending December 2018	14,179	→
Quarter ending March 2019	14,326	→
Variance since March 2018	2.6%	↑



ACTIVITY



Month	Adjusted Scheduled Activity (UDA)	
	2018	2019
April	799	1,383
May	3,550	3,921
June	6,201	5,262
July	9,777	9,551
August	12,597	12,062
September	15,351	15,106
October	18,333	18,411
November	21,138	22,150
December	23,879	24,635
January	26,310	27,595
February	29,447	30,850
March	33,200	34,652
April	35,010	36,180
May	35,026	36,169
June	35,027	36,169

QUALITY

	Quantity	Base Number	Contract	AT	Region	England
% of FP17s for the same patient ID Re-attending within 3 months - Children	331	4,623	7.2%	9.5%	11.5%	11.8%
% of FP17s for the same patient ID Re-attending within 3 months - Adults	1,804	15,879	11.4%	14.2%	15.2%	15.7%
% of FP17s for the same patient ID Re-attending between 3 & 9 months - Children	2,749	4,623	59.5%	61.5%	60.2%	58.9%
% of FP17s for the same patient ID Re-attending between 3 & 9 months - Adults	8,155	15,879	51.4%	52.5%	51.8%	50.8%
% of FP17s for Band 1 Urgent Courses	1,298	20,104	6.5%	7.9%	8.1%	9.1%
% of FP17s Relating to Free Repair or Replacements	184	20,104	0.9%	0.8%	0.8%	0.8%
% of FP17s Relating to Continuations	126	20,104	0.6%	0.9%	0.9%	0.9%
% of Patients satisfied with the dentistry they have received	4	5	N/A	91.8%	92.7%	92.5%
% of Patients satisfied with the time they had to wait for an appointment	4	5	N/A	86.1%	87.4%	87.0%

* This is based on patients treated on this contract for their most recent course of treatment.

Figures in italics indicate the base number of FP17s or Patient Questionnaire responses are less than 100. N/A is shown where the base number of responses is less than 10 during the period. % is calculated as Quantity/Base number*100

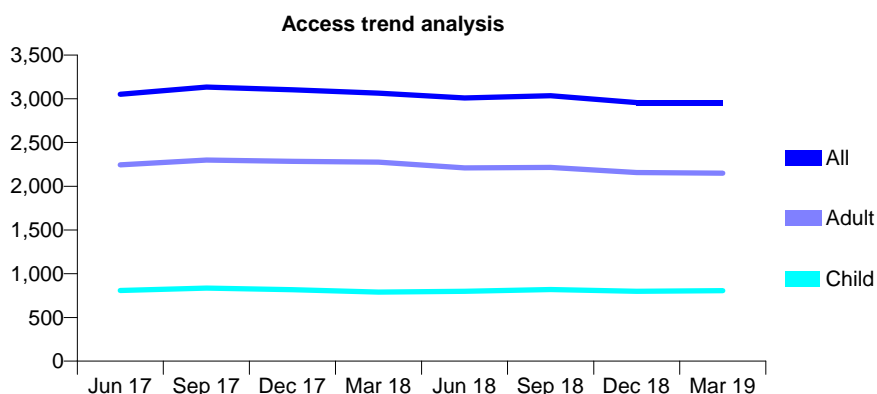
Q59 - Vital Signs At a Glance Contract Report for 126810/0001 - Year end March 2019

Name or company name	Mr B Moroney & Ms N Whitley
Contract type name	GDS Contract
Purpose of contract	General
Contract start date	01/07/2010
Contract end date	

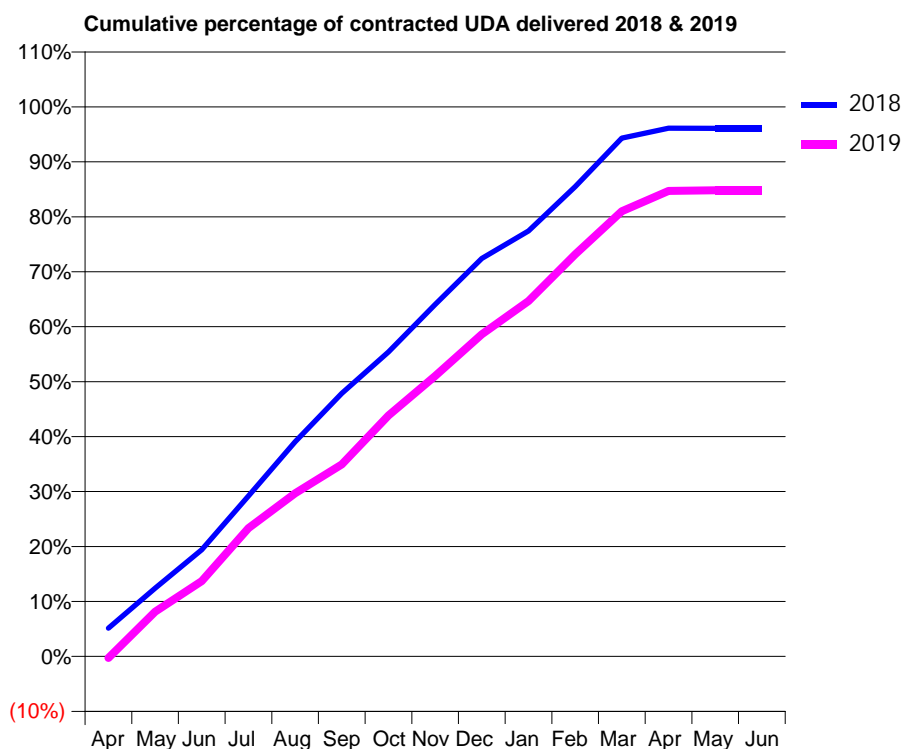
18/19 Contracted general activity (UDA)	8,976
Carry forward general activity (UDA)	351
18/19 Contracted orthodontic activity (UOA)	0
Carry forward orthodontic activity (UOA)	0
Baseline contract value	£287,173.07

ACCESS*

Patients seen in 24 months	Total	Change since previous quarter
Quarter ending March 2018	3,065	
Quarter ending June 2018	3,010	↓
Quarter ending September 2018	3,035	→
Quarter ending December 2018	2,956	↓
Quarter ending March 2019	2,956	→
Variance since March 2018	(3.6%)	↓



ACTIVITY



Month	Adjusted Scheduled Activity (UDA)	
	2018	2019
April	462	-26
May	1,116	731
June	1,741	1,229
July	2,621	2,095
August	3,506	2,664
September	4,296	3,135
October	4,974	3,936
November	5,749	4,582
December	6,499	5,262
January	6,950	5,804
February	7,673	6,569
March	8,467	7,270
April	8,626	7,603
May	8,625	7,615
June	8,625	7,615

QUALITY

	Quantity	Base Number	Contract	AT	Region	England
% of FP17s for the same patient ID Re-attending within 3 months - Children	61	1,178	5.2%	9.5%	11.5%	11.8%
% of FP17s for the same patient ID Re-attending within 3 months - Adults	309	2,604	11.9%	14.2%	15.2%	15.7%
% of FP17s for the same patient ID Re-attending between 3 & 9 months - Children	688	1,178	58.4%	61.5%	60.2%	58.9%
% of FP17s for the same patient ID Re-attending between 3 & 9 months - Adults	1,173	2,604	45.0%	52.5%	51.8%	50.8%
% of FP17s for Band 1 Urgent Courses	308	3,840	8.0%	7.9%	8.1%	9.1%
% of FP17s Relating to Free Repair or Replacements	13	3,840	0.3%	0.8%	0.8%	0.8%
% of FP17s Relating to Continuations	45	3,840	1.2%	0.9%	0.9%	0.9%
% of Patients satisfied with the dentistry they have received	4	4	N/A	91.8%	92.7%	92.5%
% of Patients satisfied with the time they had to wait for an appointment	3	4	N/A	86.1%	87.4%	87.0%

* This is based on patients treated on this contract for their most recent course of treatment. Figures in italics indicate the base number of FP17s or Patient Questionnaire responses are less than 100. N/A is shown where the base number of responses is less than 10 during the period. % is calculated as Quantity/Base number*100

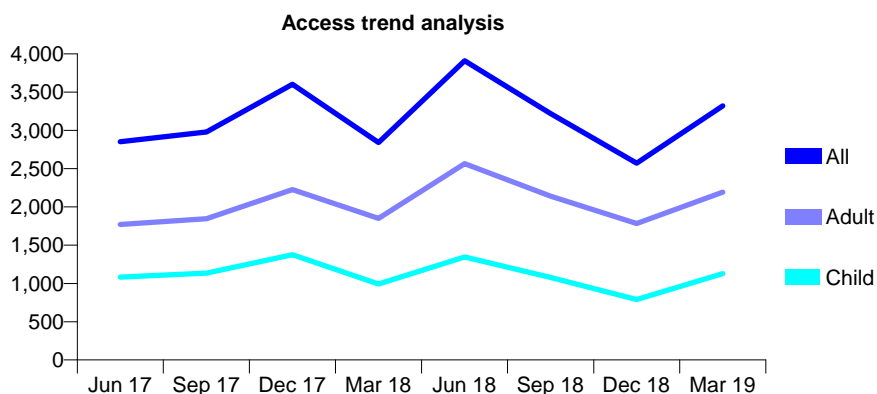
Q59 - Vital Signs At a Glance Contract Report for 127078/0001 - Year end March 2019

Name or company name	The Whitehouse Surgery Ltd
Contract type name	GDS Contract
Purpose of contract	General
Contract start date	02/02/2009
Contract end date	

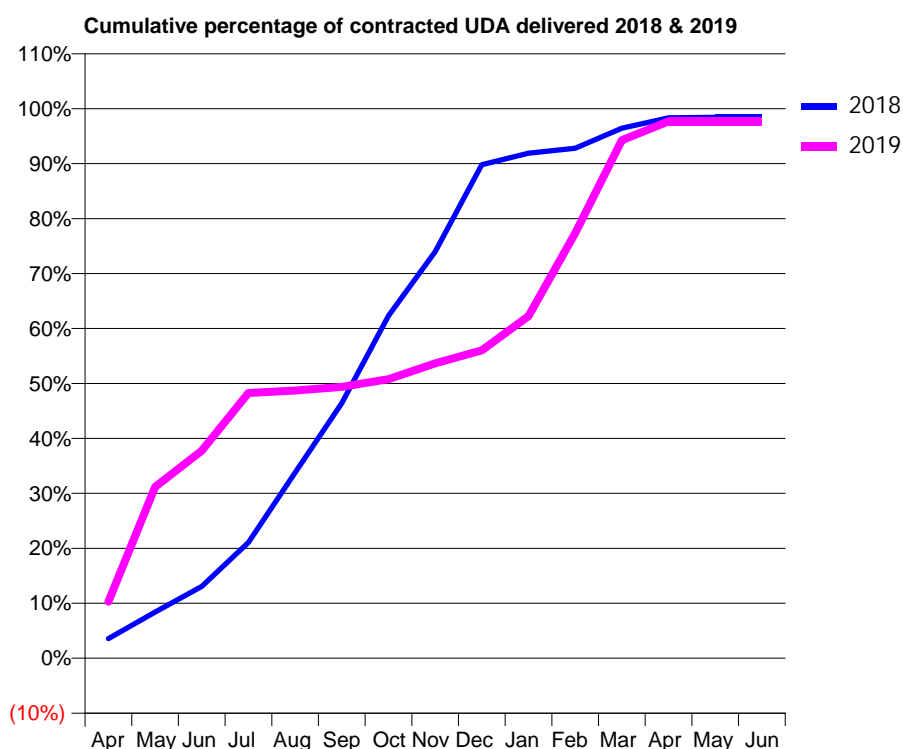
18/19 Contracted general activity (UDA)	7,884
Carry forward general activity (UDA)	124
18/19 Contracted orthodontic activity (UOA)	0
Carry forward orthodontic activity (UOA)	0
Baseline contract value	£199,017.21

ACCESS*

Patients seen in 24 months	Total	Change since previous quarter
Quarter ending March 2018	2,842	
Quarter ending June 2018	3,910	↑
Quarter ending September 2018	3,220	↓
Quarter ending December 2018	2,572	↓
Quarter ending March 2019	3,322	↑
Variance since March 2018	16.9%	↑



ACTIVITY



Month	Adjusted Scheduled Activity (UDA)	
	2018	2019
April	282	813
May	663	2,458
June	1,030	2,977
July	1,661	3,806
August	2,664	3,842
September	3,660	3,893
October	4,913	4,004
November	5,832	4,231
December	7,080	4,416
January	7,245	4,909
February	7,317	6,100
March	7,601	7,432
April	7,754	7,701
May	7,759	7,701
June	7,760	7,702

QUALITY

	Quantity	Base Number	Contract	AT	Region	England
% of FP17s for the same patient ID Re-attending within 3 months - Children	22	1,455	1.5%	9.5%	11.5%	11.8%
% of FP17s for the same patient ID Re-attending within 3 months - Adults	117	2,657	4.4%	14.2%	15.2%	15.7%
% of FP17s for the same patient ID Re-attending between 3 & 9 months - Children	291	1,455	20.0%	61.5%	60.2%	58.9%
% of FP17s for the same patient ID Re-attending between 3 & 9 months - Adults	491	2,657	18.5%	52.5%	51.8%	50.8%
% of FP17s for Band 1 Urgent Courses	187	3,641	5.1%	7.9%	8.1%	9.1%
% of FP17s Relating to Free Repair or Replacements	10	3,641	0.3%	0.8%	0.8%	0.8%
% of FP17s Relating to Continuations	10	3,641	0.3%	0.9%	0.9%	0.9%
% of Patients satisfied with the dentistry they have received	1	1	N/A	91.8%	92.7%	92.5%
% of Patients satisfied with the time they had to wait for an appointment	1	1	N/A	86.1%	87.4%	87.0%

* This is based on patients treated on this contract for their most recent course of treatment. Figures in italics indicate the base number of FP17s or Patient Questionnaire responses are less than 100. N/A is shown where the base number of responses is less than 10 during the period. % is calculated as Quantity/Base number*100

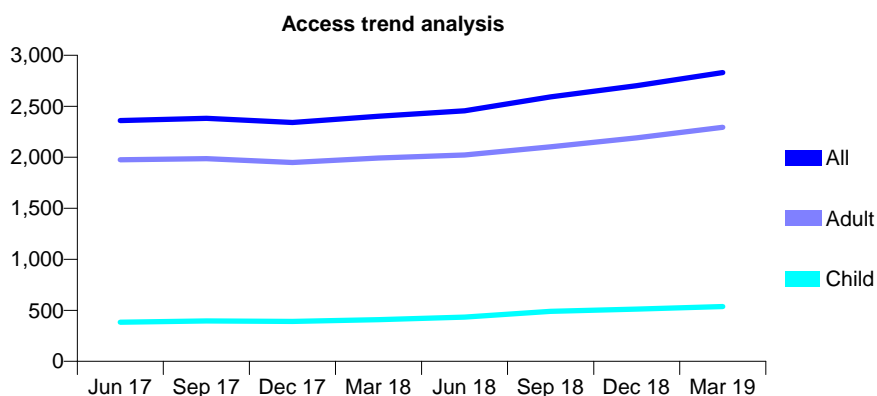
Q59 - Vital Signs At a Glance Contract Report for 129194/0001 - Year end March 2019

Name or company name	Mr N Anand
Contract type name	GDS Contract
Purpose of contract	General
Contract start date	01/08/2013
Contract end date	

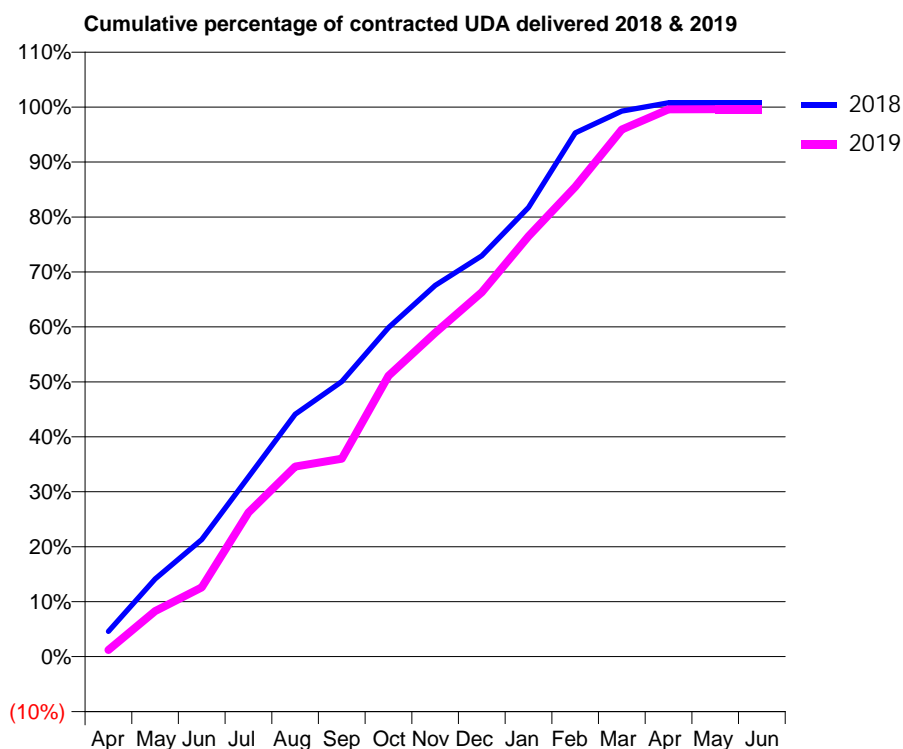
18/19 Contracted general activity (UDA)	6,759
Carry forward general activity (UDA)	-42
18/19 Contracted orthodontic activity (UOA)	0
Carry forward orthodontic activity (UOA)	0
Baseline contract value	£179,786.99

ACCESS*

Patients seen in 24 months	Total	Change since previous quarter
Quarter ending March 2018	2,402	
Quarter ending June 2018	2,456	↑
Quarter ending September 2018	2,592	↑
Quarter ending December 2018	2,702	↑
Quarter ending March 2019	2,831	↑
Variance since March 2018	17.9%	↑



ACTIVITY



Month	Adjusted Scheduled Activity (UDA)	
	2018	2019
April	251	82
May	771	560
June	1,163	853
July	1,785	1,772
August	2,408	2,338
September	2,732	2,433
October	3,267	3,453
November	3,688	3,983
December	3,982	4,481
January	4,461	5,169
February	5,203	5,778
March	5,419	6,483
April	5,501	6,731
May	5,501	6,732
June	5,501	6,732

QUALITY

	Quantity	Base Number	Contract	AT	Region	England
% of FP17s for the same patient ID Re-attending within 3 months - Children	33	742	4.4%	9.5%	11.5%	11.8%
% of FP17s for the same patient ID Re-attending within 3 months - Adults	191	2,801	6.8%	14.2%	15.2%	15.7%
% of FP17s for the same patient ID Re-attending between 3 & 9 months - Children	389	742	52.4%	61.5%	60.2%	58.9%
% of FP17s for the same patient ID Re-attending between 3 & 9 months - Adults	1,194	2,801	42.6%	52.5%	51.8%	50.8%
% of FP17s for Band 1 Urgent Courses	100	3,631	2.8%	7.9%	8.1%	9.1%
% of FP17s Relating to Free Repair or Replacements	43	3,631	1.2%	0.8%	0.8%	0.8%
% of FP17s Relating to Continuations	34	3,631	0.9%	0.9%	0.9%	0.9%
% of Patients satisfied with the dentistry they have received	2	3	N/A	91.8%	92.7%	92.5%
% of Patients satisfied with the time they had to wait for an appointment	2	3	N/A	86.1%	87.4%	87.0%

* This is based on patients treated on this contract for their most recent course of treatment. Figures in italics indicate the base number of FP17s or Patient Questionnaire responses are less than 100. N/A is shown where the base number of responses is less than 10 during the period. % is calculated as Quantity/Base number*100

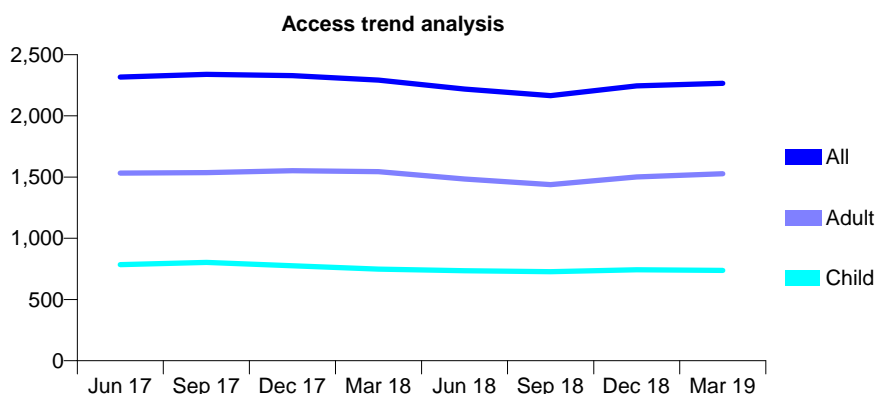
Q59 - Vital Signs At a Glance Contract Report for 129976/0001 - Year end March 2019

Name or company name	Gorse Covert Dental Practice Ltd
Contract type name	GDS Contract
Purpose of contract	General
Contract start date	01/04/2010
Contract end date	

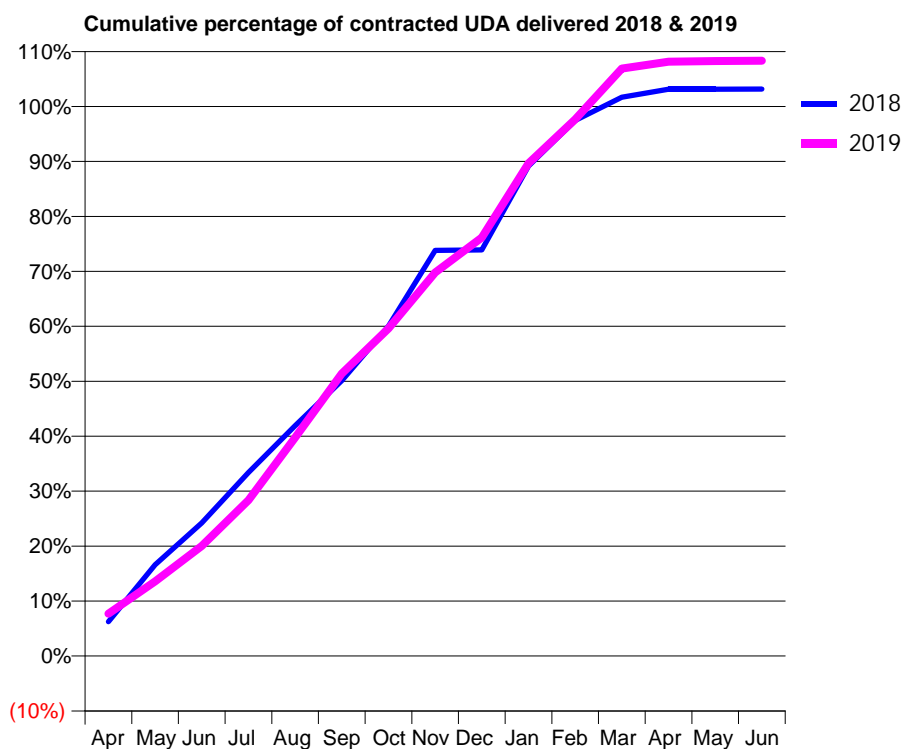
18/19 Contracted general activity (UDA)	3,225
Carry forward general activity (UDA)	-65
18/19 Contracted orthodontic activity (UOA)	0
Carry forward orthodontic activity (UOA)	0
Baseline contract value	£85,141.29

ACCESS*

Patients seen in 24 months	Total	Change since previous quarter
Quarter ending March 2018	2,292	
Quarter ending June 2018	2,220	↓
Quarter ending September 2018	2,165	↓
Quarter ending December 2018	2,246	↑
Quarter ending March 2019	2,266	→
Variance since March 2018	(1.1%)	↓



ACTIVITY



Month	Adjusted Scheduled Activity (UDA)	
	2018	2019
April	201	249
May	536	438
June	780	646
July	1,076	915
August	1,352	1,282
September	1,616	1,657
October	1,936	1,922
November	2,380	2,251
December	2,383	2,456
January	2,875	2,891
February	3,144	3,150
March	3,280	3,447
April	3,327	3,488
May	3,327	3,492
June	3,328	3,493

QUALITY

	Quantity	Base Number	Contract	AT	Region	England
% of FP17s for the same patient ID Re-attending within 3 months - Children	88	1,234	7.1%	9.5%	11.5%	11.8%
% of FP17s for the same patient ID Re-attending within 3 months - Adults	251	2,269	11.1%	14.2%	15.2%	15.7%
% of FP17s for the same patient ID Re-attending between 3 & 9 months - Children	871	1,234	70.6%	61.5%	60.2%	58.9%
% of FP17s for the same patient ID Re-attending between 3 & 9 months - Adults	1,336	2,269	58.9%	52.5%	51.8%	50.8%
% of FP17s for Band 1 Urgent Courses	89	2,150	4.1%	7.9%	8.1%	9.1%
% of FP17s Relating to Free Repair or Replacements	11	2,150	0.5%	0.8%	0.8%	0.8%
% of FP17s Relating to Continuations	7	2,150	0.3%	0.9%	0.9%	0.9%
% of Patients satisfied with the dentistry they have received	1	1	N/A	91.8%	92.7%	92.5%
% of Patients satisfied with the time they had to wait for an appointment	1	1	N/A	86.1%	87.4%	87.0%

* This is based on patients treated on this contract for their most recent course of treatment. Figures in italics indicate the base number of FP17s or Patient Questionnaire responses are less than 100. N/A is shown where the base number of responses is less than 10 during the period. % is calculated as Quantity/Base number*100

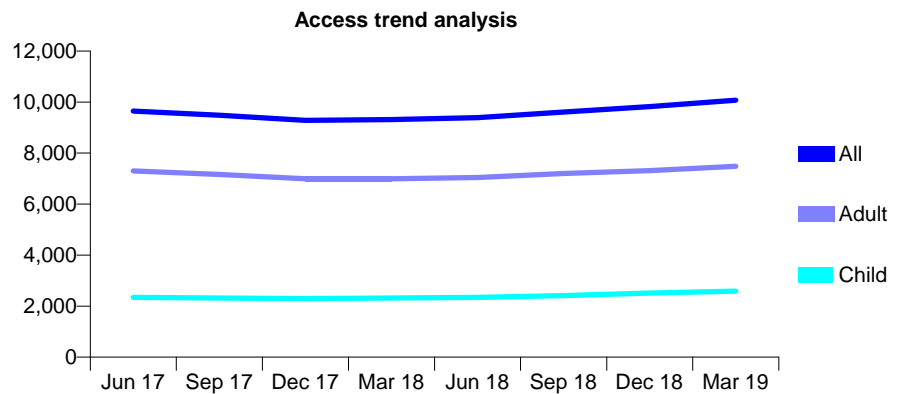
Q59 - Vital Signs At a Glance Contract Report for 131911/0001 - Year end March 2019

Name or company name	Carholme Dental Limited
Contract type name	GDS Contract
Purpose of contract	General
Contract start date	01/02/2014
Contract end date	

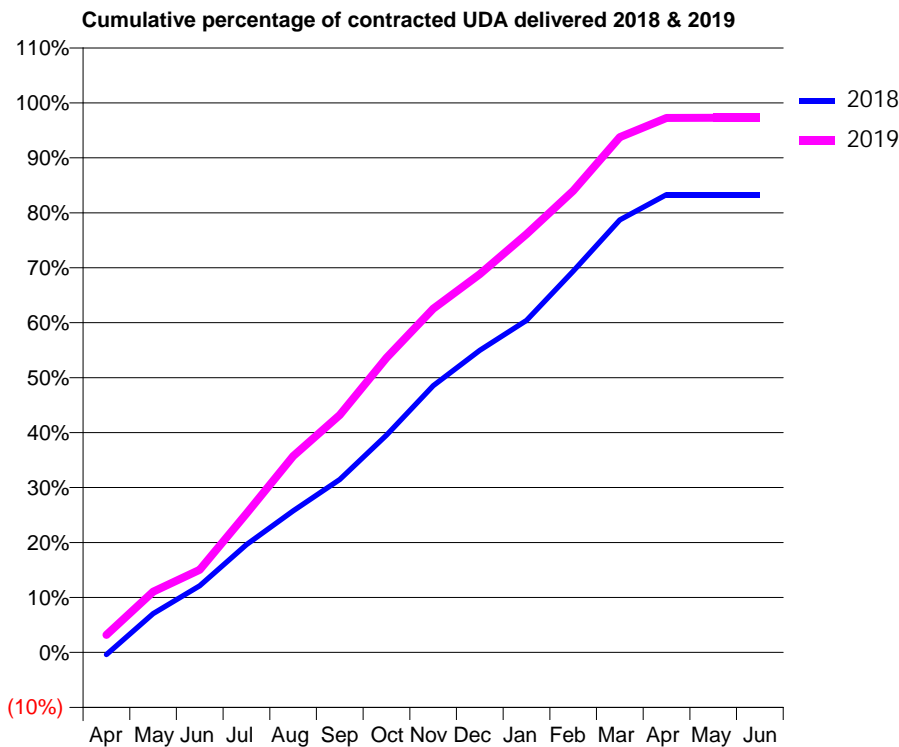
18/19 Contracted general activity (UDA)	29,731
Carry forward general activity (UDA)	0
18/19 Contracted orthodontic activity (UOA)	0
Carry forward orthodontic activity (UOA)	0
Baseline contract value	£673,966.22

ACCESS*

Patients seen in 24 months	Total	Change since previous quarter
Quarter ending March 2018	9,315	
Quarter ending June 2018	9,389	→
Quarter ending September 2018	9,610	↑
Quarter ending December 2018	9,824	↑
Quarter ending March 2019	10,074	↑
Variance since March 2018	8.1%	↑



ACTIVITY



Month	Adjusted Scheduled Activity (UDA)	
	2018	2019
April	-118	948
May	2,103	3,287
June	3,612	4,474
July	5,831	7,514
August	7,658	10,613
September	9,357	12,843
October	11,759	15,933
November	14,426	18,597
December	16,348	20,467
January	17,963	22,628
February	20,629	24,971
March	23,404	27,874
April	24,762	28,914
May	24,768	28,922
June	24,768	28,919

QUALITY

	Quantity	Base Number	Contract	AT	Region	England
% of FP17s for the same patient ID Re-attending within 3 months - Children	286	3,803	7.5%	9.5%	11.5%	11.8%
% of FP17s for the same patient ID Re-attending within 3 months - Adults	1,429	10,437	13.7%	14.2%	15.2%	15.7%
% of FP17s for the same patient ID Re-attending between 3 & 9 months - Children	2,109	3,803	55.5%	61.5%	60.2%	58.9%
% of FP17s for the same patient ID Re-attending between 3 & 9 months - Adults	5,550	10,437	53.2%	52.5%	51.8%	50.8%
% of FP17s for Band 1 Urgent Courses	934	14,129	6.6%	7.9%	8.1%	9.1%
% of FP17s Relating to Free Repair or Replacements	112	14,129	0.8%	0.8%	0.8%	0.8%
% of FP17s Relating to Continuations	89	14,129	0.6%	0.9%	0.9%	0.9%
% of Patients satisfied with the dentistry they have received	10	11	90.9%	91.8%	92.7%	92.5%
% of Patients satisfied with the time they had to wait for an appointment	10	11	90.9%	86.1%	87.4%	87.0%

* This is based on patients treated on this contract for their most recent course of treatment. Figures in italics indicate the base number of FP17s or Patient Questionnaire responses are less than 100. N/A is shown where the base number of responses is less than 10 during the period. % is calculated as Quantity/Base number*100

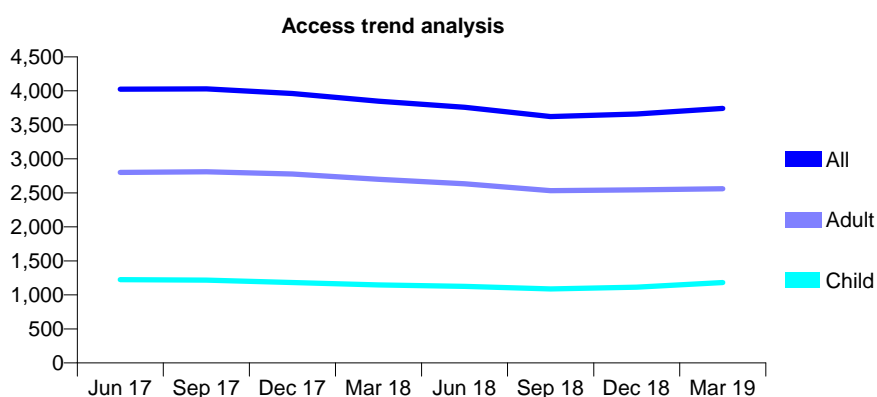
Q59 - Vital Signs At a Glance Contract Report for 134120/0001 - Year end March 2019

Name or company name	Doncaster Road Dental Practice Ltd
Contract type name	GDS Contract
Purpose of contract	General
Contract start date	04/09/2009
Contract end date	

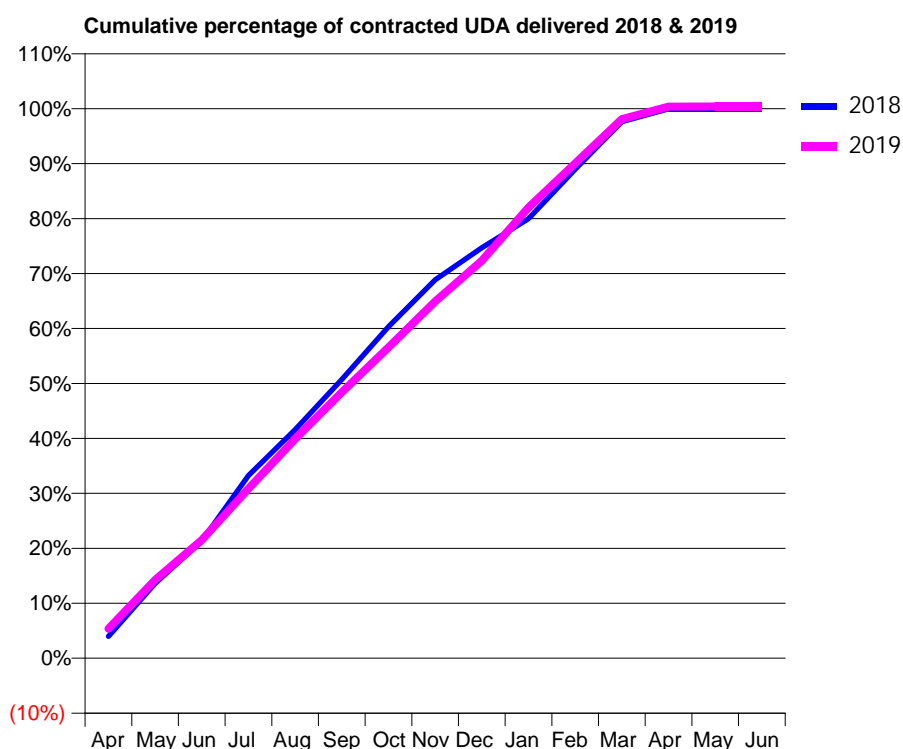
18/19 Contracted general activity (UDA)	13,458
Carry forward general activity (UDA)	3
18/19 Contracted orthodontic activity (UOA)	0
Carry forward orthodontic activity (UOA)	0
Baseline contract value	£311,083.55

ACCESS*

Patients seen in 24 months	Total	Change since previous quarter
Quarter ending March 2018	3,848	
Quarter ending June 2018	3,760	↓
Quarter ending September 2018	3,623	↓
Quarter ending December 2018	3,659	→
Quarter ending March 2019	3,742	↑
Variance since March 2018	(2.8%)	↓



ACTIVITY



Month	Adjusted Scheduled Activity (UDA)	
	2018	2019
April	535	722
May	1,833	1,918
June	2,872	2,894
July	4,476	4,152
August	5,599	5,371
September	6,827	6,509
October	8,120	7,614
November	9,266	8,739
December	10,052	9,734
January	10,762	11,039
February	11,975	12,121
March	13,139	13,201
April	13,455	13,510
May	13,455	13,511
June	13,455	13,511

QUALITY

	Quantity	Base Number	Contract	AT	Region	England
% of FP17s for the same patient ID Re-attending within 3 months - Children	153	1,925	7.9%	9.5%	11.5%	11.8%
% of FP17s for the same patient ID Re-attending within 3 months - Adults	603	3,717	16.2%	14.2%	15.2%	15.7%
% of FP17s for the same patient ID Re-attending between 3 & 9 months - Children	1,275	1,925	66.2%	61.5%	60.2%	58.9%
% of FP17s for the same patient ID Re-attending between 3 & 9 months - Adults	2,133	3,717	57.4%	52.5%	51.8%	50.8%
% of FP17s for Band 1 Urgent Courses	492	5,695	8.6%	7.9%	8.1%	9.1%
% of FP17s Relating to Free Repair or Replacements	2	5,695	0.0%	0.8%	0.8%	0.8%
% of FP17s Relating to Continuations	7	5,695	0.1%	0.9%	0.9%	0.9%
% of Patients satisfied with the dentistry they have received	3	3	N/A	91.8%	92.7%	92.5%
% of Patients satisfied with the time they had to wait for an appointment	2	3	N/A	86.1%	87.4%	87.0%

* This is based on patients treated on this contract for their most recent course of treatment.

Figures in italics indicate the base number of FP17s or Patient Questionnaire responses are less than 100. N/A is shown where the base number of responses is less than 10 during the period. % is calculated as Quantity/Base number*100

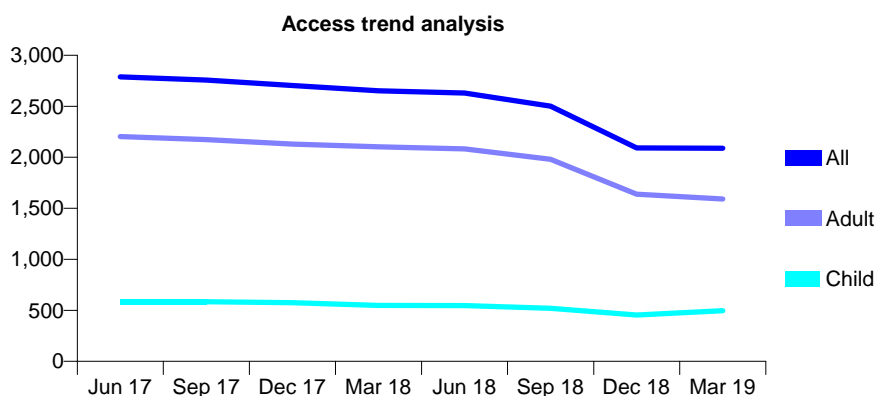
Q59 - Vital Signs At a Glance Contract Report for 136131/0001 - Year end March 2019

Name or company name	Uppingham & Upperton Dental Practice Ltd
Contract type name	GDS Contract
Purpose of contract	General
Contract start date	07/09/2009
Contract end date	

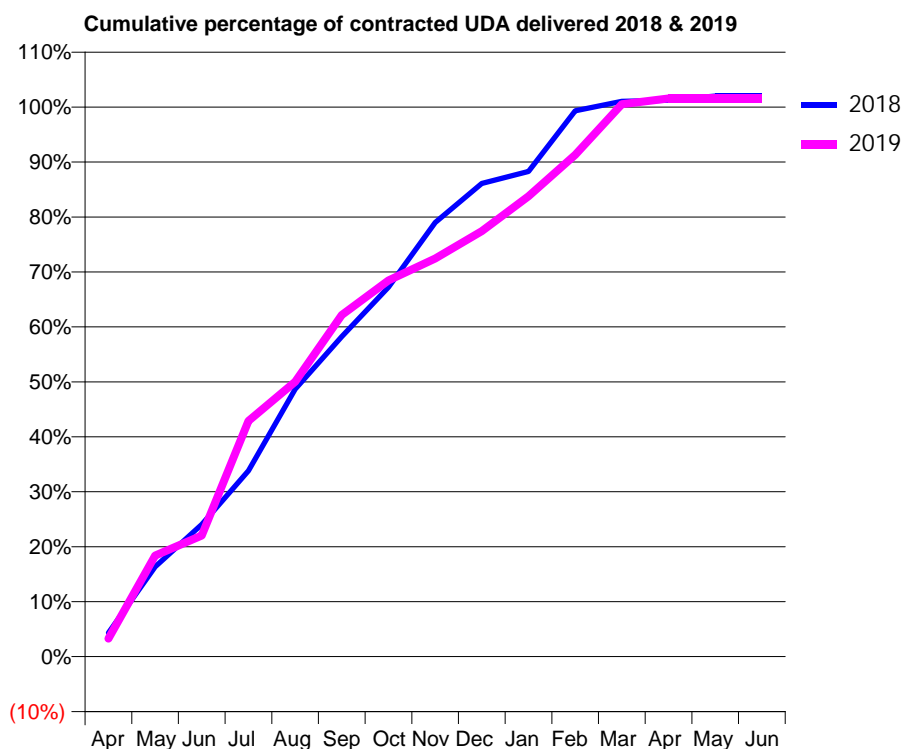
18/19 Contracted general activity (UDA)	6,638
Carry forward general activity (UDA)	-132
18/19 Contracted orthodontic activity (UOA)	0
Carry forward orthodontic activity (UOA)	0
Baseline contract value	£175,514.86

ACCESS*

Patients seen in 24 months	Total	Change since previous quarter
Quarter ending March 2018	2,652	
Quarter ending June 2018	2,630	→
Quarter ending September 2018	2,501	↓
Quarter ending December 2018	2,092	↓
Quarter ending March 2019	2,088	→
Variance since March 2018	(21.3%)	↓



ACTIVITY



Month	Adjusted Scheduled Activity (UDA)	
	2018	2019
April	287	218
May	1,086	1,220
June	1,595	1,463
July	2,247	2,846
August	3,232	3,321
September	3,866	4,126
October	4,462	4,544
November	5,245	4,809
December	5,716	5,140
January	5,860	5,559
February	6,592	6,060
March	6,707	6,674
April	6,720	6,742
May	6,770	6,742
June	6,770	6,742

QUALITY

	Quantity	Base Number	Contract	AT	Region	England
% of FP17s for the same patient ID Re-attending within 3 months - Children	59	944	6.3%	9.5%	11.5%	11.8%
% of FP17s for the same patient ID Re-attending within 3 months - Adults	317	2,859	11.1%	14.2%	15.2%	15.7%
% of FP17s for the same patient ID Re-attending between 3 & 9 months - Children	512	944	54.2%	61.5%	60.2%	58.9%
% of FP17s for the same patient ID Re-attending between 3 & 9 months - Adults	1,164	2,859	40.7%	52.5%	51.8%	50.8%
% of FP17s for Band 1 Urgent Courses	247	3,814	6.5%	7.9%	8.1%	9.1%
% of FP17s Relating to Free Repair or Replacements	26	3,814	0.7%	0.8%	0.8%	0.8%
% of FP17s Relating to Continuations	16	3,814	0.4%	0.9%	0.9%	0.9%
% of Patients satisfied with the dentistry they have received	1	2	N/A	91.8%	92.7%	92.5%
% of Patients satisfied with the time they had to wait for an appointment	2	2	N/A	86.1%	87.4%	87.0%

* This is based on patients treated on this contract for their most recent course of treatment. Figures in italics indicate the base number of FP17s or Patient Questionnaire responses are less than 100. N/A is shown where the base number of responses is less than 10 during the period. % is calculated as Quantity/Base number*100

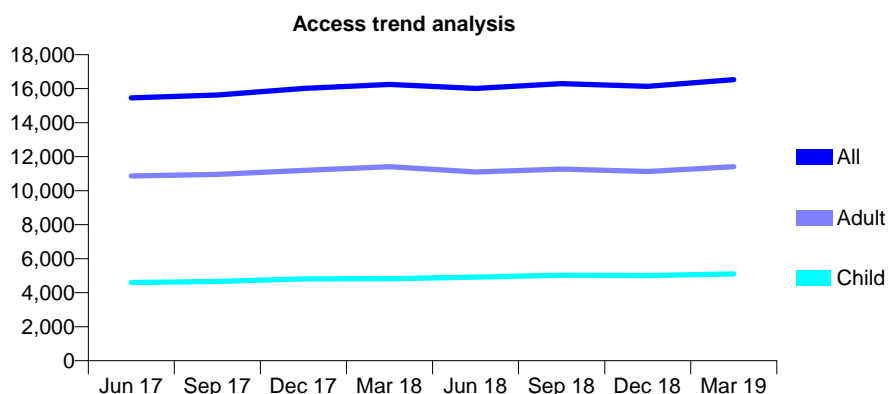
Q59 - Vital Signs At a Glance Contract Report for 137766/0001 - Year end March 2019

Name or company name	Mr B Patel & Mr R Jansari
Contract type name	GDS Contract
Purpose of contract	General and Orthodontic
Contract start date	01/04/2010
Contract end date	

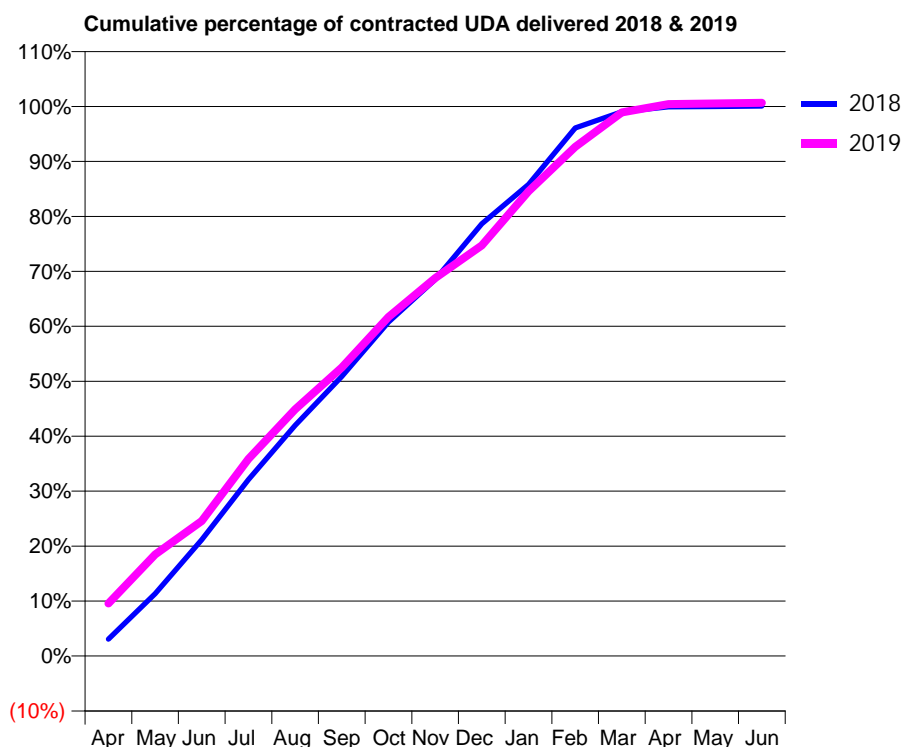
18/19 Contracted general activity (UDA)	41,661
Carry forward general activity (UDA)	-26
18/19 Contracted orthodontic activity (UOA)	889
Carry forward orthodontic activity (UOA)	7
Baseline contract value	£1,319,394.08

ACCESS*

Patients seen in 24 months	Total	Change since previous quarter
Quarter ending March 2018	16,247	
Quarter ending June 2018	16,014	↓
Quarter ending September 2018	16,292	→
Quarter ending December 2018	16,139	→
Quarter ending March 2019	16,527	↑
Variance since March 2018	1.7%	→



ACTIVITY



Month	Adjusted Scheduled Activity (UDA)	
	2018	2019
April	1,277	3,988
May	4,725	7,703
June	8,806	10,240
July	13,381	14,941
August	17,488	18,698
September	21,184	21,868
October	25,312	25,707
November	28,540	28,643
December	32,761	31,127
January	35,755	35,231
February	40,032	38,592
March	41,248	41,215
April	41,626	41,838
May	41,657	41,894
June	41,687	41,929

QUALITY

	Quantity	Base Number	Contract	AT	Region	England
% of FP17s for the same patient ID Re-attending within 3 months - Children	556	6,119	9.1%	9.5%	11.5%	11.8%
% of FP17s for the same patient ID Re-attending within 3 months - Adults	1,523	12,765	11.9%	14.2%	15.2%	15.7%
% of FP17s for the same patient ID Re-attending between 3 & 9 months - Children	2,653	6,119	43.4%	61.5%	60.2%	58.9%
% of FP17s for the same patient ID Re-attending between 3 & 9 months - Adults	5,591	12,765	43.8%	52.5%	51.8%	50.8%
% of FP17s for Band 1 Urgent Courses	1,299	19,073	6.8%	7.9%	8.1%	9.1%
% of FP17s Relating to Free Repair or Replacements	91	19,073	0.5%	0.8%	0.8%	0.8%
% of FP17s Relating to Continuations	154	19,073	0.8%	0.9%	0.9%	0.9%
% of Patients satisfied with the dentistry they have received	3	4	N/A	91.8%	92.7%	92.5%
% of Patients satisfied with the time they had to wait for an appointment	3	4	N/A	86.1%	87.4%	87.0%

* This is based on patients treated on this contract for their most recent course of treatment. Figures in italics indicate the base number of FP17s or Patient Questionnaire responses are less than 100. N/A is shown where the base number of responses is less than 10 during the period. % is calculated as Quantity/Base number*100

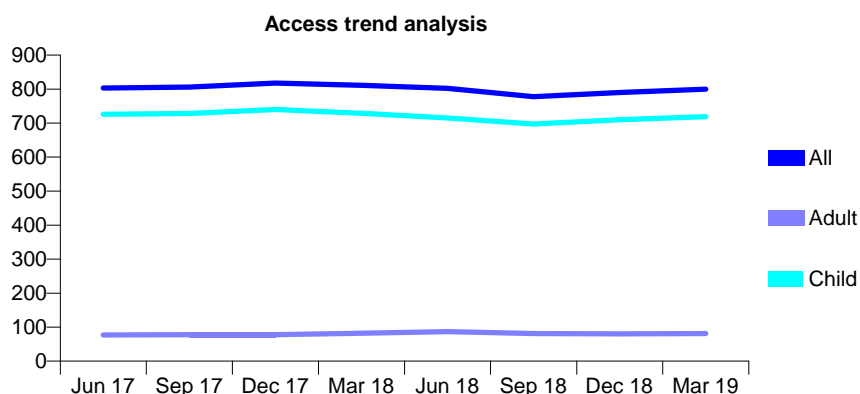
Q59 - Vital Signs At a Glance Contract Report for 137898/0001 - Year end March 2019

Name or company name	Mr Ingram and Mrs Ingram
Contract type name	GDS Contract
Purpose of contract	General
Contract start date	01/04/2014
Contract end date	

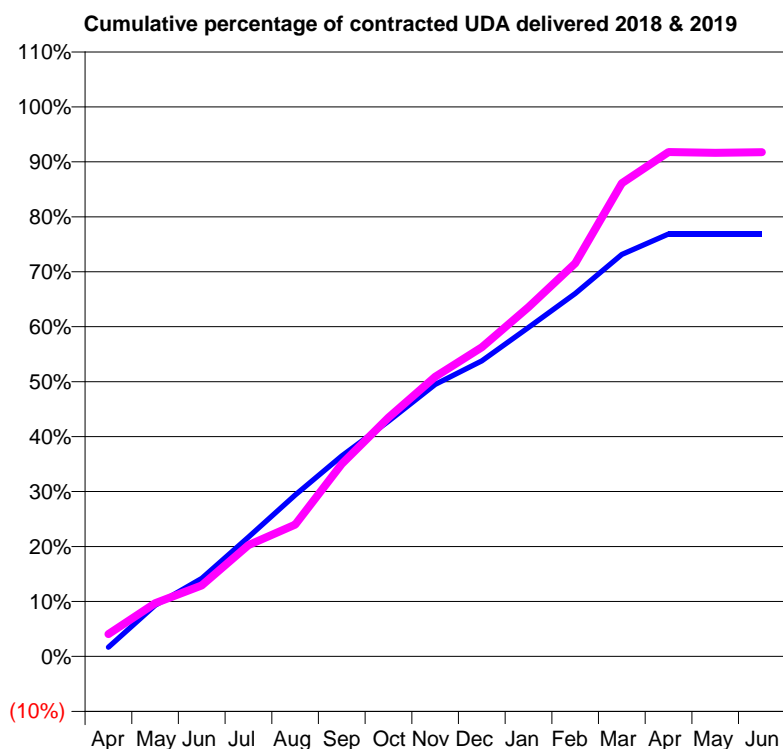
18/19 Contracted general activity (UDA)	1,800
Carry forward general activity (UDA)	0
18/19 Contracted orthodontic activity (UOA)	0
Carry forward orthodontic activity (UOA)	0
Baseline contract value	£43,954.36

ACCESS*

Patients seen in 24 months	Total	Change since previous quarter
Quarter ending March 2018	811	
Quarter ending June 2018	802	↓
Quarter ending September 2018	778	↓
Quarter ending December 2018	790	→
Quarter ending March 2019	800	→
Variance since March 2018	(1.4%)	↓



ACTIVITY



Month	Adjusted Scheduled Activity (UDA)	
	2018	2019
April	37	73
May	205	174
June	312	233
July	478	365
August	646	432
September	803	630
October	941	782
November	1,089	916
December	1,183	1,013
January	1,317	1,144
February	1,453	1,287
March	1,609	1,550
April	1,691	1,652
May	1,691	1,649
June	1,691	1,651

QUALITY

	Quantity	Base Number	Contract	AT	Region	England
% of FP17s for the same patient ID Re-attending within 3 months - Children	68	1,217	5.6%	9.5%	11.5%	11.8%
% of FP17s for the same patient ID Re-attending within 3 months - Adults	0	33	0.0%	14.2%	15.2%	15.7%
% of FP17s for the same patient ID Re-attending between 3 & 9 months - Children	891	1,217	73.2%	61.5%	60.2%	58.9%
% of FP17s for the same patient ID Re-attending between 3 & 9 months - Adults	28	33	84.8%	52.5%	51.8%	50.8%
% of FP17s for Band 1 Urgent Courses	39	1,255	3.1%	7.9%	8.1%	9.1%
% of FP17s Relating to Free Repair or Replacements	0	1,255	0.0%	0.8%	0.8%	0.8%
% of FP17s Relating to Continuations	0	1,255	0.0%	0.9%	0.9%	0.9%
% of Patients satisfied with the dentistry they have received	0	0	N/A	91.8%	92.7%	92.5%
% of Patients satisfied with the time they had to wait for an appointment	0	0	N/A	86.1%	87.4%	87.0%

* This is based on patients treated on this contract for their most recent course of treatment. Figures in italics indicate the base number of FP17s or Patient Questionnaire responses are less than 100. N/A is shown where the base number of responses is less than 10 during the period. % is calculated as Quantity/Base number*100

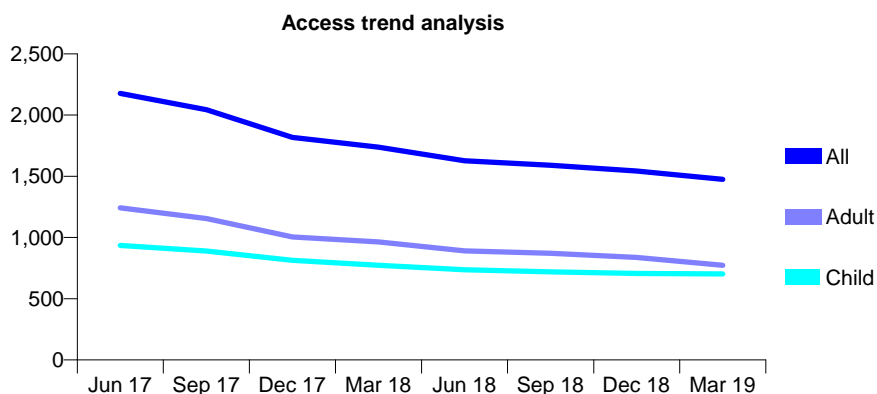
Q59 - Vital Signs At a Glance Contract Report for 139351/0001 - Year end March 2019

Name or company name	SMILEZONE Ltd
Contract type name	GDS Contract
Purpose of contract	General
Contract start date	01/04/2007
Contract end date	

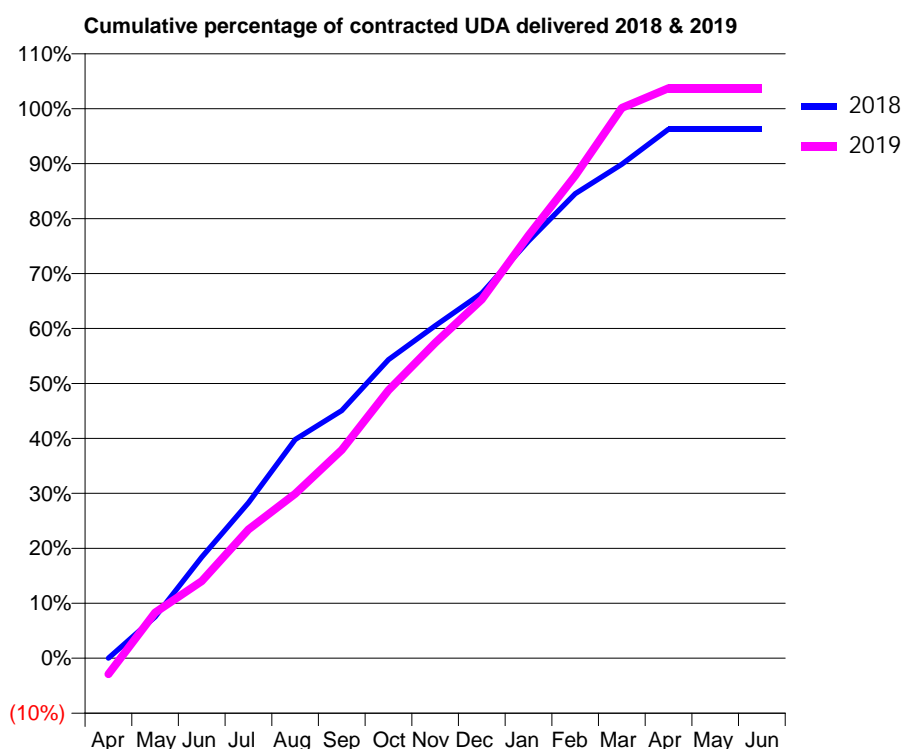
18/19 Contracted general activity (UDA)	3,727
Carry forward general activity (UDA)	139
18/19 Contracted orthodontic activity (UOA)	0
Carry forward orthodontic activity (UOA)	0
Baseline contract value	£128,001.88

ACCESS*

Patients seen in 24 months	Total	Change since previous quarter
Quarter ending March 2018	1,738	
Quarter ending June 2018	1,627	↓
Quarter ending September 2018	1,590	↓
Quarter ending December 2018	1,543	↓
Quarter ending March 2019	1,476	↓
Variance since March 2018	(15.1%)	↓



ACTIVITY



Month	Adjusted Scheduled Activity (UDA)	
	2018	2019
April	0	-109
May	281	310
June	685	522
July	1,054	873
August	1,483	1,115
September	1,680	1,412
October	2,025	1,817
November	2,255	2,138
December	2,475	2,434
January	2,829	2,868
February	3,150	3,273
March	3,350	3,732
April	3,588	3,865
May	3,588	3,865
June	3,588	3,865

QUALITY

	Quantity	Base Number	Contract	AT	Region	England
% of FP17s for the same patient ID Re-attending within 3 months - Children	18	970	1.9%	9.5%	11.5%	11.8%
% of FP17s for the same patient ID Re-attending within 3 months - Adults	53	912	5.8%	14.2%	15.2%	15.7%
% of FP17s for the same patient ID Re-attending between 3 & 9 months - Children	398	970	41.0%	61.5%	60.2%	58.9%
% of FP17s for the same patient ID Re-attending between 3 & 9 months - Adults	422	912	46.3%	52.5%	51.8%	50.8%
% of FP17s for Band 1 Urgent Courses	16	1,840	0.9%	7.9%	8.1%	9.1%
% of FP17s Relating to Free Repair or Replacements	1	1,840	0.1%	0.8%	0.8%	0.8%
% of FP17s Relating to Continuations	4	1,840	0.2%	0.9%	0.9%	0.9%
% of Patients satisfied with the dentistry they have received	1	1	N/A	91.8%	92.7%	92.5%
% of Patients satisfied with the time they had to wait for an appointment	1	1	N/A	86.1%	87.4%	87.0%

* This is based on patients treated on this contract for their most recent course of treatment. Figures in italics indicate the base number of FP17s or Patient Questionnaire responses are less than 100. N/A is shown where the base number of responses is less than 10 during the period. % is calculated as Quantity/Base number*100

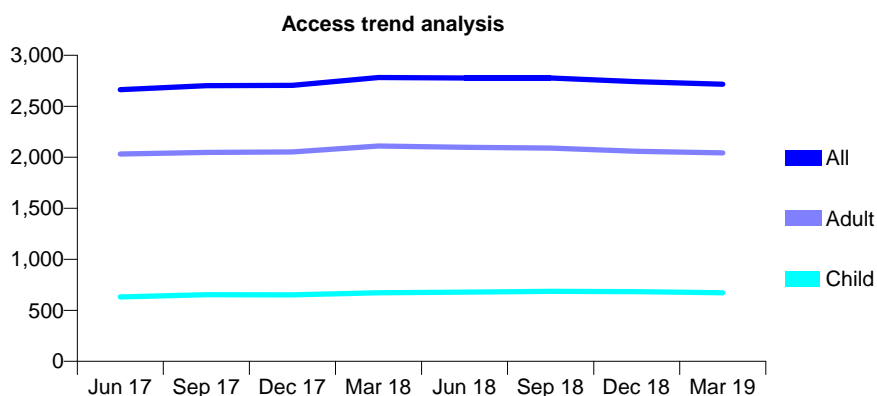
Q59 - Vital Signs At a Glance Contract Report for 139874/0001 - Year end March 2019

Name or company name	C M Desai Limited
Contract type name	GDS Contract
Purpose of contract	General and Orthodontic
Contract start date	01/03/2008
Contract end date	

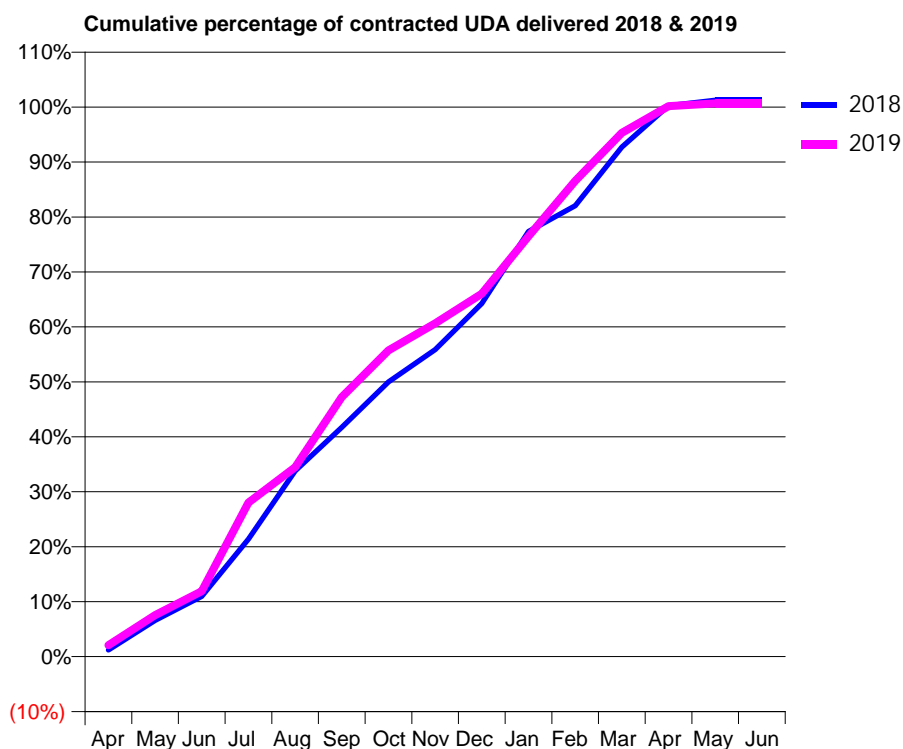
18/19 Contracted general activity (UDA)	8,313
Carry forward general activity (UDA)	-104
18/19 Contracted orthodontic activity (UOA)	272
Carry forward orthodontic activity (UOA)	7
Baseline contract value	£244,204.24

ACCESS*

Patients seen in 24 months	Total	Change since previous quarter
Quarter ending March 2018	2,783	
Quarter ending June 2018	2,777	→
Quarter ending September 2018	2,777	→
Quarter ending December 2018	2,741	↓
Quarter ending March 2019	2,716	→
Variance since March 2018	(2.4%)	↓



ACTIVITY



Month	Adjusted Scheduled Activity (UDA)	
	2018	2019
April	102	173
May	548	629
June	911	990
July	1,778	2,330
August	2,810	2,866
September	3,469	3,925
October	4,154	4,633
November	4,645	5,043
December	5,344	5,490
January	6,432	6,358
February	6,822	7,197
March	7,707	7,922
April	8,335	8,327
May	8,417	8,366
June	8,417	8,366

QUALITY

	Quantity	Base Number	Contract	AT	Region	England
% of FP17s for the same patient ID Re-attending within 3 months - Children	85	1,003	8.5%	9.5%	11.5%	11.8%
% of FP17s for the same patient ID Re-attending within 3 months - Adults	434	2,611	16.6%	14.2%	15.2%	15.7%
% of FP17s for the same patient ID Re-attending between 3 & 9 months - Children	579	1,003	57.7%	61.5%	60.2%	58.9%
% of FP17s for the same patient ID Re-attending between 3 & 9 months - Adults	1,285	2,611	49.2%	52.5%	51.8%	50.8%
% of FP17s for Band 1 Urgent Courses	162	3,464	4.7%	7.9%	8.1%	9.1%
% of FP17s Relating to Free Repair or Replacements	37	3,464	1.1%	0.8%	0.8%	0.8%
% of FP17s Relating to Continuations	143	3,464	4.1%	0.9%	0.9%	0.9%
% of Patients satisfied with the dentistry they have received	0	0	N/A	91.8%	92.7%	92.5%
% of Patients satisfied with the time they had to wait for an appointment	0	0	N/A	86.1%	87.4%	87.0%

* This is based on patients treated on this contract for their most recent course of treatment. Figures in italics indicate the base number of FP17s or Patient Questionnaire responses are less than 100. N/A is shown where the base number of responses is less than 10 during the period. % is calculated as Quantity/Base number*100

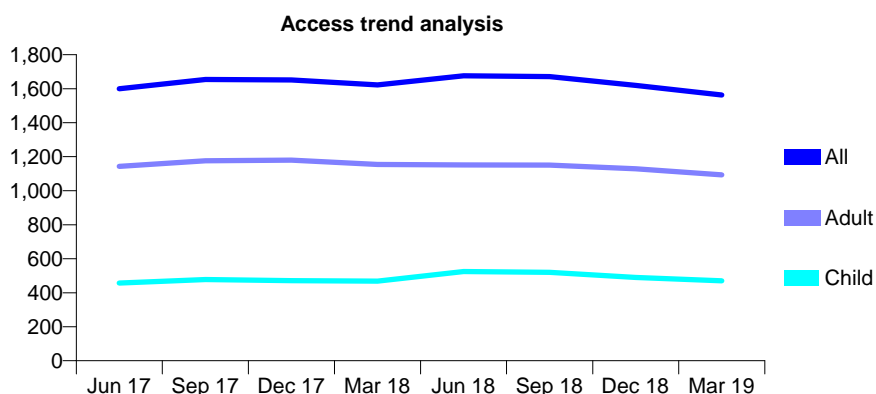
Q59 - Vital Signs At a Glance Contract Report for 139874/0002 - Year end March 2019

Name or company name	C M Desai Limited
Contract type name	GDS Contract
Purpose of contract	General
Contract start date	01/03/2008
Contract end date	

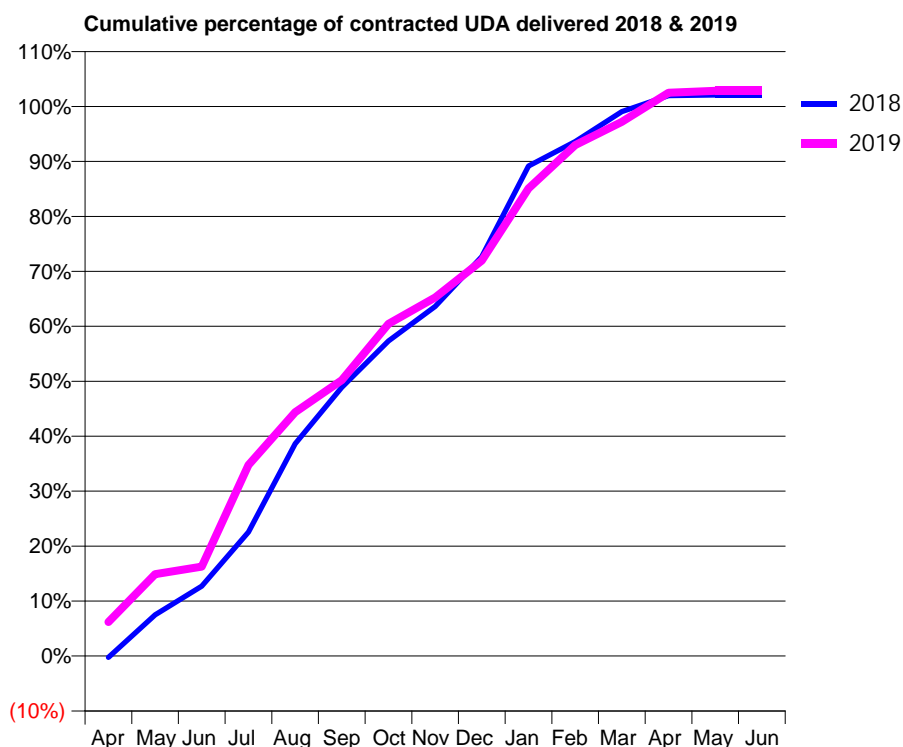
18/19 Contracted general activity (UDA)	5,026
Carry forward general activity (UDA)	-101
18/19 Contracted orthodontic activity (UOA)	0
Carry forward orthodontic activity (UOA)	0
Baseline contract value	£144,060.63

ACCESS*

Patients seen in 24 months	Total	Change since previous quarter
Quarter ending March 2018	1,622	
Quarter ending June 2018	1,676	↑
Quarter ending September 2018	1,671	→
Quarter ending December 2018	1,619	↓
Quarter ending March 2019	1,563	↓
Variance since March 2018	(3.6%)	↓



ACTIVITY



Month	Adjusted Scheduled Activity (UDA)	
	2018	2019
April	-14	311
May	378	749
June	638	817
July	1,134	1,747
August	1,942	2,231
September	2,457	2,523
October	2,882	3,038
November	3,197	3,279
December	3,652	3,616
January	4,481	4,276
February	4,705	4,674
March	4,978	4,885
April	5,125	5,151
May	5,130	5,170
June	5,130	5,170

QUALITY

	Quantity	Base Number	Contract	AT	Region	England
% of FP17s for the same patient ID Re-attending within 3 months - Children	68	688	9.9%	9.5%	11.5%	11.8%
% of FP17s for the same patient ID Re-attending within 3 months - Adults	217	1,439	15.1%	14.2%	15.2%	15.7%
% of FP17s for the same patient ID Re-attending between 3 & 9 months - Children	282	688	41.0%	61.5%	60.2%	58.9%
% of FP17s for the same patient ID Re-attending between 3 & 9 months - Adults	592	1,439	41.1%	52.5%	51.8%	50.8%
% of FP17s for Band 1 Urgent Courses	85	2,111	4.0%	7.9%	8.1%	9.1%
% of FP17s Relating to Free Repair or Replacements	19	2,111	0.9%	0.8%	0.8%	0.8%
% of FP17s Relating to Continuations	70	2,111	3.3%	0.9%	0.9%	0.9%
% of Patients satisfied with the dentistry they have received	1	1	N/A	91.8%	92.7%	92.5%
% of Patients satisfied with the time they had to wait for an appointment	1	1	N/A	86.1%	87.4%	87.0%

* This is based on patients treated on this contract for their most recent course of treatment. Figures in italics indicate the base number of FP17s or Patient Questionnaire responses are less than 100. N/A is shown where the base number of responses is less than 10 during the period. % is calculated as Quantity/Base number*100

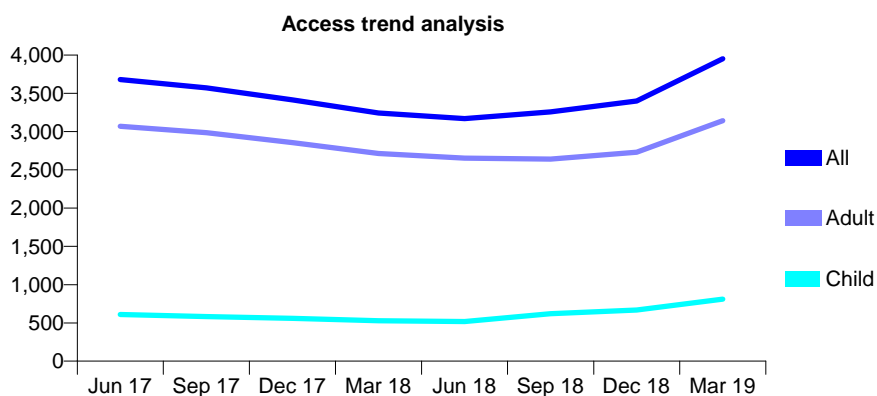
Q59 - Vital Signs At a Glance Contract Report for 142875/0001 - Year end March 2019

Name or company name	Dr S Mathew & Dr M Cherian
Contract type name	GDS Contract
Purpose of contract	General
Contract start date	01/01/2012
Contract end date	

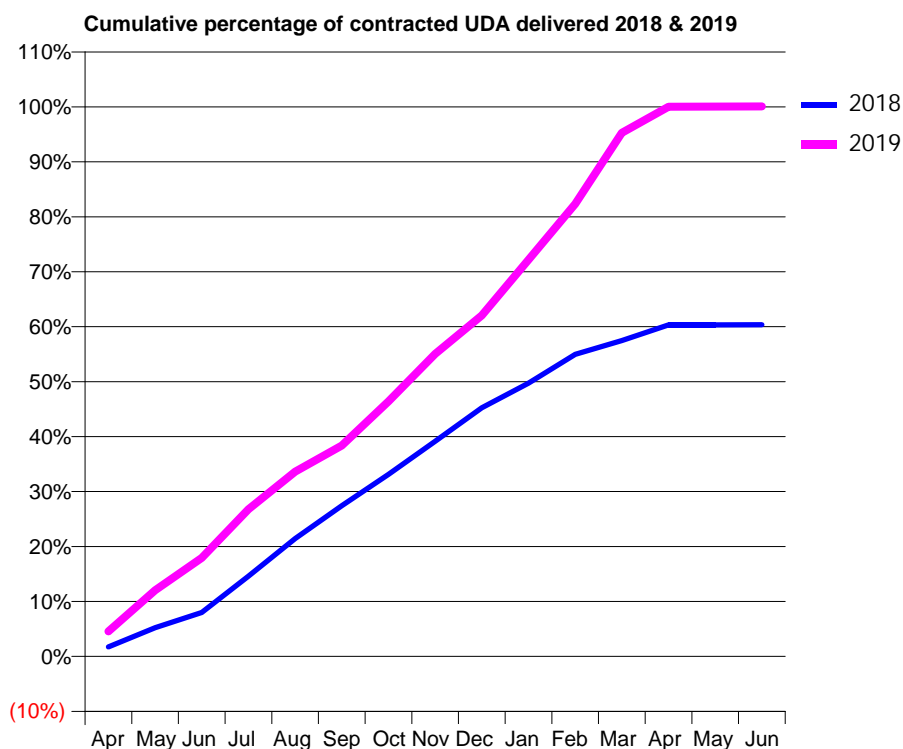
18/19 Contracted general activity (UDA)	11,224
Carry forward general activity (UDA)	0
18/19 Contracted orthodontic activity (UOA)	0
Carry forward orthodontic activity (UOA)	0
Baseline contract value	£288,225.24

ACCESS*

Patients seen in 24 months	Total	Change since previous quarter
Quarter ending March 2018	3,243	
Quarter ending June 2018	3,170	↓
Quarter ending September 2018	3,259	↑
Quarter ending December 2018	3,399	↑
Quarter ending March 2019	3,952	↑
Variance since March 2018	21.9%	↑



ACTIVITY



Month	Adjusted Scheduled Activity (UDA)	
	2018	2019
April	195	514
May	588	1,354
June	897	2,010
July	1,641	3,005
August	2,407	3,774
September	3,075	4,308
October	3,719	5,210
November	4,394	6,179
December	5,079	6,964
January	5,581	8,101
February	6,171	9,243
March	6,452	10,693
April	6,774	11,227
May	6,774	11,230
June	6,775	11,231

QUALITY

	Quantity	Base Number	Contract	AT	Region	England
% of FP17s for the same patient ID Re-attending within 3 months - Children	58	1,351	4.3%	9.5%	11.5%	11.8%
% of FP17s for the same patient ID Re-attending within 3 months - Adults	301	4,712	6.4%	14.2%	15.2%	15.7%
% of FP17s for the same patient ID Re-attending between 3 & 9 months - Children	713	1,351	52.8%	61.5%	60.2%	58.9%
% of FP17s for the same patient ID Re-attending between 3 & 9 months - Adults	2,361	4,712	50.1%	52.5%	51.8%	50.8%
% of FP17s for Band 1 Urgent Courses	195	6,100	3.2%	7.9%	8.1%	9.1%
% of FP17s Relating to Free Repair or Replacements	36	6,100	0.6%	0.8%	0.8%	0.8%
% of FP17s Relating to Continuations	1	6,100	0.0%	0.9%	0.9%	0.9%
% of Patients satisfied with the dentistry they have received	3	3	N/A	91.8%	92.7%	92.5%
% of Patients satisfied with the time they had to wait for an appointment	2	3	N/A	86.1%	87.4%	87.0%

* This is based on patients treated on this contract for their most recent course of treatment. Figures in italics indicate the base number of FP17s or Patient Questionnaire responses are less than 100. N/A is shown where the base number of responses is less than 10 during the period. % is calculated as Quantity/Base number*100

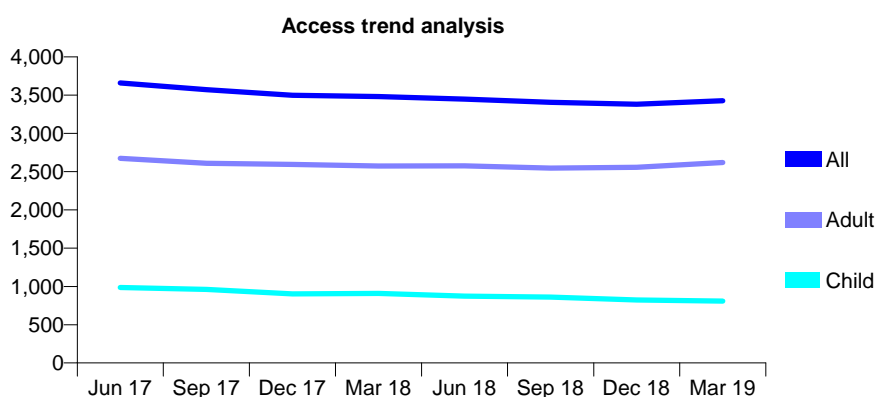
Q59 - Vital Signs At a Glance Contract Report for 143448/0001 - Year end March 2019

Name or company name	Dr D J Duplessis & Ms Lieze Duplessis
Contract type name	GDS Contract
Purpose of contract	General and Orthodontic
Contract start date	01/04/2011
Contract end date	

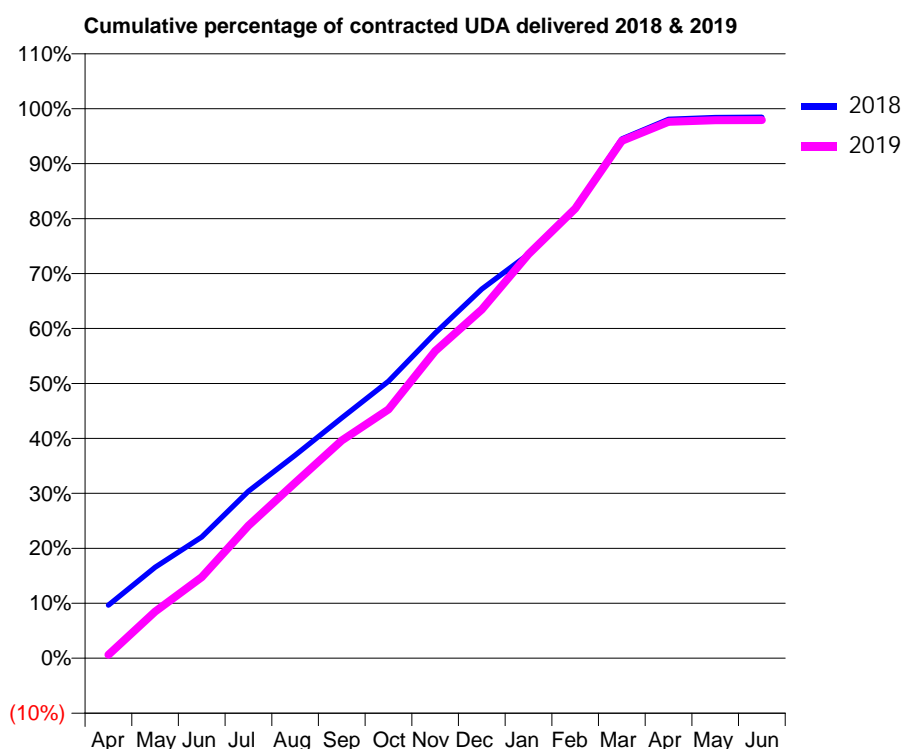
18/19 Contracted general activity (UDA)	9,098
Carry forward general activity (UDA)	260
18/19 Contracted orthodontic activity (UOA)	289
Carry forward orthodontic activity (UOA)	0
Baseline contract value	£281,441.62

ACCESS*

Patients seen in 24 months	Total	Change since previous quarter
Quarter ending March 2018	3,482	
Quarter ending June 2018	3,448	→
Quarter ending September 2018	3,407	↓
Quarter ending December 2018	3,381	→
Quarter ending March 2019	3,427	→
Variance since March 2018	(1.6%)	↓



ACTIVITY



Month	Adjusted Scheduled Activity (UDA)	
	2018	2019
April	878	56
May	1,506	774
June	2,008	1,341
July	2,766	2,195
August	3,361	2,907
September	3,979	3,603
October	4,584	4,119
November	5,384	5,086
December	6,110	5,773
January	6,688	6,689
February	7,451	7,444
March	8,595	8,566
April	8,922	8,881
May	8,952	8,907
June	8,955	8,909

QUALITY

	Quantity	Base Number	Contract	AT	Region	England
% of FP17s for the same patient ID Re-attending within 3 months - Children	79	810	9.8%	9.5%	11.5%	11.8%
% of FP17s for the same patient ID Re-attending within 3 months - Adults	506	2,787	18.2%	14.2%	15.2%	15.7%
% of FP17s for the same patient ID Re-attending between 3 & 9 months - Children	175	810	21.6%	61.5%	60.2%	58.9%
% of FP17s for the same patient ID Re-attending between 3 & 9 months - Adults	633	2,787	22.7%	52.5%	51.8%	50.8%
% of FP17s for Band 1 Urgent Courses	470	3,555	13.2%	7.9%	8.1%	9.1%
% of FP17s Relating to Free Repair or Replacements	23	3,555	0.6%	0.8%	0.8%	0.8%
% of FP17s Relating to Continuations	128	3,555	3.6%	0.9%	0.9%	0.9%
% of Patients satisfied with the dentistry they have received	1	1	N/A	91.8%	92.7%	92.5%
% of Patients satisfied with the time they had to wait for an appointment	1	1	N/A	86.1%	87.4%	87.0%

* This is based on patients treated on this contract for their most recent course of treatment. Figures in italics indicate the base number of FP17s or Patient Questionnaire responses are less than 100. N/A is shown where the base number of responses is less than 10 during the period. % is calculated as Quantity/Base number*100

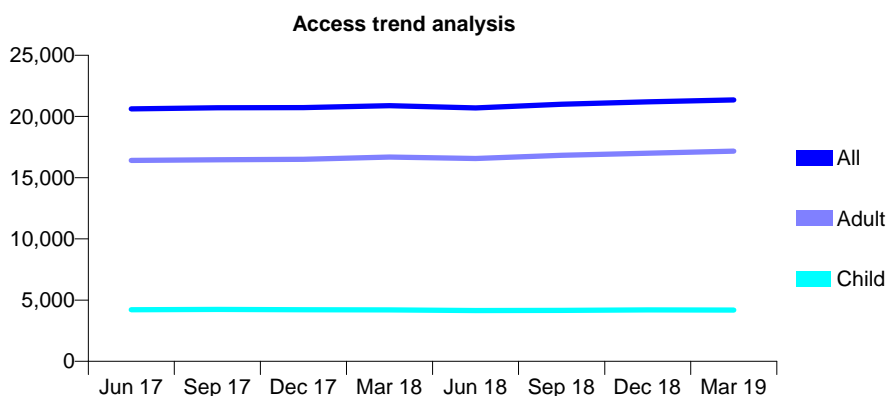
Q59 - Vital Signs At a Glance Contract Report for 144738/0001 - Year end March 2019

Name or company name	D W Barsby, D Wolverson, S J Bates & R S
Contract type name	GDS Contract
Purpose of contract	General
Contract start date	01/08/2010
Contract end date	

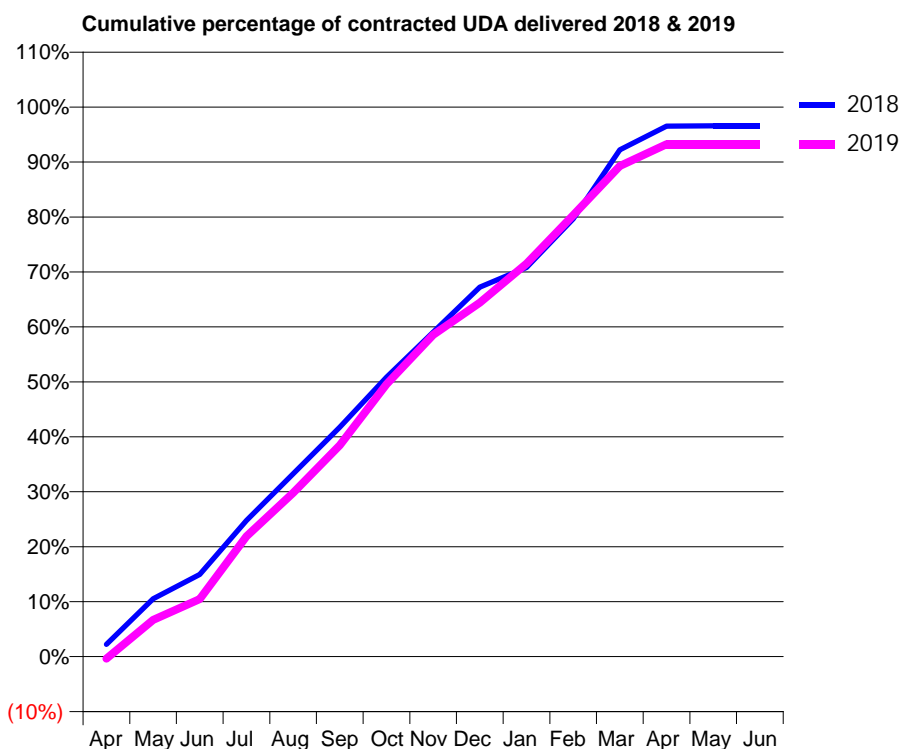
18/19 Contracted general activity (UDA)	53,857
Carry forward general activity (UDA)	1,843
18/19 Contracted orthodontic activity (UOA)	0
Carry forward orthodontic activity (UOA)	0
Baseline contract value	£1,337,433.13

ACCESS*

Patients seen in 24 months	Total	Change since previous quarter
Quarter ending March 2018	20,884	
Quarter ending June 2018	20,702	→
Quarter ending September 2018	20,998	→
Quarter ending December 2018	21,195	→
Quarter ending March 2019	21,361	→
Variance since March 2018	2.3%	↑



ACTIVITY



Month	Adjusted Scheduled Activity (UDA)	
	2018	2019
April	1,193	-204
May	5,662	3,605
June	8,057	5,644
July	13,342	11,798
August	17,924	16,062
September	22,490	20,709
October	27,374	26,680
November	31,810	31,525
December	36,214	34,679
January	38,138	38,510
February	42,906	43,262
March	49,653	48,072
April	51,978	50,202
May	52,008	50,213
June	52,014	50,210

QUALITY

	Quantity	Base Number	Contract	AT	Region	England
% of FP17s for the same patient ID Re-attending within 3 months - Children	306	6,263	4.9%	9.5%	11.5%	11.8%
% of FP17s for the same patient ID Re-attending within 3 months - Adults	2,804	25,728	10.9%	14.2%	15.2%	15.7%
% of FP17s for the same patient ID Re-attending between 3 & 9 months - Children	4,093	6,263	65.4%	61.5%	60.2%	58.9%
% of FP17s for the same patient ID Re-attending between 3 & 9 months - Adults	16,715	25,728	65.0%	52.5%	51.8%	50.8%
% of FP17s for Band 1 Urgent Courses	2,265	31,795	7.1%	7.9%	8.1%	9.1%
% of FP17s Relating to Free Repair or Replacements	147	31,795	0.5%	0.8%	0.8%	0.8%
% of FP17s Relating to Continuations	259	31,795	0.8%	0.9%	0.9%	0.9%
% of Patients satisfied with the dentistry they have received	10	11	90.9%	91.8%	92.7%	92.5%
% of Patients satisfied with the time they had to wait for an appointment	10	11	90.9%	86.1%	87.4%	87.0%

* This is based on patients treated on this contract for their most recent course of treatment. Figures in italics indicate the base number of FP17s or Patient Questionnaire responses are less than 100. N/A is shown where the base number of responses is less than 10 during the period. % is calculated as Quantity/Base number*100

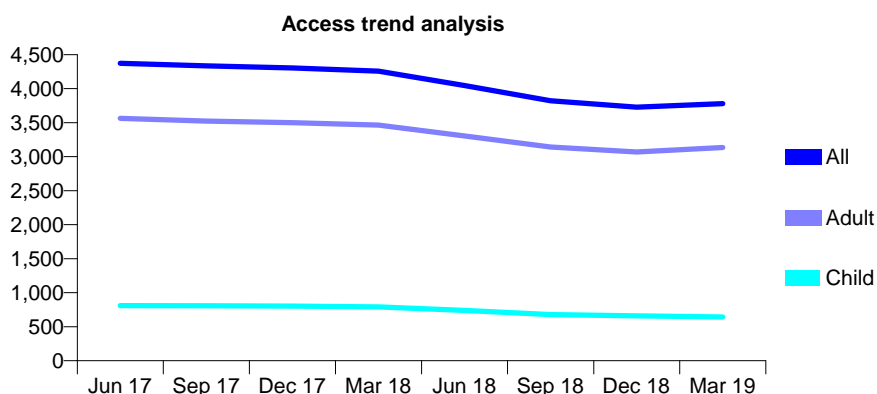
Q59 - Vital Signs At a Glance Contract Report for 144746/0001 - Year end March 2019

Name or company name	Mr A Parmar & Mrs R Parmar
Contract type name	GDS Contract
Purpose of contract	General and Orthodontic
Contract start date	01/04/2014
Contract end date	

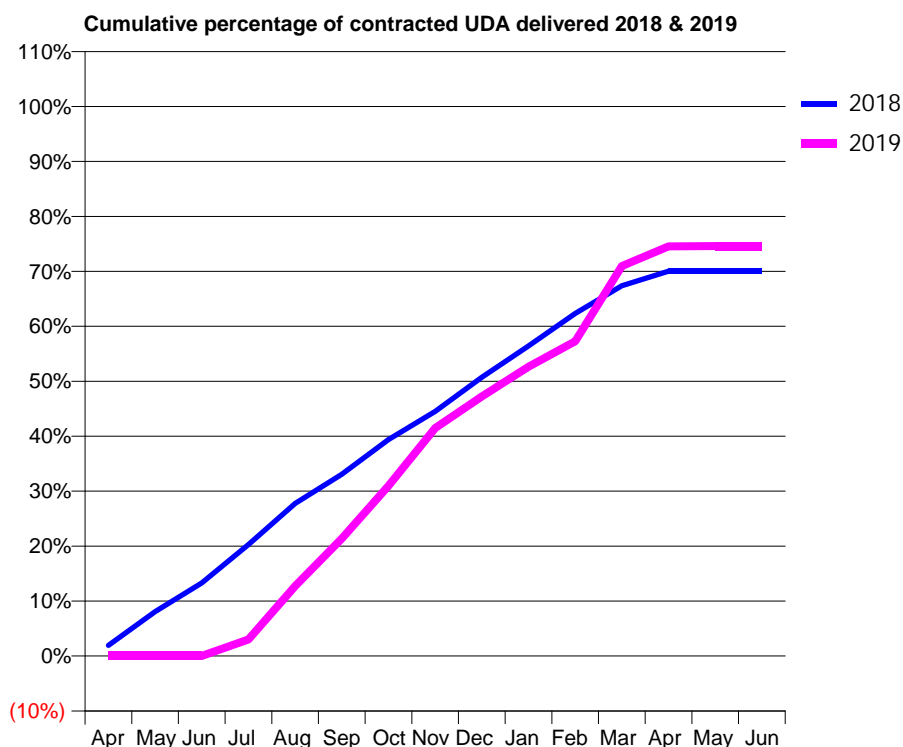
18/19 Contracted general activity (UDA)	15,915
Carry forward general activity (UDA)	0
18/19 Contracted orthodontic activity (UOA)	297
Carry forward orthodontic activity (UOA)	0
Baseline contract value	£340,445.81

ACCESS*

Patients seen in 24 months	Total	Change since previous quarter
Quarter ending March 2018	4,257	
Quarter ending June 2018	4,046	↓
Quarter ending September 2018	3,822	↓
Quarter ending December 2018	3,729	↓
Quarter ending March 2019	3,780	→
Variance since March 2018	(11.2%)	↓



ACTIVITY



Month	Adjusted Scheduled Activity (UDA)	
	2018	2019
April	312	0
May	1,288	0
June	2,114	0
July	3,232	482
August	4,421	2,029
September	5,262	3,402
October	6,272	4,929
November	7,086	6,602
December	8,072	7,517
January	8,981	8,380
February	9,922	9,112
March	10,722	11,291
April	11,145	11,863
May	11,145	11,875
June	11,145	11,875

QUALITY

	Quantity	Base Number	Contract	AT	Region	England
% of FP17s for the same patient ID Re-attending within 3 months - Children	79	1,120	7.1%	9.5%	11.5%	11.8%
% of FP17s for the same patient ID Re-attending within 3 months - Adults	421	4,360	9.7%	14.2%	15.2%	15.7%
% of FP17s for the same patient ID Re-attending between 3 & 9 months - Children	758	1,120	67.7%	61.5%	60.2%	58.9%
% of FP17s for the same patient ID Re-attending between 3 & 9 months - Adults	2,235	4,360	51.3%	52.5%	51.8%	50.8%
% of FP17s for Band 1 Urgent Courses	305	5,381	5.7%	7.9%	8.1%	9.1%
% of FP17s Relating to Free Repair or Replacements	8	5,381	0.1%	0.8%	0.8%	0.8%
% of FP17s Relating to Continuations	51	5,381	0.9%	0.9%	0.9%	0.9%
% of Patients satisfied with the dentistry they have received	1	1	N/A	91.8%	92.7%	92.5%
% of Patients satisfied with the time they had to wait for an appointment	1	1	N/A	86.1%	87.4%	87.0%

* This is based on patients treated on this contract for their most recent course of treatment. Figures in italics indicate the base number of FP17s or Patient Questionnaire responses are less than 100. N/A is shown where the base number of responses is less than 10 during the period. % is calculated as Quantity/Base number*100

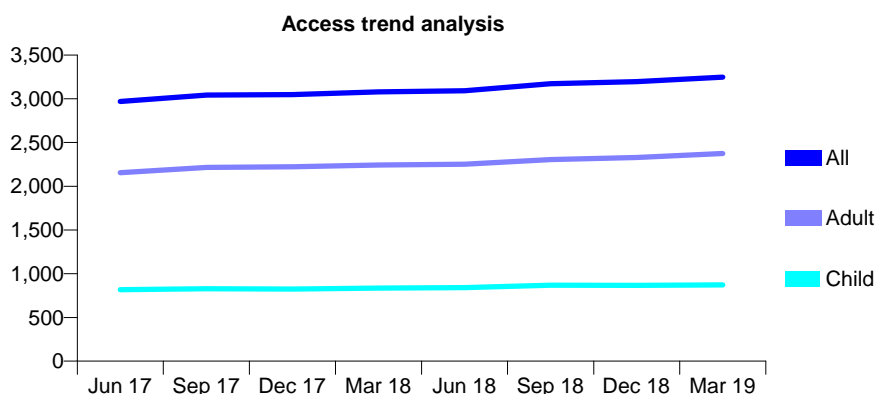
Q59 - Vital Signs At a Glance Contract Report for 147966/0002 - Year end March 2019

Name or company name	Pure Dental Studio Ltd
Contract type name	GDS Contract
Purpose of contract	General
Contract start date	01/04/2010
Contract end date	

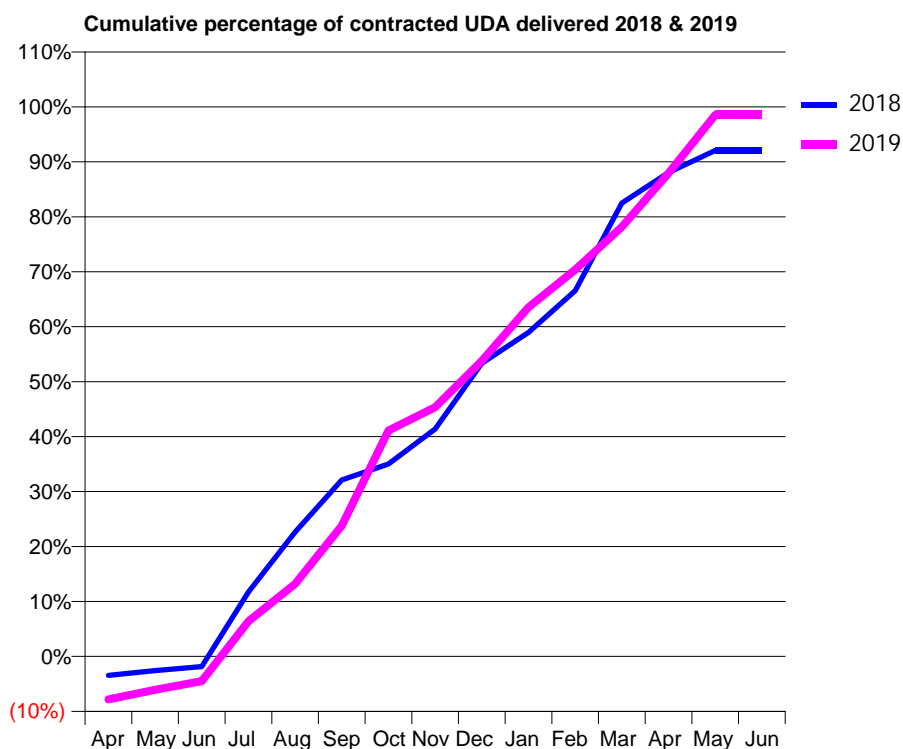
18/19 Contracted general activity (UDA)	6,255
Carry forward general activity (UDA)	496
18/19 Contracted orthodontic activity (UOA)	0
Carry forward orthodontic activity (UOA)	0
Baseline contract value	£192,366.91

ACCESS*

Patients seen in 24 months	Total	Change since previous quarter
Quarter ending March 2018	3,078	
Quarter ending June 2018	3,092	→
Quarter ending September 2018	3,173	↑
Quarter ending December 2018	3,196	→
Quarter ending March 2019	3,248	→
Variance since March 2018	5.5%	↑



ACTIVITY



Month	2018	2019
April	-218	-490
May	-163	-382
June	-116	-283
July	734	400
August	1,417	827
September	2,008	1,487
October	2,191	2,572
November	2,588	2,838
December	3,337	3,363
January	3,688	3,973
February	4,163	4,403
March	5,160	4,888
April	5,507	5,500
May	5,759	6,163
June	5,759	6,164

QUALITY

	Quantity	Base Number	Contract	AT	Region	England
% of FP17s for the same patient ID Re-attending within 3 months - Children	76	1,276	6.0%	9.5%	11.5%	11.8%
% of FP17s for the same patient ID Re-attending within 3 months - Adults	368	3,160	11.6%	14.2%	15.2%	15.7%
% of FP17s for the same patient ID Re-attending between 3 & 9 months - Children	774	1,276	60.7%	61.5%	60.2%	58.9%
% of FP17s for the same patient ID Re-attending between 3 & 9 months - Adults	1,630	3,160	51.6%	52.5%	51.8%	50.8%
% of FP17s for Band 1 Urgent Courses	169	3,744	4.5%	7.9%	8.1%	9.1%
% of FP17s Relating to Free Repair or Replacements	18	3,744	0.5%	0.8%	0.8%	0.8%
% of FP17s Relating to Continuations	54	3,744	1.4%	0.9%	0.9%	0.9%
% of Patients satisfied with the dentistry they have received	4	4	N/A	91.8%	92.7%	92.5%
% of Patients satisfied with the time they had to wait for an appointment	4	4	N/A	86.1%	87.4%	87.0%

* This is based on patients treated on this contract for their most recent course of treatment. Figures in italics indicate the base number of FP17s or Patient Questionnaire responses are less than 100. N/A is shown where the base number of responses is less than 10 during the period. % is calculated as Quantity/Base number*100

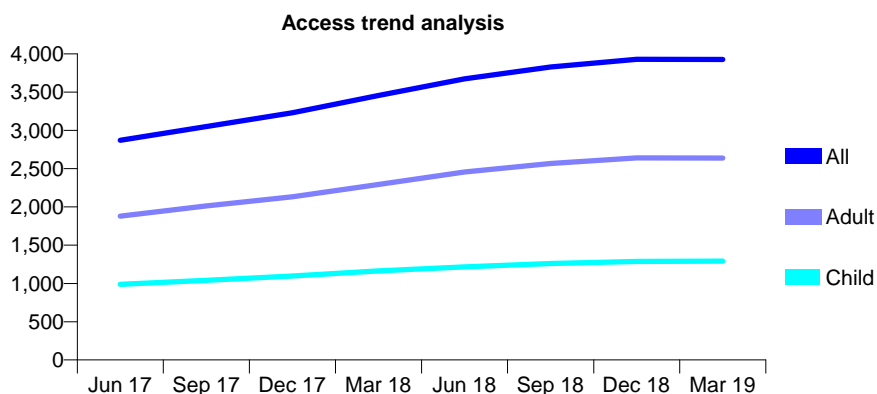
Q59 - Vital Signs At a Glance Contract Report for 149454/0001 - Year end March 2019

Name or company name	Dental Care Clinic Limited
Contract type name	GDS Contract
Purpose of contract	General
Contract start date	01/04/2008
Contract end date	

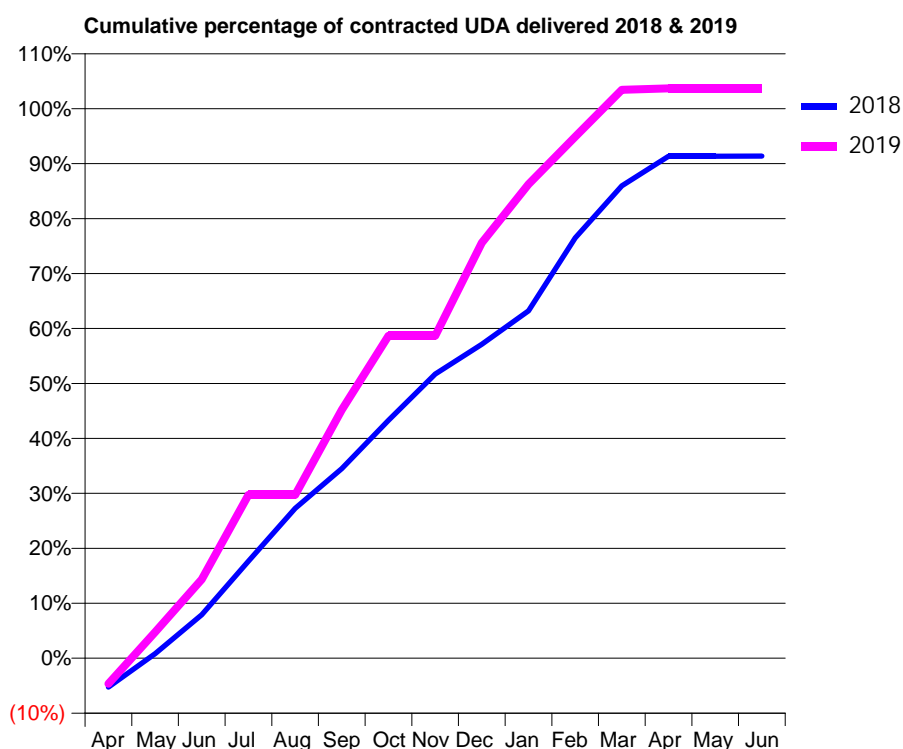
18/19 Contracted general activity (UDA)	12,730
Carry forward general activity (UDA)	1,098
18/19 Contracted orthodontic activity (UOA)	0
Carry forward orthodontic activity (UOA)	0
Baseline contract value	£359,866.01

ACCESS*

Patients seen in 24 months	Total	Change since previous quarter
Quarter ending March 2018	3,456	
Quarter ending June 2018	3,673	↑
Quarter ending September 2018	3,829	↑
Quarter ending December 2018	3,929	↑
Quarter ending March 2019	3,928	→
Variance since March 2018	13.7%	↑



ACTIVITY



Month	Adjusted Scheduled Activity (UDA)	
	2018	2019
April	-672	-594
May	108	606
June	1,006	1,829
July	2,251	3,784
August	3,470	3,784
September	4,392	5,752
October	5,512	7,469
November	6,582	7,469
December	7,271	9,622
January	8,046	10,981
February	9,734	12,081
March	10,944	13,169
April	11,625	13,197
May	11,629	13,197
June	11,632	13,197

QUALITY

	Quantity	Base Number	Contract	AT	Region	England
% of FP17s for the same patient ID Re-attending within 3 months - Children	153	2,122	7.2%	9.5%	11.5%	11.8%
% of FP17s for the same patient ID Re-attending within 3 months - Adults	619	3,713	16.7%	14.2%	15.2%	15.7%
% of FP17s for the same patient ID Re-attending between 3 & 9 months - Children	1,374	2,122	64.8%	61.5%	60.2%	58.9%
% of FP17s for the same patient ID Re-attending between 3 & 9 months - Adults	1,734	3,713	46.7%	52.5%	51.8%	50.8%
% of FP17s for Band 1 Urgent Courses	433	5,564	7.8%	7.9%	8.1%	9.1%
% of FP17s Relating to Free Repair or Replacements	63	5,564	1.1%	0.8%	0.8%	0.8%
% of FP17s Relating to Continuations	62	5,564	1.1%	0.9%	0.9%	0.9%
% of Patients satisfied with the dentistry they have received	2	2	N/A	91.8%	92.7%	92.5%
% of Patients satisfied with the time they had to wait for an appointment	2	2	N/A	86.1%	87.4%	87.0%

* This is based on patients treated on this contract for their most recent course of treatment.

Figures in italics indicate the base number of FP17s or Patient Questionnaire responses are less than 100. N/A is shown where the base number of responses is less than 10 during the period. % is calculated as Quantity/Base number*100

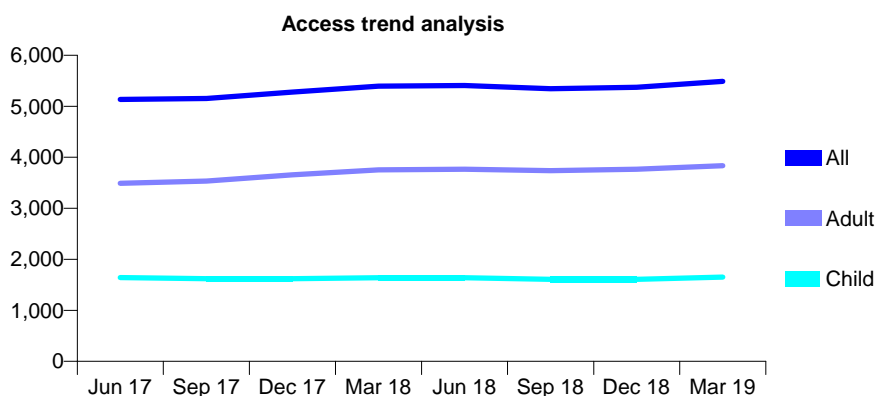
Q59 - Vital Signs At a Glance Contract Report for 151122/0001 - Year end March 2019

Name or company name	M Hamburger & R Sadler
Contract type name	GDS Contract
Purpose of contract	General
Contract start date	01/04/2006
Contract end date	

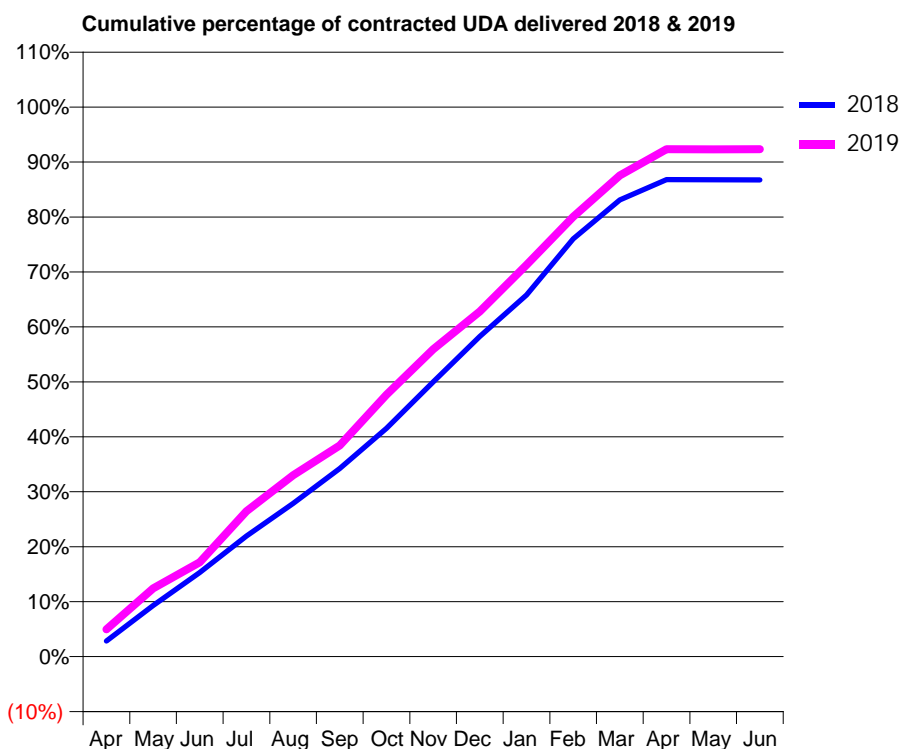
18/19 Contracted general activity (UDA)	16,623
Carry forward general activity (UDA)	0
18/19 Contracted orthodontic activity (UOA)	0
Carry forward orthodontic activity (UOA)	0
Baseline contract value	£376,812.62

ACCESS*

Patients seen in 24 months	Total	Change since previous quarter
Quarter ending March 2018	5,394	
Quarter ending June 2018	5,408	→
Quarter ending September 2018	5,346	↓
Quarter ending December 2018	5,374	→
Quarter ending March 2019	5,489	↑
Variance since March 2018	1.8%	→



ACTIVITY



Month	Adjusted Scheduled Activity (UDA)	
	2018	2019
April	482	827
May	1,578	2,064
June	2,595	2,853
July	3,725	4,399
August	4,737	5,490
September	5,811	6,388
October	7,048	7,925
November	8,483	9,298
December	9,888	10,439
January	11,168	11,849
February	12,905	13,304
March	14,105	14,553
April	14,733	15,346
May	14,727	15,342
June	14,726	15,347

QUALITY

	Quantity	Base Number	Contract	AT	Region	England
% of FP17s for the same patient ID Re-attending within 3 months - Children	169	2,482	6.8%	9.5%	11.5%	11.8%
% of FP17s for the same patient ID Re-attending within 3 months - Adults	993	5,741	17.3%	14.2%	15.2%	15.7%
% of FP17s for the same patient ID Re-attending between 3 & 9 months - Children	1,670	2,482	67.3%	61.5%	60.2%	58.9%
% of FP17s for the same patient ID Re-attending between 3 & 9 months - Adults	3,469	5,741	60.4%	52.5%	51.8%	50.8%
% of FP17s for Band 1 Urgent Courses	676	8,331	8.1%	7.9%	8.1%	9.1%
% of FP17s Relating to Free Repair or Replacements	136	8,331	1.6%	0.8%	0.8%	0.8%
% of FP17s Relating to Continuations	67	8,331	0.8%	0.9%	0.9%	0.9%
% of Patients satisfied with the dentistry they have received	2	3	N/A	91.8%	92.7%	92.5%
% of Patients satisfied with the time they had to wait for an appointment	3	3	N/A	86.1%	87.4%	87.0%

* This is based on patients treated on this contract for their most recent course of treatment. Figures in italics indicate the base number of FP17s or Patient Questionnaire responses are less than 100. N/A is shown where the base number of responses is less than 10 during the period. % is calculated as Quantity/Base number*100

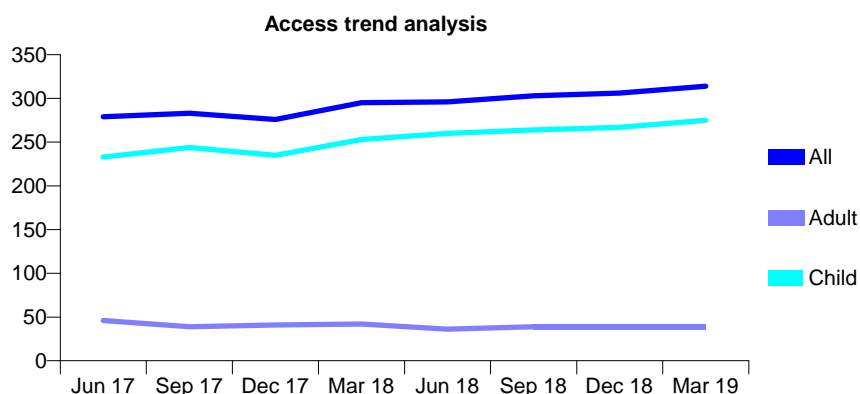
Q59 - Vital Signs At a Glance Contract Report for 151653/0001 - Year end March 2019

Name or company name	The Forum Practice Ltd
Contract type name	GDS Contract
Purpose of contract	General and Orthodontic
Contract start date	01/10/2011
Contract end date	

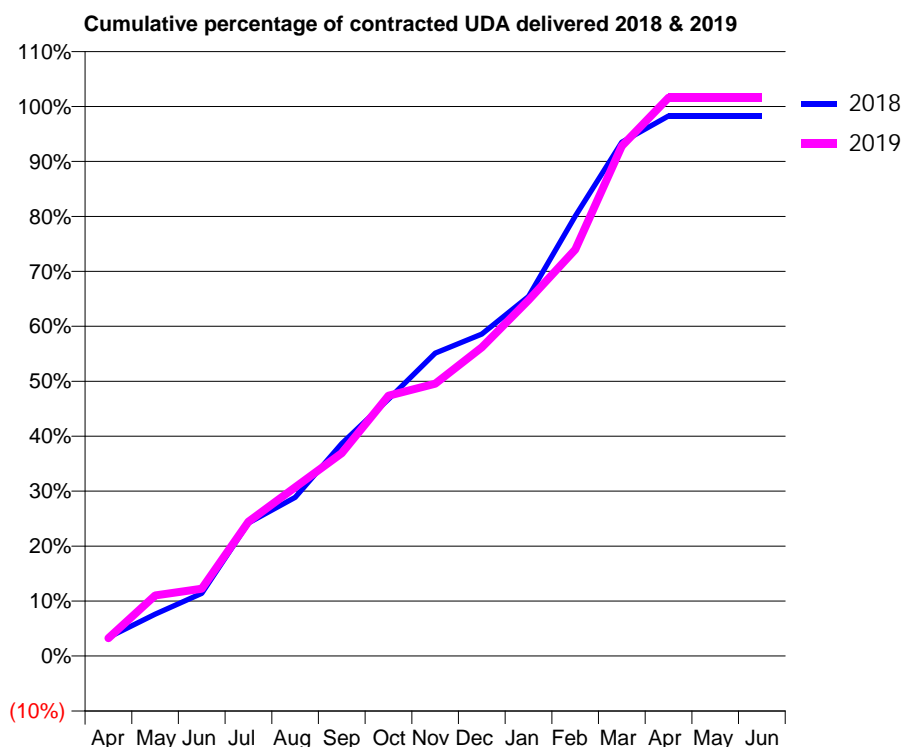
18/19 Contracted general activity (UDA)	500
Carry forward general activity (UDA)	9
18/19 Contracted orthodontic activity (UOA)	1,169
Carry forward orthodontic activity (UOA)	197
Baseline contract value	£88,556.34

ACCESS*

Patients seen in 24 months	Total	Change since previous quarter
Quarter ending March 2018	295	
Quarter ending June 2018	296	→
Quarter ending September 2018	303	↑
Quarter ending December 2018	306	→
Quarter ending March 2019	314	↑
Variance since March 2018	6.4%	↑



ACTIVITY



Month	Adjusted Scheduled Activity (UDA)	
	2018	2019
April	17	16
May	38	55
June	57	61
July	121	122
August	144	154
September	193	185
October	234	237
November	276	248
December	293	281
January	327	324
February	400	370
March	467	464
April	491	508
May	491	508
June	491	508

QUALITY

	Quantity	Base Number	Contract	AT	Region	England
% of FP17s for the same patient ID Re-attending within 3 months - Children	16	588	2.7%	9.5%	11.5%	11.8%
% of FP17s for the same patient ID Re-attending within 3 months - Adults	0	17	0.0%	14.2%	15.2%	15.7%
% of FP17s for the same patient ID Re-attending between 3 & 9 months - Children	245	588	41.7%	61.5%	60.2%	58.9%
% of FP17s for the same patient ID Re-attending between 3 & 9 months - Adults	5	17	29.4%	52.5%	51.8%	50.8%
% of FP17s for Band 1 Urgent Courses	5	375	1.3%	7.9%	8.1%	9.1%
% of FP17s Relating to Free Repair or Replacements	0	375	0.0%	0.8%	0.8%	0.8%
% of FP17s Relating to Continuations	0	375	0.0%	0.9%	0.9%	0.9%
% of Patients satisfied with the dentistry they have received	0	0	N/A	91.8%	92.7%	92.5%
% of Patients satisfied with the time they had to wait for an appointment	0	0	N/A	86.1%	87.4%	87.0%

* This is based on patients treated on this contract for their most recent course of treatment. Figures in italics indicate the base number of FP17s or Patient Questionnaire responses are less than 100. N/A is shown where the base number of responses is less than 10 during the period. % is calculated as Quantity/Base number*100

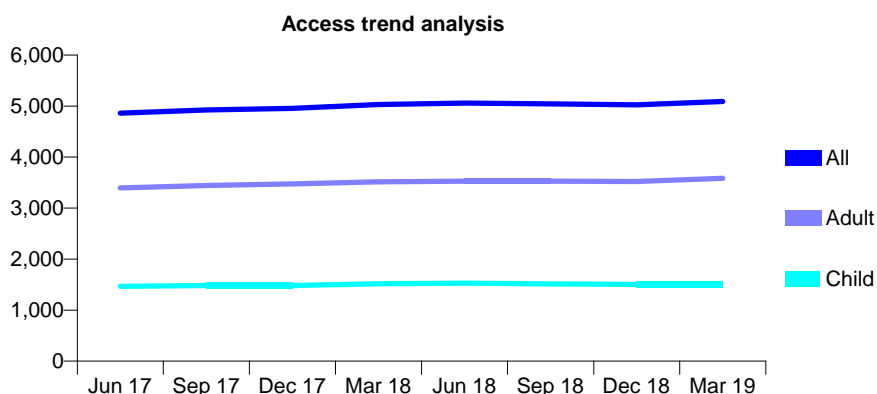
Q59 - Vital Signs At a Glance Contract Report for 153370/0001 - Year end March 2019

Name or company name	Mrs K Attwall and Miss K Sadhra
Contract type name	GDS Contract
Purpose of contract	General and Orthodontic
Contract start date	01/04/2009
Contract end date	

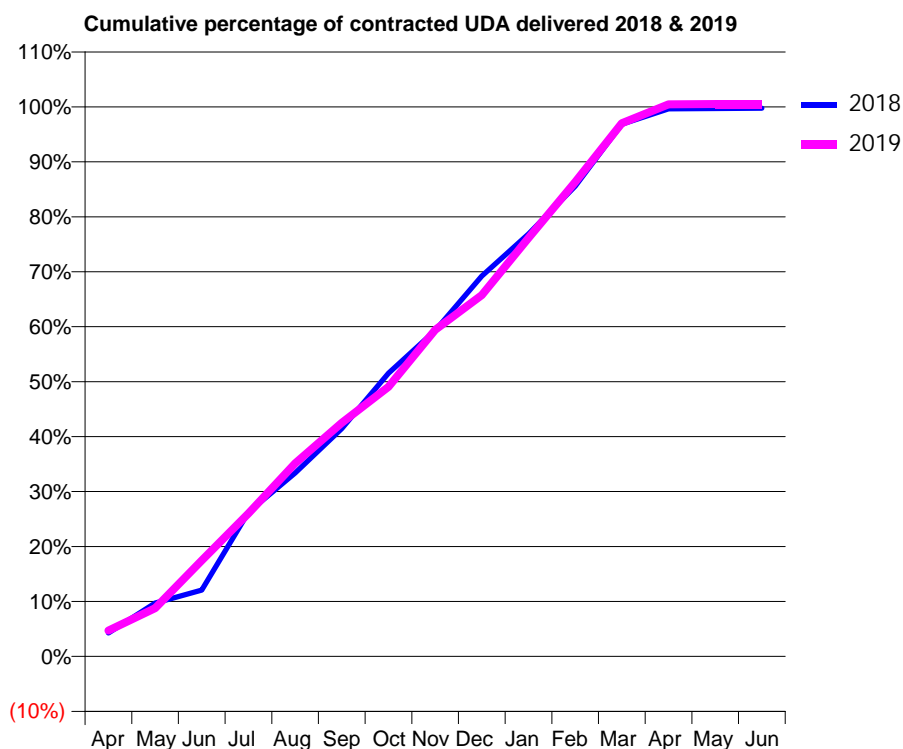
18/19 Contracted general activity (UDA)	15,375
Carry forward general activity (UDA)	40
18/19 Contracted orthodontic activity (UOA)	0
Carry forward orthodontic activity (UOA)	0
Baseline contract value	£382,089.09

ACCESS*

Patients seen in 24 months	Total	Change since previous quarter
Quarter ending March 2018	5,032	
Quarter ending June 2018	5,059	→
Quarter ending September 2018	5,042	→
Quarter ending December 2018	5,024	→
Quarter ending March 2019	5,088	→
Variance since March 2018	1.1%	→



ACTIVITY



Month	Adjusted Scheduled Activity (UDA)	
	2018	2019
April	658	722
May	1,493	1,354
June	1,858	2,686
July	4,037	4,002
August	5,136	5,406
September	6,376	6,536
October	7,922	7,542
November	9,121	9,134
December	10,638	10,108
January	11,819	11,704
February	13,157	13,275
March	14,889	14,913
April	15,322	15,446
May	15,331	15,451
June	15,335	15,452

QUALITY

	Quantity	Base Number	Contract	AT	Region	England
% of FP17s for the same patient ID Re-attending within 3 months - Children	202	2,403	8.4%	9.5%	11.5%	11.8%
% of FP17s for the same patient ID Re-attending within 3 months - Adults	806	5,588	14.4%	14.2%	15.2%	15.7%
% of FP17s for the same patient ID Re-attending between 3 & 9 months - Children	1,598	2,403	66.5%	61.5%	60.2%	58.9%
% of FP17s for the same patient ID Re-attending between 3 & 9 months - Adults	3,532	5,588	63.2%	52.5%	51.8%	50.8%
% of FP17s for Band 1 Urgent Courses	480	8,043	6.0%	7.9%	8.1%	9.1%
% of FP17s Relating to Free Repair or Replacements	73	8,043	0.9%	0.8%	0.8%	0.8%
% of FP17s Relating to Continuations	43	8,043	0.5%	0.9%	0.9%	0.9%
% of Patients satisfied with the dentistry they have received	3	3	N/A	91.8%	92.7%	92.5%
% of Patients satisfied with the time they had to wait for an appointment	2	3	N/A	86.1%	87.4%	87.0%

* This is based on patients treated on this contract for their most recent course of treatment. Figures in italics indicate the base number of FP17s or Patient Questionnaire responses are less than 100. N/A is shown where the base number of responses is less than 10 during the period. % is calculated as Quantity/Base number*100

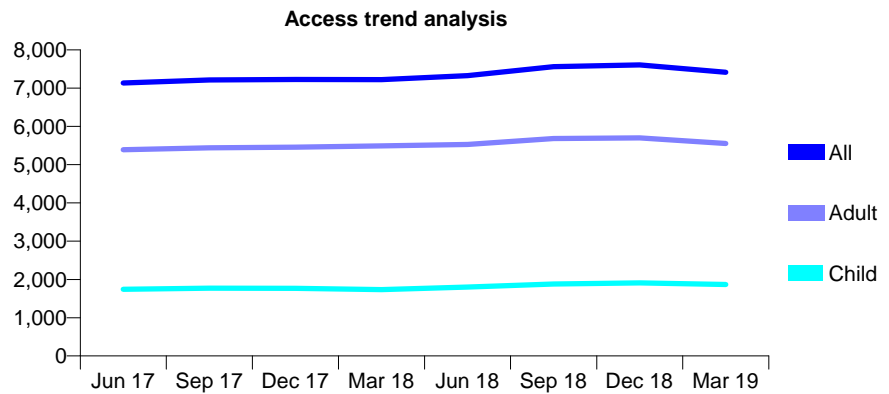
Q59 - Vital Signs At a Glance Contract Report for 153796/0002 - Year end March 2019

Name or company name	Smile Centre (Boston) Ltd
Contract type name	GDS Contract
Purpose of contract	General
Contract start date	01/04/2013
Contract end date	

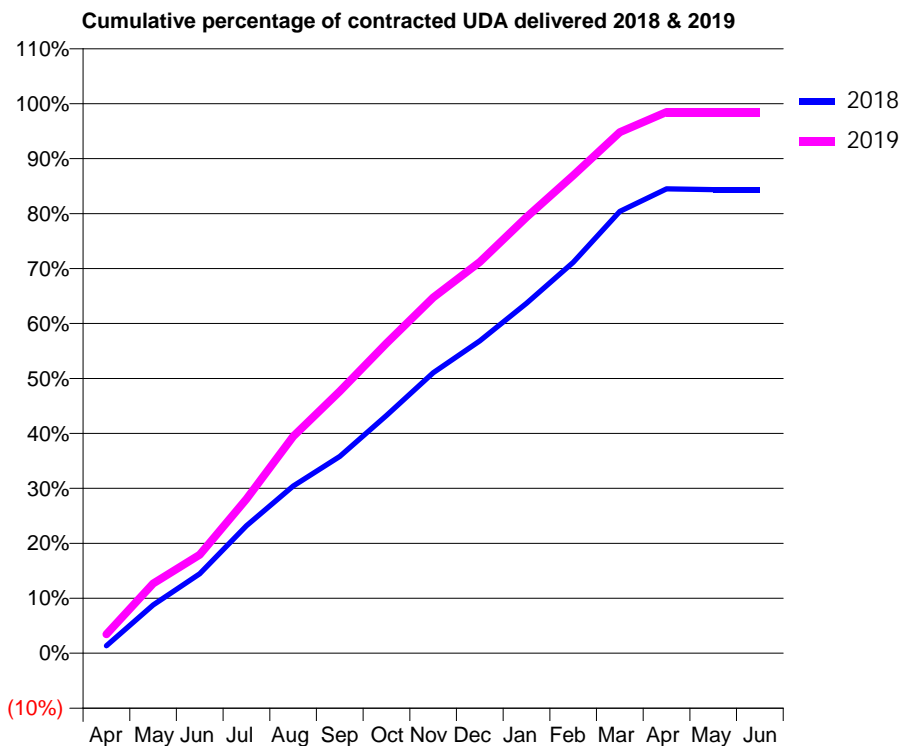
18/19 Contracted general activity (UDA)	23,400
Carry forward general activity (UDA)	0
18/19 Contracted orthodontic activity (UOA)	0
Carry forward orthodontic activity (UOA)	0
Baseline contract value	£636,193.34

ACCESS*

Patients seen in 24 months	Total	Change since previous quarter
Quarter ending March 2018	7,222	
Quarter ending June 2018	7,327	→
Quarter ending September 2018	7,561	↑
Quarter ending December 2018	7,609	→
Quarter ending March 2019	7,417	↓
Variance since March 2018	2.7%	↑



ACTIVITY



Month	Adjusted Scheduled Activity (UDA)	
	2018	2019
April	285	807
May	1,867	2,967
June	3,066	4,195
July	4,918	6,565
August	6,446	9,232
September	7,593	11,158
October	9,172	13,194
November	10,821	15,146
December	12,052	16,657
January	13,503	18,567
February	15,082	20,345
March	17,043	22,181
April	17,918	23,044
May	17,882	23,048
June	17,879	23,043

QUALITY

	Quantity	Base Number	Contract	AT	Region	England
% of FP17s for the same patient ID Re-attending within 3 months - Children	289	2,740	10.5%	9.5%	11.5%	11.8%
% of FP17s for the same patient ID Re-attending within 3 months - Adults	1,147	7,353	15.6%	14.2%	15.2%	15.7%
% of FP17s for the same patient ID Re-attending between 3 & 9 months - Children	1,392	2,740	50.8%	61.5%	60.2%	58.9%
% of FP17s for the same patient ID Re-attending between 3 & 9 months - Adults	2,829	7,353	38.5%	52.5%	51.8%	50.8%
% of FP17s for Band 1 Urgent Courses	2,686	10,160	26.4%	7.9%	8.1%	9.1%
% of FP17s Relating to Free Repair or Replacements	62	10,160	0.6%	0.8%	0.8%	0.8%
% of FP17s Relating to Continuations	16	10,160	0.2%	0.9%	0.9%	0.9%
% of Patients satisfied with the dentistry they have received	12	15	80.0%	91.8%	92.7%	92.5%
% of Patients satisfied with the time they had to wait for an appointment	10	15	66.7%	86.1%	87.4%	87.0%

* This is based on patients treated on this contract for their most recent course of treatment.

Figures in italics indicate the base number of FP17s or Patient Questionnaire responses are less than 100. N/A is shown where the base number of responses is less than 10 during the period. % is calculated as Quantity/Base number*100

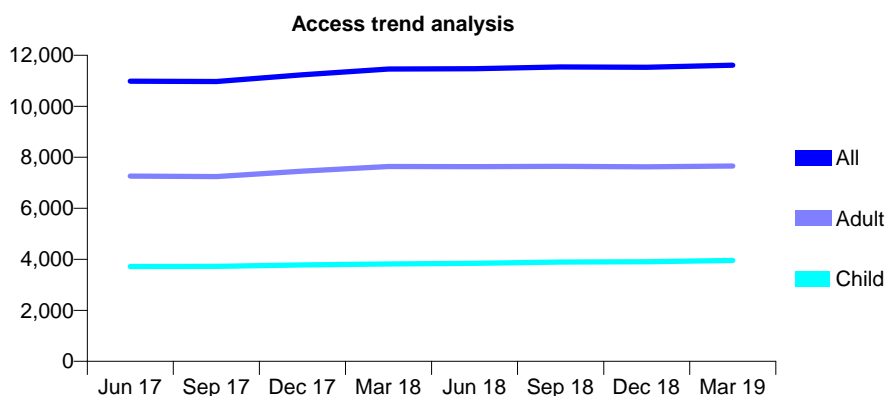
Q59 - Vital Signs At a Glance Contract Report for 153931/0001 - Year end March 2019

Name or company name	Wong, Wallbuton, Eastwood, Ashraf & But
Contract type name	GDS Contract
Purpose of contract	General and Orthodontic
Contract start date	01/04/2006
Contract end date	

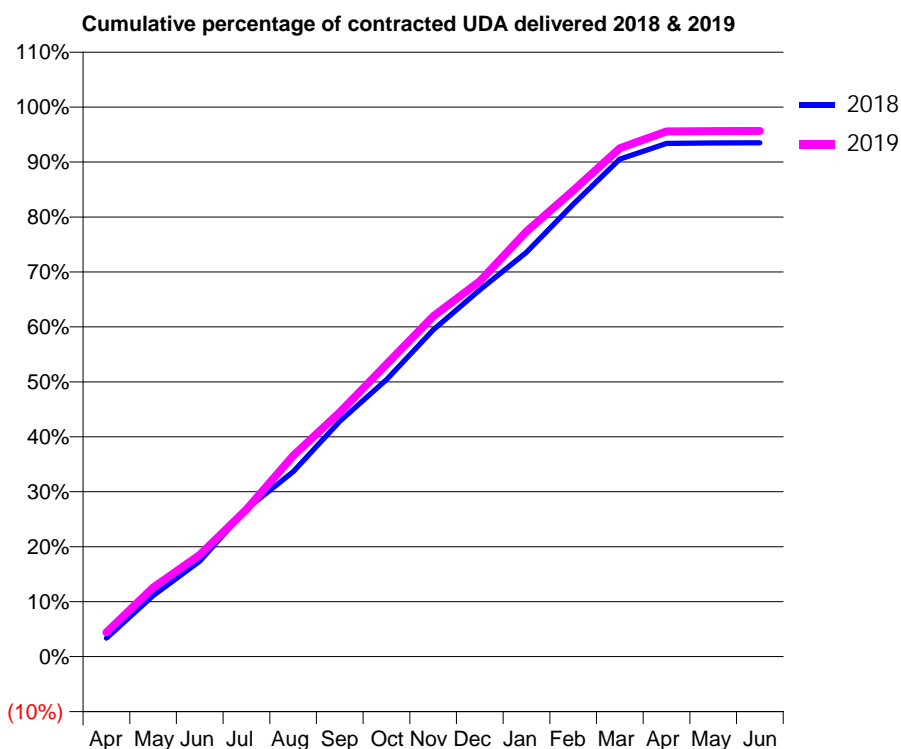
18/19 Contracted general activity (UDA)	28,600
Carry forward general activity (UDA)	0
18/19 Contracted orthodontic activity (UOA)	536
Carry forward orthodontic activity (UOA)	0
Baseline contract value	£684,907.68

ACCESS*

Patients seen in 24 months	Total	Change since previous quarter
Quarter ending March 2018	11,459	
Quarter ending June 2018	11,477	→
Quarter ending September 2018	11,542	→
Quarter ending December 2018	11,529	→
Quarter ending March 2019	11,608	→
Variance since March 2018	1.3%	→



ACTIVITY



Month	Adjusted Scheduled Activity (UDA)	
	2018	2019
April	1,043	1,259
May	3,452	3,595
June	5,391	5,293
July	8,330	7,661
August	10,431	10,453
September	13,276	12,718
October	15,622	15,207
November	18,433	17,707
December	20,684	19,536
January	22,803	22,120
February	25,525	24,257
March	28,065	26,455
April	28,949	27,331
May	28,976	27,345
June	28,979	27,354

QUALITY

	Quantity	Base Number	Contract	AT	Region	England
% of FP17s for the same patient ID Re-attending within 3 months - Children	437	6,466	6.8%	9.5%	11.5%	11.8%
% of FP17s for the same patient ID Re-attending within 3 months - Adults	1,267	11,735	10.8%	14.2%	15.2%	15.7%
% of FP17s for the same patient ID Re-attending between 3 & 9 months - Children	4,507	6,466	69.7%	61.5%	60.2%	58.9%
% of FP17s for the same patient ID Re-attending between 3 & 9 months - Adults	7,351	11,735	62.6%	52.5%	51.8%	50.8%
% of FP17s for Band 1 Urgent Courses	775	16,054	4.8%	7.9%	8.1%	9.1%
% of FP17s Relating to Free Repair or Replacements	181	16,054	1.1%	0.8%	0.8%	0.8%
% of FP17s Relating to Continuations	109	16,054	0.7%	0.9%	0.9%	0.9%
% of Patients satisfied with the dentistry they have received	9	9	N/A	91.8%	92.7%	92.5%
% of Patients satisfied with the time they had to wait for an appointment	7	9	N/A	86.1%	87.4%	87.0%

* This is based on patients treated on this contract for their most recent course of treatment. Figures in italics indicate the base number of FP17s or Patient Questionnaire responses are less than 100. N/A is shown where the base number of responses is less than 10 during the period. % is calculated as Quantity/Base number*100

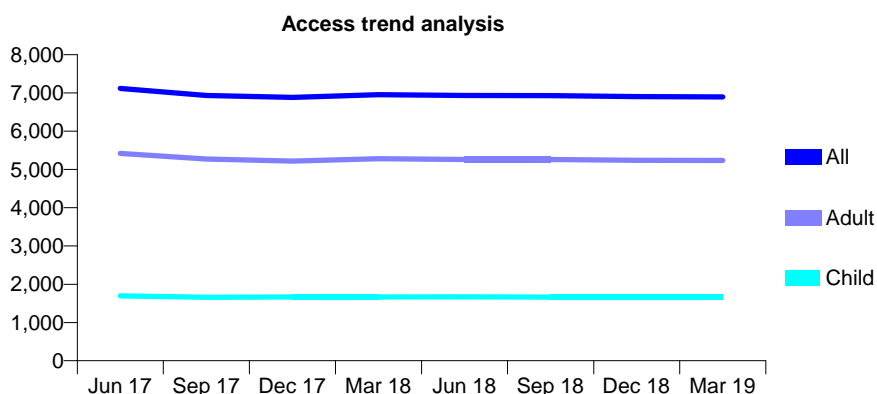
Q59 - Vital Signs At a Glance Contract Report for 156132/0001 - Year end March 2019

Name or company name	S Lidder & S Chahal T/A Lutterworth DP
Contract type name	GDS Contract
Purpose of contract	General
Contract start date	01/08/2013
Contract end date	

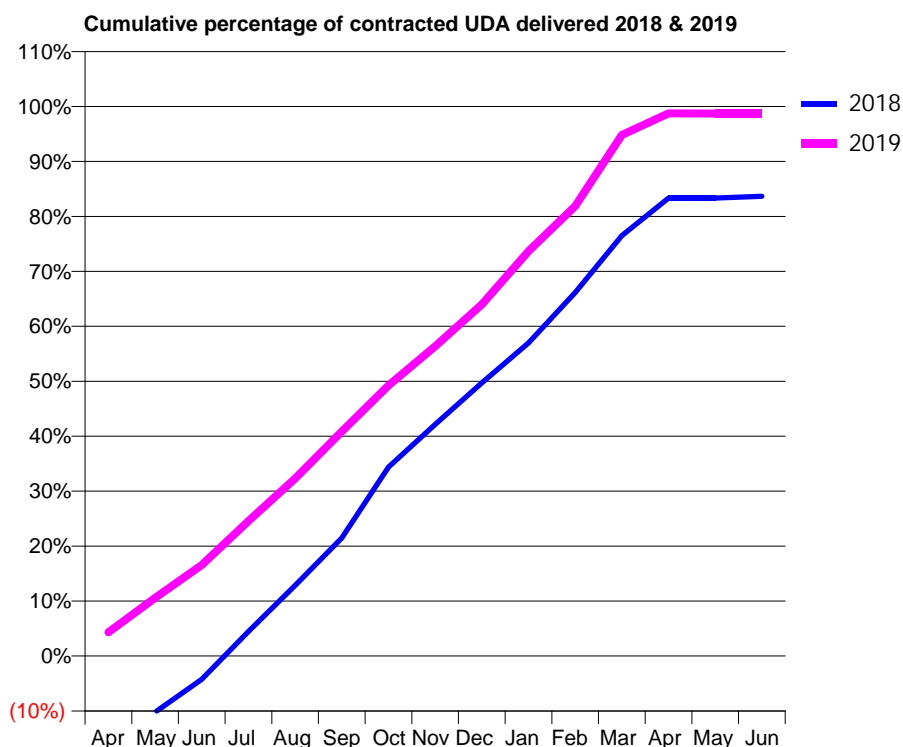
18/19 Contracted general activity (UDA)	14,326
Carry forward general activity (UDA)	0
18/19 Contracted orthodontic activity (UOA)	0
Carry forward orthodontic activity (UOA)	0
Baseline contract value	£328,807.91

ACCESS*

Patients seen in 24 months	Total	Change since previous quarter
Quarter ending March 2018	6,951	
Quarter ending June 2018	6,933	→
Quarter ending September 2018	6,929	→
Quarter ending December 2018	6,904	→
Quarter ending March 2019	6,895	→
Variance since March 2018	(0.8%)	→



ACTIVITY



Month	Adjusted Scheduled Activity (UDA)	
	2018	2019
April	-2,914	622
May	-1,466	1,517
June	-611	2,373
July	641	3,520
August	1,845	4,630
September	3,079	5,852
October	4,923	7,052
November	6,039	8,075
December	7,123	9,164
January	8,162	10,554
February	9,478	11,729
March	10,956	13,582
April	11,940	14,145
May	11,936	14,141
June	11,986	14,142

QUALITY

	Quantity	Base Number	Contract	AT	Region	England
% of FP17s for the same patient ID Re-attending within 3 months - Children	174	2,480	7.0%	9.5%	11.5%	11.8%
% of FP17s for the same patient ID Re-attending within 3 months - Adults	903	6,574	13.7%	14.2%	15.2%	15.7%
% of FP17s for the same patient ID Re-attending between 3 & 9 months - Children	1,559	2,480	62.9%	61.5%	60.2%	58.9%
% of FP17s for the same patient ID Re-attending between 3 & 9 months - Adults	3,095	6,574	47.1%	52.5%	51.8%	50.8%
% of FP17s for Band 1 Urgent Courses	513	8,113	6.3%	7.9%	8.1%	9.1%
% of FP17s Relating to Free Repair or Replacements	35	8,113	0.4%	0.8%	0.8%	0.8%
% of FP17s Relating to Continuations	16	8,113	0.2%	0.9%	0.9%	0.9%
% of Patients satisfied with the dentistry they have received	5	5	N/A	91.8%	92.7%	92.5%
% of Patients satisfied with the time they had to wait for an appointment	5	5	N/A	86.1%	87.4%	87.0%

* This is based on patients treated on this contract for their most recent course of treatment. Figures in italics indicate the base number of FP17s or Patient Questionnaire responses are less than 100. N/A is shown where the base number of responses is less than 10 during the period. % is calculated as Quantity/Base number*100

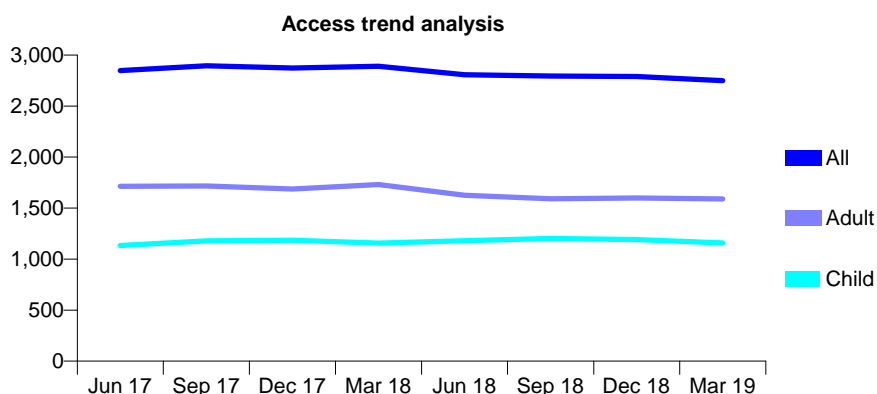
Q59 - Vital Signs At a Glance Contract Report for 157813/0001 - Year end March 2019

Name or company name	H.S. Virdee (Home Farm) Ltd.
Contract type name	GDS Contract
Purpose of contract	General and Orthodontic
Contract start date	01/09/2009
Contract end date	

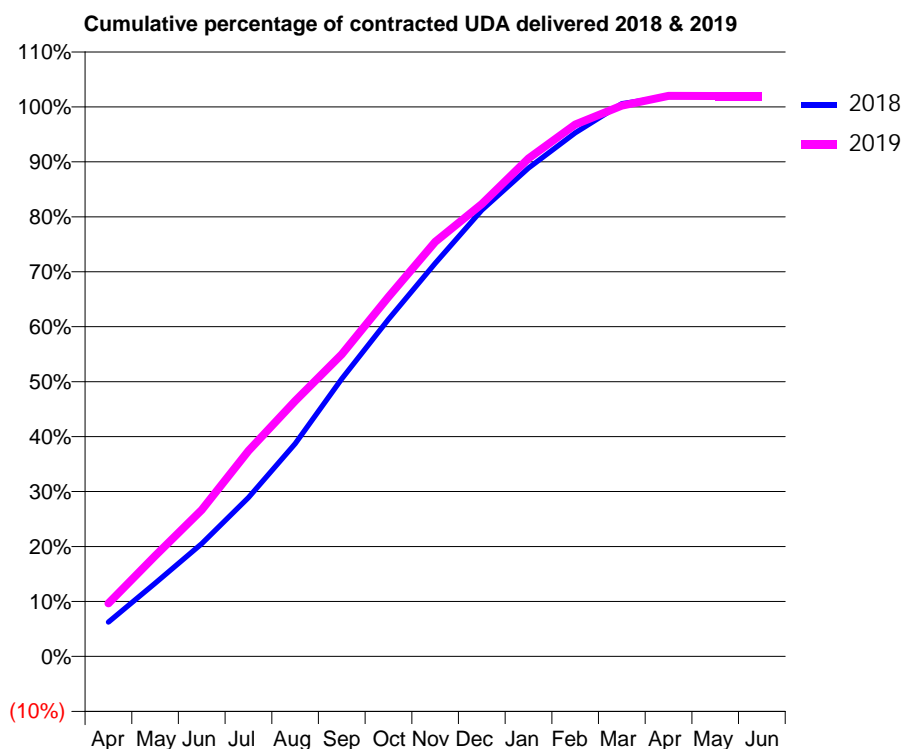
18/19 Contracted general activity (UDA)	8,251
Carry forward general activity (UDA)	-159
18/19 Contracted orthodontic activity (UOA)	125
Carry forward orthodontic activity (UOA)	0
Baseline contract value	£222,298.06

ACCESS*

Patients seen in 24 months	Total	Change since previous quarter
Quarter ending March 2018	2,890	
Quarter ending June 2018	2,807	↓
Quarter ending September 2018	2,794	→
Quarter ending December 2018	2,790	→
Quarter ending March 2019	2,749	↓
Variance since March 2018	(4.9%)	↓



ACTIVITY



Month	2018	2019
April	515	799
May	1,101	1,512
June	1,693	2,199
July	2,387	3,086
August	3,195	3,838
September	4,168	4,536
October	5,060	5,396
November	5,904	6,224
December	6,701	6,793
January	7,330	7,476
February	7,861	7,986
March	8,298	8,269
April	8,407	8,417
May	8,410	8,412
June	8,410	8,415

QUALITY

	Quantity	Base Number	Contract	AT	Region	England
% of FP17s for the same patient ID Re-attending within 3 months - Children	96	1,403	6.8%	9.5%	11.5%	11.8%
% of FP17s for the same patient ID Re-attending within 3 months - Adults	243	1,801	13.5%	14.2%	15.2%	15.7%
% of FP17s for the same patient ID Re-attending between 3 & 9 months - Children	711	1,403	50.7%	61.5%	60.2%	58.9%
% of FP17s for the same patient ID Re-attending between 3 & 9 months - Adults	855	1,801	47.5%	52.5%	51.8%	50.8%
% of FP17s for Band 1 Urgent Courses	150	3,196	4.7%	7.9%	8.1%	9.1%
% of FP17s Relating to Free Repair or Replacements	12	3,196	0.4%	0.8%	0.8%	0.8%
% of FP17s Relating to Continuations	42	3,196	1.3%	0.9%	0.9%	0.9%
% of Patients satisfied with the dentistry they have received	3	3	N/A	91.8%	92.7%	92.5%
% of Patients satisfied with the time they had to wait for an appointment	3	3	N/A	86.1%	87.4%	87.0%

* This is based on patients treated on this contract for their most recent course of treatment. Figures in italics indicate the base number of FP17s or Patient Questionnaire responses are less than 100. N/A is shown where the base number of responses is less than 10 during the period. % is calculated as Quantity/Base number*100

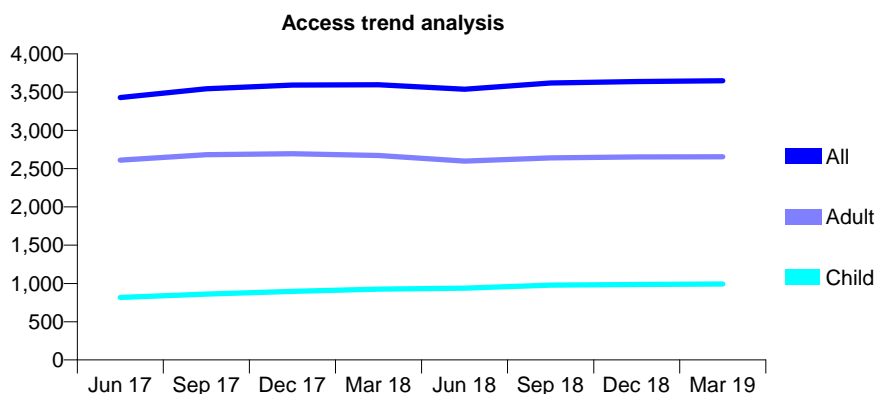
Q59 - Vital Signs At a Glance Contract Report for 159212/0001 - Year end March 2019

Name or company name	J Ahmad, M Hallen, A Persson & A Alfreds
Contract type name	GDS Contract
Purpose of contract	General
Contract start date	05/10/2009
Contract end date	

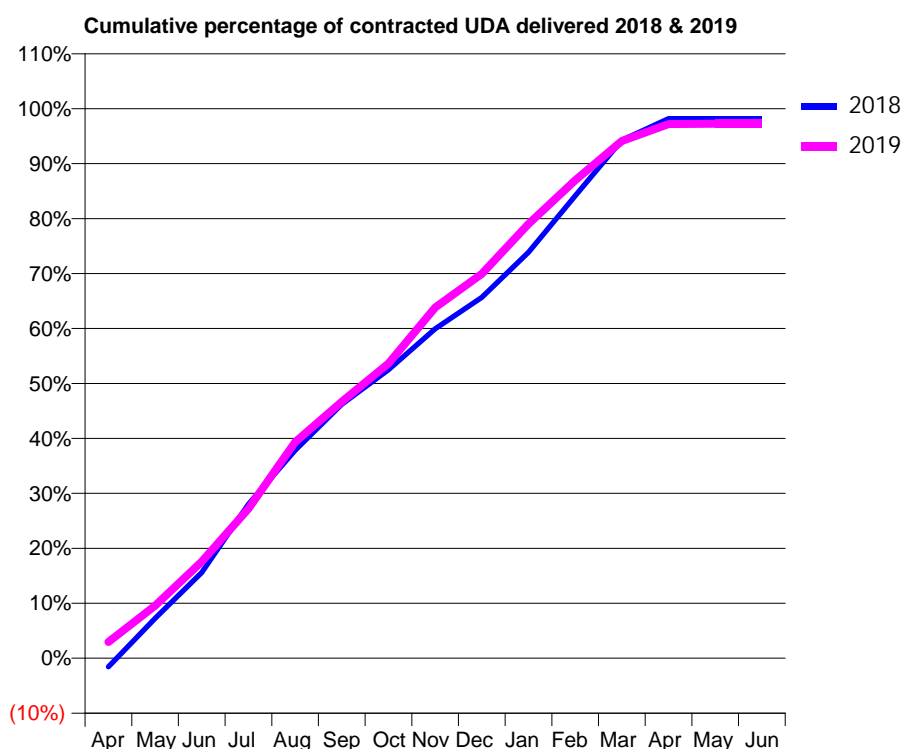
18/19 Contracted general activity (UDA)	9,188
Carry forward general activity (UDA)	167
18/19 Contracted orthodontic activity (UOA)	0
Carry forward orthodontic activity (UOA)	0
Baseline contract value	£236,732.45

ACCESS*

Patients seen in 24 months	Total	Change since previous quarter
Quarter ending March 2018	3,596	
Quarter ending June 2018	3,538	↓
Quarter ending September 2018	3,620	↑
Quarter ending December 2018	3,639	→
Quarter ending March 2019	3,648	→
Variance since March 2018	1.4%	→



ACTIVITY



Month	2018	2019
April	-146	271
May	668	880
June	1,432	1,616
July	2,576	2,500
August	3,477	3,613
September	4,245	4,290
October	4,823	4,926
November	5,509	5,864
December	6,032	6,424
January	6,789	7,260
February	7,732	7,992
March	8,661	8,648
April	9,021	8,931
May	9,021	8,934
June	9,021	8,934

QUALITY

	Quantity	Base Number	Contract	AT	Region	England
% of FP17s for the same patient ID Re-attending within 3 months - Children	75	1,307	5.7%	9.5%	11.5%	11.8%
% of FP17s for the same patient ID Re-attending within 3 months - Adults	347	3,437	10.1%	14.2%	15.2%	15.7%
% of FP17s for the same patient ID Re-attending between 3 & 9 months - Children	774	1,307	59.2%	61.5%	60.2%	58.9%
% of FP17s for the same patient ID Re-attending between 3 & 9 months - Adults	2,030	3,437	59.1%	52.5%	51.8%	50.8%
% of FP17s for Band 1 Urgent Courses	172	4,718	3.6%	7.9%	8.1%	9.1%
% of FP17s Relating to Free Repair or Replacements	37	4,718	0.8%	0.8%	0.8%	0.8%
% of FP17s Relating to Continuations	41	4,718	0.9%	0.9%	0.9%	0.9%
% of Patients satisfied with the dentistry they have received	10	10	100.0%	91.8%	92.7%	92.5%
% of Patients satisfied with the time they had to wait for an appointment	10	10	100.0%	86.1%	87.4%	87.0%

* This is based on patients treated on this contract for their most recent course of treatment.

Figures in italics indicate the base number of FP17s or Patient Questionnaire responses are less than 100. N/A is shown where the base number of responses is less than 10 during the period. % is calculated as Quantity/Base number*100

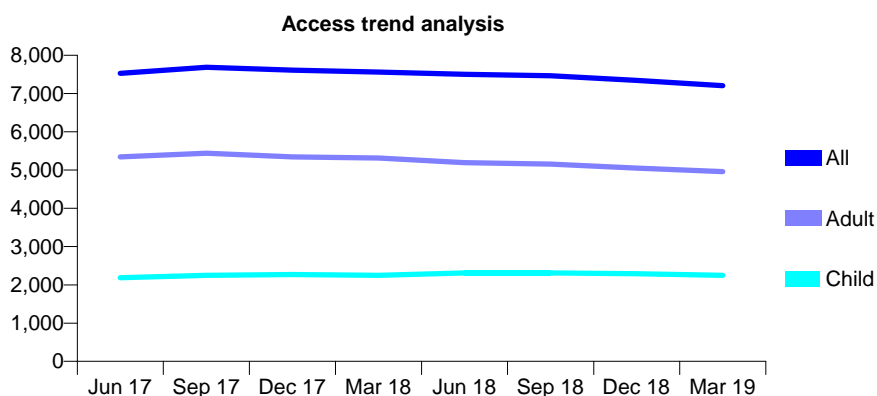
Q59 - Vital Signs At a Glance Contract Report for 160652/0001 - Year end March 2019

Name or company name	Carillon Dental Care Limited
Contract type name	Pilot Contract
Purpose of contract	General
Contract start date	01/05/2014
Contract end date	

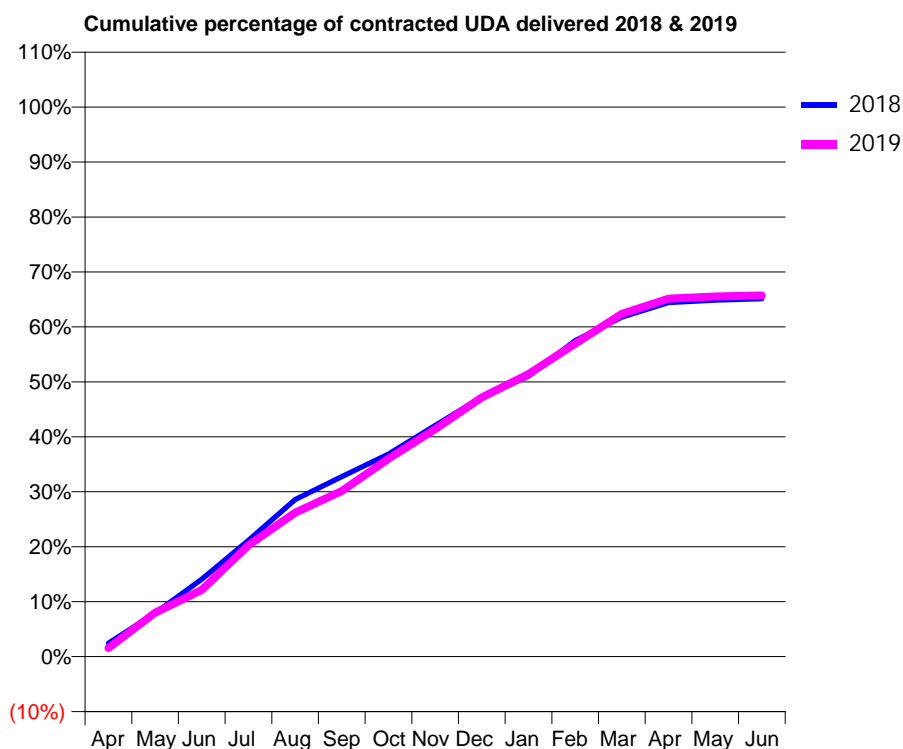
18/19 Contracted general activity (UDA)	21,417
Carry forward general activity (UDA)	0
18/19 Contracted orthodontic activity (UOA)	0
Carry forward orthodontic activity (UOA)	0
Baseline contract value	£564,216.14

ACCESS*

Patients seen in 24 months	Total	Change since previous quarter
Quarter ending March 2018	7,558	
Quarter ending June 2018	7,505	→
Quarter ending September 2018	7,464	→
Quarter ending December 2018	7,344	↓
Quarter ending March 2019	7,203	↓
Variance since March 2018	(4.7%)	↓



ACTIVITY



Month	Adjusted Scheduled Activity (UDA)	
	2018	2019
April	520	338
May	1,703	1,715
June	3,018	2,598
July	4,537	4,339
August	6,122	5,613
September	7,015	6,454
October	7,894	7,713
November	9,011	8,866
December	10,112	10,100
January	10,931	11,010
February	12,316	12,193
March	13,230	13,358
April	13,800	13,948
May	13,896	14,036
June	13,947	14,069

QUALITY

	Quantity	Base Number	Contract	AT	Region	England
% of FP17s for the same patient ID Re-attending within 3 months - Children	163	2,360	6.9%	9.5%	11.5%	11.8%
% of FP17s for the same patient ID Re-attending within 3 months - Adults	608	4,542	13.4%	14.2%	15.2%	15.7%
% of FP17s for the same patient ID Re-attending between 3 & 9 months - Children	682	2,360	28.9%	61.5%	60.2%	58.9%
% of FP17s for the same patient ID Re-attending between 3 & 9 months - Adults	974	4,542	21.4%	52.5%	51.8%	50.8%
% of FP17s for Band 1 Urgent Courses	502	6,495	7.7%	7.9%	8.1%	9.1%
% of FP17s Relating to Free Repair or Replacements	55	6,495	0.8%	0.8%	0.8%	0.8%
% of FP17s Relating to Continuations	38	6,495	0.6%	0.9%	0.9%	0.9%
% of Patients satisfied with the dentistry they have received	2	2	N/A	91.8%	92.7%	92.5%
% of Patients satisfied with the time they had to wait for an appointment	1	2	N/A	86.1%	87.4%	87.0%

* This is based on patients treated on this contract for their most recent course of treatment. Figures in italics indicate the base number of FP17s or Patient Questionnaire responses are less than 100. N/A is shown where the base number of responses is less than 10 during the period. % is calculated as Quantity/Base number*100

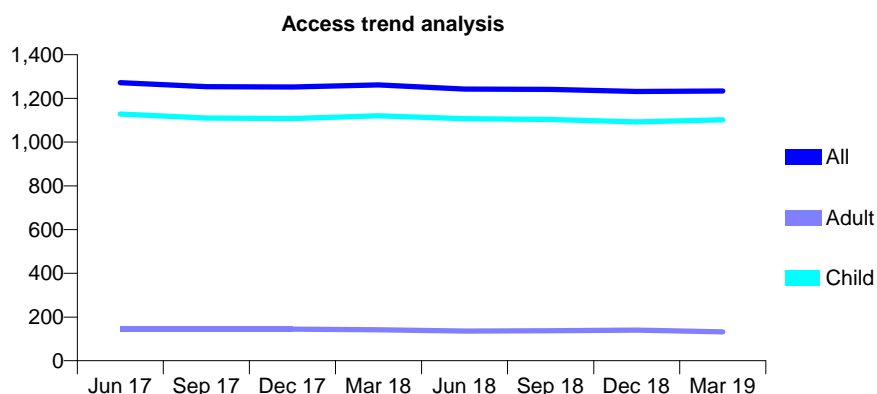
Q59 - Vital Signs At a Glance Contract Report for 161047/0001 - Year end March 2019

Name or company name	Mr M Koria & Mrs S Moncur
Contract type name	GDS Contract
Purpose of contract	General
Contract start date	01/05/2012
Contract end date	

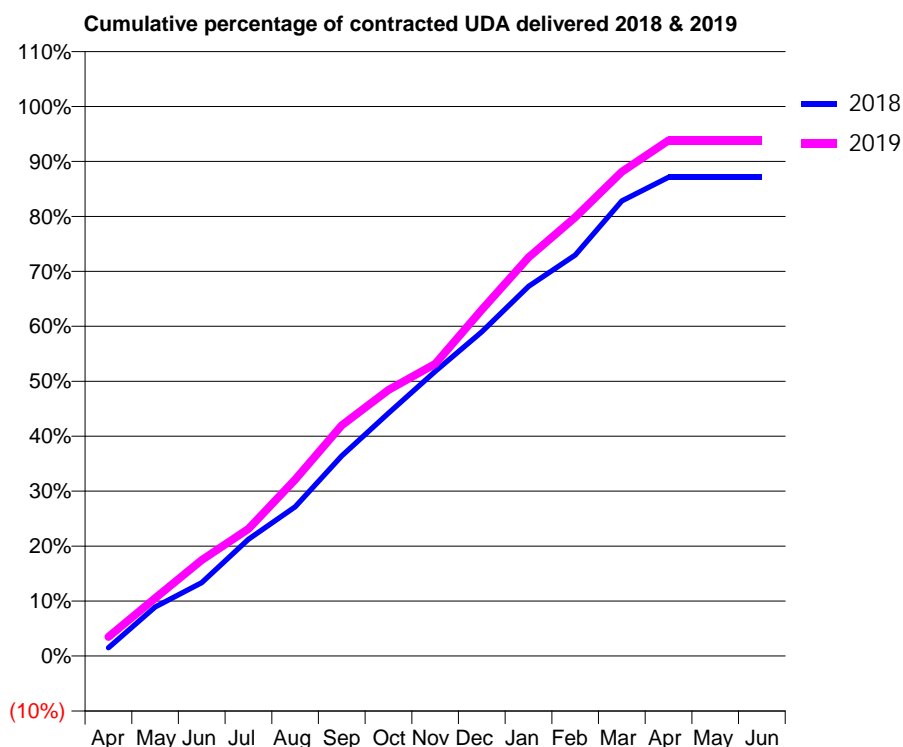
18/19 Contracted general activity (UDA)	2,950
Carry forward general activity (UDA)	0
18/19 Contracted orthodontic activity (UOA)	0
Carry forward orthodontic activity (UOA)	0
Baseline contract value	£69,898.13

ACCESS*

Patients seen in 24 months	Total	Change since previous quarter
Quarter ending March 2018	1,262	
Quarter ending June 2018	1,243	↓
Quarter ending September 2018	1,241	→
Quarter ending December 2018	1,232	→
Quarter ending March 2019	1,234	→
Variance since March 2018	(2.2%)	↓



ACTIVITY



Month	Adjusted Scheduled Activity (UDA)	
	2018	2019
April	45	103
May	264	310
June	394	515
July	627	683
August	801	947
September	1,074	1,238
October	1,304	1,429
November	1,528	1,568
December	1,740	1,859
January	1,984	2,139
February	2,153	2,355
March	2,443	2,599
April	2,570	2,768
May	2,570	2,768
June	2,570	2,768

QUALITY

	Quantity	Base Number	Contract	AT	Region	England
% of FP17s for the same patient ID Re-attending within 3 months - Children	110	1,827	6.0%	9.5%	11.5%	11.8%
% of FP17s for the same patient ID Re-attending within 3 months - Adults	5	65	7.7%	14.2%	15.2%	15.7%
% of FP17s for the same patient ID Re-attending between 3 & 9 months - Children	1,301	1,827	71.2%	61.5%	60.2%	58.9%
% of FP17s for the same patient ID Re-attending between 3 & 9 months - Adults	40	65	61.5%	52.5%	51.8%	50.8%
% of FP17s for Band 1 Urgent Courses	84	1,916	4.4%	7.9%	8.1%	9.1%
% of FP17s Relating to Free Repair or Replacements	0	1,916	0.0%	0.8%	0.8%	0.8%
% of FP17s Relating to Continuations	17	1,916	0.9%	0.9%	0.9%	0.9%
% of Patients satisfied with the dentistry they have received	0	0	N/A	91.8%	92.7%	92.5%
% of Patients satisfied with the time they had to wait for an appointment	0	0	N/A	86.1%	87.4%	87.0%

* This is based on patients treated on this contract for their most recent course of treatment. Figures in italics indicate the base number of FP17s or Patient Questionnaire responses are less than 100. N/A is shown where the base number of responses is less than 10 during the period. % is calculated as Quantity/Base number*100

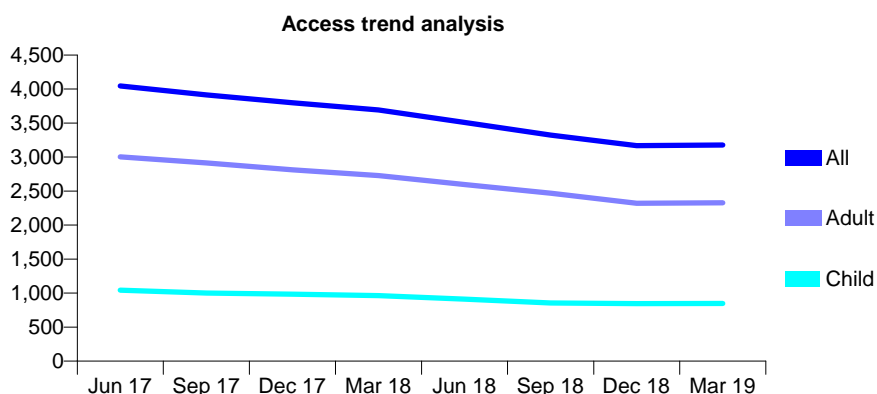
Q59 - Vital Signs At a Glance Contract Report for 161489/0001 - Year end March 2019

Name or company name	Olive Tree Dental Practice Limited
Contract type name	GDS Contract
Purpose of contract	General
Contract start date	14/02/2012
Contract end date	

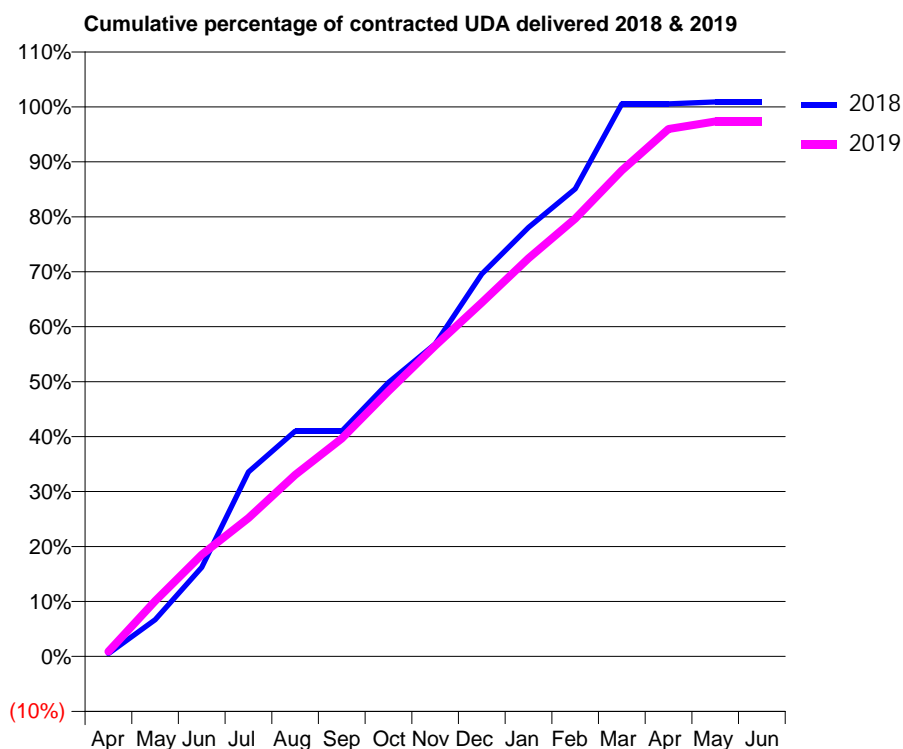
18/19 Contracted general activity (UDA)	11,510
Carry forward general activity (UDA)	-103
18/19 Contracted orthodontic activity (UOA)	0
Carry forward orthodontic activity (UOA)	0
Baseline contract value	£245,496.88

ACCESS*

Patients seen in 24 months	Total	Change since previous quarter
Quarter ending March 2018	3,693	
Quarter ending June 2018	3,508	↓
Quarter ending September 2018	3,325	↓
Quarter ending December 2018	3,167	↓
Quarter ending March 2019	3,178	→
Variance since March 2018	(13.9%)	↓



ACTIVITY



Month	Adjusted Scheduled Activity (UDA)	
	2018	2019
April	61	103
May	769	1,163
June	1,866	2,129
July	3,864	2,898
August	4,720	3,803
September	4,720	4,565
October	5,739	5,558
November	6,547	6,510
December	8,010	7,410
January	8,983	8,338
February	9,791	9,167
March	11,574	10,178
April	11,574	11,044
May	11,613	11,203
June	11,613	11,203

QUALITY

	Quantity	Base Number	Contract	AT	Region	England
% of FP17s for the same patient ID Re-attending within 3 months - Children	79	1,322	6.0%	9.5%	11.5%	11.8%
% of FP17s for the same patient ID Re-attending within 3 months - Adults	509	3,840	13.3%	14.2%	15.2%	15.7%
% of FP17s for the same patient ID Re-attending between 3 & 9 months - Children	944	1,322	71.4%	61.5%	60.2%	58.9%
% of FP17s for the same patient ID Re-attending between 3 & 9 months - Adults	2,676	3,840	69.7%	52.5%	51.8%	50.8%
% of FP17s for Band 1 Urgent Courses	242	5,649	4.3%	7.9%	8.1%	9.1%
% of FP17s Relating to Free Repair or Replacements	147	5,649	2.6%	0.8%	0.8%	0.8%
% of FP17s Relating to Continuations	75	5,649	1.3%	0.9%	0.9%	0.9%
% of Patients satisfied with the dentistry they have received	0	0	N/A	91.8%	92.7%	92.5%
% of Patients satisfied with the time they had to wait for an appointment	0	0	N/A	86.1%	87.4%	87.0%

* This is based on patients treated on this contract for their most recent course of treatment.

Figures in italics indicate the base number of FP17s or Patient Questionnaire responses are less than 100. N/A is shown where the base number of responses is less than 10 during the period. % is calculated as Quantity/Base number*100

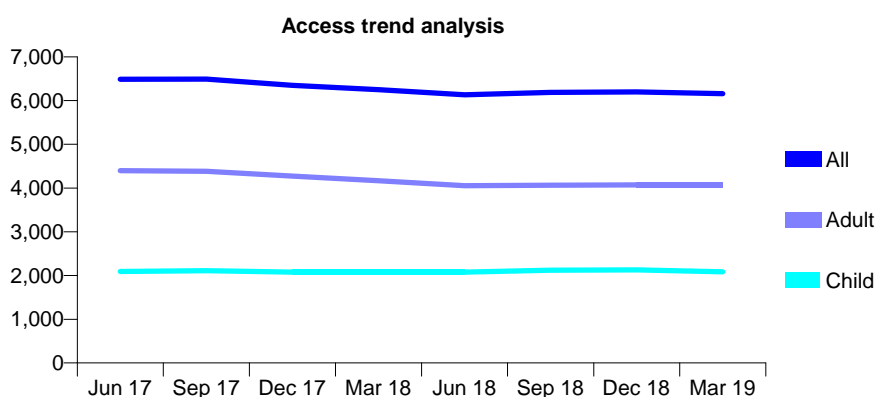
Q59 - Vital Signs At a Glance Contract Report for 162078/0001 - Year end March 2019

Name or company name	Dr Hindocha Ltd.
Contract type name	GDS Contract
Purpose of contract	General
Contract start date	01/05/2007
Contract end date	

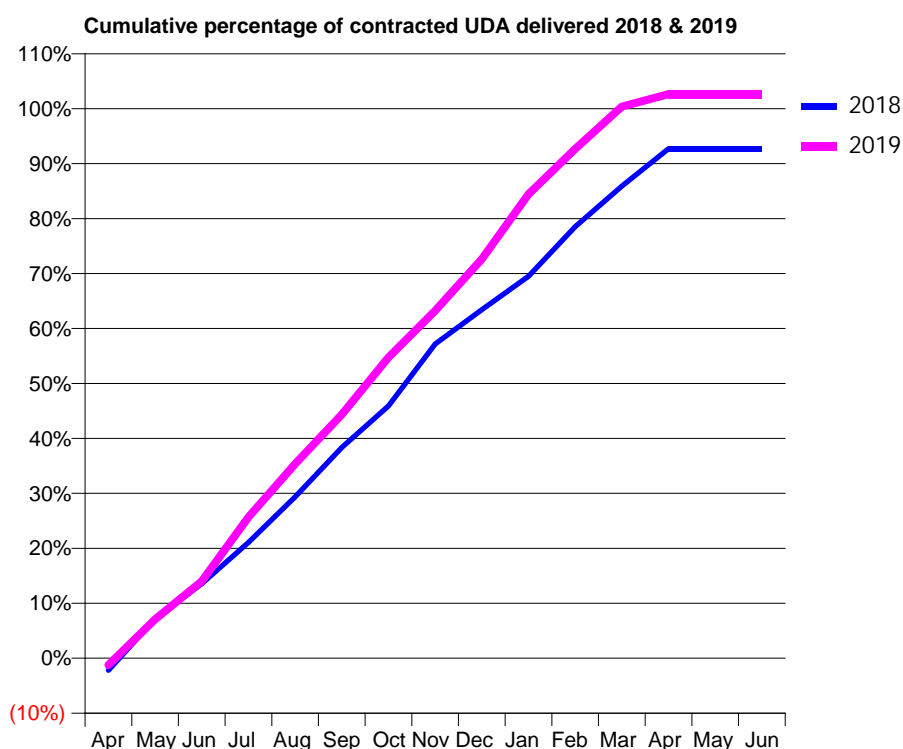
18/19 Contracted general activity (UDA)	15,789
Carry forward general activity (UDA)	1,150
18/19 Contracted orthodontic activity (UOA)	0
Carry forward orthodontic activity (UOA)	0
Baseline contract value	£417,851.27

ACCESS*

Patients seen in 24 months	Total	Change since previous quarter
Quarter ending March 2018	6,248	
Quarter ending June 2018	6,131	↓
Quarter ending September 2018	6,187	→
Quarter ending December 2018	6,200	→
Quarter ending March 2019	6,156	→
Variance since March 2018	(1.5%)	↓



ACTIVITY



Month	2018	2019
April	-350	-199
May	1,131	1,121
June	2,140	2,210
July	3,327	4,053
August	4,639	5,583
September	6,053	7,000
October	7,252	8,641
November	9,030	9,982
December	10,015	11,468
January	10,970	13,333
February	12,398	14,633
March	13,563	15,850
April	14,638	16,205
May	14,639	16,205
June	14,639	16,205

QUALITY

	Quantity	Base Number	Contract	AT	Region	England
% of FP17s for the same patient ID Re-attending within 3 months - Children	210	2,646	7.9%	9.5%	11.5%	11.8%
% of FP17s for the same patient ID Re-attending within 3 months - Adults	949	4,984	19.0%	14.2%	15.2%	15.7%
% of FP17s for the same patient ID Re-attending between 3 & 9 months - Children	1,127	2,646	42.6%	61.5%	60.2%	58.9%
% of FP17s for the same patient ID Re-attending between 3 & 9 months - Adults	1,675	4,984	33.6%	52.5%	51.8%	50.8%
% of FP17s for Band 1 Urgent Courses	1,092	7,271	15.0%	7.9%	8.1%	9.1%
% of FP17s Relating to Free Repair or Replacements	86	7,271	1.2%	0.8%	0.8%	0.8%
% of FP17s Relating to Continuations	91	7,271	1.3%	0.9%	0.9%	0.9%
% of Patients satisfied with the dentistry they have received	2	2	N/A	91.8%	92.7%	92.5%
% of Patients satisfied with the time they had to wait for an appointment	2	2	N/A	86.1%	87.4%	87.0%

* This is based on patients treated on this contract for their most recent course of treatment.

Figures in italics indicate the base number of FP17s or Patient Questionnaire responses are less than 100. N/A is shown where the base number of responses is less than 10 during the period. % is calculated as Quantity/Base number*100

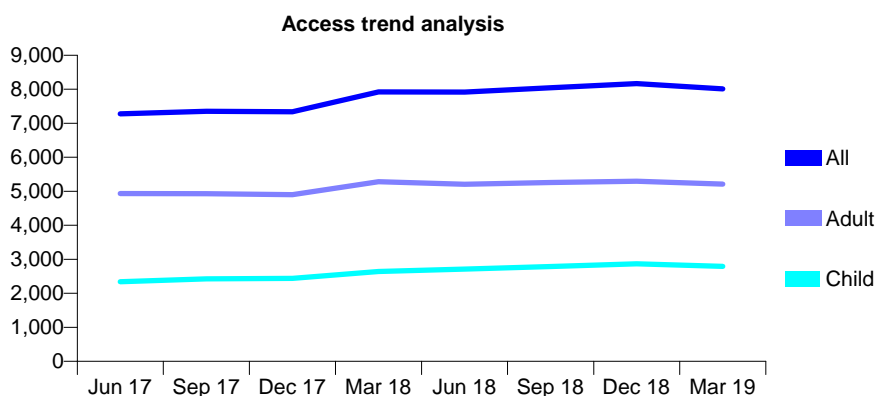
Q59 - Vital Signs At a Glance Contract Report for 162078/0002 - Year end March 2019

Name or company name	Dr Hindocha Ltd.
Contract type name	GDS Contract
Purpose of contract	General
Contract start date	01/05/2007
Contract end date	

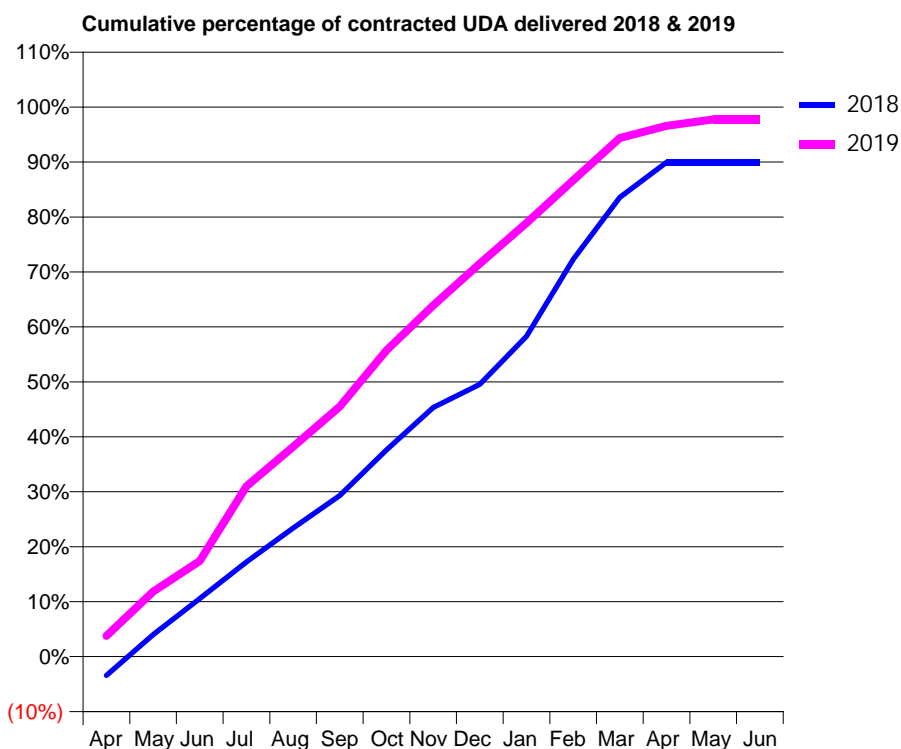
18/19 Contracted general activity (UDA)	23,226
Carry forward general activity (UDA)	3
18/19 Contracted orthodontic activity (UOA)	0
Carry forward orthodontic activity (UOA)	0
Baseline contract value	£607,150.94

ACCESS*

Patients seen in 24 months	Total	Change since previous quarter
Quarter ending March 2018	7,922	
Quarter ending June 2018	7,917	→
Quarter ending September 2018	8,046	→
Quarter ending December 2018	8,165	→
Quarter ending March 2019	8,008	↓
Variance since March 2018	1.1%	→



ACTIVITY



Month	Adjusted Scheduled Activity (UDA)	
	2018	2019
April	-795	874
May	933	2,751
June	2,454	4,044
July	4,001	7,200
August	5,436	8,875
September	6,809	10,569
October	8,734	12,946
November	10,527	14,844
December	11,504	16,609
January	13,534	18,325
February	16,792	20,136
March	19,406	21,917
April	20,891	22,437
May	20,891	22,701
June	20,891	22,701

QUALITY

	Quantity	Base Number	Contract	AT	Region	England
% of FP17s for the same patient ID Re-attending within 3 months - Children	332	3,343	9.9%	9.5%	11.5%	11.8%
% of FP17s for the same patient ID Re-attending within 3 months - Adults	1,260	5,984	21.1%	14.2%	15.2%	15.7%
% of FP17s for the same patient ID Re-attending between 3 & 9 months - Children	1,389	3,343	41.5%	61.5%	60.2%	58.9%
% of FP17s for the same patient ID Re-attending between 3 & 9 months - Adults	2,049	5,984	34.2%	52.5%	51.8%	50.8%
% of FP17s for Band 1 Urgent Courses	1,676	9,094	18.4%	7.9%	8.1%	9.1%
% of FP17s Relating to Free Repair or Replacements	93	9,094	1.0%	0.8%	0.8%	0.8%
% of FP17s Relating to Continuations	155	9,094	1.7%	0.9%	0.9%	0.9%
% of Patients satisfied with the dentistry they have received	4	5	N/A	91.8%	92.7%	92.5%
% of Patients satisfied with the time they had to wait for an appointment	3	5	N/A	86.1%	87.4%	87.0%

* This is based on patients treated on this contract for their most recent course of treatment. Figures in italics indicate the base number of FP17s or Patient Questionnaire responses are less than 100. N/A is shown where the base number of responses is less than 10 during the period. % is calculated as Quantity/Base number*100

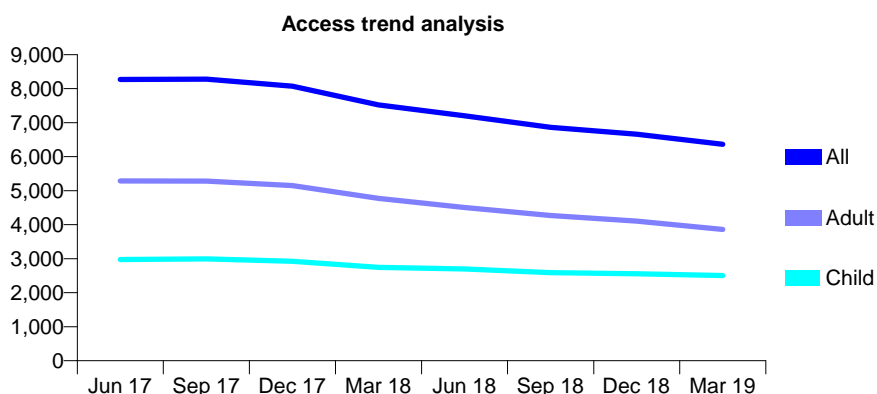
Q59 - Vital Signs At a Glance Contract Report for 162078/0003 - Year end March 2019

Name or company name	Dr Hindocha Ltd.
Contract type name	GDS Contract
Purpose of contract	General
Contract start date	01/05/2007
Contract end date	

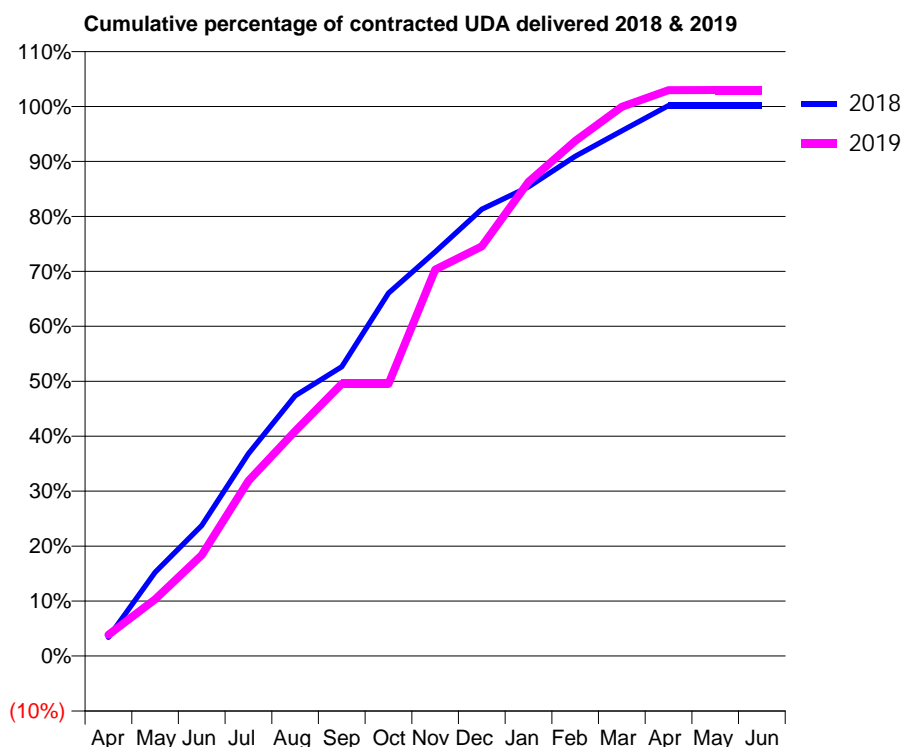
18/19 Contracted general activity (UDA)	17,811
Carry forward general activity (UDA)	-30
18/19 Contracted orthodontic activity (UOA)	0
Carry forward orthodontic activity (UOA)	0
Baseline contract value	£473,418.19

ACCESS*

Patients seen in 24 months	Total	Change since previous quarter
Quarter ending March 2018	7,525	
Quarter ending June 2018	7,201	↓
Quarter ending September 2018	6,865	↓
Quarter ending December 2018	6,662	↓
Quarter ending March 2019	6,368	↓
Variance since March 2018	(15.4%)	↓



ACTIVITY



Month	Adjusted Scheduled Activity (UDA)	
	2018	2019
April	605	689
May	2,718	1,840
June	4,229	3,268
July	6,560	5,678
August	8,438	7,288
September	9,378	8,819
October	11,765	8,819
November	13,100	12,525
December	14,482	13,274
January	15,205	15,366
February	16,196	16,696
March	17,022	17,798
April	17,841	18,336
May	17,841	18,340
June	17,841	18,340

QUALITY

	Quantity	Base Number	Contract	AT	Region	England
% of FP17s for the same patient ID Re-attending within 3 months - Children	254	3,136	8.1%	9.5%	11.5%	11.8%
% of FP17s for the same patient ID Re-attending within 3 months - Adults	1,031	4,689	22.0%	14.2%	15.2%	15.7%
% of FP17s for the same patient ID Re-attending between 3 & 9 months - Children	1,235	3,136	39.4%	61.5%	60.2%	58.9%
% of FP17s for the same patient ID Re-attending between 3 & 9 months - Adults	1,586	4,689	33.8%	52.5%	51.8%	50.8%
% of FP17s for Band 1 Urgent Courses	932	7,676	12.1%	7.9%	8.1%	9.1%
% of FP17s Relating to Free Repair or Replacements	187	7,676	2.4%	0.8%	0.8%	0.8%
% of FP17s Relating to Continuations	45	7,676	0.6%	0.9%	0.9%	0.9%
% of Patients satisfied with the dentistry they have received	0	1	N/A	91.8%	92.7%	92.5%
% of Patients satisfied with the time they had to wait for an appointment	0	1	N/A	86.1%	87.4%	87.0%

* This is based on patients treated on this contract for their most recent course of treatment. Figures in italics indicate the base number of FP17s or Patient Questionnaire responses are less than 100. N/A is shown where the base number of responses is less than 10 during the period. % is calculated as Quantity/Base number*100

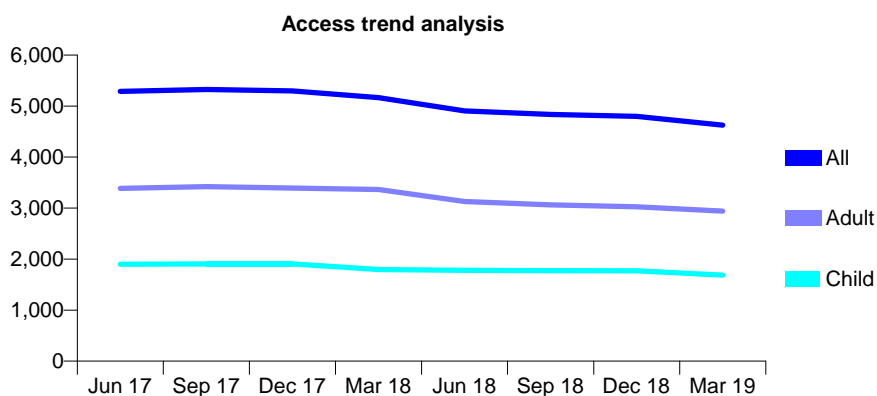
Q59 - Vital Signs At a Glance Contract Report for 162078/0004 - Year end March 2019

Name or company name	Dr Hindocha Ltd.
Contract type name	GDS Contract
Purpose of contract	General
Contract start date	01/05/2007
Contract end date	

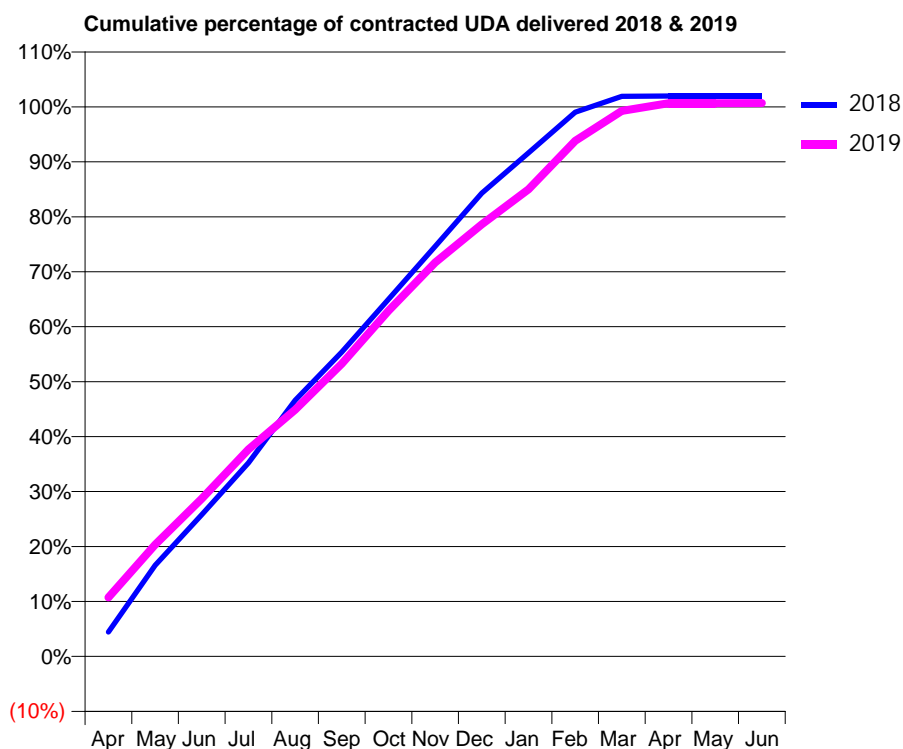
18/19 Contracted general activity (UDA)	11,036
Carry forward general activity (UDA)	-218
18/19 Contracted orthodontic activity (UOA)	0
Carry forward orthodontic activity (UOA)	0
Baseline contract value	£267,006.15

ACCESS*

Patients seen in 24 months	Total	Change since previous quarter
Quarter ending March 2018	5,164	
Quarter ending June 2018	4,906	↓
Quarter ending September 2018	4,836	↓
Quarter ending December 2018	4,798	→
Quarter ending March 2019	4,627	↓
Variance since March 2018	(10.4%)	↓



ACTIVITY



Month	Adjusted Scheduled Activity (UDA)	
	2018	2019
April	492	1,184
May	1,831	2,246
June	2,846	3,166
July	3,886	4,158
August	5,144	4,954
September	6,112	5,877
October	7,172	6,939
November	8,236	7,913
December	9,302	8,677
January	10,113	9,379
February	10,929	10,354
March	11,248	10,956
April	11,251	11,111
May	11,254	11,111
June	11,254	11,114

QUALITY

	Quantity	Base Number	Contract	AT	Region	England
% of FP17s for the same patient ID Re-attending within 3 months - Children	154	1,782	8.6%	9.5%	11.5%	11.8%
% of FP17s for the same patient ID Re-attending within 3 months - Adults	500	3,046	16.4%	14.2%	15.2%	15.7%
% of FP17s for the same patient ID Re-attending between 3 & 9 months - Children	472	1,782	26.5%	61.5%	60.2%	58.9%
% of FP17s for the same patient ID Re-attending between 3 & 9 months - Adults	834	3,046	27.4%	52.5%	51.8%	50.8%
% of FP17s for Band 1 Urgent Courses	673	4,911	13.7%	7.9%	8.1%	9.1%
% of FP17s Relating to Free Repair or Replacements	83	4,911	1.7%	0.8%	0.8%	0.8%
% of FP17s Relating to Continuations	107	4,911	2.2%	0.9%	0.9%	0.9%
% of Patients satisfied with the dentistry they have received	1	1	N/A	91.8%	92.7%	92.5%
% of Patients satisfied with the time they had to wait for an appointment	1	1	N/A	86.1%	87.4%	87.0%

* This is based on patients treated on this contract for their most recent course of treatment. Figures in italics indicate the base number of FP17s or Patient Questionnaire responses are less than 100. N/A is shown where the base number of responses is less than 10 during the period. % is calculated as Quantity/Base number*100

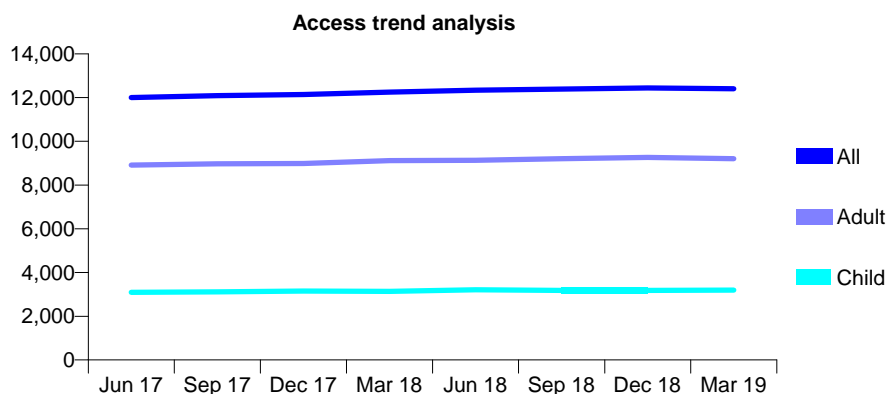
Q59 - Vital Signs At a Glance Contract Report for 164275/0001 - Year end March 2019

Name or company name	Patel and Hanji
Contract type name	GDS Contract
Purpose of contract	General
Contract start date	01/02/2012
Contract end date	

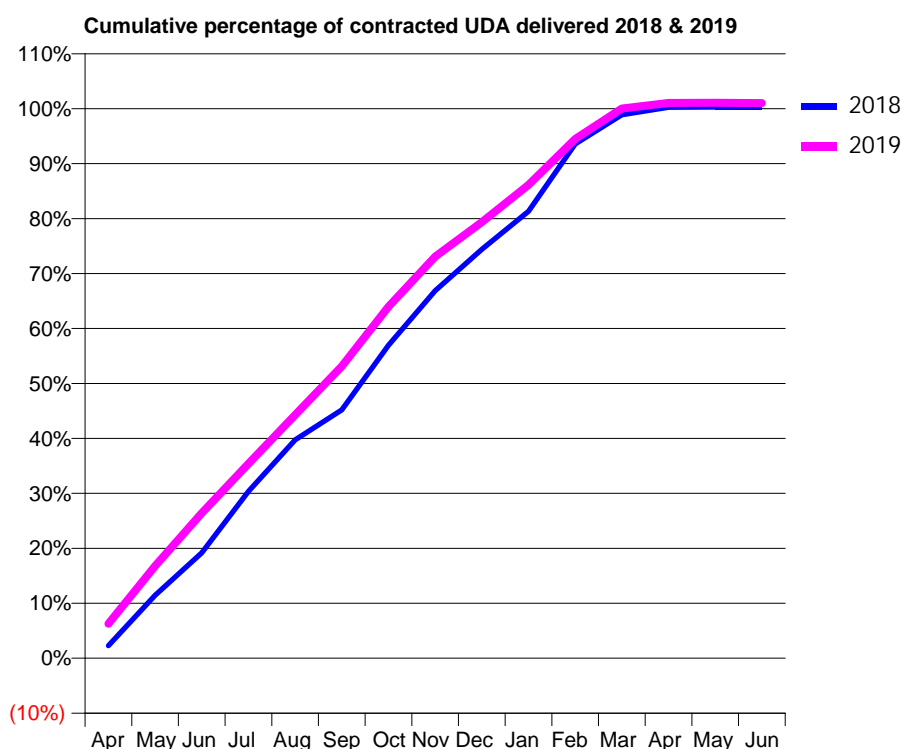
18/19 Contracted general activity (UDA)	36,421
Carry forward general activity (UDA)	-109
18/19 Contracted orthodontic activity (UOA)	0
Carry forward orthodontic activity (UOA)	0
Baseline contract value	£814,568.44

ACCESS*

Patients seen in 24 months	Total	Change since previous quarter
Quarter ending March 2018	12,253	
Quarter ending June 2018	12,337	→
Quarter ending September 2018	12,389	→
Quarter ending December 2018	12,443	→
Quarter ending March 2019	12,402	→
Variance since March 2018	1.2%	→



ACTIVITY



Month	Adjusted Scheduled Activity (UDA)	
	2018	2019
April	834	2,286
May	4,175	6,118
June	6,987	9,612
July	11,065	12,891
August	14,475	16,122
September	16,460	19,339
October	20,743	23,295
November	24,352	26,621
December	27,094	28,894
January	29,619	31,372
February	34,086	34,411
March	36,012	36,430
April	36,519	36,799
May	36,531	36,804
June	36,530	36,792

QUALITY

	Quantity	Base Number	Contract	AT	Region	England
% of FP17s for the same patient ID Re-attending within 3 months - Children	423	5,031	8.4%	9.5%	11.5%	11.8%
% of FP17s for the same patient ID Re-attending within 3 months - Adults	1,648	11,749	14.0%	14.2%	15.2%	15.7%
% of FP17s for the same patient ID Re-attending between 3 & 9 months - Children	3,094	5,031	61.5%	61.5%	60.2%	58.9%
% of FP17s for the same patient ID Re-attending between 3 & 9 months - Adults	6,006	11,749	51.1%	52.5%	51.8%	50.8%
% of FP17s for Band 1 Urgent Courses	1,589	16,732	9.5%	7.9%	8.1%	9.1%
% of FP17s Relating to Free Repair or Replacements	349	16,732	2.1%	0.8%	0.8%	0.8%
% of FP17s Relating to Continuations	133	16,732	0.8%	0.9%	0.9%	0.9%
% of Patients satisfied with the dentistry they have received	9	11	81.8%	91.8%	92.7%	92.5%
% of Patients satisfied with the time they had to wait for an appointment	10	11	90.9%	86.1%	87.4%	87.0%

* This is based on patients treated on this contract for their most recent course of treatment.

Figures in italics indicate the base number of FP17s or Patient Questionnaire responses are less than 100. N/A is shown where the base number of responses is less than 10 during the period. % is calculated as Quantity/Base number*100

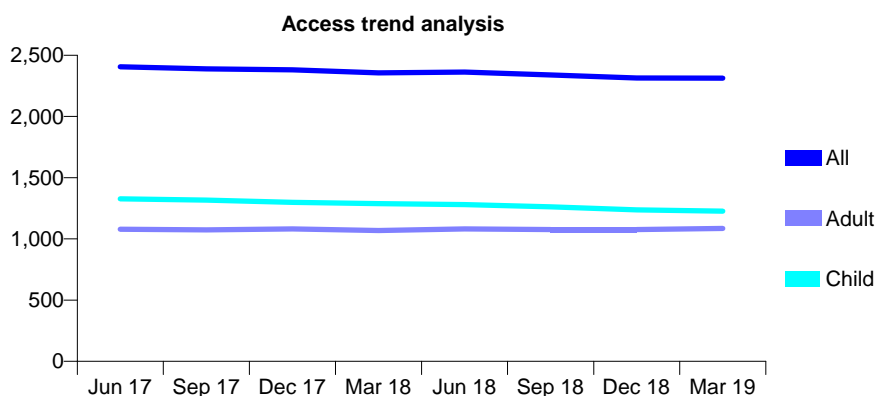
Q59 - Vital Signs At a Glance Contract Report for 166189/0001 - Year end March 2019

Name or company name	Mr R Kidy & Ms P Sarna
Contract type name	GDS Contract
Purpose of contract	General and Orthodontic
Contract start date	01/04/2011
Contract end date	

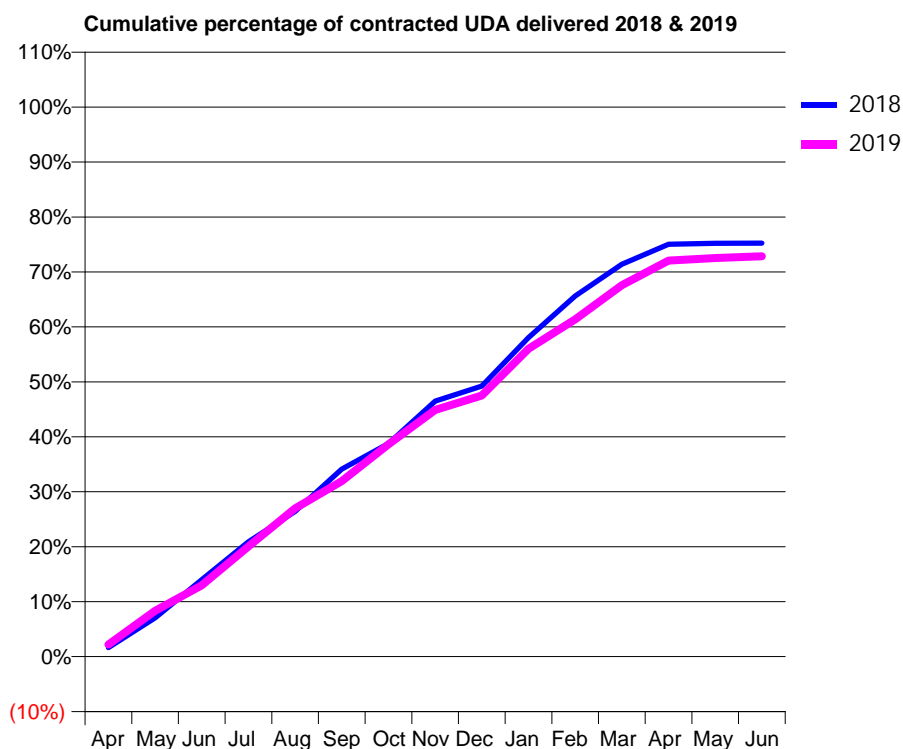
18/19 Contracted general activity (UDA)	7,050
Carry forward general activity (UDA)	0
18/19 Contracted orthodontic activity (UOA)	4,137
Carry forward orthodontic activity (UOA)	0
Baseline contract value	£446,392.67

ACCESS*

Patients seen in 24 months	Total	Change since previous quarter
Quarter ending March 2018	2,357	
Quarter ending June 2018	2,362	→
Quarter ending September 2018	2,339	→
Quarter ending December 2018	2,314	↓
Quarter ending March 2019	2,313	→
Variance since March 2018	(1.9%)	↓



ACTIVITY



Month	Adjusted Scheduled Activity (UDA)	
	2018	2019
April	117	154
May	498	589
June	986	914
July	1,474	1,413
August	1,864	1,904
September	2,405	2,250
October	2,734	2,724
November	3,277	3,165
December	3,470	3,351
January	4,093	3,950
February	4,626	4,328
March	5,034	4,763
April	5,289	5,080
May	5,303	5,113
June	5,304	5,135

QUALITY

	Quantity	Base Number	Contract	AT	Region	England
% of FP17s for the same patient ID Re-attending within 3 months - Children	237	2,470	9.6%	9.5%	11.5%	11.8%
% of FP17s for the same patient ID Re-attending within 3 months - Adults	201	1,469	13.7%	14.2%	15.2%	15.7%
% of FP17s for the same patient ID Re-attending between 3 & 9 months - Children	1,377	2,470	55.7%	61.5%	60.2%	58.9%
% of FP17s for the same patient ID Re-attending between 3 & 9 months - Adults	908	1,469	61.8%	52.5%	51.8%	50.8%
% of FP17s for Band 1 Urgent Courses	170	3,389	5.0%	7.9%	8.1%	9.1%
% of FP17s Relating to Free Repair or Replacements	11	3,389	0.3%	0.8%	0.8%	0.8%
% of FP17s Relating to Continuations	5	3,389	0.1%	0.9%	0.9%	0.9%
% of Patients satisfied with the dentistry they have received	1	1	N/A	91.8%	92.7%	92.5%
% of Patients satisfied with the time they had to wait for an appointment	1	1	N/A	86.1%	87.4%	87.0%

* This is based on patients treated on this contract for their most recent course of treatment. Figures in italics indicate the base number of FP17s or Patient Questionnaire responses are less than 100. N/A is shown where the base number of responses is less than 10 during the period. % is calculated as Quantity/Base number*100

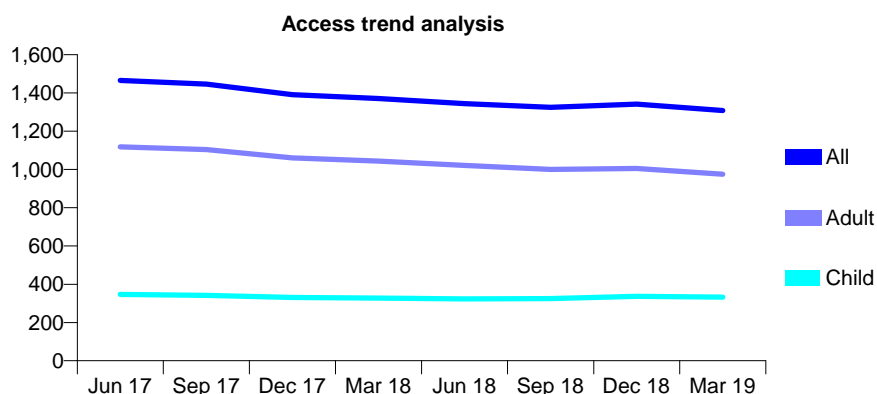
Q59 - Vital Signs At a Glance Contract Report for 166367/0001 - Year end March 2019

Name or company name	Uppingham & Upperton Dental Practice Ltd
Contract type name	GDS Contract
Purpose of contract	General
Contract start date	07/09/2009
Contract end date	

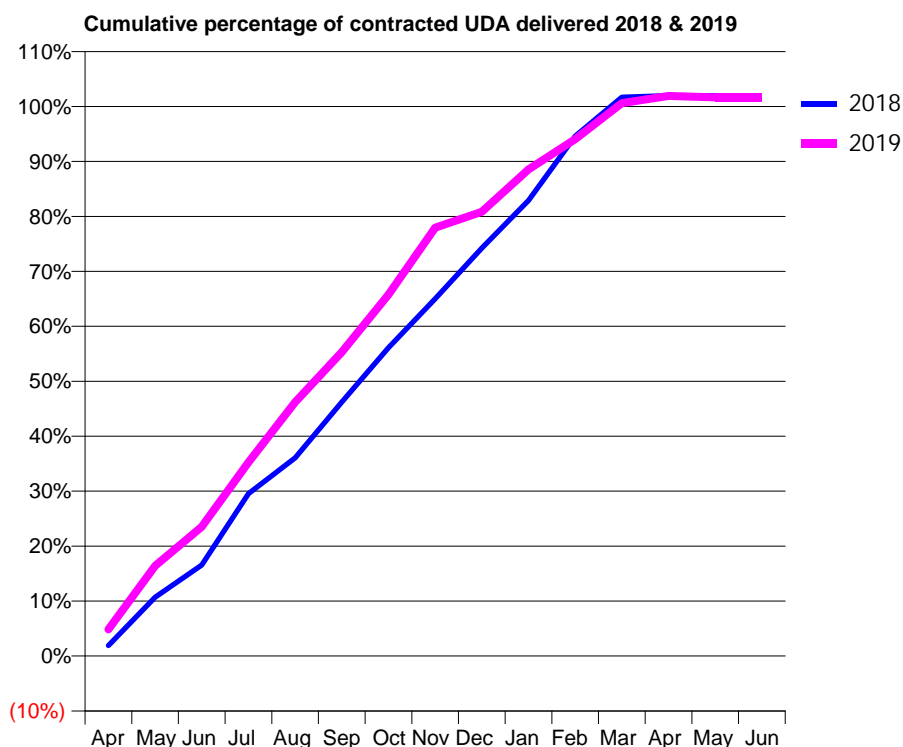
18/19 Contracted general activity (UDA)	3,816
Carry forward general activity (UDA)	-76
18/19 Contracted orthodontic activity (UOA)	0
Carry forward orthodontic activity (UOA)	0
Baseline contract value	£91,803.08

ACCESS*

Patients seen in 24 months	Total	Change since previous quarter
Quarter ending March 2018	1,371	
Quarter ending June 2018	1,344	↓
Quarter ending September 2018	1,325	↓
Quarter ending December 2018	1,342	→
Quarter ending March 2019	1,308	↓
Variance since March 2018	(4.6%)	↓



ACTIVITY



Month	Adjusted Scheduled Activity (UDA)	
	2018	2019
April	73	185
May	409	627
June	632	898
July	1,128	1,345
August	1,376	1,764
September	1,764	2,110
October	2,140	2,510
November	2,482	2,975
December	2,833	3,084
January	3,163	3,379
February	3,610	3,588
March	3,880	3,839
April	3,892	3,889
May	3,892	3,878
June	3,892	3,878

QUALITY

	Quantity	Base Number	Contract	AT	Region	England
% of FP17s for the same patient ID Re-attending within 3 months - Children	35	541	6.5%	9.5%	11.5%	11.8%
% of FP17s for the same patient ID Re-attending within 3 months - Adults	277	1,417	19.5%	14.2%	15.2%	15.7%
% of FP17s for the same patient ID Re-attending between 3 & 9 months - Children	377	541	69.7%	61.5%	60.2%	58.9%
% of FP17s for the same patient ID Re-attending between 3 & 9 months - Adults	803	1,417	56.7%	52.5%	51.8%	50.8%
% of FP17s for Band 1 Urgent Courses	186	1,977	9.4%	7.9%	8.1%	9.1%
% of FP17s Relating to Free Repair or Replacements	22	1,977	1.1%	0.8%	0.8%	0.8%
% of FP17s Relating to Continuations	22	1,977	1.1%	0.9%	0.9%	0.9%
% of Patients satisfied with the dentistry they have received	0	0	N/A	91.8%	92.7%	92.5%
% of Patients satisfied with the time they had to wait for an appointment	0	0	N/A	86.1%	87.4%	87.0%

* This is based on patients treated on this contract for their most recent course of treatment.

Figures in italics indicate the base number of FP17s or Patient Questionnaire responses are less than 100. N/A is shown where the base number of responses is less than 10 during the period. % is calculated as Quantity/Base number*100

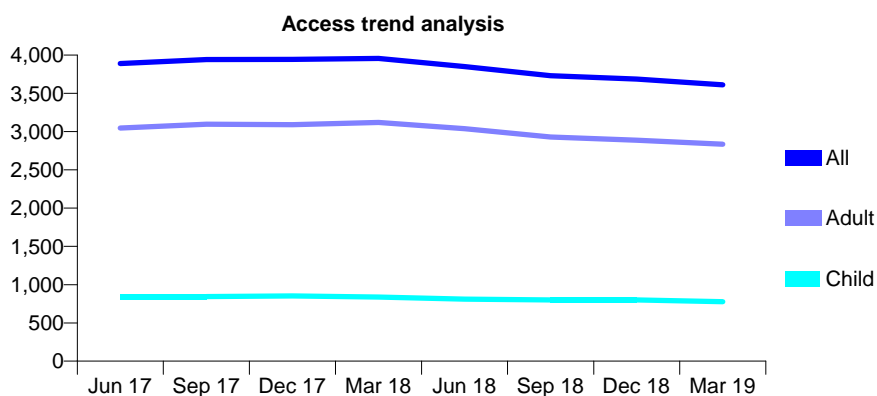
Q59 - Vital Signs At a Glance Contract Report for 168297/0001 - Year end March 2019

Name or company name	Mr Sherer & Mr Levin
Contract type name	GDS Contract
Purpose of contract	General
Contract start date	01/10/2011
Contract end date	

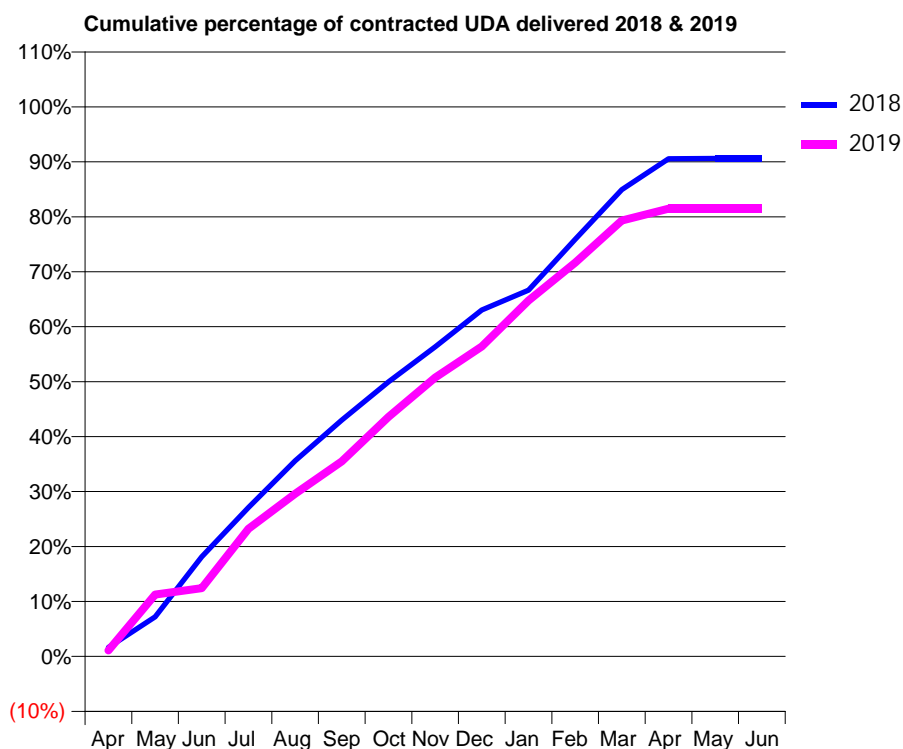
18/19 Contracted general activity (UDA)	10,921
Carry forward general activity (UDA)	0
18/19 Contracted orthodontic activity (UOA)	0
Carry forward orthodontic activity (UOA)	0
Baseline contract value	£253,710.46

ACCESS*

Patients seen in 24 months	Total	Change since previous quarter
Quarter ending March 2018	3,956	
Quarter ending June 2018	3,850	↓
Quarter ending September 2018	3,730	↓
Quarter ending December 2018	3,687	↓
Quarter ending March 2019	3,611	↓
Variance since March 2018	(8.7%)	↓



ACTIVITY



Month	Adjusted Scheduled Activity (UDA)	
	2018	2019
April	198	121
May	862	1,231
June	2,163	1,356
July	3,230	2,537
August	4,247	3,235
September	5,128	3,876
October	5,955	4,760
November	6,714	5,543
December	7,515	6,159
January	7,945	7,072
February	9,051	7,824
March	10,124	8,661
April	10,796	8,898
May	10,801	8,898
June	10,804	8,898

QUALITY

	Quantity	Base Number	Contract	AT	Region	England
% of FP17s for the same patient ID Re-attending within 3 months - Children	93	1,167	8.0%	9.5%	11.5%	11.8%
% of FP17s for the same patient ID Re-attending within 3 months - Adults	390	3,476	11.2%	14.2%	15.2%	15.7%
% of FP17s for the same patient ID Re-attending between 3 & 9 months - Children	730	1,167	62.6%	61.5%	60.2%	58.9%
% of FP17s for the same patient ID Re-attending between 3 & 9 months - Adults	2,018	3,476	58.1%	52.5%	51.8%	50.8%
% of FP17s for Band 1 Urgent Courses	262	4,457	5.9%	7.9%	8.1%	9.1%
% of FP17s Relating to Free Repair or Replacements	4	4,457	0.1%	0.8%	0.8%	0.8%
% of FP17s Relating to Continuations	55	4,457	1.2%	0.9%	0.9%	0.9%
% of Patients satisfied with the dentistry they have received	1	1	N/A	91.8%	92.7%	92.5%
% of Patients satisfied with the time they had to wait for an appointment	1	1	N/A	86.1%	87.4%	87.0%

* This is based on patients treated on this contract for their most recent course of treatment. Figures in italics indicate the base number of FP17s or Patient Questionnaire responses are less than 100. N/A is shown where the base number of responses is less than 10 during the period. % is calculated as Quantity/Base number*100

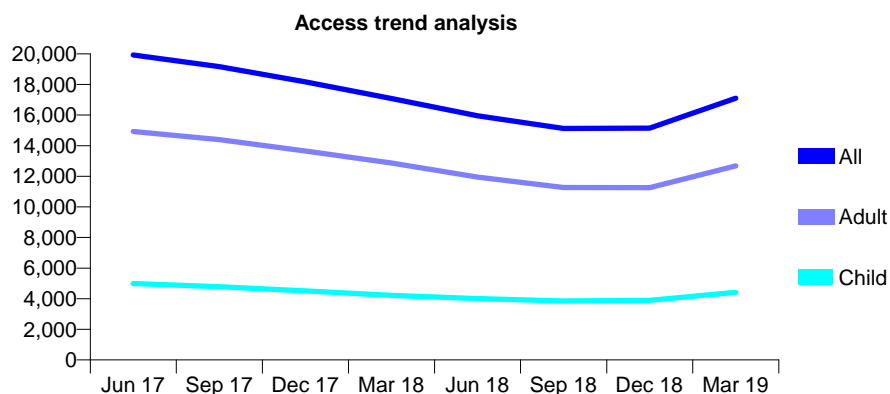
Q59 - Vital Signs At a Glance Contract Report for 169463/0002 - Year end March 2019

Name or company name	A T Dent Ltd
Contract type name	GDS Contract
Purpose of contract	General
Contract start date	26/11/2009
Contract end date	

18/19 Contracted general activity (UDA)	60,000
Carry forward general activity (UDA)	0
18/19 Contracted orthodontic activity (UOA)	0
Carry forward orthodontic activity (UOA)	0
Baseline contract value	£1,360,128.26

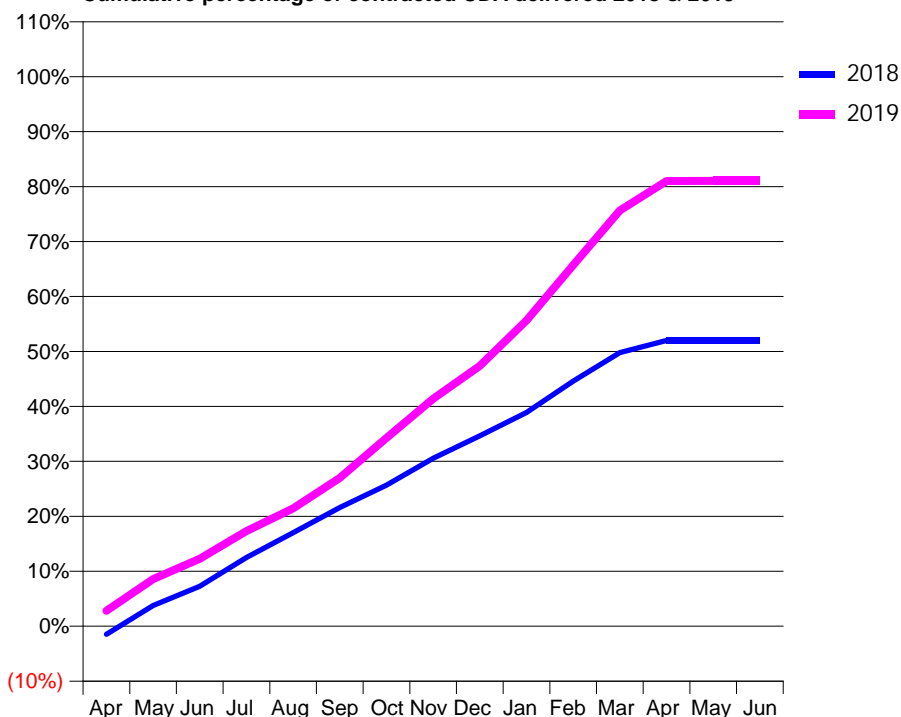
ACCESS*

Patients seen in 24 months	Total	Change since previous quarter
Quarter ending March 2018	17,081	
Quarter ending June 2018	15,953	↓
Quarter ending September 2018	15,128	↓
Quarter ending December 2018	15,153	→
Quarter ending March 2019	17,102	↑
Variance since March 2018	0.1%	→



ACTIVITY

Cumulative percentage of contracted UDA delivered 2018 & 2019



Adjusted Scheduled Activity (UDA)

Month	2018	2019
April	-891	1,683
May	2,270	5,145
June	4,363	7,353
July	7,501	10,388
August	10,216	12,875
September	12,957	16,201
October	15,409	20,554
November	18,343	24,844
December	20,785	28,411
January	23,326	33,375
February	26,759	39,429
March	29,867	45,386
April	31,198	48,606
May	31,191	48,623
June	31,190	48,631

QUALITY

	Quantity	Base Number	Contract	AT	Region	England
% of FP17s for the same patient ID Re-attending within 3 months - Children	402	6,110	6.6%	9.5%	11.5%	11.8%
% of FP17s for the same patient ID Re-attending within 3 months - Adults	2,075	17,452	11.9%	14.2%	15.2%	15.7%
% of FP17s for the same patient ID Re-attending between 3 & 9 months - Children	2,946	6,110	48.2%	61.5%	60.2%	58.9%
% of FP17s for the same patient ID Re-attending between 3 & 9 months - Adults	8,806	17,452	50.5%	52.5%	51.8%	50.8%
% of FP17s for Band 1 Urgent Courses	1,844	24,322	7.6%	7.9%	8.1%	9.1%
% of FP17s Relating to Free Repair or Replacements	37	24,322	0.2%	0.8%	0.8%	0.8%
% of FP17s Relating to Continuations	242	24,322	1.0%	0.9%	0.9%	0.9%
% of Patients satisfied with the dentistry they have received	12	14	85.7%	91.8%	92.7%	92.5%
% of Patients satisfied with the time they had to wait for an appointment	13	14	92.9%	86.1%	87.4%	87.0%

* This is based on patients treated on this contract for their most recent course of treatment.

Figures in italics indicate the base number of FP17s or Patient Questionnaire responses are less than 100. N/A is shown where the base number of responses is less than 10 during the period. % is calculated as Quantity/Base number*100

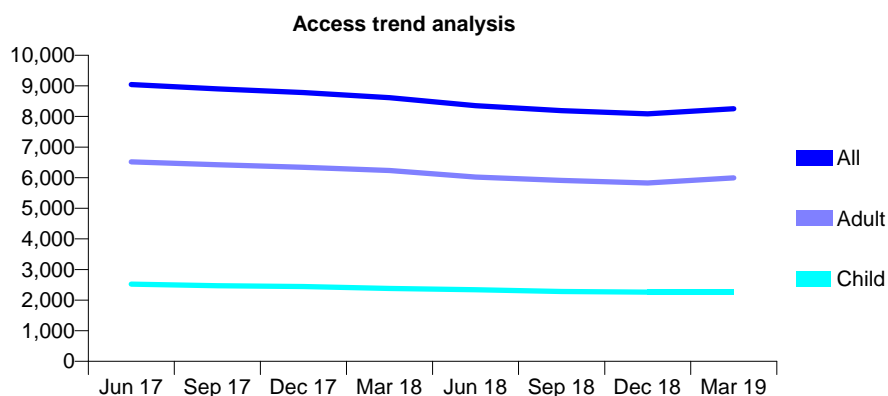
Q59 - Vital Signs At a Glance Contract Report for 169935/0001 - Year end March 2019

Name or company name	Mr R Ghadiali & Mr R Gupta
Contract type name	GDS Contract
Purpose of contract	General
Contract start date	01/04/2014
Contract end date	

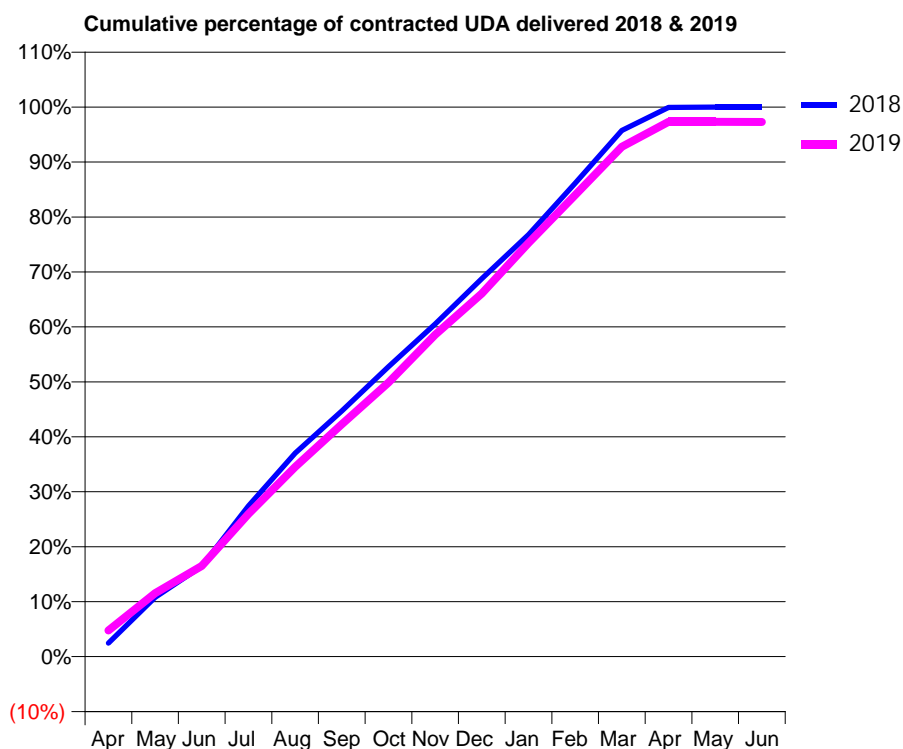
18/19 Contracted general activity (UDA)	23,925
Carry forward general activity (UDA)	3
18/19 Contracted orthodontic activity (UOA)	0
Carry forward orthodontic activity (UOA)	0
Baseline contract value	£645,744.26

ACCESS*

Patients seen in 24 months	Total	Change since previous quarter
Quarter ending March 2018	8,618	
Quarter ending June 2018	8,357	↓
Quarter ending September 2018	8,189	↓
Quarter ending December 2018	8,086	↓
Quarter ending March 2019	8,254	↑
Variance since March 2018	(4.2%)	↓



ACTIVITY



Month	Adjusted Scheduled Activity (UDA)	
	2018	2019
April	589	1,141
May	2,580	2,768
June	3,934	3,950
July	6,564	6,216
August	8,856	8,257
September	10,691	10,119
October	12,626	11,935
November	14,485	14,015
December	16,450	15,804
January	18,366	18,006
February	20,611	20,098
March	22,908	22,192
April	23,914	23,279
May	23,922	23,276
June	23,922	23,275

QUALITY

	Quantity	Base Number	Contract	AT	Region	England
% of FP17s for the same patient ID Re-attending within 3 months - Children	300	3,843	7.8%	9.5%	11.5%	11.8%
% of FP17s for the same patient ID Re-attending within 3 months - Adults	1,002	8,894	11.3%	14.2%	15.2%	15.7%
% of FP17s for the same patient ID Re-attending between 3 & 9 months - Children	2,808	3,843	73.1%	61.5%	60.2%	58.9%
% of FP17s for the same patient ID Re-attending between 3 & 9 months - Adults	5,268	8,894	59.2%	52.5%	51.8%	50.8%
% of FP17s for Band 1 Urgent Courses	584	12,734	4.6%	7.9%	8.1%	9.1%
% of FP17s Relating to Free Repair or Replacements	143	12,734	1.1%	0.8%	0.8%	0.8%
% of FP17s Relating to Continuations	68	12,734	0.5%	0.9%	0.9%	0.9%
% of Patients satisfied with the dentistry they have received	9	9	N/A	91.8%	92.7%	92.5%
% of Patients satisfied with the time they had to wait for an appointment	9	9	N/A	86.1%	87.4%	87.0%

* This is based on patients treated on this contract for their most recent course of treatment. Figures in italics indicate the base number of FP17s or Patient Questionnaire responses are less than 100. N/A is shown where the base number of responses is less than 10 during the period. % is calculated as Quantity/Base number*100

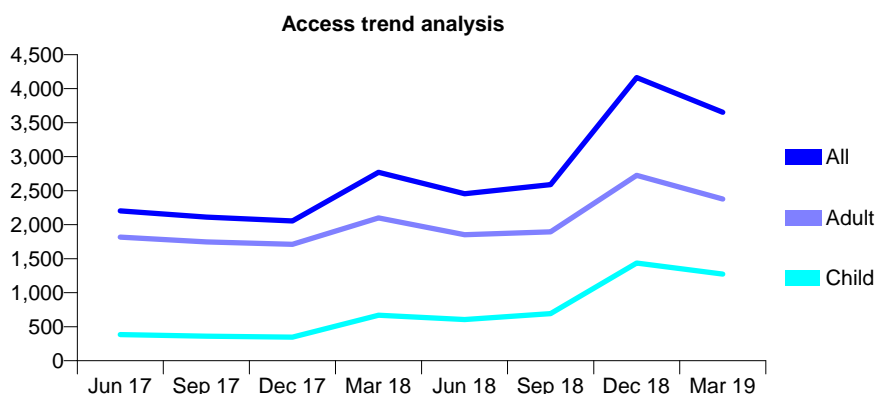
Q59 - Vital Signs At a Glance Contract Report for 171743/0001 - Year end March 2019

Name or company name	RK Pancholi Dental Surgery Ltd
Contract type name	GDS Contract
Purpose of contract	General
Contract start date	20/10/2008
Contract end date	

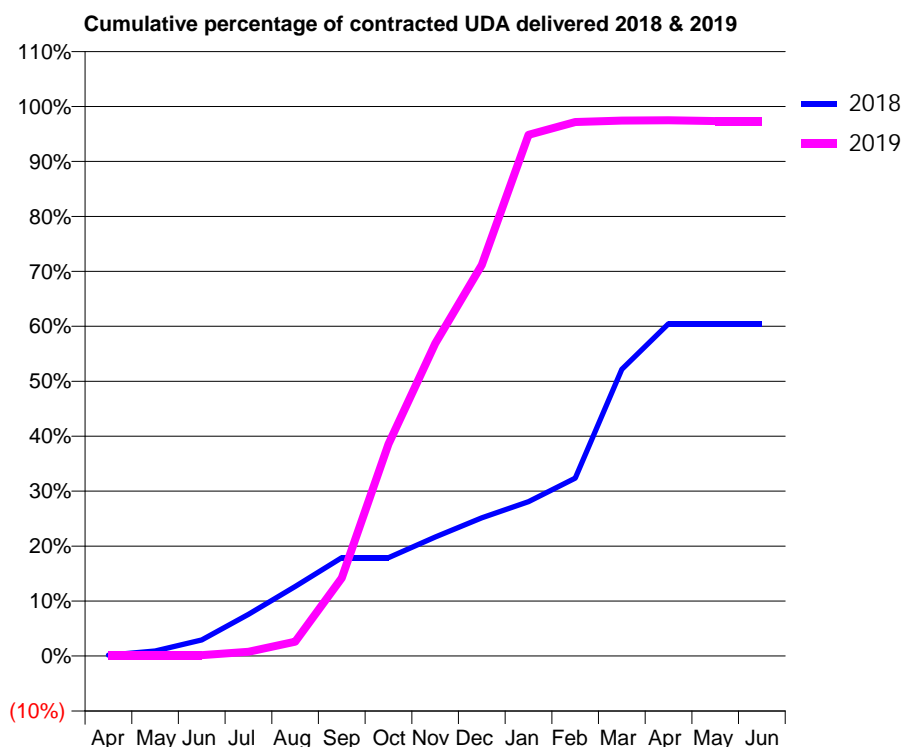
18/19 Contracted general activity (UDA)	8,203
Carry forward general activity (UDA)	0
18/19 Contracted orthodontic activity (UOA)	0
Carry forward orthodontic activity (UOA)	0
Baseline contract value	£178,910.48

ACCESS*

Patients seen in 24 months	Total	Change since previous quarter
Quarter ending March 2018	2,769	
Quarter ending June 2018	2,456	↓
Quarter ending September 2018	2,589	↑
Quarter ending December 2018	4,163	↑
Quarter ending March 2019	3,652	↓
Variance since March 2018	31.9%	↑



ACTIVITY



Month	Adjusted Scheduled Activity (UDA)	
	2018	2019
April	13	12
May	75	12
June	240	12
July	623	63
August	1,039	213
September	1,468	1,165
October	1,468	3,165
November	1,777	4,665
December	2,063	5,838
January	2,303	7,778
February	2,656	7,972
March	4,281	7,992
April	4,961	7,997
May	4,961	7,985
June	4,961	7,985

QUALITY

	Quantity	Base Number	Contract	AT	Region	England
% of FP17s for the same patient ID Re-attending within 3 months - Children	55	1,680	3.3%	9.5%	11.5%	11.8%
% of FP17s for the same patient ID Re-attending within 3 months - Adults	152	2,586	5.9%	14.2%	15.2%	15.7%
% of FP17s for the same patient ID Re-attending between 3 & 9 months - Children	158	1,680	9.4%	61.5%	60.2%	58.9%
% of FP17s for the same patient ID Re-attending between 3 & 9 months - Adults	235	2,586	9.1%	52.5%	51.8%	50.8%
% of FP17s for Band 1 Urgent Courses	179	3,933	4.6%	7.9%	8.1%	9.1%
% of FP17s Relating to Free Repair or Replacements	15	3,933	0.4%	0.8%	0.8%	0.8%
% of FP17s Relating to Continuations	45	3,933	1.1%	0.9%	0.9%	0.9%
% of Patients satisfied with the dentistry they have received	1	1	N/A	91.8%	92.7%	92.5%
% of Patients satisfied with the time they had to wait for an appointment	1	1	N/A	86.1%	87.4%	87.0%

* This is based on patients treated on this contract for their most recent course of treatment. Figures in italics indicate the base number of FP17s or Patient Questionnaire responses are less than 100. N/A is shown where the base number of responses is less than 10 during the period. % is calculated as Quantity/Base number*100

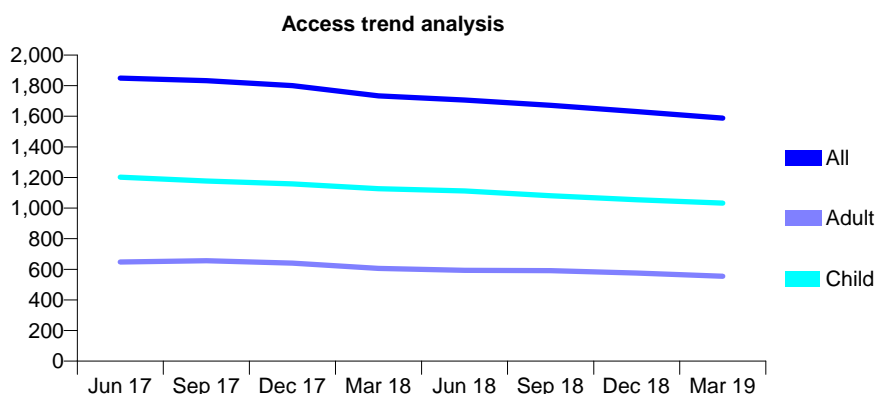
Q59 - Vital Signs At a Glance Contract Report for 171751/0001 - Year end March 2019

Name or company name	E Gayton & K Gayton
Contract type name	GDS Contract
Purpose of contract	General and Orthodontic
Contract start date	01/11/2013
Contract end date	

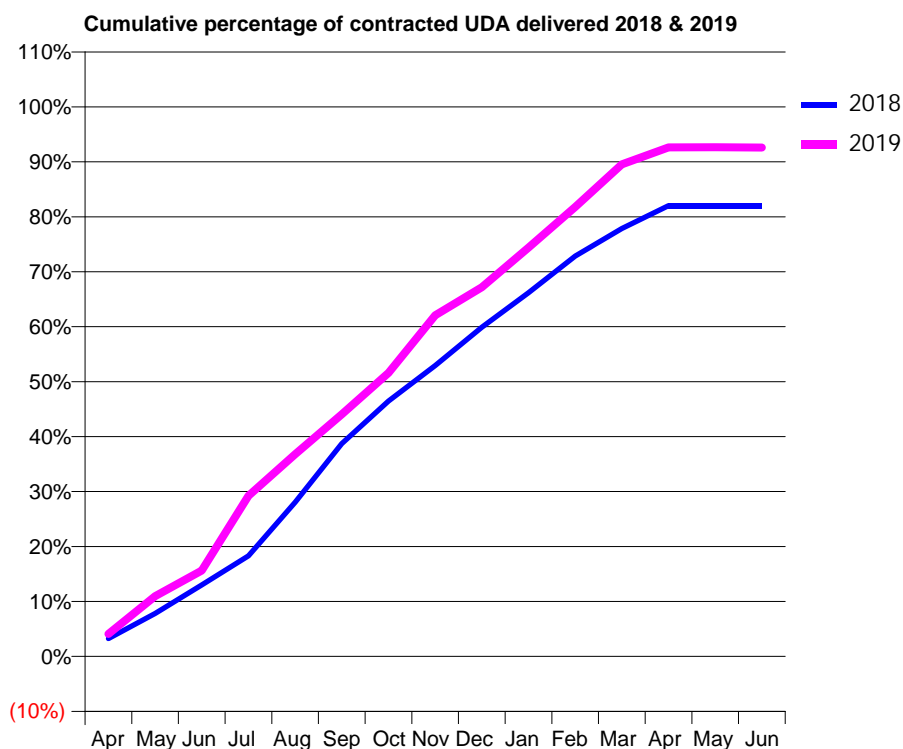
18/19 Contracted general activity (UDA)	3,900
Carry forward general activity (UDA)	0
18/19 Contracted orthodontic activity (UOA)	259
Carry forward orthodontic activity (UOA)	6
Baseline contract value	£112,401.66

ACCESS*

Patients seen in 24 months	Total	Change since previous quarter
Quarter ending March 2018	1,733	
Quarter ending June 2018	1,706	↓
Quarter ending September 2018	1,672	↓
Quarter ending December 2018	1,631	↓
Quarter ending March 2019	1,588	↓
Variance since March 2018	(8.4%)	↓



ACTIVITY



Month	Adjusted Scheduled Activity (UDA)	
	2018	2019
April	157	160
May	379	428
June	630	609
July	888	1,140
August	1,361	1,435
September	1,877	1,718
October	2,253	2,011
November	2,568	2,421
December	2,906	2,620
January	3,210	2,901
February	3,534	3,190
March	3,776	3,492
April	3,978	3,612
May	3,978	3,614
June	3,978	3,611

QUALITY

	Quantity	Base Number	Contract	AT	Region	England
% of FP17s for the same patient ID Re-attending within 3 months - Children	111	1,901	5.8%	9.5%	11.5%	11.8%
% of FP17s for the same patient ID Re-attending within 3 months - Adults	115	635	18.1%	14.2%	15.2%	15.7%
% of FP17s for the same patient ID Re-attending between 3 & 9 months - Children	1,490	1,901	78.4%	61.5%	60.2%	58.9%
% of FP17s for the same patient ID Re-attending between 3 & 9 months - Adults	427	635	67.2%	52.5%	51.8%	50.8%
% of FP17s for Band 1 Urgent Courses	58	2,468	2.4%	7.9%	8.1%	9.1%
% of FP17s Relating to Free Repair or Replacements	0	2,468	0.0%	0.8%	0.8%	0.8%
% of FP17s Relating to Continuations	0	2,468	0.0%	0.9%	0.9%	0.9%
% of Patients satisfied with the dentistry they have received	1	1	N/A	91.8%	92.7%	92.5%
% of Patients satisfied with the time they had to wait for an appointment	1	1	N/A	86.1%	87.4%	87.0%

* This is based on patients treated on this contract for their most recent course of treatment. Figures in italics indicate the base number of FP17s or Patient Questionnaire responses are less than 100. N/A is shown where the base number of responses is less than 10 during the period. % is calculated as Quantity/Base number*100

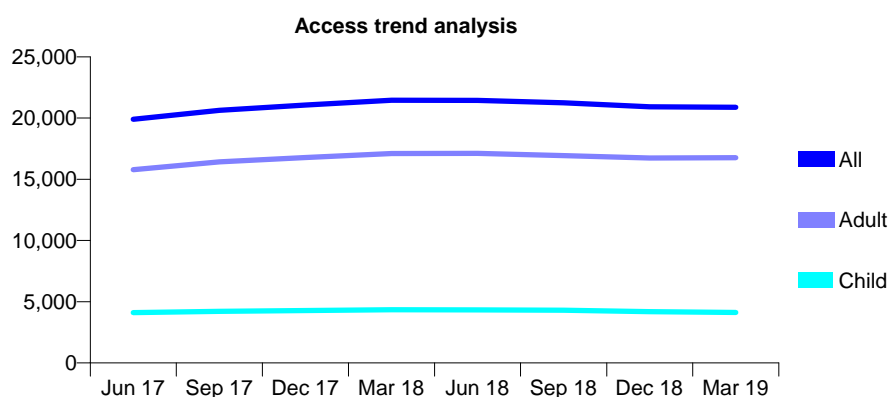
Q59 - Vital Signs At a Glance Contract Report for 175676/0002 - Year end March 2019

Name or company name	Mr S Mehra & Mr A Khetia
Contract type name	GDS Contract
Purpose of contract	General
Contract start date	02/11/2015
Contract end date	

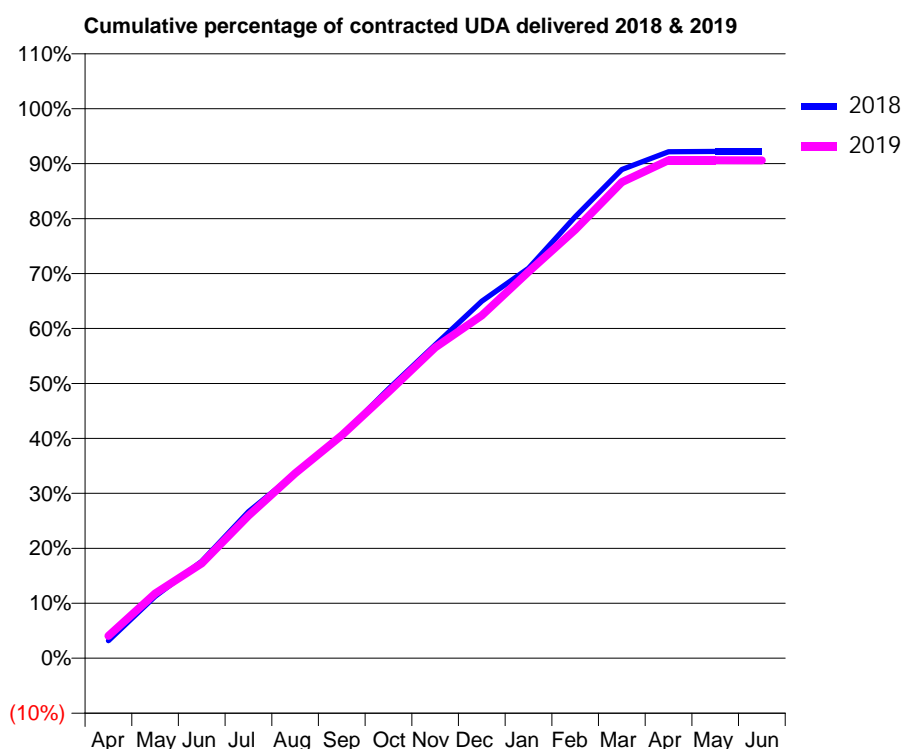
18/19 Contracted general activity (UDA)	58,260
Carry forward general activity (UDA)	0
18/19 Contracted orthodontic activity (UOA)	0
Carry forward orthodontic activity (UOA)	0
Baseline contract value	£1,162,731.10

ACCESS*

Patients seen in 24 months	Total	Change since previous quarter
Quarter ending March 2018	21,453	
Quarter ending June 2018	21,447	→
Quarter ending September 2018	21,242	→
Quarter ending December 2018	20,924	↓
Quarter ending March 2019	20,888	→
Variance since March 2018	(2.6%)	↓



ACTIVITY



Month	2018	2019
April	1,862	2,368
May	6,564	6,865
June	10,273	10,058
July	15,537	15,110
August	19,573	19,607
September	23,600	23,627
October	28,554	28,228
November	33,228	32,937
December	37,837	36,328
January	41,327	40,968
February	46,810	45,425
March	51,814	50,465
April	53,682	52,796
May	53,727	52,780
June	53,719	52,763

QUALITY

	Quantity	Base Number	Contract	AT	Region	England
% of FP17s for the same patient ID Re-attending within 3 months - Children	335	6,069	5.5%	9.5%	11.5%	11.8%
% of FP17s for the same patient ID Re-attending within 3 months - Adults	2,620	22,542	11.6%	14.2%	15.2%	15.7%
% of FP17s for the same patient ID Re-attending between 3 & 9 months - Children	3,878	6,069	63.9%	61.5%	60.2%	58.9%
% of FP17s for the same patient ID Re-attending between 3 & 9 months - Adults	12,469	22,542	55.3%	52.5%	51.8%	50.8%
% of FP17s for Band 1 Urgent Courses	2,286	28,372	8.1%	7.9%	8.1%	9.1%
% of FP17s Relating to Free Repair or Replacements	253	28,372	0.9%	0.8%	0.8%	0.8%
% of FP17s Relating to Continuations	125	28,372	0.4%	0.9%	0.9%	0.9%
% of Patients satisfied with the dentistry they have received	6	6	N/A	91.8%	92.7%	92.5%
% of Patients satisfied with the time they had to wait for an appointment	6	6	N/A	86.1%	87.4%	87.0%

* This is based on patients treated on this contract for their most recent course of treatment.

Figures in italics indicate the base number of FP17s or Patient Questionnaire responses are less than 100. N/A is shown where the base number of responses is less than 10 during the period. % is calculated as Quantity/Base number*100

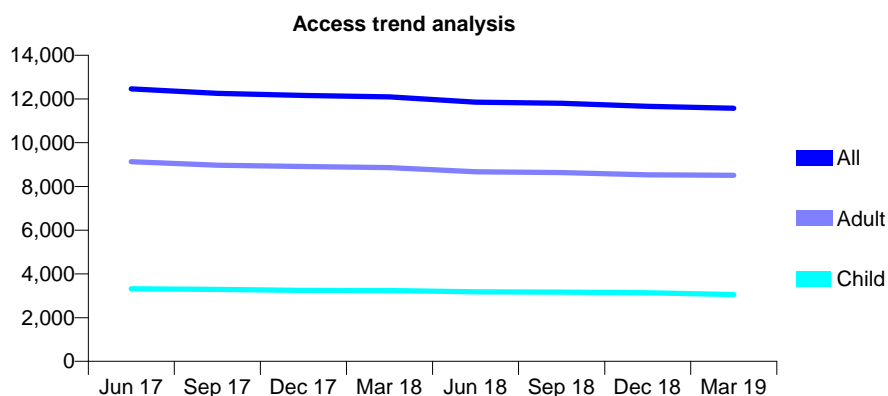
Q59 - Vital Signs At a Glance Contract Report for 176087/0001 - Year end March 2019

Name or company name	Mr A Fenn & Mrs J Calveley (T/As BW Part
Contract type name	GDS Contract
Purpose of contract	General
Contract start date	29/08/2012
Contract end date	

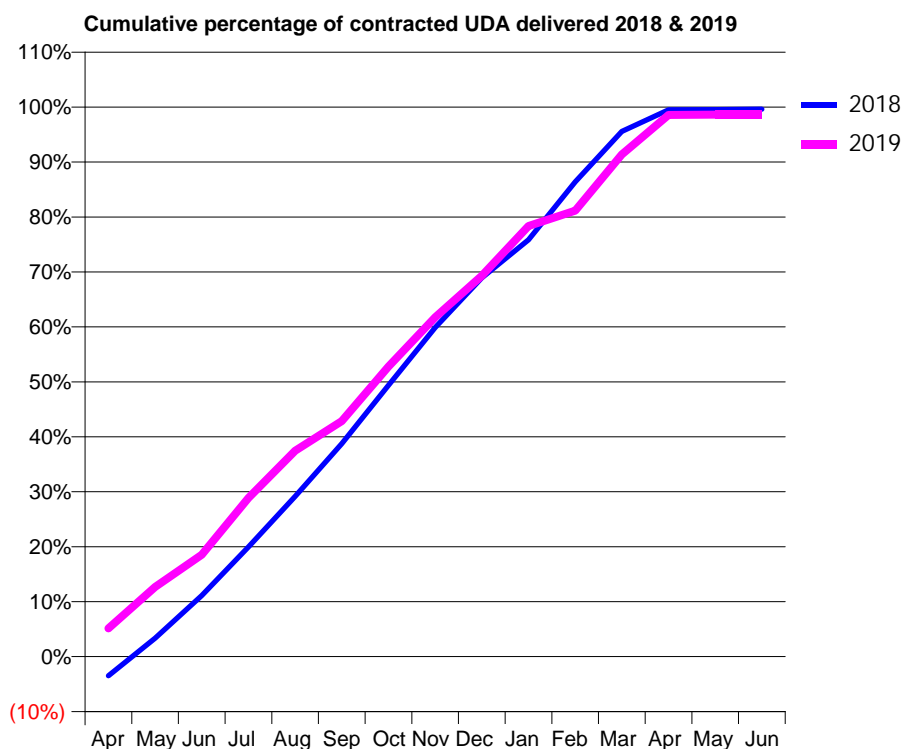
18/19 Contracted general activity (UDA)	28,000
Carry forward general activity (UDA)	108
18/19 Contracted orthodontic activity (UOA)	0
Carry forward orthodontic activity (UOA)	0
Baseline contract value	£634,631.57

ACCESS*

Patients seen in 24 months	Total	Change since previous quarter
Quarter ending March 2018	12,096	
Quarter ending June 2018	11,855	↓
Quarter ending September 2018	11,807	→
Quarter ending December 2018	11,669	↓
Quarter ending March 2019	11,576	→
Variance since March 2018	(4.3%)	↓



ACTIVITY



Month	Adjusted Scheduled Activity (UDA)	
	2018	2019
April	-982	1,444
May	944	3,551
June	3,109	5,194
July	5,589	8,080
August	8,171	10,487
September	10,845	12,005
October	13,825	14,779
November	16,773	17,292
December	19,295	19,402
January	21,238	21,936
February	24,184	22,725
March	26,752	25,588
April	27,862	27,595
May	27,872	27,613
June	27,892	27,617

QUALITY

	Quantity	Base Number	Contract	AT	Region	England
% of FP17s for the same patient ID Re-attending within 3 months - Children	183	4,093	4.5%	9.5%	11.5%	11.8%
% of FP17s for the same patient ID Re-attending within 3 months - Adults	1,306	10,742	12.2%	14.2%	15.2%	15.7%
% of FP17s for the same patient ID Re-attending between 3 & 9 months - Children	2,485	4,093	60.7%	61.5%	60.2%	58.9%
% of FP17s for the same patient ID Re-attending between 3 & 9 months - Adults	5,486	10,742	51.1%	52.5%	51.8%	50.8%
% of FP17s for Band 1 Urgent Courses	1,013	15,056	6.7%	7.9%	8.1%	9.1%
% of FP17s Relating to Free Repair or Replacements	141	15,056	0.9%	0.8%	0.8%	0.8%
% of FP17s Relating to Continuations	162	15,056	1.1%	0.9%	0.9%	0.9%
% of Patients satisfied with the dentistry they have received	8	9	N/A	91.8%	92.7%	92.5%
% of Patients satisfied with the time they had to wait for an appointment	7	9	N/A	86.1%	87.4%	87.0%

* This is based on patients treated on this contract for their most recent course of treatment. Figures in italics indicate the base number of FP17s or Patient Questionnaire responses are less than 100. N/A is shown where the base number of responses is less than 10 during the period. % is calculated as Quantity/Base number*100

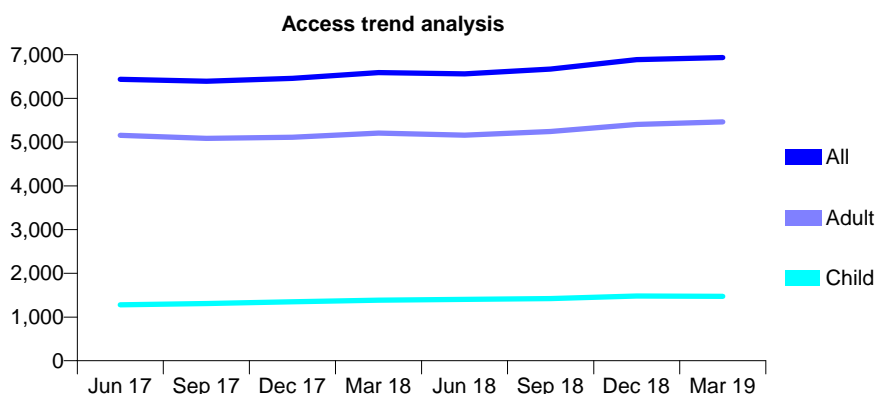
Q59 - Vital Signs At a Glance Contract Report for 176087/0002 - Year end March 2019

Name or company name	Mr A Fenn & Mrs J Calveley (T/As BW Part
Contract type name	GDS Contract
Purpose of contract	General
Contract start date	29/08/2012
Contract end date	

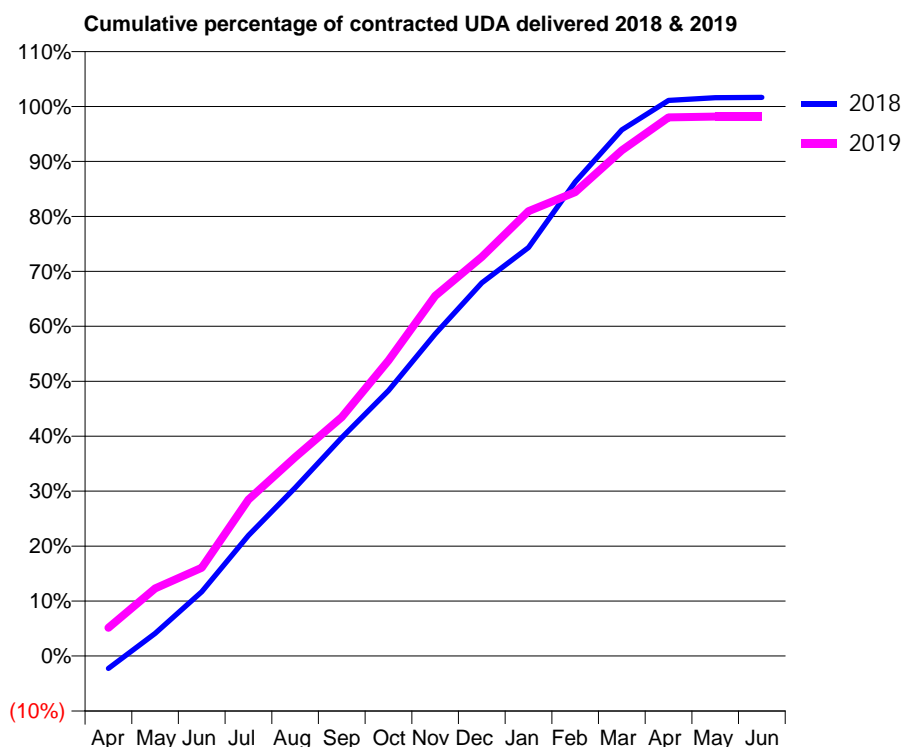
18/19 Contracted general activity (UDA)	18,000
Carry forward general activity (UDA)	-261
18/19 Contracted orthodontic activity (UOA)	0
Carry forward orthodontic activity (UOA)	0
Baseline contract value	£409,191.25

ACCESS*

Patients seen in 24 months	Total	Change since previous quarter
Quarter ending March 2018	6,590	
Quarter ending June 2018	6,563	→
Quarter ending September 2018	6,669	→
Quarter ending December 2018	6,886	↑
Quarter ending March 2019	6,933	→
Variance since March 2018	5.2%	↑



ACTIVITY



Month	Adjusted Scheduled Activity (UDA)	
	2018	2019
April	-362	922
May	662	2,217
June	1,871	2,891
July	3,514	5,127
August	4,900	6,514
September	6,357	7,825
October	7,728	9,676
November	9,379	11,796
December	10,867	13,070
January	11,893	14,568
February	13,805	15,195
March	15,319	16,560
April	16,176	17,641
May	16,254	17,668
June	16,261	17,668

QUALITY

	Quantity	Base Number	Contract	AT	Region	England
% of FP17s for the same patient ID Re-attending within 3 months - Children	96	1,813	5.3%	9.5%	11.5%	11.8%
% of FP17s for the same patient ID Re-attending within 3 months - Adults	1,006	7,075	14.2%	14.2%	15.2%	15.7%
% of FP17s for the same patient ID Re-attending between 3 & 9 months - Children	973	1,813	53.7%	61.5%	60.2%	58.9%
% of FP17s for the same patient ID Re-attending between 3 & 9 months - Adults	3,226	7,075	45.6%	52.5%	51.8%	50.8%
% of FP17s for Band 1 Urgent Courses	727	9,048	8.0%	7.9%	8.1%	9.1%
% of FP17s Relating to Free Repair or Replacements	119	9,048	1.3%	0.8%	0.8%	0.8%
% of FP17s Relating to Continuations	140	9,048	1.5%	0.9%	0.9%	0.9%
% of Patients satisfied with the dentistry they have received	7	7	N/A	91.8%	92.7%	92.5%
% of Patients satisfied with the time they had to wait for an appointment	6	7	N/A	86.1%	87.4%	87.0%

* This is based on patients treated on this contract for their most recent course of treatment.

Figures in italics indicate the base number of FP17s or Patient Questionnaire responses are less than 100. N/A is shown where the base number of responses is less than 10 during the period. % is calculated as Quantity/Base number*100

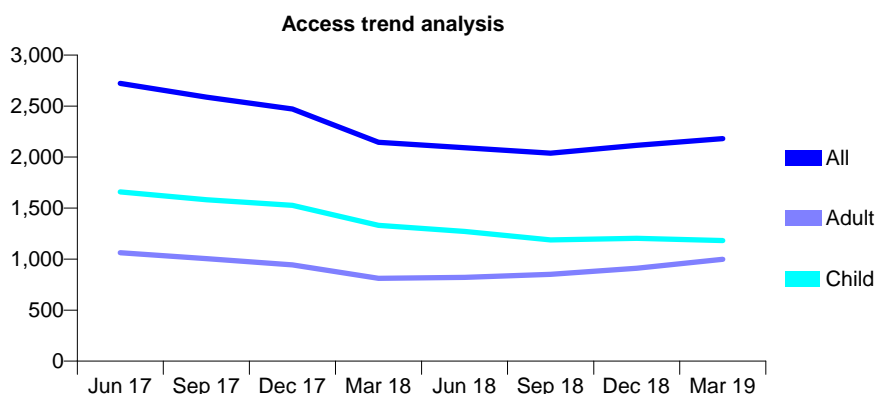
Q59 - Vital Signs At a Glance Contract Report for 176591/0001 - Year end March 2019

Name or company name	James Cooil and Associates Limited
Contract type name	GDS Contract
Purpose of contract	General and Orthodontic
Contract start date	01/05/2010
Contract end date	

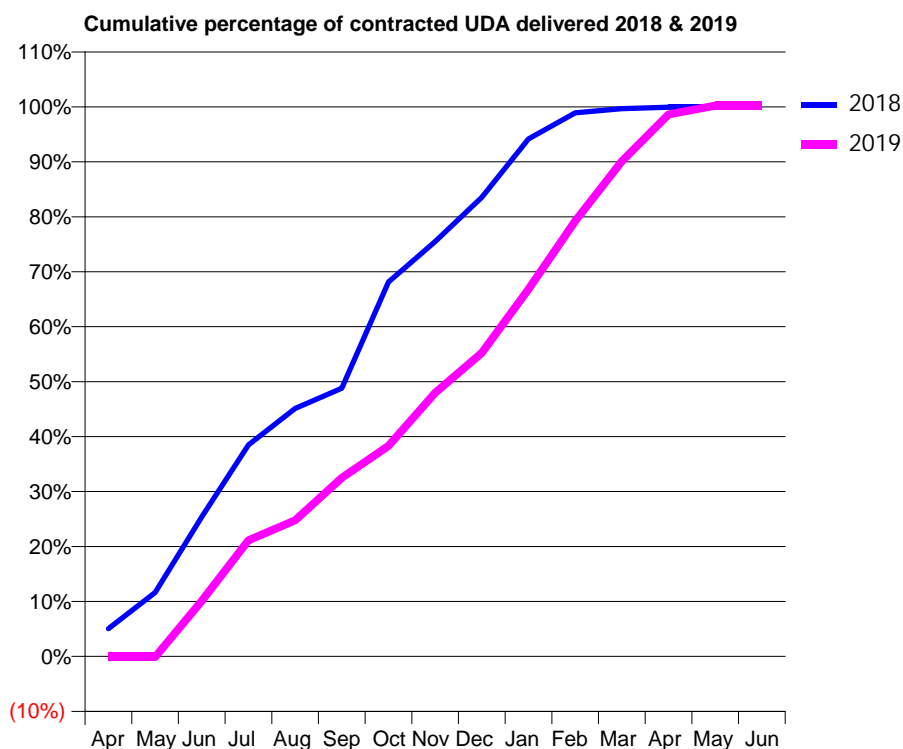
18/19 Contracted general activity (UDA)	4,056
Carry forward general activity (UDA)	4
18/19 Contracted orthodontic activity (UOA)	609
Carry forward orthodontic activity (UOA)	0
Baseline contract value	£139,049.40

ACCESS*

Patients seen in 24 months	Total	Change since previous quarter
Quarter ending March 2018	2,145	
Quarter ending June 2018	2,092	↓
Quarter ending September 2018	2,038	↓
Quarter ending December 2018	2,116	↑
Quarter ending March 2019	2,181	↑
Variance since March 2018	1.7%	→



ACTIVITY



Month	Adjusted Scheduled Activity (UDA)	
	2018	2019
April	255	-4
May	589	-4
June	1,283	410
July	1,946	857
August	2,282	1,004
September	2,467	1,318
October	3,445	1,554
November	3,818	1,946
December	4,224	2,241
January	4,761	2,710
February	5,002	3,213
March	5,040	3,654
April	5,052	4,001
May	5,052	4,065
June	5,052	4,065

QUALITY

	Quantity	Base Number	Contract	AT	Region	England
% of FP17s for the same patient ID Re-attending within 3 months - Children	23	1,102	2.1%	9.5%	11.5%	11.8%
% of FP17s for the same patient ID Re-attending within 3 months - Adults	46	803	5.7%	14.2%	15.2%	15.7%
% of FP17s for the same patient ID Re-attending between 3 & 9 months - Children	394	1,102	35.8%	61.5%	60.2%	58.9%
% of FP17s for the same patient ID Re-attending between 3 & 9 months - Adults	173	803	21.5%	52.5%	51.8%	50.8%
% of FP17s for Band 1 Urgent Courses	69	1,964	3.5%	7.9%	8.1%	9.1%
% of FP17s Relating to Free Repair or Replacements	1	1,964	0.1%	0.8%	0.8%	0.8%
% of FP17s Relating to Continuations	8	1,964	0.4%	0.9%	0.9%	0.9%
% of Patients satisfied with the dentistry they have received	4	4	N/A	91.8%	92.7%	92.5%
% of Patients satisfied with the time they had to wait for an appointment	2	4	N/A	86.1%	87.4%	87.0%

* This is based on patients treated on this contract for their most recent course of treatment. Figures in italics indicate the base number of FP17s or Patient Questionnaire responses are less than 100. N/A is shown where the base number of responses is less than 10 during the period. % is calculated as Quantity/Base number*100

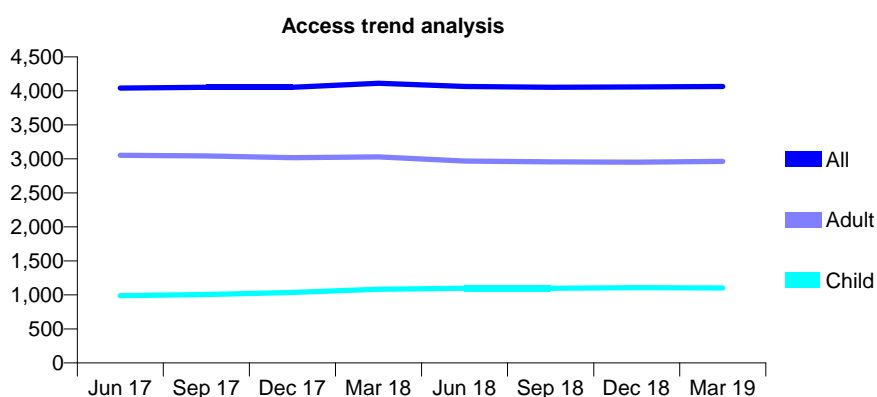
Q59 - Vital Signs At a Glance Contract Report for 178055/0001 - Year end March 2019

Name or company name	Sloss, Sloss & Bentley
Contract type name	GDS Contract
Purpose of contract	General and Orthodontic
Contract start date	01/04/2006
Contract end date	

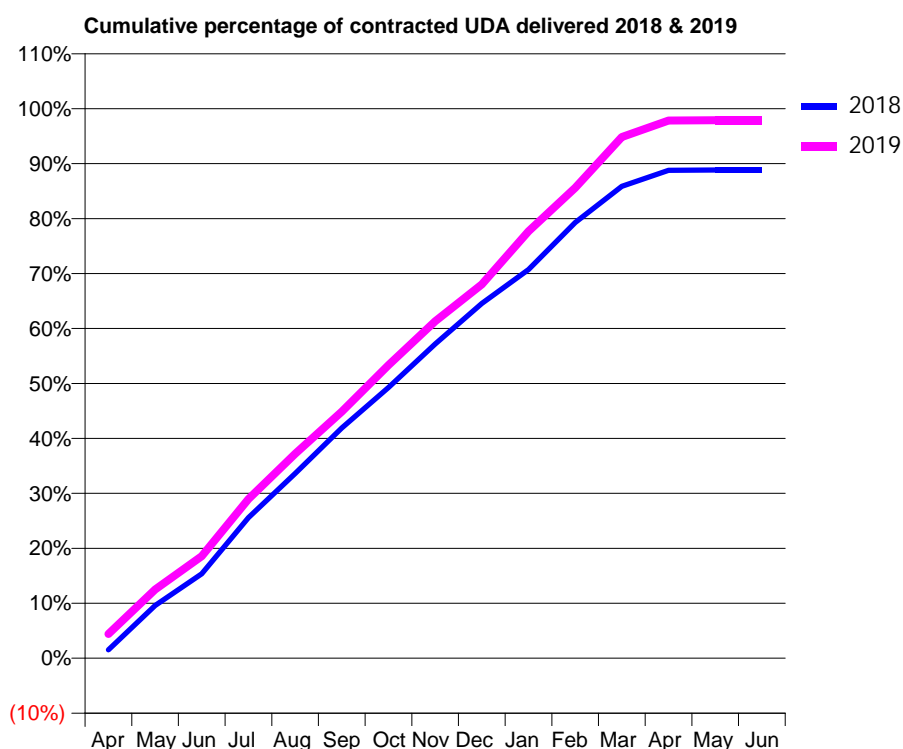
18/19 Contracted general activity (UDA)	11,000
Carry forward general activity (UDA)	0
18/19 Contracted orthodontic activity (UOA)	459
Carry forward orthodontic activity (UOA)	0
Baseline contract value	£280,728.04

ACCESS*

Patients seen in 24 months	Total	Change since previous quarter
Quarter ending March 2018	4,112	
Quarter ending June 2018	4,064	↓
Quarter ending September 2018	4,054	→
Quarter ending December 2018	4,058	→
Quarter ending March 2019	4,065	→
Variance since March 2018	(1.1%)	↓



ACTIVITY



Month	Adjusted Scheduled Activity (UDA)	
	2018	2019
April	183	486
May	1,133	1,377
June	1,815	2,043
July	3,019	3,185
August	3,969	4,094
September	4,943	4,934
October	5,812	5,868
November	6,748	6,745
December	7,616	7,482
January	8,346	8,546
February	9,357	9,417
March	10,132	10,431
April	10,476	10,762
May	10,482	10,768
June	10,482	10,768

QUALITY

	Quantity	Base Number	Contract	AT	Region	England
% of FP17s for the same patient ID Re-attending within 3 months - Children	115	1,906	6.0%	9.5%	11.5%	11.8%
% of FP17s for the same patient ID Re-attending within 3 months - Adults	487	4,543	10.7%	14.2%	15.2%	15.7%
% of FP17s for the same patient ID Re-attending between 3 & 9 months - Children	1,356	1,906	71.1%	61.5%	60.2%	58.9%
% of FP17s for the same patient ID Re-attending between 3 & 9 months - Adults	2,688	4,543	59.2%	52.5%	51.8%	50.8%
% of FP17s for Band 1 Urgent Courses	236	6,382	3.7%	7.9%	8.1%	9.1%
% of FP17s Relating to Free Repair or Replacements	26	6,382	0.4%	0.8%	0.8%	0.8%
% of FP17s Relating to Continuations	91	6,382	1.4%	0.9%	0.9%	0.9%
% of Patients satisfied with the dentistry they have received	1	1	N/A	91.8%	92.7%	92.5%
% of Patients satisfied with the time they had to wait for an appointment	1	1	N/A	86.1%	87.4%	87.0%

* This is based on patients treated on this contract for their most recent course of treatment. Figures in italics indicate the base number of FP17s or Patient Questionnaire responses are less than 100. N/A is shown where the base number of responses is less than 10 during the period. % is calculated as Quantity/Base number*100

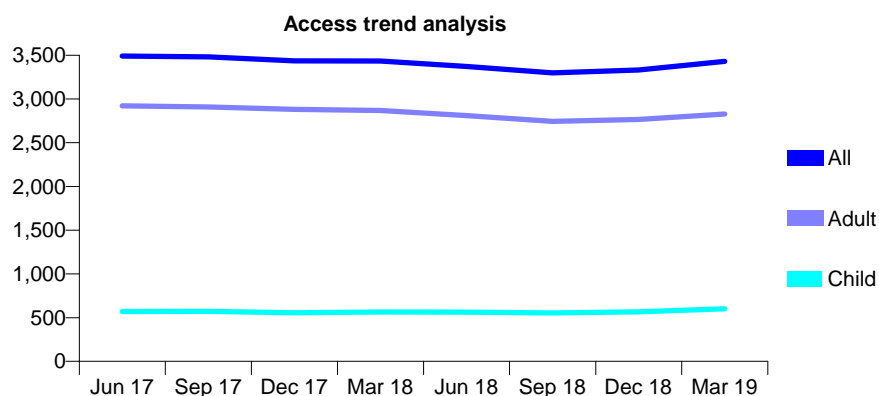
Q59 - Vital Signs At a Glance Contract Report for 181293/0001 - Year end March 2019

Name or company name	JDRM Dental Care Ltd
Contract type name	GDS Contract
Purpose of contract	General
Contract start date	01/07/2015
Contract end date	

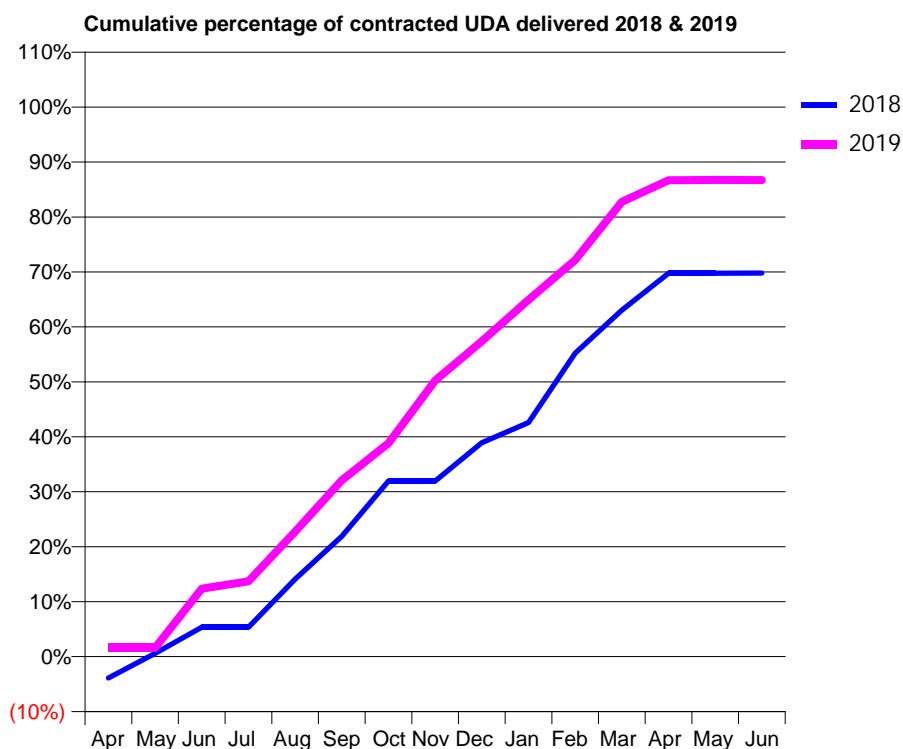
18/19 Contracted general activity (UDA)	9,832
Carry forward general activity (UDA)	0
18/19 Contracted orthodontic activity (UOA)	0
Carry forward orthodontic activity (UOA)	0
Baseline contract value	£226,857.96

ACCESS*

Patients seen in 24 months	Total	Change since previous quarter
Quarter ending March 2018	3,434	
Quarter ending June 2018	3,373	↓
Quarter ending September 2018	3,299	↓
Quarter ending December 2018	3,332	→
Quarter ending March 2019	3,430	↑
Variance since March 2018	(0.1%)	→



ACTIVITY



Month	Adjusted Scheduled Activity (UDA)	
	2018	2019
April	-382	158
May	58	158
June	526	1,216
July	526	1,348
August	1,388	2,238
September	2,151	3,154
October	3,144	3,819
November	3,144	4,940
December	3,825	5,642
January	4,188	6,383
February	5,428	7,096
March	6,198	8,136
April	6,858	8,522
May	6,858	8,529
June	6,862	8,526

QUALITY

	Quantity	Base Number	Contract	AT	Region	England
% of FP17s for the same patient ID Re-attending within 3 months - Children	56	998	5.6%	9.5%	11.5%	11.8%
% of FP17s for the same patient ID Re-attending within 3 months - Adults	436	4,036	10.8%	14.2%	15.2%	15.7%
% of FP17s for the same patient ID Re-attending between 3 & 9 months - Children	632	998	63.3%	61.5%	60.2%	58.9%
% of FP17s for the same patient ID Re-attending between 3 & 9 months - Adults	2,144	4,036	53.1%	52.5%	51.8%	50.8%
% of FP17s for Band 1 Urgent Courses	202	4,232	4.8%	7.9%	8.1%	9.1%
% of FP17s Relating to Free Repair or Replacements	52	4,232	1.2%	0.8%	0.8%	0.8%
% of FP17s Relating to Continuations	39	4,232	0.9%	0.9%	0.9%	0.9%
% of Patients satisfied with the dentistry they have received	1	1	N/A	91.8%	92.7%	92.5%
% of Patients satisfied with the time they had to wait for an appointment	0	1	N/A	86.1%	87.4%	87.0%

* This is based on patients treated on this contract for their most recent course of treatment. Figures in italics indicate the base number of FP17s or Patient Questionnaire responses are less than 100. N/A is shown where the base number of responses is less than 10 during the period. % is calculated as Quantity/Base number*100

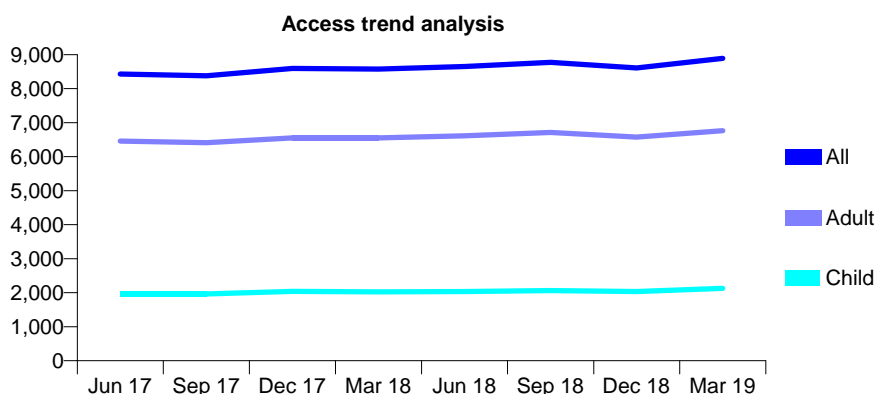
Q59 - Vital Signs At a Glance Contract Report for 183865/0002 - Year end March 2019

Name or company name	H Amin & A Patel
Contract type name	GDS Contract
Purpose of contract	General
Contract start date	01/10/2013
Contract end date	

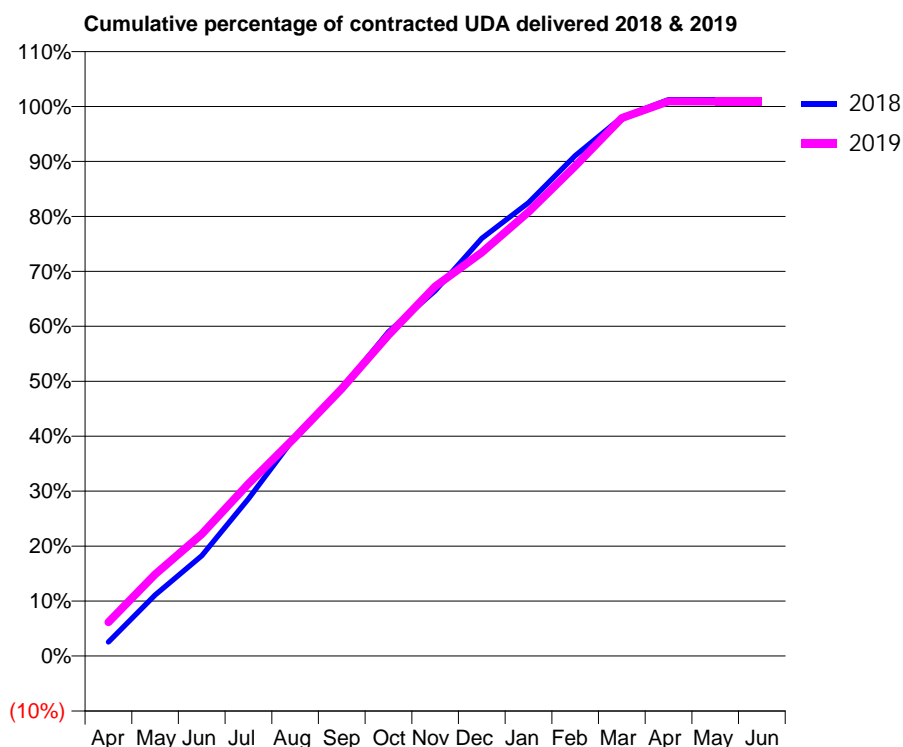
18/19 Contracted general activity (UDA)	19,643
Carry forward general activity (UDA)	-242
18/19 Contracted orthodontic activity (UOA)	0
Carry forward orthodontic activity (UOA)	0
Baseline contract value	£429,992.42

ACCESS*

Patients seen in 24 months	Total	Change since previous quarter
Quarter ending March 2018	8,579	
Quarter ending June 2018	8,653	→
Quarter ending September 2018	8,773	→
Quarter ending December 2018	8,611	↓
Quarter ending March 2019	8,892	↑
Variance since March 2018	3.6%	↑



ACTIVITY



Month	Adjusted Scheduled Activity (UDA)	
	2018	2019
April	503	1,213
May	2,180	2,920
June	3,582	4,357
July	5,621	6,158
August	7,845	7,827
September	9,552	9,553
October	11,584	11,472
November	13,057	13,209
December	14,925	14,422
January	16,204	15,871
February	17,882	17,513
March	19,252	19,225
April	19,882	19,823
May	19,885	19,820
June	19,885	19,818

QUALITY

	Quantity	Base Number	Contract	AT	Region	England
% of FP17s for the same patient ID Re-attending within 3 months - Children	223	3,407	6.5%	9.5%	11.5%	11.8%
% of FP17s for the same patient ID Re-attending within 3 months - Adults	921	9,574	9.6%	14.2%	15.2%	15.7%
% of FP17s for the same patient ID Re-attending between 3 & 9 months - Children	2,327	3,407	68.3%	61.5%	60.2%	58.9%
% of FP17s for the same patient ID Re-attending between 3 & 9 months - Adults	5,915	9,574	61.8%	52.5%	51.8%	50.8%
% of FP17s for Band 1 Urgent Courses	553	11,419	4.8%	7.9%	8.1%	9.1%
% of FP17s Relating to Free Repair or Replacements	80	11,419	0.7%	0.8%	0.8%	0.8%
% of FP17s Relating to Continuations	47	11,419	0.4%	0.9%	0.9%	0.9%
% of Patients satisfied with the dentistry they have received	5	5	N/A	91.8%	92.7%	92.5%
% of Patients satisfied with the time they had to wait for an appointment	5	5	N/A	86.1%	87.4%	87.0%

* This is based on patients treated on this contract for their most recent course of treatment. Figures in italics indicate the base number of FP17s or Patient Questionnaire responses are less than 100. N/A is shown where the base number of responses is less than 10 during the period. % is calculated as Quantity/Base number*100

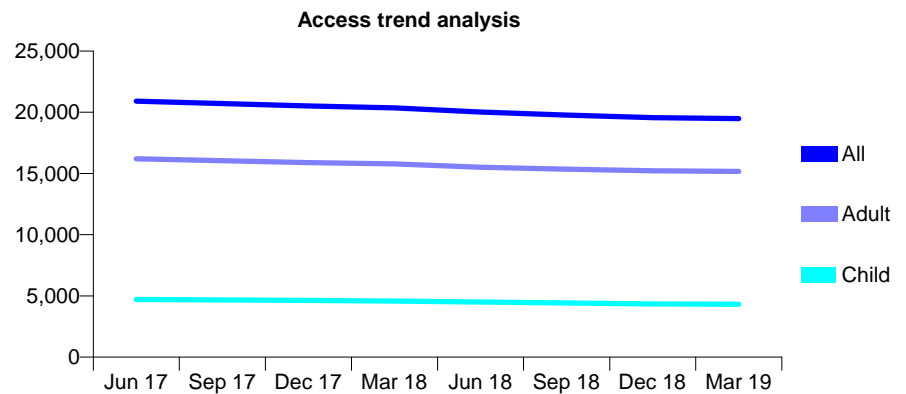
Q59 - Vital Signs At a Glance Contract Report for 187208/0001 - Year end March 2019

Name or company name	Mr N Maxey & Mr W Welch
Contract type name	GDS Contract
Purpose of contract	General and Orthodontic
Contract start date	01/04/2006
Contract end date	

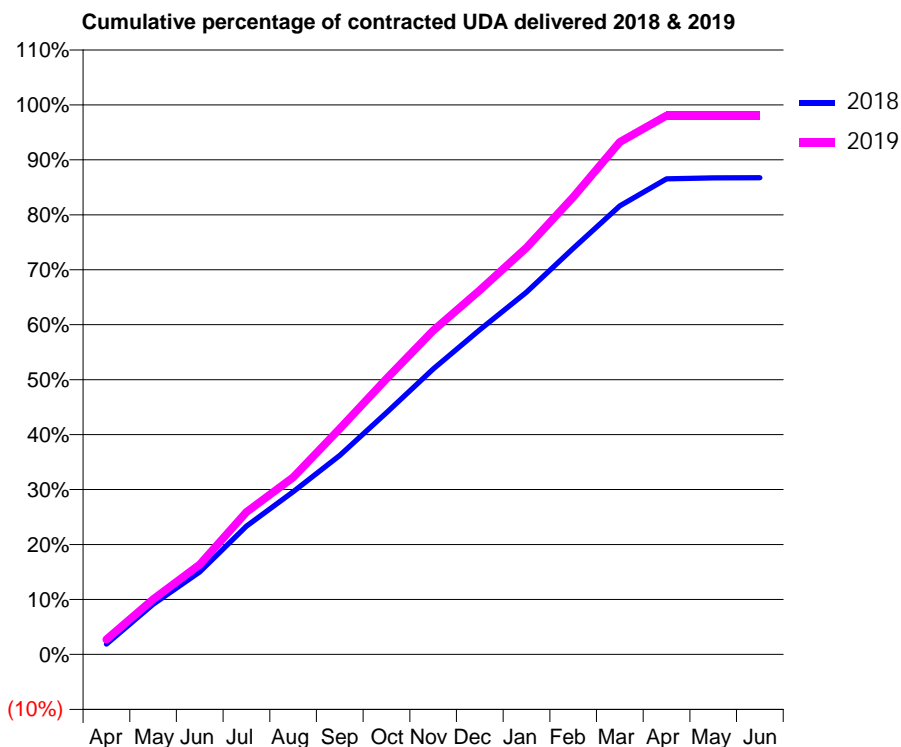
18/19 Contracted general activity (UDA)	55,070
Carry forward general activity (UDA)	0
18/19 Contracted orthodontic activity (UOA)	705
Carry forward orthodontic activity (UOA)	1
Baseline contract value	£1,381,477.29

ACCESS*

Patients seen in 24 months	Total	Change since previous quarter
Quarter ending March 2018	20,364	
Quarter ending June 2018	20,013	↓
Quarter ending September 2018	19,775	↓
Quarter ending December 2018	19,563	↓
Quarter ending March 2019	19,480	→
Variance since March 2018	(4.3%)	↓



ACTIVITY



Month	Adjusted Scheduled Activity (UDA)	
	2018	2019
April	1,179	1,509
May	5,766	5,523
June	9,459	9,014
July	14,720	14,265
August	18,673	17,747
September	22,848	22,616
October	27,747	27,627
November	32,758	32,448
December	37,266	36,487
January	41,579	40,747
February	46,612	45,825
March	51,485	51,335
April	54,592	53,980
May	54,693	53,993
June	54,702	54,003

QUALITY

	Quantity	Base Number	Contract	AT	Region	England
% of FP17s for the same patient ID Re-attending within 3 months - Children	415	6,910	6.0%	9.5%	11.5%	11.8%
% of FP17s for the same patient ID Re-attending within 3 months - Adults	2,753	23,254	11.8%	14.2%	15.2%	15.7%
% of FP17s for the same patient ID Re-attending between 3 & 9 months - Children	4,309	6,910	62.4%	61.5%	60.2%	58.9%
% of FP17s for the same patient ID Re-attending between 3 & 9 months - Adults	12,595	23,254	54.2%	52.5%	51.8%	50.8%
% of FP17s for Band 1 Urgent Courses	1,869	29,801	6.3%	7.9%	8.1%	9.1%
% of FP17s Relating to Free Repair or Replacements	195	29,801	0.7%	0.8%	0.8%	0.8%
% of FP17s Relating to Continuations	251	29,801	0.8%	0.9%	0.9%	0.9%
% of Patients satisfied with the dentistry they have received	16	16	100.0%	91.8%	92.7%	92.5%
% of Patients satisfied with the time they had to wait for an appointment	15	16	93.8%	86.1%	87.4%	87.0%

* This is based on patients treated on this contract for their most recent course of treatment. Figures in italics indicate the base number of FP17s or Patient Questionnaire responses are less than 100. N/A is shown where the base number of responses is less than 10 during the period. % is calculated as Quantity/Base number*100

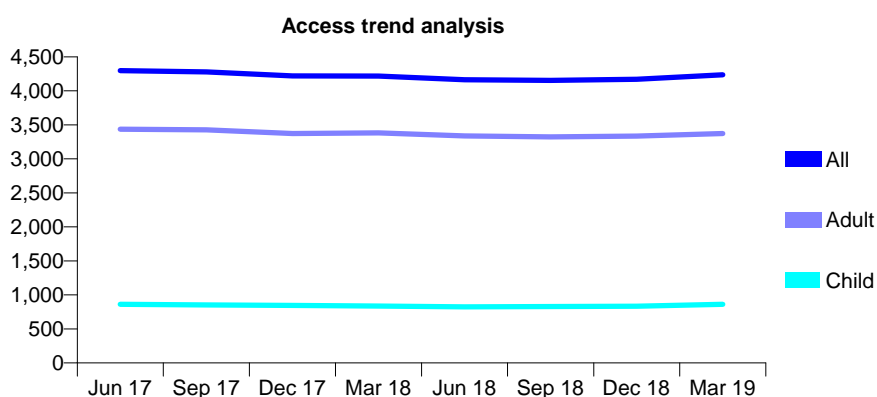
Q59 - Vital Signs At a Glance Contract Report for 187208/0002 - Year end March 2019

Name or company name	Mr N Maxey & Mr W Welch
Contract type name	GDS Contract
Purpose of contract	General
Contract start date	01/04/2006
Contract end date	

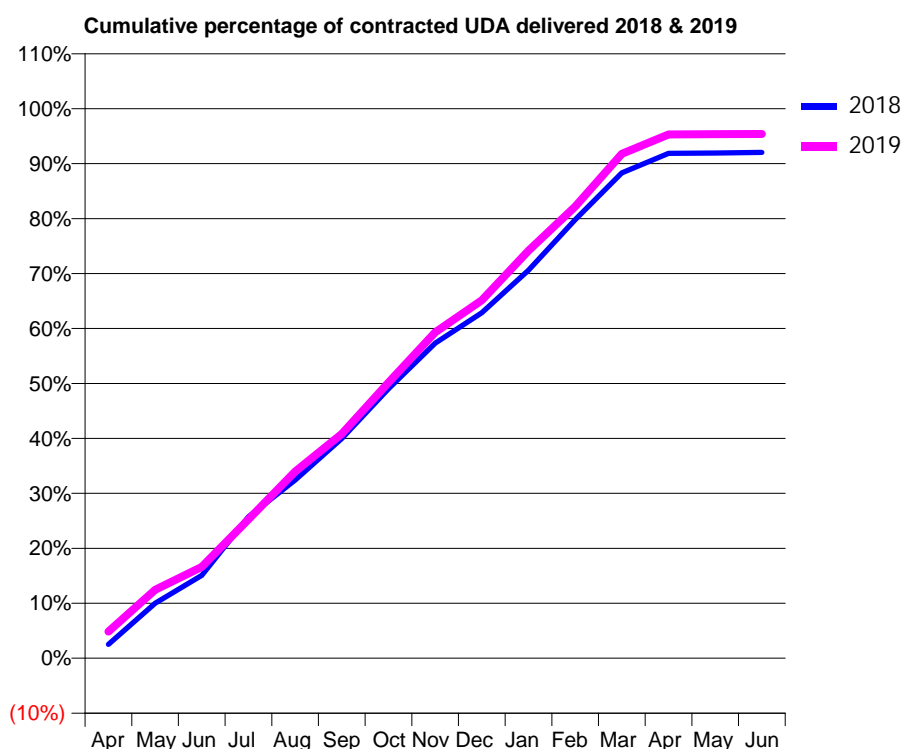
18/19 Contracted general activity (UDA)	12,165
Carry forward general activity (UDA)	0
18/19 Contracted orthodontic activity (UOA)	0
Carry forward orthodontic activity (UOA)	0
Baseline contract value	£275,758.23

ACCESS*

Patients seen in 24 months	Total	Change since previous quarter
Quarter ending March 2018	4,219	
Quarter ending June 2018	4,164	↓
Quarter ending September 2018	4,153	→
Quarter ending December 2018	4,172	→
Quarter ending March 2019	4,236	→
Variance since March 2018	0.4%	→



ACTIVITY



Adjusted Scheduled Activity (UDA)		
Month	2018	2019
April	308	589
May	1,217	1,515
June	1,835	2,020
July	3,132	3,074
August	3,945	4,135
September	4,864	4,963
October	5,963	6,105
November	6,973	7,218
December	7,648	7,926
January	8,588	9,022
February	9,709	9,999
March	10,743	11,162
April	11,176	11,595
May	11,182	11,601
June	11,195	11,602

QUALITY

	Quantity	Base Number	Contract	AT	Region	England
% of FP17s for the same patient ID Re-attending within 3 months - Children	55	1,289	4.3%	9.5%	11.5%	11.8%
% of FP17s for the same patient ID Re-attending within 3 months - Adults	458	4,878	9.4%	14.2%	15.2%	15.7%
% of FP17s for the same patient ID Re-attending between 3 & 9 months - Children	791	1,289	61.4%	61.5%	60.2%	58.9%
% of FP17s for the same patient ID Re-attending between 3 & 9 months - Adults	2,886	4,878	59.2%	52.5%	51.8%	50.8%
% of FP17s for Band 1 Urgent Courses	347	6,139	5.7%	7.9%	8.1%	9.1%
% of FP17s Relating to Free Repair or Replacements	43	6,139	0.7%	0.8%	0.8%	0.8%
% of FP17s Relating to Continuations	42	6,139	0.7%	0.9%	0.9%	0.9%
% of Patients satisfied with the dentistry they have received	7	7	N/A	91.8%	92.7%	92.5%
% of Patients satisfied with the time they had to wait for an appointment	5	7	N/A	86.1%	87.4%	87.0%

* This is based on patients treated on this contract for their most recent course of treatment. Figures in italics indicate the base number of FP17s or Patient Questionnaire responses are less than 100. N/A is shown where the base number of responses is less than 10 during the period. % is calculated as Quantity/Base number*100

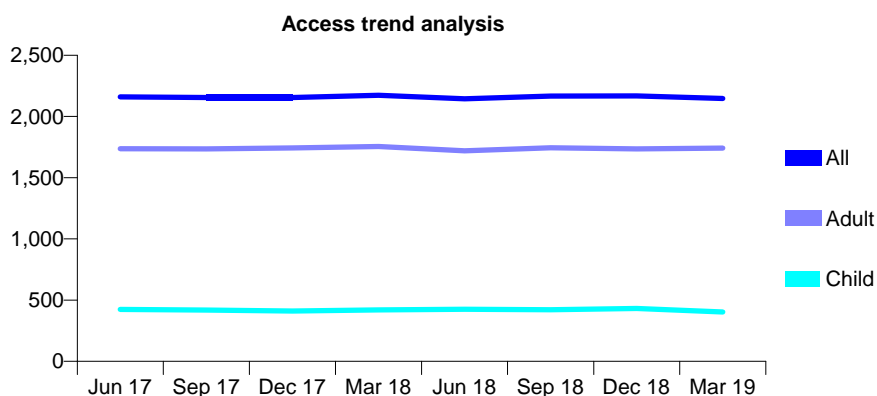
Q59 - Vital Signs At a Glance Contract Report for 187313/0002 - Year end March 2019

Name or company name	J Ahmad, M Hallen, A Persson & A Alfreds
Contract type name	GDS Contract
Purpose of contract	General
Contract start date	01/04/2010
Contract end date	

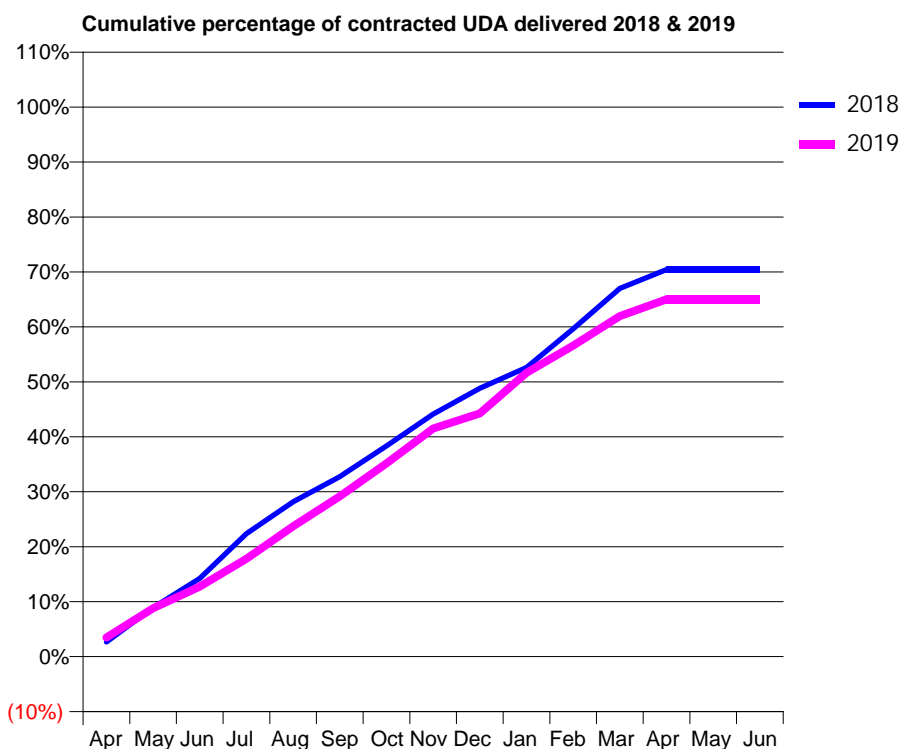
18/19 Contracted general activity (UDA)	9,152
Carry forward general activity (UDA)	0
18/19 Contracted orthodontic activity (UOA)	0
Carry forward orthodontic activity (UOA)	0
Baseline contract value	£189,441.23

ACCESS*

Patients seen in 24 months	Total	Change since previous quarter
Quarter ending March 2018	2,174	
Quarter ending June 2018	2,144	↓
Quarter ending September 2018	2,166	→
Quarter ending December 2018	2,168	→
Quarter ending March 2019	2,146	↓
Variance since March 2018	(1.3%)	↓



ACTIVITY



Month	Adjusted Scheduled Activity (UDA)	
	2018	2019
April	243	319
May	819	806
June	1,303	1,166
July	2,048	1,630
August	2,579	2,171
September	2,998	2,671
October	3,508	3,219
November	4,038	3,799
December	4,468	4,049
January	4,813	4,728
February	5,461	5,181
March	6,131	5,671
April	6,446	5,951
May	6,446	5,951
June	6,446	5,951

QUALITY

	Quantity	Base Number	Contract	AT	Region	England
% of FP17s for the same patient ID Re-attending within 3 months - Children	29	591	4.9%	9.5%	11.5%	11.8%
% of FP17s for the same patient ID Re-attending within 3 months - Adults	299	2,502	12.0%	14.2%	15.2%	15.7%
% of FP17s for the same patient ID Re-attending between 3 & 9 months - Children	401	591	67.9%	61.5%	60.2%	58.9%
% of FP17s for the same patient ID Re-attending between 3 & 9 months - Adults	1,617	2,502	64.6%	52.5%	51.8%	50.8%
% of FP17s for Band 1 Urgent Courses	305	3,109	9.8%	7.9%	8.1%	9.1%
% of FP17s Relating to Free Repair or Replacements	1	3,109	0.0%	0.8%	0.8%	0.8%
% of FP17s Relating to Continuations	21	3,109	0.7%	0.9%	0.9%	0.9%
% of Patients satisfied with the dentistry they have received	6	6	N/A	91.8%	92.7%	92.5%
% of Patients satisfied with the time they had to wait for an appointment	5	6	N/A	86.1%	87.4%	87.0%

* This is based on patients treated on this contract for their most recent course of treatment. Figures in italics indicate the base number of FP17s or Patient Questionnaire responses are less than 100. N/A is shown where the base number of responses is less than 10 during the period. % is calculated as Quantity/Base number*100

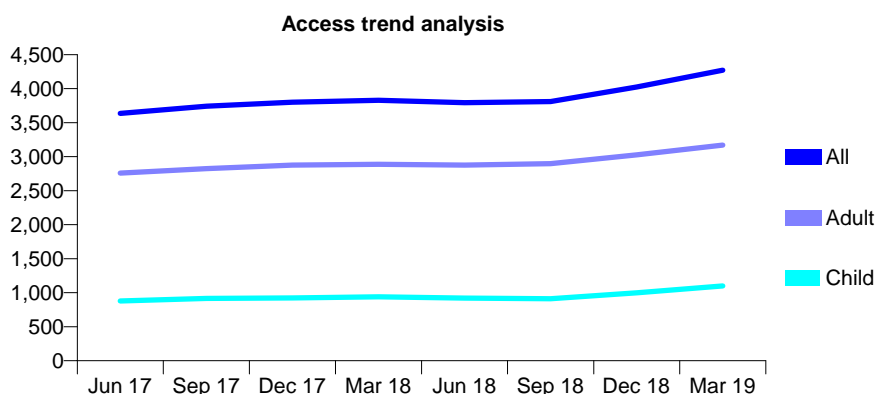
Q59 - Vital Signs At a Glance Contract Report for 188107/0001 - Year end March 2019

Name or company name	Mr I Razaq
Contract type name	GDS Contract
Purpose of contract	General
Contract start date	15/08/2006
Contract end date	

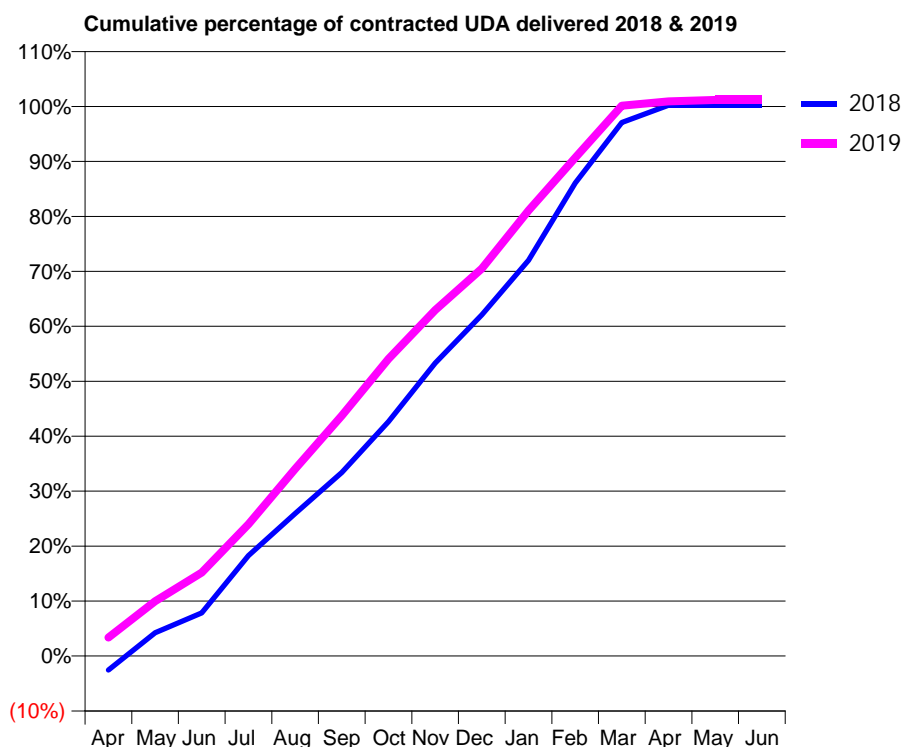
18/19 Contracted general activity (UDA)	13,300
Carry forward general activity (UDA)	74
18/19 Contracted orthodontic activity (UOA)	0
Carry forward orthodontic activity (UOA)	0
Baseline contract value	£369,596.88

ACCESS*

Patients seen in 24 months	Total	Change since previous quarter
Quarter ending March 2018	3,830	
Quarter ending June 2018	3,796	→
Quarter ending September 2018	3,810	→
Quarter ending December 2018	4,025	↑
Quarter ending March 2019	4,271	↑
Variance since March 2018	11.5%	↑



ACTIVITY



Month	Adjusted Scheduled Activity (UDA)	
	2018	2019
April	-316	446
May	521	1,329
June	966	2,020
July	2,249	3,191
August	3,189	4,529
September	4,108	5,818
October	5,244	7,189
November	6,557	8,369
December	7,636	9,376
January	8,857	10,781
February	10,586	12,059
March	11,942	13,319
April	12,326	13,423
May	12,326	13,457
June	12,326	13,457

QUALITY

	Quantity	Base Number	Contract	AT	Region	England
% of FP17s for the same patient ID Re-attending within 3 months - Children	100	1,635	6.1%	9.5%	11.5%	11.8%
% of FP17s for the same patient ID Re-attending within 3 months - Adults	551	4,461	12.4%	14.2%	15.2%	15.7%
% of FP17s for the same patient ID Re-attending between 3 & 9 months - Children	1,022	1,635	62.5%	61.5%	60.2%	58.9%
% of FP17s for the same patient ID Re-attending between 3 & 9 months - Adults	2,636	4,461	59.1%	52.5%	51.8%	50.8%
% of FP17s for Band 1 Urgent Courses	425	6,010	7.1%	7.9%	8.1%	9.1%
% of FP17s Relating to Free Repair or Replacements	44	6,010	0.7%	0.8%	0.8%	0.8%
% of FP17s Relating to Continuations	32	6,010	0.5%	0.9%	0.9%	0.9%
% of Patients satisfied with the dentistry they have received	13	14	92.9%	91.8%	92.7%	92.5%
% of Patients satisfied with the time they had to wait for an appointment	14	14	100.0%	86.1%	87.4%	87.0%

* This is based on patients treated on this contract for their most recent course of treatment. Figures in italics indicate the base number of FP17s or Patient Questionnaire responses are less than 100. N/A is shown where the base number of responses is less than 10 during the period. % is calculated as Quantity/Base number*100

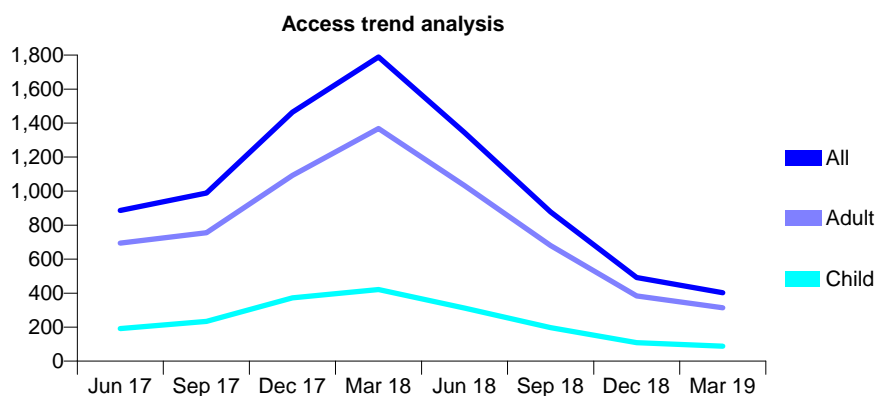
Q59 - Vital Signs At a Glance Contract Report for 188867/0001 - Year end March 2019

Name or company name	Mr Moroney& Ms N Whitley
Contract type name	GDS Contract
Purpose of contract	General
Contract start date	01/10/2013
Contract end date	31/05/2018

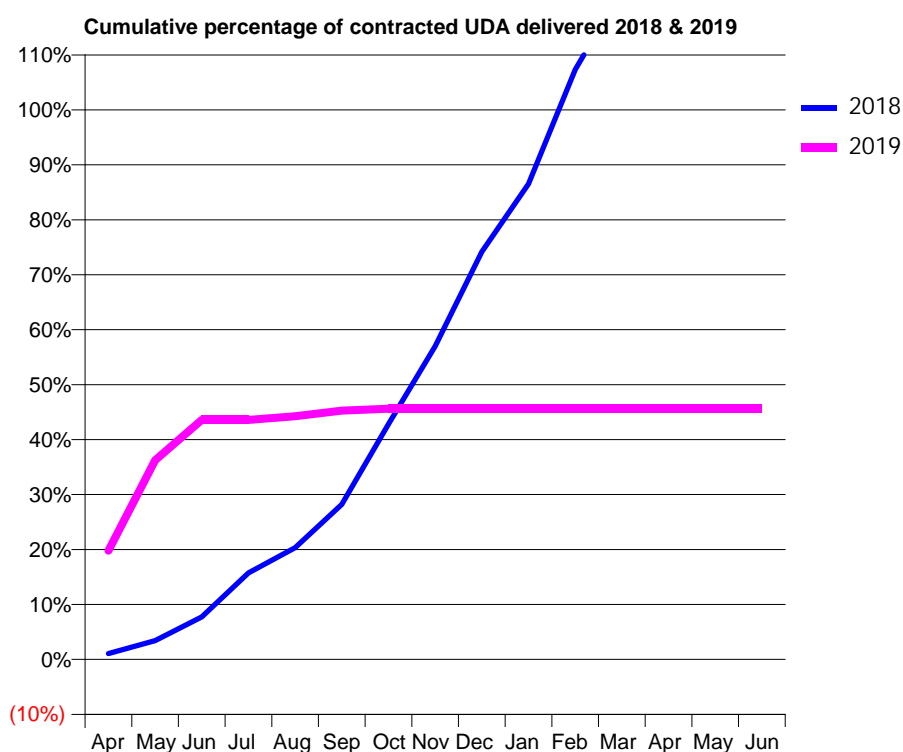
18/19 Contracted general activity (UDA)	596
Carry forward general activity (UDA)	0
18/19 Contracted orthodontic activity (UOA)	0
Carry forward orthodontic activity (UOA)	0
Baseline contract value	£14,002.04

ACCESS*

Patients seen in 24 months	Total	Change since previous quarter
Quarter ending March 2018	1,789	
Quarter ending June 2018	1,344	↓
Quarter ending September 2018	877	↓
Quarter ending December 2018	492	↓
Quarter ending March 2019	402	↓
Variance since March 2018	(77.5%)	↓



ACTIVITY



Month	Adjusted Scheduled Activity (UDA)	
	2018	2019
April	39	118
May	123	216
June	276	260
July	563	260
August	728	264
September	1,009	270
October	1,532	272
November	2,040	272
December	2,654	272
January	3,096	272
February	3,840	272
March	4,356	272
April	4,481	272
May	4,481	272
June	4,482	272

QUALITY

	Quantity	Base Number	Contract	AT	Region	England
% of FP17s for the same patient ID Re-attending within 3 months - Children	0	12	0.0%	9.5%	11.5%	11.8%
% of FP17s for the same patient ID Re-attending within 3 months - Adults	8	87	9.2%	14.2%	15.2%	15.7%
% of FP17s for the same patient ID Re-attending between 3 & 9 months - Children	2	12	16.7%	61.5%	60.2%	58.9%
% of FP17s for the same patient ID Re-attending between 3 & 9 months - Adults	17	87	19.5%	52.5%	51.8%	50.8%
% of FP17s for Band 1 Urgent Courses	4	63	6.3%	7.9%	8.1%	9.1%
% of FP17s Relating to Free Repair or Replacements	0	63	0.0%	0.8%	0.8%	0.8%
% of FP17s Relating to Continuations	2	63	3.2%	0.9%	0.9%	0.9%
% of Patients satisfied with the dentistry they have received	0	0	N/A	91.8%	92.7%	92.5%
% of Patients satisfied with the time they had to wait for an appointment	0	0	N/A	86.1%	87.4%	87.0%

* This is based on patients treated on this contract for their most recent course of treatment. Figures in italics indicate the base number of FP17s or Patient Questionnaire responses are less than 100. N/A is shown where the base number of responses is less than 10 during the period. % is calculated as Quantity/Base number*100

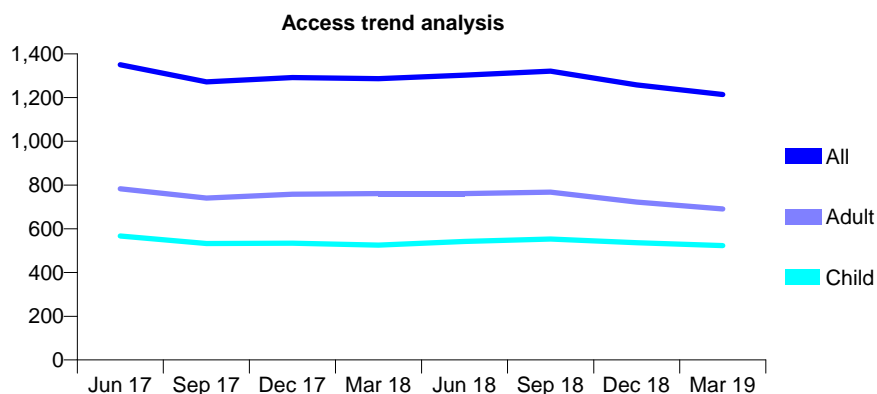
Q59 - Vital Signs At a Glance Contract Report for 189820/0001 - Year end March 2019

Name or company name	J & P Pallipatt T/A Aesthetic Smiles
Contract type name	GDS Contract
Purpose of contract	General
Contract start date	01/12/2010
Contract end date	

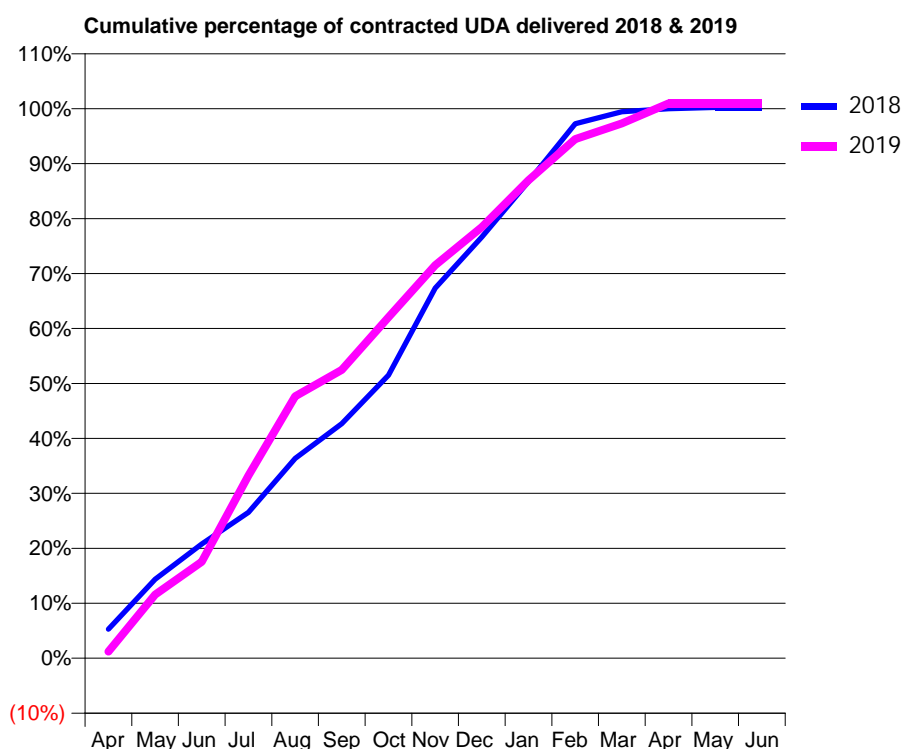
18/19 Contracted general activity (UDA)	3,000
Carry forward general activity (UDA)	-7
18/19 Contracted orthodontic activity (UOA)	0
Carry forward orthodontic activity (UOA)	0
Baseline contract value	£147,076.97

ACCESS*

Patients seen in 24 months	Total	Change since previous quarter
Quarter ending March 2018	1,286	
Quarter ending June 2018	1,303	→
Quarter ending September 2018	1,321	→
Quarter ending December 2018	1,258	↓
Quarter ending March 2019	1,214	↓
Variance since March 2018	(5.6%)	↓



ACTIVITY



Month	Adjusted Scheduled Activity (UDA)	
	2018	2019
April	158	36
May	432	347
June	624	527
July	797	998
August	1,091	1,430
September	1,280	1,574
October	1,545	1,861
November	2,021	2,145
December	2,299	2,353
January	2,602	2,609
February	2,917	2,834
March	2,983	2,920
April	3,000	3,029
May	3,006	3,029
June	3,007	3,029

QUALITY

	Quantity	Base Number	Contract	AT	Region	England
% of FP17s for the same patient ID Re-attending within 3 months - Children	68	639	10.6%	9.5%	11.5%	11.8%
% of FP17s for the same patient ID Re-attending within 3 months - Adults	174	867	20.1%	14.2%	15.2%	15.7%
% of FP17s for the same patient ID Re-attending between 3 & 9 months - Children	315	639	49.3%	61.5%	60.2%	58.9%
% of FP17s for the same patient ID Re-attending between 3 & 9 months - Adults	401	867	46.3%	52.5%	51.8%	50.8%
% of FP17s for Band 1 Urgent Courses	189	1,532	12.3%	7.9%	8.1%	9.1%
% of FP17s Relating to Free Repair or Replacements	1	1,532	0.1%	0.8%	0.8%	0.8%
% of FP17s Relating to Continuations	2	1,532	0.1%	0.9%	0.9%	0.9%
% of Patients satisfied with the dentistry they have received	2	2	N/A	91.8%	92.7%	92.5%
% of Patients satisfied with the time they had to wait for an appointment	2	2	N/A	86.1%	87.4%	87.0%

* This is based on patients treated on this contract for their most recent course of treatment. Figures in italics indicate the base number of FP17s or Patient Questionnaire responses are less than 100. N/A is shown where the base number of responses is less than 10 during the period. % is calculated as Quantity/Base number*100

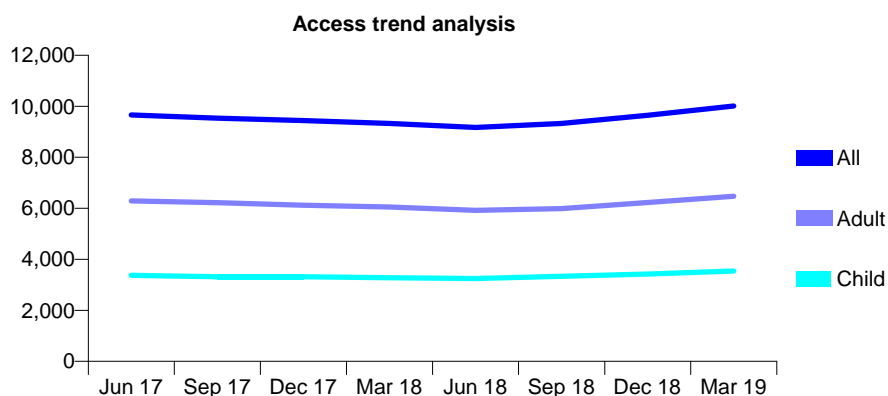
Q59 - Vital Signs At a Glance Contract Report for 189960/0001 - Year end March 2019

Name or company name	Mr Z Kapadia & Mr N F Kapadia
Contract type name	GDS Contract
Purpose of contract	General
Contract start date	01/04/2014
Contract end date	

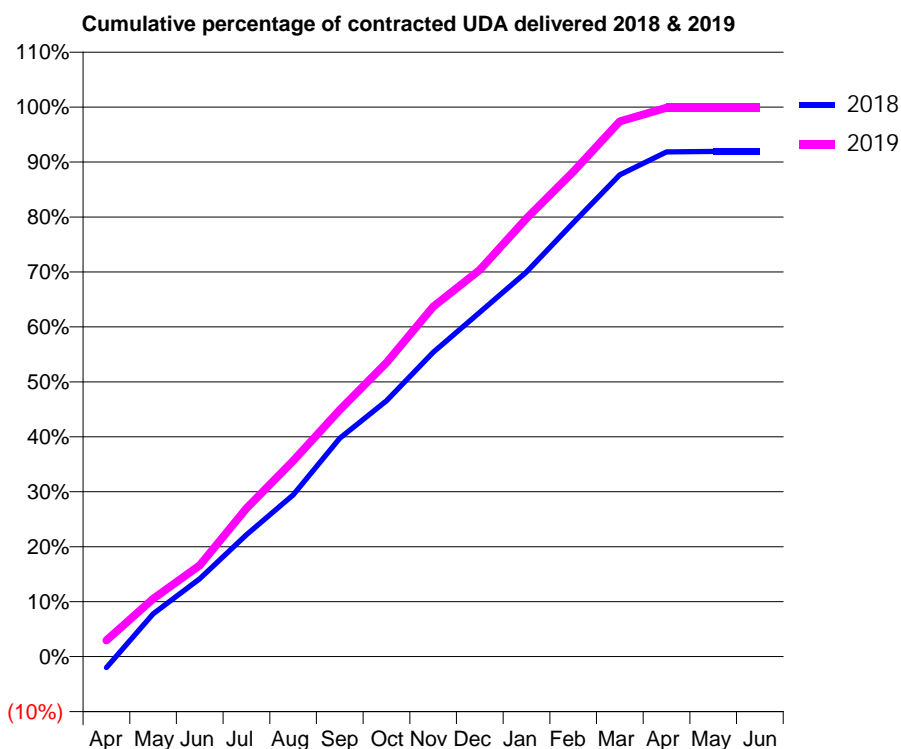
18/19 Contracted general activity (UDA)	23,121
Carry forward general activity (UDA)	312
18/19 Contracted orthodontic activity (UOA)	0
Carry forward orthodontic activity (UOA)	0
Baseline contract value	£585,788.91

ACCESS*

Patients seen in 24 months	Total	Change since previous quarter
Quarter ending March 2018	9,328	
Quarter ending June 2018	9,171	↓
Quarter ending September 2018	9,326	→
Quarter ending December 2018	9,651	↑
Quarter ending March 2019	10,010	↑
Variance since March 2018	7.3%	↑



ACTIVITY



Month	Adjusted Scheduled Activity (UDA)	
	2018	2019
April	-467	683
May	1,803	2,434
June	3,279	3,840
July	5,123	6,244
August	6,804	8,238
September	9,189	10,376
October	10,766	12,363
November	12,804	14,719
December	14,482	16,268
January	16,182	18,439
February	18,251	20,396
March	20,267	22,519
April	21,235	23,089
May	21,253	23,091
June	21,253	23,092

QUALITY

	Quantity	Base Number	Contract	AT	Region	England
% of FP17s for the same patient ID Re-attending within 3 months - Children	470	6,594	7.1%	9.5%	11.5%	11.8%
% of FP17s for the same patient ID Re-attending within 3 months - Adults	1,173	9,992	11.7%	14.2%	15.2%	15.7%
% of FP17s for the same patient ID Re-attending between 3 & 9 months - Children	4,653	6,594	70.6%	61.5%	60.2%	58.9%
% of FP17s for the same patient ID Re-attending between 3 & 9 months - Adults	6,061	9,992	60.7%	52.5%	51.8%	50.8%
% of FP17s for Band 1 Urgent Courses	814	15,386	5.3%	7.9%	8.1%	9.1%
% of FP17s Relating to Free Repair or Replacements	74	15,386	0.5%	0.8%	0.8%	0.8%
% of FP17s Relating to Continuations	21	15,386	0.1%	0.9%	0.9%	0.9%
% of Patients satisfied with the dentistry they have received	3	3	N/A	91.8%	92.7%	92.5%
% of Patients satisfied with the time they had to wait for an appointment	3	3	N/A	86.1%	87.4%	87.0%

* This is based on patients treated on this contract for their most recent course of treatment. Figures in italics indicate the base number of FP17s or Patient Questionnaire responses are less than 100. N/A is shown where the base number of responses is less than 10 during the period. % is calculated as Quantity/Base number*100

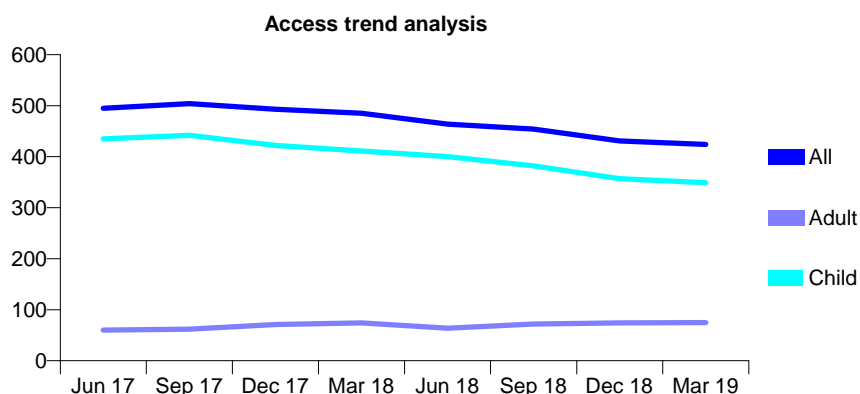
Q59 - Vital Signs At a Glance Contract Report for 191248/0001 - Year end March 2019

Name or company name	Mr K Makwana & Mr P Patel
Contract type name	GDS Contract
Purpose of contract	General
Contract start date	01/02/2012
Contract end date	

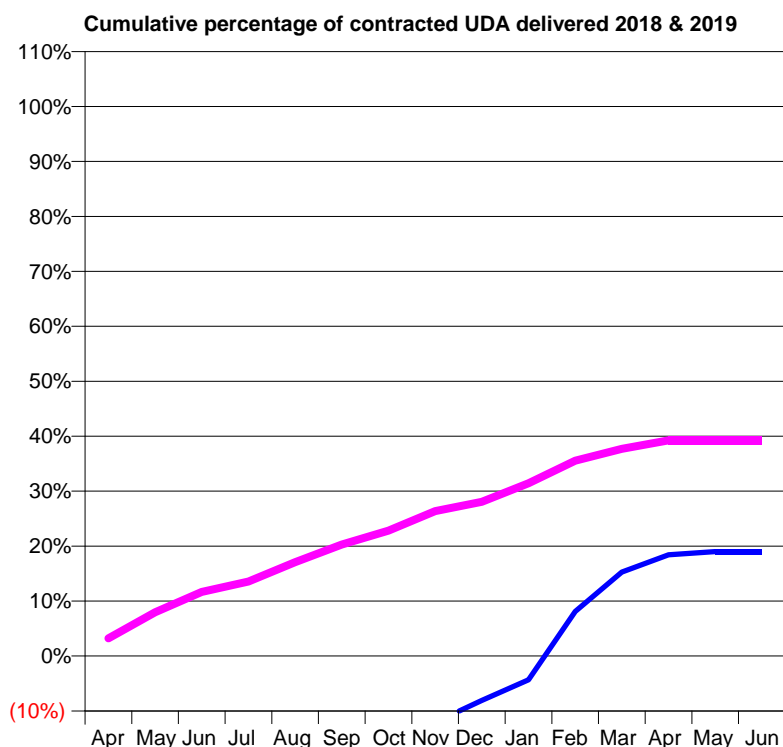
18/19 Contracted general activity (UDA)	2,000
Carry forward general activity (UDA)	0
18/19 Contracted orthodontic activity (UOA)	0
Carry forward orthodontic activity (UOA)	0
Baseline contract value	£46,977.37

ACCESS*

Patients seen in 24 months	Total	Change since previous quarter
Quarter ending March 2018	485	
Quarter ending June 2018	464	↓
Quarter ending September 2018	454	↓
Quarter ending December 2018	431	↓
Quarter ending March 2019	424	↓
Variance since March 2018	(12.6%)	↓



ACTIVITY



Month	Adjusted Scheduled Activity (UDA)	
	2018	2019
April	-573	64
May	-495	159
June	-469	233
July	-326	271
August	-261	341
September	-185	405
October	-174	457
November	-121	527
December	-81	561
January	-44	629
February	81	711
March	153	754
April	184	785
May	190	785
June	190	785

QUALITY

	Quantity	Base Number	Contract	AT	Region	England
% of FP17s for the same patient ID Re-attending within 3 months - Children	42	659	6.4%	9.5%	11.5%	11.8%
% of FP17s for the same patient ID Re-attending within 3 months - Adults	0	1	0.0%	14.2%	15.2%	15.7%
% of FP17s for the same patient ID Re-attending between 3 & 9 months - Children	481	659	73.0%	61.5%	60.2%	58.9%
% of FP17s for the same patient ID Re-attending between 3 & 9 months - Adults	1	1	100.0%	52.5%	51.8%	50.8%
% of FP17s for Band 1 Urgent Courses	16	658	2.4%	7.9%	8.1%	9.1%
% of FP17s Relating to Free Repair or Replacements	0	658	0.0%	0.8%	0.8%	0.8%
% of FP17s Relating to Continuations	0	658	0.0%	0.9%	0.9%	0.9%
% of Patients satisfied with the dentistry they have received	1	1	N/A	91.8%	92.7%	92.5%
% of Patients satisfied with the time they had to wait for an appointment	0	1	N/A	86.1%	87.4%	87.0%

* This is based on patients treated on this contract for their most recent course of treatment. Figures in italics indicate the base number of FP17s or Patient Questionnaire responses are less than 100. N/A is shown where the base number of responses is less than 10 during the period. % is calculated as Quantity/Base number*100

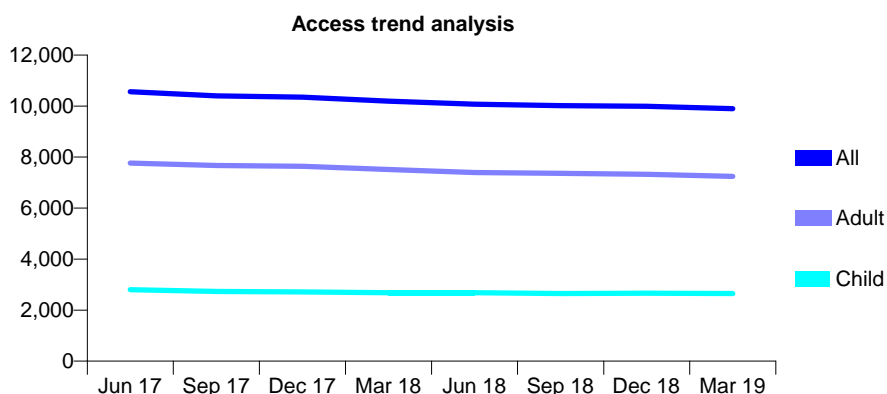
Q59 - Vital Signs At a Glance Contract Report for 191310/0001 - Year end March 2019

Name or company name	East Midlands Community Dental Ass. Ltd.
Contract type name	GDS Contract
Purpose of contract	General
Contract start date	15/11/2006
Contract end date	

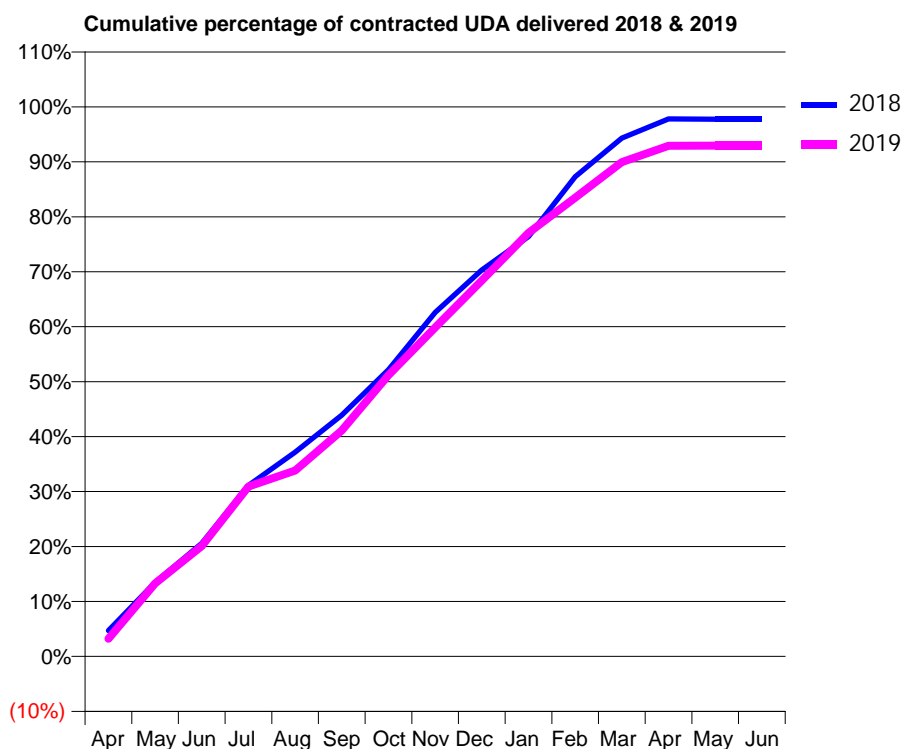
18/19 Contracted general activity (UDA)	28,504
Carry forward general activity (UDA)	640
18/19 Contracted orthodontic activity (UOA)	0
Carry forward orthodontic activity (UOA)	0
Baseline contract value	£646,145.64

ACCESS*

Patients seen in 24 months	Total	Change since previous quarter
Quarter ending March 2018	10,194	
Quarter ending June 2018	10,074	↓
Quarter ending September 2018	10,018	→
Quarter ending December 2018	9,993	→
Quarter ending March 2019	9,895	→
Variance since March 2018	(2.9%)	↓



ACTIVITY



Month	Adjusted Scheduled Activity (UDA)	
	2018	2019
April	1,341	919
May	3,845	3,797
June	5,859	5,727
July	8,874	8,811
August	10,593	9,645
September	12,513	11,715
October	14,871	14,592
November	17,841	17,058
December	20,044	19,495
January	21,782	21,963
February	24,886	23,795
March	26,886	25,636
April	27,882	26,485
May	27,864	26,486
June	27,864	26,487

QUALITY

	Quantity	Base Number	Contract	AT	Region	England
% of FP17s for the same patient ID Re-attending within 3 months - Children	220	4,327	5.1%	9.5%	11.5%	11.8%
% of FP17s for the same patient ID Re-attending within 3 months - Adults	1,032	11,122	9.3%	14.2%	15.2%	15.7%
% of FP17s for the same patient ID Re-attending between 3 & 9 months - Children	3,134	4,327	72.4%	61.5%	60.2%	58.9%
% of FP17s for the same patient ID Re-attending between 3 & 9 months - Adults	7,481	11,122	67.3%	52.5%	51.8%	50.8%
% of FP17s for Band 1 Urgent Courses	1,012	15,413	6.6%	7.9%	8.1%	9.1%
% of FP17s Relating to Free Repair or Replacements	64	15,413	0.4%	0.8%	0.8%	0.8%
% of FP17s Relating to Continuations	12	15,413	0.1%	0.9%	0.9%	0.9%
% of Patients satisfied with the dentistry they have received	4	4	N/A	91.8%	92.7%	92.5%
% of Patients satisfied with the time they had to wait for an appointment	4	4	N/A	86.1%	87.4%	87.0%

* This is based on patients treated on this contract for their most recent course of treatment. Figures in italics indicate the base number of FP17s or Patient Questionnaire responses are less than 100. N/A is shown where the base number of responses is less than 10 during the period. % is calculated as Quantity/Base number*100

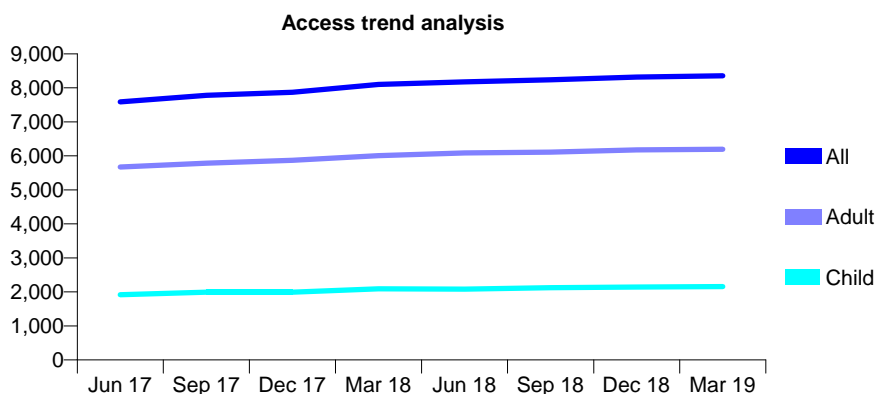
Q59 - Vital Signs At a Glance Contract Report for 191310/0004 - Year end March 2019

Name or company name	Apex Dental Ltd
Contract type name	GDS Contract
Purpose of contract	General
Contract start date	04/04/2008
Contract end date	

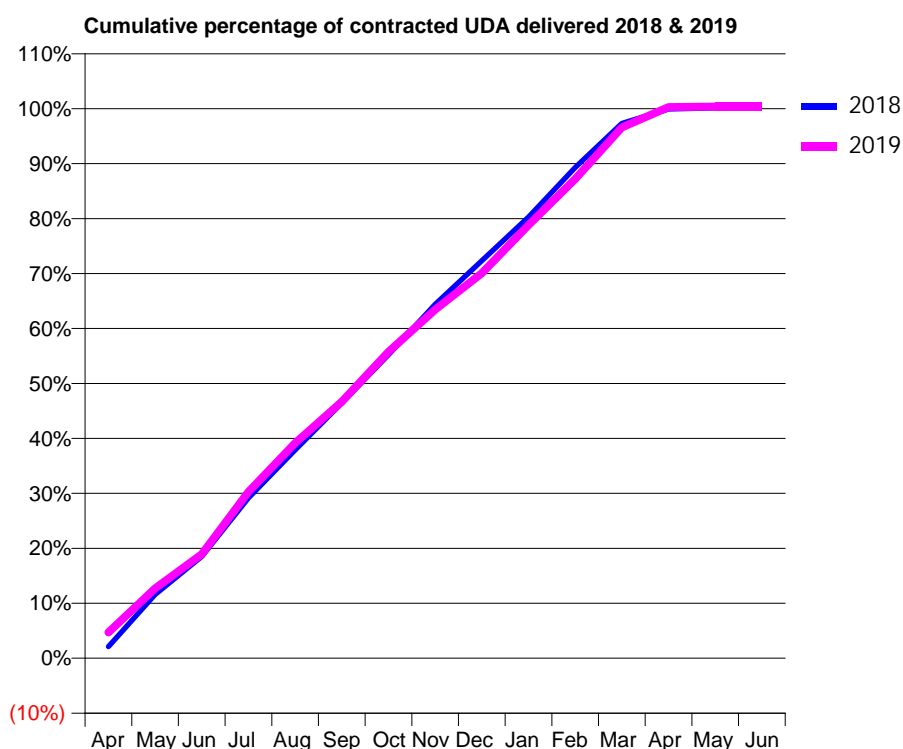
18/19 Contracted general activity (UDA)	21,000
Carry forward general activity (UDA)	-28
18/19 Contracted orthodontic activity (UOA)	0
Carry forward orthodontic activity (UOA)	0
Baseline contract value	£476,044.89

ACCESS*

Patients seen in 24 months	Total	Change since previous quarter
Quarter ending March 2018	8,099	
Quarter ending June 2018	8,175	→
Quarter ending September 2018	8,237	→
Quarter ending December 2018	8,317	→
Quarter ending March 2019	8,354	→
Variance since March 2018	3.1%	↑



ACTIVITY



Month	Adjusted Scheduled Activity (UDA)	
	2018	2019
April	445	986
May	2,438	2,672
June	3,886	3,973
July	6,121	6,359
August	7,965	8,225
September	9,753	9,800
October	11,597	11,707
November	13,525	13,322
December	15,187	14,711
January	16,859	16,556
February	18,753	18,314
March	20,432	20,280
April	20,988	21,061
May	21,031	21,077
June	21,028	21,076

QUALITY

	Quantity	Base Number	Contract	AT	Region	England
% of FP17s for the same patient ID Re-attending within 3 months - Children	107	2,314	4.6%	9.5%	11.5%	11.8%
% of FP17s for the same patient ID Re-attending within 3 months - Adults	660	5,953	11.1%	14.2%	15.2%	15.7%
% of FP17s for the same patient ID Re-attending between 3 & 9 months - Children	966	2,314	41.7%	61.5%	60.2%	58.9%
% of FP17s for the same patient ID Re-attending between 3 & 9 months - Adults	1,667	5,953	28.0%	52.5%	51.8%	50.8%
% of FP17s for Band 1 Urgent Courses	724	8,377	8.6%	7.9%	8.1%	9.1%
% of FP17s Relating to Free Repair or Replacements	23	8,377	0.3%	0.8%	0.8%	0.8%
% of FP17s Relating to Continuations	70	8,377	0.8%	0.9%	0.9%	0.9%
% of Patients satisfied with the dentistry they have received	5	5	N/A	91.8%	92.7%	92.5%
% of Patients satisfied with the time they had to wait for an appointment	4	5	N/A	86.1%	87.4%	87.0%

* This is based on patients treated on this contract for their most recent course of treatment. Figures in italics indicate the base number of FP17s or Patient Questionnaire responses are less than 100. N/A is shown where the base number of responses is less than 10 during the period. % is calculated as Quantity/Base number*100

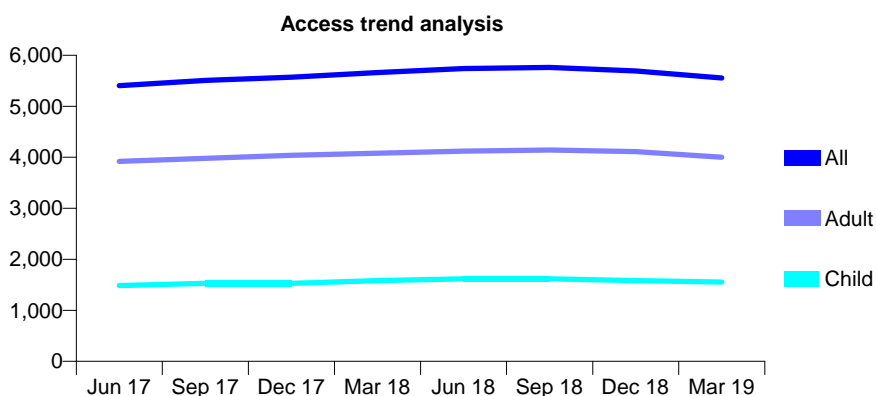
Q59 - Vital Signs At a Glance Contract Report for 191779/0001 - Year end March 2019

Name or company name	Dr H Moti & Dr J Shah
Contract type name	GDS Contract
Purpose of contract	General
Contract start date	01/05/2008
Contract end date	

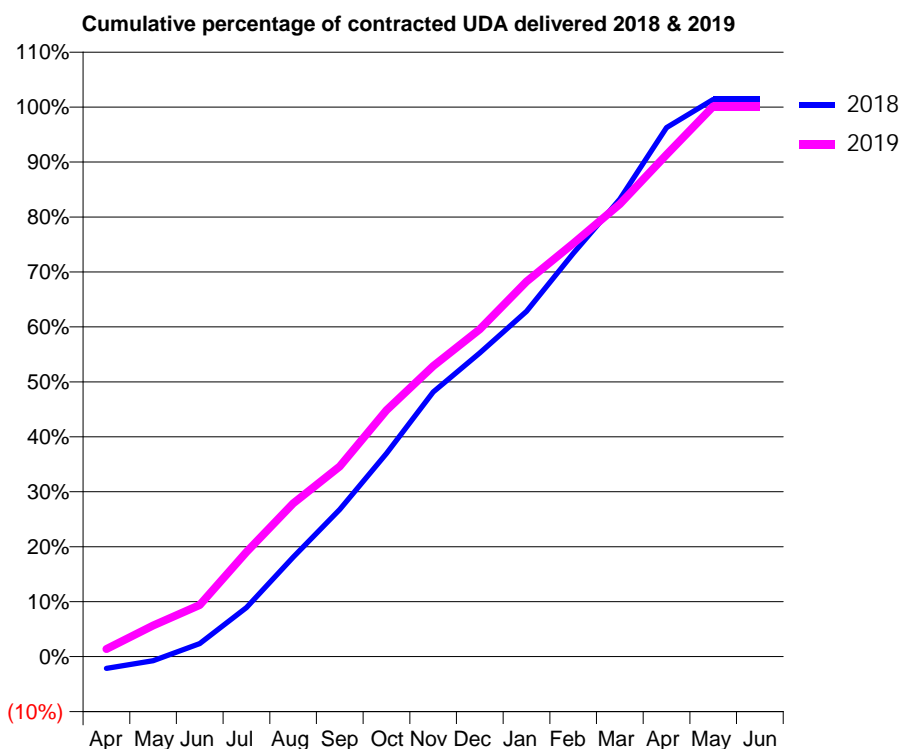
18/19 Contracted general activity (UDA)	11,711
Carry forward general activity (UDA)	-161
18/19 Contracted orthodontic activity (UOA)	0
Carry forward orthodontic activity (UOA)	0
Baseline contract value	£327,995.80

ACCESS*

Patients seen in 24 months	Total	Change since previous quarter
Quarter ending March 2018	5,662	
Quarter ending June 2018	5,740	→
Quarter ending September 2018	5,760	→
Quarter ending December 2018	5,694	↓
Quarter ending March 2019	5,555	↓
Variance since March 2018	(1.9%)	↓



ACTIVITY



Month	Adjusted Scheduled Activity (UDA)	
	2018	2019
April	-251	162
May	-91	664
June	276	1,101
July	1,045	2,231
August	2,118	3,268
September	3,136	4,055
October	4,331	5,250
November	5,641	6,191
December	6,473	6,976
January	7,359	7,994
February	8,591	8,802
March	9,750	9,645
April	11,274	10,698
May	11,872	11,727
June	11,872	11,727

QUALITY

	Quantity	Base Number	Contract	AT	Region	England
% of FP17s for the same patient ID Re-attending within 3 months - Children	146	2,418	6.0%	9.5%	11.5%	11.8%
% of FP17s for the same patient ID Re-attending within 3 months - Adults	573	5,179	11.1%	14.2%	15.2%	15.7%
% of FP17s for the same patient ID Re-attending between 3 & 9 months - Children	1,572	2,418	65.0%	61.5%	60.2%	58.9%
% of FP17s for the same patient ID Re-attending between 3 & 9 months - Adults	2,807	5,179	54.2%	52.5%	51.8%	50.8%
% of FP17s for Band 1 Urgent Courses	501	6,629	7.6%	7.9%	8.1%	9.1%
% of FP17s Relating to Free Repair or Replacements	22	6,629	0.3%	0.8%	0.8%	0.8%
% of FP17s Relating to Continuations	27	6,629	0.4%	0.9%	0.9%	0.9%
% of Patients satisfied with the dentistry they have received	5	6	N/A	91.8%	92.7%	92.5%
% of Patients satisfied with the time they had to wait for an appointment	3	6	N/A	86.1%	87.4%	87.0%

* This is based on patients treated on this contract for their most recent course of treatment. Figures in italics indicate the base number of FP17s or Patient Questionnaire responses are less than 100. N/A is shown where the base number of responses is less than 10 during the period. % is calculated as Quantity/Base number*100

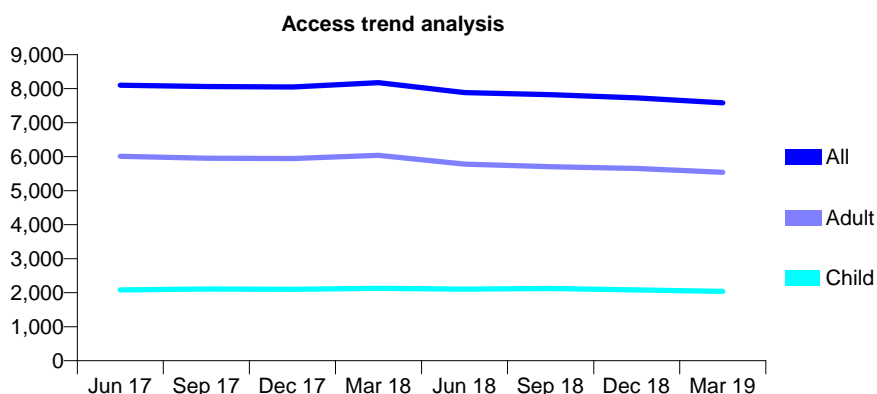
Q59 - Vital Signs At a Glance Contract Report for 193461/0001 - Year end March 2019

Name or company name	Forest House Dental Surgery Limited
Contract type name	GDS Contract
Purpose of contract	General
Contract start date	01/10/2007
Contract end date	

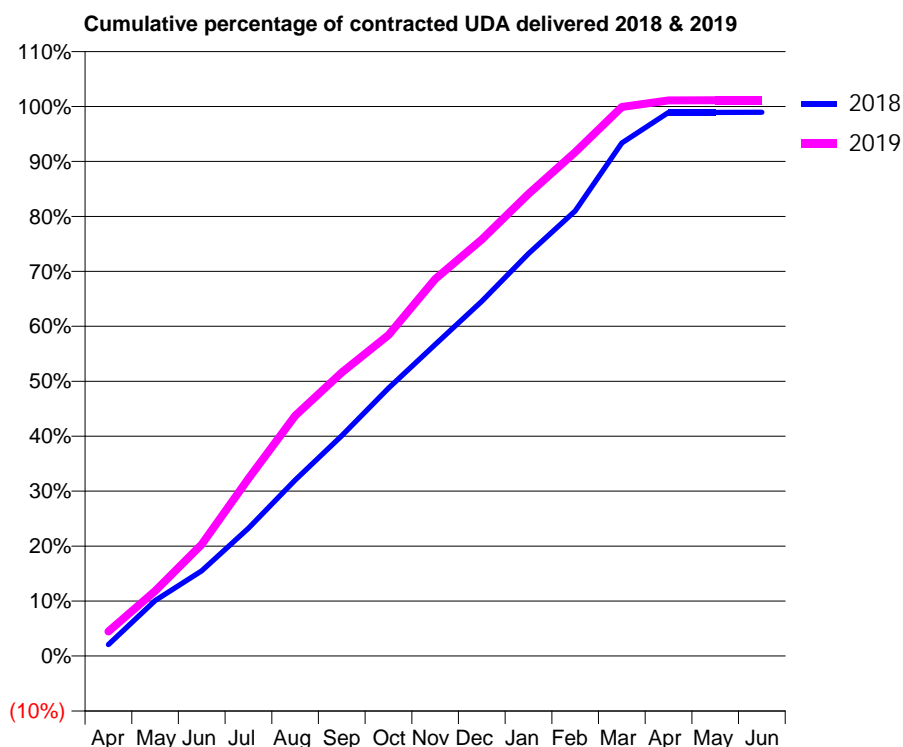
18/19 Contracted general activity (UDA)	23,341
Carry forward general activity (UDA)	244
18/19 Contracted orthodontic activity (UOA)	0
Carry forward orthodontic activity (UOA)	0
Baseline contract value	£551,037.27

ACCESS*

Patients seen in 24 months	Total	Change since previous quarter
Quarter ending March 2018	8,173	
Quarter ending June 2018	7,884	↓
Quarter ending September 2018	7,826	→
Quarter ending December 2018	7,733	↓
Quarter ending March 2019	7,581	↓
Variance since March 2018	(7.2%)	↓



ACTIVITY



Month	Adjusted Scheduled Activity (UDA)	
	2018	2019
April	483	1,047
May	2,355	2,766
June	3,623	4,745
July	5,432	7,535
August	7,473	10,202
September	9,362	12,046
October	11,378	13,632
November	13,234	16,009
December	15,066	17,690
January	17,091	19,627
February	18,911	21,402
March	21,787	23,319
April	23,087	23,594
May	23,090	23,607
June	23,097	23,608

QUALITY

	Quantity	Base Number	Contract	AT	Region	England
% of FP17s for the same patient ID Re-attending within 3 months - Children	425	3,319	12.8%	9.5%	11.5%	11.8%
% of FP17s for the same patient ID Re-attending within 3 months - Adults	1,483	8,462	17.5%	14.2%	15.2%	15.7%
% of FP17s for the same patient ID Re-attending between 3 & 9 months - Children	1,968	3,319	59.3%	61.5%	60.2%	58.9%
% of FP17s for the same patient ID Re-attending between 3 & 9 months - Adults	4,760	8,462	56.3%	52.5%	51.8%	50.8%
% of FP17s for Band 1 Urgent Courses	844	11,379	7.4%	7.9%	8.1%	9.1%
% of FP17s Relating to Free Repair or Replacements	176	11,379	1.5%	0.8%	0.8%	0.8%
% of FP17s Relating to Continuations	117	11,379	1.0%	0.9%	0.9%	0.9%
% of Patients satisfied with the dentistry they have received	9	10	90.0%	91.8%	92.7%	92.5%
% of Patients satisfied with the time they had to wait for an appointment	9	10	90.0%	86.1%	87.4%	87.0%

* This is based on patients treated on this contract for their most recent course of treatment. Figures in italics indicate the base number of FP17s or Patient Questionnaire responses are less than 100. N/A is shown where the base number of responses is less than 10 during the period. % is calculated as Quantity/Base number*100

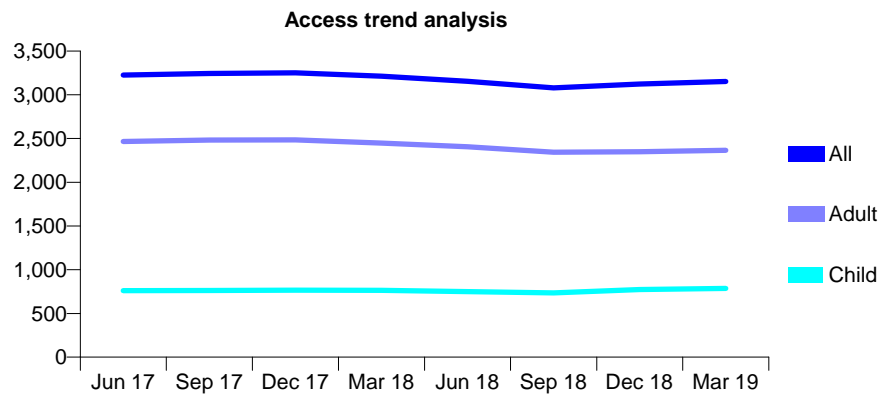
Q59 - Vital Signs At a Glance Contract Report for 193887/0001 - Year end March 2019

Name or company name	Whetstone Dental Surgery Limited
Contract type name	GDS Contract
Purpose of contract	General
Contract start date	01/11/2007
Contract end date	

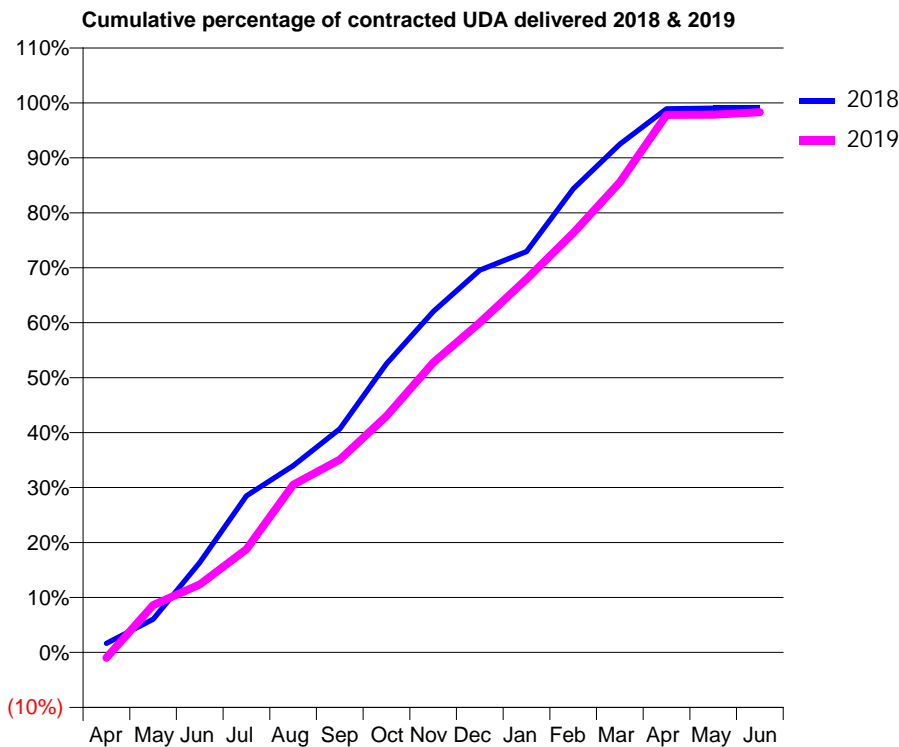
18/19 Contracted general activity (UDA)	11,270
Carry forward general activity (UDA)	110
18/19 Contracted orthodontic activity (UOA)	0
Carry forward orthodontic activity (UOA)	0
Baseline contract value	£327,154.90

ACCESS*

Patients seen in 24 months	Total	Change since previous quarter
Quarter ending March 2018	3,213	
Quarter ending June 2018	3,155	↓
Quarter ending September 2018	3,078	↓
Quarter ending December 2018	3,123	→
Quarter ending March 2019	3,152	→
Variance since March 2018	(1.9%)	↓



ACTIVITY



Month	Adjusted Scheduled Activity (UDA)	
	2018	2019
April	185	-110
May	681	969
June	1,845	1,394
July	3,212	2,116
August	3,827	3,439
September	4,586	3,955
October	5,921	4,845
November	6,990	5,943
December	7,839	6,761
January	8,219	7,657
February	9,505	8,599
March	10,421	9,641
April	11,150	11,024
May	11,160	11,026
June	11,160	11,079

QUALITY

	Quantity	Base Number	Contract	AT	Region	England
% of FP17s for the same patient ID Re-attending within 3 months - Children	104	1,486	7.0%	9.5%	11.5%	11.8%
% of FP17s for the same patient ID Re-attending within 3 months - Adults	152	3,230	4.7%	14.2%	15.2%	15.7%
% of FP17s for the same patient ID Re-attending between 3 & 9 months - Children	988	1,486	66.5%	61.5%	60.2%	58.9%
% of FP17s for the same patient ID Re-attending between 3 & 9 months - Adults	2,144	3,230	66.4%	52.5%	51.8%	50.8%
% of FP17s for Band 1 Urgent Courses	109	4,926	2.2%	7.9%	8.1%	9.1%
% of FP17s Relating to Free Repair or Replacements	1	4,926	0.0%	0.8%	0.8%	0.8%
% of FP17s Relating to Continuations	4	4,926	0.1%	0.9%	0.9%	0.9%
% of Patients satisfied with the dentistry they have received	0	0	N/A	91.8%	92.7%	92.5%
% of Patients satisfied with the time they had to wait for an appointment	0	0	N/A	86.1%	87.4%	87.0%

* This is based on patients treated on this contract for their most recent course of treatment. Figures in italics indicate the base number of FP17s or Patient Questionnaire responses are less than 100. N/A is shown where the base number of responses is less than 10 during the period. % is calculated as Quantity/Base number*100

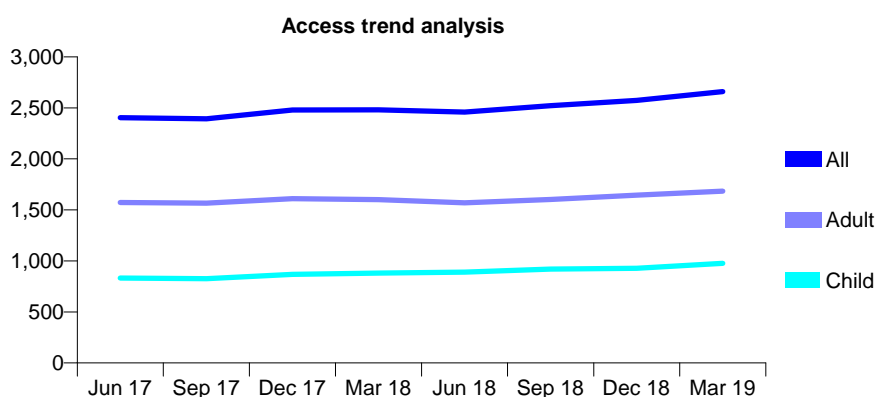
Q59 - Vital Signs At a Glance Contract Report for 194247/0001 - Year end March 2019

Name or company name	V & Y (UK) Limited
Contract type name	GDS Contract
Purpose of contract	General
Contract start date	01/02/2012
Contract end date	

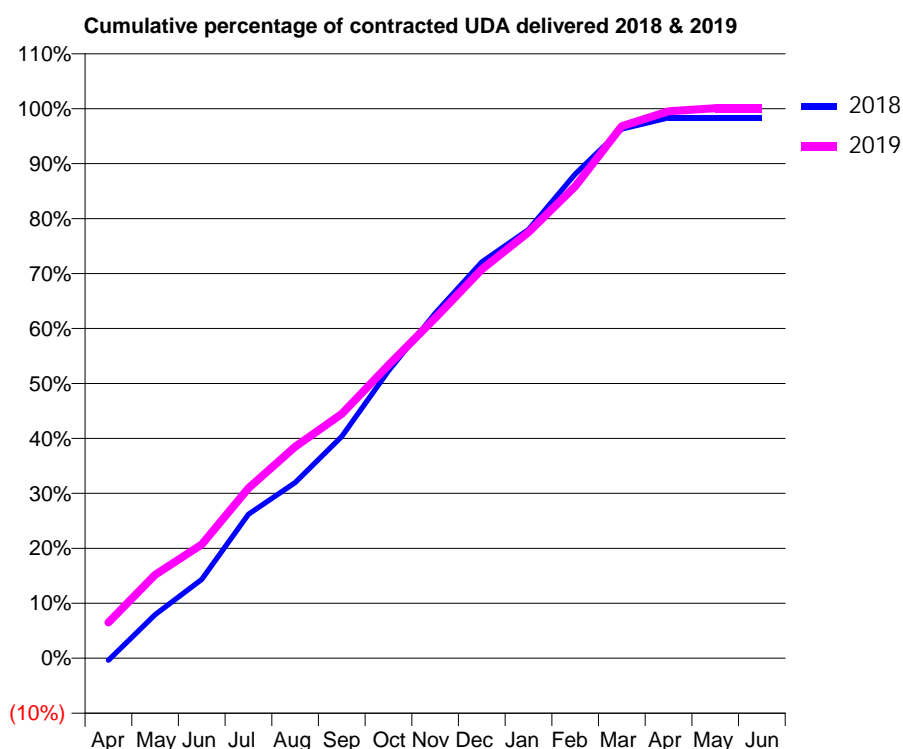
18/19 Contracted general activity (UDA)	7,355
Carry forward general activity (UDA)	123
18/19 Contracted orthodontic activity (UOA)	0
Carry forward orthodontic activity (UOA)	0
Baseline contract value	£168,308.85

ACCESS*

Patients seen in 24 months	Total	Change since previous quarter
Quarter ending March 2018	2,481	
Quarter ending June 2018	2,458	→
Quarter ending September 2018	2,522	↑
Quarter ending December 2018	2,573	↑
Quarter ending March 2019	2,660	↑
Variance since March 2018	7.2%	↑



ACTIVITY



Month	Adjusted Scheduled Activity (UDA)	
	2018	2019
April	-27	478
May	585	1,117
June	1,055	1,521
July	1,927	2,277
August	2,352	2,830
September	2,967	3,271
October	3,846	3,925
November	4,616	4,553
December	5,303	5,203
January	5,738	5,702
February	6,480	6,315
March	7,083	7,120
April	7,231	7,321
May	7,232	7,362
June	7,232	7,362

QUALITY

	Quantity	Base Number	Contract	AT	Region	England
% of FP17s for the same patient ID Re-attending within 3 months - Children	48	1,212	4.0%	9.5%	11.5%	11.8%
% of FP17s for the same patient ID Re-attending within 3 months - Adults	125	1,592	7.9%	14.2%	15.2%	15.7%
% of FP17s for the same patient ID Re-attending between 3 & 9 months - Children	593	1,212	48.9%	61.5%	60.2%	58.9%
% of FP17s for the same patient ID Re-attending between 3 & 9 months - Adults	650	1,592	40.8%	52.5%	51.8%	50.8%
% of FP17s for Band 1 Urgent Courses	41	2,831	1.4%	7.9%	8.1%	9.1%
% of FP17s Relating to Free Repair or Replacements	6	2,831	0.2%	0.8%	0.8%	0.8%
% of FP17s Relating to Continuations	9	2,831	0.3%	0.9%	0.9%	0.9%
% of Patients satisfied with the dentistry they have received	1	1	N/A	91.8%	92.7%	92.5%
% of Patients satisfied with the time they had to wait for an appointment	1	1	N/A	86.1%	87.4%	87.0%

* This is based on patients treated on this contract for their most recent course of treatment.

Figures in italics indicate the base number of FP17s or Patient Questionnaire responses are less than 100. N/A is shown where the base number of responses is less than 10 during the period. % is calculated as Quantity/Base number*100

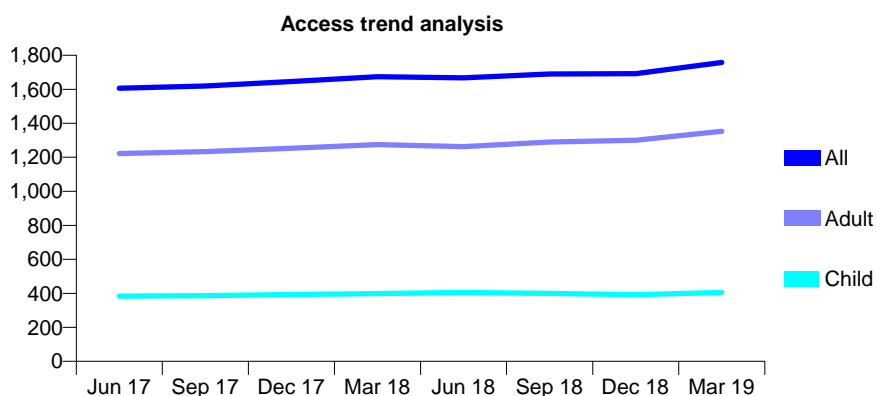
Q59 - Vital Signs At a Glance Contract Report for 194247/0002 - Year end March 2019

Name or company name	V & Y (UK) Limited
Contract type name	GDS Contract
Purpose of contract	General
Contract start date	01/02/2012
Contract end date	

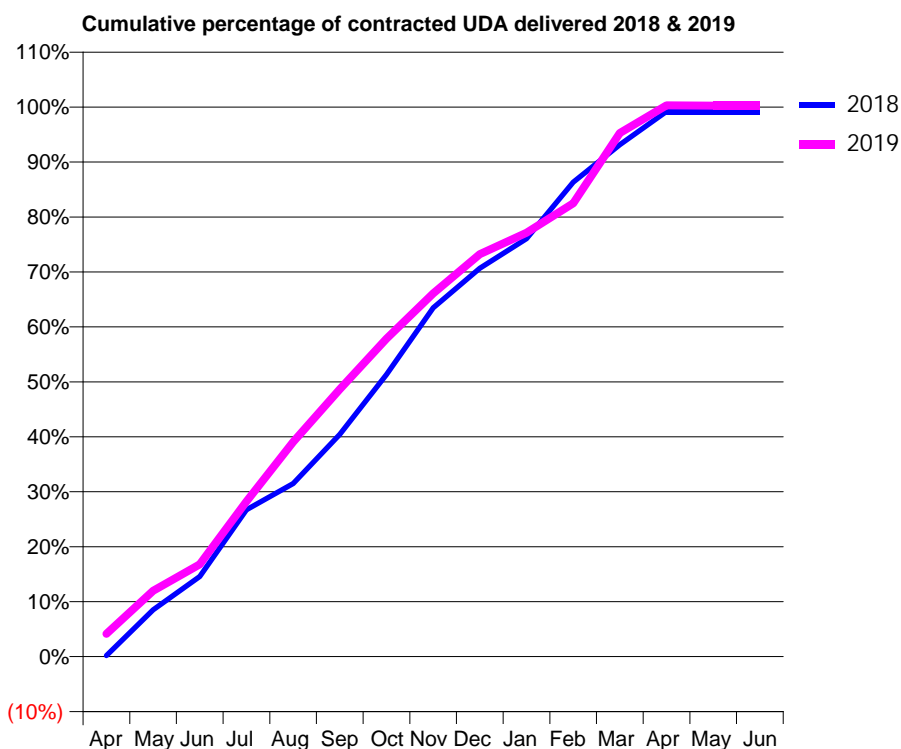
18/19 Contracted general activity (UDA)	5,543
Carry forward general activity (UDA)	43
18/19 Contracted orthodontic activity (UOA)	0
Carry forward orthodontic activity (UOA)	0
Baseline contract value	£200,615.65

ACCESS*

Patients seen in 24 months	Total	Change since previous quarter
Quarter ending March 2018	1,674	
Quarter ending June 2018	1,667	→
Quarter ending September 2018	1,690	→
Quarter ending December 2018	1,692	→
Quarter ending March 2019	1,758	↑
Variance since March 2018	5.0%	↑



ACTIVITY



Month	Adjusted Scheduled Activity (UDA)	
	2018	2019
April	12	231
May	473	665
June	808	930
July	1,481	1,565
August	1,747	2,166
September	2,241	2,697
October	2,845	3,207
November	3,518	3,663
December	3,917	4,059
January	4,215	4,275
February	4,785	4,573
March	5,164	5,281
April	5,499	5,561
May	5,500	5,558
June	5,500	5,558

QUALITY

	Quantity	Base Number	Contract	AT	Region	England
% of FP17s for the same patient ID Re-attending within 3 months - Children	16	514	3.1%	9.5%	11.5%	11.8%
% of FP17s for the same patient ID Re-attending within 3 months - Adults	96	1,631	5.9%	14.2%	15.2%	15.7%
% of FP17s for the same patient ID Re-attending between 3 & 9 months - Children	281	514	54.7%	61.5%	60.2%	58.9%
% of FP17s for the same patient ID Re-attending between 3 & 9 months - Adults	891	1,631	54.6%	52.5%	51.8%	50.8%
% of FP17s for Band 1 Urgent Courses	13	2,129	0.6%	7.9%	8.1%	9.1%
% of FP17s Relating to Free Repair or Replacements	23	2,129	1.1%	0.8%	0.8%	0.8%
% of FP17s Relating to Continuations	9	2,129	0.4%	0.9%	0.9%	0.9%
% of Patients satisfied with the dentistry they have received	0	0	N/A	91.8%	92.7%	92.5%
% of Patients satisfied with the time they had to wait for an appointment	0	0	N/A	86.1%	87.4%	87.0%

* This is based on patients treated on this contract for their most recent course of treatment. Figures in italics indicate the base number of FP17s or Patient Questionnaire responses are less than 100. N/A is shown where the base number of responses is less than 10 during the period. % is calculated as Quantity/Base number*100

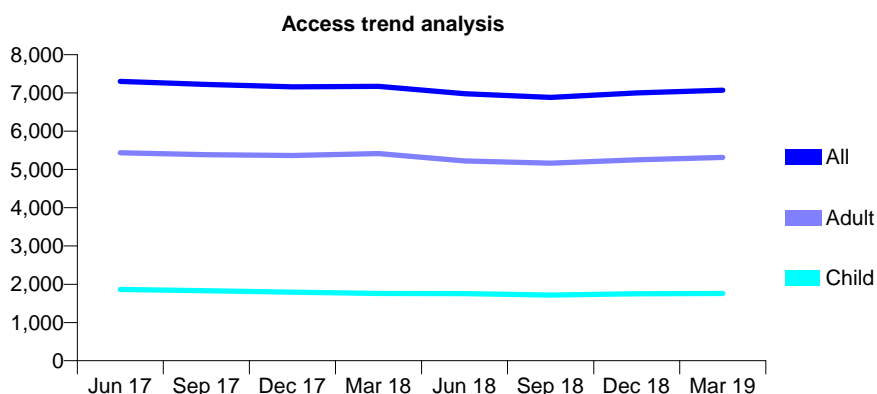
Q59 - Vital Signs At a Glance Contract Report for 194646/0001 - Year end March 2019

Name or company name	Thurmaston Dental Practice Ltd
Contract type name	GDS Contract
Purpose of contract	General
Contract start date	01/11/2013
Contract end date	

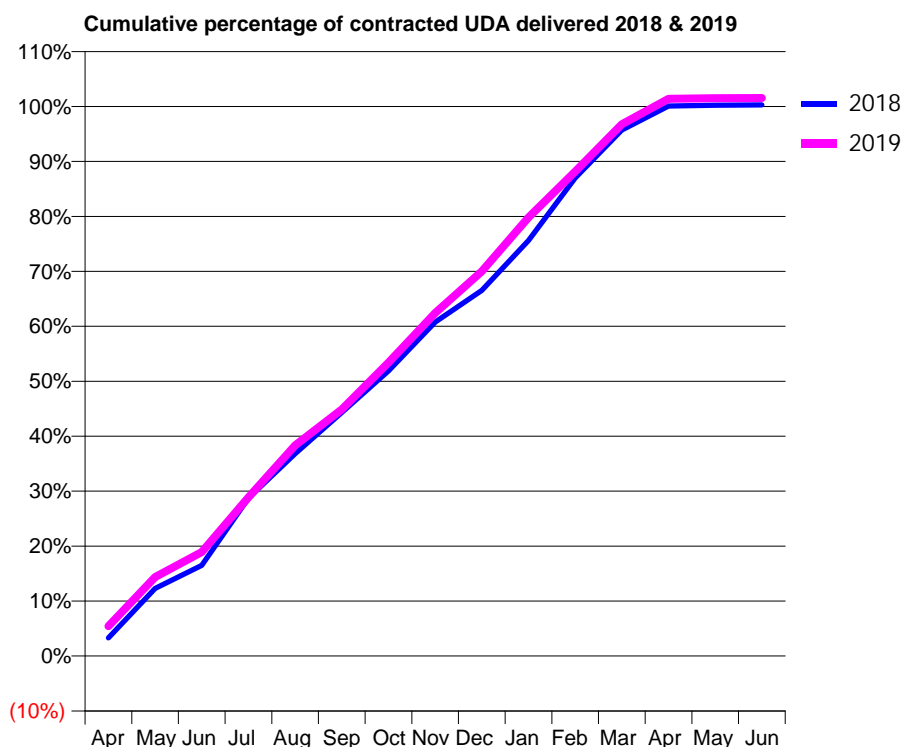
18/19 Contracted general activity (UDA)	21,203
Carry forward general activity (UDA)	-62
18/19 Contracted orthodontic activity (UOA)	0
Carry forward orthodontic activity (UOA)	0
Baseline contract value	£527,919.51

ACCESS*

Patients seen in 24 months	Total	Change since previous quarter
Quarter ending March 2018	7,173	
Quarter ending June 2018	6,980	↓
Quarter ending September 2018	6,883	↓
Quarter ending December 2018	7,002	→
Quarter ending March 2019	7,070	→
Variance since March 2018	(1.4%)	↓



ACTIVITY



Month	Adjusted Scheduled Activity (UDA)	
	2018	2019
April	702	1,156
May	2,609	3,049
June	3,494	4,012
July	6,088	6,126
August	7,807	8,133
September	9,399	9,514
October	11,001	11,323
November	12,881	13,235
December	14,107	14,843
January	16,037	16,923
February	18,448	18,695
March	20,295	20,518
April	21,217	21,494
May	21,251	21,523
June	21,265	21,526

QUALITY

	Quantity	Base Number	Contract	AT	Region	England
% of FP17s for the same patient ID Re-attending within 3 months - Children	257	3,002	8.6%	9.5%	11.5%	11.8%
% of FP17s for the same patient ID Re-attending within 3 months - Adults	1,018	7,950	12.8%	14.2%	15.2%	15.7%
% of FP17s for the same patient ID Re-attending between 3 & 9 months - Children	1,982	3,002	66.0%	61.5%	60.2%	58.9%
% of FP17s for the same patient ID Re-attending between 3 & 9 months - Adults	4,706	7,950	59.2%	52.5%	51.8%	50.8%
% of FP17s for Band 1 Urgent Courses	649	10,973	5.9%	7.9%	8.1%	9.1%
% of FP17s Relating to Free Repair or Replacements	49	10,973	0.4%	0.8%	0.8%	0.8%
% of FP17s Relating to Continuations	71	10,973	0.6%	0.9%	0.9%	0.9%
% of Patients satisfied with the dentistry they have received	3	3	N/A	91.8%	92.7%	92.5%
% of Patients satisfied with the time they had to wait for an appointment	2	3	N/A	86.1%	87.4%	87.0%

* This is based on patients treated on this contract for their most recent course of treatment. Figures in italics indicate the base number of FP17s or Patient Questionnaire responses are less than 100. N/A is shown where the base number of responses is less than 10 during the period. % is calculated as Quantity/Base number*100

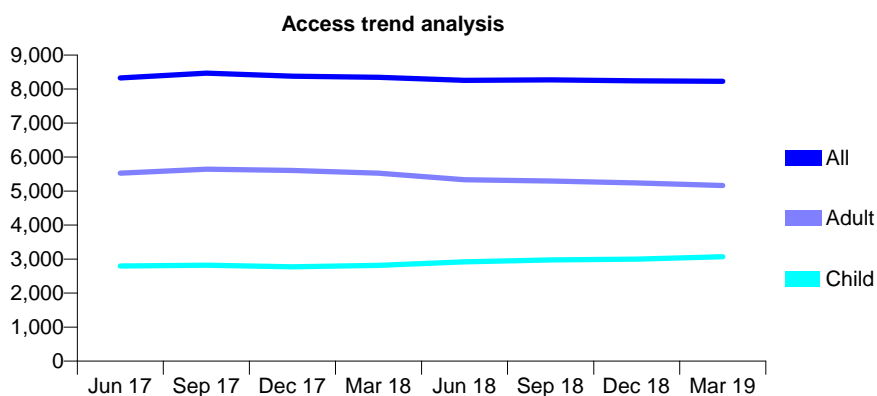
Q59 - Vital Signs At a Glance Contract Report for 195405/0001 - Year end March 2019

Name or company name	Sigma Dental Limited
Contract type name	GDS Contract
Purpose of contract	General
Contract start date	01/11/2006
Contract end date	

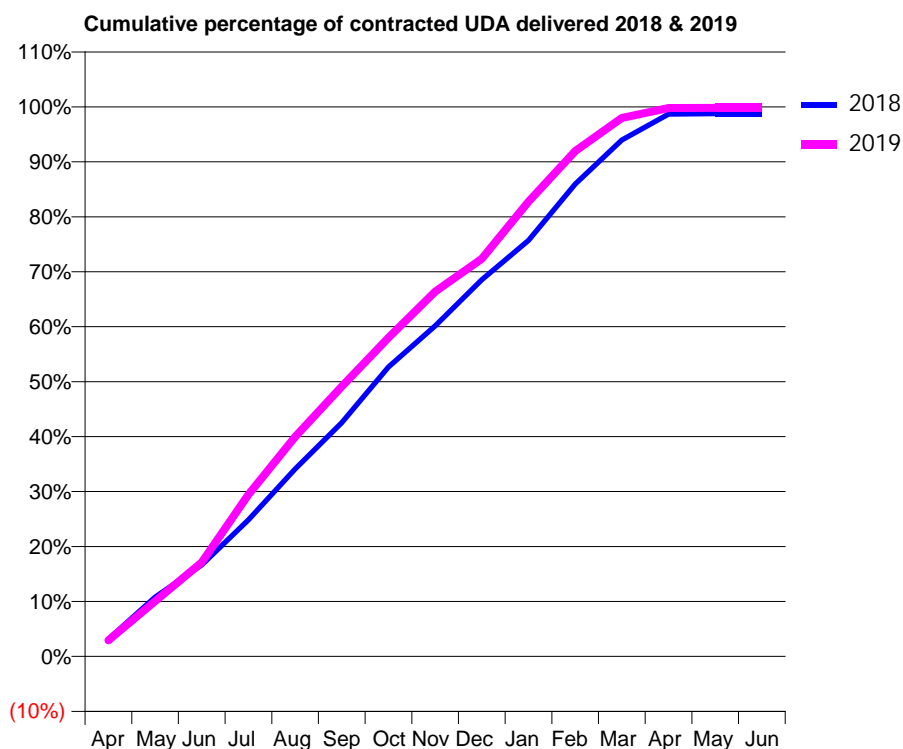
18/19 Contracted general activity (UDA)	19,345
Carry forward general activity (UDA)	241
18/19 Contracted orthodontic activity (UOA)	0
Carry forward orthodontic activity (UOA)	0
Baseline contract value	£491,988.29

ACCESS*

Patients seen in 24 months	Total	Change since previous quarter
Quarter ending March 2018	8,346	
Quarter ending June 2018	8,255	↓
Quarter ending September 2018	8,270	→
Quarter ending December 2018	8,242	→
Quarter ending March 2019	8,228	→
Variance since March 2018	(1.4%)	↓



ACTIVITY



Month	Adjusted Scheduled Activity (UDA)	
	2018	2019
April	614	567
May	2,087	1,947
June	3,219	3,313
July	4,811	5,696
August	6,603	7,736
September	8,229	9,504
October	10,190	11,215
November	11,634	12,840
December	13,260	13,994
January	14,645	16,005
February	16,627	17,790
March	18,173	18,952
April	19,090	19,308
May	19,104	19,309
June	19,104	19,309

QUALITY

	Quantity	Base Number	Contract	AT	Region	England
% of FP17s for the same patient ID Re-attending within 3 months - Children	354	5,025	7.0%	9.5%	11.5%	11.8%
% of FP17s for the same patient ID Re-attending within 3 months - Adults	652	6,662	9.8%	14.2%	15.2%	15.7%
% of FP17s for the same patient ID Re-attending between 3 & 9 months - Children	2,811	5,025	55.9%	61.5%	60.2%	58.9%
% of FP17s for the same patient ID Re-attending between 3 & 9 months - Adults	3,409	6,662	51.2%	52.5%	51.8%	50.8%
% of FP17s for Band 1 Urgent Courses	533	11,341	4.7%	7.9%	8.1%	9.1%
% of FP17s Relating to Free Repair or Replacements	60	11,341	0.5%	0.8%	0.8%	0.8%
% of FP17s Relating to Continuations	97	11,341	0.9%	0.9%	0.9%	0.9%
% of Patients satisfied with the dentistry they have received	4	4	N/A	91.8%	92.7%	92.5%
% of Patients satisfied with the time they had to wait for an appointment	4	4	N/A	86.1%	87.4%	87.0%

* This is based on patients treated on this contract for their most recent course of treatment. Figures in italics indicate the base number of FP17s or Patient Questionnaire responses are less than 100. N/A is shown where the base number of responses is less than 10 during the period. % is calculated as Quantity/Base number*100

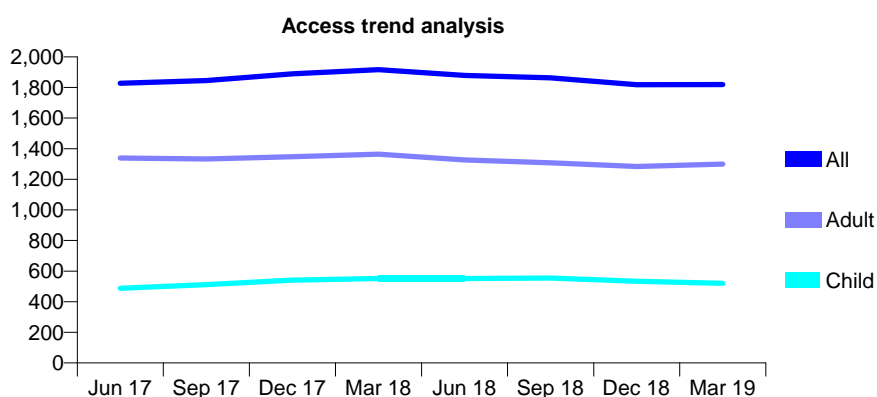
Q59 - Vital Signs At a Glance Contract Report for 198978/0001 - Year end March 2019

Name or company name	Mr H Singh Thiara & Mrs S Kaur
Contract type name	GDS Contract
Purpose of contract	General
Contract start date	01/09/2013
Contract end date	

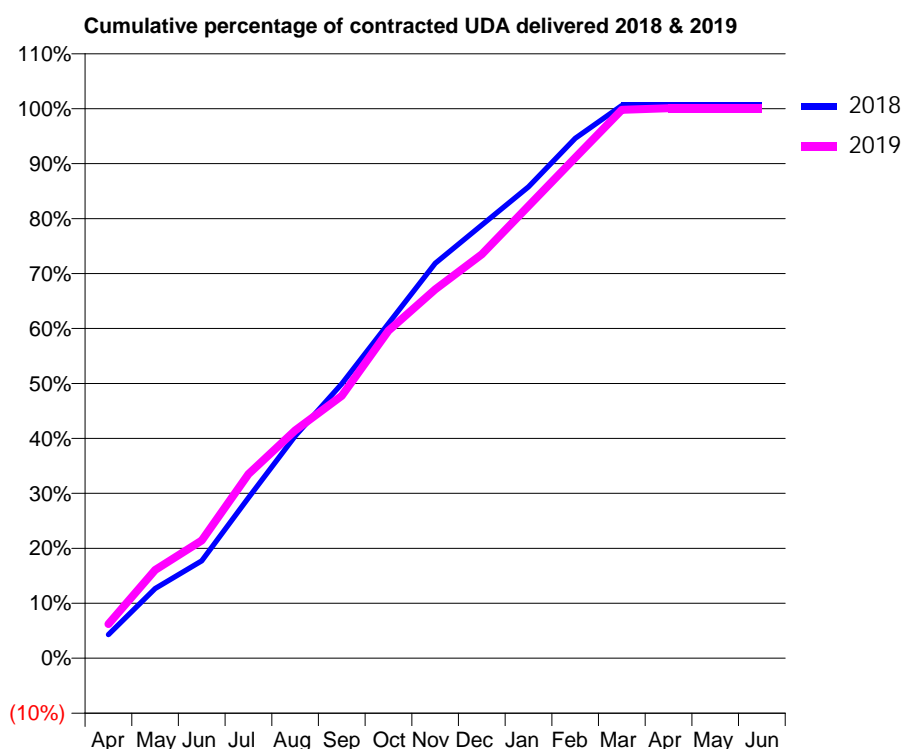
18/19 Contracted general activity (UDA)	7,170
Carry forward general activity (UDA)	-41
18/19 Contracted orthodontic activity (UOA)	0
Carry forward orthodontic activity (UOA)	0
Baseline contract value	£162,386.41

ACCESS*

Patients seen in 24 months	Total	Change since previous quarter
Quarter ending March 2018	1,916	
Quarter ending June 2018	1,878	↓
Quarter ending September 2018	1,863	→
Quarter ending December 2018	1,818	↓
Quarter ending March 2019	1,819	→
Variance since March 2018	(5.1%)	↓



ACTIVITY



Month	2018	2019
April	309	447
May	910	1,150
June	1,271	1,535
July	2,094	2,403
August	2,900	2,973
September	3,580	3,423
October	4,367	4,273
November	5,152	4,811
December	5,650	5,270
January	6,149	5,899
February	6,783	6,531
March	7,211	7,156
April	7,211	7,177
May	7,211	7,177
June	7,211	7,177

QUALITY

	Quantity	Base Number	Contract	AT	Region	England
% of FP17s for the same patient ID Re-attending within 3 months - Children	77	859	9.0%	9.5%	11.5%	11.8%
% of FP17s for the same patient ID Re-attending within 3 months - Adults	360	2,128	16.9%	14.2%	15.2%	15.7%
% of FP17s for the same patient ID Re-attending between 3 & 9 months - Children	534	859	62.2%	61.5%	60.2%	58.9%
% of FP17s for the same patient ID Re-attending between 3 & 9 months - Adults	1,248	2,128	58.6%	52.5%	51.8%	50.8%
% of FP17s for Band 1 Urgent Courses	236	3,002	7.9%	7.9%	8.1%	9.1%
% of FP17s Relating to Free Repair or Replacements	31	3,002	1.0%	0.8%	0.8%	0.8%
% of FP17s Relating to Continuations	61	3,002	2.0%	0.9%	0.9%	0.9%
% of Patients satisfied with the dentistry they have received	1	1	N/A	91.8%	92.7%	92.5%
% of Patients satisfied with the time they had to wait for an appointment	1	1	N/A	86.1%	87.4%	87.0%

* This is based on patients treated on this contract for their most recent course of treatment.

Figures in italics indicate the base number of FP17s or Patient Questionnaire responses are less than 100. N/A is shown where the base number of responses is less than 10 during the period. % is calculated as Quantity/Base number*100

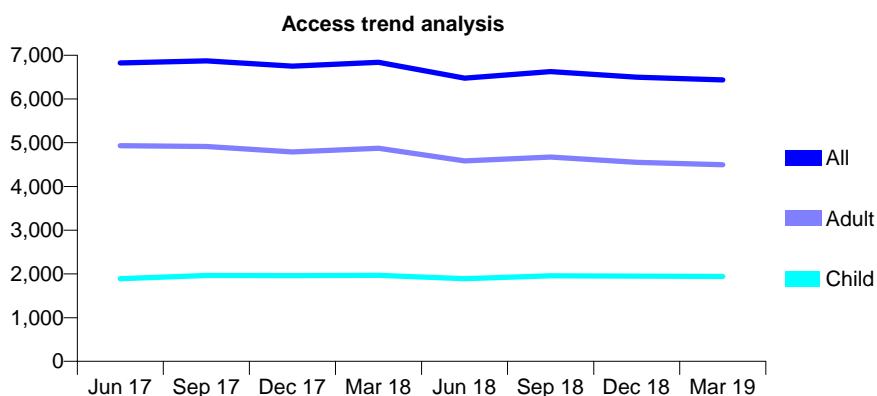
Q59 - Vital Signs At a Glance Contract Report for 199745/0001 - Year end March 2019

Name or company name	Smile Design Centre Limited
Contract type name	GDS Contract
Purpose of contract	General
Contract start date	01/10/2009
Contract end date	

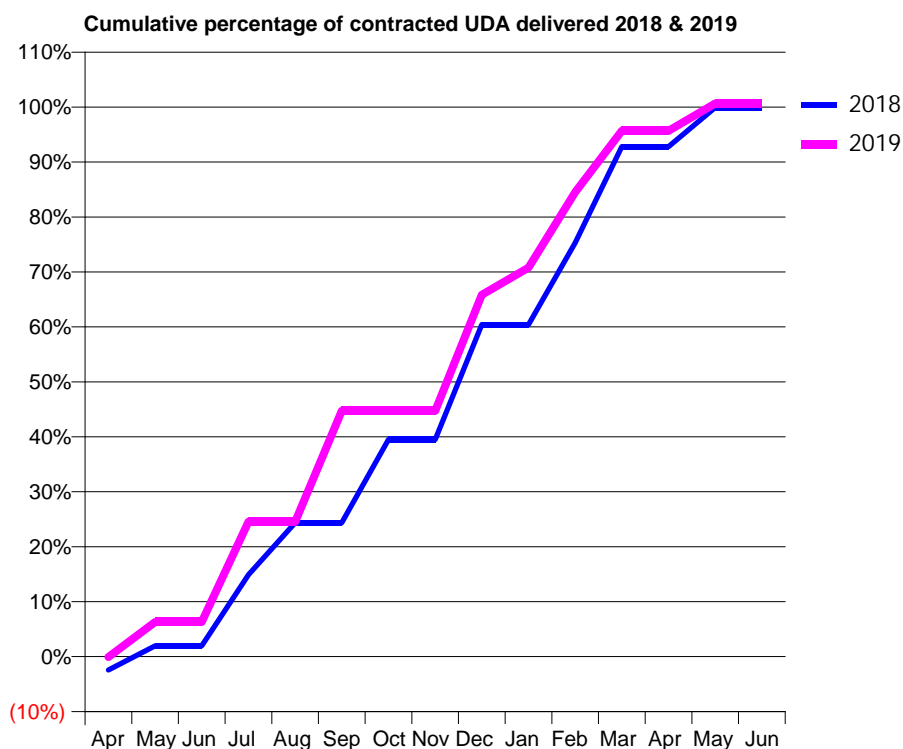
18/19 Contracted general activity (UDA)	17,092
Carry forward general activity (UDA)	14
18/19 Contracted orthodontic activity (UOA)	0
Carry forward orthodontic activity (UOA)	0
Baseline contract value	£512,568.72

ACCESS*

Patients seen in 24 months	Total	Change since previous quarter
Quarter ending March 2018	6,839	
Quarter ending June 2018	6,477	↓
Quarter ending September 2018	6,627	↑
Quarter ending December 2018	6,499	↓
Quarter ending March 2019	6,436	→
Variance since March 2018	(5.9%)	↓



ACTIVITY



Month	Adjusted Scheduled Activity (UDA)	
	2018	2019
April	-421	-14
May	339	1,079
June	339	1,079
July	2,547	4,195
August	4,162	4,195
September	4,162	7,643
October	6,749	7,643
November	6,749	7,643
December	10,328	11,249
January	10,328	12,098
February	12,876	14,449
March	15,861	16,353
April	15,861	16,353
May	17,078	17,208
June	17,078	17,208

QUALITY

	Quantity	Base Number	Contract	AT	Region	England
% of FP17s for the same patient ID Re-attending within 3 months - Children	246	2,939	8.4%	9.5%	11.5%	11.8%
% of FP17s for the same patient ID Re-attending within 3 months - Adults	863	5,135	16.8%	14.2%	15.2%	15.7%
% of FP17s for the same patient ID Re-attending between 3 & 9 months - Children	1,885	2,939	64.1%	61.5%	60.2%	58.9%
% of FP17s for the same patient ID Re-attending between 3 & 9 months - Adults	1,914	5,135	37.3%	52.5%	51.8%	50.8%
% of FP17s for Band 1 Urgent Courses	1,046	7,482	14.0%	7.9%	8.1%	9.1%
% of FP17s Relating to Free Repair or Replacements	58	7,482	0.8%	0.8%	0.8%	0.8%
% of FP17s Relating to Continuations	67	7,482	0.9%	0.9%	0.9%	0.9%
% of Patients satisfied with the dentistry they have received	1	3	N/A	91.8%	92.7%	92.5%
% of Patients satisfied with the time they had to wait for an appointment	2	3	N/A	86.1%	87.4%	87.0%

* This is based on patients treated on this contract for their most recent course of treatment. Figures in italics indicate the base number of FP17s or Patient Questionnaire responses are less than 100. N/A is shown where the base number of responses is less than 10 during the period. % is calculated as Quantity/Base number*100

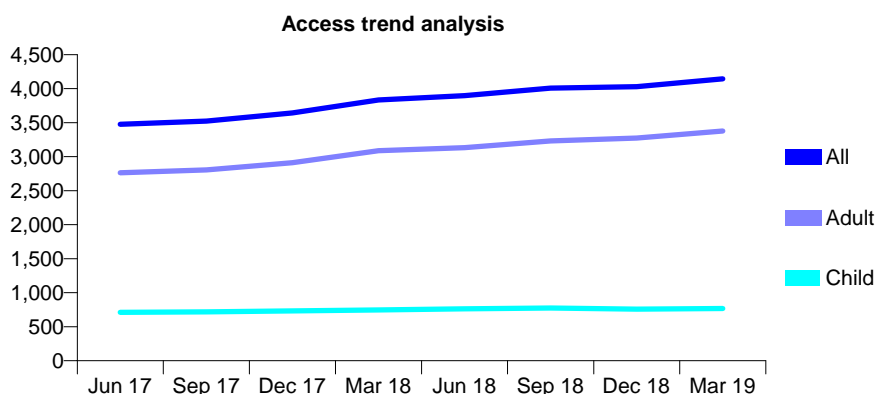
Q59 - Vital Signs At a Glance Contract Report for 199966/0001 - Year end March 2019

Name or company name	Ditchfield Dental Ltd
Contract type name	GDS Contract
Purpose of contract	General
Contract start date	01/12/2007
Contract end date	

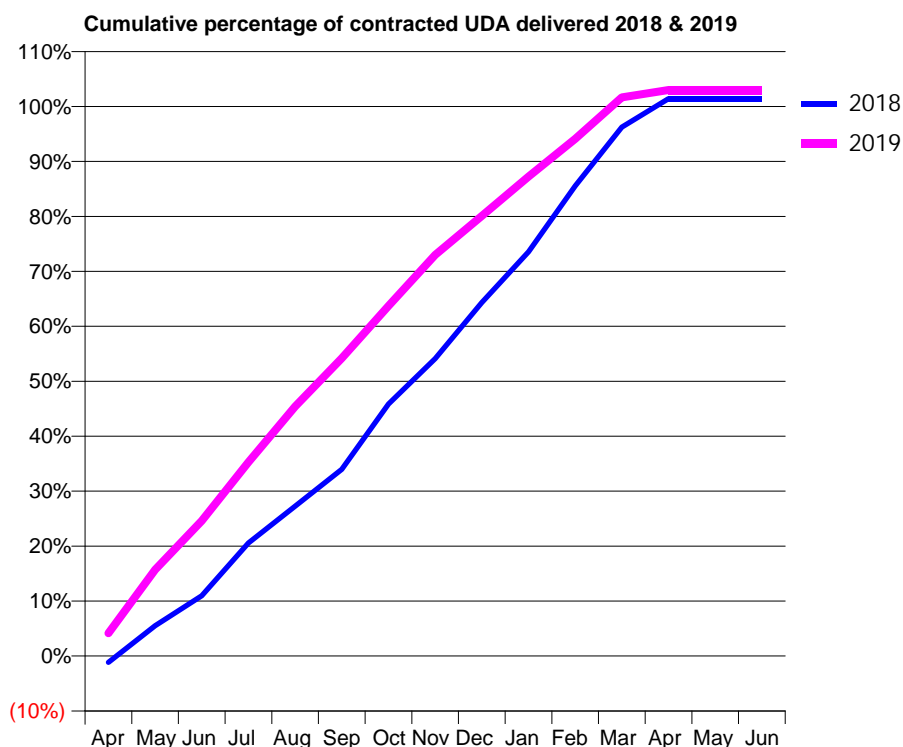
18/19 Contracted general activity (UDA)	11,264
Carry forward general activity (UDA)	-161
18/19 Contracted orthodontic activity (UOA)	0
Carry forward orthodontic activity (UOA)	0
Baseline contract value	£393,447.32

ACCESS*

Patients seen in 24 months	Total	Change since previous quarter
Quarter ending March 2018	3,835	
Quarter ending June 2018	3,897	→
Quarter ending September 2018	4,008	↑
Quarter ending December 2018	4,031	→
Quarter ending March 2019	4,145	↑
Variance since March 2018	8.1%	↑



ACTIVITY



Month	Adjusted Scheduled Activity (UDA)	
	2018	2019
April	-132	468
May	622	1,771
June	1,235	2,769
July	2,318	3,976
August	3,073	5,116
September	3,826	6,103
October	5,165	7,176
November	6,097	8,225
December	7,246	9,020
January	8,284	9,827
February	9,635	10,598
March	10,839	11,449
April	11,425	11,602
May	11,425	11,602
June	11,425	11,602

QUALITY

	Quantity	Base Number	Contract	AT	Region	England
% of FP17s for the same patient ID Re-attending within 3 months - Children	88	1,221	7.2%	9.5%	11.5%	11.8%
% of FP17s for the same patient ID Re-attending within 3 months - Adults	563	4,154	13.6%	14.2%	15.2%	15.7%
% of FP17s for the same patient ID Re-attending between 3 & 9 months - Children	746	1,221	61.1%	61.5%	60.2%	58.9%
% of FP17s for the same patient ID Re-attending between 3 & 9 months - Adults	1,741	4,154	41.9%	52.5%	51.8%	50.8%
% of FP17s for Band 1 Urgent Courses	838	5,252	16.0%	7.9%	8.1%	9.1%
% of FP17s Relating to Free Repair or Replacements	36	5,252	0.7%	0.8%	0.8%	0.8%
% of FP17s Relating to Continuations	22	5,252	0.4%	0.9%	0.9%	0.9%
% of Patients satisfied with the dentistry they have received	2	2	N/A	91.8%	92.7%	92.5%
% of Patients satisfied with the time they had to wait for an appointment	2	2	N/A	86.1%	87.4%	87.0%

* This is based on patients treated on this contract for their most recent course of treatment.

Figures in italics indicate the base number of FP17s or Patient Questionnaire responses are less than 100. N/A is shown where the base number of responses is less than 10 during the period. % is calculated as Quantity/Base number*100

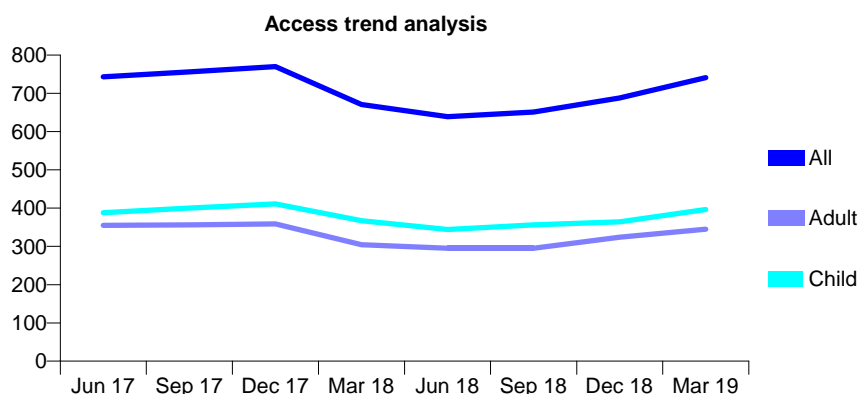
Q59 - Vital Signs At a Glance Contract Report for 208175/0002 - Year end March 2019

Name or company name	Mr M Hamburger & R P Sadler
Contract type name	GDS Contract
Purpose of contract	General
Contract start date	27/04/2011
Contract end date	

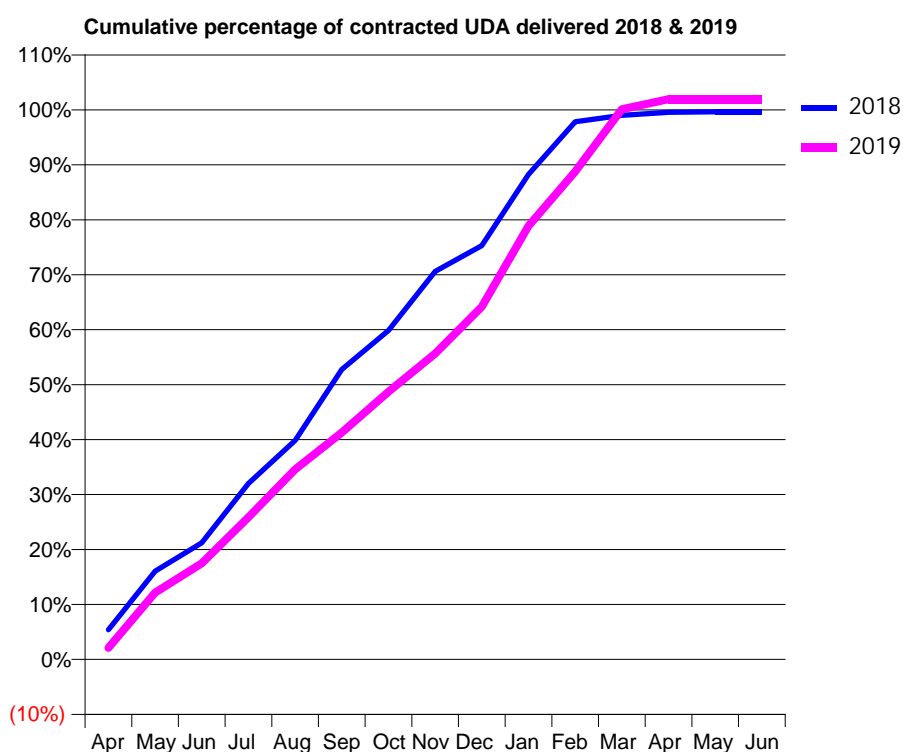
18/19 Contracted general activity (UDA)	1,325
Carry forward general activity (UDA)	5
18/19 Contracted orthodontic activity (UOA)	0
Carry forward orthodontic activity (UOA)	0
Baseline contract value	£31,350.01

ACCESS*

Patients seen in 24 months	Total	Change since previous quarter
Quarter ending March 2018	671	
Quarter ending June 2018	639	↓
Quarter ending September 2018	651	→
Quarter ending December 2018	688	↑
Quarter ending March 2019	741	↑
Variance since March 2018	10.4%	↑



ACTIVITY



Month	Adjusted Scheduled Activity (UDA)	
	2018	2019
April	71	28
May	213	161
June	281	232
July	424	343
August	528	458
September	699	547
October	793	645
November	935	738
December	998	850
January	1,169	1,045
February	1,296	1,176
March	1,312	1,327
April	1,319	1,351
May	1,320	1,351
June	1,320	1,351

QUALITY

	Quantity	Base Number	Contract	AT	Region	England
% of FP17s for the same patient ID Re-attending within 3 months - Children	17	494	3.4%	9.5%	11.5%	11.8%
% of FP17s for the same patient ID Re-attending within 3 months - Adults	39	448	8.7%	14.2%	15.2%	15.7%
% of FP17s for the same patient ID Re-attending between 3 & 9 months - Children	100	494	20.2%	61.5%	60.2%	58.9%
% of FP17s for the same patient ID Re-attending between 3 & 9 months - Adults	125	448	27.9%	52.5%	51.8%	50.8%
% of FP17s for Band 1 Urgent Courses	68	945	7.2%	7.9%	8.1%	9.1%
% of FP17s Relating to Free Repair or Replacements	2	945	0.2%	0.8%	0.8%	0.8%
% of FP17s Relating to Continuations	5	945	0.5%	0.9%	0.9%	0.9%
% of Patients satisfied with the dentistry they have received	0	0	N/A	91.8%	92.7%	92.5%
% of Patients satisfied with the time they had to wait for an appointment	0	0	N/A	86.1%	87.4%	87.0%

* This is based on patients treated on this contract for their most recent course of treatment. Figures in italics indicate the base number of FP17s or Patient Questionnaire responses are less than 100. N/A is shown where the base number of responses is less than 10 during the period. % is calculated as Quantity/Base number*100

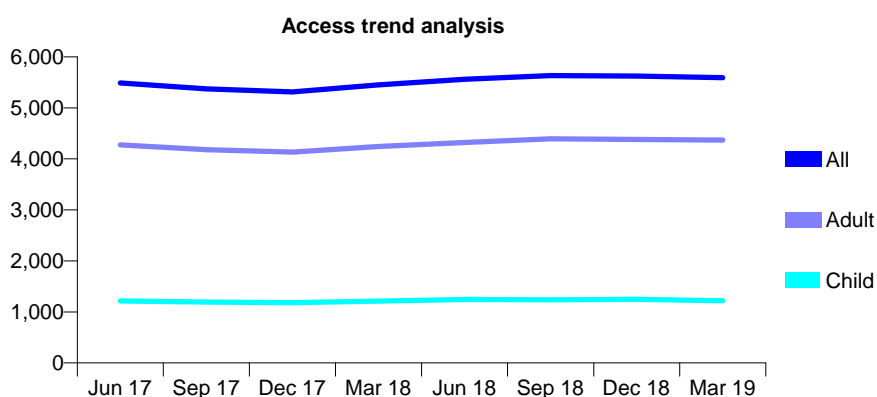
Q59 - Vital Signs At a Glance Contract Report for 220116/0001 - Year end March 2019

Name or company name	MR GK LOO YONG KEE
Contract type name	GDS Contract
Purpose of contract	General
Contract start date	01/04/2006
Contract end date	

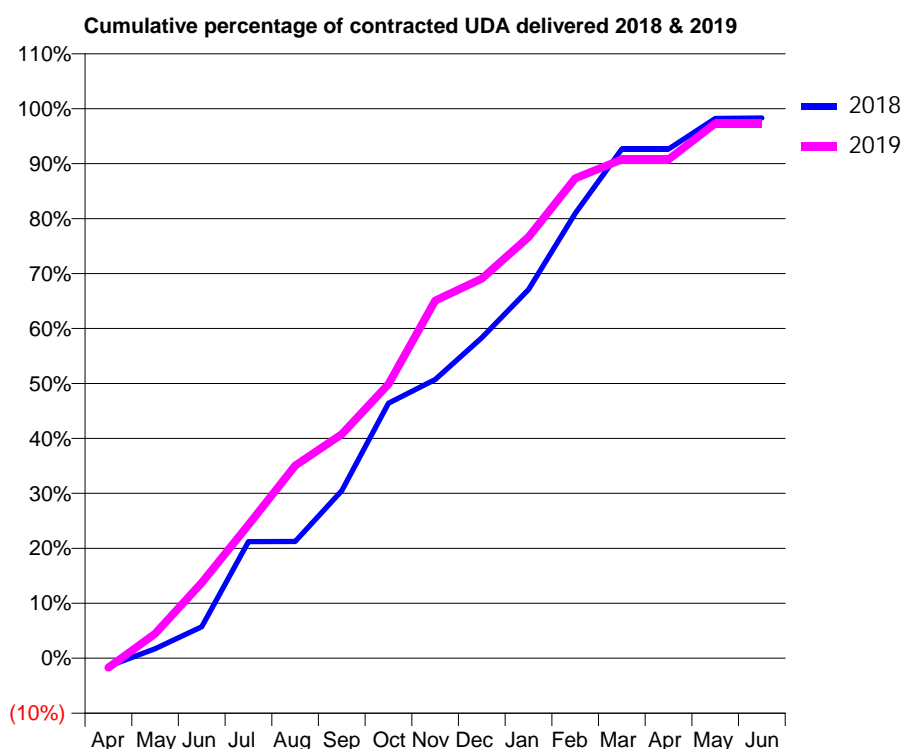
18/19 Contracted general activity (UDA)	16,776
Carry forward general activity (UDA)	286
18/19 Contracted orthodontic activity (UOA)	0
Carry forward orthodontic activity (UOA)	0
Baseline contract value	£471,523.73

ACCESS*

Patients seen in 24 months	Total	Change since previous quarter
Quarter ending March 2018	5,453	
Quarter ending June 2018	5,563	↑
Quarter ending September 2018	5,632	→
Quarter ending December 2018	5,625	→
Quarter ending March 2019	5,591	→
Variance since March 2018	2.5%	↑



ACTIVITY



Month	Adjusted Scheduled Activity (UDA)	
	2018	2019
April	-251	-286
May	290	751
June	957	2,305
July	3,560	4,075
August	3,563	5,881
September	5,116	6,838
October	7,787	8,368
November	8,510	10,916
December	9,787	11,587
January	11,255	12,854
February	13,580	14,648
March	15,541	15,224
April	15,541	15,224
May	16,479	16,326
June	16,490	16,326

QUALITY

	Quantity	Base Number	Contract	AT	Region	England
% of FP17s for the same patient ID Re-attending within 3 months - Children	98	1,963	5.0%	9.5%	11.5%	11.8%
% of FP17s for the same patient ID Re-attending within 3 months - Adults	1,018	6,953	14.6%	14.2%	15.2%	15.7%
% of FP17s for the same patient ID Re-attending between 3 & 9 months - Children	1,388	1,963	70.7%	61.5%	60.2%	58.9%
% of FP17s for the same patient ID Re-attending between 3 & 9 months - Adults	4,540	6,953	65.3%	52.5%	51.8%	50.8%
% of FP17s for Band 1 Urgent Courses	585	9,025	6.5%	7.9%	8.1%	9.1%
% of FP17s Relating to Free Repair or Replacements	79	9,025	0.9%	0.8%	0.8%	0.8%
% of FP17s Relating to Continuations	155	9,025	1.7%	0.9%	0.9%	0.9%
% of Patients satisfied with the dentistry they have received	4	4	N/A	91.8%	92.7%	92.5%
% of Patients satisfied with the time they had to wait for an appointment	4	4	N/A	86.1%	87.4%	87.0%

* This is based on patients treated on this contract for their most recent course of treatment.

Figures in italics indicate the base number of FP17s or Patient Questionnaire responses are less than 100. N/A is shown where the base number of responses is less than 10 during the period. % is calculated as Quantity/Base number*100

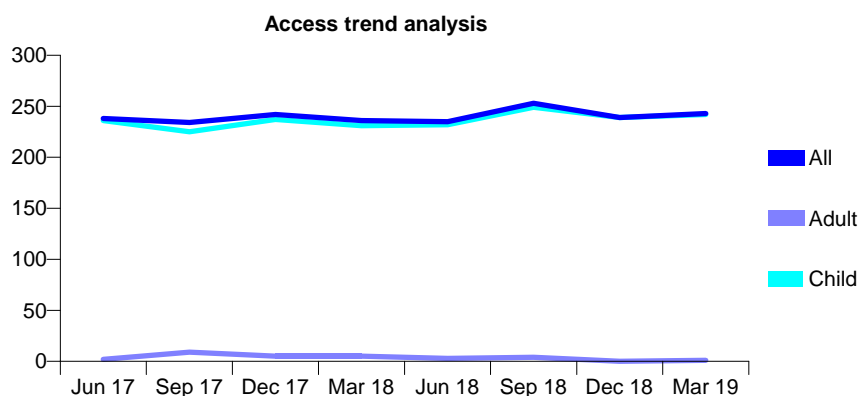
Q59 - Vital Signs At a Glance Contract Report for 220450/0001 - Year end March 2019

Name or company name	MR JD WINSTON
Contract type name	GDS Contract
Purpose of contract	General
Contract start date	01/04/2006
Contract end date	

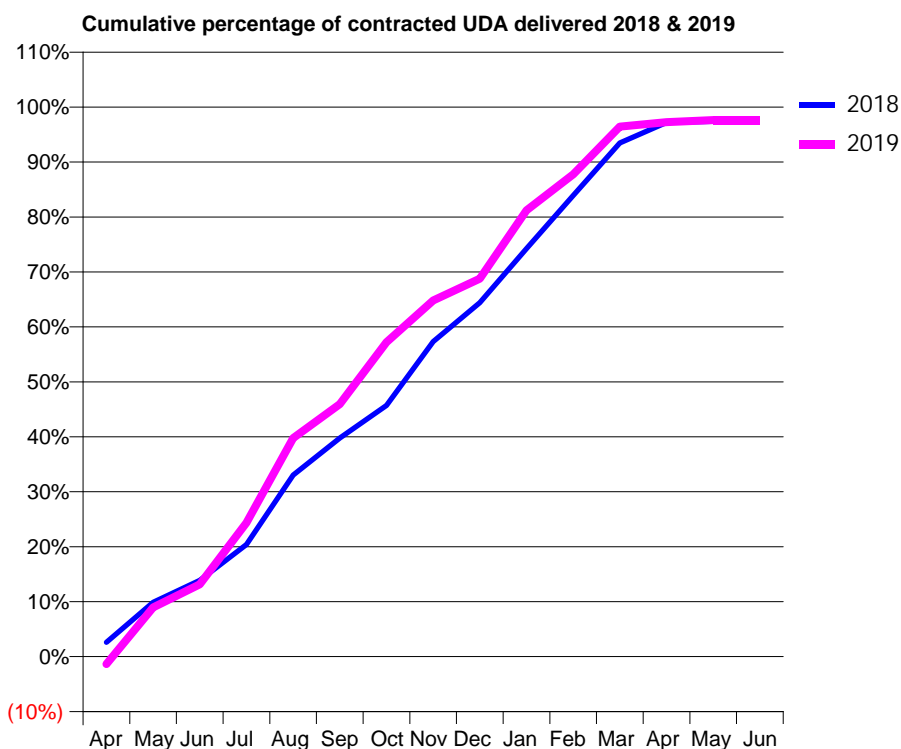
18/19 Contracted general activity (UDA)	508
Carry forward general activity (UDA)	13
18/19 Contracted orthodontic activity (UOA)	0
Carry forward orthodontic activity (UOA)	0
Baseline contract value	£12,523.20

ACCESS*

Patients seen in 24 months	Total	Change since previous quarter
Quarter ending March 2018	236	
Quarter ending June 2018	235	→
Quarter ending September 2018	253	↑
Quarter ending December 2018	239	↓
Quarter ending March 2019	243	→
Variance since March 2018	3.0%	↑



ACTIVITY



Month	Adjusted Scheduled Activity (UDA)	
	2018	2019
April	13	-7
May	50	46
June	70	67
July	104	124
August	168	202
September	202	233
October	232	291
November	291	329
December	327	349
January	377	413
February	426	446
March	475	490
April	494	494
May	495	496
June	495	496

QUALITY

	Quantity	Base Number	Contract	AT	Region	England
% of FP17s for the same patient ID Re-attending within 3 months - Children	32	387	8.3%	9.5%	11.5%	11.8%
% of FP17s for the same patient ID Re-attending within 3 months - Adults	0	0	N/A	14.2%	15.2%	15.7%
% of FP17s for the same patient ID Re-attending between 3 & 9 months - Children	263	387	68.0%	61.5%	60.2%	58.9%
% of FP17s for the same patient ID Re-attending between 3 & 9 months - Adults	0	0	N/A	52.5%	51.8%	50.8%
% of FP17s for Band 1 Urgent Courses	15	371	4.0%	7.9%	8.1%	9.1%
% of FP17s Relating to Free Repair or Replacements	0	371	0.0%	0.8%	0.8%	0.8%
% of FP17s Relating to Continuations	1	371	0.3%	0.9%	0.9%	0.9%
% of Patients satisfied with the dentistry they have received	0	0	N/A	91.8%	92.7%	92.5%
% of Patients satisfied with the time they had to wait for an appointment	0	0	N/A	86.1%	87.4%	87.0%

* This is based on patients treated on this contract for their most recent course of treatment. Figures in italics indicate the base number of FP17s or Patient Questionnaire responses are less than 100. N/A is shown where the base number of responses is less than 10 during the period. % is calculated as Quantity/Base number*100

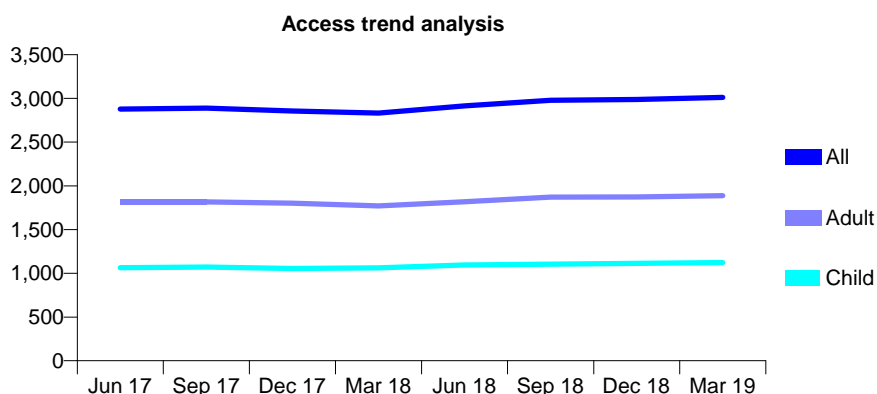
Q59 - Vital Signs At a Glance Contract Report for 229792/0001 - Year end March 2019

Name or company name	MR JJ CLIFFE
Contract type name	GDS Contract
Purpose of contract	General and Orthodontic
Contract start date	01/04/2006
Contract end date	

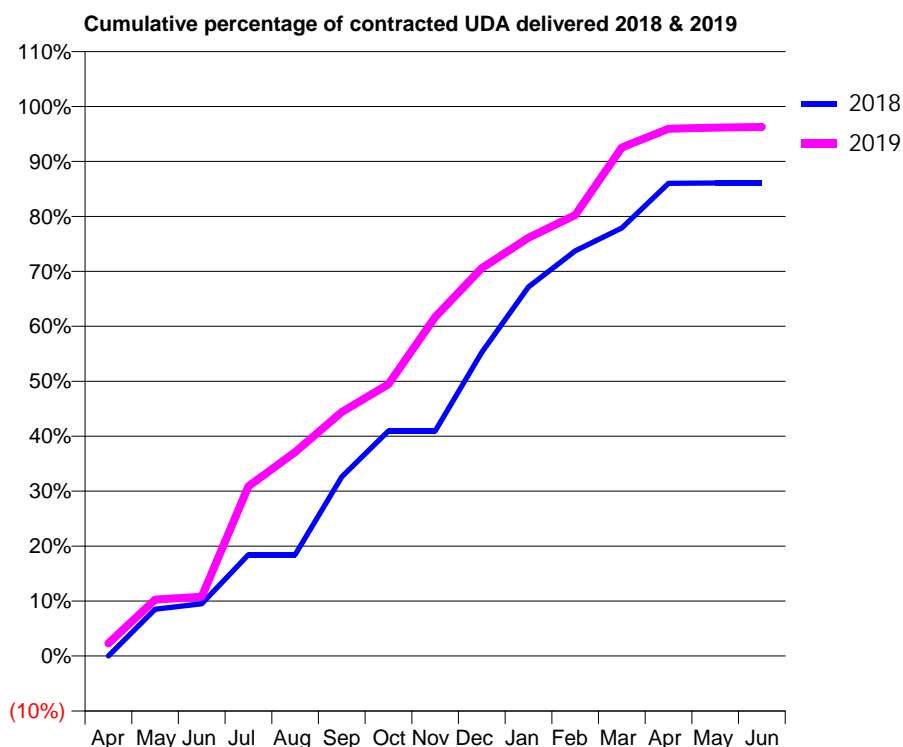
18/19 Contracted general activity (UDA)	8,300
Carry forward general activity (UDA)	0
18/19 Contracted orthodontic activity (UOA)	308
Carry forward orthodontic activity (UOA)	7
Baseline contract value	£209,137.16

ACCESS*

Patients seen in 24 months	Total	Change since previous quarter
Quarter ending March 2018	2,833	
Quarter ending June 2018	2,915	↑
Quarter ending September 2018	2,977	↑
Quarter ending December 2018	2,987	→
Quarter ending March 2019	3,011	→
Variance since March 2018	6.3%	↑



ACTIVITY



Month	Adjusted Scheduled Activity (UDA)	
	2018	2019
April	0	193
May	707	853
June	791	895
July	1,531	2,562
August	1,531	3,081
September	2,707	3,685
October	3,402	4,105
November	3,402	5,121
December	4,587	5,857
January	5,575	6,317
February	6,117	6,661
March	6,464	7,681
April	7,140	7,962
May	7,143	7,980
June	7,143	7,988

QUALITY

	Quantity	Base Number	Contract	AT	Region	England
% of FP17s for the same patient ID Re-attending within 3 months - Children	117	1,811	6.5%	9.5%	11.5%	11.8%
% of FP17s for the same patient ID Re-attending within 3 months - Adults	288	2,974	9.7%	14.2%	15.2%	15.7%
% of FP17s for the same patient ID Re-attending between 3 & 9 months - Children	1,201	1,811	66.3%	61.5%	60.2%	58.9%
% of FP17s for the same patient ID Re-attending between 3 & 9 months - Adults	1,943	2,974	65.3%	52.5%	51.8%	50.8%
% of FP17s for Band 1 Urgent Courses	142	4,516	3.1%	7.9%	8.1%	9.1%
% of FP17s Relating to Free Repair or Replacements	37	4,516	0.8%	0.8%	0.8%	0.8%
% of FP17s Relating to Continuations	93	4,516	2.1%	0.9%	0.9%	0.9%
% of Patients satisfied with the dentistry they have received	1	1	N/A	91.8%	92.7%	92.5%
% of Patients satisfied with the time they had to wait for an appointment	1	1	N/A	86.1%	87.4%	87.0%

* This is based on patients treated on this contract for their most recent course of treatment. Figures in italics indicate the base number of FP17s or Patient Questionnaire responses are less than 100. N/A is shown where the base number of responses is less than 10 during the period. % is calculated as Quantity/Base number*100

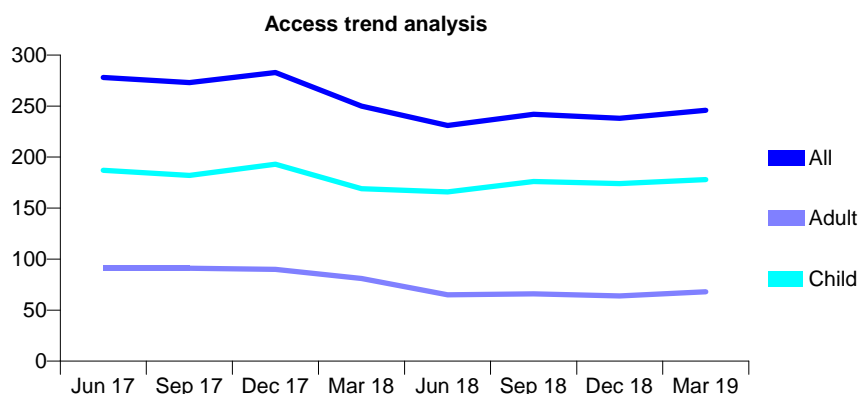
Q59 - Vital Signs At a Glance Contract Report for 232858/0001 - Year end March 2019

Name or company name	Miss S Rennie
Contract type name	GDS Contract
Purpose of contract	General
Contract start date	01/04/2006
Contract end date	

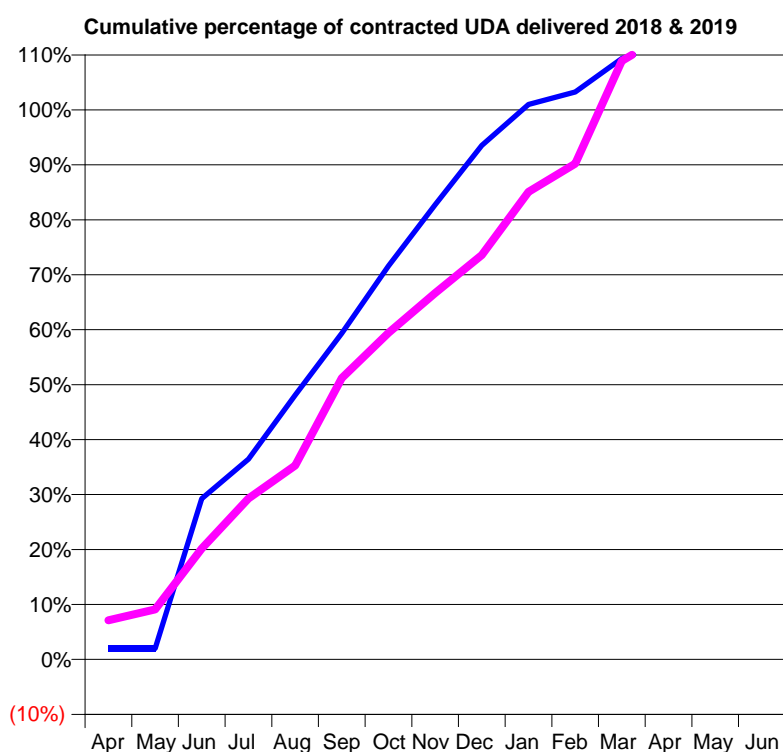
18/19 Contracted general activity (UDA)	450
Carry forward general activity (UDA)	-9
18/19 Contracted orthodontic activity (UOA)	0
Carry forward orthodontic activity (UOA)	0
Baseline contract value	£10,588.07

ACCESS*

Patients seen in 24 months	Total	Change since previous quarter
Quarter ending March 2018	250	
Quarter ending June 2018	231	↓
Quarter ending September 2018	242	↑
Quarter ending December 2018	238	↓
Quarter ending March 2019	246	↑
Variance since March 2018	(1.6%)	↓



ACTIVITY



Month	Adjusted Scheduled Activity (UDA)	
	2018	2019
April	9	32
May	9	41
June	132	91
July	164	132
August	216	159
September	267	230
October	322	267
November	372	300
December	421	331
January	454	383
February	465	406
March	492	490
April	504	513
May	504	516
June	504	516

QUALITY

	Quantity	Base Number	Contract	AT	Region	England
% of FP17s for the same patient ID Re-attending within 3 months - Children	13	271	4.8%	9.5%	11.5%	11.8%
% of FP17s for the same patient ID Re-attending within 3 months - Adults	7	65	10.8%	14.2%	15.2%	15.7%
% of FP17s for the same patient ID Re-attending between 3 & 9 months - Children	151	271	55.7%	61.5%	60.2%	58.9%
% of FP17s for the same patient ID Re-attending between 3 & 9 months - Adults	35	65	53.8%	52.5%	51.8%	50.8%
% of FP17s for Band 1 Urgent Courses	15	346	4.3%	7.9%	8.1%	9.1%
% of FP17s Relating to Free Repair or Replacements	0	346	0.0%	0.8%	0.8%	0.8%
% of FP17s Relating to Continuations	2	346	0.6%	0.9%	0.9%	0.9%
% of Patients satisfied with the dentistry they have received	0	0	N/A	91.8%	92.7%	92.5%
% of Patients satisfied with the time they had to wait for an appointment	0	0	N/A	86.1%	87.4%	87.0%

* This is based on patients treated on this contract for their most recent course of treatment. Figures in italics indicate the base number of FP17s or Patient Questionnaire responses are less than 100. N/A is shown where the base number of responses is less than 10 during the period. % is calculated as Quantity/Base number*100

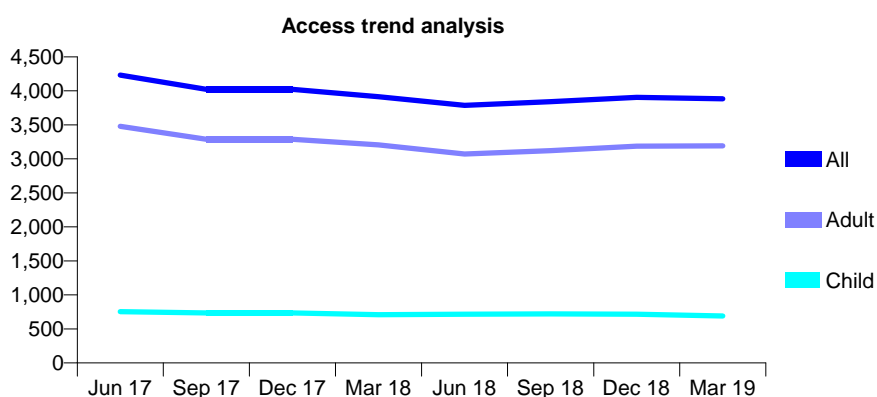
Q59 - Vital Signs At a Glance Contract Report for 237833/0004 - Year end March 2019

Name or company name	MR MP GOKANI
Contract type name	GDS Contract
Purpose of contract	General
Contract start date	01/04/2009
Contract end date	

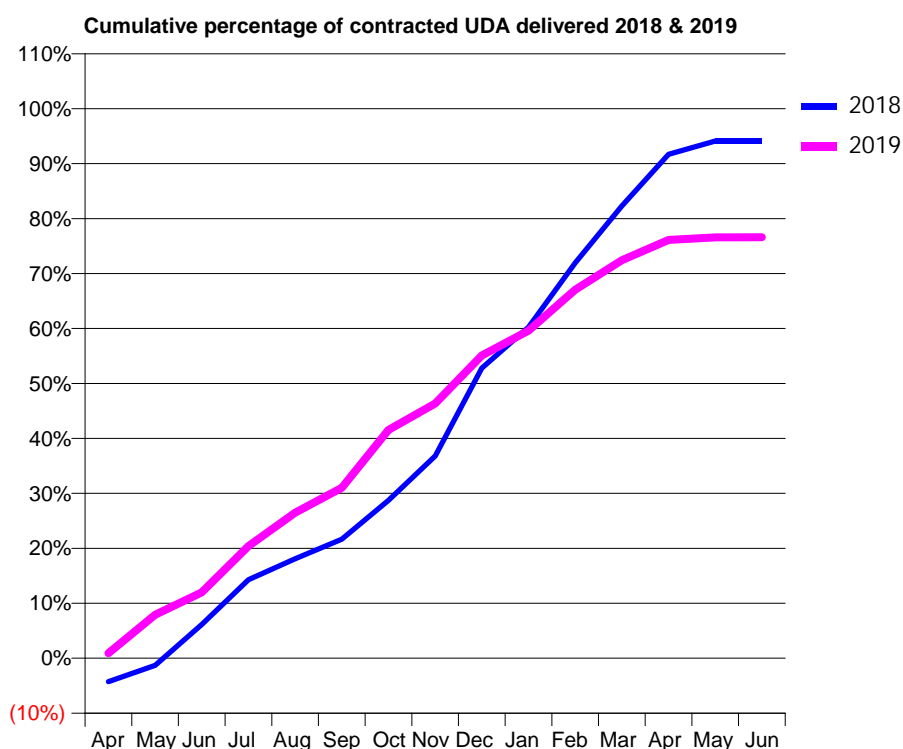
18/19 Contracted general activity (UDA)	10,479
Carry forward general activity (UDA)	0
18/19 Contracted orthodontic activity (UOA)	0
Carry forward orthodontic activity (UOA)	0
Baseline contract value	£299,973.27

ACCESS*

Patients seen in 24 months	Total	Change since previous quarter
Quarter ending March 2018	3,914	
Quarter ending June 2018	3,788	↓
Quarter ending September 2018	3,841	→
Quarter ending December 2018	3,904	→
Quarter ending March 2019	3,884	→
Variance since March 2018	(0.8%)	→



ACTIVITY



Month	2018	2019
April	-320	99
May	-99	828
June	459	1,256
July	1,067	2,138
August	1,353	2,775
September	1,620	3,250
October	2,149	4,353
November	2,753	4,855
December	3,948	5,775
January	4,506	6,245
February	5,381	7,027
March	6,154	7,589
April	6,858	7,976
May	7,037	8,025
June	7,037	8,028

QUALITY

	Quantity	Base Number	Contract	AT	Region	England
% of FP17s for the same patient ID Re-attending within 3 months - Children	48	847	5.7%	9.5%	11.5%	11.8%
% of FP17s for the same patient ID Re-attending within 3 months - Adults	527	3,444	15.3%	14.2%	15.2%	15.7%
% of FP17s for the same patient ID Re-attending between 3 & 9 months - Children	431	847	50.9%	61.5%	60.2%	58.9%
% of FP17s for the same patient ID Re-attending between 3 & 9 months - Adults	1,045	3,444	30.3%	52.5%	51.8%	50.8%
% of FP17s for Band 1 Urgent Courses	520	4,058	12.8%	7.9%	8.1%	9.1%
% of FP17s Relating to Free Repair or Replacements	52	4,058	1.3%	0.8%	0.8%	0.8%
% of FP17s Relating to Continuations	29	4,058	0.7%	0.9%	0.9%	0.9%
% of Patients satisfied with the dentistry they have received	2	2	N/A	91.8%	92.7%	92.5%
% of Patients satisfied with the time they had to wait for an appointment	2	2	N/A	86.1%	87.4%	87.0%

* This is based on patients treated on this contract for their most recent course of treatment.

Figures in italics indicate the base number of FP17s or Patient Questionnaire responses are less than 100. N/A is shown where the base number of responses is less than 10 during the period. % is calculated as Quantity/Base number*100

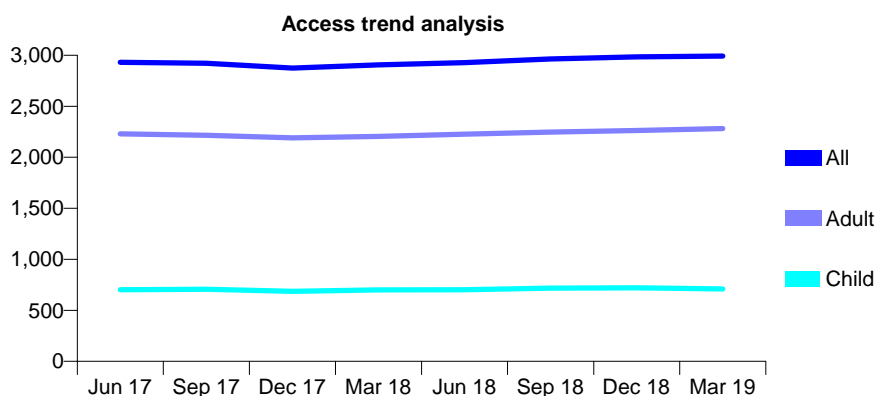
Q59 - Vital Signs At a Glance Contract Report for 244171/0005 - Year end March 2019

Name or company name	MRS GK PALAHEY
Contract type name	GDS Contract
Purpose of contract	General
Contract start date	01/05/2014
Contract end date	

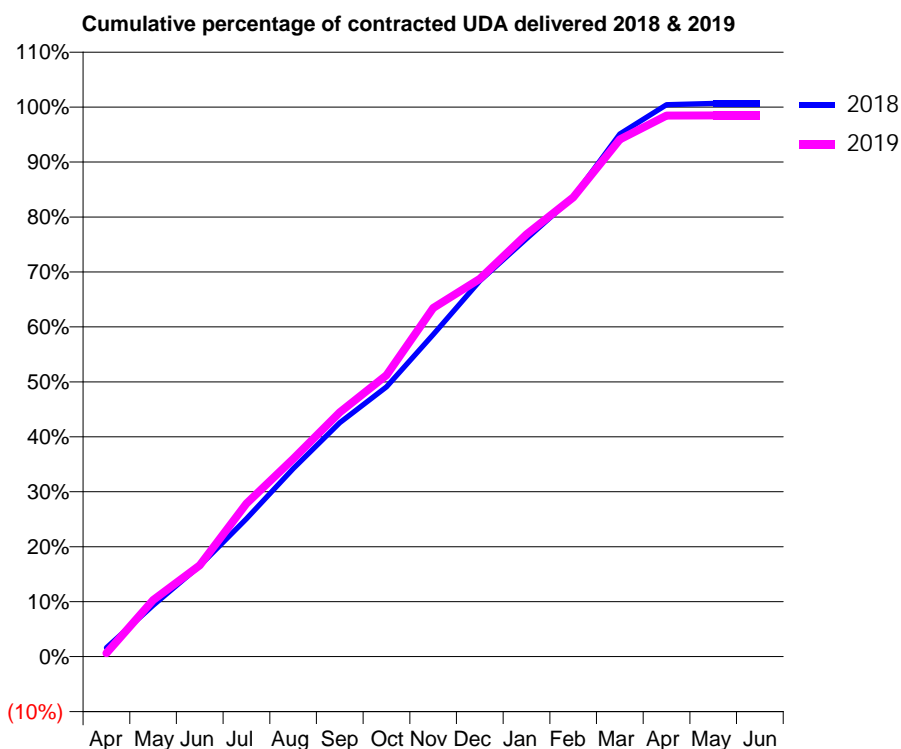
18/19 Contracted general activity (UDA)	6,887
Carry forward general activity (UDA)	-45
18/19 Contracted orthodontic activity (UOA)	0
Carry forward orthodontic activity (UOA)	0
Baseline contract value	£161,078.16

ACCESS*

Patients seen in 24 months	Total	Change since previous quarter
Quarter ending March 2018	2,905	
Quarter ending June 2018	2,928	→
Quarter ending September 2018	2,964	→
Quarter ending December 2018	2,985	→
Quarter ending March 2019	2,993	→
Variance since March 2018	3.0%	↑



ACTIVITY



Month	Adjusted Scheduled Activity (UDA)	
	2018	2019
April	112	45
May	643	709
June	1,138	1,143
July	1,729	1,919
August	2,356	2,477
September	2,930	3,062
October	3,380	3,527
November	4,037	4,369
December	4,709	4,734
January	5,239	5,292
February	5,759	5,756
March	6,548	6,480
April	6,917	6,779
May	6,932	6,782
June	6,932	6,782

QUALITY

	Quantity	Base Number	Contract	AT	Region	England
% of FP17s for the same patient ID Re-attending within 3 months - Children	44	1,073	4.1%	9.5%	11.5%	11.8%
% of FP17s for the same patient ID Re-attending within 3 months - Adults	289	3,166	9.1%	14.2%	15.2%	15.7%
% of FP17s for the same patient ID Re-attending between 3 & 9 months - Children	705	1,073	65.7%	61.5%	60.2%	58.9%
% of FP17s for the same patient ID Re-attending between 3 & 9 months - Adults	1,991	3,166	62.9%	52.5%	51.8%	50.8%
% of FP17s for Band 1 Urgent Courses	226	4,113	5.5%	7.9%	8.1%	9.1%
% of FP17s Relating to Free Repair or Replacements	26	4,113	0.6%	0.8%	0.8%	0.8%
% of FP17s Relating to Continuations	11	4,113	0.3%	0.9%	0.9%	0.9%
% of Patients satisfied with the dentistry they have received	2	2	N/A	91.8%	92.7%	92.5%
% of Patients satisfied with the time they had to wait for an appointment	2	2	N/A	86.1%	87.4%	87.0%

* This is based on patients treated on this contract for their most recent course of treatment. Figures in italics indicate the base number of FP17s or Patient Questionnaire responses are less than 100. N/A is shown where the base number of responses is less than 10 during the period. % is calculated as Quantity/Base number*100

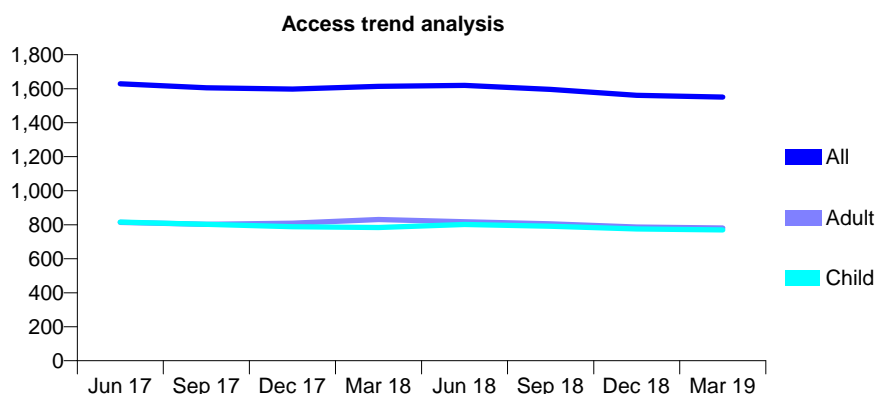
Q59 - Vital Signs At a Glance Contract Report for 257117/0001 - Year end March 2019

Name or company name	MR NG PATEL
Contract type name	GDS Contract
Purpose of contract	General
Contract start date	01/12/2012
Contract end date	

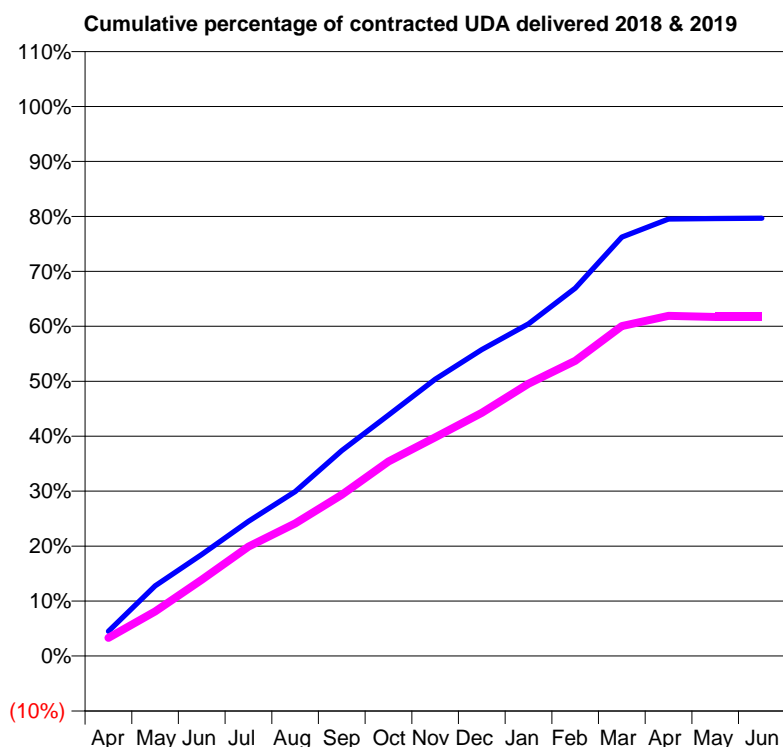
18/19 Contracted general activity (UDA)	6,256
Carry forward general activity (UDA)	0
18/19 Contracted orthodontic activity (UOA)	0
Carry forward orthodontic activity (UOA)	0
Baseline contract value	£164,797.34

ACCESS*

Patients seen in 24 months	Total	Change since previous quarter
Quarter ending March 2018	1,614	
Quarter ending June 2018	1,619	→
Quarter ending September 2018	1,596	↓
Quarter ending December 2018	1,561	↓
Quarter ending March 2019	1,551	→
Variance since March 2018	(3.9%)	↓



ACTIVITY



Month	Adjusted Scheduled Activity (UDA)	
	2018	2019
April	236	207
May	672	508
June	971	869
July	1,288	1,246
August	1,573	1,510
September	1,965	1,836
October	2,304	2,214
November	2,648	2,491
December	2,930	2,769
January	3,177	3,100
February	3,518	3,361
March	4,006	3,757
April	4,179	3,872
May	4,184	3,860
June	4,186	3,860

QUALITY

	Quantity	Base Number	Contract	AT	Region	England
% of FP17s for the same patient ID Re-attending within 3 months - Children	85	1,298	6.5%	9.5%	11.5%	11.8%
% of FP17s for the same patient ID Re-attending within 3 months - Adults	201	1,148	17.5%	14.2%	15.2%	15.7%
% of FP17s for the same patient ID Re-attending between 3 & 9 months - Children	957	1,298	73.7%	61.5%	60.2%	58.9%
% of FP17s for the same patient ID Re-attending between 3 & 9 months - Adults	714	1,148	62.2%	52.5%	51.8%	50.8%
% of FP17s for Band 1 Urgent Courses	125	2,388	5.2%	7.9%	8.1%	9.1%
% of FP17s Relating to Free Repair or Replacements	10	2,388	0.4%	0.8%	0.8%	0.8%
% of FP17s Relating to Continuations	1	2,388	0.0%	0.9%	0.9%	0.9%
% of Patients satisfied with the dentistry they have received	0	0	N/A	91.8%	92.7%	92.5%
% of Patients satisfied with the time they had to wait for an appointment	0	0	N/A	86.1%	87.4%	87.0%

* This is based on patients treated on this contract for their most recent course of treatment. Figures in italics indicate the base number of FP17s or Patient Questionnaire responses are less than 100. N/A is shown where the base number of responses is less than 10 during the period. % is calculated as Quantity/Base number*100

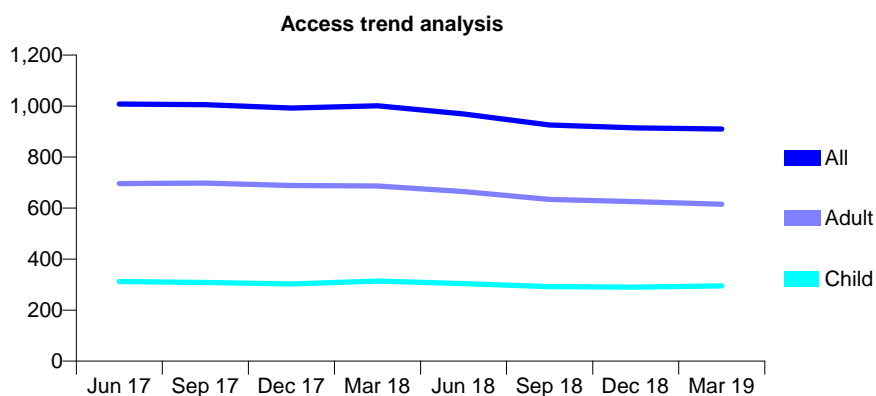
Q59 - Vital Signs At a Glance Contract Report for 264245/0003 - Year end March 2019

Name or company name	MR P PATEL
Contract type name	GDS Contract
Purpose of contract	General
Contract start date	27/08/2014
Contract end date	

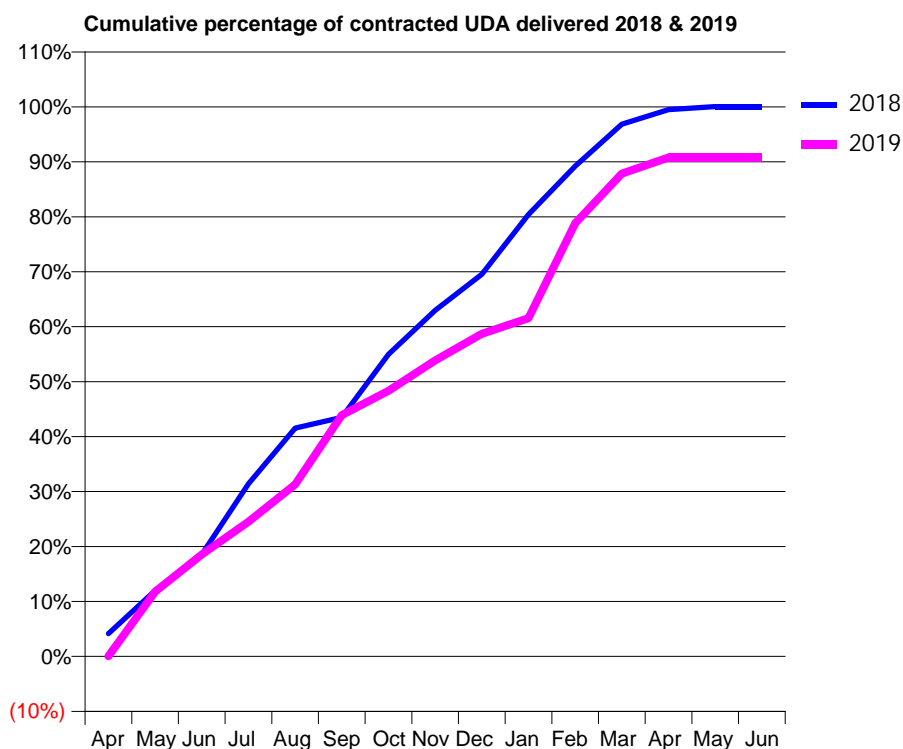
18/19 Contracted general activity (UDA)	2,480
Carry forward general activity (UDA)	-1
18/19 Contracted orthodontic activity (UOA)	0
Carry forward orthodontic activity (UOA)	0
Baseline contract value	£53,712.69

ACCESS*

Patients seen in 24 months	Total	Change since previous quarter
Quarter ending March 2018	1,001	
Quarter ending June 2018	969	↓
Quarter ending September 2018	926	↓
Quarter ending December 2018	915	↓
Quarter ending March 2019	910	→
Variance since March 2018	(9.1%)	↓



ACTIVITY



Month	Adjusted Scheduled Activity (UDA)	
	2018	2019
April	103	1
May	297	292
June	459	460
July	779	608
August	1,030	776
September	1,079	1,089
October	1,364	1,198
November	1,562	1,336
December	1,725	1,456
January	1,994	1,527
February	2,213	1,955
March	2,401	2,178
April	2,467	2,252
May	2,481	2,252
June	2,481	2,252

QUALITY

	Quantity	Base Number	Contract	AT	Region	England
% of FP17s for the same patient ID Re-attending within 3 months - Children	25	411	6.1%	9.5%	11.5%	11.8%
% of FP17s for the same patient ID Re-attending within 3 months - Adults	109	841	13.0%	14.2%	15.2%	15.7%
% of FP17s for the same patient ID Re-attending between 3 & 9 months - Children	242	411	58.9%	61.5%	60.2%	58.9%
% of FP17s for the same patient ID Re-attending between 3 & 9 months - Adults	452	841	53.7%	52.5%	51.8%	50.8%
% of FP17s for Band 1 Urgent Courses	69	1,235	5.6%	7.9%	8.1%	9.1%
% of FP17s Relating to Free Repair or Replacements	25	1,235	2.0%	0.8%	0.8%	0.8%
% of FP17s Relating to Continuations	15	1,235	1.2%	0.9%	0.9%	0.9%
% of Patients satisfied with the dentistry they have received	0	0	N/A	91.8%	92.7%	92.5%
% of Patients satisfied with the time they had to wait for an appointment	0	0	N/A	86.1%	87.4%	87.0%

* This is based on patients treated on this contract for their most recent course of treatment. Figures in italics indicate the base number of FP17s or Patient Questionnaire responses are less than 100. N/A is shown where the base number of responses is less than 10 during the period. % is calculated as Quantity/Base number*100

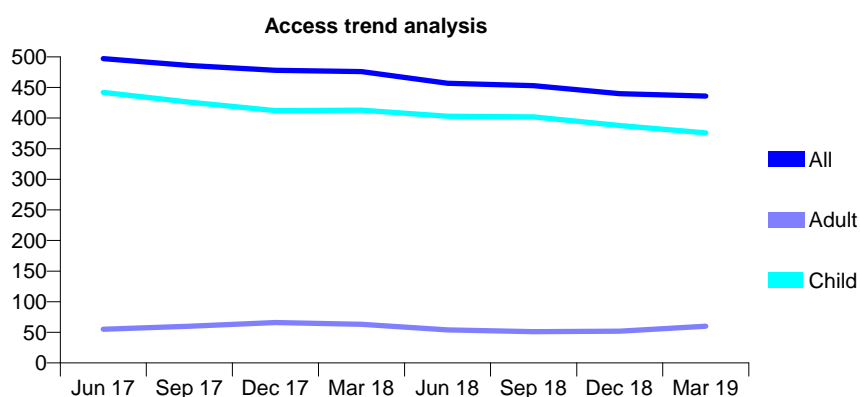
Q59 - Vital Signs At a Glance Contract Report for 299154/0001 - Year end March 2019

Name or company name	MR C KHELA
Contract type name	GDS Contract
Purpose of contract	General
Contract start date	01/05/2011
Contract end date	

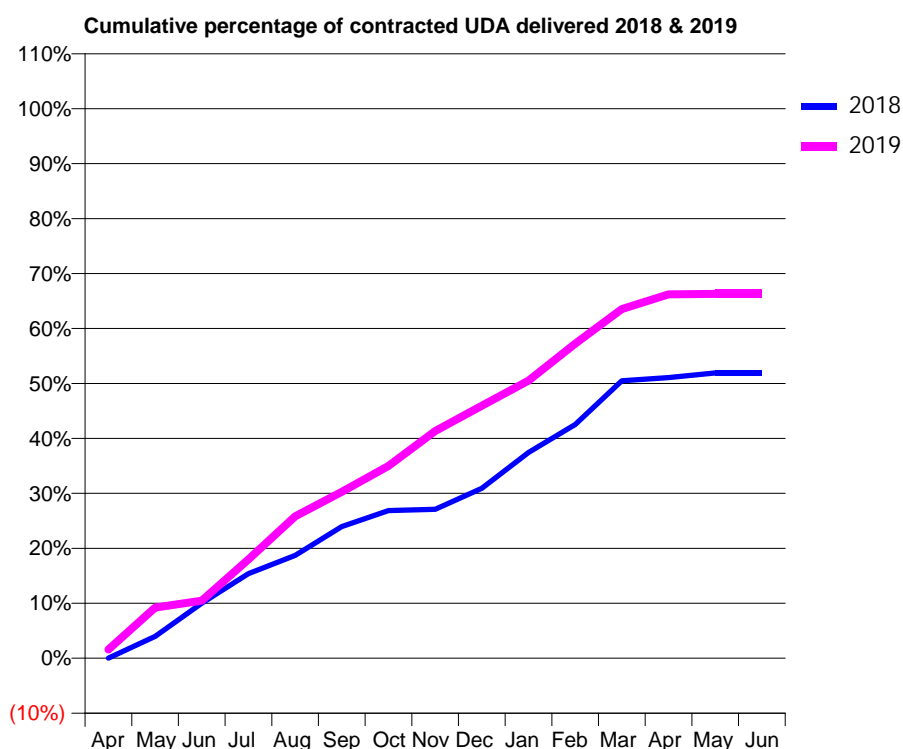
18/19 Contracted general activity (UDA)	1,430
Carry forward general activity (UDA)	0
18/19 Contracted orthodontic activity (UOA)	0
Carry forward orthodontic activity (UOA)	0
Baseline contract value	£34,371.54

ACCESS*

Patients seen in 24 months	Total	Change since previous quarter
Quarter ending March 2018	476	
Quarter ending June 2018	457	↓
Quarter ending September 2018	453	→
Quarter ending December 2018	440	↓
Quarter ending March 2019	436	→
Variance since March 2018	(8.4%)	↓



ACTIVITY



Month	Adjusted Scheduled Activity (UDA)	
	2018	2019
April	0	23
May	57	132
June	143	150
July	220	257
August	268	369
September	343	433
October	384	500
November	387	591
December	442	657
January	535	722
February	608	818
March	722	909
April	730	947
May	742	948
June	742	948

QUALITY

	Quantity	Base Number	Contract	AT	Region	England
% of FP17s for the same patient ID Re-attending within 3 months - Children	79	704	11.2%	9.5%	11.5%	11.8%
% of FP17s for the same patient ID Re-attending within 3 months - Adults	0	0	N/A	14.2%	15.2%	15.7%
% of FP17s for the same patient ID Re-attending between 3 & 9 months - Children	402	704	57.1%	61.5%	60.2%	58.9%
% of FP17s for the same patient ID Re-attending between 3 & 9 months - Adults	0	0	N/A	52.5%	51.8%	50.8%
% of FP17s for Band 1 Urgent Courses	23	709	3.2%	7.9%	8.1%	9.1%
% of FP17s Relating to Free Repair or Replacements	0	709	0.0%	0.8%	0.8%	0.8%
% of FP17s Relating to Continuations	11	709	1.6%	0.9%	0.9%	0.9%
% of Patients satisfied with the dentistry they have received	0	0	N/A	91.8%	92.7%	92.5%
% of Patients satisfied with the time they had to wait for an appointment	0	0	N/A	86.1%	87.4%	87.0%

* This is based on patients treated on this contract for their most recent course of treatment.

Figures in italics indicate the base number of FP17s or Patient Questionnaire responses are less than 100. N/A is shown where the base number of responses is less than 10 during the period. % is calculated as Quantity/Base number*100

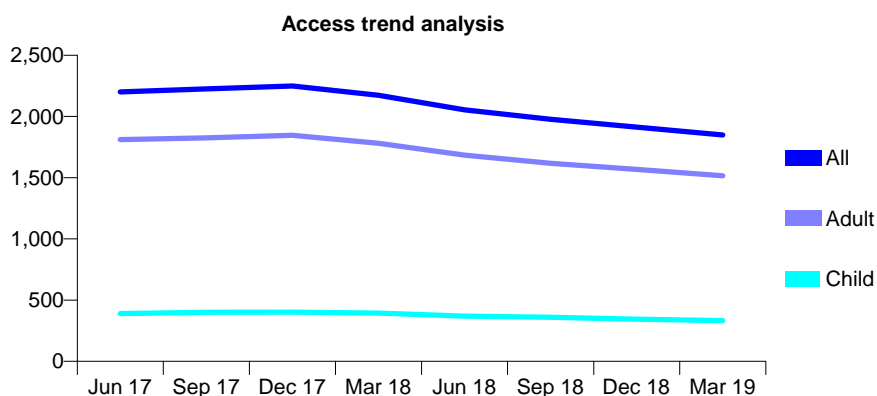
Q59 - Vital Signs At a Glance Contract Report for 306975/0001 - Year end March 2019

Name or company name	MR NA TAYLOR
Contract type name	GDS Contract
Purpose of contract	General
Contract start date	01/04/2006
Contract end date	

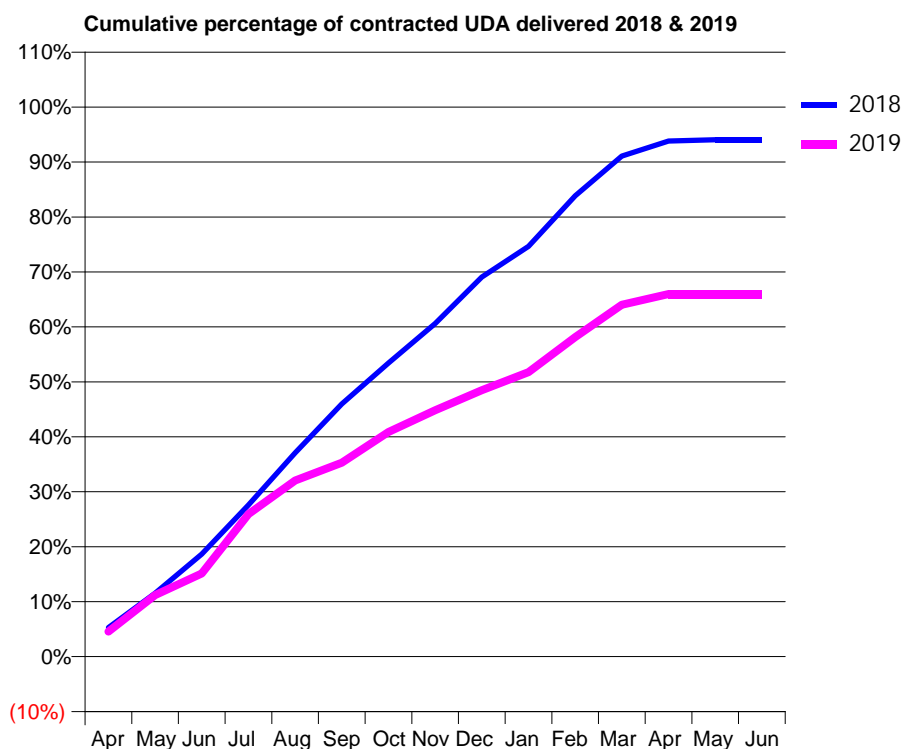
18/19 Contracted general activity (UDA)	6,493
Carry forward general activity (UDA)	0
18/19 Contracted orthodontic activity (UOA)	0
Carry forward orthodontic activity (UOA)	0
Baseline contract value	£180,283.65

ACCESS*

Patients seen in 24 months	Total	Change since previous quarter
Quarter ending March 2018	2,174	
Quarter ending June 2018	2,054	↓
Quarter ending September 2018	1,977	↓
Quarter ending December 2018	1,913	↓
Quarter ending March 2019	1,849	↓
Variance since March 2018	(14.9%)	↓



ACTIVITY



Month	Adjusted Scheduled Activity (UDA)	
	2018	2019
April	344	297
May	750	727
June	1,210	982
July	1,792	1,684
August	2,408	2,080
September	2,985	2,291
October	3,468	2,654
November	3,935	2,910
December	4,486	3,148
January	4,848	3,362
February	5,445	3,776
March	5,914	4,157
April	6,092	4,284
May	6,107	4,284
June	6,107	4,284

QUALITY

	Quantity	Base Number	Contract	AT	Region	England
% of FP17s for the same patient ID Re-attending within 3 months - Children	30	482	6.2%	9.5%	11.5%	11.8%
% of FP17s for the same patient ID Re-attending within 3 months - Adults	318	1,965	16.2%	14.2%	15.2%	15.7%
% of FP17s for the same patient ID Re-attending between 3 & 9 months - Children	326	482	67.6%	61.5%	60.2%	58.9%
% of FP17s for the same patient ID Re-attending between 3 & 9 months - Adults	1,120	1,965	57.0%	52.5%	51.8%	50.8%
% of FP17s for Band 1 Urgent Courses	247	2,402	10.3%	7.9%	8.1%	9.1%
% of FP17s Relating to Free Repair or Replacements	20	2,402	0.8%	0.8%	0.8%	0.8%
% of FP17s Relating to Continuations	85	2,402	3.5%	0.9%	0.9%	0.9%
% of Patients satisfied with the dentistry they have received	0	0	N/A	91.8%	92.7%	92.5%
% of Patients satisfied with the time they had to wait for an appointment	0	0	N/A	86.1%	87.4%	87.0%

* This is based on patients treated on this contract for their most recent course of treatment. Figures in italics indicate the base number of FP17s or Patient Questionnaire responses are less than 100. N/A is shown where the base number of responses is less than 10 during the period. % is calculated as Quantity/Base number*100

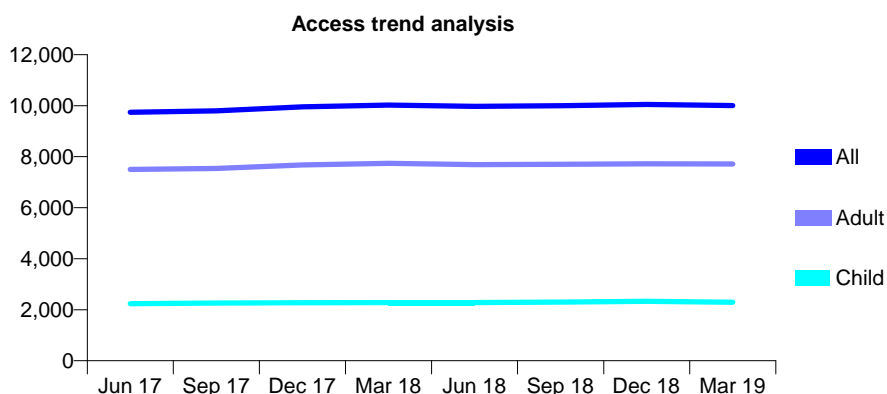
Q59 - Vital Signs At a Glance Contract Report for 320102/0001 - Year end March 2019

Name or company name	MR MK SHAH
Contract type name	GDS Contract
Purpose of contract	General
Contract start date	01/04/2006
Contract end date	

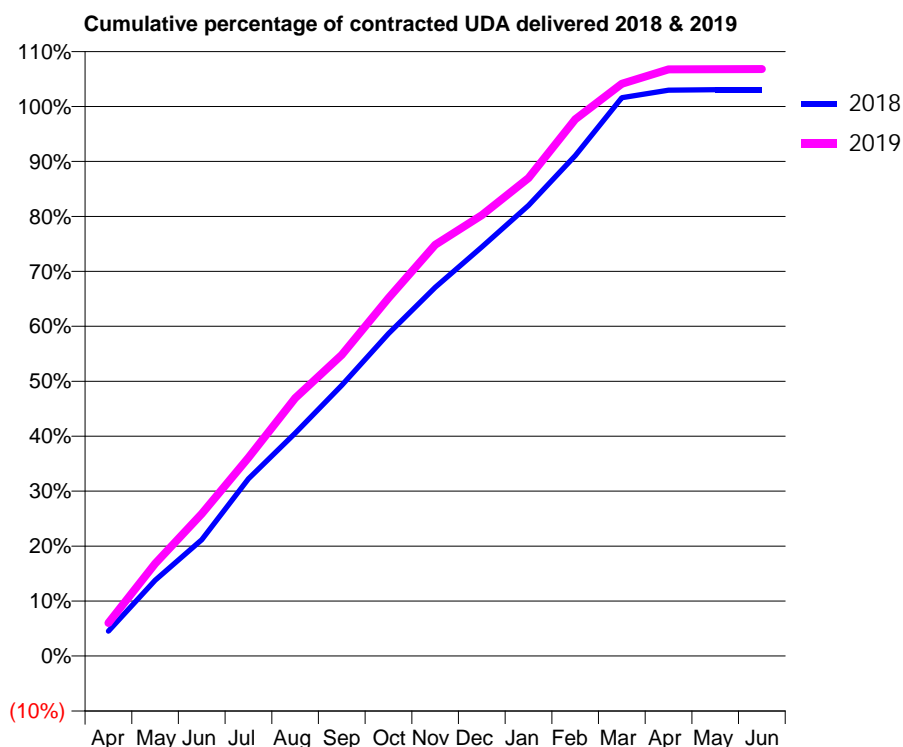
18/19 Contracted general activity (UDA)	22,132
Carry forward general activity (UDA)	-443
18/19 Contracted orthodontic activity (UOA)	0
Carry forward orthodontic activity (UOA)	0
Baseline contract value	£536,478.51

ACCESS*

Patients seen in 24 months	Total	Change since previous quarter
Quarter ending March 2018	10,024	
Quarter ending June 2018	9,972	→
Quarter ending September 2018	9,998	→
Quarter ending December 2018	10,045	→
Quarter ending March 2019	10,006	→
Variance since March 2018	(0.2%)	→



ACTIVITY



Month	Adjusted Scheduled Activity (UDA)	
	2018	2019
April	1,003	1,336
May	3,054	3,726
June	4,688	5,730
July	7,141	7,990
August	8,975	10,386
September	10,901	12,129
October	12,982	14,416
November	14,845	16,560
December	16,468	17,751
January	18,146	19,249
February	20,153	21,614
March	22,484	23,045
April	22,785	23,622
May	22,808	23,636
June	22,808	23,638

QUALITY

	Quantity	Base Number	Contract	AT	Region	England
% of FP17s for the same patient ID Re-attending within 3 months - Children	189	3,394	5.6%	9.5%	11.5%	11.8%
% of FP17s for the same patient ID Re-attending within 3 months - Adults	1,238	10,460	11.8%	14.2%	15.2%	15.7%
% of FP17s for the same patient ID Re-attending between 3 & 9 months - Children	2,077	3,394	61.2%	61.5%	60.2%	58.9%
% of FP17s for the same patient ID Re-attending between 3 & 9 months - Adults	5,919	10,460	56.6%	52.5%	51.8%	50.8%
% of FP17s for Band 1 Urgent Courses	653	14,046	4.6%	7.9%	8.1%	9.1%
% of FP17s Relating to Free Repair or Replacements	95	14,046	0.7%	0.8%	0.8%	0.8%
% of FP17s Relating to Continuations	101	14,046	0.7%	0.9%	0.9%	0.9%
% of Patients satisfied with the dentistry they have received	3	3	N/A	91.8%	92.7%	92.5%
% of Patients satisfied with the time they had to wait for an appointment	3	3	N/A	86.1%	87.4%	87.0%

* This is based on patients treated on this contract for their most recent course of treatment.

Figures in italics indicate the base number of FP17s or Patient Questionnaire responses are less than 100. N/A is shown where the base number of responses is less than 10 during the period. % is calculated as Quantity/Base number*100

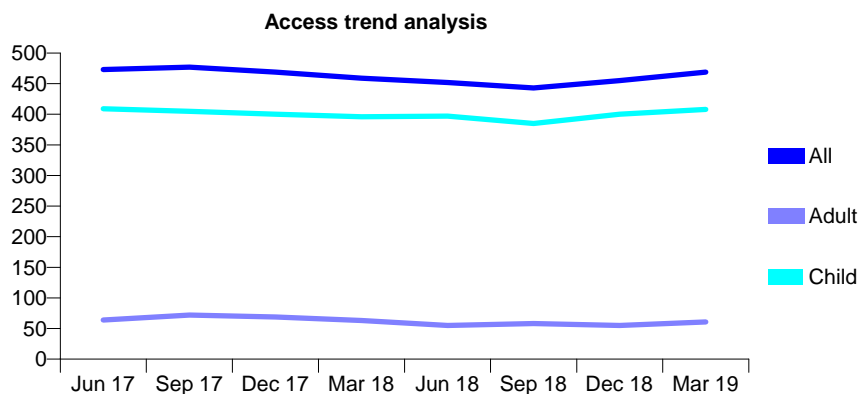
Q59 - Vital Signs At a Glance Contract Report for 324647/0001 - Year end March 2019

Name or company name	Mr H Sehmi & Mrs Y Sehmi
Contract type name	GDS Contract
Purpose of contract	General
Contract start date	01/04/2006
Contract end date	

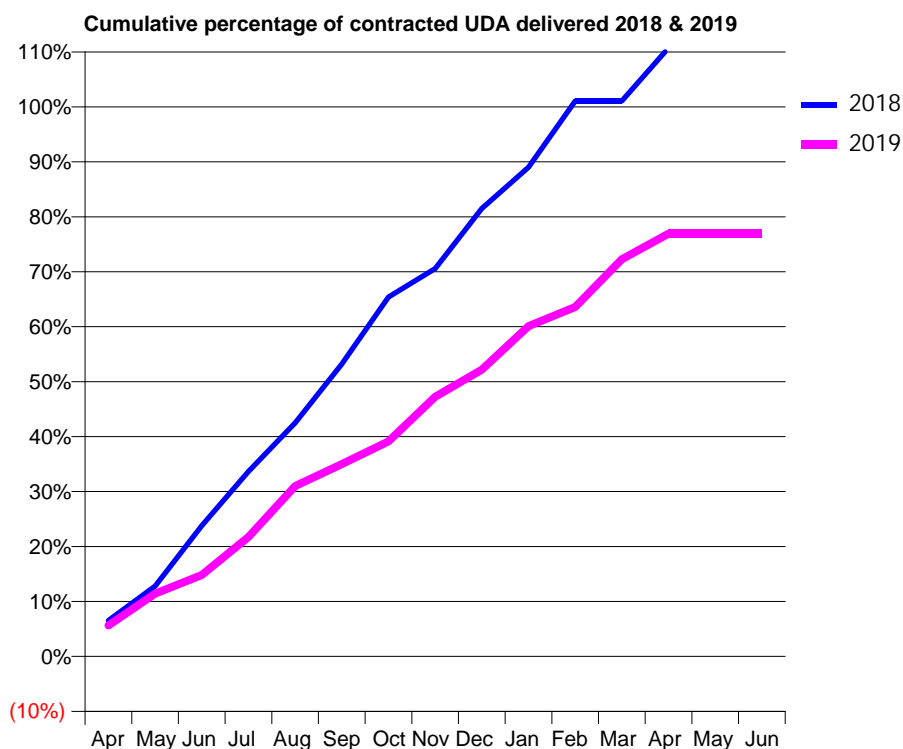
18/19 Contracted general activity (UDA)	1,329
Carry forward general activity (UDA)	-27
18/19 Contracted orthodontic activity (UOA)	0
Carry forward orthodontic activity (UOA)	0
Baseline contract value	£29,515.25

ACCESS*

Patients seen in 24 months	Total	Change since previous quarter
Quarter ending March 2018	459	
Quarter ending June 2018	452	↓
Quarter ending September 2018	443	↓
Quarter ending December 2018	455	↑
Quarter ending March 2019	469	↑
Variance since March 2018	2.2%	↑



ACTIVITY



Month	Adjusted Scheduled Activity (UDA)	
	2018	2019
April	87	75
May	170	152
June	316	197
July	447	289
August	565	412
September	707	465
October	869	520
November	938	628
December	1,083	693
January	1,183	799
February	1,343	845
March	1,343	960
April	1,471	1,022
May	1,471	1,022
June	1,471	1,022

QUALITY

	Quantity	Base Number	Contract	AT	Region	England
% of FP17s for the same patient ID Re-attending within 3 months - Children	141	855	16.5%	9.5%	11.5%	11.8%
% of FP17s for the same patient ID Re-attending within 3 months - Adults	0	2	0.0%	14.2%	15.2%	15.7%
% of FP17s for the same patient ID Re-attending between 3 & 9 months - Children	581	855	68.0%	61.5%	60.2%	58.9%
% of FP17s for the same patient ID Re-attending between 3 & 9 months - Adults	2	2	100.0%	52.5%	51.8%	50.8%
% of FP17s for Band 1 Urgent Courses	6	790	0.8%	7.9%	8.1%	9.1%
% of FP17s Relating to Free Repair or Replacements	1	790	0.1%	0.8%	0.8%	0.8%
% of FP17s Relating to Continuations	19	790	2.4%	0.9%	0.9%	0.9%
% of Patients satisfied with the dentistry they have received	0	0	N/A	91.8%	92.7%	92.5%
% of Patients satisfied with the time they had to wait for an appointment	0	0	N/A	86.1%	87.4%	87.0%

* This is based on patients treated on this contract for their most recent course of treatment. Figures in italics indicate the base number of FP17s or Patient Questionnaire responses are less than 100. N/A is shown where the base number of responses is less than 10 during the period. % is calculated as Quantity/Base number*100

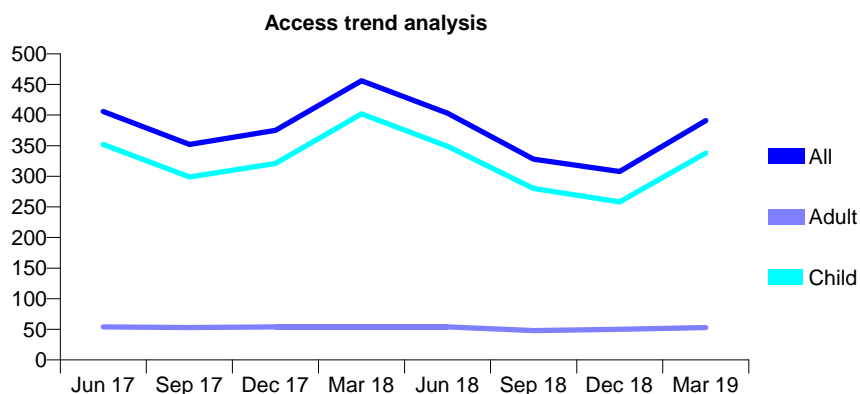
Q59 - Vital Signs At a Glance Contract Report for 326046/0001 - Year end March 2019

Name or company name	MISS PJ HAMPTON
Contract type name	GDS Contract
Purpose of contract	General
Contract start date	01/04/2006
Contract end date	

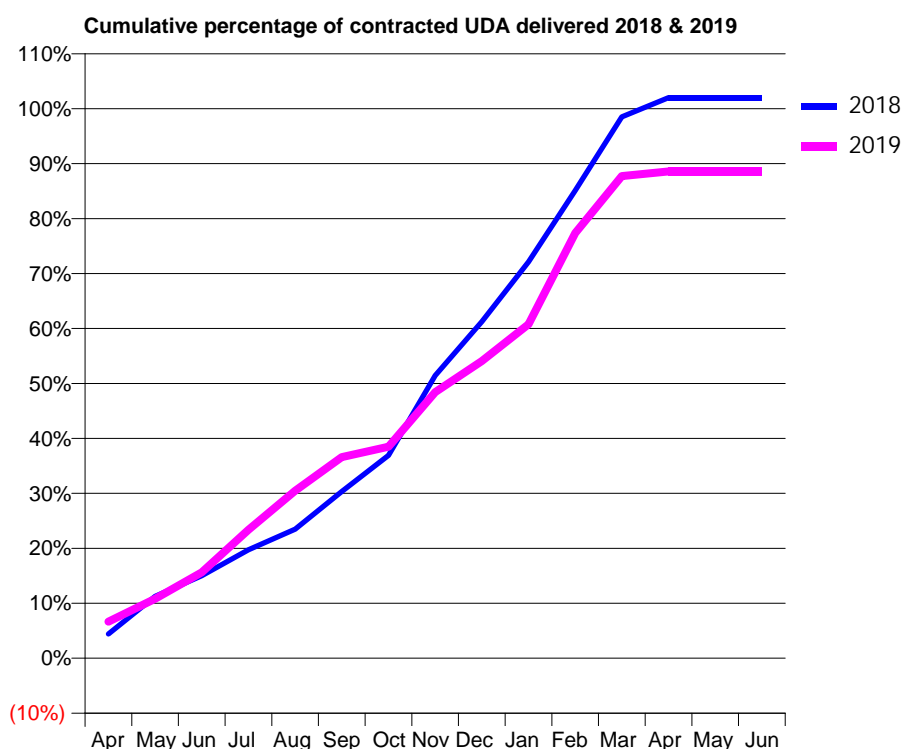
18/19 Contracted general activity (UDA)	750
Carry forward general activity (UDA)	-15
18/19 Contracted orthodontic activity (UOA)	0
Carry forward orthodontic activity (UOA)	0
Baseline contract value	£18,186.55

ACCESS*

Patients seen in 24 months	Total	Change since previous quarter
Quarter ending March 2018	456	
Quarter ending June 2018	403	↓
Quarter ending September 2018	328	↓
Quarter ending December 2018	308	↓
Quarter ending March 2019	391	↑
Variance since March 2018	(14.3%)	↓



ACTIVITY



Month	Adjusted Scheduled Activity (UDA)	
	2018	2019
April	33	50
May	85	81
June	113	117
July	148	175
August	176	229
September	227	275
October	277	289
November	386	363
December	459	405
January	541	456
February	638	580
March	739	658
April	765	664
May	765	664
June	765	664

QUALITY

	Quantity	Base Number	Contract	AT	Region	England
% of FP17s for the same patient ID Re-attending within 3 months - Children	18	483	3.7%	9.5%	11.5%	11.8%
% of FP17s for the same patient ID Re-attending within 3 months - Adults	2	23	8.7%	14.2%	15.2%	15.7%
% of FP17s for the same patient ID Re-attending between 3 & 9 months - Children	266	483	55.1%	61.5%	60.2%	58.9%
% of FP17s for the same patient ID Re-attending between 3 & 9 months - Adults	13	23	56.5%	52.5%	51.8%	50.8%
% of FP17s for Band 1 Urgent Courses	21	497	4.2%	7.9%	8.1%	9.1%
% of FP17s Relating to Free Repair or Replacements	0	497	0.0%	0.8%	0.8%	0.8%
% of FP17s Relating to Continuations	0	497	0.0%	0.9%	0.9%	0.9%
% of Patients satisfied with the dentistry they have received	1	1	N/A	91.8%	92.7%	92.5%
% of Patients satisfied with the time they had to wait for an appointment	1	1	N/A	86.1%	87.4%	87.0%

* This is based on patients treated on this contract for their most recent course of treatment. Figures in italics indicate the base number of FP17s or Patient Questionnaire responses are less than 100. N/A is shown where the base number of responses is less than 10 during the period. % is calculated as Quantity/Base number*100

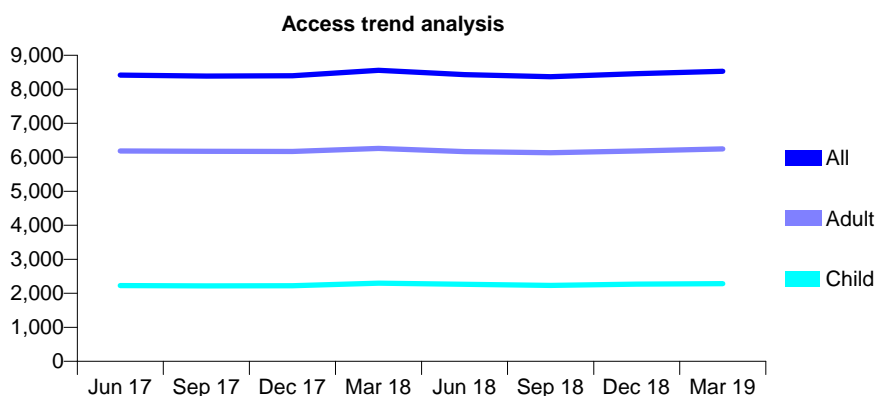
Q59 - Vital Signs At a Glance Contract Report for 332070/0001 - Year end March 2019

Name or company name	MR S VYAS
Contract type name	GDS Contract
Purpose of contract	General
Contract start date	01/04/2006
Contract end date	

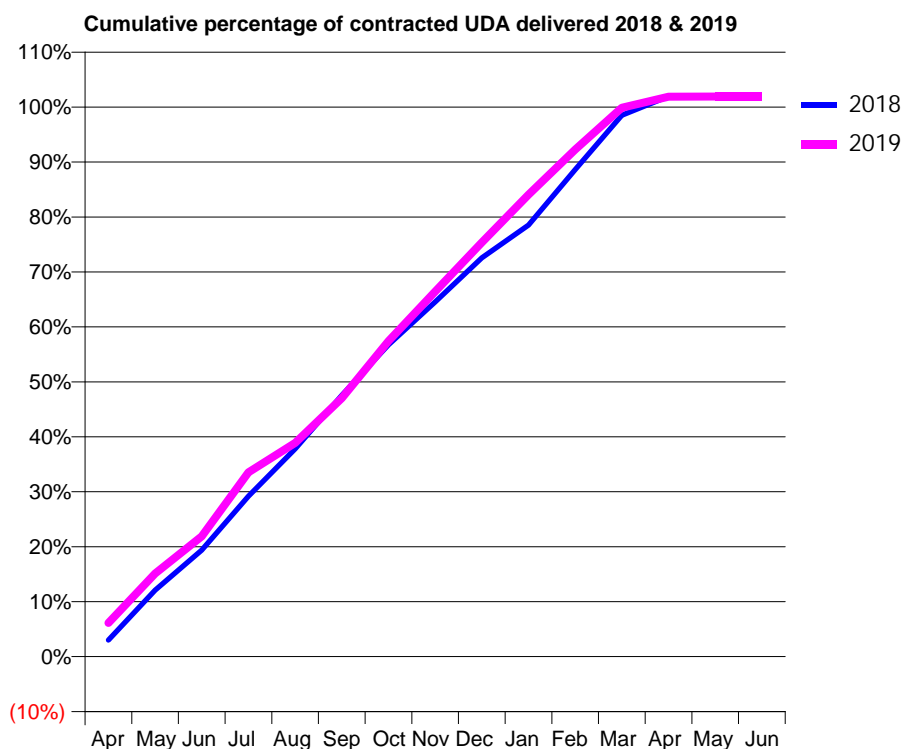
18/19 Contracted general activity (UDA)	19,509
Carry forward general activity (UDA)	-378
18/19 Contracted orthodontic activity (UOA)	0
Carry forward orthodontic activity (UOA)	0
Baseline contract value	£543,880.09

ACCESS*

Patients seen in 24 months	Total	Change since previous quarter
Quarter ending March 2018	8,560	
Quarter ending June 2018	8,428	↓
Quarter ending September 2018	8,369	→
Quarter ending December 2018	8,458	→
Quarter ending March 2019	8,531	→
Variance since March 2018	(0.3%)	→



ACTIVITY



Month	Adjusted Scheduled Activity (UDA)	
	2018	2019
April	588	1,195
May	2,359	2,951
June	3,778	4,271
July	5,696	6,544
August	7,377	7,587
September	9,276	9,170
October	11,073	11,197
November	12,590	12,960
December	14,157	14,702
January	15,319	16,403
February	17,292	18,001
March	19,221	19,484
April	19,887	19,878
May	19,887	19,880
June	19,887	19,881

QUALITY

	Quantity	Base Number	Contract	AT	Region	England
% of FP17s for the same patient ID Re-attending within 3 months - Children	140	3,497	4.0%	9.5%	11.5%	11.8%
% of FP17s for the same patient ID Re-attending within 3 months - Adults	426	6,471	6.6%	14.2%	15.2%	15.7%
% of FP17s for the same patient ID Re-attending between 3 & 9 months - Children	2,404	3,497	68.7%	61.5%	60.2%	58.9%
% of FP17s for the same patient ID Re-attending between 3 & 9 months - Adults	2,089	6,471	32.3%	52.5%	51.8%	50.8%
% of FP17s for Band 1 Urgent Courses	388	9,826	3.9%	7.9%	8.1%	9.1%
% of FP17s Relating to Free Repair or Replacements	40	9,826	0.4%	0.8%	0.8%	0.8%
% of FP17s Relating to Continuations	54	9,826	0.5%	0.9%	0.9%	0.9%
% of Patients satisfied with the dentistry they have received	2	3	N/A	91.8%	92.7%	92.5%
% of Patients satisfied with the time they had to wait for an appointment	1	3	N/A	86.1%	87.4%	87.0%

* This is based on patients treated on this contract for their most recent course of treatment. Figures in italics indicate the base number of FP17s or Patient Questionnaire responses are less than 100. N/A is shown where the base number of responses is less than 10 during the period. % is calculated as Quantity/Base number*100

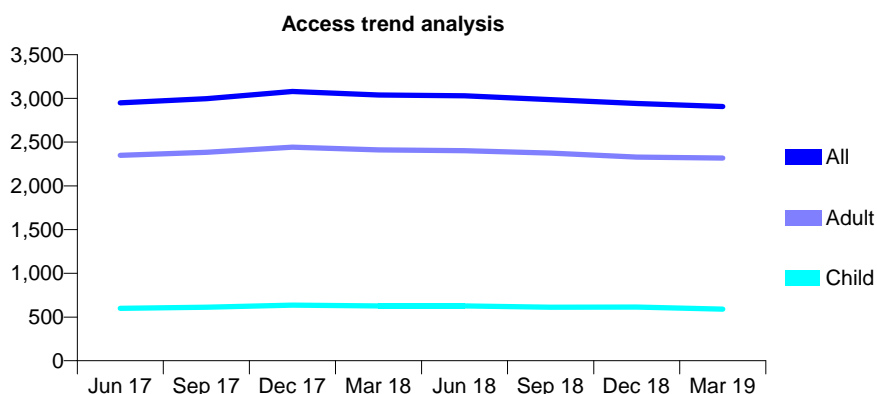
Q59 - Vital Signs At a Glance Contract Report for 335134/0001 - Year end March 2019

Name or company name	MR PJ PATEL
Contract type name	GDS Contract
Purpose of contract	General
Contract start date	01/04/2006
Contract end date	

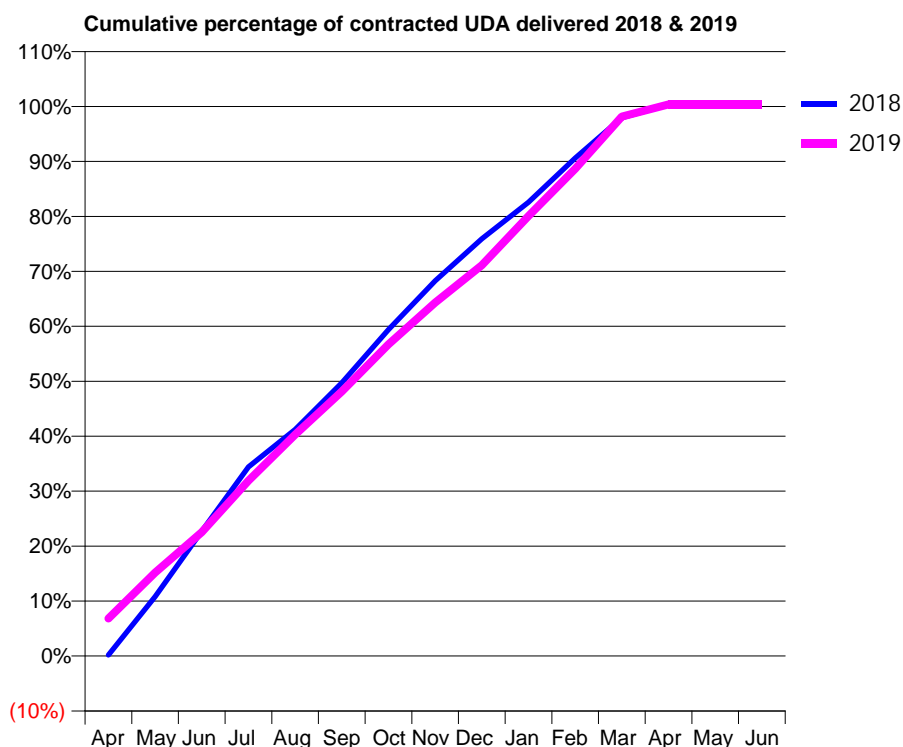
18/19 Contracted general activity (UDA)	11,623
Carry forward general activity (UDA)	-37
18/19 Contracted orthodontic activity (UOA)	0
Carry forward orthodontic activity (UOA)	0
Baseline contract value	£339,259.88

ACCESS*

Patients seen in 24 months	Total	Change since previous quarter
Quarter ending March 2018	3,039	
Quarter ending June 2018	3,030	→
Quarter ending September 2018	2,986	↓
Quarter ending December 2018	2,942	↓
Quarter ending March 2019	2,907	↓
Variance since March 2018	(4.3%)	↓



ACTIVITY



Month	Adjusted Scheduled Activity (UDA)	
	2018	2019
April	25	795
May	1,255	1,768
June	2,638	2,620
July	3,999	3,707
August	4,790	4,683
September	5,779	5,594
October	6,903	6,594
November	7,937	7,475
December	8,820	8,266
January	9,598	9,305
February	10,534	10,304
March	11,386	11,408
April	11,661	11,666
May	11,660	11,665
June	11,660	11,665

QUALITY

	Quantity	Base Number	Contract	AT	Region	England
% of FP17s for the same patient ID Re-attending within 3 months - Children	45	1,122	4.0%	9.5%	11.5%	11.8%
% of FP17s for the same patient ID Re-attending within 3 months - Adults	401	4,730	8.5%	14.2%	15.2%	15.7%
% of FP17s for the same patient ID Re-attending between 3 & 9 months - Children	908	1,122	80.9%	61.5%	60.2%	58.9%
% of FP17s for the same patient ID Re-attending between 3 & 9 months - Adults	3,877	4,730	82.0%	52.5%	51.8%	50.8%
% of FP17s for Band 1 Urgent Courses	194	5,831	3.3%	7.9%	8.1%	9.1%
% of FP17s Relating to Free Repair or Replacements	31	5,831	0.5%	0.8%	0.8%	0.8%
% of FP17s Relating to Continuations	48	5,831	0.8%	0.9%	0.9%	0.9%
% of Patients satisfied with the dentistry they have received	0	0	N/A	91.8%	92.7%	92.5%
% of Patients satisfied with the time they had to wait for an appointment	0	0	N/A	86.1%	87.4%	87.0%

* This is based on patients treated on this contract for their most recent course of treatment. Figures in italics indicate the base number of FP17s or Patient Questionnaire responses are less than 100. N/A is shown where the base number of responses is less than 10 during the period. % is calculated as Quantity/Base number*100

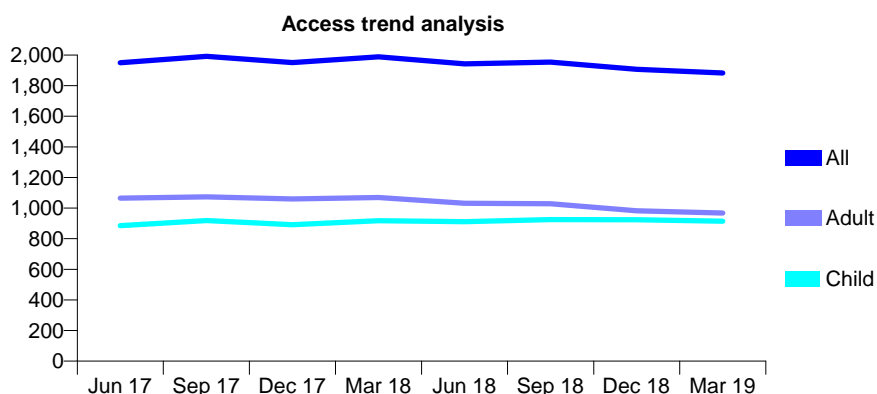
Q59 - Vital Signs At a Glance Contract Report for 342645/0001 - Year end March 2019

Name or company name	MR AM HATHIARI
Contract type name	GDS Contract
Purpose of contract	General
Contract start date	04/02/2011
Contract end date	

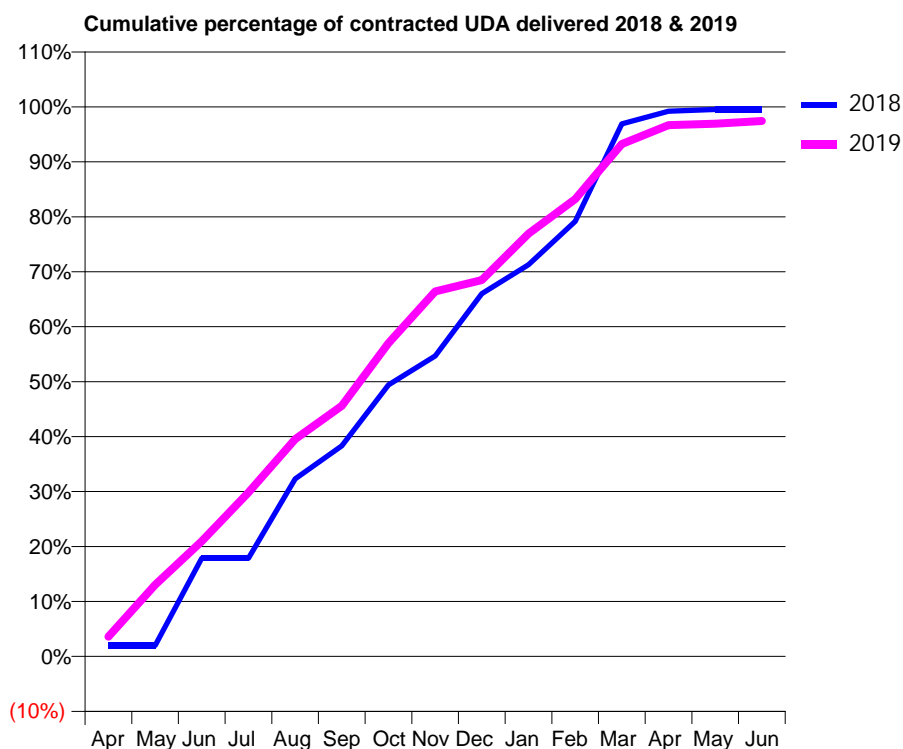
18/19 Contracted general activity (UDA)	4,311
Carry forward general activity (UDA)	21
18/19 Contracted orthodontic activity (UOA)	0
Carry forward orthodontic activity (UOA)	0
Baseline contract value	£98,062.47

ACCESS*

Patients seen in 24 months	Total	Change since previous quarter
Quarter ending March 2018	1,988	
Quarter ending June 2018	1,942	↓
Quarter ending September 2018	1,954	→
Quarter ending December 2018	1,907	↓
Quarter ending March 2019	1,883	↓
Variance since March 2018	(5.3%)	↓



ACTIVITY



Month	Adjusted Scheduled Activity (UDA)	
	2018	2019
April	86	155
May	86	562
June	771	903
July	771	1,287
August	1,393	1,705
September	1,651	1,965
October	2,130	2,458
November	2,358	2,863
December	2,845	2,953
January	3,073	3,317
February	3,413	3,587
March	4,177	4,020
April	4,276	4,167
May	4,290	4,179
June	4,290	4,200

QUALITY

	Quantity	Base Number	Contract	AT	Region	England
% of FP17s for the same patient ID Re-attending within 3 months - Children	38	1,040	3.7%	9.5%	11.5%	11.8%
% of FP17s for the same patient ID Re-attending within 3 months - Adults	134	985	13.6%	14.2%	15.2%	15.7%
% of FP17s for the same patient ID Re-attending between 3 & 9 months - Children	479	1,040	46.1%	61.5%	60.2%	58.9%
% of FP17s for the same patient ID Re-attending between 3 & 9 months - Adults	375	985	38.1%	52.5%	51.8%	50.8%
% of FP17s for Band 1 Urgent Courses	80	2,047	3.9%	7.9%	8.1%	9.1%
% of FP17s Relating to Free Repair or Replacements	2	2,047	0.1%	0.8%	0.8%	0.8%
% of FP17s Relating to Continuations	1	2,047	0.0%	0.9%	0.9%	0.9%
% of Patients satisfied with the dentistry they have received	0	1	N/A	91.8%	92.7%	92.5%
% of Patients satisfied with the time they had to wait for an appointment	1	1	N/A	86.1%	87.4%	87.0%

* This is based on patients treated on this contract for their most recent course of treatment. Figures in italics indicate the base number of FP17s or Patient Questionnaire responses are less than 100. N/A is shown where the base number of responses is less than 10 during the period. % is calculated as Quantity/Base number*100

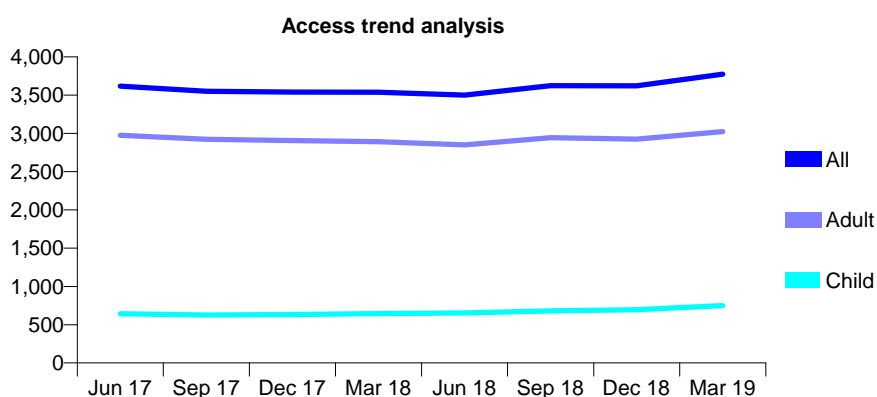
Q59 - Vital Signs At a Glance Contract Report for 363669/0003 - Year end March 2019

Name or company name	MR TG OYEDELE
Contract type name	GDS Contract
Purpose of contract	General
Contract start date	01/02/2012
Contract end date	

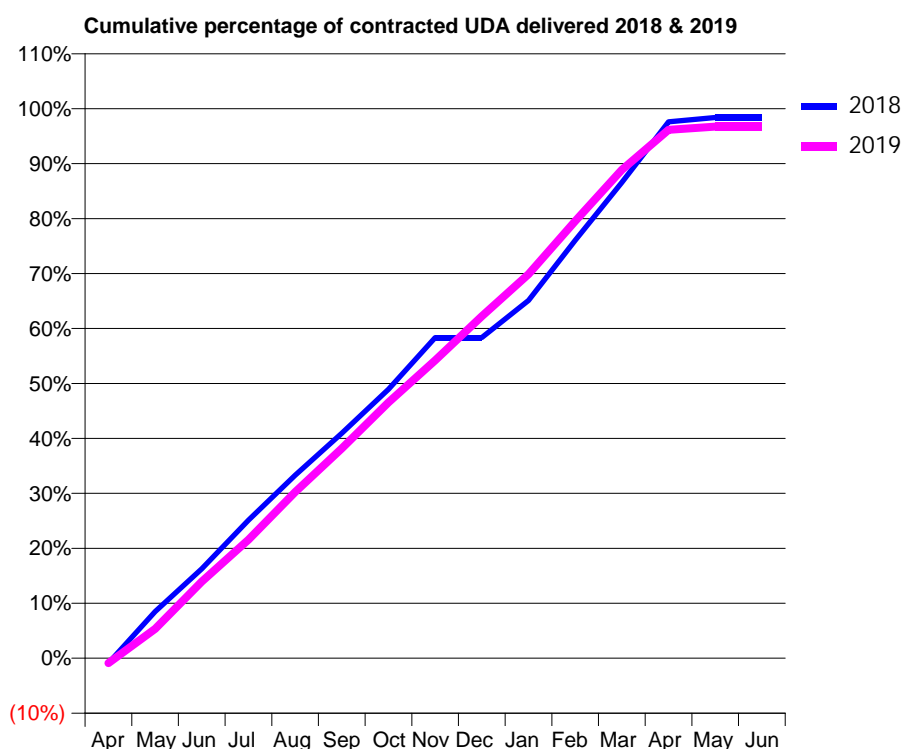
18/19 Contracted general activity (UDA)	11,888
Carry forward general activity (UDA)	167
18/19 Contracted orthodontic activity (UOA)	0
Carry forward orthodontic activity (UOA)	0
Baseline contract value	£270,087.04

ACCESS*

Patients seen in 24 months	Total	Change since previous quarter
Quarter ending March 2018	3,538	
Quarter ending June 2018	3,501	↓
Quarter ending September 2018	3,624	↑
Quarter ending December 2018	3,621	→
Quarter ending March 2019	3,774	↑
Variance since March 2018	6.7%	↑



ACTIVITY



Month	2018	2019
April	-95	-108
May	884	635
June	1,690	1,656
July	2,611	2,564
August	3,460	3,595
September	4,253	4,536
October	5,082	5,535
November	6,061	6,442
December	6,061	7,399
January	6,761	8,307
February	7,899	9,459
March	8,994	10,563
April	10,137	11,429
May	10,221	11,499
June	10,221	11,499

QUALITY

	Quantity	Base Number	Contract	AT	Region	England
% of FP17s for the same patient ID Re-attending within 3 months - Children	50	1,049	4.8%	9.5%	11.5%	11.8%
% of FP17s for the same patient ID Re-attending within 3 months - Adults	311	4,447	7.0%	14.2%	15.2%	15.7%
% of FP17s for the same patient ID Re-attending between 3 & 9 months - Children	577	1,049	55.0%	61.5%	60.2%	58.9%
% of FP17s for the same patient ID Re-attending between 3 & 9 months - Adults	2,951	4,447	66.4%	52.5%	51.8%	50.8%
% of FP17s for Band 1 Urgent Courses	251	5,374	4.7%	7.9%	8.1%	9.1%
% of FP17s Relating to Free Repair or Replacements	31	5,374	0.6%	0.8%	0.8%	0.8%
% of FP17s Relating to Continuations	18	5,374	0.3%	0.9%	0.9%	0.9%
% of Patients satisfied with the dentistry they have received	2	2	N/A	91.8%	92.7%	92.5%
% of Patients satisfied with the time they had to wait for an appointment	2	2	N/A	86.1%	87.4%	87.0%

* This is based on patients treated on this contract for their most recent course of treatment.

Figures in italics indicate the base number of FP17s or Patient Questionnaire responses are less than 100. N/A is shown where the base number of responses is less than 10 during the period. % is calculated as Quantity/Base number*100

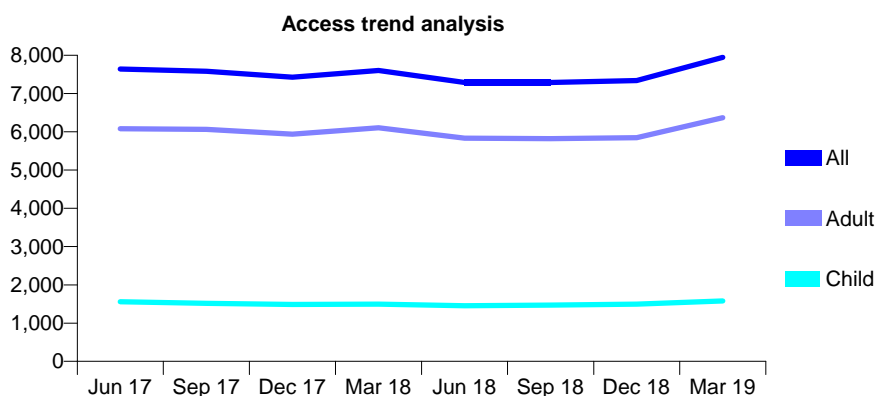
Q59 - Vital Signs At a Glance Contract Report for 363669/0004 - Year end March 2019

Name or company name	Mr R Khan
Contract type name	GDS Contract
Purpose of contract	General
Contract start date	01/04/2013
Contract end date	

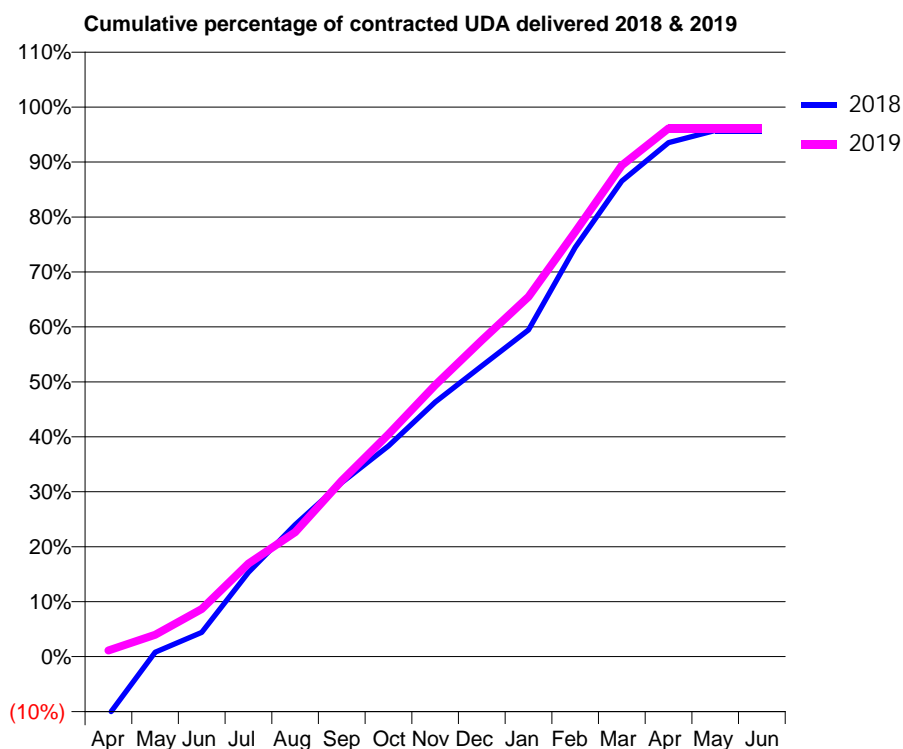
18/19 Contracted general activity (UDA)	24,000
Carry forward general activity (UDA)	0
18/19 Contracted orthodontic activity (UOA)	0
Carry forward orthodontic activity (UOA)	0
Baseline contract value	£654,683.73

ACCESS*

Patients seen in 24 months	Total	Change since previous quarter
Quarter ending March 2018	7,601	
Quarter ending June 2018	7,287	↓
Quarter ending September 2018	7,290	→
Quarter ending December 2018	7,338	→
Quarter ending March 2019	7,946	↑
Variance since March 2018	4.5%	↑



ACTIVITY



Month	Adjusted Scheduled Activity (UDA)	
	2018	2019
April	-2,311	269
May	177	953
June	959	2,083
July	3,325	4,067
August	5,201	5,436
September	6,859	7,687
October	8,300	9,713
November	10,027	11,861
December	11,449	13,813
January	12,875	15,717
February	16,127	18,550
March	18,739	21,454
April	20,251	23,064
May	20,730	23,064
June	20,730	23,064

QUALITY

	Quantity	Base Number	Contract	AT	Region	England
% of FP17s for the same patient ID Re-attending within 3 months - Children	176	1,763	10.0%	9.5%	11.5%	11.8%
% of FP17s for the same patient ID Re-attending within 3 months - Adults	1,024	6,704	15.3%	14.2%	15.2%	15.7%
% of FP17s for the same patient ID Re-attending between 3 & 9 months - Children	665	1,763	37.7%	61.5%	60.2%	58.9%
% of FP17s for the same patient ID Re-attending between 3 & 9 months - Adults	2,162	6,704	32.2%	52.5%	51.8%	50.8%
% of FP17s for Band 1 Urgent Courses	1,910	8,184	23.3%	7.9%	8.1%	9.1%
% of FP17s Relating to Free Repair or Replacements	1	8,184	0.0%	0.8%	0.8%	0.8%
% of FP17s Relating to Continuations	83	8,184	1.0%	0.9%	0.9%	0.9%
% of Patients satisfied with the dentistry they have received	10	11	90.9%	91.8%	92.7%	92.5%
% of Patients satisfied with the time they had to wait for an appointment	7	11	63.6%	86.1%	87.4%	87.0%

* This is based on patients treated on this contract for their most recent course of treatment. Figures in italics indicate the base number of FP17s or Patient Questionnaire responses are less than 100. N/A is shown where the base number of responses is less than 10 during the period. % is calculated as Quantity/Base number*100

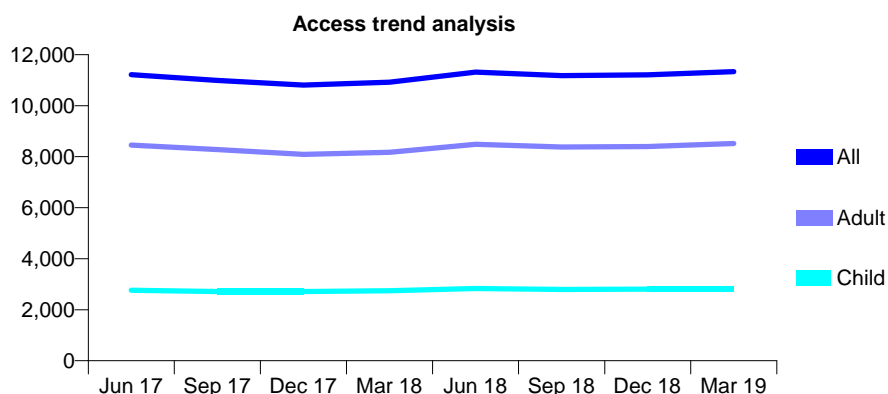
Q59 - Vital Signs At a Glance Contract Report for 366358/0001 - Year end March 2019

Name or company name	MR A BHATT
Contract type name	GDS Contract
Purpose of contract	General
Contract start date	01/10/2010
Contract end date	

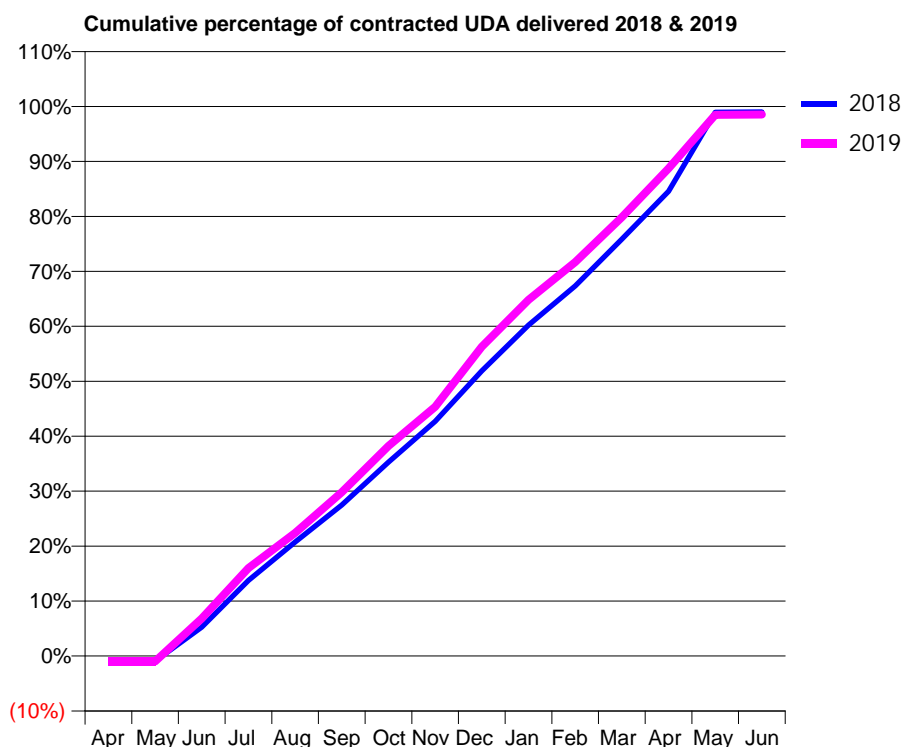
18/19 Contracted general activity (UDA)	24,900
Carry forward general activity (UDA)	250
18/19 Contracted orthodontic activity (UOA)	0
Carry forward orthodontic activity (UOA)	0
Baseline contract value	£545,465.99

ACCESS*

Patients seen in 24 months	Total	Change since previous quarter
Quarter ending March 2018	10,918	
Quarter ending June 2018	11,318	↑
Quarter ending September 2018	11,174	↓
Quarter ending December 2018	11,206	→
Quarter ending March 2019	11,334	→
Variance since March 2018	3.8%	↑



ACTIVITY



Month	Adjusted Scheduled Activity (UDA)	
	2018	2019
April	-234	-250
May	-233	-250
June	1,310	1,700
July	3,427	3,985
August	5,171	5,580
September	6,843	7,426
October	8,783	9,518
November	10,632	11,299
December	12,924	14,013
January	14,992	16,134
February	16,771	17,849
March	18,889	19,874
April	21,057	22,095
May	24,637	24,526
June	24,650	24,535

QUALITY

	Quantity	Base Number	Contract	AT	Region	England
% of FP17s for the same patient ID Re-attending within 3 months - Children	200	4,271	4.7%	9.5%	11.5%	11.8%
% of FP17s for the same patient ID Re-attending within 3 months - Adults	1,034	12,210	8.5%	14.2%	15.2%	15.7%
% of FP17s for the same patient ID Re-attending between 3 & 9 months - Children	2,777	4,271	65.0%	61.5%	60.2%	58.9%
% of FP17s for the same patient ID Re-attending between 3 & 9 months - Adults	7,556	12,210	61.9%	52.5%	51.8%	50.8%
% of FP17s for Band 1 Urgent Courses	620	15,003	4.1%	7.9%	8.1%	9.1%
% of FP17s Relating to Free Repair or Replacements	126	15,003	0.8%	0.8%	0.8%	0.8%
% of FP17s Relating to Continuations	84	15,003	0.6%	0.9%	0.9%	0.9%
% of Patients satisfied with the dentistry they have received	2	3	N/A	91.8%	92.7%	92.5%
% of Patients satisfied with the time they had to wait for an appointment	2	3	N/A	86.1%	87.4%	87.0%

* This is based on patients treated on this contract for their most recent course of treatment. Figures in italics indicate the base number of FP17s or Patient Questionnaire responses are less than 100. N/A is shown where the base number of responses is less than 10 during the period. % is calculated as Quantity/Base number*100

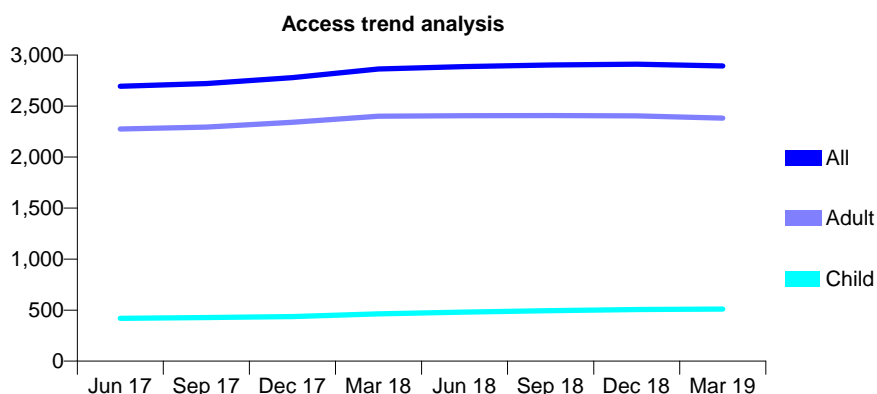
Q59 - Vital Signs At a Glance Contract Report for 367109/0004 - Year end March 2019

Name or company name	MR R CARLISLE-GOTT
Contract type name	GDS Contract
Purpose of contract	General
Contract start date	05/06/2013
Contract end date	

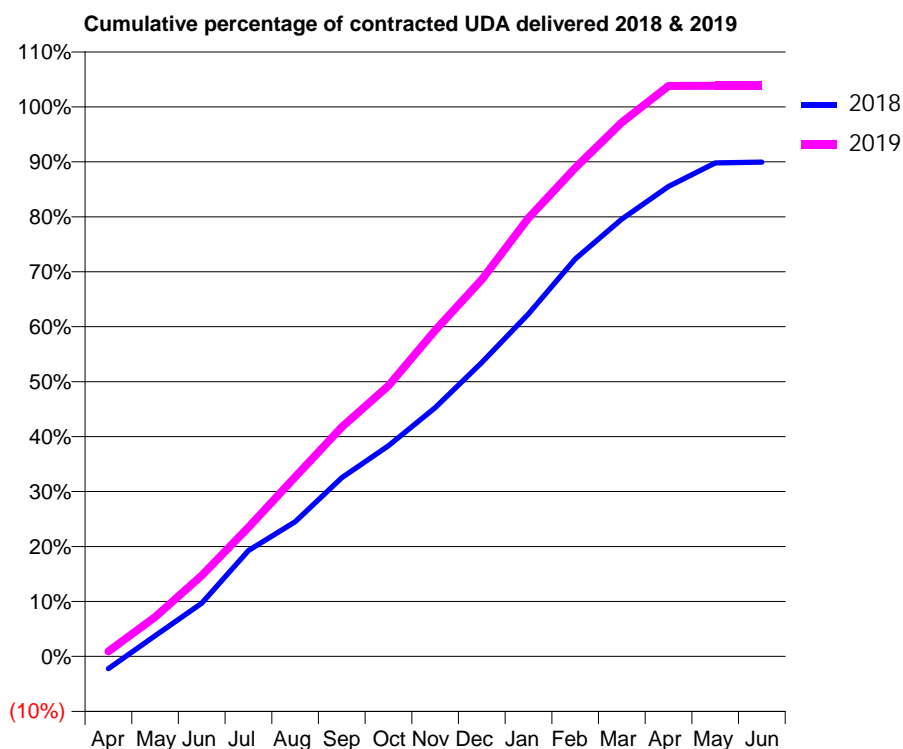
18/19 Contracted general activity (UDA)	8,000
Carry forward general activity (UDA)	0
18/19 Contracted orthodontic activity (UOA)	0
Carry forward orthodontic activity (UOA)	0
Baseline contract value	£181,335.14

ACCESS*

Patients seen in 24 months	Total	Change since previous quarter
Quarter ending March 2018	2,864	
Quarter ending June 2018	2,887	→
Quarter ending September 2018	2,902	→
Quarter ending December 2018	2,911	→
Quarter ending March 2019	2,894	→
Variance since March 2018	1.0%	→



ACTIVITY



Month	Adjusted Scheduled Activity (UDA)	
	2018	2019
April	-199	73
May	333	575
June	856	1,178
July	1,701	1,880
August	2,166	2,614
September	2,870	3,339
October	3,383	3,940
November	3,996	4,748
December	4,720	5,485
January	5,503	6,382
February	6,385	7,111
March	7,025	7,772
April	7,551	8,304
May	7,928	8,305
June	7,940	8,305

QUALITY

	Quantity	Base Number	Contract	AT	Region	England
% of FP17s for the same patient ID Re-attending within 3 months - Children	36	685	5.3%	9.5%	11.5%	11.8%
% of FP17s for the same patient ID Re-attending within 3 months - Adults	453	3,174	14.3%	14.2%	15.2%	15.7%
% of FP17s for the same patient ID Re-attending between 3 & 9 months - Children	316	685	46.1%	61.5%	60.2%	58.9%
% of FP17s for the same patient ID Re-attending between 3 & 9 months - Adults	1,501	3,174	47.3%	52.5%	51.8%	50.8%
% of FP17s for Band 1 Urgent Courses	134	3,726	3.6%	7.9%	8.1%	9.1%
% of FP17s Relating to Free Repair or Replacements	76	3,726	2.0%	0.8%	0.8%	0.8%
% of FP17s Relating to Continuations	61	3,726	1.6%	0.9%	0.9%	0.9%
% of Patients satisfied with the dentistry they have received	2	2	N/A	91.8%	92.7%	92.5%
% of Patients satisfied with the time they had to wait for an appointment	2	2	N/A	86.1%	87.4%	87.0%

* This is based on patients treated on this contract for their most recent course of treatment. Figures in italics indicate the base number of FP17s or Patient Questionnaire responses are less than 100. N/A is shown where the base number of responses is less than 10 during the period. % is calculated as Quantity/Base number*100

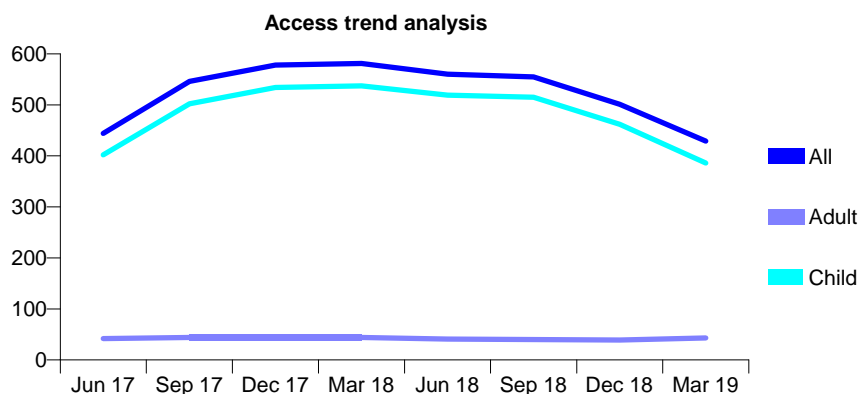
Q59 - Vital Signs At a Glance Contract Report for 563838/0002 - Year end March 2019

Name or company name	Mr P R Mapanda & Ms T J Ramsavas
Contract type name	GDS Contract
Purpose of contract	General
Contract start date	06/02/2012
Contract end date	30/09/2018

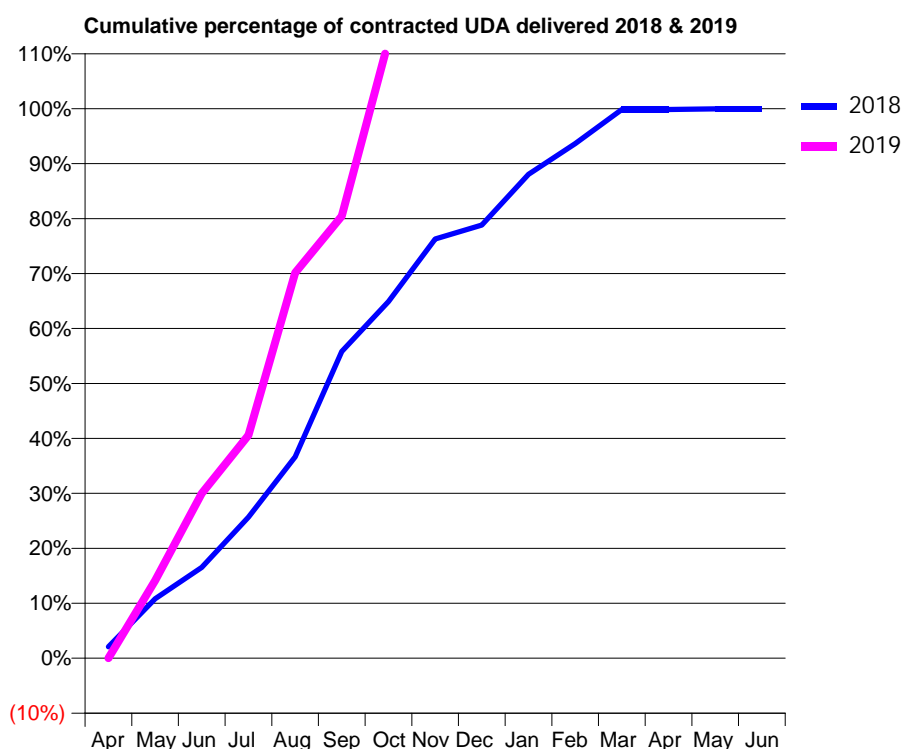
18/19 Contracted general activity (UDA)	475
Carry forward general activity (UDA)	0
18/19 Contracted orthodontic activity (UOA)	0
Carry forward orthodontic activity (UOA)	0
Baseline contract value	£11,117.16

ACCESS*

Patients seen in 24 months	Total	Change since previous quarter
Quarter ending March 2018	581	
Quarter ending June 2018	560	↓
Quarter ending September 2018	555	→
Quarter ending December 2018	501	↓
Quarter ending March 2019	429	↓
Variance since March 2018	(26.2%)	↓



ACTIVITY



Month	Adjusted Scheduled Activity (UDA)	
	2018	2019
April	20	0
May	103	67
June	157	142
July	244	193
August	348	333
September	530	382
October	617	533
November	725	533
December	749	533
January	836	533
February	890	533
March	949	533
April	949	533
May	950	533
June	950	533

QUALITY

	Quantity	Base Number	Contract	AT	Region	England
% of FP17s for the same patient ID Re-attending within 3 months - Children	16	339	4.7%	9.5%	11.5%	11.8%
% of FP17s for the same patient ID Re-attending within 3 months - Adults	0	8	0.0%	14.2%	15.2%	15.7%
% of FP17s for the same patient ID Re-attending between 3 & 9 months - Children	152	339	44.8%	61.5%	60.2%	58.9%
% of FP17s for the same patient ID Re-attending between 3 & 9 months - Adults	2	8	25.0%	52.5%	51.8%	50.8%
% of FP17s for Band 1 Urgent Courses	6	343	1.7%	7.9%	8.1%	9.1%
% of FP17s Relating to Free Repair or Replacements	0	343	0.0%	0.8%	0.8%	0.8%
% of FP17s Relating to Continuations	4	343	1.2%	0.9%	0.9%	0.9%
% of Patients satisfied with the dentistry they have received	0	0	N/A	91.8%	92.7%	92.5%
% of Patients satisfied with the time they had to wait for an appointment	0	0	N/A	86.1%	87.4%	87.0%

* This is based on patients treated on this contract for their most recent course of treatment.

Figures in italics indicate the base number of FP17s or Patient Questionnaire responses are less than 100. N/A is shown where the base number of responses is less than 10 during the period. % is calculated as Quantity/Base number*100

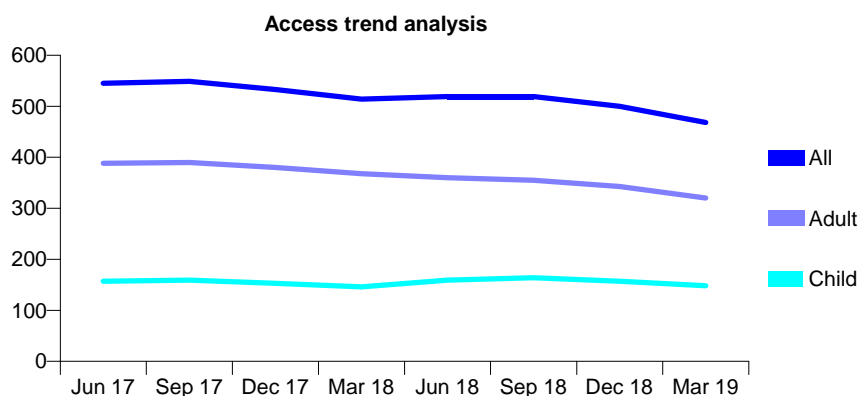
Q59 - Vital Signs At a Glance Contract Report for 566039/0004 - Year end March 2019

Name or company name	MS AR LOCKYER
Contract type name	GDS Contract
Purpose of contract	General
Contract start date	01/04/2006
Contract end date	

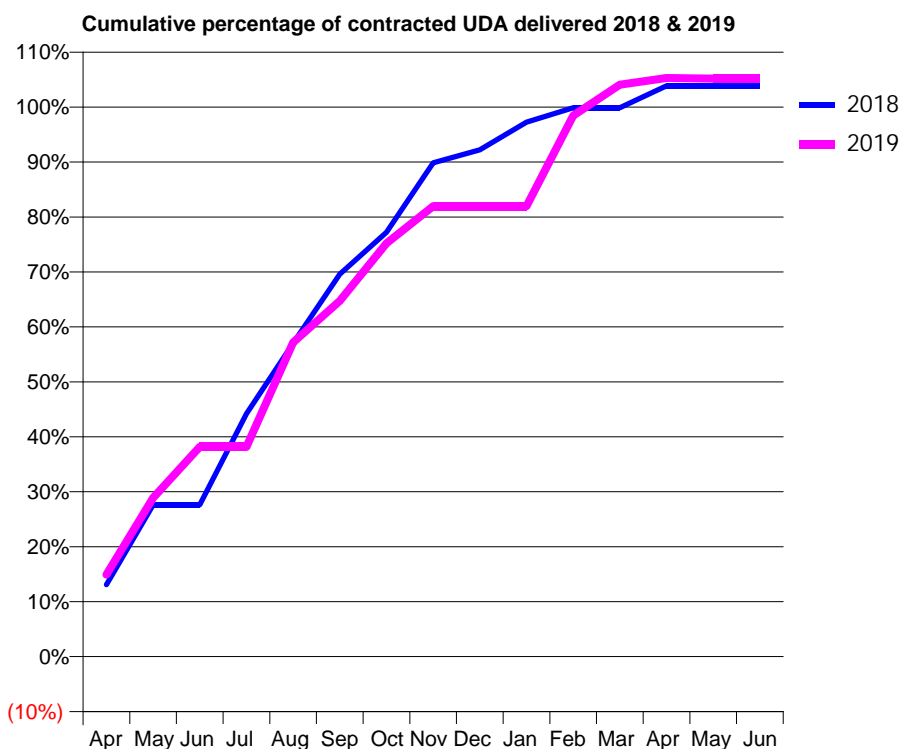
18/19 Contracted general activity (UDA)	1,076
Carry forward general activity (UDA)	-22
18/19 Contracted orthodontic activity (UOA)	0
Carry forward orthodontic activity (UOA)	0
Baseline contract value	£26,772.36

ACCESS*

Patients seen in 24 months	Total	Change since previous quarter
Quarter ending March 2018	514	
Quarter ending June 2018	519	→
Quarter ending September 2018	519	→
Quarter ending December 2018	500	↓
Quarter ending March 2019	468	↓
Variance since March 2018	(8.9%)	↓



ACTIVITY



Month	Adjusted Scheduled Activity (UDA)	
	2018	2019
April	141	161
May	297	311
June	297	411
July	476	411
August	614	615
September	749	696
October	831	809
November	967	882
December	992	882
January	1,046	882
February	1,075	1,059
March	1,075	1,120
April	1,118	1,133
May	1,118	1,132
June	1,118	1,132

QUALITY

	Quantity	Base Number	Contract	AT	Region	England
% of FP17s for the same patient ID Re-attending within 3 months - Children	8	152	5.3%	9.5%	11.5%	11.8%
% of FP17s for the same patient ID Re-attending within 3 months - Adults	64	328	19.5%	14.2%	15.2%	15.7%
% of FP17s for the same patient ID Re-attending between 3 & 9 months - Children	23	152	15.1%	61.5%	60.2%	58.9%
% of FP17s for the same patient ID Re-attending between 3 & 9 months - Adults	58	328	17.7%	52.5%	51.8%	50.8%
% of FP17s for Band 1 Urgent Courses	34	472	7.2%	7.9%	8.1%	9.1%
% of FP17s Relating to Free Repair or Replacements	0	472	0.0%	0.8%	0.8%	0.8%
% of FP17s Relating to Continuations	14	472	3.0%	0.9%	0.9%	0.9%
% of Patients satisfied with the dentistry they have received	1	1	N/A	91.8%	92.7%	92.5%
% of Patients satisfied with the time they had to wait for an appointment	1	1	N/A	86.1%	87.4%	87.0%

* This is based on patients treated on this contract for their most recent course of treatment. Figures in italics indicate the base number of FP17s or Patient Questionnaire responses are less than 100. N/A is shown where the base number of responses is less than 10 during the period. % is calculated as Quantity/Base number*100

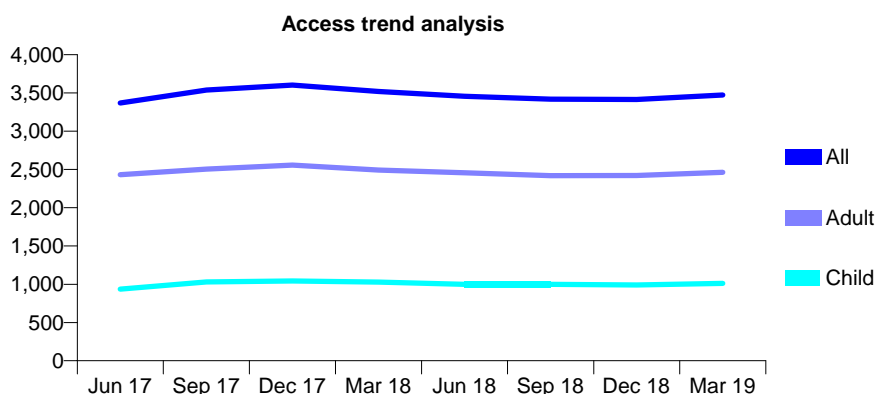
Q59 - Vital Signs At a Glance Contract Report for 570230/0002 - Year end March 2019

Name or company name	MR RM ALLEN
Contract type name	GDS Contract
Purpose of contract	General and Orthodontic
Contract start date	01/04/2006
Contract end date	

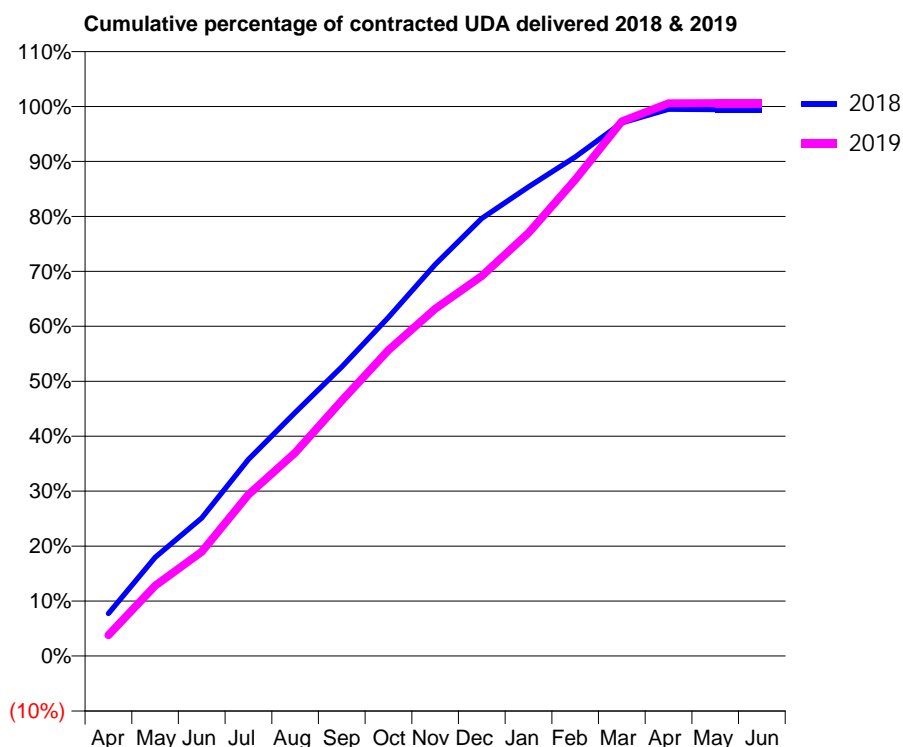
18/19 Contracted general activity (UDA)	9,599
Carry forward general activity (UDA)	50
18/19 Contracted orthodontic activity (UOA)	380
Carry forward orthodontic activity (UOA)	2
Baseline contract value	£280,805.04

ACCESS*

Patients seen in 24 months	Total	Change since previous quarter
Quarter ending March 2018	3,519	
Quarter ending June 2018	3,455	↓
Quarter ending September 2018	3,418	↓
Quarter ending December 2018	3,413	→
Quarter ending March 2019	3,473	→
Variance since March 2018	(1.3%)	↓



ACTIVITY



Month	Adjusted Scheduled Activity (UDA)	
	2018	2019
April	741	365
May	1,724	1,228
June	2,413	1,823
July	3,434	2,820
August	4,255	3,551
September	5,048	4,459
October	5,918	5,342
November	6,841	6,065
December	7,644	6,638
January	8,194	7,389
February	8,717	8,322
March	9,311	9,338
April	9,552	9,653
May	9,545	9,658
June	9,545	9,656

QUALITY

	Quantity	Base Number	Contract	AT	Region	England
% of FP17s for the same patient ID Re-attending within 3 months - Children	276	1,813	15.2%	9.5%	11.5%	11.8%
% of FP17s for the same patient ID Re-attending within 3 months - Adults	428	3,293	13.0%	14.2%	15.2%	15.7%
% of FP17s for the same patient ID Re-attending between 3 & 9 months - Children	1,178	1,813	65.0%	61.5%	60.2%	58.9%
% of FP17s for the same patient ID Re-attending between 3 & 9 months - Adults	1,528	3,293	46.4%	52.5%	51.8%	50.8%
% of FP17s for Band 1 Urgent Courses	445	5,111	8.7%	7.9%	8.1%	9.1%
% of FP17s Relating to Free Repair or Replacements	74	5,111	1.4%	0.8%	0.8%	0.8%
% of FP17s Relating to Continuations	0	5,111	0.0%	0.9%	0.9%	0.9%
% of Patients satisfied with the dentistry they have received	2	2	N/A	91.8%	92.7%	92.5%
% of Patients satisfied with the time they had to wait for an appointment	2	2	N/A	86.1%	87.4%	87.0%

* This is based on patients treated on this contract for their most recent course of treatment. Figures in italics indicate the base number of FP17s or Patient Questionnaire responses are less than 100. N/A is shown where the base number of responses is less than 10 during the period. % is calculated as Quantity/Base number*100

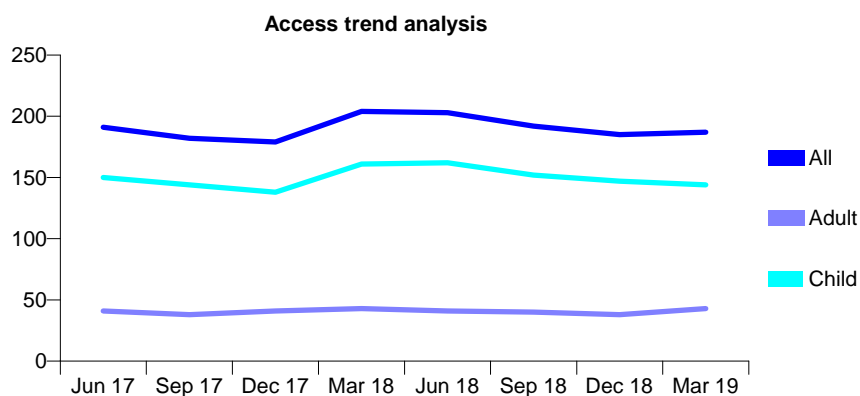
Q59 - Vital Signs At a Glance Contract Report for 572845/0001 - Year end March 2019

Name or company name	MR PH WILLIAMS
Contract type name	GDS Contract
Purpose of contract	General
Contract start date	01/04/2006
Contract end date	

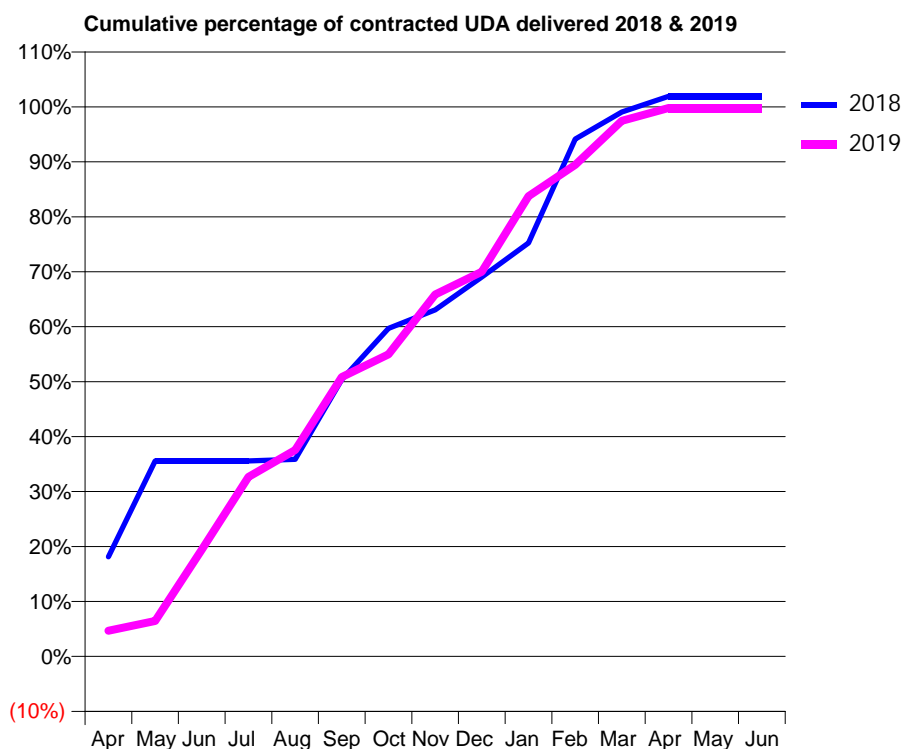
18/19 Contracted general activity (UDA)	386
Carry forward general activity (UDA)	-7
18/19 Contracted orthodontic activity (UOA)	0
Carry forward orthodontic activity (UOA)	0
Baseline contract value	£10,633.72

ACCESS*

Patients seen in 24 months	Total	Change since previous quarter
Quarter ending March 2018	204	
Quarter ending June 2018	203	→
Quarter ending September 2018	192	↓
Quarter ending December 2018	185	↓
Quarter ending March 2019	187	→
Variance since March 2018	(8.3%)	↓



ACTIVITY



Month	Adjusted Scheduled Activity (UDA)	
	2018	2019
April	70	18
May	137	25
June	137	75
July	137	126
August	138	145
September	194	196
October	230	212
November	243	254
December	266	270
January	290	323
February	363	345
March	382	376
April	393	385
May	393	385
June	393	385

QUALITY

	Quantity	Base Number	Contract	AT	Region	England
% of FP17s for the same patient ID Re-attending within 3 months - Children	7	235	3.0%	9.5%	11.5%	11.8%
% of FP17s for the same patient ID Re-attending within 3 months - Adults	12	44	27.3%	14.2%	15.2%	15.7%
% of FP17s for the same patient ID Re-attending between 3 & 9 months - Children	150	235	63.8%	61.5%	60.2%	58.9%
% of FP17s for the same patient ID Re-attending between 3 & 9 months - Adults	21	44	47.7%	52.5%	51.8%	50.8%
% of FP17s for Band 1 Urgent Courses	1	277	0.4%	7.9%	8.1%	9.1%
% of FP17s Relating to Free Repair or Replacements	0	277	0.0%	0.8%	0.8%	0.8%
% of FP17s Relating to Continuations	9	277	3.2%	0.9%	0.9%	0.9%
% of Patients satisfied with the dentistry they have received	0	0	N/A	91.8%	92.7%	92.5%
% of Patients satisfied with the time they had to wait for an appointment	0	0	N/A	86.1%	87.4%	87.0%

* This is based on patients treated on this contract for their most recent course of treatment. Figures in italics indicate the base number of FP17s or Patient Questionnaire responses are less than 100. N/A is shown where the base number of responses is less than 10 during the period. % is calculated as Quantity/Base number*100

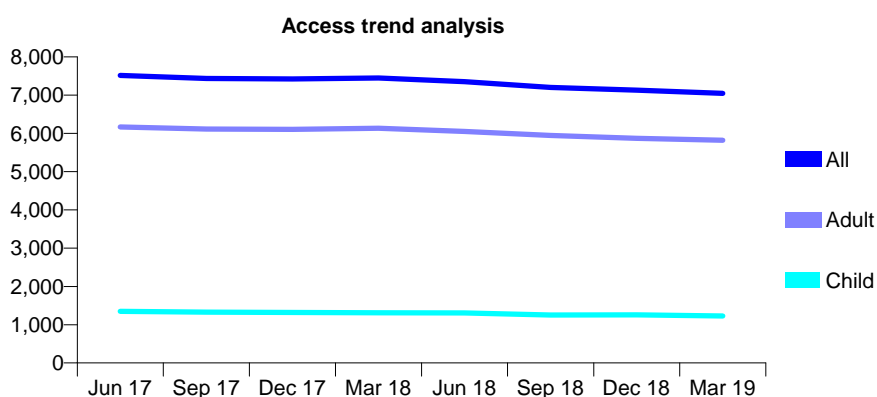
Q59 - Vital Signs At a Glance Contract Report for 573477/0001 - Year end March 2019

Name or company name	MR TW POWELL
Contract type name	GDS Contract
Purpose of contract	General and Orthodontic
Contract start date	01/04/2006
Contract end date	

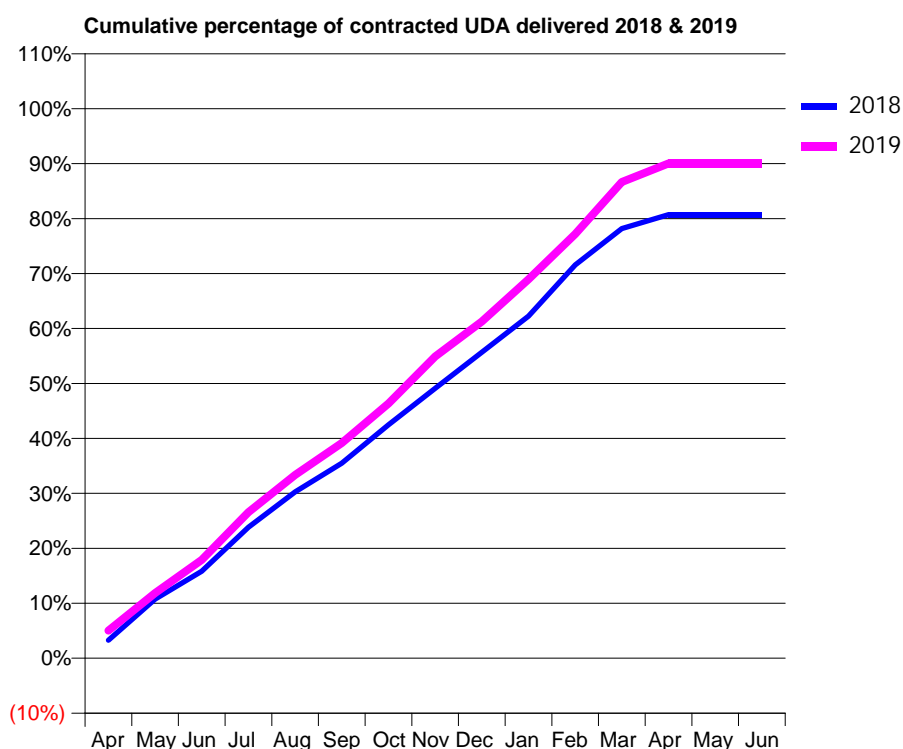
18/19 Contracted general activity (UDA)	20,000
Carry forward general activity (UDA)	0
18/19 Contracted orthodontic activity (UOA)	210
Carry forward orthodontic activity (UOA)	0
Baseline contract value	£513,596.80

ACCESS*

Patients seen in 24 months	Total	Change since previous quarter
Quarter ending March 2018	7,446	
Quarter ending June 2018	7,355	↓
Quarter ending September 2018	7,199	↓
Quarter ending December 2018	7,130	→
Quarter ending March 2019	7,047	↓
Variance since March 2018	(5.4%)	↓



ACTIVITY



Month	2018	2019
April	789	1,005
May	2,577	2,377
June	3,785	3,582
July	5,705	5,319
August	7,243	6,673
September	8,492	7,830
October	10,163	9,269
November	11,745	10,983
December	13,313	12,254
January	14,893	13,790
February	17,122	15,435
March	18,704	17,327
April	19,305	18,006
May	19,308	18,010
June	19,308	18,009

QUALITY

	Quantity	Base Number	Contract	AT	Region	England
% of FP17s for the same patient ID Re-attending within 3 months - Children	113	1,540	7.3%	9.5%	11.5%	11.8%
% of FP17s for the same patient ID Re-attending within 3 months - Adults	1,775	7,279	24.4%	14.2%	15.2%	15.7%
% of FP17s for the same patient ID Re-attending between 3 & 9 months - Children	778	1,540	50.5%	61.5%	60.2%	58.9%
% of FP17s for the same patient ID Re-attending between 3 & 9 months - Adults	1,706	7,279	23.4%	52.5%	51.8%	50.8%
% of FP17s for Band 1 Urgent Courses	880	8,822	10.0%	7.9%	8.1%	9.1%
% of FP17s Relating to Free Repair or Replacements	369	8,822	4.2%	0.8%	0.8%	0.8%
% of FP17s Relating to Continuations	353	8,822	4.0%	0.9%	0.9%	0.9%
% of Patients satisfied with the dentistry they have received	4	4	N/A	91.8%	92.7%	92.5%
% of Patients satisfied with the time they had to wait for an appointment	4	4	N/A	86.1%	87.4%	87.0%

* This is based on patients treated on this contract for their most recent course of treatment. Figures in italics indicate the base number of FP17s or Patient Questionnaire responses are less than 100. N/A is shown where the base number of responses is less than 10 during the period. % is calculated as Quantity/Base number*100

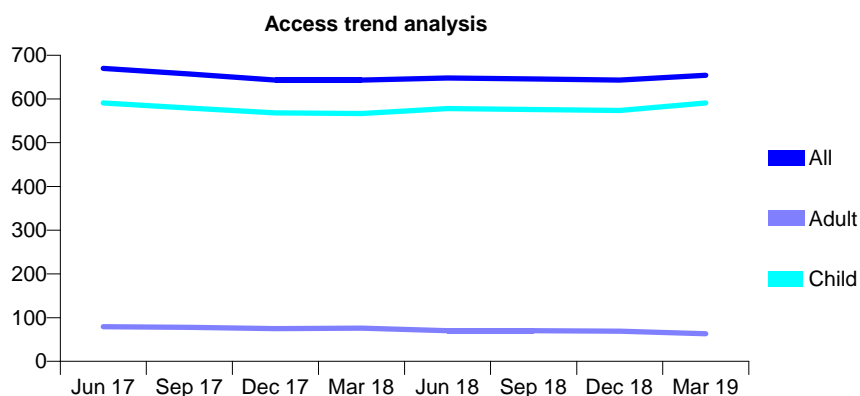
Q59 - Vital Signs At a Glance Contract Report for 575763/0001 - Year end March 2019

Name or company name	MR GF CLARK
Contract type name	GDS Contract
Purpose of contract	General
Contract start date	01/04/2006
Contract end date	

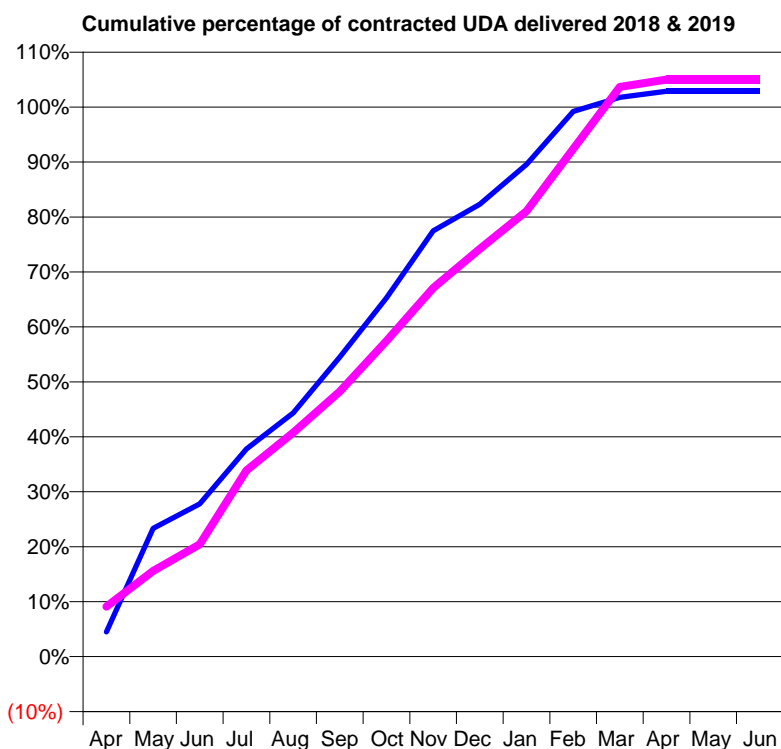
18/19 Contracted general activity (UDA)	1,300
Carry forward general activity (UDA)	-26
18/19 Contracted orthodontic activity (UOA)	0
Carry forward orthodontic activity (UOA)	0
Baseline contract value	£30,387.76

ACCESS*

Patients seen in 24 months	Total	Change since previous quarter
Quarter ending March 2018	643	
Quarter ending June 2018	648	→
Quarter ending September 2018	646	→
Quarter ending December 2018	643	→
Quarter ending March 2019	654	→
Variance since March 2018	1.7%	→



ACTIVITY



Month	Adjusted Scheduled Activity (UDA)	
	2018	2019
April	59	118
May	303	203
June	361	266
July	491	441
August	577	530
September	709	627
October	849	747
November	1,007	872
December	1,070	965
January	1,164	1,054
February	1,290	1,201
March	1,323	1,348
April	1,337	1,365
May	1,337	1,365
June	1,337	1,365

QUALITY

	Quantity	Base Number	Contract	AT	Region	England
% of FP17s for the same patient ID Re-attending within 3 months - Children	35	905	3.9%	9.5%	11.5%	11.8%
% of FP17s for the same patient ID Re-attending within 3 months - Adults	1	34	2.9%	14.2%	15.2%	15.7%
% of FP17s for the same patient ID Re-attending between 3 & 9 months - Children	613	905	67.7%	61.5%	60.2%	58.9%
% of FP17s for the same patient ID Re-attending between 3 & 9 months - Adults	22	34	64.7%	52.5%	51.8%	50.8%
% of FP17s for Band 1 Urgent Courses	24	938	2.6%	7.9%	8.1%	9.1%
% of FP17s Relating to Free Repair or Replacements	0	938	0.0%	0.8%	0.8%	0.8%
% of FP17s Relating to Continuations	0	938	0.0%	0.9%	0.9%	0.9%
% of Patients satisfied with the dentistry they have received	0	0	N/A	91.8%	92.7%	92.5%
% of Patients satisfied with the time they had to wait for an appointment	0	0	N/A	86.1%	87.4%	87.0%

* This is based on patients treated on this contract for their most recent course of treatment. Figures in italics indicate the base number of FP17s or Patient Questionnaire responses are less than 100. N/A is shown where the base number of responses is less than 10 during the period. % is calculated as Quantity/Base number*100

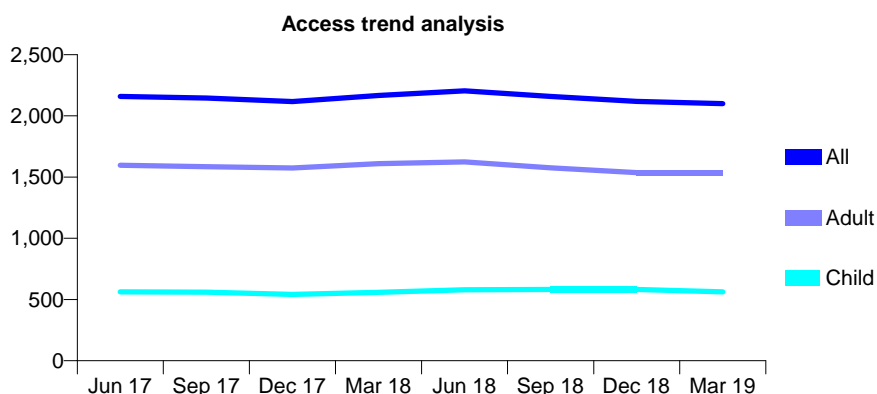
Q59 - Vital Signs At a Glance Contract Report for 620521/0001 - Year end March 2019

Name or company name	Mr G. S. Bajwa & Mr F. Desai
Contract type name	GDS Contract
Purpose of contract	General
Contract start date	01/04/2006
Contract end date	

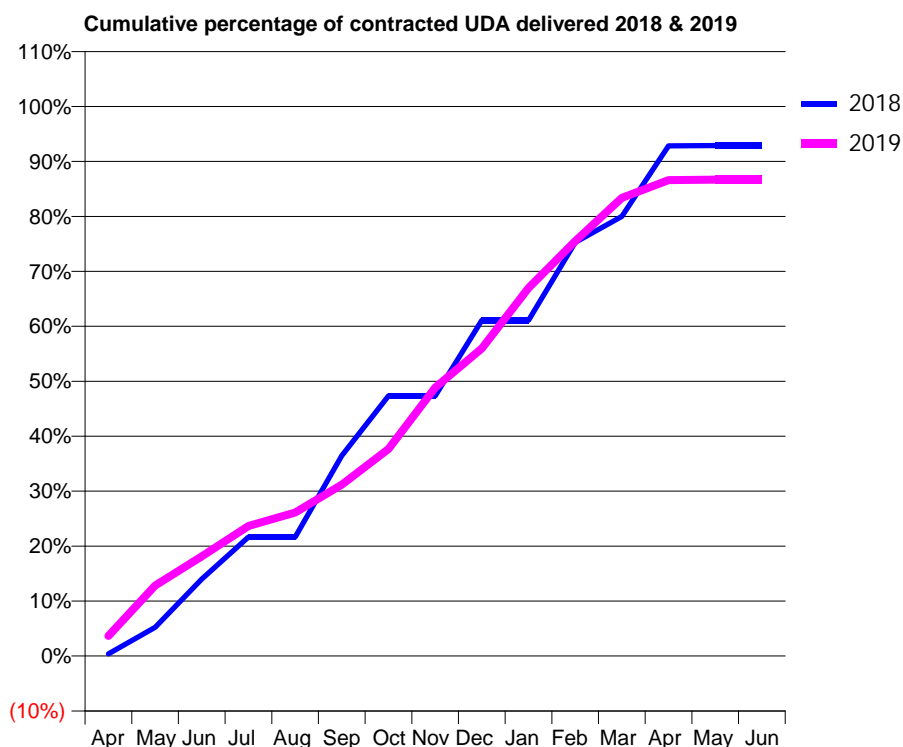
18/19 Contracted general activity (UDA)	5,900
Carry forward general activity (UDA)	0
18/19 Contracted orthodontic activity (UOA)	0
Carry forward orthodontic activity (UOA)	0
Baseline contract value	£130,181.08

ACCESS*

Patients seen in 24 months	Total	Change since previous quarter
Quarter ending March 2018	2,167	
Quarter ending June 2018	2,204	→
Quarter ending September 2018	2,158	↓
Quarter ending December 2018	2,118	↓
Quarter ending March 2019	2,100	→
Variance since March 2018	(3.1%)	↓



ACTIVITY



Month	Adjusted Scheduled Activity (UDA)	
	2018	2019
April	24	215
May	309	757
June	826	1,070
July	1,277	1,396
August	1,277	1,541
September	2,152	1,839
October	2,793	2,223
November	2,793	2,883
December	3,604	3,302
January	3,604	3,950
February	4,441	4,456
March	4,719	4,919
April	5,478	5,109
May	5,480	5,113
June	5,480	5,113

QUALITY

	Quantity	Base Number	Contract	AT	Region	England
% of FP17s for the same patient ID Re-attending within 3 months - Children	93	1,059	8.8%	9.5%	11.5%	11.8%
% of FP17s for the same patient ID Re-attending within 3 months - Adults	283	2,412	11.7%	14.2%	15.2%	15.7%
% of FP17s for the same patient ID Re-attending between 3 & 9 months - Children	700	1,059	66.1%	61.5%	60.2%	58.9%
% of FP17s for the same patient ID Re-attending between 3 & 9 months - Adults	1,412	2,412	58.5%	52.5%	51.8%	50.8%
% of FP17s for Band 1 Urgent Courses	247	3,155	7.8%	7.9%	8.1%	9.1%
% of FP17s Relating to Free Repair or Replacements	4	3,155	0.1%	0.8%	0.8%	0.8%
% of FP17s Relating to Continuations	8	3,155	0.3%	0.9%	0.9%	0.9%
% of Patients satisfied with the dentistry they have received	0	0	N/A	91.8%	92.7%	92.5%
% of Patients satisfied with the time they had to wait for an appointment	0	0	N/A	86.1%	87.4%	87.0%

* This is based on patients treated on this contract for their most recent course of treatment. Figures in italics indicate the base number of FP17s or Patient Questionnaire responses are less than 100. N/A is shown where the base number of responses is less than 10 during the period. % is calculated as Quantity/Base number*100

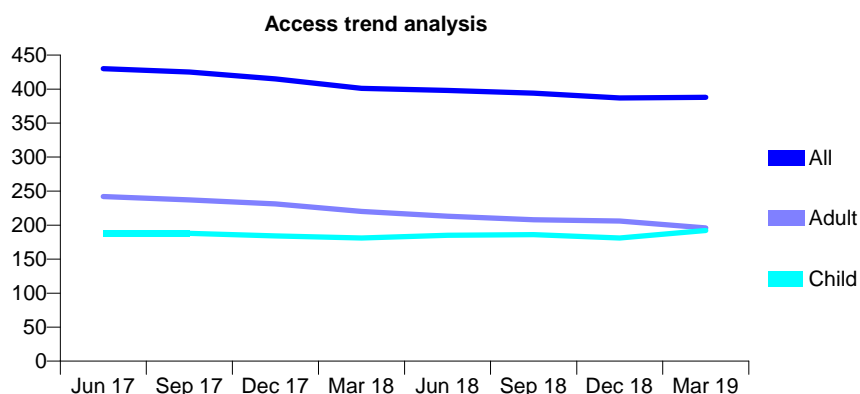
Q59 - Vital Signs At a Glance Contract Report for 628360/0002 - Year end March 2019

Name or company name	MR R JETHWA
Contract type name	GDS Contract
Purpose of contract	General
Contract start date	03/03/2009
Contract end date	

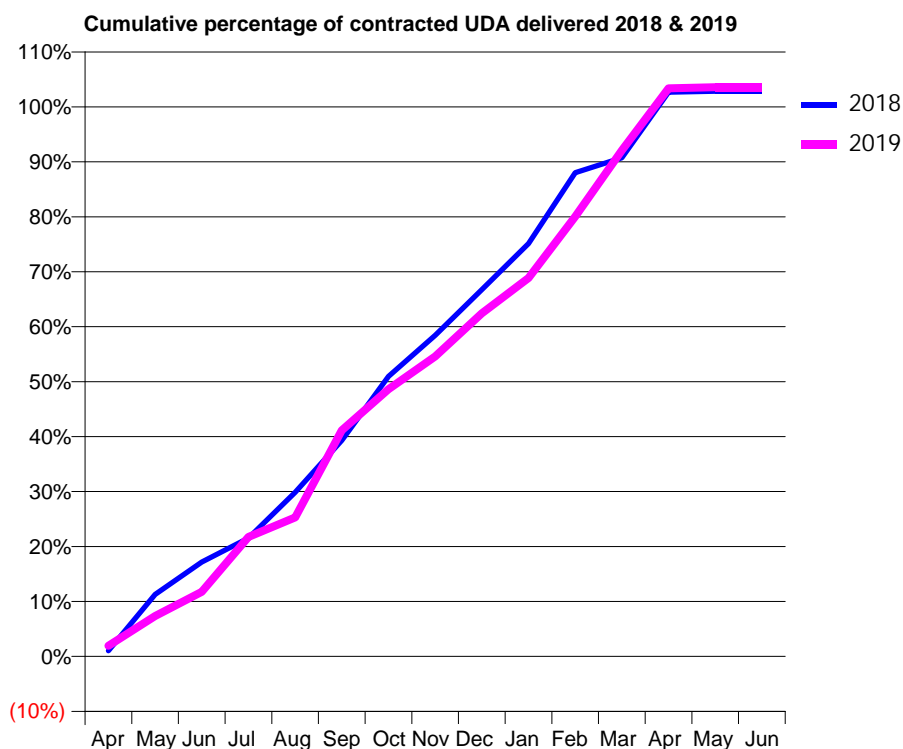
18/19 Contracted general activity (UDA)	1,072
Carry forward general activity (UDA)	-21
18/19 Contracted orthodontic activity (UOA)	0
Carry forward orthodontic activity (UOA)	0
Baseline contract value	£22,443.42

ACCESS*

Patients seen in 24 months	Total	Change since previous quarter
Quarter ending March 2018	401	
Quarter ending June 2018	398	→
Quarter ending September 2018	394	↓
Quarter ending December 2018	387	↓
Quarter ending March 2019	388	→
Variance since March 2018	(3.2%)	↓



ACTIVITY



Month	Adjusted Scheduled Activity (UDA)	
	2018	2019
April	11	21
May	121	79
June	184	126
July	231	233
August	320	271
September	421	441
October	546	521
November	626	585
December	715	669
January	805	738
February	944	858
March	973	987
April	1,101	1,108
May	1,103	1,110
June	1,103	1,110

QUALITY

	Quantity	Base Number	Contract	AT	Region	England
% of FP17s for the same patient ID Re-attending within 3 months - Children	23	329	7.0%	9.5%	11.5%	11.8%
% of FP17s for the same patient ID Re-attending within 3 months - Adults	31	284	10.9%	14.2%	15.2%	15.7%
% of FP17s for the same patient ID Re-attending between 3 & 9 months - Children	189	329	57.4%	61.5%	60.2%	58.9%
% of FP17s for the same patient ID Re-attending between 3 & 9 months - Adults	182	284	64.1%	52.5%	51.8%	50.8%
% of FP17s for Band 1 Urgent Courses	2	598	0.3%	7.9%	8.1%	9.1%
% of FP17s Relating to Free Repair or Replacements	7	598	1.2%	0.8%	0.8%	0.8%
% of FP17s Relating to Continuations	2	598	0.3%	0.9%	0.9%	0.9%
% of Patients satisfied with the dentistry they have received	1	1	N/A	91.8%	92.7%	92.5%
% of Patients satisfied with the time they had to wait for an appointment	1	1	N/A	86.1%	87.4%	87.0%

* This is based on patients treated on this contract for their most recent course of treatment. Figures in italics indicate the base number of FP17s or Patient Questionnaire responses are less than 100. N/A is shown where the base number of responses is less than 10 during the period. % is calculated as Quantity/Base number*100

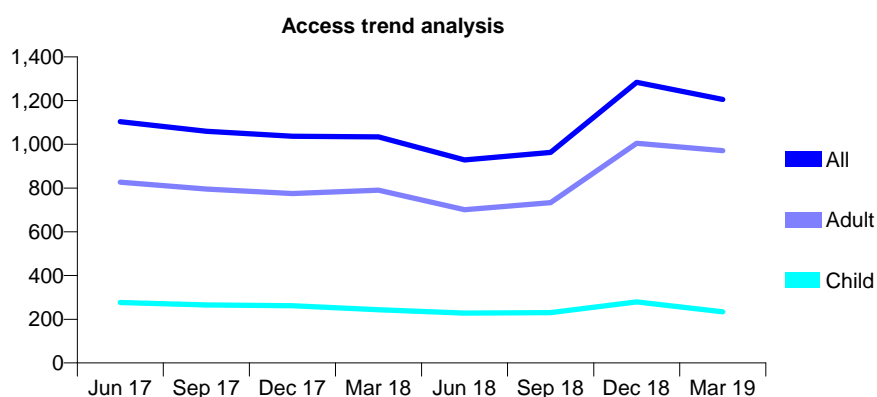
Q59 - Vital Signs At a Glance Contract Report for 628751/0002 - Year end March 2019

Name or company name	Miss D Mehta
Contract type name	GDS Contract
Purpose of contract	General
Contract start date	02/06/2009
Contract end date	

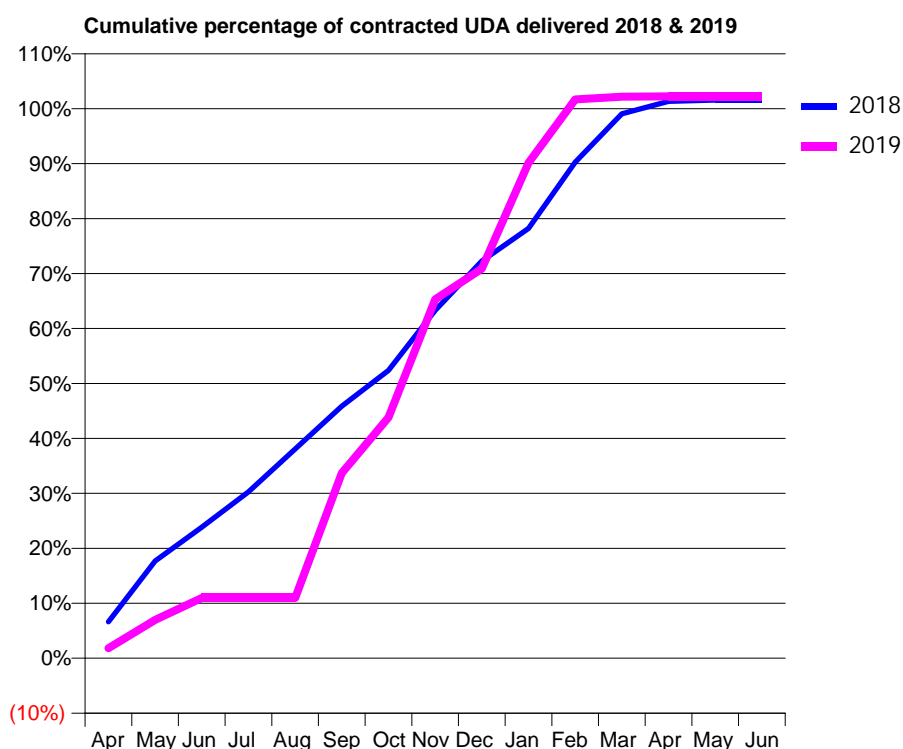
18/19 Contracted general activity (UDA)	2,609
Carry forward general activity (UDA)	-41
18/19 Contracted orthodontic activity (UOA)	0
Carry forward orthodontic activity (UOA)	0
Baseline contract value	£66,599.18

ACCESS*

Patients seen in 24 months	Total	Change since previous quarter
Quarter ending March 2018	1,034	
Quarter ending June 2018	929	↓
Quarter ending September 2018	963	↑
Quarter ending December 2018	1,284	↑
Quarter ending March 2019	1,205	↓
Variance since March 2018	16.5%	↑



ACTIVITY



Month	2018	2019
April	173	48
May	462	182
June	622	286
July	790	286
August	993	286
September	1,197	879
October	1,367	1,143
November	1,652	1,704
December	1,885	1,849
January	2,040	2,352
February	2,355	2,653
March	2,585	2,666
April	2,644	2,667
May	2,650	2,667
June	2,650	2,667

QUALITY

	Quantity	Base Number	Contract	AT	Region	England
% of FP17s for the same patient ID Re-attending within 3 months - Children	13	301	4.3%	9.5%	11.5%	11.8%
% of FP17s for the same patient ID Re-attending within 3 months - Adults	150	1,175	12.8%	14.2%	15.2%	15.7%
% of FP17s for the same patient ID Re-attending between 3 & 9 months - Children	55	301	18.3%	61.5%	60.2%	58.9%
% of FP17s for the same patient ID Re-attending between 3 & 9 months - Adults	135	1,175	11.5%	52.5%	51.8%	50.8%
% of FP17s for Band 1 Urgent Courses	115	1,441	8.0%	7.9%	8.1%	9.1%
% of FP17s Relating to Free Repair or Replacements	6	1,441	0.4%	0.8%	0.8%	0.8%
% of FP17s Relating to Continuations	14	1,441	1.0%	0.9%	0.9%	0.9%
% of Patients satisfied with the dentistry they have received	2	2	N/A	91.8%	92.7%	92.5%
% of Patients satisfied with the time they had to wait for an appointment	2	2	N/A	86.1%	87.4%	87.0%

* This is based on patients treated on this contract for their most recent course of treatment. Figures in italics indicate the base number of FP17s or Patient Questionnaire responses are less than 100. N/A is shown where the base number of responses is less than 10 during the period. % is calculated as Quantity/Base number*100

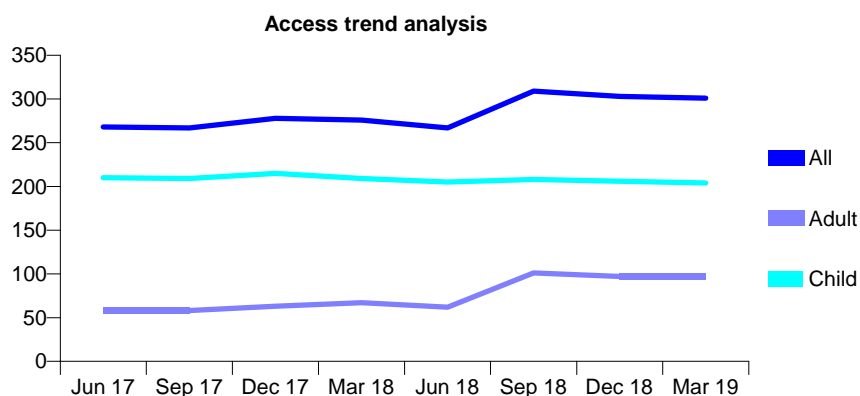
Q59 - Vital Signs At a Glance Contract Report for 630772/0001 - Year end March 2019

Name or company name	M Hamburger & R Sadler
Contract type name	GDS Contract
Purpose of contract	General
Contract start date	01/04/2006
Contract end date	

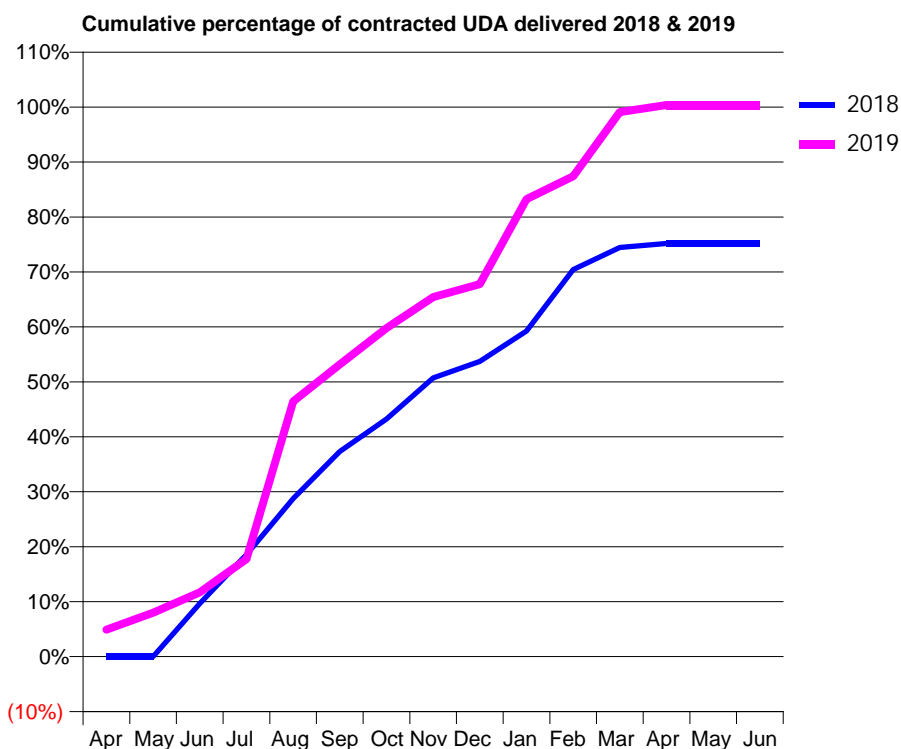
18/19 Contracted general activity (UDA)	550
Carry forward general activity (UDA)	0
18/19 Contracted orthodontic activity (UOA)	0
Carry forward orthodontic activity (UOA)	0
Baseline contract value	£12,475.67

ACCESS*

Patients seen in 24 months	Total	Change since previous quarter
Quarter ending March 2018	276	
Quarter ending June 2018	267	↓
Quarter ending September 2018	309	↑
Quarter ending December 2018	303	↓
Quarter ending March 2019	301	→
Variance since March 2018	9.1%	↑



ACTIVITY



Month	Adjusted Scheduled Activity (UDA)	
	2018	2019
April	0	27
May	0	44
June	53	64
July	102	98
August	158	255
September	205	292
October	238	329
November	279	360
December	295	373
January	326	458
February	387	481
March	409	545
April	413	552
May	413	552
June	413	552

QUALITY

	Quantity	Base Number	Contract	AT	Region	England
% of FP17s for the same patient ID Re-attending within 3 months - Children	10	287	3.5%	9.5%	11.5%	11.8%
% of FP17s for the same patient ID Re-attending within 3 months - Adults	1	98	1.0%	14.2%	15.2%	15.7%
% of FP17s for the same patient ID Re-attending between 3 & 9 months - Children	146	287	50.9%	61.5%	60.2%	58.9%
% of FP17s for the same patient ID Re-attending between 3 & 9 months - Adults	23	98	23.5%	52.5%	51.8%	50.8%
% of FP17s for Band 1 Urgent Courses	15	386	3.9%	7.9%	8.1%	9.1%
% of FP17s Relating to Free Repair or Replacements	0	386	0.0%	0.8%	0.8%	0.8%
% of FP17s Relating to Continuations	0	386	0.0%	0.9%	0.9%	0.9%
% of Patients satisfied with the dentistry they have received	0	0	N/A	91.8%	92.7%	92.5%
% of Patients satisfied with the time they had to wait for an appointment	0	0	N/A	86.1%	87.4%	87.0%

* This is based on patients treated on this contract for their most recent course of treatment. Figures in italics indicate the base number of FP17s or Patient Questionnaire responses are less than 100. N/A is shown where the base number of responses is less than 10 during the period. % is calculated as Quantity/Base number*100

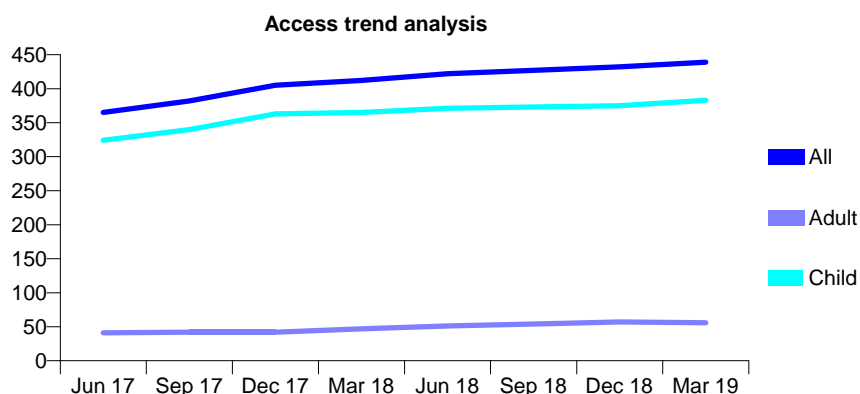
Q59 - Vital Signs At a Glance Contract Report for 651761/0001 - Year end March 2019

Name or company name	Mr S Kotecha and Mrs L Kotecha
Contract type name	GDS Contract
Purpose of contract	General
Contract start date	01/04/2006
Contract end date	

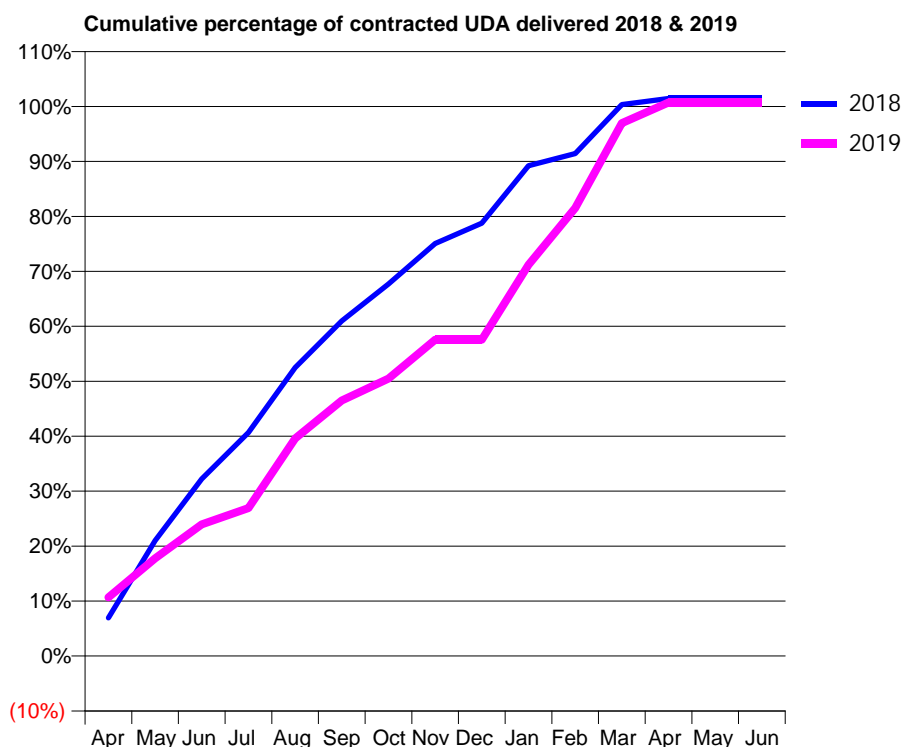
18/19 Contracted general activity (UDA)	796
Carry forward general activity (UDA)	-12
18/19 Contracted orthodontic activity (UOA)	0
Carry forward orthodontic activity (UOA)	0
Baseline contract value	£20,275.86

ACCESS*

Patients seen in 24 months	Total	Change since previous quarter
Quarter ending March 2018	412	
Quarter ending June 2018	422	↑
Quarter ending September 2018	427	→
Quarter ending December 2018	432	→
Quarter ending March 2019	439	→
Variance since March 2018	6.6%	↑



ACTIVITY



Month	Adjusted Scheduled Activity (UDA)	
	2018	2019
April	55	85
May	167	141
June	257	191
July	324	214
August	418	315
September	485	370
October	539	402
November	598	458
December	627	458
January	710	567
February	728	649
March	799	772
April	808	802
May	808	802
June	808	802

QUALITY

	Quantity	Base Number	Contract	AT	Region	England
% of FP17s for the same patient ID Re-attending within 3 months - Children	29	589	4.9%	9.5%	11.5%	11.8%
% of FP17s for the same patient ID Re-attending within 3 months - Adults	1	25	4.0%	14.2%	15.2%	15.7%
% of FP17s for the same patient ID Re-attending between 3 & 9 months - Children	404	589	68.6%	61.5%	60.2%	58.9%
% of FP17s for the same patient ID Re-attending between 3 & 9 months - Adults	18	25	72.0%	52.5%	51.8%	50.8%
% of FP17s for Band 1 Urgent Courses	29	613	4.7%	7.9%	8.1%	9.1%
% of FP17s Relating to Free Repair or Replacements	0	613	0.0%	0.8%	0.8%	0.8%
% of FP17s Relating to Continuations	0	613	0.0%	0.9%	0.9%	0.9%
% of Patients satisfied with the dentistry they have received	0	0	N/A	91.8%	92.7%	92.5%
% of Patients satisfied with the time they had to wait for an appointment	0	0	N/A	86.1%	87.4%	87.0%

* This is based on patients treated on this contract for their most recent course of treatment. Figures in italics indicate the base number of FP17s or Patient Questionnaire responses are less than 100. N/A is shown where the base number of responses is less than 10 during the period. % is calculated as Quantity/Base number*100

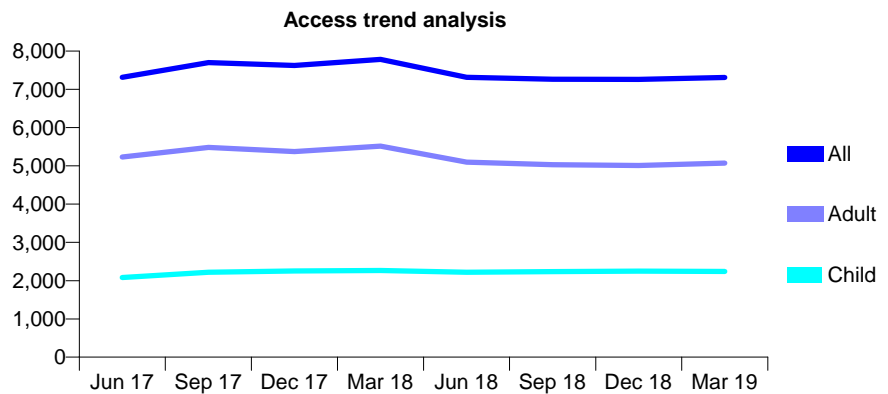
Q59 - Vital Signs At a Glance Contract Report for 654353/0002 - Year end March 2019

Name or company name	MR S CHANDARANA
Contract type name	GDS Contract
Purpose of contract	General
Contract start date	01/10/2015
Contract end date	

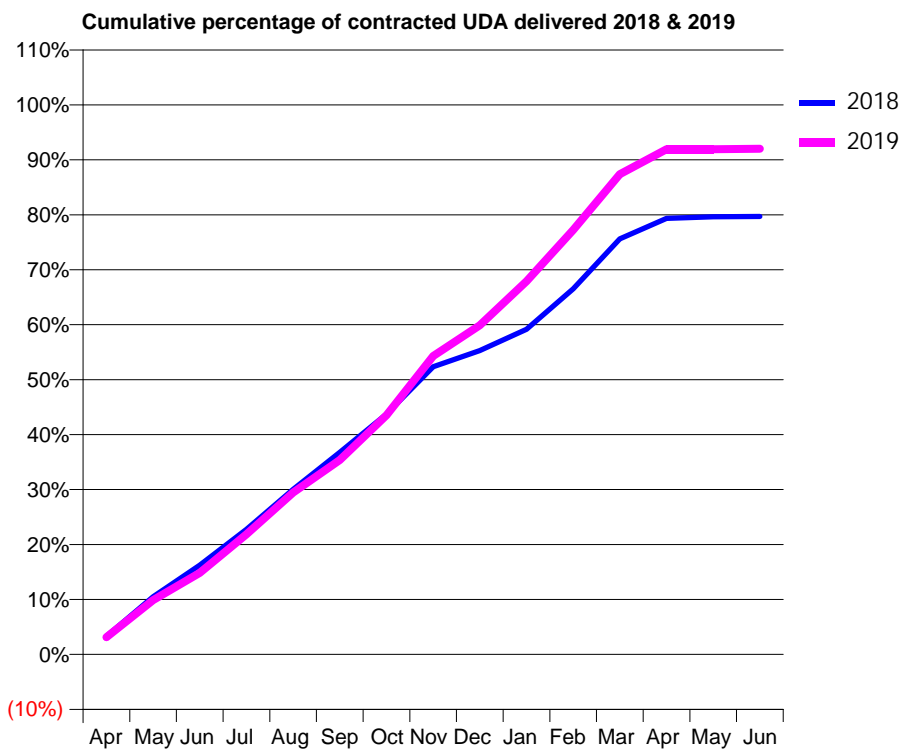
18/19 Contracted general activity (UDA)	24,983
Carry forward general activity (UDA)	0
18/19 Contracted orthodontic activity (UOA)	0
Carry forward orthodontic activity (UOA)	0
Baseline contract value	£607,381.58

ACCESS*

Patients seen in 24 months	Total	Change since previous quarter
Quarter ending March 2018	7,782	
Quarter ending June 2018	7,315	↓
Quarter ending September 2018	7,263	→
Quarter ending December 2018	7,259	→
Quarter ending March 2019	7,311	→
Variance since March 2018	(6.1%)	↓



ACTIVITY



Month	Adjusted Scheduled Activity (UDA)	
	2018	2019
April	830	785
May	2,623	2,473
June	4,058	3,709
July	5,684	5,457
August	7,506	7,359
September	9,190	8,839
October	10,919	10,872
November	13,083	13,566
December	13,811	14,964
January	14,778	16,968
February	16,618	19,302
March	18,887	21,831
April	19,821	22,964
May	19,895	22,961
June	19,909	22,987

QUALITY

	Quantity	Base Number	Contract	AT	Region	England
% of FP17s for the same patient ID Re-attending within 3 months - Children	410	3,461	11.8%	9.5%	11.5%	11.8%
% of FP17s for the same patient ID Re-attending within 3 months - Adults	1,147	6,670	17.2%	14.2%	15.2%	15.7%
% of FP17s for the same patient ID Re-attending between 3 & 9 months - Children	1,740	3,461	50.3%	61.5%	60.2%	58.9%
% of FP17s for the same patient ID Re-attending between 3 & 9 months - Adults	2,803	6,670	42.0%	52.5%	51.8%	50.8%
% of FP17s for Band 1 Urgent Courses	967	9,987	9.7%	7.9%	8.1%	9.1%
% of FP17s Relating to Free Repair or Replacements	36	9,987	0.4%	0.8%	0.8%	0.8%
% of FP17s Relating to Continuations	110	9,987	1.1%	0.9%	0.9%	0.9%
% of Patients satisfied with the dentistry they have received	1	1	N/A	91.8%	92.7%	92.5%
% of Patients satisfied with the time they had to wait for an appointment	1	1	N/A	86.1%	87.4%	87.0%

* This is based on patients treated on this contract for their most recent course of treatment. Figures in italics indicate the base number of FP17s or Patient Questionnaire responses are less than 100. N/A is shown where the base number of responses is less than 10 during the period. % is calculated as Quantity/Base number*100

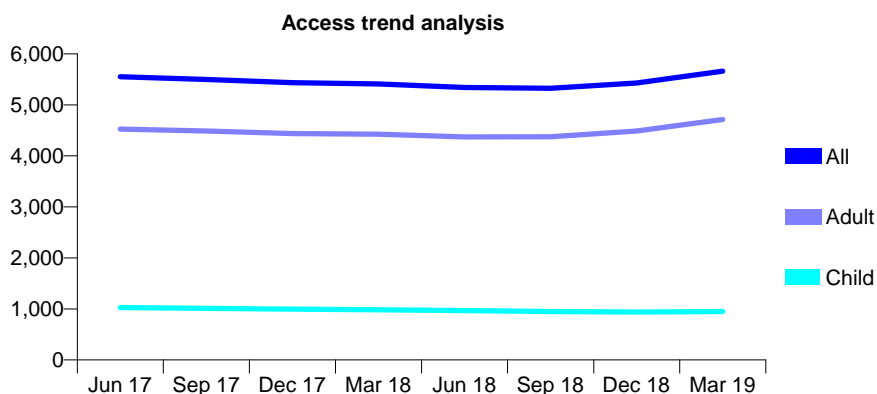
Q59 - Vital Signs At a Glance Contract Report for 678414/0001 - Year end March 2019

Name or company name	MR RN HARTZENBERG
Contract type name	GDS Contract
Purpose of contract	General
Contract start date	01/04/2006
Contract end date	

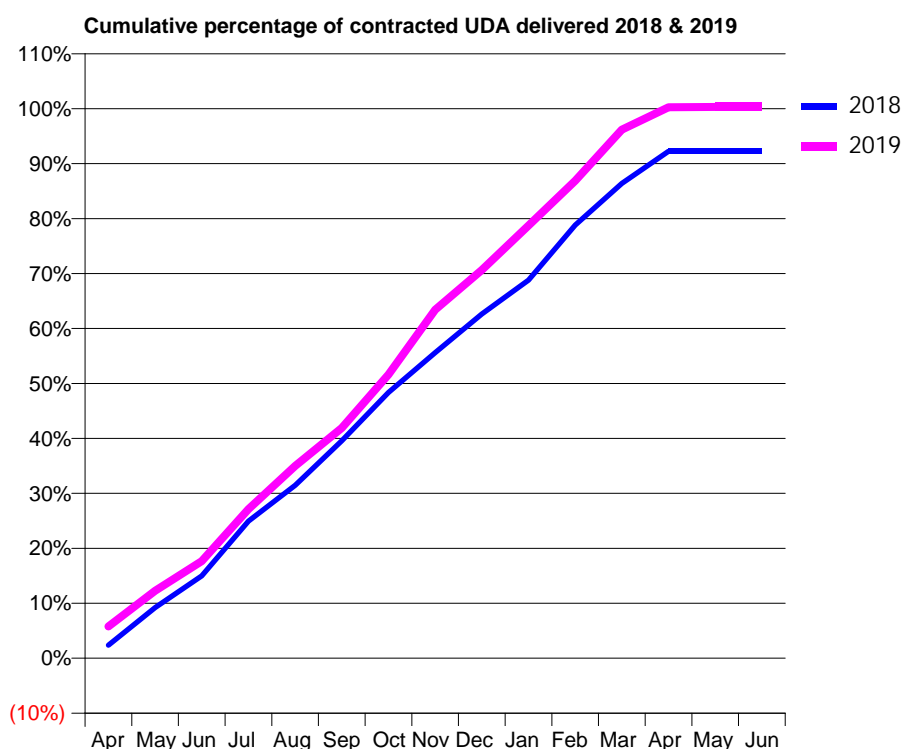
18/19 Contracted general activity (UDA)	19,000
Carry forward general activity (UDA)	-300
18/19 Contracted orthodontic activity (UOA)	0
Carry forward orthodontic activity (UOA)	0
Baseline contract value	£523,524.87

ACCESS*

Patients seen in 24 months	Total	Change since previous quarter
Quarter ending March 2018	5,411	
Quarter ending June 2018	5,341	↓
Quarter ending September 2018	5,327	→
Quarter ending December 2018	5,428	→
Quarter ending March 2019	5,662	↑
Variance since March 2018	4.6%	↑



ACTIVITY



Month	2018	2019
April	480	1,100
May	1,849	2,336
June	2,999	3,354
July	4,990	5,155
August	6,295	6,651
September	7,916	7,959
October	9,669	9,808
November	11,121	12,052
December	12,526	13,419
January	13,764	14,962
February	15,767	16,510
March	17,277	18,277
April	18,451	19,050
May	18,451	19,059
June	18,451	19,060

QUALITY

	Quantity	Base Number	Contract	AT	Region	England
% of FP17s for the same patient ID Re-attending within 3 months - Children	122	1,740	7.0%	9.5%	11.5%	11.8%
% of FP17s for the same patient ID Re-attending within 3 months - Adults	1,532	7,775	19.7%	14.2%	15.2%	15.7%
% of FP17s for the same patient ID Re-attending between 3 & 9 months - Children	1,191	1,740	68.4%	61.5%	60.2%	58.9%
% of FP17s for the same patient ID Re-attending between 3 & 9 months - Adults	4,325	7,775	55.6%	52.5%	51.8%	50.8%
% of FP17s for Band 1 Urgent Courses	910	9,428	9.7%	7.9%	8.1%	9.1%
% of FP17s Relating to Free Repair or Replacements	115	9,428	1.2%	0.8%	0.8%	0.8%
% of FP17s Relating to Continuations	195	9,428	2.1%	0.9%	0.9%	0.9%
% of Patients satisfied with the dentistry they have received	7	7	N/A	91.8%	92.7%	92.5%
% of Patients satisfied with the time they had to wait for an appointment	7	7	N/A	86.1%	87.4%	87.0%

* This is based on patients treated on this contract for their most recent course of treatment.

Figures in italics indicate the base number of FP17s or Patient Questionnaire responses are less than 100. N/A is shown where the base number of responses is less than 10 during the period. % is calculated as Quantity/Base number*100

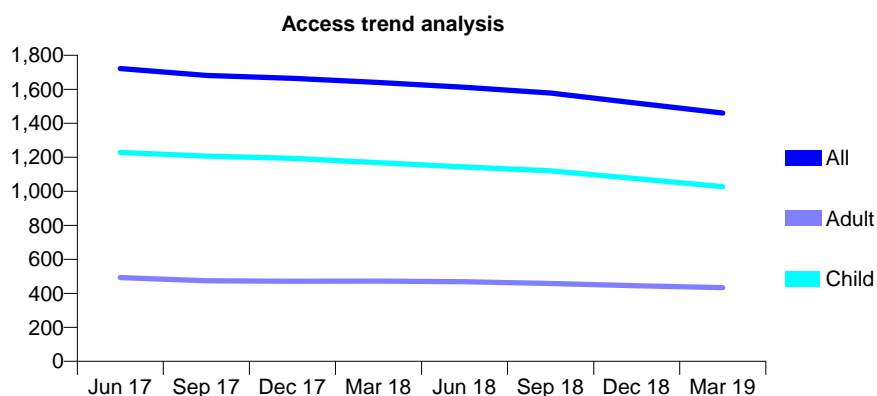
Q59 - Vital Signs At a Glance Contract Report for 684619/0003 - Year end March 2019

Name or company name	MR A CHAMPANERI
Contract type name	GDS Contract
Purpose of contract	General
Contract start date	01/04/2009
Contract end date	

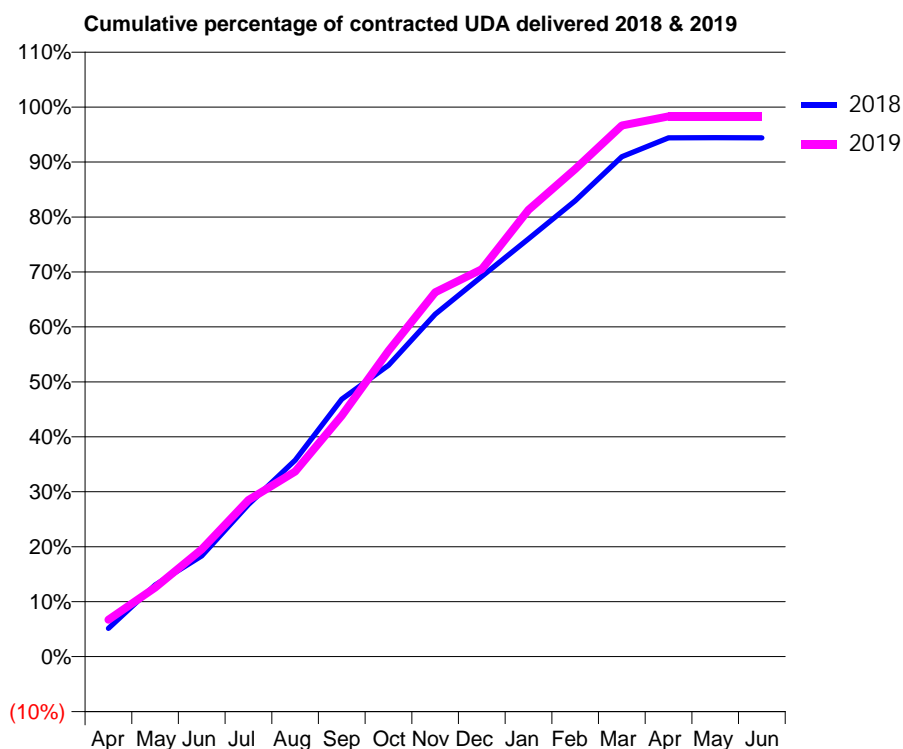
18/19 Contracted general activity (UDA)	3,000
Carry forward general activity (UDA)	0
18/19 Contracted orthodontic activity (UOA)	0
Carry forward orthodontic activity (UOA)	0
Baseline contract value	£69,929.57

ACCESS*

Patients seen in 24 months	Total	Change since previous quarter
Quarter ending March 2018	1,640	
Quarter ending June 2018	1,611	↓
Quarter ending September 2018	1,578	↓
Quarter ending December 2018	1,519	↓
Quarter ending March 2019	1,460	↓
Variance since March 2018	(11.0%)	↓



ACTIVITY



Month	Adjusted Scheduled Activity (UDA)	
	2018	2019
April	154	201
May	391	378
June	550	585
July	830	855
August	1,073	1,010
September	1,405	1,315
October	1,591	1,669
November	1,869	1,989
December	2,075	2,115
January	2,280	2,438
February	2,489	2,662
March	2,729	2,899
April	2,832	2,949
May	2,833	2,949
June	2,832	2,949

QUALITY

	Quantity	Base Number	Contract	AT	Region	England
% of FP17s for the same patient ID Re-attending within 3 months - Children	105	1,751	6.0%	9.5%	11.5%	11.8%
% of FP17s for the same patient ID Re-attending within 3 months - Adults	101	554	18.2%	14.2%	15.2%	15.7%
% of FP17s for the same patient ID Re-attending between 3 & 9 months - Children	1,317	1,751	75.2%	61.5%	60.2%	58.9%
% of FP17s for the same patient ID Re-attending between 3 & 9 months - Adults	317	554	57.2%	52.5%	51.8%	50.8%
% of FP17s for Band 1 Urgent Courses	76	1,935	3.9%	7.9%	8.1%	9.1%
% of FP17s Relating to Free Repair or Replacements	1	1,935	0.1%	0.8%	0.8%	0.8%
% of FP17s Relating to Continuations	4	1,935	0.2%	0.9%	0.9%	0.9%
% of Patients satisfied with the dentistry they have received	0	0	N/A	91.8%	92.7%	92.5%
% of Patients satisfied with the time they had to wait for an appointment	0	0	N/A	86.1%	87.4%	87.0%

* This is based on patients treated on this contract for their most recent course of treatment. Figures in italics indicate the base number of FP17s or Patient Questionnaire responses are less than 100. N/A is shown where the base number of responses is less than 10 during the period. % is calculated as Quantity/Base number*100

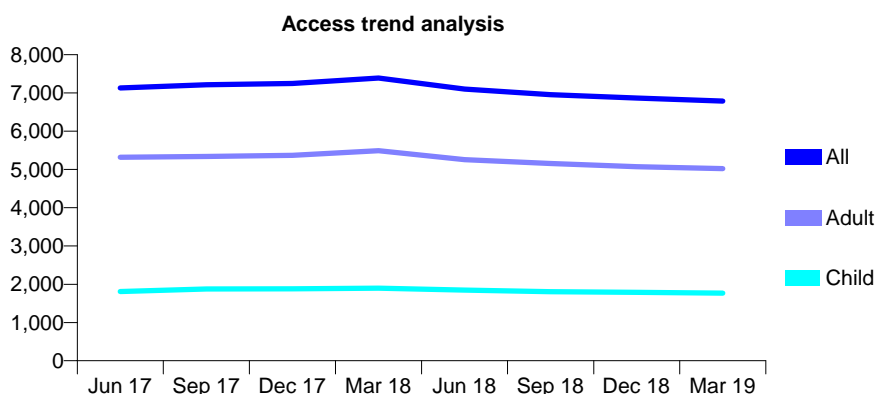
Q59 - Vital Signs At a Glance Contract Report for 690732/0001 - Year end March 2019

Name or company name	MR B PARMAR
Contract type name	GDS Contract
Purpose of contract	General
Contract start date	01/02/2014
Contract end date	

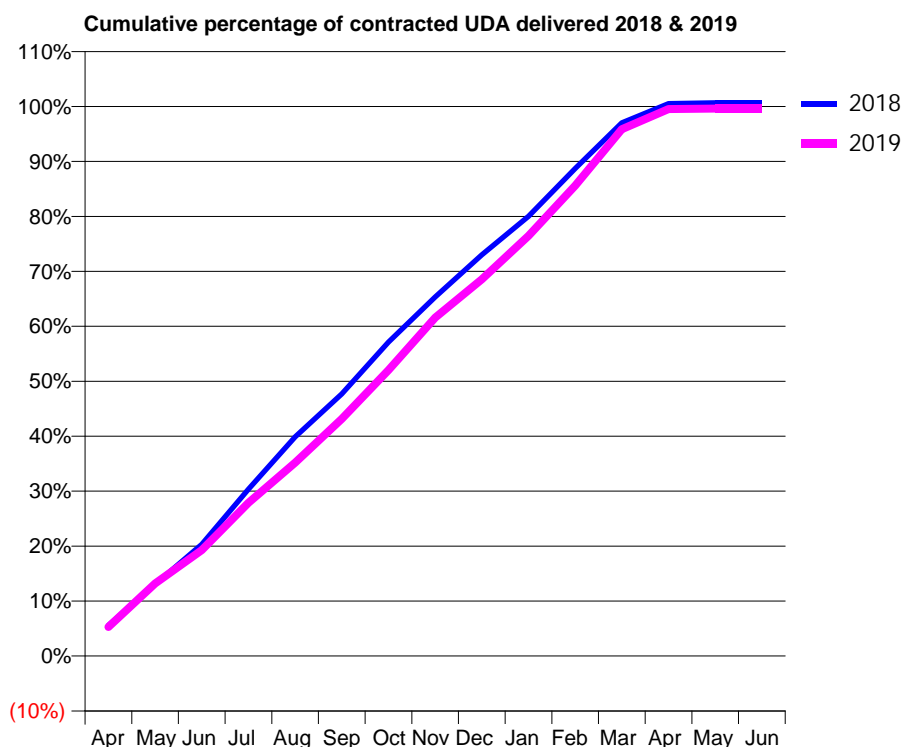
18/19 Contracted general activity (UDA)	18,170
Carry forward general activity (UDA)	-118
18/19 Contracted orthodontic activity (UOA)	0
Carry forward orthodontic activity (UOA)	0
Baseline contract value	£406,240.10

ACCESS*

Patients seen in 24 months	Total	Change since previous quarter
Quarter ending March 2018	7,389	
Quarter ending June 2018	7,102	↓
Quarter ending September 2018	6,957	↓
Quarter ending December 2018	6,866	↓
Quarter ending March 2019	6,788	↓
Variance since March 2018	(8.1%)	↓



ACTIVITY



Month	Adjusted Scheduled Activity (UDA)	
	2018	2019
April	1,011	958
May	2,374	2,402
June	3,692	3,500
July	5,519	5,066
August	7,248	6,395
September	8,669	7,836
October	10,379	9,450
November	11,872	11,190
December	13,267	12,453
January	14,540	13,891
February	16,123	15,556
March	17,629	17,418
April	18,259	18,085
May	18,287	18,097
June	18,288	18,097

QUALITY

	Quantity	Base Number	Contract	AT	Region	England
% of FP17s for the same patient ID Re-attending within 3 months - Children	123	2,147	5.7%	9.5%	11.5%	11.8%
% of FP17s for the same patient ID Re-attending within 3 months - Adults	619	5,748	10.8%	14.2%	15.2%	15.7%
% of FP17s for the same patient ID Re-attending between 3 & 9 months - Children	970	2,147	45.2%	61.5%	60.2%	58.9%
% of FP17s for the same patient ID Re-attending between 3 & 9 months - Adults	2,383	5,748	41.5%	52.5%	51.8%	50.8%
% of FP17s for Band 1 Urgent Courses	397	7,836	5.1%	7.9%	8.1%	9.1%
% of FP17s Relating to Free Repair or Replacements	117	7,836	1.5%	0.8%	0.8%	0.8%
% of FP17s Relating to Continuations	70	7,836	0.9%	0.9%	0.9%	0.9%
% of Patients satisfied with the dentistry they have received	1	1	N/A	91.8%	92.7%	92.5%
% of Patients satisfied with the time they had to wait for an appointment	1	1	N/A	86.1%	87.4%	87.0%

* This is based on patients treated on this contract for their most recent course of treatment. Figures in italics indicate the base number of FP17s or Patient Questionnaire responses are less than 100. N/A is shown where the base number of responses is less than 10 during the period. % is calculated as Quantity/Base number*100

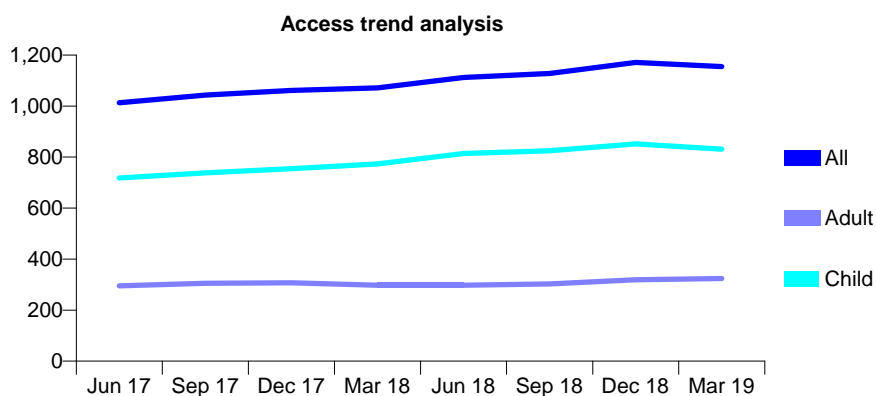
Q59 - Vital Signs At a Glance Contract Report for 690899/0001 - Year end March 2019

Name or company name	Mr A Moosajee, Mr J Pallipatt & Mrs P Pallij
Contract type name	GDS Contract
Purpose of contract	General
Contract start date	03/09/2014
Contract end date	

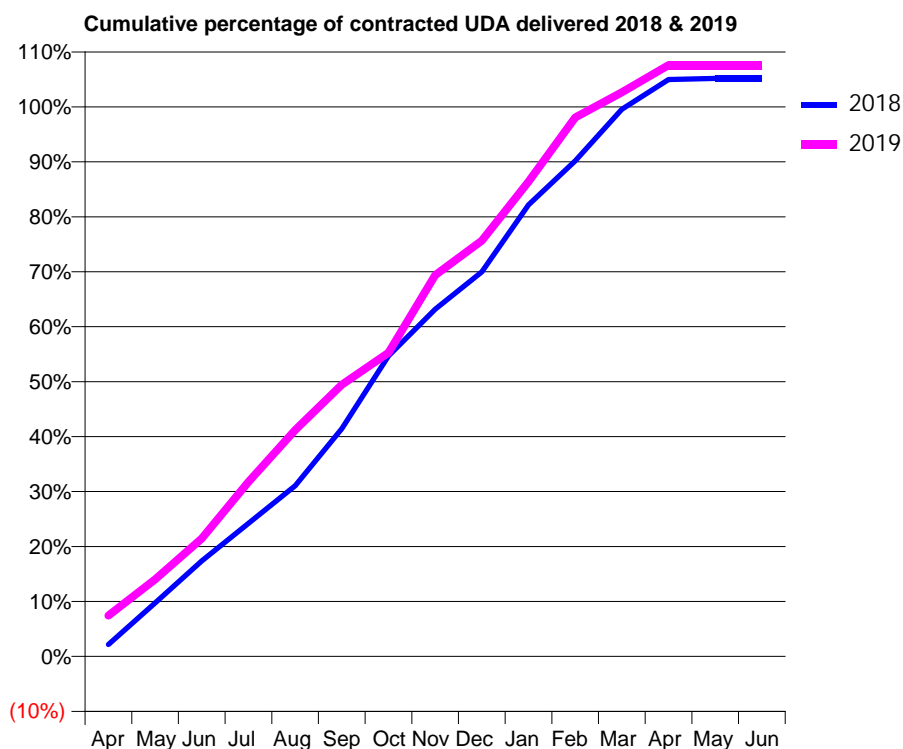
18/19 Contracted general activity (UDA)	2,819
Carry forward general activity (UDA)	-56
18/19 Contracted orthodontic activity (UOA)	0
Carry forward orthodontic activity (UOA)	0
Baseline contract value	£62,407.83

ACCESS*

Patients seen in 24 months	Total	Change since previous quarter
Quarter ending March 2018	1,071	
Quarter ending June 2018	1,112	↑
Quarter ending September 2018	1,128	→
Quarter ending December 2018	1,171	↑
Quarter ending March 2019	1,155	↓
Variance since March 2018	7.8%	↑



ACTIVITY



Month	Adjusted Scheduled Activity (UDA)	
	2018	2019
April	61	210
May	275	395
June	490	605
July	683	895
August	876	1,161
September	1,168	1,394
October	1,542	1,558
November	1,781	1,956
December	1,973	2,133
January	2,317	2,436
February	2,542	2,765
March	2,807	2,893
April	2,959	3,033
May	2,965	3,033
June	2,965	3,033

QUALITY

	Quantity	Base Number	Contract	AT	Region	England
% of FP17s for the same patient ID Re-attending within 3 months - Children	143	1,296	11.0%	9.5%	11.5%	11.8%
% of FP17s for the same patient ID Re-attending within 3 months - Adults	82	393	20.9%	14.2%	15.2%	15.7%
% of FP17s for the same patient ID Re-attending between 3 & 9 months - Children	732	1,296	56.5%	61.5%	60.2%	58.9%
% of FP17s for the same patient ID Re-attending between 3 & 9 months - Adults	213	393	54.2%	52.5%	51.8%	50.8%
% of FP17s for Band 1 Urgent Courses	71	1,650	4.3%	7.9%	8.1%	9.1%
% of FP17s Relating to Free Repair or Replacements	0	1,650	0.0%	0.8%	0.8%	0.8%
% of FP17s Relating to Continuations	1	1,650	0.1%	0.9%	0.9%	0.9%
% of Patients satisfied with the dentistry they have received	0	0	N/A	91.8%	92.7%	92.5%
% of Patients satisfied with the time they had to wait for an appointment	0	0	N/A	86.1%	87.4%	87.0%

* This is based on patients treated on this contract for their most recent course of treatment. Figures in italics indicate the base number of FP17s or Patient Questionnaire responses are less than 100. N/A is shown where the base number of responses is less than 10 during the period. % is calculated as Quantity/Base number*100

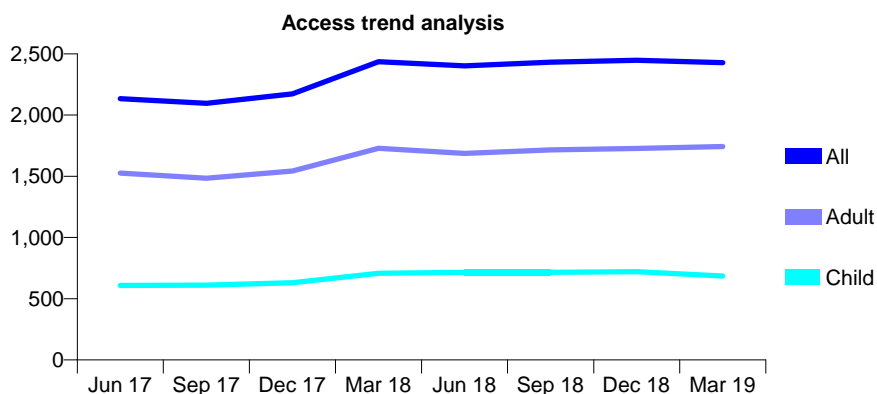
Q59 - Vital Signs At a Glance Contract Report for 704997/0001 - Year end March 2019

Name or company name	Mr M Hamburger and Mrs R P Sadler
Contract type name	GDS Contract
Purpose of contract	General and Orthodontic
Contract start date	29/08/2011
Contract end date	

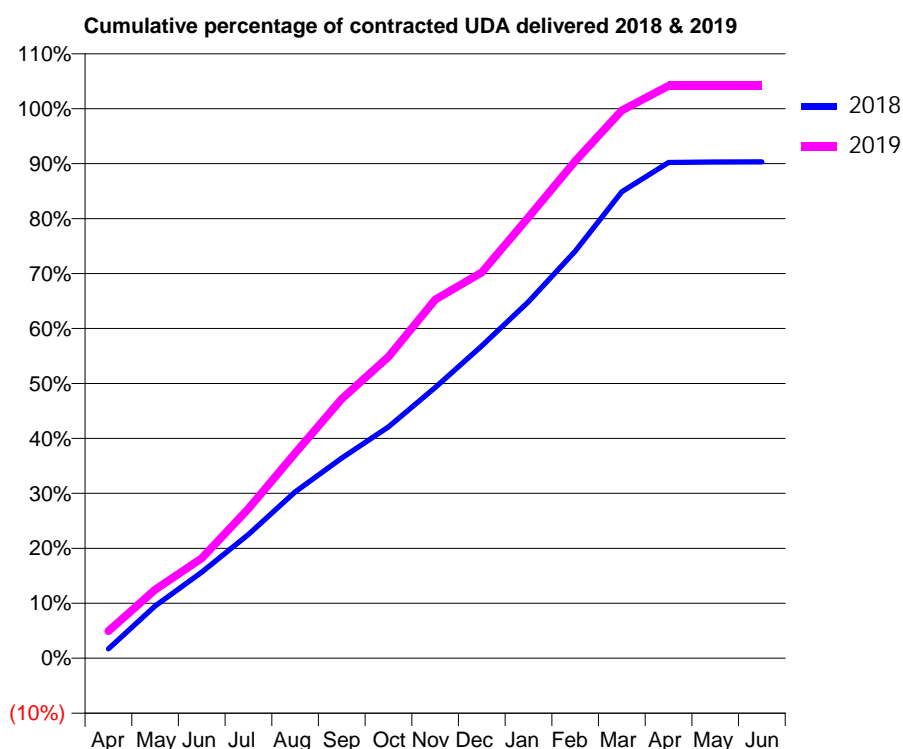
18/19 Contracted general activity (UDA)	5,896
Carry forward general activity (UDA)	0
18/19 Contracted orthodontic activity (UOA)	0
Carry forward orthodontic activity (UOA)	0
Baseline contract value	£118,150.86

ACCESS*

Patients seen in 24 months	Total	Change since previous quarter
Quarter ending March 2018	2,436	
Quarter ending June 2018	2,402	↓
Quarter ending September 2018	2,432	→
Quarter ending December 2018	2,448	→
Quarter ending March 2019	2,429	→
Variance since March 2018	(0.3%)	→



ACTIVITY



Month	Adjusted Scheduled Activity (UDA)	
	2018	2019
April	101	291
May	560	737
June	923	1,072
July	1,328	1,604
August	1,785	2,200
September	2,146	2,782
October	2,482	3,234
November	2,904	3,847
December	3,351	4,139
January	3,825	4,731
February	4,367	5,334
March	5,004	5,878
April	5,320	6,140
May	5,324	6,140
June	5,325	6,140

QUALITY

	Quantity	Base Number	Contract	AT	Region	England
% of FP17s for the same patient ID Re-attending within 3 months - Children	114	1,120	10.2%	9.5%	11.5%	11.8%
% of FP17s for the same patient ID Re-attending within 3 months - Adults	337	2,587	13.0%	14.2%	15.2%	15.7%
% of FP17s for the same patient ID Re-attending between 3 & 9 months - Children	576	1,120	51.4%	61.5%	60.2%	58.9%
% of FP17s for the same patient ID Re-attending between 3 & 9 months - Adults	1,309	2,587	50.6%	52.5%	51.8%	50.8%
% of FP17s for Band 1 Urgent Courses	275	3,640	7.6%	7.9%	8.1%	9.1%
% of FP17s Relating to Free Repair or Replacements	33	3,640	0.9%	0.8%	0.8%	0.8%
% of FP17s Relating to Continuations	25	3,640	0.7%	0.9%	0.9%	0.9%
% of Patients satisfied with the dentistry they have received	0	0	N/A	91.8%	92.7%	92.5%
% of Patients satisfied with the time they had to wait for an appointment	0	0	N/A	86.1%	87.4%	87.0%

* This is based on patients treated on this contract for their most recent course of treatment.

Figures in italics indicate the base number of FP17s or Patient Questionnaire responses are less than 100. N/A is shown where the base number of responses is less than 10 during the period. % is calculated as Quantity/Base number*100

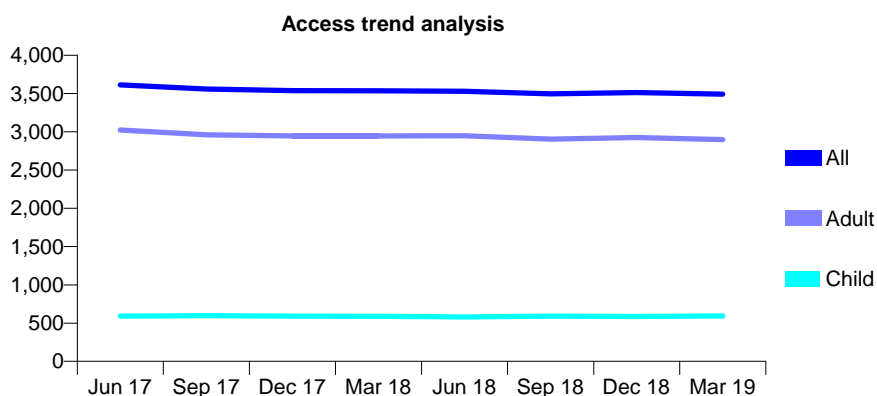
Q59 - Vital Signs At a Glance Contract Report for 724521/0001 - Year end March 2019

Name or company name	MR PM BALDOCK
Contract type name	GDS Contract
Purpose of contract	General
Contract start date	01/04/2006
Contract end date	

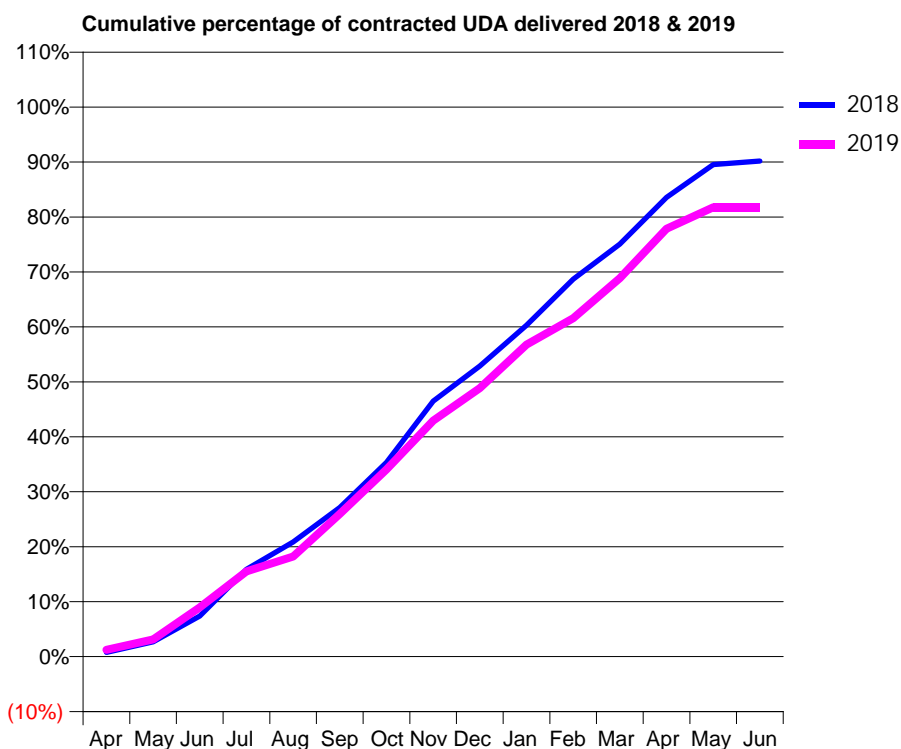
18/19 Contracted general activity (UDA)	9,620
Carry forward general activity (UDA)	0
18/19 Contracted orthodontic activity (UOA)	0
Carry forward orthodontic activity (UOA)	0
Baseline contract value	£218,073.90

ACCESS*

Patients seen in 24 months	Total	Change since previous quarter
Quarter ending March 2018	3,535	
Quarter ending June 2018	3,531	→
Quarter ending September 2018	3,496	→
Quarter ending December 2018	3,512	→
Quarter ending March 2019	3,492	→
Variance since March 2018	(1.2%)	↓



ACTIVITY



Month	Adjusted Scheduled Activity (UDA)	
	2018	2019
April	75	121
May	259	302
June	711	863
July	1,528	1,493
August	2,008	1,753
September	2,609	2,498
October	3,400	3,276
November	4,471	4,131
December	5,086	4,701
January	5,801	5,461
February	6,609	5,924
March	7,223	6,625
April	8,039	7,489
May	8,613	7,866
June	8,676	7,866

QUALITY

	Quantity	Base Number	Contract	AT	Region	England
% of FP17s for the same patient ID Re-attending within 3 months - Children	31	966	3.2%	9.5%	11.5%	11.8%
% of FP17s for the same patient ID Re-attending within 3 months - Adults	453	4,602	9.8%	14.2%	15.2%	15.7%
% of FP17s for the same patient ID Re-attending between 3 & 9 months - Children	726	966	75.2%	61.5%	60.2%	58.9%
% of FP17s for the same patient ID Re-attending between 3 & 9 months - Adults	3,170	4,602	68.9%	52.5%	51.8%	50.8%
% of FP17s for Band 1 Urgent Courses	288	5,510	5.2%	7.9%	8.1%	9.1%
% of FP17s Relating to Free Repair or Replacements	25	5,510	0.5%	0.8%	0.8%	0.8%
% of FP17s Relating to Continuations	60	5,510	1.1%	0.9%	0.9%	0.9%
% of Patients satisfied with the dentistry they have received	2	2	N/A	91.8%	92.7%	92.5%
% of Patients satisfied with the time they had to wait for an appointment	2	2	N/A	86.1%	87.4%	87.0%

* This is based on patients treated on this contract for their most recent course of treatment. Figures in italics indicate the base number of FP17s or Patient Questionnaire responses are less than 100. N/A is shown where the base number of responses is less than 10 during the period. % is calculated as Quantity/Base number*100

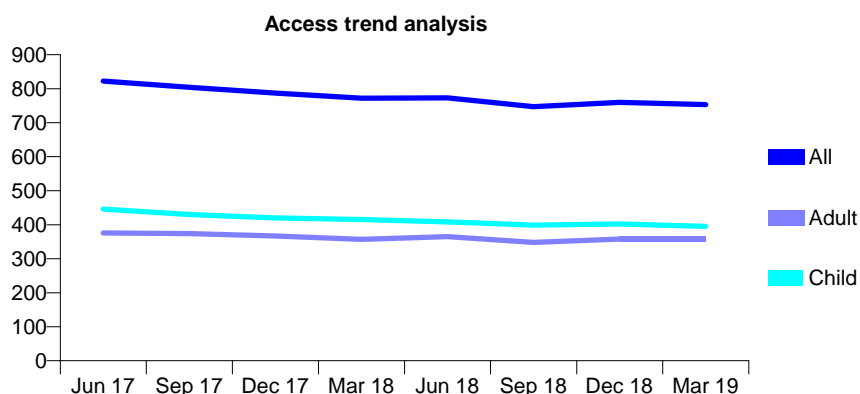
Q59 - Vital Signs At a Glance Contract Report for 736414/0001 - Year end March 2019

Name or company name	MR P PATEL
Contract type name	GDS Contract
Purpose of contract	General
Contract start date	01/04/2006
Contract end date	

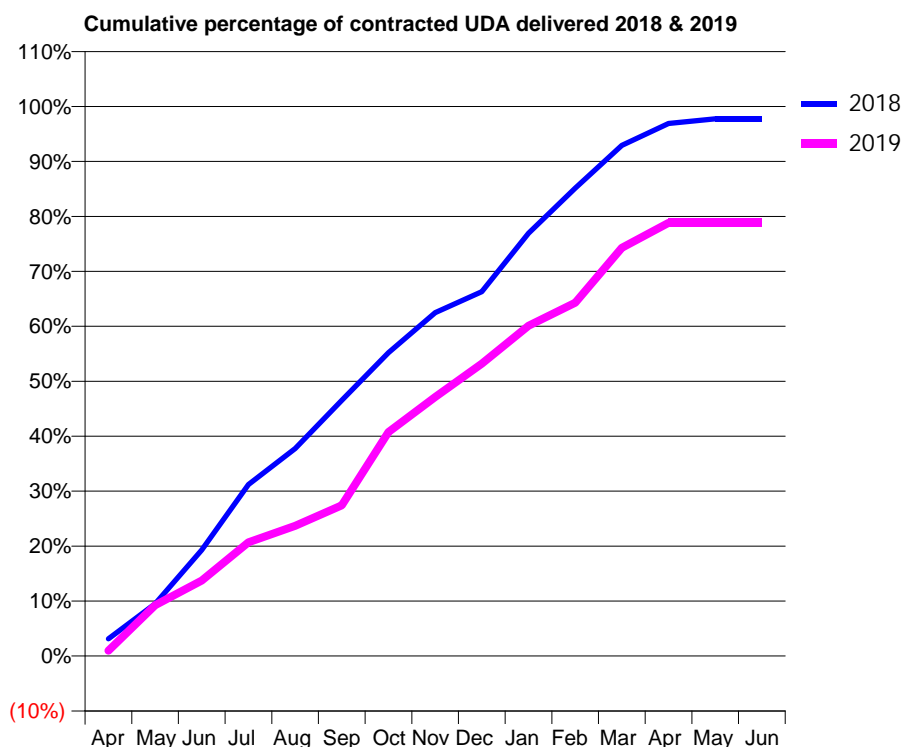
18/19 Contracted general activity (UDA)	1,900
Carry forward general activity (UDA)	43
18/19 Contracted orthodontic activity (UOA)	0
Carry forward orthodontic activity (UOA)	0
Baseline contract value	£44,367.94

ACCESS*

Patients seen in 24 months	Total	Change since previous quarter
Quarter ending March 2018	772	
Quarter ending June 2018	773	→
Quarter ending September 2018	747	↓
Quarter ending December 2018	760	→
Quarter ending March 2019	753	→
Variance since March 2018	(2.5%)	↓



ACTIVITY



Month	Adjusted Scheduled Activity (UDA)	
	2018	2019
April	60	19
May	180	176
June	367	261
July	593	393
August	717	450
September	884	521
October	1,049	774
November	1,187	896
December	1,260	1,010
January	1,462	1,142
February	1,618	1,222
March	1,765	1,411
April	1,841	1,498
May	1,857	1,498
June	1,857	1,498

QUALITY

	Quantity	Base Number	Contract	AT	Region	England
% of FP17s for the same patient ID Re-attending within 3 months - Children	39	533	7.3%	9.5%	11.5%	11.8%
% of FP17s for the same patient ID Re-attending within 3 months - Adults	54	353	15.3%	14.2%	15.2%	15.7%
% of FP17s for the same patient ID Re-attending between 3 & 9 months - Children	334	533	62.7%	61.5%	60.2%	58.9%
% of FP17s for the same patient ID Re-attending between 3 & 9 months - Adults	154	353	43.6%	52.5%	51.8%	50.8%
% of FP17s for Band 1 Urgent Courses	65	904	7.2%	7.9%	8.1%	9.1%
% of FP17s Relating to Free Repair or Replacements	1	904	0.1%	0.8%	0.8%	0.8%
% of FP17s Relating to Continuations	0	904	0.0%	0.9%	0.9%	0.9%
% of Patients satisfied with the dentistry they have received	0	0	N/A	91.8%	92.7%	92.5%
% of Patients satisfied with the time they had to wait for an appointment	0	0	N/A	86.1%	87.4%	87.0%

* This is based on patients treated on this contract for their most recent course of treatment. Figures in italics indicate the base number of FP17s or Patient Questionnaire responses are less than 100. N/A is shown where the base number of responses is less than 10 during the period. % is calculated as Quantity/Base number*100

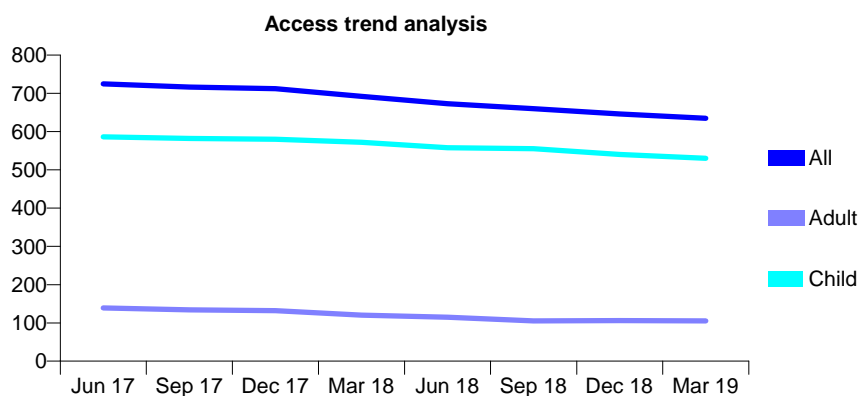
Q59 - Vital Signs At a Glance Contract Report for 746444/0001 - Year end March 2019

Name or company name	MISS ES BUTTERS
Contract type name	GDS Contract
Purpose of contract	General
Contract start date	01/04/2006
Contract end date	

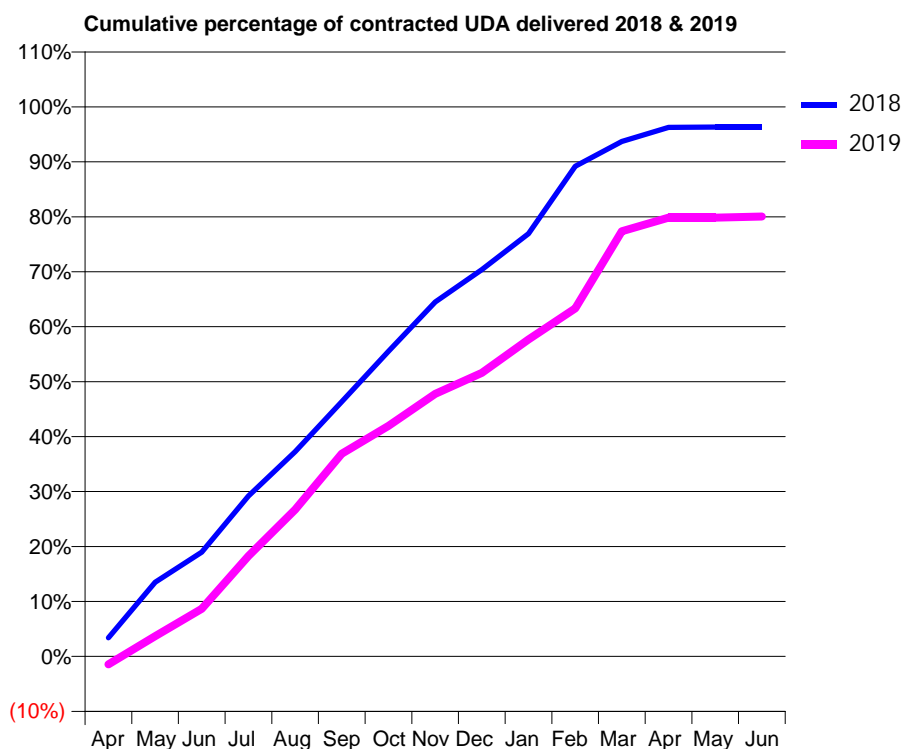
18/19 Contracted general activity (UDA)	1,500
Carry forward general activity (UDA)	55
18/19 Contracted orthodontic activity (UOA)	0
Carry forward orthodontic activity (UOA)	0
Baseline contract value	£31,237.22

ACCESS*

Patients seen in 24 months	Total	Change since previous quarter
Quarter ending March 2018	692	
Quarter ending June 2018	673	↓
Quarter ending September 2018	660	↓
Quarter ending December 2018	646	↓
Quarter ending March 2019	635	↓
Variance since March 2018	(8.2%)	↓



ACTIVITY



Month	Adjusted Scheduled Activity (UDA)	
	2018	2019
April	51	-22
May	203	55
June	285	130
July	438	274
August	559	401
September	695	554
October	833	629
November	967	716
December	1,056	774
January	1,154	865
February	1,338	950
March	1,406	1,161
April	1,444	1,198
May	1,445	1,198
June	1,445	1,201

QUALITY

	Quantity	Base Number	Contract	AT	Region	England
% of FP17s for the same patient ID Re-attending within 3 months - Children	46	920	5.0%	9.5%	11.5%	11.8%
% of FP17s for the same patient ID Re-attending within 3 months - Adults	15	90	16.7%	14.2%	15.2%	15.7%
% of FP17s for the same patient ID Re-attending between 3 & 9 months - Children	717	920	77.9%	61.5%	60.2%	58.9%
% of FP17s for the same patient ID Re-attending between 3 & 9 months - Adults	55	90	61.1%	52.5%	51.8%	50.8%
% of FP17s for Band 1 Urgent Courses	34	1,003	3.4%	7.9%	8.1%	9.1%
% of FP17s Relating to Free Repair or Replacements	0	1,003	0.0%	0.8%	0.8%	0.8%
% of FP17s Relating to Continuations	1	1,003	0.1%	0.9%	0.9%	0.9%
% of Patients satisfied with the dentistry they have received	1	1	N/A	91.8%	92.7%	92.5%
% of Patients satisfied with the time they had to wait for an appointment	1	1	N/A	86.1%	87.4%	87.0%

* This is based on patients treated on this contract for their most recent course of treatment. Figures in italics indicate the base number of FP17s or Patient Questionnaire responses are less than 100. N/A is shown where the base number of responses is less than 10 during the period. % is calculated as Quantity/Base number*100

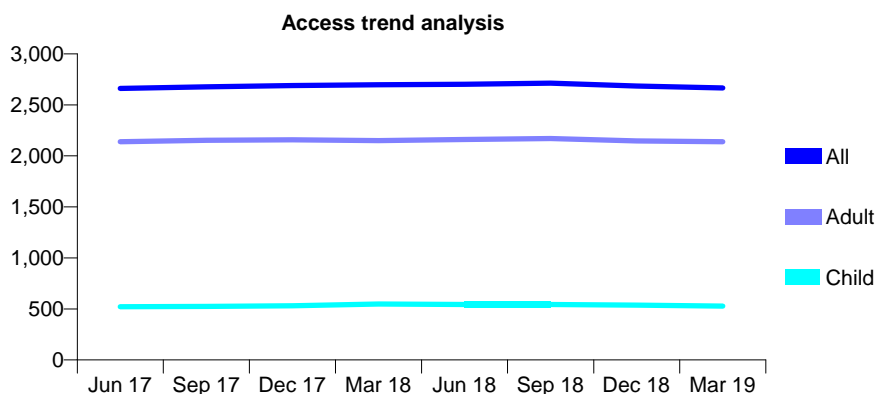
Q59 - Vital Signs At a Glance Contract Report for 749567/0001 - Year end March 2019

Name or company name	MR M PATEL
Contract type name	GDS Contract
Purpose of contract	General
Contract start date	01/04/2006
Contract end date	

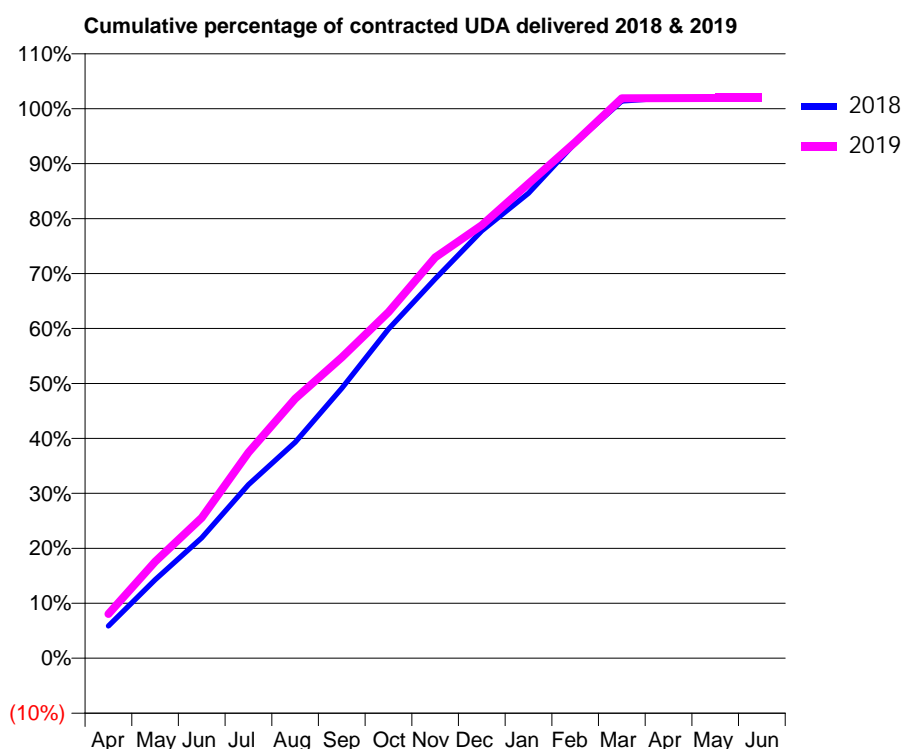
18/19 Contracted general activity (UDA)	8,017
Carry forward general activity (UDA)	-156
18/19 Contracted orthodontic activity (UOA)	0
Carry forward orthodontic activity (UOA)	0
Baseline contract value	£206,362.35

ACCESS*

Patients seen in 24 months	Total	Change since previous quarter
Quarter ending March 2018	2,698	
Quarter ending June 2018	2,703	→
Quarter ending September 2018	2,713	→
Quarter ending December 2018	2,684	↓
Quarter ending March 2019	2,666	→
Variance since March 2018	(1.2%)	↓



ACTIVITY



Month	Adjusted Scheduled Activity (UDA)	
	2018	2019
April	469	645
May	1,145	1,409
June	1,757	2,049
July	2,532	3,002
August	3,151	3,784
September	3,939	4,389
October	4,800	5,049
November	5,534	5,846
December	6,235	6,316
January	6,782	6,923
February	7,516	7,527
March	8,127	8,167
April	8,173	8,171
May	8,173	8,172
June	8,173	8,172

QUALITY

	Quantity	Base Number	Contract	AT	Region	England
% of FP17s for the same patient ID Re-attending within 3 months - Children	144	1,242	11.6%	9.5%	11.5%	11.8%
% of FP17s for the same patient ID Re-attending within 3 months - Adults	589	4,198	14.0%	14.2%	15.2%	15.7%
% of FP17s for the same patient ID Re-attending between 3 & 9 months - Children	938	1,242	75.5%	61.5%	60.2%	58.9%
% of FP17s for the same patient ID Re-attending between 3 & 9 months - Adults	3,151	4,198	75.1%	52.5%	51.8%	50.8%
% of FP17s for Band 1 Urgent Courses	213	5,402	3.9%	7.9%	8.1%	9.1%
% of FP17s Relating to Free Repair or Replacements	9	5,402	0.2%	0.8%	0.8%	0.8%
% of FP17s Relating to Continuations	33	5,402	0.6%	0.9%	0.9%	0.9%
% of Patients satisfied with the dentistry they have received	1	1	N/A	91.8%	92.7%	92.5%
% of Patients satisfied with the time they had to wait for an appointment	1	1	N/A	86.1%	87.4%	87.0%

* This is based on patients treated on this contract for their most recent course of treatment.

Figures in italics indicate the base number of FP17s or Patient Questionnaire responses are less than 100. N/A is shown where the base number of responses is less than 10 during the period. % is calculated as Quantity/Base number*100

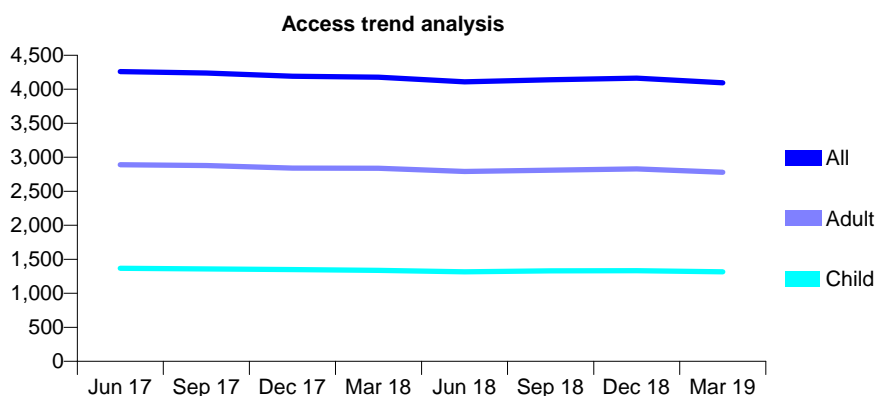
Q59 - Vital Signs At a Glance Contract Report for 750115/0001 - Year end March 2019

Name or company name	MR H CHOTAI
Contract type name	GDS Contract
Purpose of contract	General
Contract start date	01/04/2006
Contract end date	

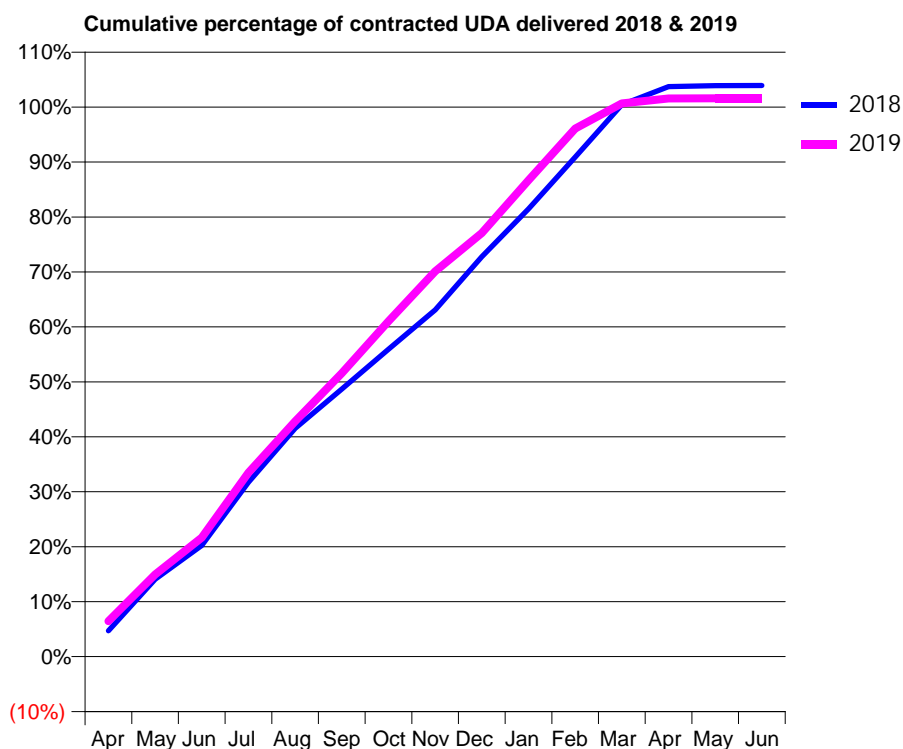
18/19 Contracted general activity (UDA)	9,039
Carry forward general activity (UDA)	-181
18/19 Contracted orthodontic activity (UOA)	0
Carry forward orthodontic activity (UOA)	0
Baseline contract value	£211,841.45

ACCESS*

Patients seen in 24 months	Total	Change since previous quarter
Quarter ending March 2018	4,178	
Quarter ending June 2018	4,108	↓
Quarter ending September 2018	4,140	→
Quarter ending December 2018	4,163	→
Quarter ending March 2019	4,096	↓
Variance since March 2018	(2.0%)	↓



ACTIVITY



Month	Adjusted Scheduled Activity (UDA)	
	2018	2019
April	427	586
May	1,274	1,353
June	1,829	1,958
July	2,868	3,025
August	3,757	3,871
September	4,401	4,660
October	5,054	5,515
November	5,704	6,338
December	6,576	6,965
January	7,365	7,837
February	8,218	8,684
March	9,078	9,098
April	9,374	9,180
May	9,392	9,183
June	9,393	9,184

QUALITY

	Quantity	Base Number	Contract	AT	Region	England
% of FP17s for the same patient ID Re-attending within 3 months - Children	214	2,384	9.0%	9.5%	11.5%	11.8%
% of FP17s for the same patient ID Re-attending within 3 months - Adults	456	4,057	11.2%	14.2%	15.2%	15.7%
% of FP17s for the same patient ID Re-attending between 3 & 9 months - Children	1,699	2,384	71.3%	61.5%	60.2%	58.9%
% of FP17s for the same patient ID Re-attending between 3 & 9 months - Adults	2,609	4,057	64.3%	52.5%	51.8%	50.8%
% of FP17s for Band 1 Urgent Courses	299	5,241	5.7%	7.9%	8.1%	9.1%
% of FP17s Relating to Free Repair or Replacements	20	5,241	0.4%	0.8%	0.8%	0.8%
% of FP17s Relating to Continuations	37	5,241	0.7%	0.9%	0.9%	0.9%
% of Patients satisfied with the dentistry they have received	2	2	N/A	91.8%	92.7%	92.5%
% of Patients satisfied with the time they had to wait for an appointment	2	2	N/A	86.1%	87.4%	87.0%

* This is based on patients treated on this contract for their most recent course of treatment. Figures in italics indicate the base number of FP17s or Patient Questionnaire responses are less than 100. N/A is shown where the base number of responses is less than 10 during the period. % is calculated as Quantity/Base number*100

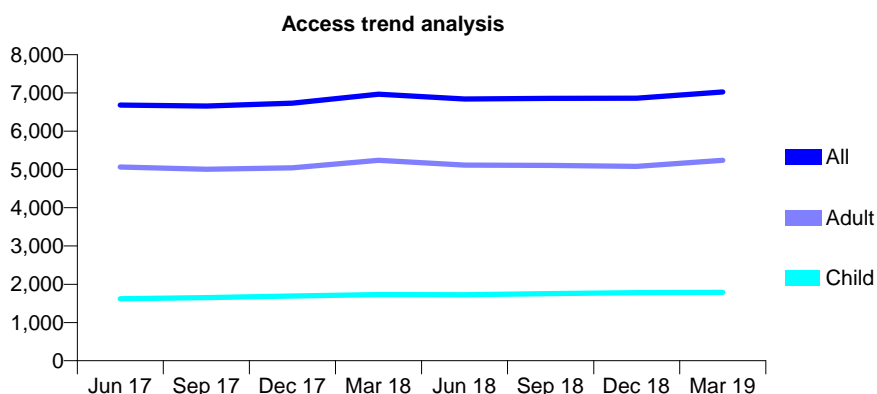
Q59 - Vital Signs At a Glance Contract Report for 751146/0001 - Year end March 2019

Name or company name	MR MB VADHER
Contract type name	GDS Contract
Purpose of contract	General
Contract start date	01/04/2006
Contract end date	

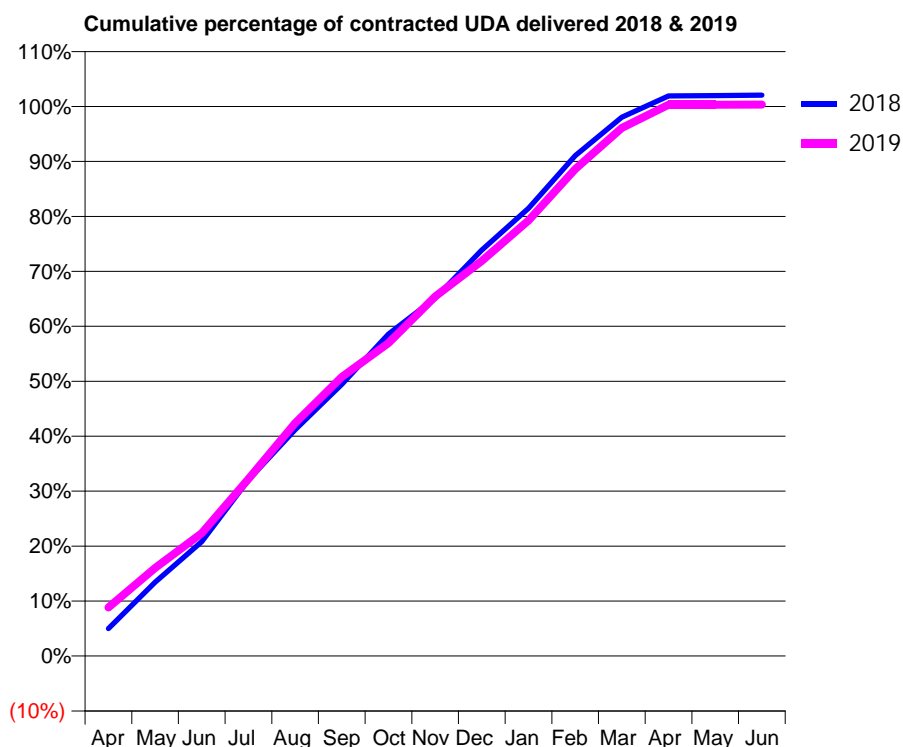
18/19 Contracted general activity (UDA)	17,749
Carry forward general activity (UDA)	-355
18/19 Contracted orthodontic activity (UOA)	0
Carry forward orthodontic activity (UOA)	0
Baseline contract value	£459,033.57

ACCESS*

Patients seen in 24 months	Total	Change since previous quarter
Quarter ending March 2018	6,968	
Quarter ending June 2018	6,842	↓
Quarter ending September 2018	6,859	→
Quarter ending December 2018	6,861	→
Quarter ending March 2019	7,025	↑
Variance since March 2018	0.8%	→



ACTIVITY



Month	Adjusted Scheduled Activity (UDA)	
	2018	2019
April	891	1,570
May	2,389	2,845
June	3,694	3,969
July	5,688	5,724
August	7,310	7,522
September	8,774	9,013
October	10,394	10,106
November	11,562	11,609
December	13,111	12,762
January	14,459	14,065
February	16,158	15,728
March	17,404	17,053
April	18,086	17,803
May	18,100	17,803
June	18,114	17,808

QUALITY

	Quantity	Base Number	Contract	AT	Region	England
% of FP17s for the same patient ID Re-attending within 3 months - Children	69	2,636	2.6%	9.5%	11.5%	11.8%
% of FP17s for the same patient ID Re-attending within 3 months - Adults	397	5,661	7.0%	14.2%	15.2%	15.7%
% of FP17s for the same patient ID Re-attending between 3 & 9 months - Children	1,858	2,636	70.5%	61.5%	60.2%	58.9%
% of FP17s for the same patient ID Re-attending between 3 & 9 months - Adults	1,693	5,661	29.9%	52.5%	51.8%	50.8%
% of FP17s for Band 1 Urgent Courses	114	8,302	1.4%	7.9%	8.1%	9.1%
% of FP17s Relating to Free Repair or Replacements	26	8,302	0.3%	0.8%	0.8%	0.8%
% of FP17s Relating to Continuations	40	8,302	0.5%	0.9%	0.9%	0.9%
% of Patients satisfied with the dentistry they have received	3	3	N/A	91.8%	92.7%	92.5%
% of Patients satisfied with the time they had to wait for an appointment	2	3	N/A	86.1%	87.4%	87.0%

* This is based on patients treated on this contract for their most recent course of treatment. Figures in italics indicate the base number of FP17s or Patient Questionnaire responses are less than 100. N/A is shown where the base number of responses is less than 10 during the period. % is calculated as Quantity/Base number*100

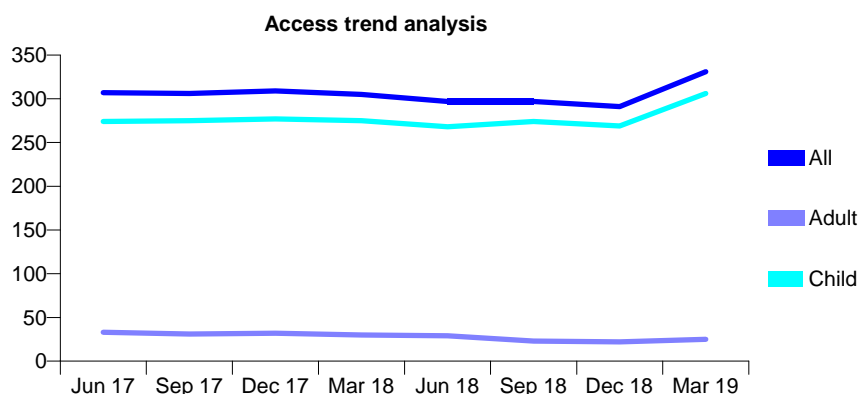
Q59 - Vital Signs At a Glance Contract Report for 752231/0001 - Year end March 2019

Name or company name	Dr R Janjua and Dr H Mehboob
Contract type name	GDS Contract
Purpose of contract	General
Contract start date	01/04/2006
Contract end date	

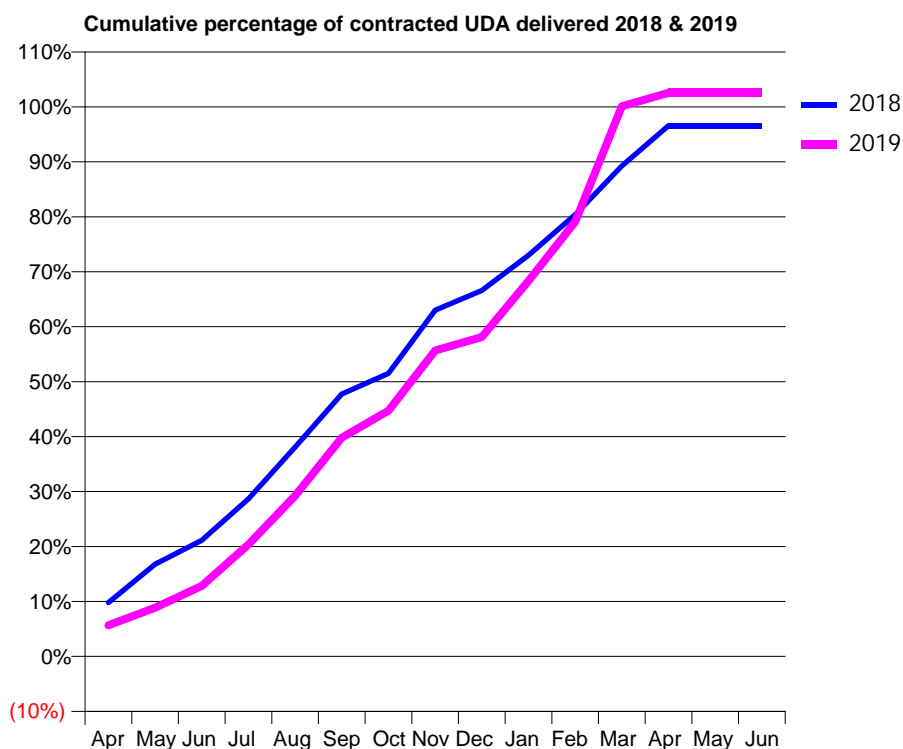
18/19 Contracted general activity (UDA)	530
Carry forward general activity (UDA)	18
18/19 Contracted orthodontic activity (UOA)	0
Carry forward orthodontic activity (UOA)	0
Baseline contract value	£11,620.89

ACCESS*

Patients seen in 24 months	Total	Change since previous quarter
Quarter ending March 2018	305	
Quarter ending June 2018	297	↓
Quarter ending September 2018	297	→
Quarter ending December 2018	291	↓
Quarter ending March 2019	331	↑
Variance since March 2018	8.5%	↑



ACTIVITY



Month	Adjusted Scheduled Activity (UDA)	
	2018	2019
April	52	30
May	89	47
June	112	68
July	152	108
August	202	155
September	253	211
October	273	237
November	334	295
December	353	308
January	387	362
February	426	419
March	473	531
April	512	544
May	512	544
June	512	544

QUALITY

	Quantity	Base Number	Contract	AT	Region	England
% of FP17s for the same patient ID Re-attending within 3 months - Children	13	482	2.7%	9.5%	11.5%	11.8%
% of FP17s for the same patient ID Re-attending within 3 months - Adults	0	3	0.0%	14.2%	15.2%	15.7%
% of FP17s for the same patient ID Re-attending between 3 & 9 months - Children	295	482	61.2%	61.5%	60.2%	58.9%
% of FP17s for the same patient ID Re-attending between 3 & 9 months - Adults	1	3	33.3%	52.5%	51.8%	50.8%
% of FP17s for Band 1 Urgent Courses	4	460	0.9%	7.9%	8.1%	9.1%
% of FP17s Relating to Free Repair or Replacements	0	460	0.0%	0.8%	0.8%	0.8%
% of FP17s Relating to Continuations	0	460	0.0%	0.9%	0.9%	0.9%
% of Patients satisfied with the dentistry they have received	1	1	N/A	91.8%	92.7%	92.5%
% of Patients satisfied with the time they had to wait for an appointment	1	1	N/A	86.1%	87.4%	87.0%

* This is based on patients treated on this contract for their most recent course of treatment. Figures in italics indicate the base number of FP17s or Patient Questionnaire responses are less than 100. N/A is shown where the base number of responses is less than 10 during the period. % is calculated as Quantity/Base number*100

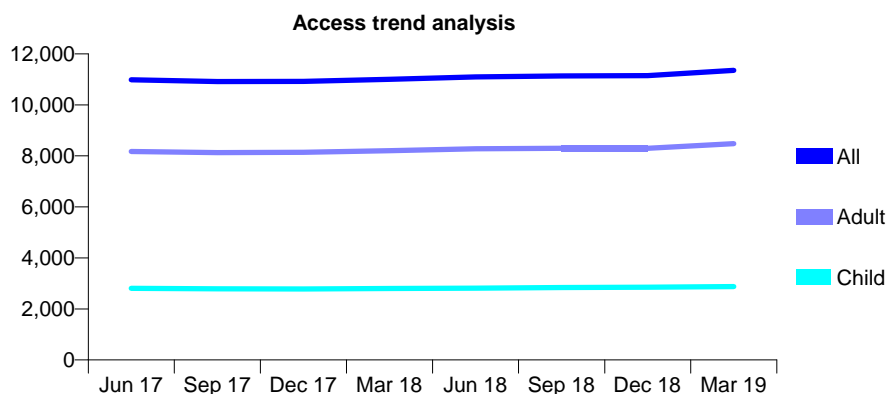
Q59 - Vital Signs At a Glance Contract Report for 763438/0001 - Year end March 2019

Name or company name	MR M SALEEM
Contract type name	GDS Contract
Purpose of contract	General
Contract start date	01/04/2006
Contract end date	

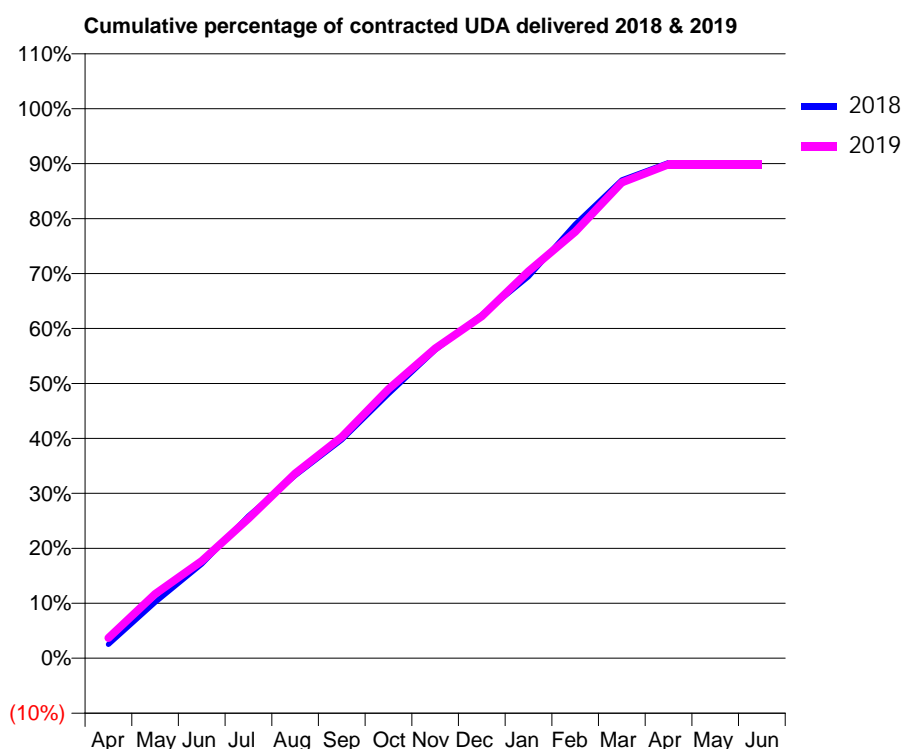
18/19 Contracted general activity (UDA)	34,153
Carry forward general activity (UDA)	0
18/19 Contracted orthodontic activity (UOA)	0
Carry forward orthodontic activity (UOA)	0
Baseline contract value	£774,198.31

ACCESS*

Patients seen in 24 months	Total	Change since previous quarter
Quarter ending March 2018	11,005	
Quarter ending June 2018	11,096	→
Quarter ending September 2018	11,135	→
Quarter ending December 2018	11,147	→
Quarter ending March 2019	11,356	→
Variance since March 2018	3.2%	↑



ACTIVITY



Month	Adjusted Scheduled Activity (UDA)	
	2018	2019
April	869	1,261
May	3,480	3,999
June	5,858	6,048
July	8,841	8,684
August	11,360	11,487
September	13,571	13,756
October	16,432	16,719
November	19,151	19,247
December	21,338	21,244
January	23,713	24,050
February	26,961	26,498
March	29,721	29,571
April	30,792	30,682
May	30,798	30,682
June	30,799	30,689

QUALITY

	Quantity	Base Number	Contract	AT	Region	England
% of FP17s for the same patient ID Re-attending within 3 months - Children	247	4,438	5.6%	9.5%	11.5%	11.8%
% of FP17s for the same patient ID Re-attending within 3 months - Adults	2,016	14,084	14.3%	14.2%	15.2%	15.7%
% of FP17s for the same patient ID Re-attending between 3 & 9 months - Children	2,781	4,438	62.7%	61.5%	60.2%	58.9%
% of FP17s for the same patient ID Re-attending between 3 & 9 months - Adults	8,745	14,084	62.1%	52.5%	51.8%	50.8%
% of FP17s for Band 1 Urgent Courses	1,220	18,579	6.6%	7.9%	8.1%	9.1%
% of FP17s Relating to Free Repair or Replacements	262	18,579	1.4%	0.8%	0.8%	0.8%
% of FP17s Relating to Continuations	182	18,579	1.0%	0.9%	0.9%	0.9%
% of Patients satisfied with the dentistry they have received	9	11	81.8%	91.8%	92.7%	92.5%
% of Patients satisfied with the time they had to wait for an appointment	10	11	90.9%	86.1%	87.4%	87.0%

* This is based on patients treated on this contract for their most recent course of treatment.

Figures in italics indicate the base number of FP17s or Patient Questionnaire responses are less than 100. N/A is shown where the base number of responses is less than 10 during the period. % is calculated as Quantity/Base number*100

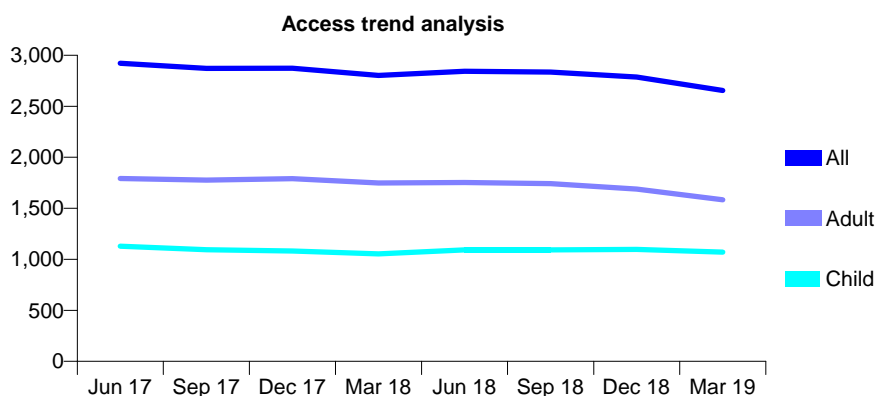
Q59 - Vital Signs At a Glance Contract Report for 764817/0001 - Year end March 2019

Name or company name	MISS A GOHIL
Contract type name	GDS Contract
Purpose of contract	General
Contract start date	01/09/2008
Contract end date	

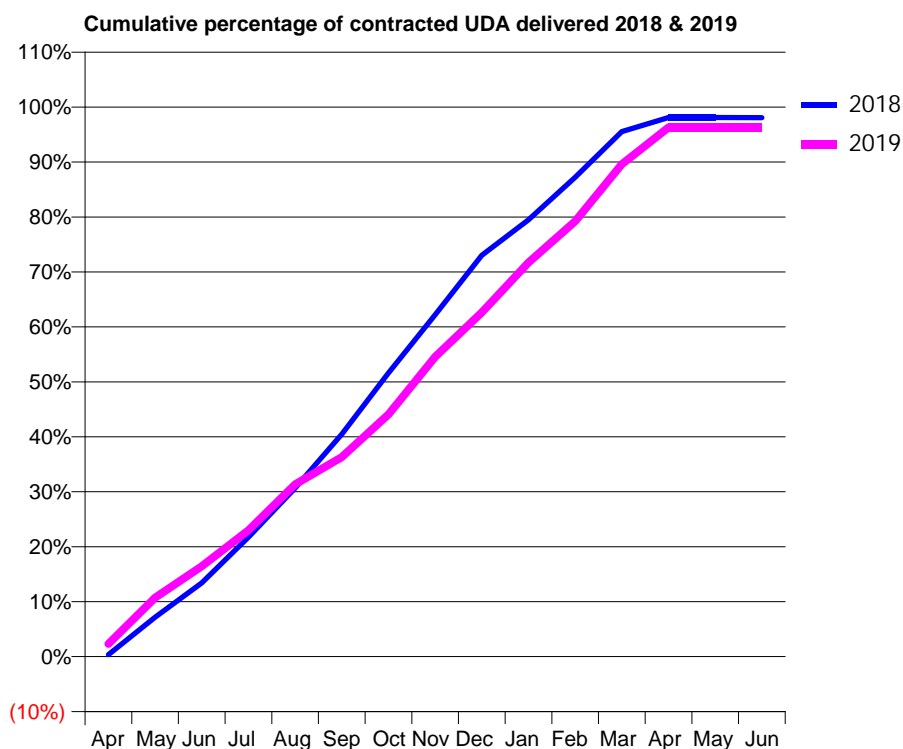
18/19 Contracted general activity (UDA)	8,985
Carry forward general activity (UDA)	174
18/19 Contracted orthodontic activity (UOA)	0
Carry forward orthodontic activity (UOA)	0
Baseline contract value	£210,131.13

ACCESS*

Patients seen in 24 months	Total	Change since previous quarter
Quarter ending March 2018	2,802	
Quarter ending June 2018	2,844	→
Quarter ending September 2018	2,834	→
Quarter ending December 2018	2,786	↓
Quarter ending March 2019	2,654	↓
Variance since March 2018	(5.3%)	↓



ACTIVITY



Month	Adjusted Scheduled Activity (UDA)	
	2018	2019
April	34	208
May	645	966
June	1,206	1,476
July	1,955	2,065
August	2,756	2,817
September	3,635	3,260
October	4,639	3,962
November	5,590	4,902
December	6,561	5,626
January	7,142	6,445
February	7,838	7,117
March	8,584	8,051
April	8,814	8,650
May	8,814	8,650
June	8,811	8,650

QUALITY

	Quantity	Base Number	Contract	AT	Region	England
% of FP17s for the same patient ID Re-attending within 3 months - Children	132	1,726	7.6%	9.5%	11.5%	11.8%
% of FP17s for the same patient ID Re-attending within 3 months - Adults	327	2,157	15.2%	14.2%	15.2%	15.7%
% of FP17s for the same patient ID Re-attending between 3 & 9 months - Children	984	1,726	57.0%	61.5%	60.2%	58.9%
% of FP17s for the same patient ID Re-attending between 3 & 9 months - Adults	1,119	2,157	51.9%	52.5%	51.8%	50.8%
% of FP17s for Band 1 Urgent Courses	210	3,939	5.3%	7.9%	8.1%	9.1%
% of FP17s Relating to Free Repair or Replacements	18	3,939	0.5%	0.8%	0.8%	0.8%
% of FP17s Relating to Continuations	13	3,939	0.3%	0.9%	0.9%	0.9%
% of Patients satisfied with the dentistry they have received	1	1	N/A	91.8%	92.7%	92.5%
% of Patients satisfied with the time they had to wait for an appointment	1	1	N/A	86.1%	87.4%	87.0%

* This is based on patients treated on this contract for their most recent course of treatment. Figures in italics indicate the base number of FP17s or Patient Questionnaire responses are less than 100. N/A is shown where the base number of responses is less than 10 during the period. % is calculated as Quantity/Base number*100

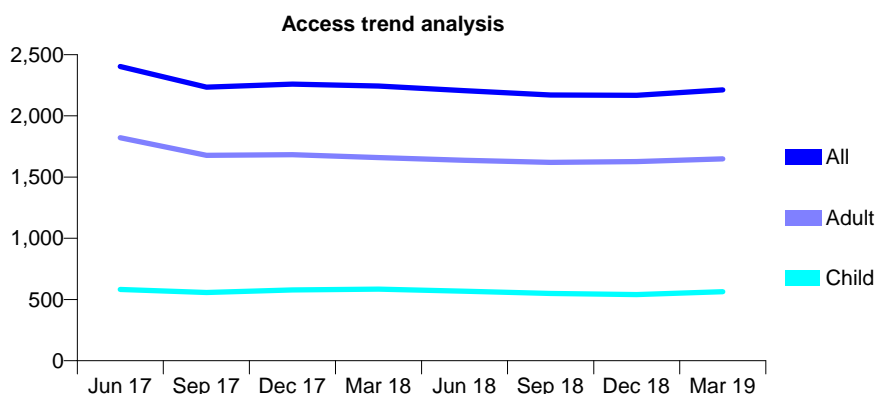
Q59 - Vital Signs At a Glance Contract Report for 766275/0001 - Year end March 2019

Name or company name	MR CV MARU
Contract type name	GDS Contract
Purpose of contract	General
Contract start date	01/04/2006
Contract end date	

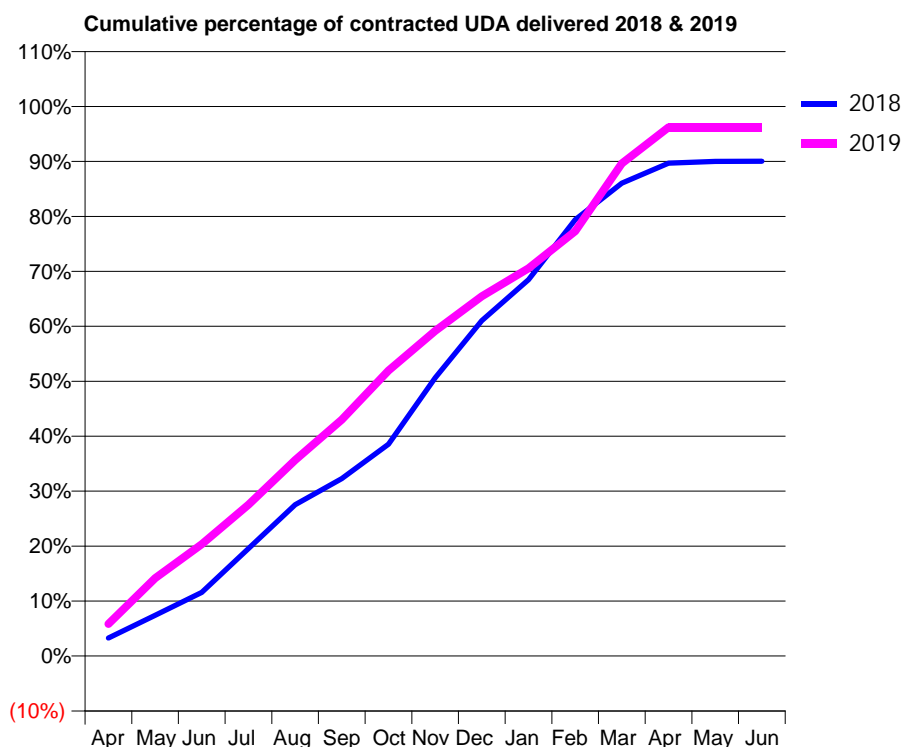
18/19 Contracted general activity (UDA)	5,414
Carry forward general activity (UDA)	0
18/19 Contracted orthodontic activity (UOA)	0
Carry forward orthodontic activity (UOA)	0
Baseline contract value	£153,802.93

ACCESS*

Patients seen in 24 months	Total	Change since previous quarter
Quarter ending March 2018	2,244	
Quarter ending June 2018	2,205	↓
Quarter ending September 2018	2,170	↓
Quarter ending December 2018	2,168	→
Quarter ending March 2019	2,213	↑
Variance since March 2018	(1.4%)	↓



ACTIVITY



Month	Adjusted Scheduled Activity (UDA)	
	2018	2019
April	177	316
May	402	767
June	628	1,101
July	1,059	1,491
August	1,490	1,930
September	1,748	2,329
October	2,087	2,813
November	2,742	3,202
December	3,303	3,544
January	3,706	3,820
February	4,299	4,185
March	4,658	4,853
April	4,855	5,209
May	4,872	5,209
June	4,875	5,209

QUALITY

	Quantity	Base Number	Contract	AT	Region	England
% of FP17s for the same patient ID Re-attending within 3 months - Children	82	1,144	7.2%	9.5%	11.5%	11.8%
% of FP17s for the same patient ID Re-attending within 3 months - Adults	404	2,995	13.5%	14.2%	15.2%	15.7%
% of FP17s for the same patient ID Re-attending between 3 & 9 months - Children	720	1,144	62.9%	61.5%	60.2%	58.9%
% of FP17s for the same patient ID Re-attending between 3 & 9 months - Adults	1,880	2,995	62.8%	52.5%	51.8%	50.8%
% of FP17s for Band 1 Urgent Courses	157	2,739	5.7%	7.9%	8.1%	9.1%
% of FP17s Relating to Free Repair or Replacements	60	2,739	2.2%	0.8%	0.8%	0.8%
% of FP17s Relating to Continuations	12	2,739	0.4%	0.9%	0.9%	0.9%
% of Patients satisfied with the dentistry they have received	1	1	N/A	91.8%	92.7%	92.5%
% of Patients satisfied with the time they had to wait for an appointment	1	1	N/A	86.1%	87.4%	87.0%

* This is based on patients treated on this contract for their most recent course of treatment. Figures in italics indicate the base number of FP17s or Patient Questionnaire responses are less than 100. N/A is shown where the base number of responses is less than 10 during the period. % is calculated as Quantity/Base number*100

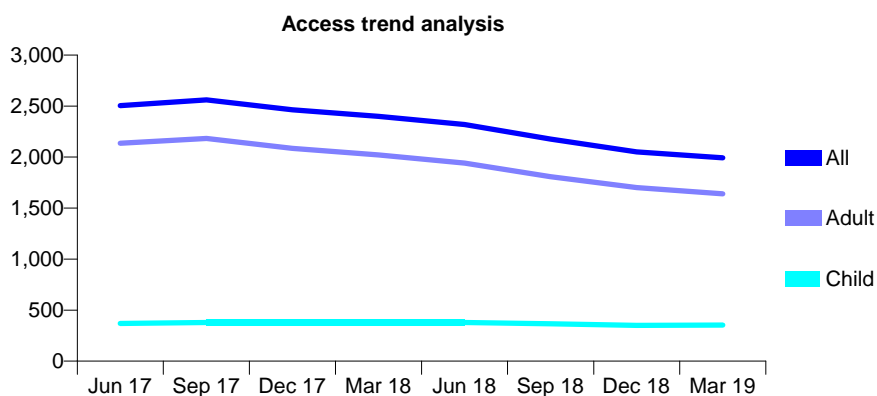
Q59 - Vital Signs At a Glance Contract Report for 774677/0001 - Year end March 2019

Name or company name	Mrs C Patel
Contract type name	GDS Contract
Purpose of contract	General
Contract start date	01/04/2006
Contract end date	

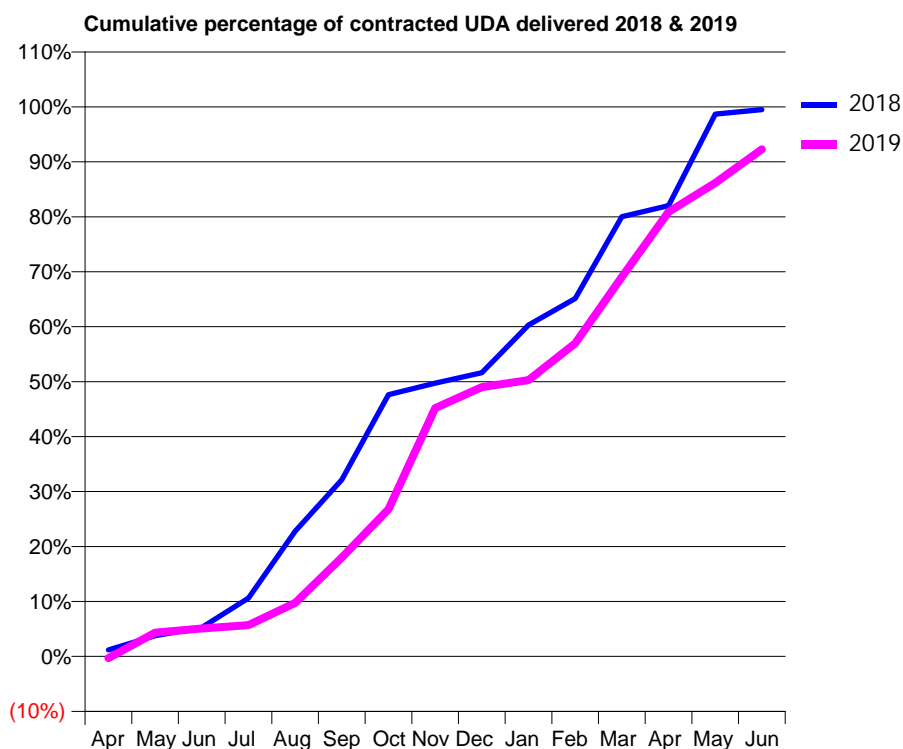
18/19 Contracted general activity (UDA)	7,072
Carry forward general activity (UDA)	37
18/19 Contracted orthodontic activity (UOA)	0
Carry forward orthodontic activity (UOA)	0
Baseline contract value	£129,163.38

ACCESS*

Patients seen in 24 months	Total	Change since previous quarter
Quarter ending March 2018	2,399	
Quarter ending June 2018	2,319	↓
Quarter ending September 2018	2,176	↓
Quarter ending December 2018	2,052	↓
Quarter ending March 2019	1,993	↓
Variance since March 2018	(16.9%)	↓



ACTIVITY



Month	Adjusted Scheduled Activity (UDA)	
	2018	2019
April	83	-23
May	268	306
June	371	359
July	751	402
August	1,612	689
September	2,272	1,273
October	3,368	1,894
November	3,518	3,196
December	3,651	3,467
January	4,263	3,557
February	4,608	4,029
March	5,659	4,882
April	5,801	5,721
May	6,978	6,093
June	7,035	6,525

QUALITY

	Quantity	Base Number	Contract	AT	Region	England
% of FP17s for the same patient ID Re-attending within 3 months - Children	64	524	12.2%	9.5%	11.5%	11.8%
% of FP17s for the same patient ID Re-attending within 3 months - Adults	249	1,423	17.5%	14.2%	15.2%	15.7%
% of FP17s for the same patient ID Re-attending between 3 & 9 months - Children	309	524	59.0%	61.5%	60.2%	58.9%
% of FP17s for the same patient ID Re-attending between 3 & 9 months - Adults	518	1,423	36.4%	52.5%	51.8%	50.8%
% of FP17s for Band 1 Urgent Courses	315	2,072	15.2%	7.9%	8.1%	9.1%
% of FP17s Relating to Free Repair or Replacements	21	2,072	1.0%	0.8%	0.8%	0.8%
% of FP17s Relating to Continuations	6	2,072	0.3%	0.9%	0.9%	0.9%
% of Patients satisfied with the dentistry they have received	0	0	N/A	91.8%	92.7%	92.5%
% of Patients satisfied with the time they had to wait for an appointment	0	0	N/A	86.1%	87.4%	87.0%

* This is based on patients treated on this contract for their most recent course of treatment.

Figures in italics indicate the base number of FP17s or Patient Questionnaire responses are less than 100. N/A is shown where the base number of responses is less than 10 during the period. % is calculated as Quantity/Base number*100

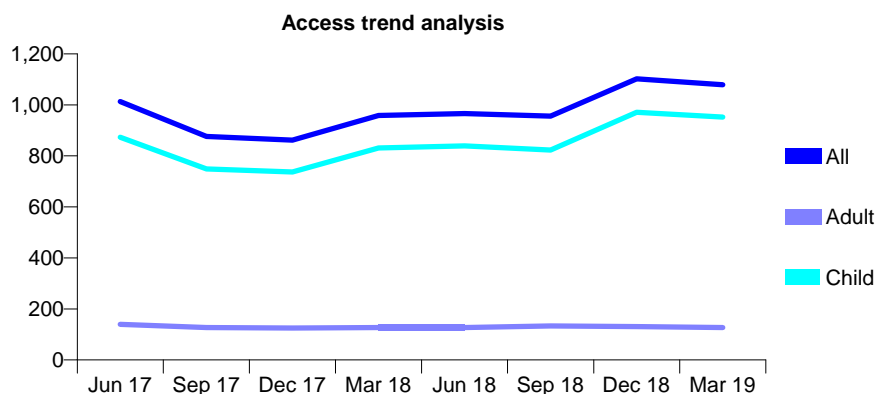
Q59 - Vital Signs At a Glance Contract Report for 787930/0001 - Year end March 2019

Name or company name	MISS G DENTITH
Contract type name	GDS Contract
Purpose of contract	General
Contract start date	02/08/2013
Contract end date	

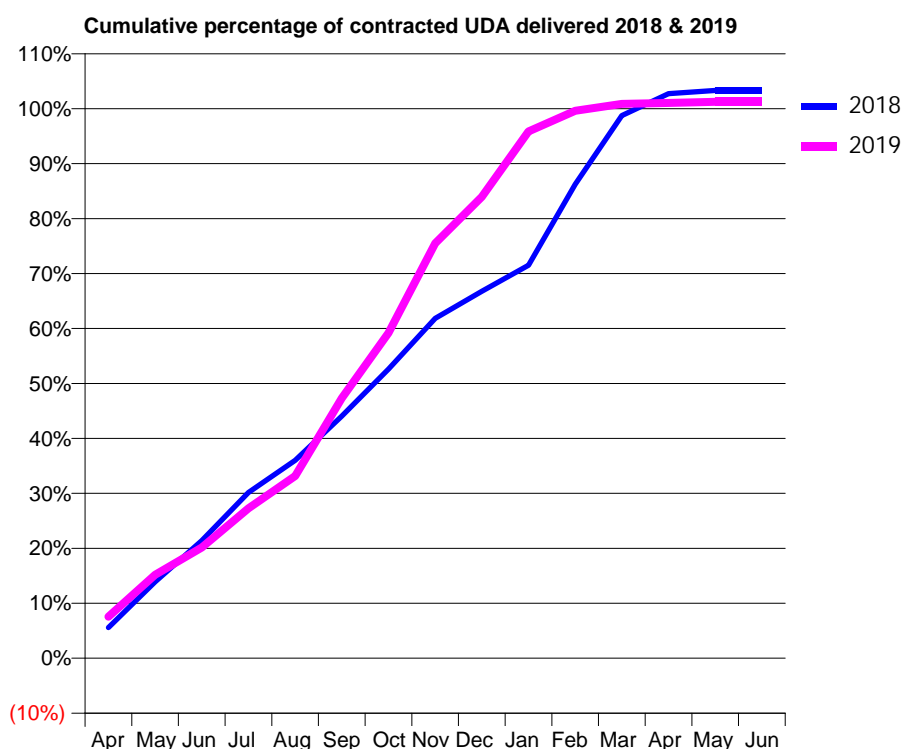
18/19 Contracted general activity (UDA)	2,400
Carry forward general activity (UDA)	-48
18/19 Contracted orthodontic activity (UOA)	0
Carry forward orthodontic activity (UOA)	0
Baseline contract value	£89,309.38

ACCESS*

Patients seen in 24 months	Total	Change since previous quarter
Quarter ending March 2018	958	
Quarter ending June 2018	966	→
Quarter ending September 2018	956	↓
Quarter ending December 2018	1,102	↑
Quarter ending March 2019	1,079	↓
Variance since March 2018	12.6%	↑



ACTIVITY



Month	Adjusted Scheduled Activity (UDA)	
	2018	2019
April	134	182
May	334	365
June	513	484
July	723	654
August	864	796
September	1,058	1,135
October	1,262	1,421
November	1,484	1,812
December	1,602	2,015
January	1,716	2,300
February	2,070	2,391
March	2,369	2,421
April	2,466	2,425
May	2,480	2,430
June	2,480	2,430

QUALITY

	Quantity	Base Number	Contract	AT	Region	England
% of FP17s for the same patient ID Re-attending within 3 months - Children	74	1,385	5.3%	9.5%	11.5%	11.8%
% of FP17s for the same patient ID Re-attending within 3 months - Adults	6	72	8.3%	14.2%	15.2%	15.7%
% of FP17s for the same patient ID Re-attending between 3 & 9 months - Children	766	1,385	55.3%	61.5%	60.2%	58.9%
% of FP17s for the same patient ID Re-attending between 3 & 9 months - Adults	38	72	52.8%	52.5%	51.8%	50.8%
% of FP17s for Band 1 Urgent Courses	75	1,399	5.4%	7.9%	8.1%	9.1%
% of FP17s Relating to Free Repair or Replacements	0	1,399	0.0%	0.8%	0.8%	0.8%
% of FP17s Relating to Continuations	0	1,399	0.0%	0.9%	0.9%	0.9%
% of Patients satisfied with the dentistry they have received	0	0	N/A	91.8%	92.7%	92.5%
% of Patients satisfied with the time they had to wait for an appointment	0	0	N/A	86.1%	87.4%	87.0%

* This is based on patients treated on this contract for their most recent course of treatment.

Figures in italics indicate the base number of FP17s or Patient Questionnaire responses are less than 100. N/A is shown where the base number of responses is less than 10 during the period. % is calculated as Quantity/Base number*100

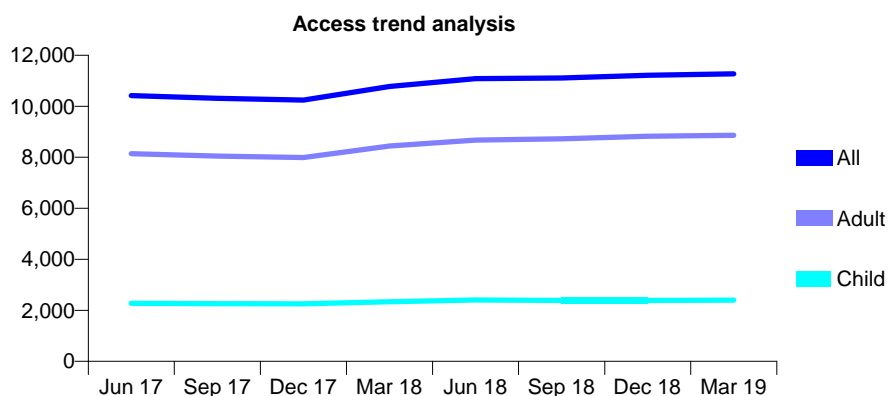
Q59 - Vital Signs At a Glance Contract Report for 796964/0002 - Year end March 2019

Name or company name	MR A SMITH
Contract type name	GDS Contract
Purpose of contract	General and Orthodontic
Contract start date	01/08/2014
Contract end date	

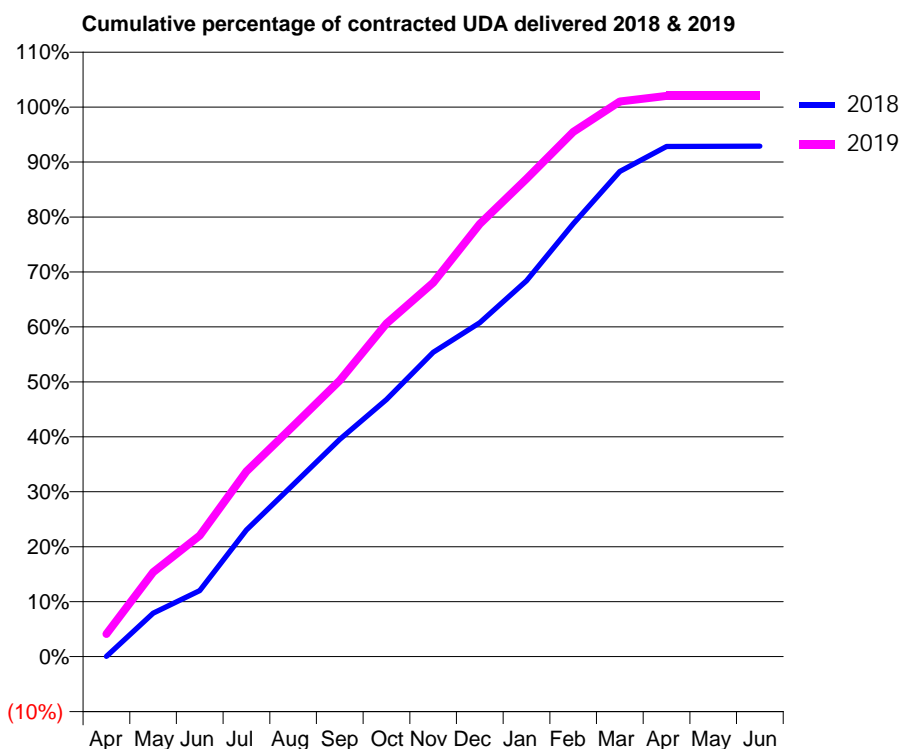
18/19 Contracted general activity (UDA)	33,500
Carry forward general activity (UDA)	0
18/19 Contracted orthodontic activity (UOA)	707
Carry forward orthodontic activity (UOA)	0
Baseline contract value	£961,334.38

ACCESS*

Patients seen in 24 months	Total	Change since previous quarter
Quarter ending March 2018	10,781	
Quarter ending June 2018	11,081	↑
Quarter ending September 2018	11,109	→
Quarter ending December 2018	11,212	→
Quarter ending March 2019	11,271	→
Variance since March 2018	4.5%	↑



ACTIVITY



Month	Adjusted Scheduled Activity (UDA)	
	2018	2019
April	13	1,383
May	2,646	5,146
June	4,032	7,374
July	7,719	11,297
August	10,485	14,052
September	13,247	16,832
October	15,677	20,301
November	18,554	22,800
December	20,357	26,374
January	22,914	29,122
February	26,385	31,984
March	29,572	33,839
April	31,098	34,182
May	31,107	34,176
June	31,117	34,178

QUALITY

	Quantity	Base Number	Contract	AT	Region	England
% of FP17s for the same patient ID Re-attending within 3 months - Children	335	4,115	8.1%	9.5%	11.5%	11.8%
% of FP17s for the same patient ID Re-attending within 3 months - Adults	2,593	15,489	16.7%	14.2%	15.2%	15.7%
% of FP17s for the same patient ID Re-attending between 3 & 9 months - Children	2,845	4,115	69.1%	61.5%	60.2%	58.9%
% of FP17s for the same patient ID Re-attending between 3 & 9 months - Adults	9,857	15,489	63.6%	52.5%	51.8%	50.8%
% of FP17s for Band 1 Urgent Courses	1,321	19,047	6.9%	7.9%	8.1%	9.1%
% of FP17s Relating to Free Repair or Replacements	511	19,047	2.7%	0.8%	0.8%	0.8%
% of FP17s Relating to Continuations	302	19,047	1.6%	0.9%	0.9%	0.9%
% of Patients satisfied with the dentistry they have received	6	7	N/A	91.8%	92.7%	92.5%
% of Patients satisfied with the time they had to wait for an appointment	6	7	N/A	86.1%	87.4%	87.0%

* This is based on patients treated on this contract for their most recent course of treatment. Figures in italics indicate the base number of FP17s or Patient Questionnaire responses are less than 100. N/A is shown where the base number of responses is less than 10 during the period. % is calculated as Quantity/Base number*100

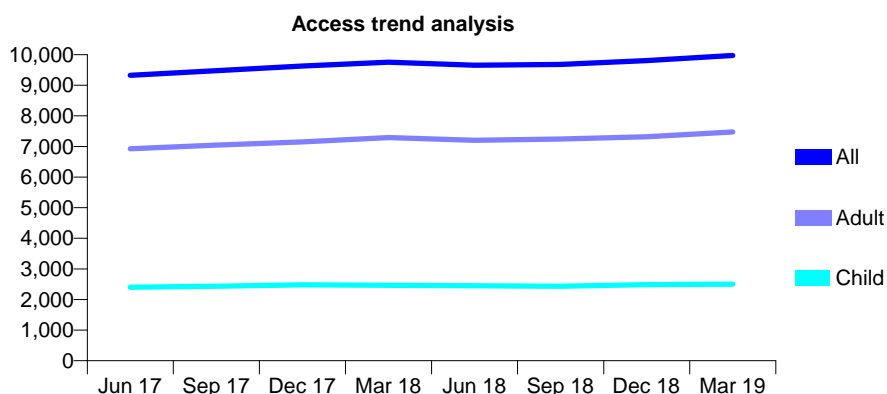
Q59 - Vital Signs At a Glance Contract Report for 810886/0001 - Year end March 2019

Name or company name	E Coyle, N Banton & R Bryant
Contract type name	GDS Contract
Purpose of contract	General
Contract start date	01/04/2006
Contract end date	

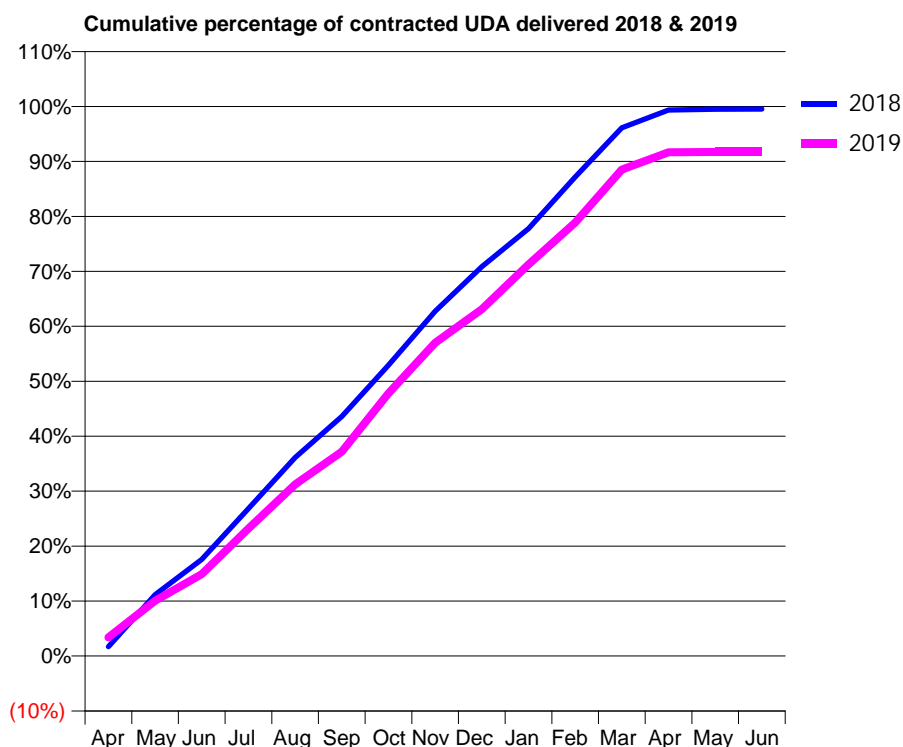
18/19 Contracted general activity (UDA)	25,717
Carry forward general activity (UDA)	122
18/19 Contracted orthodontic activity (UOA)	0
Carry forward orthodontic activity (UOA)	0
Baseline contract value	£572,676.10

ACCESS*

Patients seen in 24 months	Total	Change since previous quarter
Quarter ending March 2018	9,752	
Quarter ending June 2018	9,654	↓
Quarter ending September 2018	9,679	→
Quarter ending December 2018	9,805	→
Quarter ending March 2019	9,978	→
Variance since March 2018	2.3%	↑



ACTIVITY



Month	Adjusted Scheduled Activity (UDA)	
	2018	2019
April	443	874
May	2,875	2,588
June	4,523	3,826
July	6,908	5,964
August	9,290	8,034
September	11,203	9,561
October	13,617	12,297
November	16,134	14,661
December	18,217	16,223
January	20,000	18,326
February	22,417	20,283
March	24,717	22,763
April	25,552	23,573
May	25,593	23,589
June	25,595	23,589

QUALITY

	Quantity	Base Number	Contract	AT	Region	England
% of FP17s for the same patient ID Re-attending within 3 months - Children	255	4,003	6.4%	9.5%	11.5%	11.8%
% of FP17s for the same patient ID Re-attending within 3 months - Adults	1,137	10,516	10.8%	14.2%	15.2%	15.7%
% of FP17s for the same patient ID Re-attending between 3 & 9 months - Children	2,690	4,003	67.2%	61.5%	60.2%	58.9%
% of FP17s for the same patient ID Re-attending between 3 & 9 months - Adults	6,436	10,516	61.2%	52.5%	51.8%	50.8%
% of FP17s for Band 1 Urgent Courses	932	13,635	6.8%	7.9%	8.1%	9.1%
% of FP17s Relating to Free Repair or Replacements	109	13,635	0.8%	0.8%	0.8%	0.8%
% of FP17s Relating to Continuations	65	13,635	0.5%	0.9%	0.9%	0.9%
% of Patients satisfied with the dentistry they have received	3	3	N/A	91.8%	92.7%	92.5%
% of Patients satisfied with the time they had to wait for an appointment	2	3	N/A	86.1%	87.4%	87.0%

* This is based on patients treated on this contract for their most recent course of treatment. Figures in italics indicate the base number of FP17s or Patient Questionnaire responses are less than 100. N/A is shown where the base number of responses is less than 10 during the period. % is calculated as Quantity/Base number*100

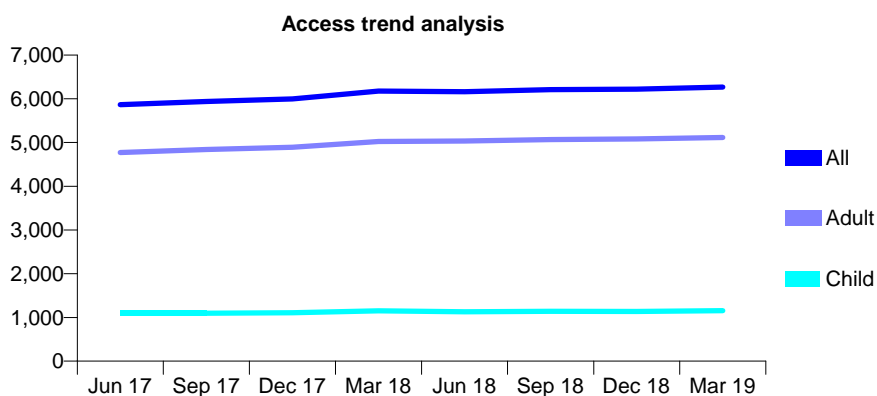
Q59 - Vital Signs At a Glance Contract Report for 812692/0001 - Year end March 2019

Name or company name	MR RD KIDY
Contract type name	GDS Contract
Purpose of contract	General and Orthodontic
Contract start date	01/04/2006
Contract end date	

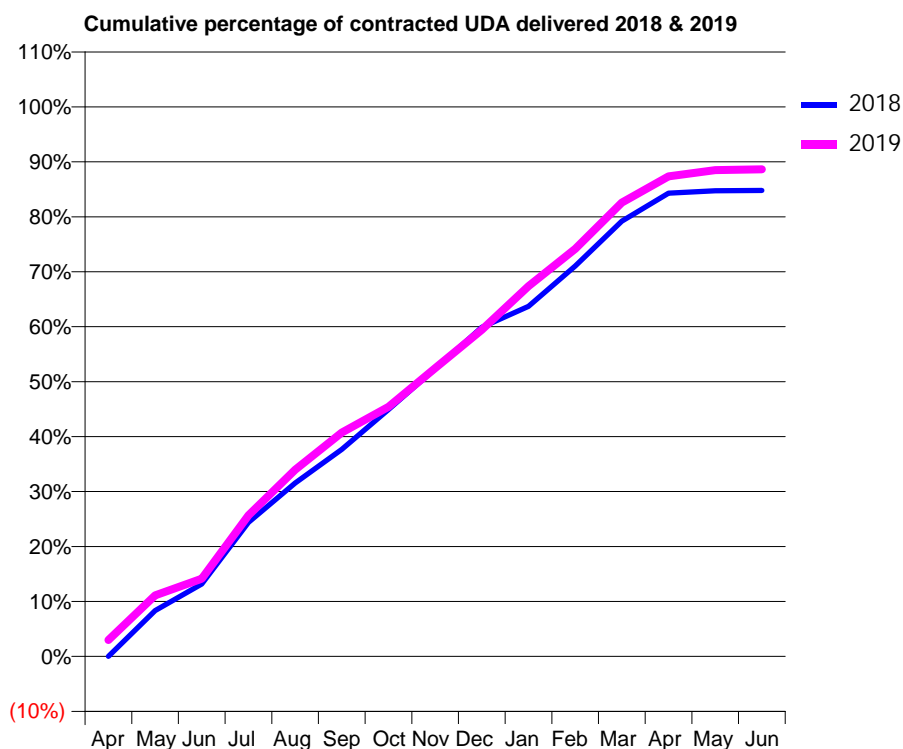
18/19 Contracted general activity (UDA)	18,737
Carry forward general activity (UDA)	0
18/19 Contracted orthodontic activity (UOA)	467
Carry forward orthodontic activity (UOA)	0
Baseline contract value	£421,369.82

ACCESS*

Patients seen in 24 months	Total	Change since previous quarter
Quarter ending March 2018	6,176	
Quarter ending June 2018	6,164	→
Quarter ending September 2018	6,208	→
Quarter ending December 2018	6,220	→
Quarter ending March 2019	6,270	→
Variance since March 2018	1.5%	→



ACTIVITY



Month	Adjusted Scheduled Activity (UDA)	
	2018	2019
April	0	560
May	1,565	2,084
June	2,473	2,647
July	4,573	4,813
August	5,912	6,363
September	7,061	7,631
October	8,417	8,510
November	9,809	9,827
December	11,218	11,135
January	11,936	12,622
February	13,309	13,891
March	14,837	15,473
April	15,794	16,367
May	15,875	16,580
June	15,887	16,607

QUALITY

	Quantity	Base Number	Contract	AT	Region	England
% of FP17s for the same patient ID Re-attending within 3 months - Children	117	1,934	6.0%	9.5%	11.5%	11.8%
% of FP17s for the same patient ID Re-attending within 3 months - Adults	832	7,849	10.6%	14.2%	15.2%	15.7%
% of FP17s for the same patient ID Re-attending between 3 & 9 months - Children	1,250	1,934	64.6%	61.5%	60.2%	58.9%
% of FP17s for the same patient ID Re-attending between 3 & 9 months - Adults	4,767	7,849	60.7%	52.5%	51.8%	50.8%
% of FP17s for Band 1 Urgent Courses	512	9,671	5.3%	7.9%	8.1%	9.1%
% of FP17s Relating to Free Repair or Replacements	59	9,671	0.6%	0.8%	0.8%	0.8%
% of FP17s Relating to Continuations	51	9,671	0.5%	0.9%	0.9%	0.9%
% of Patients satisfied with the dentistry they have received	2	2	N/A	91.8%	92.7%	92.5%
% of Patients satisfied with the time they had to wait for an appointment	2	2	N/A	86.1%	87.4%	87.0%

* This is based on patients treated on this contract for their most recent course of treatment. Figures in italics indicate the base number of FP17s or Patient Questionnaire responses are less than 100. N/A is shown where the base number of responses is less than 10 during the period. % is calculated as Quantity/Base number*100

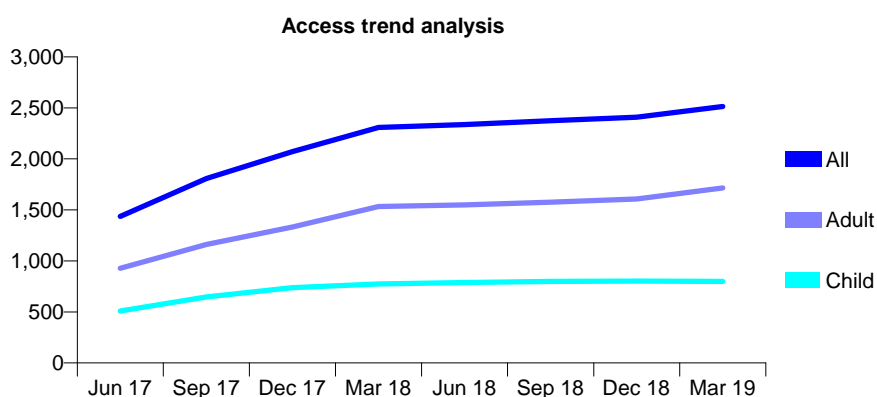
Q59 - Vital Signs At a Glance Contract Report for 812811/0001 - Year end March 2019

Name or company name	MRS S KAUR
Contract type name	GDS Contract
Purpose of contract	General
Contract start date	01/04/2006
Contract end date	

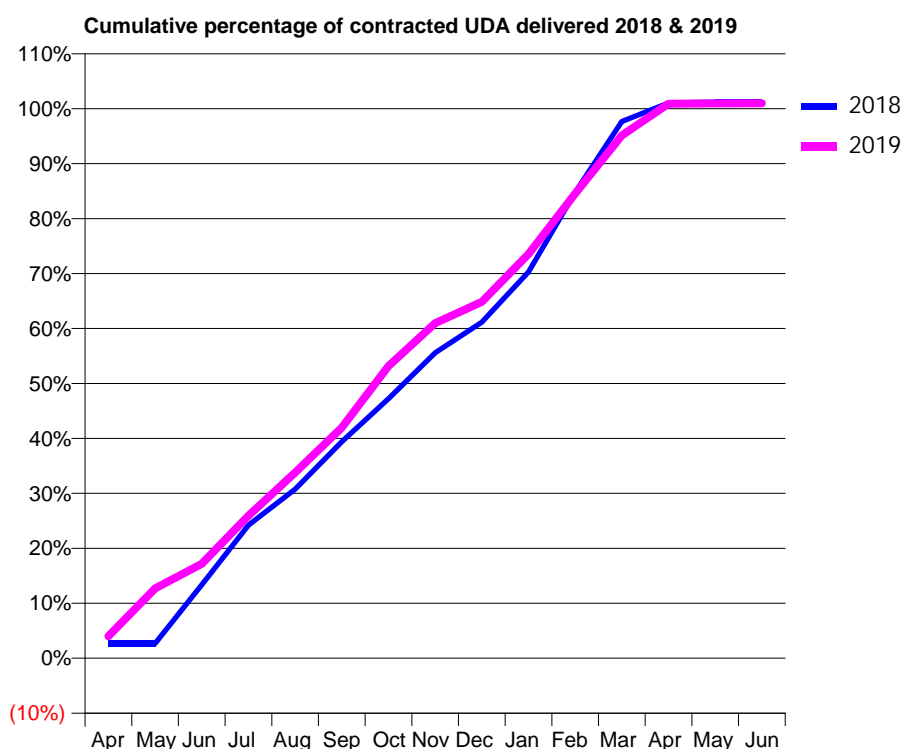
18/19 Contracted general activity (UDA)	7,982
Carry forward general activity (UDA)	-108
18/19 Contracted orthodontic activity (UOA)	0
Carry forward orthodontic activity (UOA)	0
Baseline contract value	£210,555.49

ACCESS*

Patients seen in 24 months	Total	Change since previous quarter
Quarter ending March 2018	2,308	
Quarter ending June 2018	2,336	→
Quarter ending September 2018	2,375	→
Quarter ending December 2018	2,409	→
Quarter ending March 2019	2,515	↑
Variance since March 2018	9.0%	↑



ACTIVITY



Month	Adjusted Scheduled Activity (UDA)	
	2018	2019
April	216	320
May	216	1,015
June	1,067	1,371
July	1,931	2,069
August	2,454	2,698
September	3,145	3,347
October	3,769	4,243
November	4,437	4,867
December	4,879	5,176
January	5,611	5,871
February	6,769	6,749
March	7,795	7,592
April	8,065	8,052
May	8,077	8,058
June	8,077	8,061

QUALITY

	Quantity	Base Number	Contract	AT	Region	England
% of FP17s for the same patient ID Re-attending within 3 months - Children	154	1,283	12.0%	9.5%	11.5%	11.8%
% of FP17s for the same patient ID Re-attending within 3 months - Adults	367	2,072	17.7%	14.2%	15.2%	15.7%
% of FP17s for the same patient ID Re-attending between 3 & 9 months - Children	800	1,283	62.4%	61.5%	60.2%	58.9%
% of FP17s for the same patient ID Re-attending between 3 & 9 months - Adults	943	2,072	45.5%	52.5%	51.8%	50.8%
% of FP17s for Band 1 Urgent Courses	342	3,325	10.3%	7.9%	8.1%	9.1%
% of FP17s Relating to Free Repair or Replacements	27	3,325	0.8%	0.8%	0.8%	0.8%
% of FP17s Relating to Continuations	13	3,325	0.4%	0.9%	0.9%	0.9%
% of Patients satisfied with the dentistry they have received	0	0	N/A	91.8%	92.7%	92.5%
% of Patients satisfied with the time they had to wait for an appointment	0	0	N/A	86.1%	87.4%	87.0%

* This is based on patients treated on this contract for their most recent course of treatment.

Figures in italics indicate the base number of FP17s or Patient Questionnaire responses are less than 100. N/A is shown where the base number of responses is less than 10 during the period. % is calculated as Quantity/Base number*100

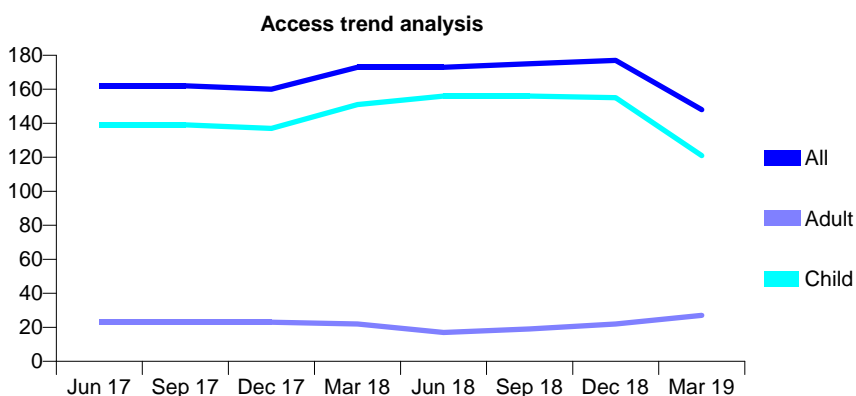
Q59 - Vital Signs At a Glance Contract Report for 813907/0001 - Year end March 2019

Name or company name	Dr R Janjua & Dr H Mehboob
Contract type name	GDS Contract
Purpose of contract	General
Contract start date	01/04/2006
Contract end date	

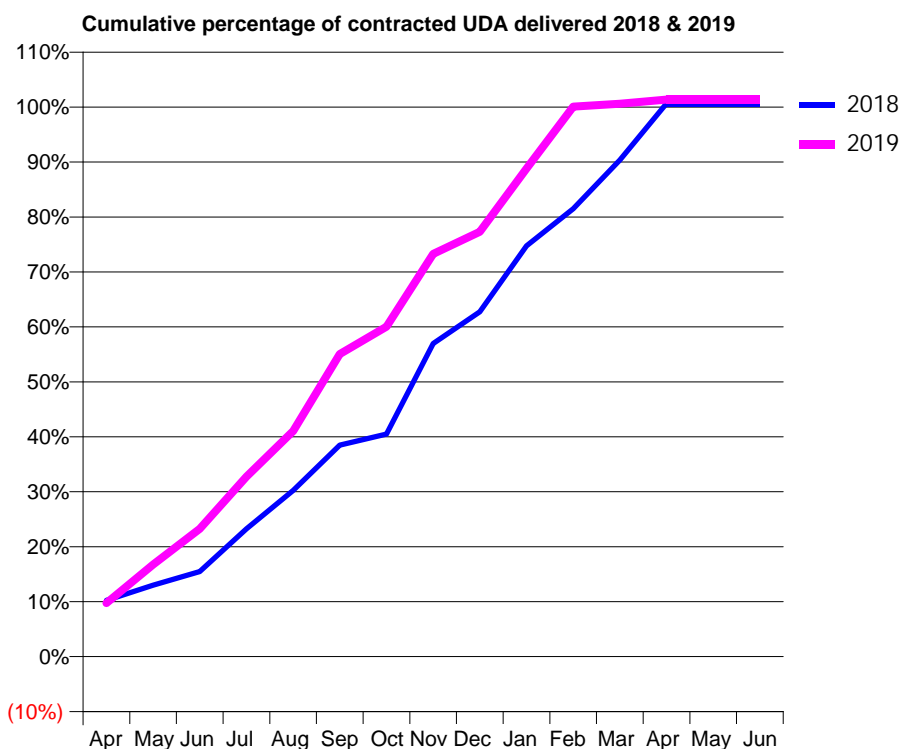
18/19 Contracted general activity (UDA)	400
Carry forward general activity (UDA)	-3
18/19 Contracted orthodontic activity (UOA)	0
Carry forward orthodontic activity (UOA)	0
Baseline contract value	£9,300.69

ACCESS*

Patients seen in 24 months	Total	Change since previous quarter
Quarter ending March 2018	173	
Quarter ending June 2018	173	→
Quarter ending September 2018	175	→
Quarter ending December 2018	177	→
Quarter ending March 2019	148	↓
Variance since March 2018	(14.5%)	↓



ACTIVITY



Month	Adjusted Scheduled Activity (UDA)	
	2018	2019
April	41	39
May	52	67
June	62	93
July	93	131
August	121	164
September	154	220
October	162	240
November	228	293
December	251	309
January	299	355
February	326	400
March	361	402
April	403	405
May	403	405
June	403	405

QUALITY

	Quantity	Base Number	Contract	AT	Region	England
% of FP17s for the same patient ID Re-attending within 3 months - Children	11	252	4.4%	9.5%	11.5%	11.8%
% of FP17s for the same patient ID Re-attending within 3 months - Adults	0	7	0.0%	14.2%	15.2%	15.7%
% of FP17s for the same patient ID Re-attending between 3 & 9 months - Children	169	252	67.1%	61.5%	60.2%	58.9%
% of FP17s for the same patient ID Re-attending between 3 & 9 months - Adults	6	7	85.7%	52.5%	51.8%	50.8%
% of FP17s for Band 1 Urgent Courses	2	238	0.8%	7.9%	8.1%	9.1%
% of FP17s Relating to Free Repair or Replacements	0	238	0.0%	0.8%	0.8%	0.8%
% of FP17s Relating to Continuations	1	238	0.4%	0.9%	0.9%	0.9%
% of Patients satisfied with the dentistry they have received	0	0	N/A	91.8%	92.7%	92.5%
% of Patients satisfied with the time they had to wait for an appointment	0	0	N/A	86.1%	87.4%	87.0%

* This is based on patients treated on this contract for their most recent course of treatment. Figures in italics indicate the base number of FP17s or Patient Questionnaire responses are less than 100. N/A is shown where the base number of responses is less than 10 during the period. % is calculated as Quantity/Base number*100

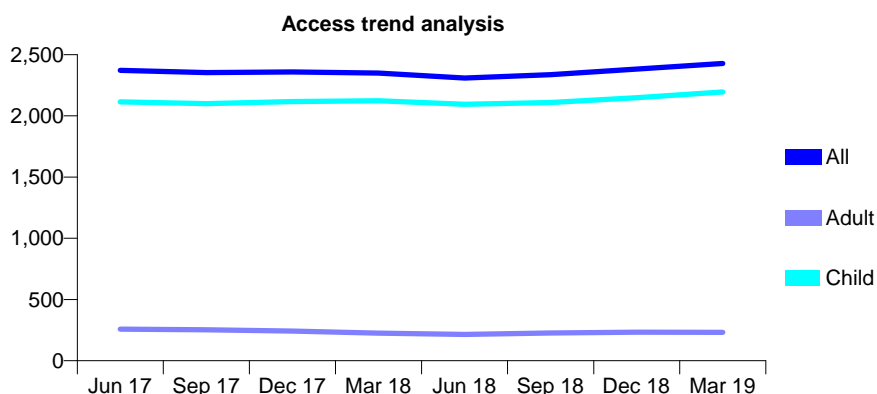
Q59 - Vital Signs At a Glance Contract Report for 820873/0001 - Year end March 2019

Name or company name	MR ST KACZMARCZYK
Contract type name	GDS Contract
Purpose of contract	General
Contract start date	01/04/2006
Contract end date	

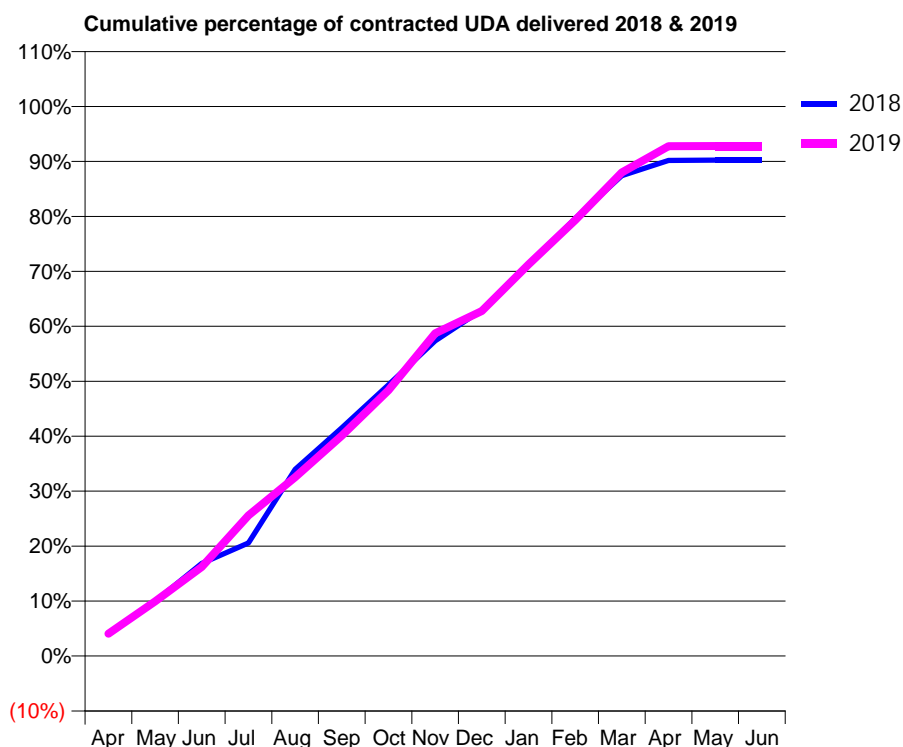
18/19 Contracted general activity (UDA)	5,000
Carry forward general activity (UDA)	0
18/19 Contracted orthodontic activity (UOA)	0
Carry forward orthodontic activity (UOA)	0
Baseline contract value	£106,018.15

ACCESS*

Patients seen in 24 months	Total	Change since previous quarter
Quarter ending March 2018	2,350	
Quarter ending June 2018	2,309	↓
Quarter ending September 2018	2,336	→
Quarter ending December 2018	2,383	↑
Quarter ending March 2019	2,428	→
Variance since March 2018	3.3%	↑



ACTIVITY



Month	Adjusted Scheduled Activity (UDA)	
	2018	2019
April	199	203
May	500	497
June	842	810
July	1,029	1,280
August	1,699	1,627
September	2,075	2,005
October	2,467	2,417
November	2,867	2,937
December	3,147	3,138
January	3,562	3,563
February	3,981	3,965
March	4,372	4,401
April	4,510	4,638
May	4,512	4,641
June	4,512	4,641

QUALITY

	Quantity	Base Number	Contract	AT	Region	England
% of FP17s for the same patient ID Re-attending within 3 months - Children	208	3,643	5.7%	9.5%	11.5%	11.8%
% of FP17s for the same patient ID Re-attending within 3 months - Adults	0	0	N/A	14.2%	15.2%	15.7%
% of FP17s for the same patient ID Re-attending between 3 & 9 months - Children	2,653	3,643	72.8%	61.5%	60.2%	58.9%
% of FP17s for the same patient ID Re-attending between 3 & 9 months - Adults	0	0	N/A	52.5%	51.8%	50.8%
% of FP17s for Band 1 Urgent Courses	144	3,702	3.9%	7.9%	8.1%	9.1%
% of FP17s Relating to Free Repair or Replacements	0	3,702	0.0%	0.8%	0.8%	0.8%
% of FP17s Relating to Continuations	0	3,702	0.0%	0.9%	0.9%	0.9%
% of Patients satisfied with the dentistry they have received	1	1	N/A	91.8%	92.7%	92.5%
% of Patients satisfied with the time they had to wait for an appointment	1	1	N/A	86.1%	87.4%	87.0%

* This is based on patients treated on this contract for their most recent course of treatment. Figures in italics indicate the base number of FP17s or Patient Questionnaire responses are less than 100. N/A is shown where the base number of responses is less than 10 during the period. % is calculated as Quantity/Base number*100

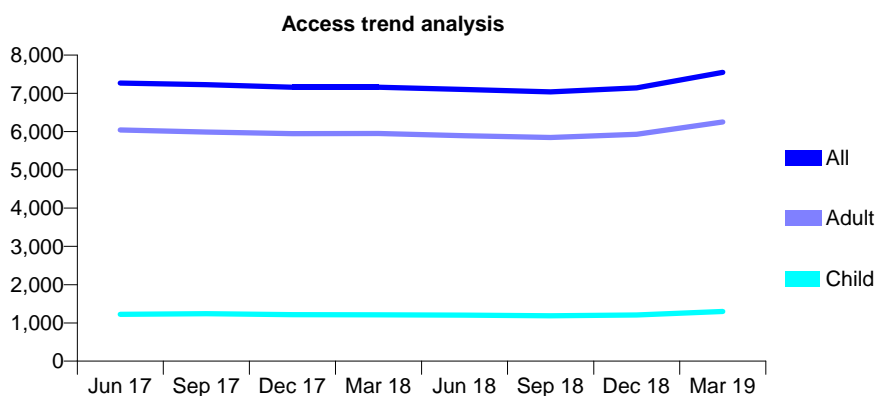
Q59 - Vital Signs At a Glance Contract Report for 840386/0002 - Year end March 2019

Name or company name	Ms P Kaur and Mr A Gemmell
Contract type name	GDS Contract
Purpose of contract	General and Orthodontic
Contract start date	01/08/2009
Contract end date	

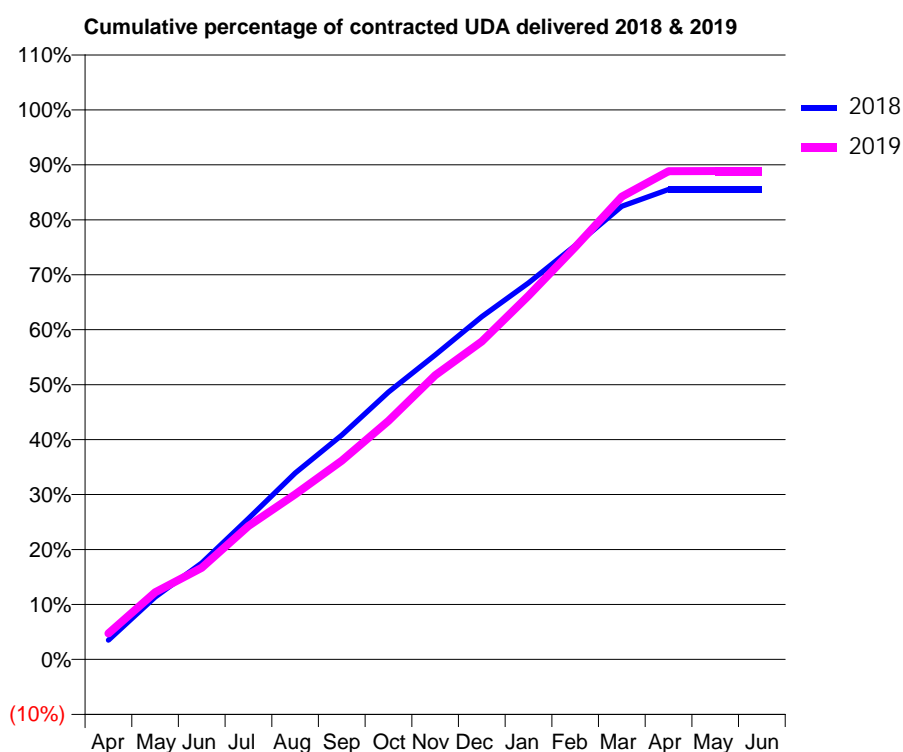
18/19 Contracted general activity (UDA)	21,500
Carry forward general activity (UDA)	0
18/19 Contracted orthodontic activity (UOA)	660
Carry forward orthodontic activity (UOA)	0
Baseline contract value	£532,374.63

ACCESS*

Patients seen in 24 months	Total	Change since previous quarter
Quarter ending March 2018	7,159	
Quarter ending June 2018	7,100	→
Quarter ending September 2018	7,037	→
Quarter ending December 2018	7,139	→
Quarter ending March 2019	7,550	↑
Variance since March 2018	5.5%	↑



ACTIVITY



Month	Adjusted Scheduled Activity (UDA)	
	2018	2019
April	755	1,018
May	2,437	2,627
June	3,777	3,585
July	5,510	5,217
August	7,291	6,456
September	8,775	7,778
October	10,459	9,333
November	11,915	11,114
December	13,405	12,433
January	14,729	14,230
February	16,194	16,136
March	17,732	18,101
April	18,383	19,101
May	18,382	19,104
June	18,382	19,104

QUALITY

	Quantity	Base Number	Contract	AT	Region	England
% of FP17s for the same patient ID Re-attending within 3 months - Children	132	2,233	5.9%	9.5%	11.5%	11.8%
% of FP17s for the same patient ID Re-attending within 3 months - Adults	1,272	9,945	12.8%	14.2%	15.2%	15.7%
% of FP17s for the same patient ID Re-attending between 3 & 9 months - Children	1,608	2,233	72.0%	61.5%	60.2%	58.9%
% of FP17s for the same patient ID Re-attending between 3 & 9 months - Adults	6,084	9,945	61.2%	52.5%	51.8%	50.8%
% of FP17s for Band 1 Urgent Courses	364	11,008	3.3%	7.9%	8.1%	9.1%
% of FP17s Relating to Free Repair or Replacements	115	11,008	1.0%	0.8%	0.8%	0.8%
% of FP17s Relating to Continuations	216	11,008	2.0%	0.9%	0.9%	0.9%
% of Patients satisfied with the dentistry they have received	2	3	N/A	91.8%	92.7%	92.5%
% of Patients satisfied with the time they had to wait for an appointment	2	3	N/A	86.1%	87.4%	87.0%

* This is based on patients treated on this contract for their most recent course of treatment. Figures in italics indicate the base number of FP17s or Patient Questionnaire responses are less than 100. N/A is shown where the base number of responses is less than 10 during the period. % is calculated as Quantity/Base number*100

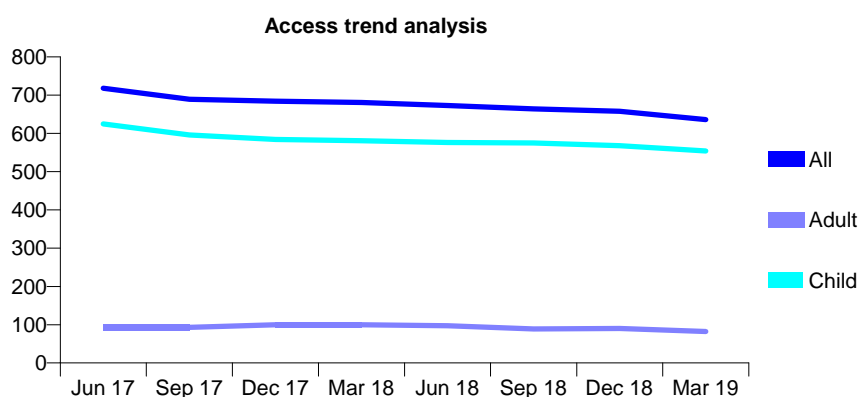
Q59 - Vital Signs At a Glance Contract Report for 867861/0001 - Year end March 2019

Name or company name	MR DM AUNIANU
Contract type name	GDS Contract
Purpose of contract	General
Contract start date	01/05/2014
Contract end date	

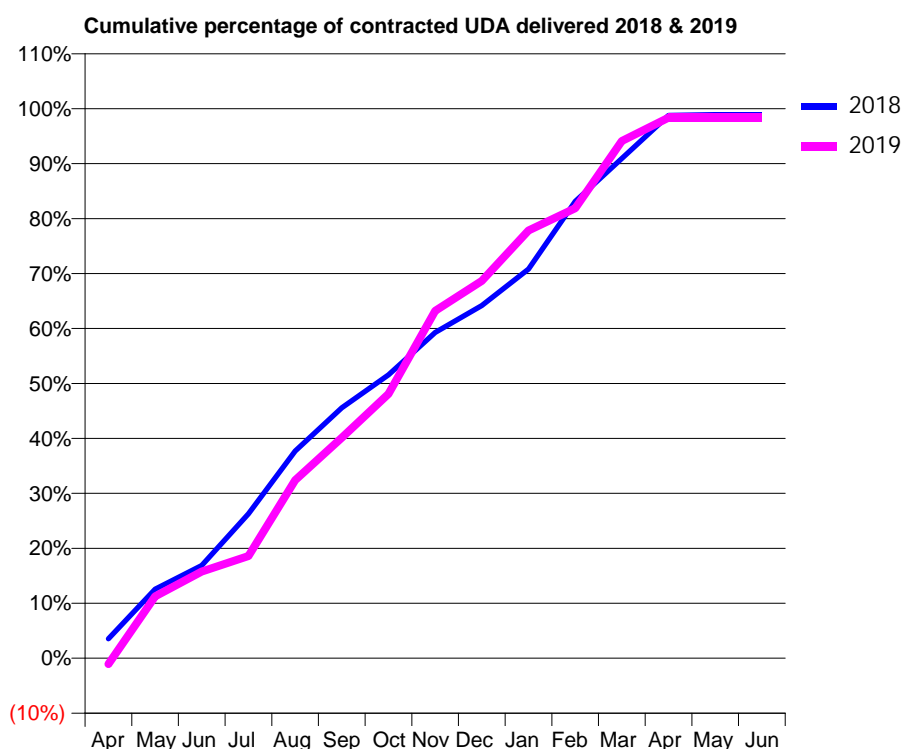
18/19 Contracted general activity (UDA)	2,219
Carry forward general activity (UDA)	24
18/19 Contracted orthodontic activity (UOA)	0
Carry forward orthodontic activity (UOA)	0
Baseline contract value	£60,906.67

ACCESS*

Patients seen in 24 months	Total	Change since previous quarter
Quarter ending March 2018	681	
Quarter ending June 2018	673	↓
Quarter ending September 2018	664	↓
Quarter ending December 2018	658	→
Quarter ending March 2019	636	↓
Variance since March 2018	(6.6%)	↓



ACTIVITY



Month	2018	2019
April	79	-24
May	278	250
June	374	350
July	584	413
August	837	719
September	1,011	890
October	1,144	1,067
November	1,315	1,403
December	1,424	1,524
January	1,571	1,727
February	1,844	1,816
March	2,018	2,088
April	2,191	2,183
May	2,195	2,183
June	2,195	2,183

QUALITY

	Quantity	Base Number	Contract	AT	Region	England
% of FP17s for the same patient ID Re-attending within 3 months - Children	89	1,042	8.5%	9.5%	11.5%	11.8%
% of FP17s for the same patient ID Re-attending within 3 months - Adults	4	48	8.3%	14.2%	15.2%	15.7%
% of FP17s for the same patient ID Re-attending between 3 & 9 months - Children	754	1,042	72.4%	61.5%	60.2%	58.9%
% of FP17s for the same patient ID Re-attending between 3 & 9 months - Adults	36	48	75.0%	52.5%	51.8%	50.8%
% of FP17s for Band 1 Urgent Courses	19	1,046	1.8%	7.9%	8.1%	9.1%
% of FP17s Relating to Free Repair or Replacements	0	1,046	0.0%	0.8%	0.8%	0.8%
% of FP17s Relating to Continuations	15	1,046	1.4%	0.9%	0.9%	0.9%
% of Patients satisfied with the dentistry they have received	0	0	N/A	91.8%	92.7%	92.5%
% of Patients satisfied with the time they had to wait for an appointment	0	0	N/A	86.1%	87.4%	87.0%

* This is based on patients treated on this contract for their most recent course of treatment.

Figures in italics indicate the base number of FP17s or Patient Questionnaire responses are less than 100. N/A is shown where the base number of responses is less than 10 during the period. % is calculated as Quantity/Base number*100

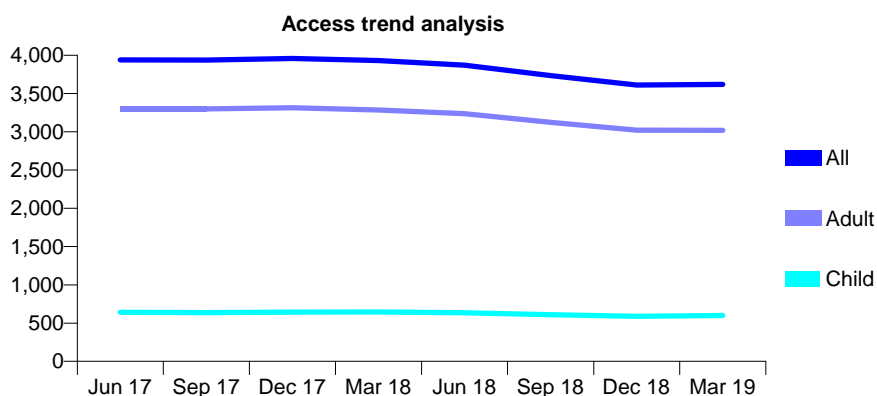
Q59 - Vital Signs At a Glance Contract Report for 877530/0001 - Year end March 2019

Name or company name	Mr Porumamilla & Mr Gathani
Contract type name	GDS Contract
Purpose of contract	General
Contract start date	01/05/2015
Contract end date	

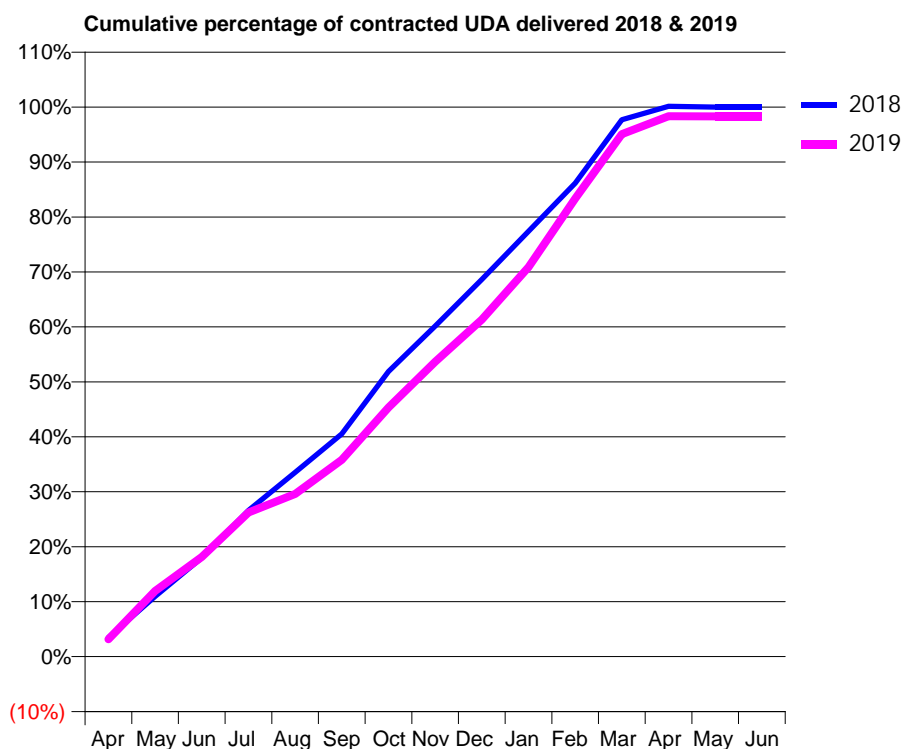
18/19 Contracted general activity (UDA)	10,054
Carry forward general activity (UDA)	0
18/19 Contracted orthodontic activity (UOA)	0
Carry forward orthodontic activity (UOA)	0
Baseline contract value	£203,785.28

ACCESS*

Patients seen in 24 months	Total	Change since previous quarter
Quarter ending March 2018	3,931	
Quarter ending June 2018	3,871	↓
Quarter ending September 2018	3,734	↓
Quarter ending December 2018	3,610	↓
Quarter ending March 2019	3,619	→
Variance since March 2018	(7.9%)	↓



ACTIVITY



Month	Adjusted Scheduled Activity (UDA)	
	2018	2019
April	350	319
May	1,100	1,202
June	1,810	1,824
July	2,674	2,636
August	3,370	2,974
September	4,073	3,601
October	5,217	4,557
November	6,047	5,395
December	6,901	6,164
January	7,782	7,126
February	8,664	8,382
March	9,821	9,559
April	10,067	9,887
May	10,054	9,882
June	10,054	9,882

QUALITY

	Quantity	Base Number	Contract	AT	Region	England
% of FP17s for the same patient ID Re-attending within 3 months - Children	66	867	7.6%	9.5%	11.5%	11.8%
% of FP17s for the same patient ID Re-attending within 3 months - Adults	456	4,168	10.9%	14.2%	15.2%	15.7%
% of FP17s for the same patient ID Re-attending between 3 & 9 months - Children	506	867	58.4%	61.5%	60.2%	58.9%
% of FP17s for the same patient ID Re-attending between 3 & 9 months - Adults	2,625	4,168	63.0%	52.5%	51.8%	50.8%
% of FP17s for Band 1 Urgent Courses	407	5,033	8.1%	7.9%	8.1%	9.1%
% of FP17s Relating to Free Repair or Replacements	15	5,033	0.3%	0.8%	0.8%	0.8%
% of FP17s Relating to Continuations	15	5,033	0.3%	0.9%	0.9%	0.9%
% of Patients satisfied with the dentistry they have received	2	3	N/A	91.8%	92.7%	92.5%
% of Patients satisfied with the time they had to wait for an appointment	2	3	N/A	86.1%	87.4%	87.0%

* This is based on patients treated on this contract for their most recent course of treatment. Figures in italics indicate the base number of FP17s or Patient Questionnaire responses are less than 100. N/A is shown where the base number of responses is less than 10 during the period. % is calculated as Quantity/Base number*100

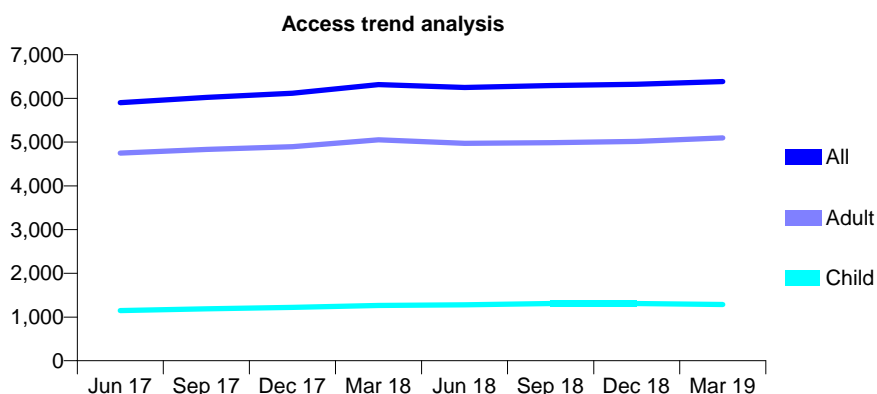
Q59 - Vital Signs At a Glance Contract Report for 884286/0001 - Year end March 2019

Name or company name	MISS R MANDALIA
Contract type name	GDS Contract
Purpose of contract	General
Contract start date	01/04/2008
Contract end date	

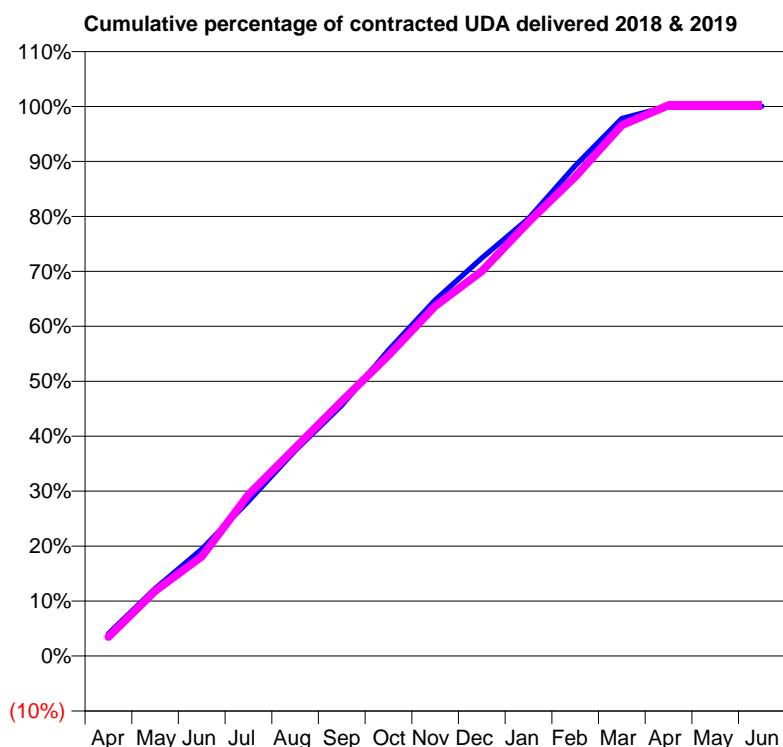
18/19 Contracted general activity (UDA)	17,732
Carry forward general activity (UDA)	-9
18/19 Contracted orthodontic activity (UOA)	0
Carry forward orthodontic activity (UOA)	0
Baseline contract value	£435,772.38

ACCESS*

Patients seen in 24 months	Total	Change since previous quarter
Quarter ending March 2018	6,316	
Quarter ending June 2018	6,252	↓
Quarter ending September 2018	6,295	→
Quarter ending December 2018	6,321	→
Quarter ending March 2019	6,384	→
Variance since March 2018	1.1%	→



ACTIVITY



Month	Adjusted Scheduled Activity (UDA)	
	2018	2019
April	722	618
May	2,174	2,097
June	3,450	3,211
July	4,998	5,205
August	6,628	6,717
September	8,090	8,217
October	9,868	9,701
November	11,485	11,288
December	12,841	12,418
January	14,114	14,002
February	15,819	15,463
March	17,345	17,124
April	17,740	17,774
May	17,744	17,776
June	17,741	17,776

QUALITY

	Quantity	Base Number	Contract	AT	Region	England
% of FP17s for the same patient ID Re-attending within 3 months - Children	125	2,304	5.4%	9.5%	11.5%	11.8%
% of FP17s for the same patient ID Re-attending within 3 months - Adults	824	8,079	10.2%	14.2%	15.2%	15.7%
% of FP17s for the same patient ID Re-attending between 3 & 9 months - Children	1,705	2,304	74.0%	61.5%	60.2%	58.9%
% of FP17s for the same patient ID Re-attending between 3 & 9 months - Adults	5,182	8,079	64.1%	52.5%	51.8%	50.8%
% of FP17s for Band 1 Urgent Courses	603	10,543	5.7%	7.9%	8.1%	9.1%
% of FP17s Relating to Free Repair or Replacements	36	10,543	0.3%	0.8%	0.8%	0.8%
% of FP17s Relating to Continuations	76	10,543	0.7%	0.9%	0.9%	0.9%
% of Patients satisfied with the dentistry they have received	8	8	N/A	91.8%	92.7%	92.5%
% of Patients satisfied with the time they had to wait for an appointment	8	8	N/A	86.1%	87.4%	87.0%

* This is based on patients treated on this contract for their most recent course of treatment.

Figures in italics indicate the base number of FP17s or Patient Questionnaire responses are less than 100. N/A is shown where the base number of responses is less than 10 during the period. % is calculated as Quantity/Base number*100

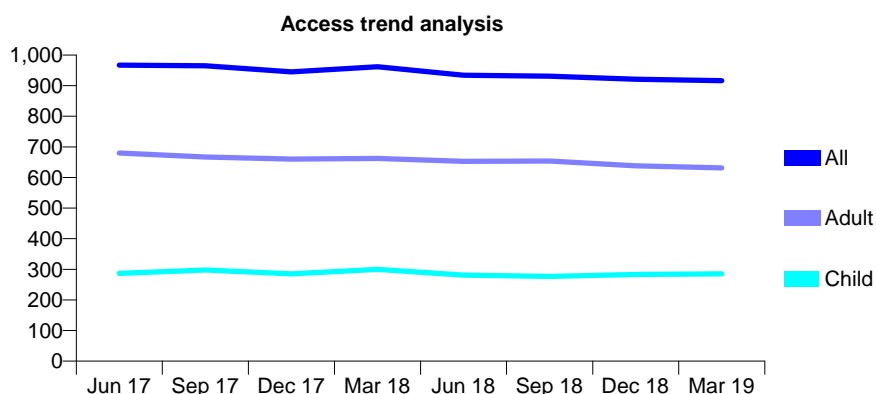
Q59 - Vital Signs At a Glance Contract Report for 888761/0001 - Year end March 2019

Name or company name	MR JF HAWKINS
Contract type name	GDS Contract
Purpose of contract	General and Orthodontic
Contract start date	01/04/2006
Contract end date	

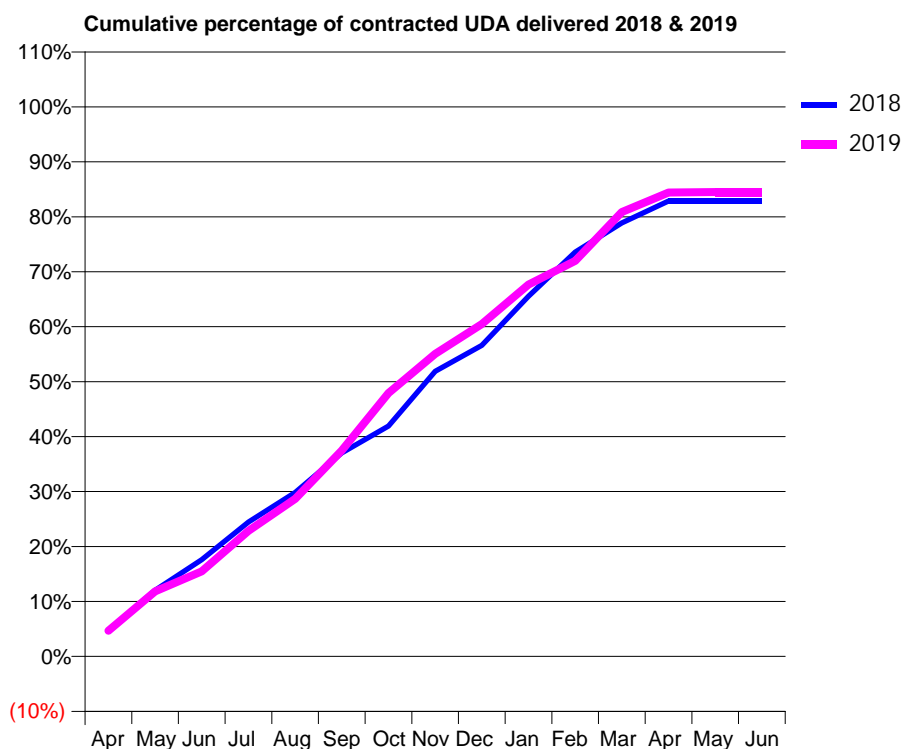
18/19 Contracted general activity (UDA)	2,400
Carry forward general activity (UDA)	0
18/19 Contracted orthodontic activity (UOA)	197
Carry forward orthodontic activity (UOA)	0
Baseline contract value	£67,827.44

ACCESS*

Patients seen in 24 months	Total	Change since previous quarter
Quarter ending March 2018	962	
Quarter ending June 2018	934	↓
Quarter ending September 2018	931	→
Quarter ending December 2018	921	↓
Quarter ending March 2019	916	→
Variance since March 2018	(4.8%)	↓



ACTIVITY



Month	Adjusted Scheduled Activity (UDA)	
	2018	2019
April	112	112
May	289	284
June	423	372
July	587	549
August	716	688
September	889	899
October	1,006	1,150
November	1,245	1,321
December	1,358	1,451
January	1,573	1,624
February	1,766	1,727
March	1,893	1,941
April	1,988	2,026
May	1,988	2,028
June	1,988	2,028

QUALITY

	Quantity	Base Number	Contract	AT	Region	England
% of FP17s for the same patient ID Re-attending within 3 months - Children	24	431	5.6%	9.5%	11.5%	11.8%
% of FP17s for the same patient ID Re-attending within 3 months - Adults	98	921	10.6%	14.2%	15.2%	15.7%
% of FP17s for the same patient ID Re-attending between 3 & 9 months - Children	272	431	63.1%	61.5%	60.2%	58.9%
% of FP17s for the same patient ID Re-attending between 3 & 9 months - Adults	606	921	65.8%	52.5%	51.8%	50.8%
% of FP17s for Band 1 Urgent Courses	40	1,305	3.1%	7.9%	8.1%	9.1%
% of FP17s Relating to Free Repair or Replacements	0	1,305	0.0%	0.8%	0.8%	0.8%
% of FP17s Relating to Continuations	35	1,305	2.7%	0.9%	0.9%	0.9%
% of Patients satisfied with the dentistry they have received	2	2	N/A	91.8%	92.7%	92.5%
% of Patients satisfied with the time they had to wait for an appointment	2	2	N/A	86.1%	87.4%	87.0%

* This is based on patients treated on this contract for their most recent course of treatment. Figures in italics indicate the base number of FP17s or Patient Questionnaire responses are less than 100. N/A is shown where the base number of responses is less than 10 during the period. % is calculated as Quantity/Base number*100

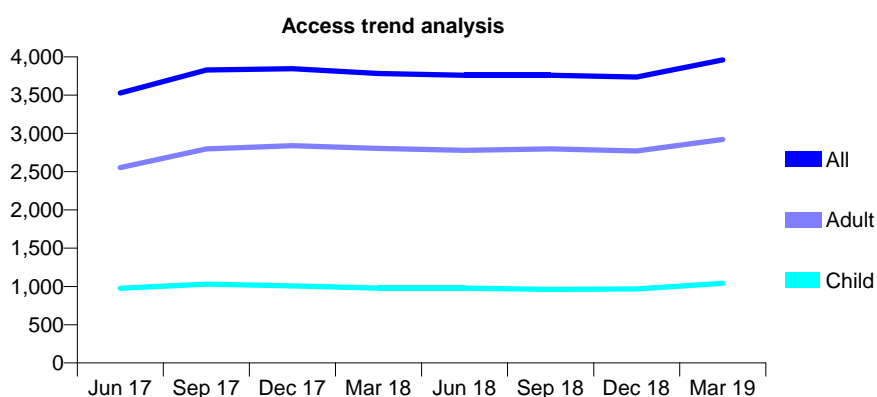
Q59 - Vital Signs At a Glance Contract Report for 906018/0001 - Year end March 2019

Name or company name	P Martin, Shaminder Lidder & Sukhjot Lidder
Contract type name	GDS Contract
Purpose of contract	General
Contract start date	01/04/2006
Contract end date	

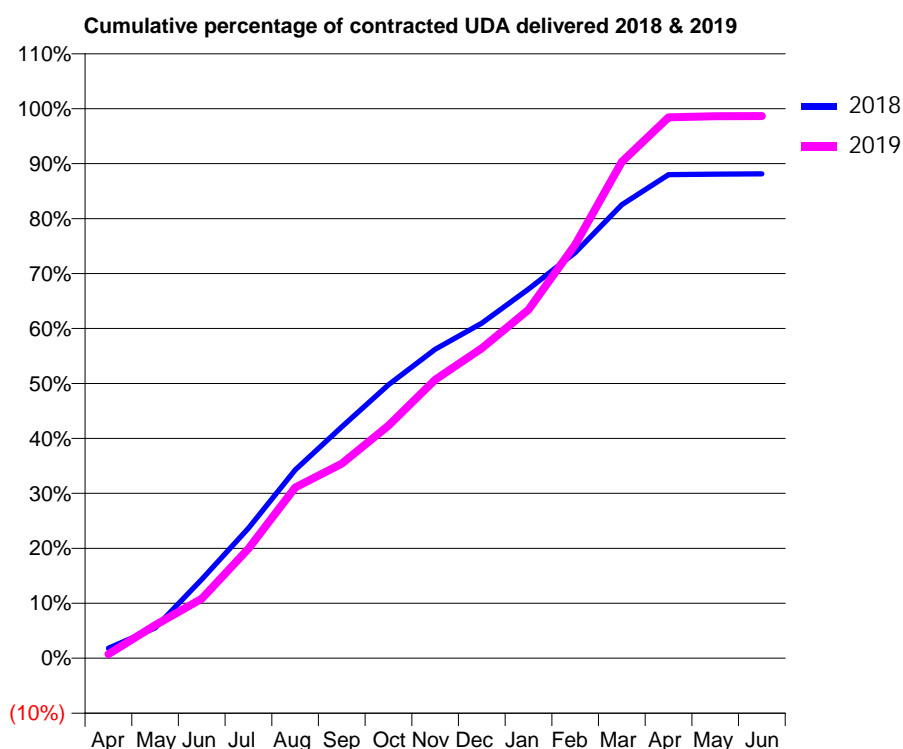
18/19 Contracted general activity (UDA)	13,550
Carry forward general activity (UDA)	0
18/19 Contracted orthodontic activity (UOA)	0
Carry forward orthodontic activity (UOA)	0
Baseline contract value	£287,607.17

ACCESS*

Patients seen in 24 months	Total	Change since previous quarter
Quarter ending March 2018	3,783	
Quarter ending June 2018	3,758	→
Quarter ending September 2018	3,760	→
Quarter ending December 2018	3,736	→
Quarter ending March 2019	3,961	↑
Variance since March 2018	4.7%	↑



ACTIVITY



Month	2018	2019
April	249	102
May	747	814
June	1,943	1,467
July	3,206	2,703
August	4,644	4,211
September	5,705	4,796
October	6,743	5,738
November	7,617	6,867
December	8,260	7,640
January	9,100	8,594
February	10,001	10,200
March	11,181	12,239
April	11,923	13,334
May	11,935	13,363
June	11,946	13,369

QUALITY

	Quantity	Base Number	Contract	AT	Region	England
% of FP17s for the same patient ID Re-attending within 3 months - Children	79	1,499	5.3%	9.5%	11.5%	11.8%
% of FP17s for the same patient ID Re-attending within 3 months - Adults	610	4,219	14.5%	14.2%	15.2%	15.7%
% of FP17s for the same patient ID Re-attending between 3 & 9 months - Children	830	1,499	55.4%	61.5%	60.2%	58.9%
% of FP17s for the same patient ID Re-attending between 3 & 9 months - Adults	2,213	4,219	52.5%	52.5%	51.8%	50.8%
% of FP17s for Band 1 Urgent Courses	317	5,781	5.5%	7.9%	8.1%	9.1%
% of FP17s Relating to Free Repair or Replacements	55	5,781	1.0%	0.8%	0.8%	0.8%
% of FP17s Relating to Continuations	60	5,781	1.0%	0.9%	0.9%	0.9%
% of Patients satisfied with the dentistry they have received	4	4	N/A	91.8%	92.7%	92.5%
% of Patients satisfied with the time they had to wait for an appointment	4	4	N/A	86.1%	87.4%	87.0%

* This is based on patients treated on this contract for their most recent course of treatment.

Figures in italics indicate the base number of FP17s or Patient Questionnaire responses are less than 100. N/A is shown where the base number of responses is less than 10 during the period. % is calculated as Quantity/Base number*100

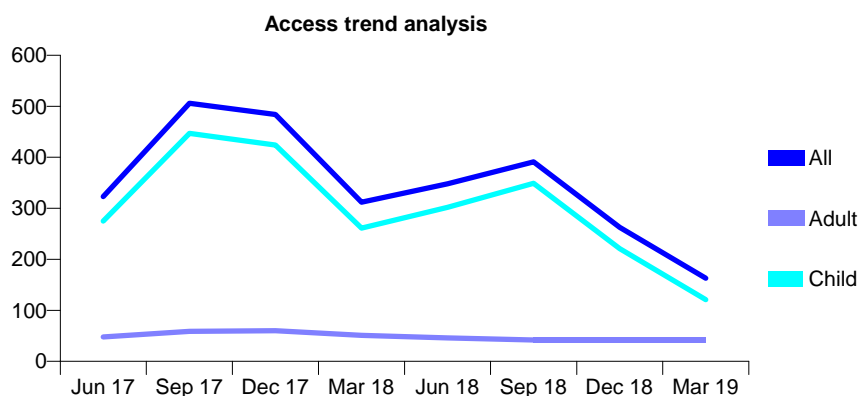
Q59 - Vital Signs At a Glance Contract Report for 906794/0001 - Year end March 2019

Name or company name	Miss N Morjaria
Contract type name	GDS Contract
Purpose of contract	General
Contract start date	01/04/2006
Contract end date	

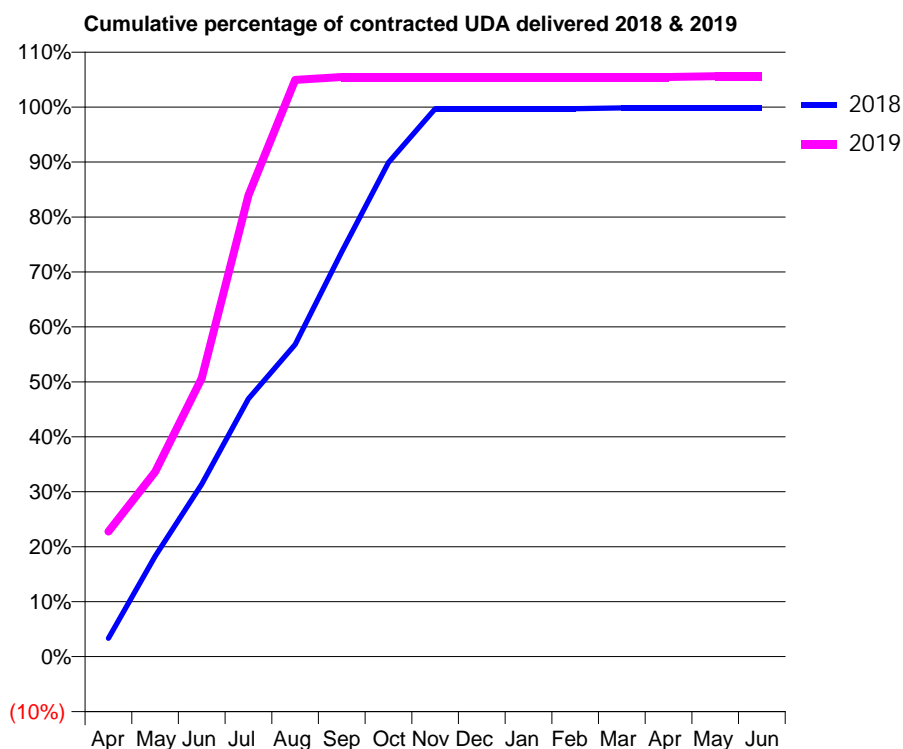
18/19 Contracted general activity (UDA)	750
Carry forward general activity (UDA)	1
18/19 Contracted orthodontic activity (UOA)	0
Carry forward orthodontic activity (UOA)	0
Baseline contract value	£19,331.12

ACCESS*

Patients seen in 24 months	Total	Change since previous quarter
Quarter ending March 2018	312	
Quarter ending June 2018	348	↑
Quarter ending September 2018	391	↑
Quarter ending December 2018	263	↓
Quarter ending March 2019	163	↓
Variance since March 2018	(47.8%)	↓



ACTIVITY



Month	Adjusted Scheduled Activity (UDA)	
	2018	2019
April	25	171
May	137	252
June	235	380
July	352	630
August	426	787
September	552	791
October	674	791
November	748	791
December	748	791
January	748	791
February	748	791
March	749	791
April	749	791
May	749	792
June	749	792

QUALITY

	Quantity	Base Number	Contract	AT	Region	England
% of FP17s for the same patient ID Re-attending within 3 months - Children	8	324	2.5%	9.5%	11.5%	11.8%
% of FP17s for the same patient ID Re-attending within 3 months - Adults	0	10	0.0%	14.2%	15.2%	15.7%
% of FP17s for the same patient ID Re-attending between 3 & 9 months - Children	94	324	29.0%	61.5%	60.2%	58.9%
% of FP17s for the same patient ID Re-attending between 3 & 9 months - Adults	1	10	10.0%	52.5%	51.8%	50.8%
% of FP17s for Band 1 Urgent Courses	16	334	4.8%	7.9%	8.1%	9.1%
% of FP17s Relating to Free Repair or Replacements	0	334	0.0%	0.8%	0.8%	0.8%
% of FP17s Relating to Continuations	0	334	0.0%	0.9%	0.9%	0.9%
% of Patients satisfied with the dentistry they have received	0	0	N/A	91.8%	92.7%	92.5%
% of Patients satisfied with the time they had to wait for an appointment	0	0	N/A	86.1%	87.4%	87.0%

* This is based on patients treated on this contract for their most recent course of treatment. Figures in italics indicate the base number of FP17s or Patient Questionnaire responses are less than 100. N/A is shown where the base number of responses is less than 10 during the period. % is calculated as Quantity/Base number*100

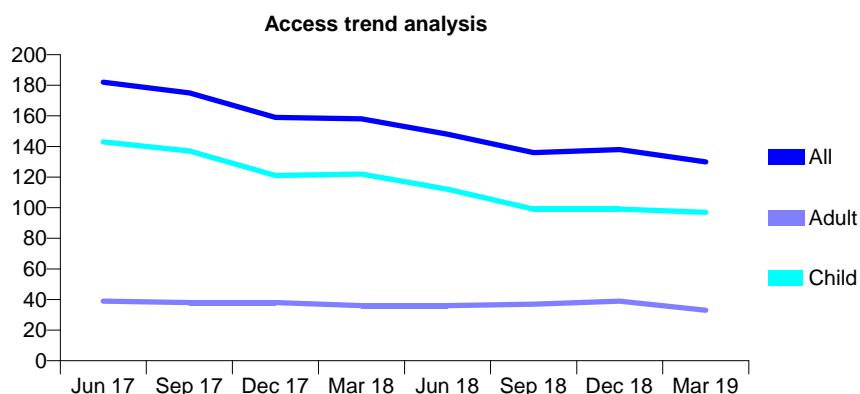
Q59 - Vital Signs At a Glance Contract Report for 911666/0001 - Year end March 2019

Name or company name	MR LT FITZPATRICK
Contract type name	GDS Contract
Purpose of contract	General
Contract start date	01/04/2006
Contract end date	

18/19 Contracted general activity (UDA)	260
Carry forward general activity (UDA)	0
18/19 Contracted orthodontic activity (UOA)	0
Carry forward orthodontic activity (UOA)	0
Baseline contract value	£6,022.06

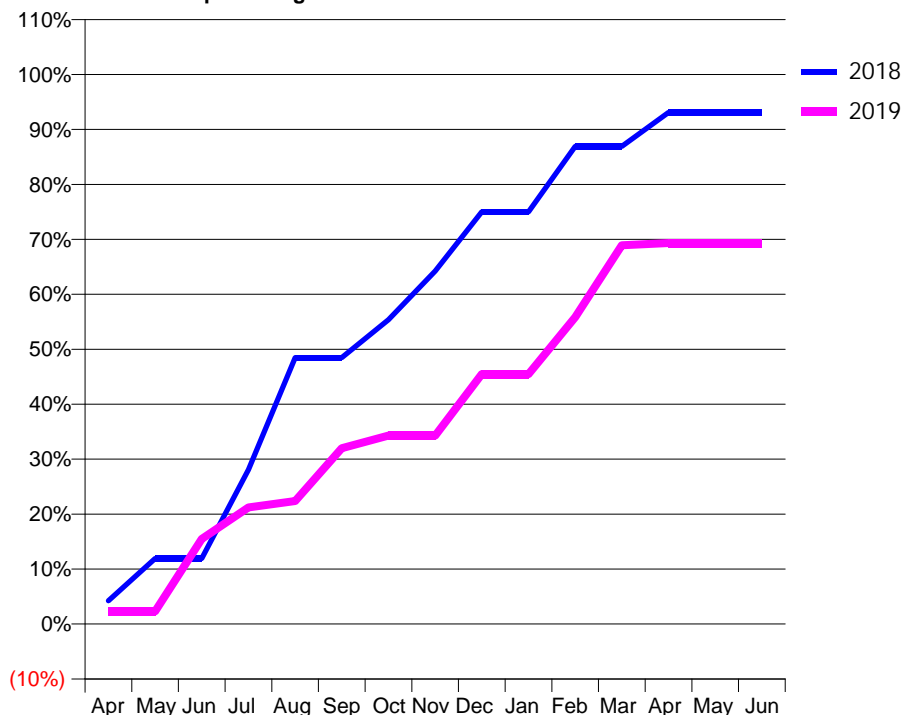
ACCESS*

Patients seen in 24 months	Total	Change since previous quarter
Quarter ending March 2018	158	
Quarter ending June 2018	148	↓
Quarter ending September 2018	136	↓
Quarter ending December 2018	138	→
Quarter ending March 2019	130	↓
Variance since March 2018	(17.7%)	↓



ACTIVITY

Cumulative percentage of contracted UDA delivered 2018 & 2019



Adjusted Scheduled Activity (UDA)

Month	2018	2019
April	11	6
May	31	6
June	31	40
July	73	55
August	126	58
September	126	83
October	144	89
November	167	89
December	195	118
January	195	118
February	226	145
March	226	179
April	242	180
May	242	180
June	242	180

QUALITY

	Quantity	Base Number	Contract	AT	Region	England
% of FP17s for the same patient ID Re-attending within 3 months - Children	3	161	1.9%	9.5%	11.5%	11.8%
% of FP17s for the same patient ID Re-attending within 3 months - Adults	0	0	N/A	14.2%	15.2%	15.7%
% of FP17s for the same patient ID Re-attending between 3 & 9 months - Children	97	161	60.2%	61.5%	60.2%	58.9%
% of FP17s for the same patient ID Re-attending between 3 & 9 months - Adults	0	0	N/A	52.5%	51.8%	50.8%
% of FP17s for Band 1 Urgent Courses	1	150	0.7%	7.9%	8.1%	9.1%
% of FP17s Relating to Free Repair or Replacements	0	150	0.0%	0.8%	0.8%	0.8%
% of FP17s Relating to Continuations	0	150	0.0%	0.9%	0.9%	0.9%
% of Patients satisfied with the dentistry they have received	0	0	N/A	91.8%	92.7%	92.5%
% of Patients satisfied with the time they had to wait for an appointment	0	0	N/A	86.1%	87.4%	87.0%

* This is based on patients treated on this contract for their most recent course of treatment.

Figures in italics indicate the base number of FP17s or Patient Questionnaire responses are less than 100. N/A is shown where the base number of responses is less than 10 during the period. % is calculated as Quantity/Base number*100

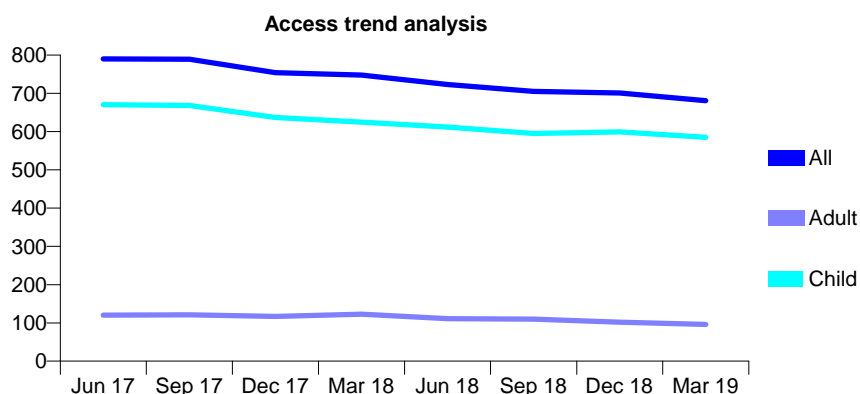
Q59 - Vital Signs At a Glance Contract Report for 914975/0001 - Year end March 2019

Name or company name	MR CR SUTTON
Contract type name	GDS Contract
Purpose of contract	General and Orthodontic
Contract start date	01/04/2006
Contract end date	

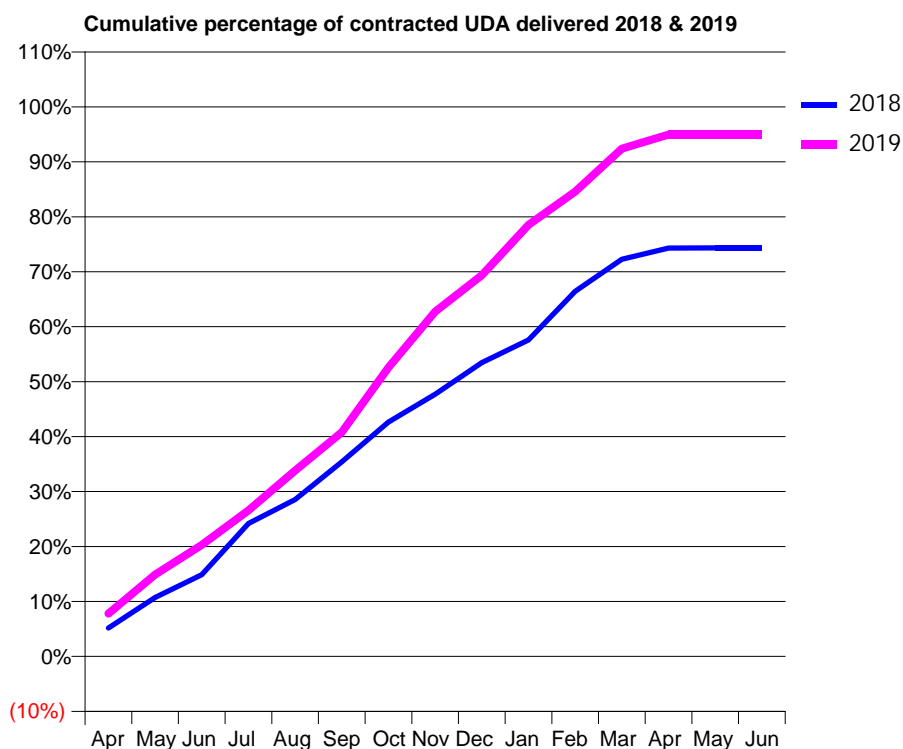
18/19 Contracted general activity (UDA)	1,350
Carry forward general activity (UDA)	0
18/19 Contracted orthodontic activity (UOA)	1,346
Carry forward orthodontic activity (UOA)	33
Baseline contract value	£127,750.30

ACCESS*

Patients seen in 24 months	Total	Change since previous quarter
Quarter ending March 2018	748	
Quarter ending June 2018	723	↓
Quarter ending September 2018	705	↓
Quarter ending December 2018	701	→
Quarter ending March 2019	681	↓
Variance since March 2018	(9.0%)	↓



ACTIVITY



Month	2018	2019
April	88	105
May	182	201
June	253	274
July	411	359
August	485	456
September	602	550
October	725	710
November	811	847
December	909	936
January	979	1,060
February	1,129	1,142
March	1,229	1,247
April	1,263	1,282
May	1,264	1,282
June	1,264	1,282

QUALITY

	Quantity	Base Number	Contract	AT	Region	England
% of FP17s for the same patient ID Re-attending within 3 months - Children	110	1,177	9.3%	9.5%	11.5%	11.8%
% of FP17s for the same patient ID Re-attending within 3 months - Adults	1	13	7.7%	14.2%	15.2%	15.7%
% of FP17s for the same patient ID Re-attending between 3 & 9 months - Children	700	1,177	59.5%	61.5%	60.2%	58.9%
% of FP17s for the same patient ID Re-attending between 3 & 9 months - Adults	3	13	23.1%	52.5%	51.8%	50.8%
% of FP17s for Band 1 Urgent Courses	25	979	2.6%	7.9%	8.1%	9.1%
% of FP17s Relating to Free Repair or Replacements	1	979	0.1%	0.8%	0.8%	0.8%
% of FP17s Relating to Continuations	2	979	0.2%	0.9%	0.9%	0.9%
% of Patients satisfied with the dentistry they have received	0	0	N/A	91.8%	92.7%	92.5%
% of Patients satisfied with the time they had to wait for an appointment	0	0	N/A	86.1%	87.4%	87.0%

* This is based on patients treated on this contract for their most recent course of treatment. Figures in italics indicate the base number of FP17s or Patient Questionnaire responses are less than 100. N/A is shown where the base number of responses is less than 10 during the period. % is calculated as Quantity/Base number*100

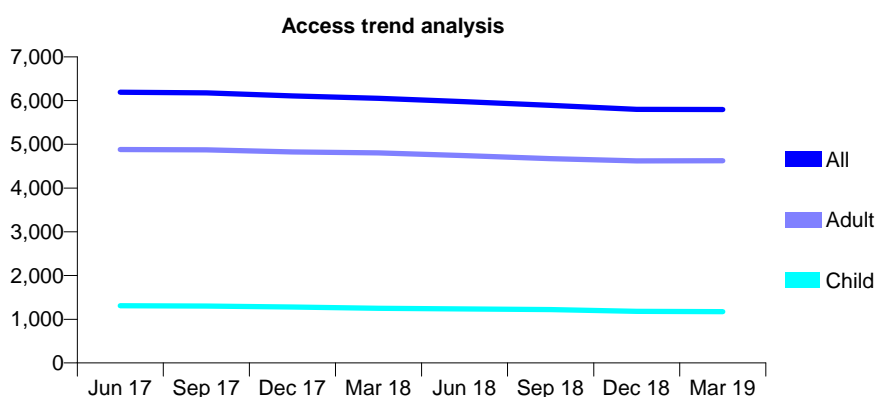
Q59 - Vital Signs At a Glance Contract Report for 917753/0001 - Year end March 2019

Name or company name	MISS LM JAMIESON
Contract type name	GDS Contract
Purpose of contract	General
Contract start date	01/04/2006
Contract end date	

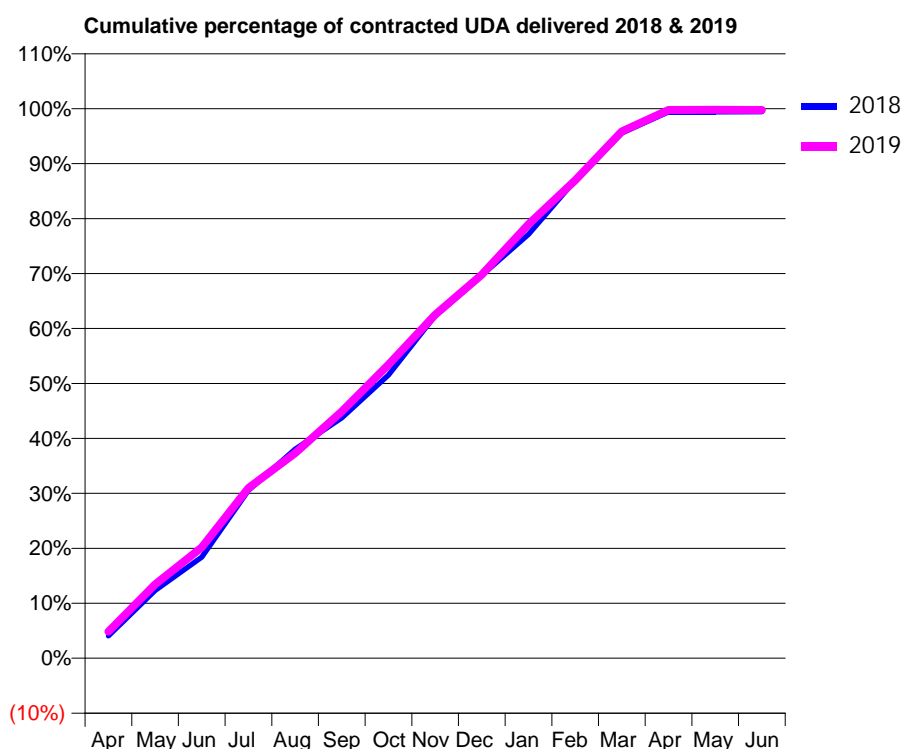
18/19 Contracted general activity (UDA)	18,000
Carry forward general activity (UDA)	101
18/19 Contracted orthodontic activity (UOA)	0
Carry forward orthodontic activity (UOA)	0
Baseline contract value	£446,248.01

ACCESS*

Patients seen in 24 months	Total	Change since previous quarter
Quarter ending March 2018	6,053	
Quarter ending June 2018	5,978	↓
Quarter ending September 2018	5,892	↓
Quarter ending December 2018	5,800	↓
Quarter ending March 2019	5,796	→
Variance since March 2018	(4.2%)	↓



ACTIVITY



Month	2018	2019
April	734	872
May	2,219	2,418
June	3,307	3,632
July	5,497	5,576
August	6,846	6,719
September	7,868	8,084
October	9,278	9,617
November	11,221	11,251
December	12,541	12,565
January	13,885	14,211
February	15,653	15,653
March	17,205	17,254
April	17,892	17,955
May	17,894	17,959
June	17,899	17,954

QUALITY

	Quantity	Base Number	Contract	AT	Region	England
% of FP17s for the same patient ID Re-attending within 3 months - Children	137	1,869	7.3%	9.5%	11.5%	11.8%
% of FP17s for the same patient ID Re-attending within 3 months - Adults	740	7,056	10.5%	14.2%	15.2%	15.7%
% of FP17s for the same patient ID Re-attending between 3 & 9 months - Children	1,218	1,869	65.2%	61.5%	60.2%	58.9%
% of FP17s for the same patient ID Re-attending between 3 & 9 months - Adults	4,917	7,056	69.7%	52.5%	51.8%	50.8%
% of FP17s for Band 1 Urgent Courses	390	8,949	4.4%	7.9%	8.1%	9.1%
% of FP17s Relating to Free Repair or Replacements	31	8,949	0.3%	0.8%	0.8%	0.8%
% of FP17s Relating to Continuations	26	8,949	0.3%	0.9%	0.9%	0.9%
% of Patients satisfied with the dentistry they have received	7	7	N/A	91.8%	92.7%	92.5%
% of Patients satisfied with the time they had to wait for an appointment	7	7	N/A	86.1%	87.4%	87.0%

* This is based on patients treated on this contract for their most recent course of treatment. Figures in italics indicate the base number of FP17s or Patient Questionnaire responses are less than 100. N/A is shown where the base number of responses is less than 10 during the period. % is calculated as Quantity/Base number*100

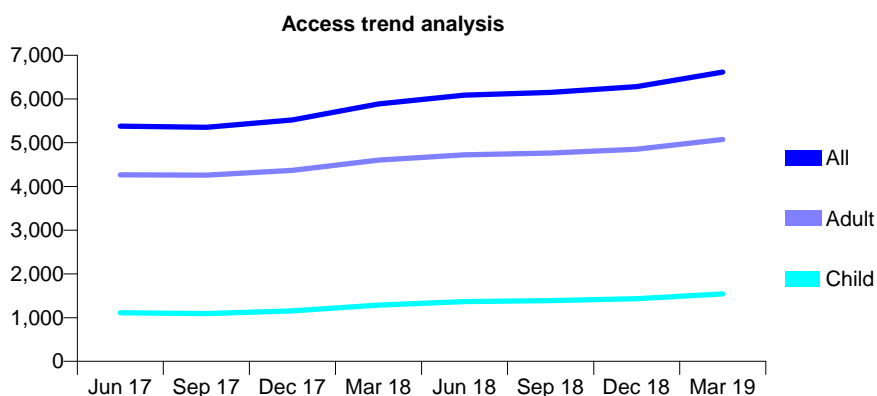
Q59 - Vital Signs At a Glance Contract Report for 917753/0002 - Year end March 2019

Name or company name	MISS LM JAMIESON
Contract type name	GDS Contract
Purpose of contract	General
Contract start date	29/08/2006
Contract end date	

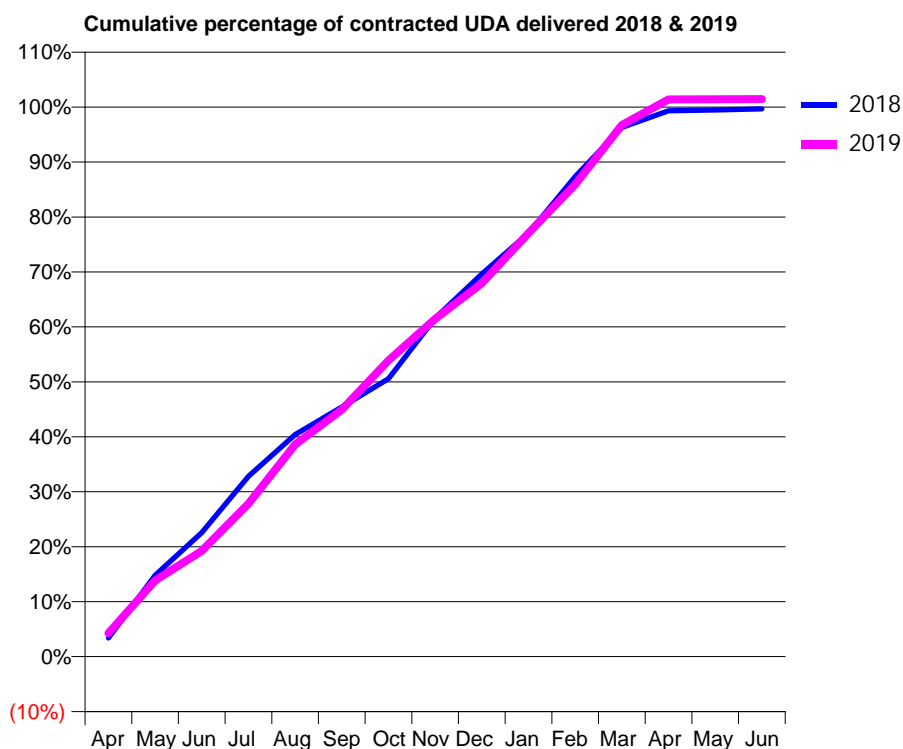
18/19 Contracted general activity (UDA)	18,000
Carry forward general activity (UDA)	57
18/19 Contracted orthodontic activity (UOA)	0
Carry forward orthodontic activity (UOA)	0
Baseline contract value	£446,248.01

ACCESS*

Patients seen in 24 months	Total	Change since previous quarter
Quarter ending March 2018	5,888	
Quarter ending June 2018	6,089	↑
Quarter ending September 2018	6,151	→
Quarter ending December 2018	6,282	↑
Quarter ending March 2019	6,617	↑
Variance since March 2018	12.4%	↑



ACTIVITY



Month	Adjusted Scheduled Activity (UDA)	
	2018	2019
April	612	766
May	2,666	2,490
June	4,061	3,463
July	5,907	5,010
August	7,274	6,947
September	8,173	8,086
October	9,101	9,700
November	11,090	11,062
December	12,529	12,227
January	13,876	13,874
February	15,721	15,466
March	17,335	17,413
April	17,877	18,253
May	17,903	18,258
June	17,943	18,260

QUALITY

	Quantity	Base Number	Contract	AT	Region	England
% of FP17s for the same patient ID Re-attending within 3 months - Children	186	2,424	7.7%	9.5%	11.5%	11.8%
% of FP17s for the same patient ID Re-attending within 3 months - Adults	635	7,457	8.5%	14.2%	15.2%	15.7%
% of FP17s for the same patient ID Re-attending between 3 & 9 months - Children	1,468	2,424	60.6%	61.5%	60.2%	58.9%
% of FP17s for the same patient ID Re-attending between 3 & 9 months - Adults	4,840	7,457	64.9%	52.5%	51.8%	50.8%
% of FP17s for Band 1 Urgent Courses	440	9,885	4.5%	7.9%	8.1%	9.1%
% of FP17s Relating to Free Repair or Replacements	72	9,885	0.7%	0.8%	0.8%	0.8%
% of FP17s Relating to Continuations	80	9,885	0.8%	0.9%	0.9%	0.9%
% of Patients satisfied with the dentistry they have received	4	4	N/A	91.8%	92.7%	92.5%
% of Patients satisfied with the time they had to wait for an appointment	3	4	N/A	86.1%	87.4%	87.0%

* This is based on patients treated on this contract for their most recent course of treatment. Figures in italics indicate the base number of FP17s or Patient Questionnaire responses are less than 100. N/A is shown where the base number of responses is less than 10 during the period. % is calculated as Quantity/Base number*100

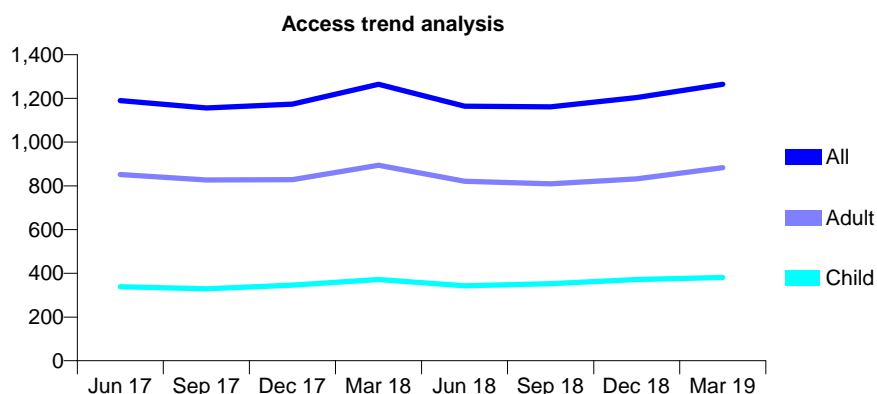
Q59 - Vital Signs At a Glance Contract Report for 919632/0001 - Year end March 2019

Name or company name	MRS D SOLANKI
Contract type name	GDS Contract
Purpose of contract	General
Contract start date	01/04/2006
Contract end date	

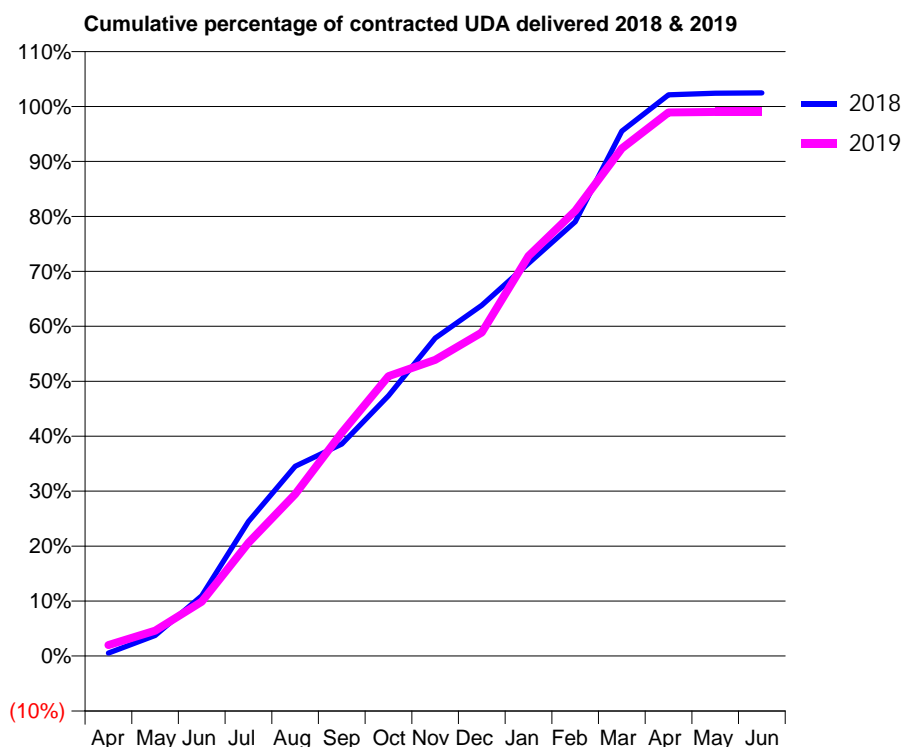
18/19 Contracted general activity (UDA)	3,046
Carry forward general activity (UDA)	-61
18/19 Contracted orthodontic activity (UOA)	0
Carry forward orthodontic activity (UOA)	0
Baseline contract value	£54,935.94

ACCESS*

Patients seen in 24 months	Total	Change since previous quarter
Quarter ending March 2018	1,265	
Quarter ending June 2018	1,164	↓
Quarter ending September 2018	1,161	→
Quarter ending December 2018	1,204	↑
Quarter ending March 2019	1,264	↑
Variance since March 2018	(0.1%)	→



ACTIVITY



Month	Adjusted Scheduled Activity (UDA)	
	2018	2019
April	17	61
May	114	141
June	334	301
July	745	628
August	1,052	898
September	1,175	1,238
October	1,443	1,551
November	1,762	1,641
December	1,945	1,793
January	2,177	2,217
February	2,407	2,468
March	2,909	2,813
April	3,111	3,012
May	3,120	3,015
June	3,121	3,015

QUALITY

	Quantity	Base Number	Contract	AT	Region	England
% of FP17s for the same patient ID Re-attending within 3 months - Children	32	516	6.2%	9.5%	11.5%	11.8%
% of FP17s for the same patient ID Re-attending within 3 months - Adults	119	1,127	10.6%	14.2%	15.2%	15.7%
% of FP17s for the same patient ID Re-attending between 3 & 9 months - Children	193	516	37.4%	61.5%	60.2%	58.9%
% of FP17s for the same patient ID Re-attending between 3 & 9 months - Adults	465	1,127	41.3%	52.5%	51.8%	50.8%
% of FP17s for Band 1 Urgent Courses	111	1,616	6.9%	7.9%	8.1%	9.1%
% of FP17s Relating to Free Repair or Replacements	2	1,616	0.1%	0.8%	0.8%	0.8%
% of FP17s Relating to Continuations	17	1,616	1.1%	0.9%	0.9%	0.9%
% of Patients satisfied with the dentistry they have received	0	0	N/A	91.8%	92.7%	92.5%
% of Patients satisfied with the time they had to wait for an appointment	0	0	N/A	86.1%	87.4%	87.0%

* This is based on patients treated on this contract for their most recent course of treatment.

Figures in italics indicate the base number of FP17s or Patient Questionnaire responses are less than 100. N/A is shown where the base number of responses is less than 10 during the period. % is calculated as Quantity/Base number*100

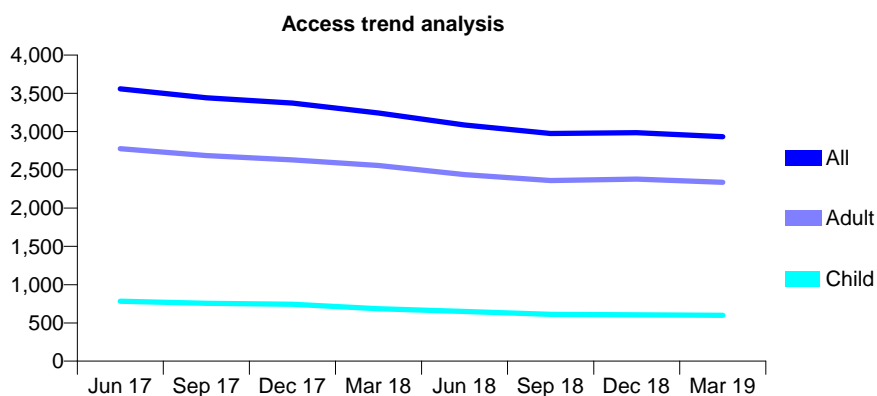
Q59 - Vital Signs At a Glance Contract Report for 919845/0001 - Year end March 2019

Name or company name	MISS H BURNIKELL
Contract type name	GDS Contract
Purpose of contract	General
Contract start date	01/04/2006
Contract end date	

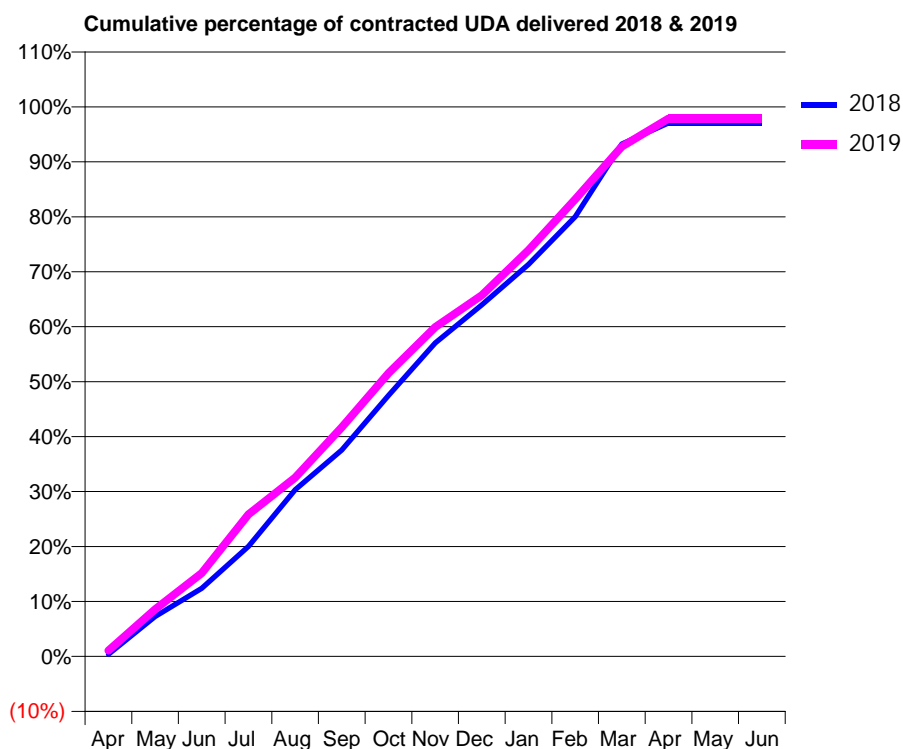
18/19 Contracted general activity (UDA)	8,630
Carry forward general activity (UDA)	252
18/19 Contracted orthodontic activity (UOA)	0
Carry forward orthodontic activity (UOA)	0
Baseline contract value	£231,927.18

ACCESS*

Patients seen in 24 months	Total	Change since previous quarter
Quarter ending March 2018	3,242	
Quarter ending June 2018	3,086	↓
Quarter ending September 2018	2,974	↓
Quarter ending December 2018	2,985	→
Quarter ending March 2019	2,934	↓
Variance since March 2018	(9.5%)	↓



ACTIVITY



Month	Adjusted Scheduled Activity (UDA)	
	2018	2019
April	34	93
May	628	741
June	1,070	1,308
July	1,730	2,231
August	2,616	2,809
September	3,241	3,599
October	4,098	4,447
November	4,923	5,172
December	5,518	5,673
January	6,156	6,380
February	6,906	7,178
March	8,044	8,005
April	8,378	8,444
May	8,378	8,444
June	8,378	8,446

QUALITY

	Quantity	Base Number	Contract	AT	Region	England
% of FP17s for the same patient ID Re-attending within 3 months - Children	303	1,057	28.7%	9.5%	11.5%	11.8%
% of FP17s for the same patient ID Re-attending within 3 months - Adults	1,007	3,755	26.8%	14.2%	15.2%	15.7%
% of FP17s for the same patient ID Re-attending between 3 & 9 months - Children	502	1,057	47.5%	61.5%	60.2%	58.9%
% of FP17s for the same patient ID Re-attending between 3 & 9 months - Adults	1,974	3,755	52.6%	52.5%	51.8%	50.8%
% of FP17s for Band 1 Urgent Courses	368	4,872	7.6%	7.9%	8.1%	9.1%
% of FP17s Relating to Free Repair or Replacements	35	4,872	0.7%	0.8%	0.8%	0.8%
% of FP17s Relating to Continuations	50	4,872	1.0%	0.9%	0.9%	0.9%
% of Patients satisfied with the dentistry they have received	0	0	N/A	91.8%	92.7%	92.5%
% of Patients satisfied with the time they had to wait for an appointment	0	0	N/A	86.1%	87.4%	87.0%

* This is based on patients treated on this contract for their most recent course of treatment.

Figures in italics indicate the base number of FP17s or Patient Questionnaire responses are less than 100. N/A is shown where the base number of responses is less than 10 during the period. % is calculated as Quantity/Base number*100

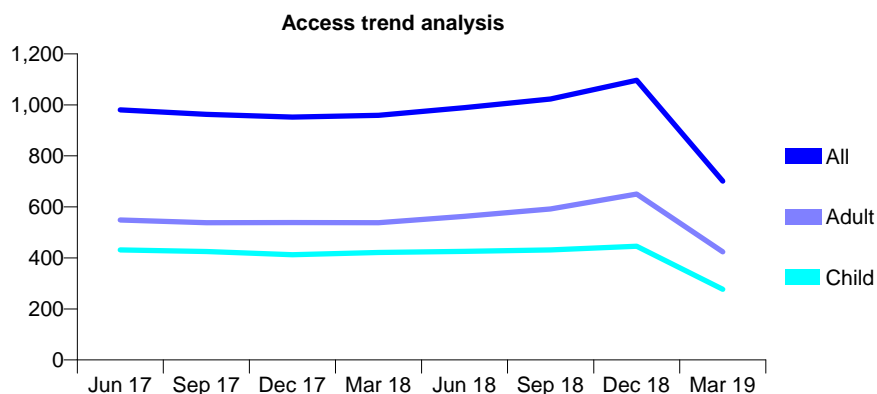
Q59 - Vital Signs At a Glance Contract Report for 925322/0001 - Year end March 2019

Name or company name	Mr P Martin
Contract type name	GDS Contract
Purpose of contract	General
Contract start date	01/04/2006
Contract end date	

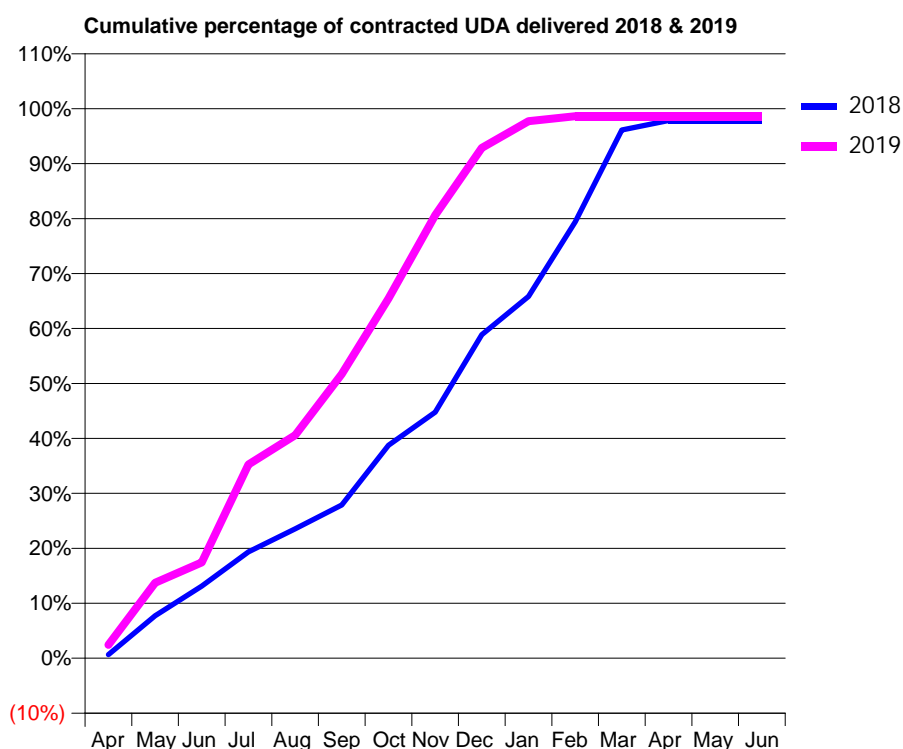
18/19 Contracted general activity (UDA)	2,723
Carry forward general activity (UDA)	59
18/19 Contracted orthodontic activity (UOA)	0
Carry forward orthodontic activity (UOA)	0
Baseline contract value	£71,454.55

ACCESS*

Patients seen in 24 months	Total	Change since previous quarter
Quarter ending March 2018	959	
Quarter ending June 2018	989	↑
Quarter ending September 2018	1,023	↑
Quarter ending December 2018	1,096	↑
Quarter ending March 2019	701	↓
Variance since March 2018	(26.9%)	↓



ACTIVITY



Month	2018	2019
April	18	66
May	211	375
June	357	475
July	527	960
August	641	1,105
September	760	1,408
October	1,055	1,782
November	1,220	2,195
December	1,603	2,529
January	1,792	2,661
February	2,162	2,685
March	2,617	2,685
April	2,664	2,685
May	2,664	2,685
June	2,664	2,685

QUALITY

	Quantity	Base Number	Contract	AT	Region	England
% of FP17s for the same patient ID Re-attending within 3 months - Children	21	469	4.5%	9.5%	11.5%	11.8%
% of FP17s for the same patient ID Re-attending within 3 months - Adults	72	740	9.7%	14.2%	15.2%	15.7%
% of FP17s for the same patient ID Re-attending between 3 & 9 months - Children	229	469	48.8%	61.5%	60.2%	58.9%
% of FP17s for the same patient ID Re-attending between 3 & 9 months - Adults	364	740	49.2%	52.5%	51.8%	50.8%
% of FP17s for Band 1 Urgent Courses	29	1,192	2.4%	7.9%	8.1%	9.1%
% of FP17s Relating to Free Repair or Replacements	3	1,192	0.3%	0.8%	0.8%	0.8%
% of FP17s Relating to Continuations	1	1,192	0.1%	0.9%	0.9%	0.9%
% of Patients satisfied with the dentistry they have received	0	0	N/A	91.8%	92.7%	92.5%
% of Patients satisfied with the time they had to wait for an appointment	0	0	N/A	86.1%	87.4%	87.0%

* This is based on patients treated on this contract for their most recent course of treatment. Figures in italics indicate the base number of FP17s or Patient Questionnaire responses are less than 100. N/A is shown where the base number of responses is less than 10 during the period. % is calculated as Quantity/Base number*100

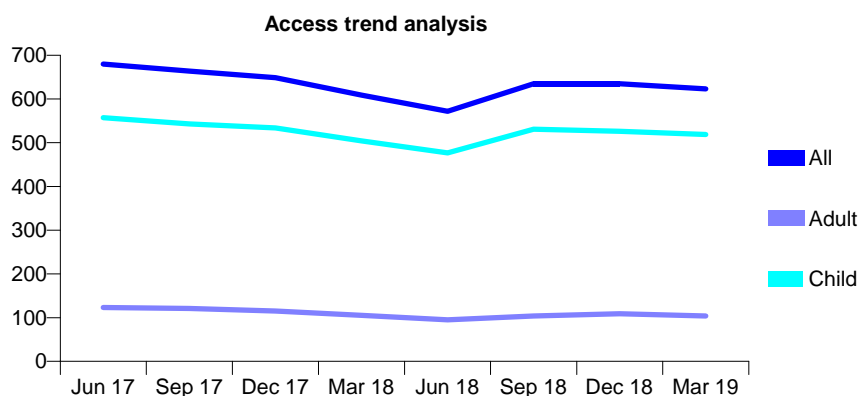
Q59 - Vital Signs At a Glance Contract Report for 927244/0001 - Year end March 2019

Name or company name	MR TE VISSER
Contract type name	GDS Contract
Purpose of contract	General
Contract start date	01/04/2006
Contract end date	

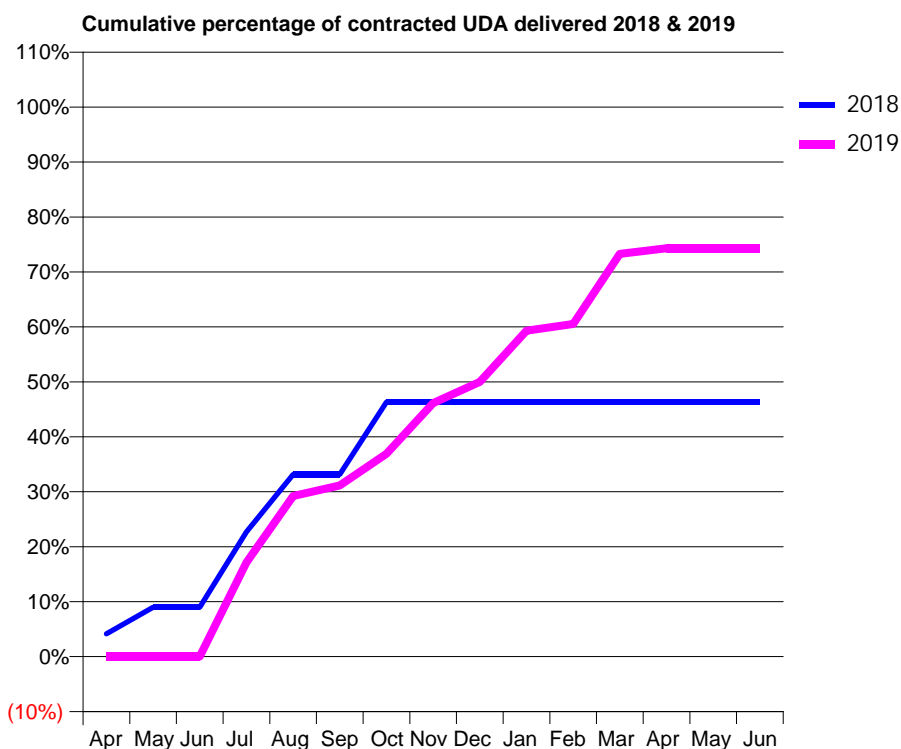
18/19 Contracted general activity (UDA)	1,300
Carry forward general activity (UDA)	0
18/19 Contracted orthodontic activity (UOA)	0
Carry forward orthodontic activity (UOA)	0
Baseline contract value	£29,469.79

ACCESS*

Patients seen in 24 months	Total	Change since previous quarter
Quarter ending March 2018	609	
Quarter ending June 2018	572	↓
Quarter ending September 2018	635	↑
Quarter ending December 2018	635	→
Quarter ending March 2019	623	↓
Variance since March 2018	2.3%	↑



ACTIVITY



Month	Adjusted Scheduled Activity (UDA)	
	2018	2019
April	54	0
May	117	0
June	117	0
July	295	223
August	431	380
September	431	405
October	602	480
November	602	600
December	602	650
January	602	771
February	602	787
March	602	953
April	602	966
May	602	966
June	602	966

QUALITY

	Quantity	Base Number	Contract	AT	Region	England
% of FP17s for the same patient ID Re-attending within 3 months - Children	62	1,211	5.1%	9.5%	11.5%	11.8%
% of FP17s for the same patient ID Re-attending within 3 months - Adults	5	69	7.2%	14.2%	15.2%	15.7%
% of FP17s for the same patient ID Re-attending between 3 & 9 months - Children	887	1,211	73.2%	61.5%	60.2%	58.9%
% of FP17s for the same patient ID Re-attending between 3 & 9 months - Adults	52	69	75.4%	52.5%	51.8%	50.8%
% of FP17s for Band 1 Urgent Courses	0	903	0.0%	7.9%	8.1%	9.1%
% of FP17s Relating to Free Repair or Replacements	0	903	0.0%	0.8%	0.8%	0.8%
% of FP17s Relating to Continuations	15	903	1.7%	0.9%	0.9%	0.9%
% of Patients satisfied with the dentistry they have received	0	0	N/A	91.8%	92.7%	92.5%
% of Patients satisfied with the time they had to wait for an appointment	0	0	N/A	86.1%	87.4%	87.0%

* This is based on patients treated on this contract for their most recent course of treatment. Figures in italics indicate the base number of FP17s or Patient Questionnaire responses are less than 100. N/A is shown where the base number of responses is less than 10 during the period. % is calculated as Quantity/Base number*100

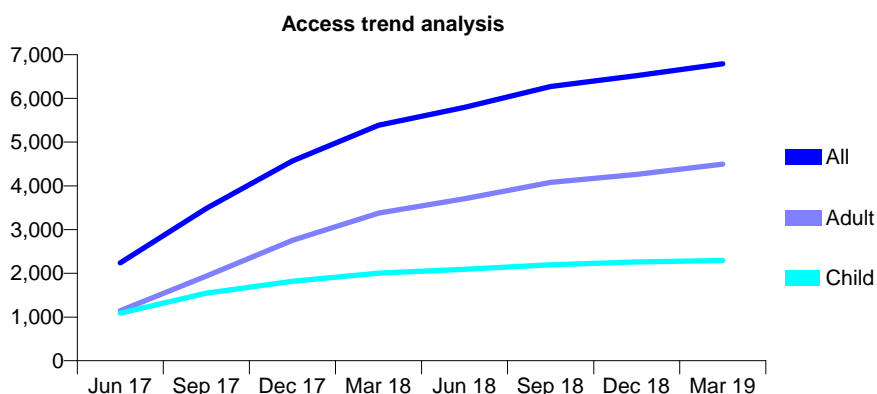
Q59 - Vital Signs At a Glance Contract Report for 929328/0001 - Year end March 2019

Name or company name	MR VH PEART
Contract type name	GDS Contract
Purpose of contract	General and Orthodontic
Contract start date	01/04/2006
Contract end date	

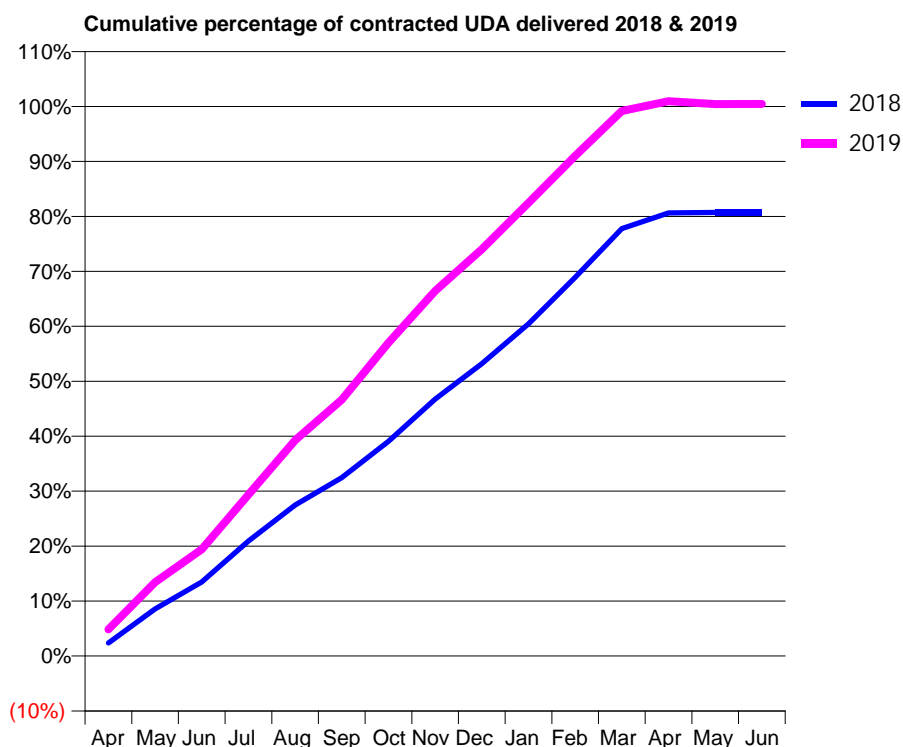
18/19 Contracted general activity (UDA)	18,638
Carry forward general activity (UDA)	0
18/19 Contracted orthodontic activity (UOA)	31
Carry forward orthodontic activity (UOA)	0
Baseline contract value	£465,942.78

ACCESS*

Patients seen in 24 months	Total	Change since previous quarter
Quarter ending March 2018	5,385	
Quarter ending June 2018	5,797	↑
Quarter ending September 2018	6,274	↑
Quarter ending December 2018	6,520	↑
Quarter ending March 2019	6,790	↑
Variance since March 2018	26.1%	↑



ACTIVITY



Month	Adjusted Scheduled Activity (UDA)	
	2018	2019
April	446	906
May	1,598	2,508
June	2,513	3,619
July	3,903	5,476
August	5,123	7,320
September	6,052	8,689
October	7,281	10,627
November	8,715	12,385
December	9,910	13,794
January	11,265	15,366
February	12,841	16,962
March	14,495	18,483
April	15,027	18,811
May	15,042	18,718
June	15,045	18,721

QUALITY

	Quantity	Base Number	Contract	AT	Region	England
% of FP17s for the same patient ID Re-attending within 3 months - Children	273	4,206	6.5%	9.5%	11.5%	11.8%
% of FP17s for the same patient ID Re-attending within 3 months - Adults	770	6,732	11.4%	14.2%	15.2%	15.7%
% of FP17s for the same patient ID Re-attending between 3 & 9 months - Children	2,995	4,206	71.2%	61.5%	60.2%	58.9%
% of FP17s for the same patient ID Re-attending between 3 & 9 months - Adults	2,910	6,732	43.2%	52.5%	51.8%	50.8%
% of FP17s for Band 1 Urgent Courses	506	10,830	4.7%	7.9%	8.1%	9.1%
% of FP17s Relating to Free Repair or Replacements	92	10,830	0.8%	0.8%	0.8%	0.8%
% of FP17s Relating to Continuations	60	10,830	0.6%	0.9%	0.9%	0.9%
% of Patients satisfied with the dentistry they have received	4	5	N/A	91.8%	92.7%	92.5%
% of Patients satisfied with the time they had to wait for an appointment	5	5	N/A	86.1%	87.4%	87.0%

* This is based on patients treated on this contract for their most recent course of treatment. Figures in italics indicate the base number of FP17s or Patient Questionnaire responses are less than 100. N/A is shown where the base number of responses is less than 10 during the period. % is calculated as Quantity/Base number*100

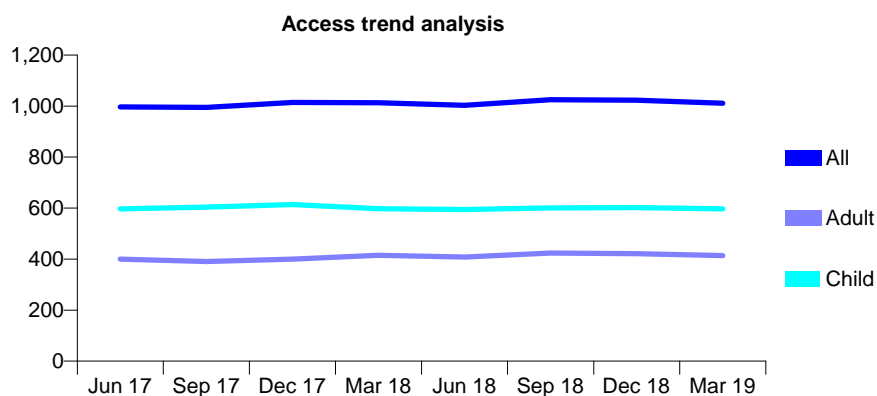
Q59 - Vital Signs At a Glance Contract Report for 931756/0001 - Year end March 2019

Name or company name	MR RD CASEY
Contract type name	GDS Contract
Purpose of contract	General
Contract start date	01/04/2006
Contract end date	

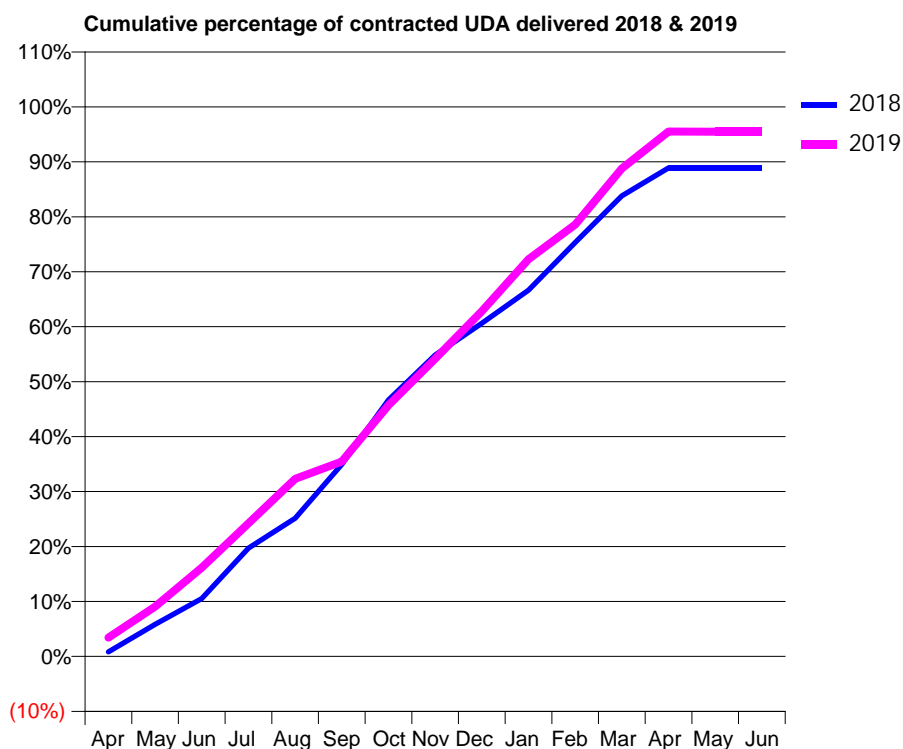
18/19 Contracted general activity (UDA)	3,968
Carry forward general activity (UDA)	0
18/19 Contracted orthodontic activity (UOA)	0
Carry forward orthodontic activity (UOA)	0
Baseline contract value	£109,430.44

ACCESS*

Patients seen in 24 months	Total	Change since previous quarter
Quarter ending March 2018	1,013	
Quarter ending June 2018	1,003	→
Quarter ending September 2018	1,025	↑
Quarter ending December 2018	1,023	→
Quarter ending March 2019	1,011	↓
Variance since March 2018	(0.2%)	→



ACTIVITY



Month	Adjusted Scheduled Activity (UDA)	
	2018	2019
April	33	137
May	231	361
June	418	641
July	782	961
August	998	1,282
September	1,386	1,407
October	1,852	1,814
November	2,176	2,150
December	2,406	2,492
January	2,645	2,867
February	2,989	3,118
March	3,325	3,523
April	3,527	3,790
May	3,527	3,789
June	3,527	3,789

QUALITY

	Quantity	Base Number	Contract	AT	Region	England
% of FP17s for the same patient ID Re-attending within 3 months - Children	64	900	7.1%	9.5%	11.5%	11.8%
% of FP17s for the same patient ID Re-attending within 3 months - Adults	169	586	28.8%	14.2%	15.2%	15.7%
% of FP17s for the same patient ID Re-attending between 3 & 9 months - Children	575	900	63.9%	61.5%	60.2%	58.9%
% of FP17s for the same patient ID Re-attending between 3 & 9 months - Adults	286	586	48.8%	52.5%	51.8%	50.8%
% of FP17s for Band 1 Urgent Courses	45	1,489	3.0%	7.9%	8.1%	9.1%
% of FP17s Relating to Free Repair or Replacements	0	1,489	0.0%	0.8%	0.8%	0.8%
% of FP17s Relating to Continuations	0	1,489	0.0%	0.9%	0.9%	0.9%
% of Patients satisfied with the dentistry they have received	0	0	N/A	91.8%	92.7%	92.5%
% of Patients satisfied with the time they had to wait for an appointment	0	0	N/A	86.1%	87.4%	87.0%

* This is based on patients treated on this contract for their most recent course of treatment. Figures in italics indicate the base number of FP17s or Patient Questionnaire responses are less than 100. N/A is shown where the base number of responses is less than 10 during the period. % is calculated as Quantity/Base number*100

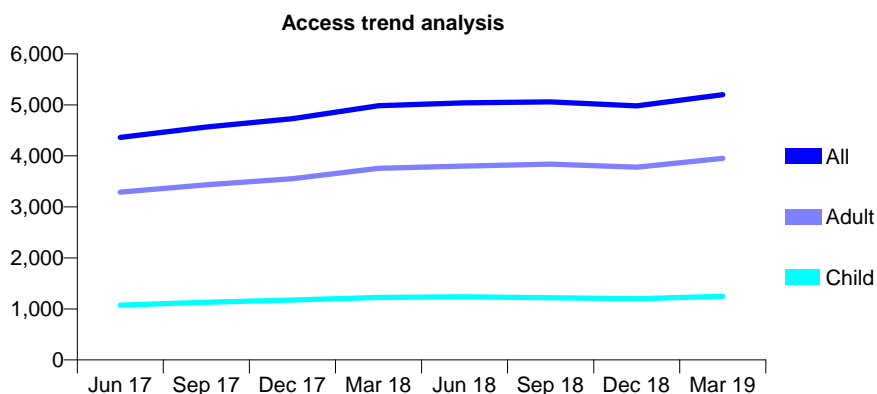
Q59 - Vital Signs At a Glance Contract Report for 939838/0003 - Year end March 2019

Name or company name	MISS Z ISHAK
Contract type name	GDS Contract
Purpose of contract	General
Contract start date	01/04/2008
Contract end date	

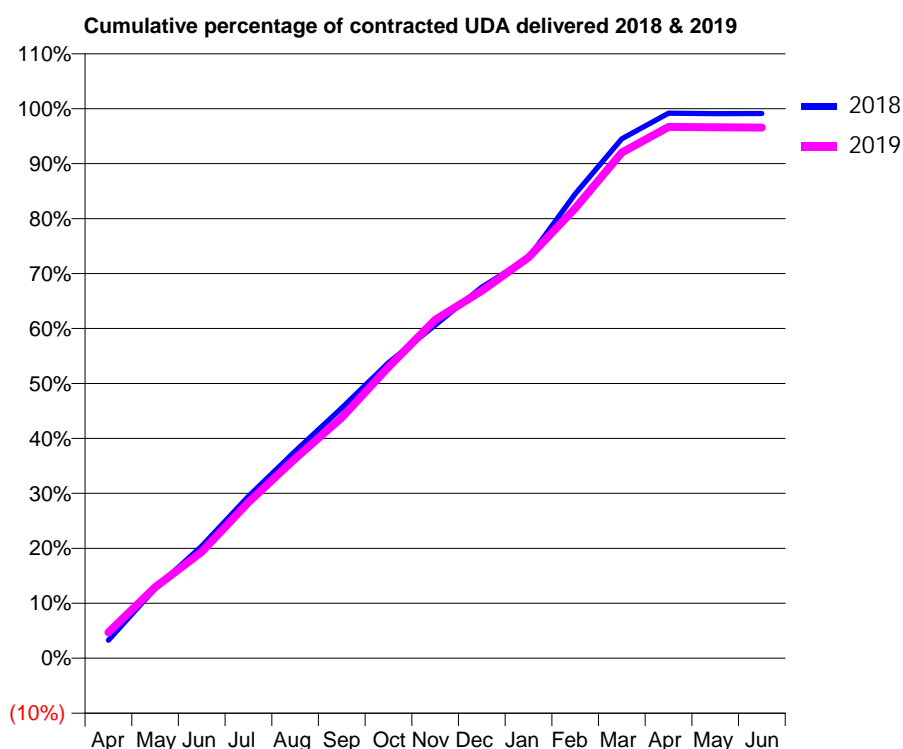
18/19 Contracted general activity (UDA)	15,328
Carry forward general activity (UDA)	136
18/19 Contracted orthodontic activity (UOA)	0
Carry forward orthodontic activity (UOA)	0
Baseline contract value	£341,690.53

ACCESS*

Patients seen in 24 months	Total	Change since previous quarter
Quarter ending March 2018	4,984	
Quarter ending June 2018	5,038	→
Quarter ending September 2018	5,058	→
Quarter ending December 2018	4,979	↓
Quarter ending March 2019	5,200	↑
Variance since March 2018	4.3%	↑



ACTIVITY



Adjusted Scheduled Activity (UDA)		
Month	2018	2019
April	504	725
May	1,944	1,982
June	3,125	2,968
July	4,512	4,350
August	5,774	5,569
September	6,980	6,713
October	8,245	8,121
November	9,293	9,439
December	10,351	10,245
January	11,168	11,179
February	12,952	12,552
March	14,486	14,103
April	15,200	14,817
May	15,191	14,810
June	15,192	14,799

QUALITY

	Quantity	Base Number	Contract	AT	Region	England
% of FP17s for the same patient ID Re-attending within 3 months - Children	138	2,080	6.6%	9.5%	11.5%	11.8%
% of FP17s for the same patient ID Re-attending within 3 months - Adults	658	5,344	12.3%	14.2%	15.2%	15.7%
% of FP17s for the same patient ID Re-attending between 3 & 9 months - Children	1,425	2,080	68.5%	61.5%	60.2%	58.9%
% of FP17s for the same patient ID Re-attending between 3 & 9 months - Adults	2,741	5,344	51.3%	52.5%	51.8%	50.8%
% of FP17s for Band 1 Urgent Courses	408	7,388	5.5%	7.9%	8.1%	9.1%
% of FP17s Relating to Free Repair or Replacements	19	7,388	0.3%	0.8%	0.8%	0.8%
% of FP17s Relating to Continuations	103	7,388	1.4%	0.9%	0.9%	0.9%
% of Patients satisfied with the dentistry they have received	2	2	N/A	91.8%	92.7%	92.5%
% of Patients satisfied with the time they had to wait for an appointment	1	2	N/A	86.1%	87.4%	87.0%

* This is based on patients treated on this contract for their most recent course of treatment.

Figures in italics indicate the base number of FP17s or Patient Questionnaire responses are less than 100. N/A is shown where the base number of responses is less than 10 during the period. % is calculated as Quantity/Base number*100

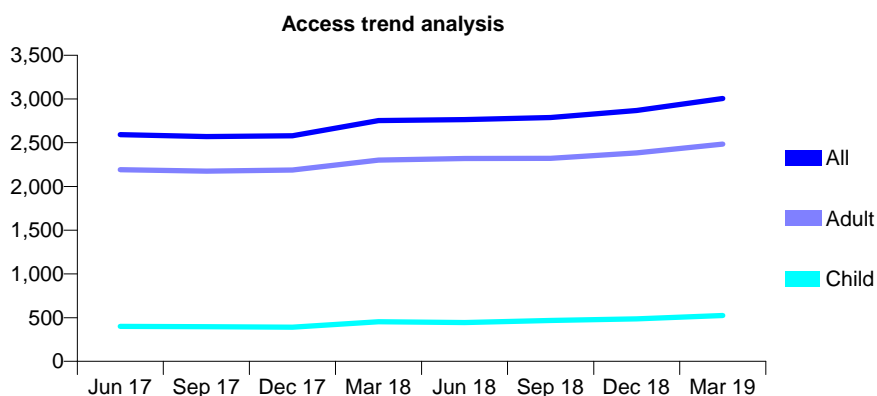
Q59 - Vital Signs At a Glance Contract Report for 939838/0008 - Year end March 2019

Name or company name	MISS Z ISHAK
Contract type name	GDS Contract
Purpose of contract	General
Contract start date	01/02/2013
Contract end date	

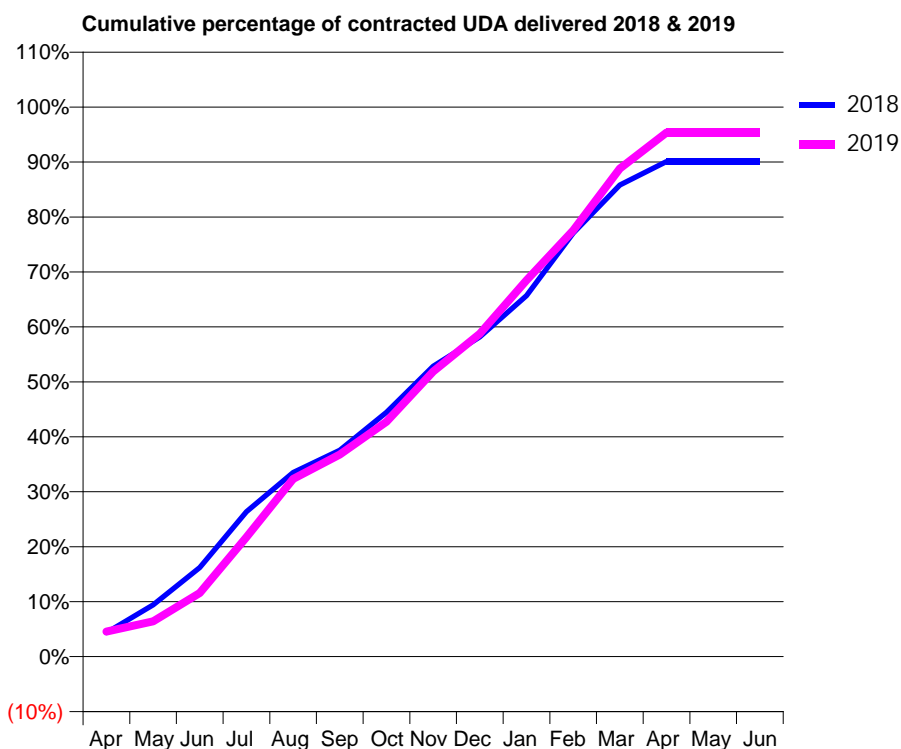
18/19 Contracted general activity (UDA)	10,144
Carry forward general activity (UDA)	0
18/19 Contracted orthodontic activity (UOA)	0
Carry forward orthodontic activity (UOA)	0
Baseline contract value	£276,385.65

ACCESS*

Patients seen in 24 months	Total	Change since previous quarter
Quarter ending March 2018	2,754	
Quarter ending June 2018	2,764	→
Quarter ending September 2018	2,789	→
Quarter ending December 2018	2,868	↑
Quarter ending March 2019	3,007	↑
Variance since March 2018	9.2%	↑



ACTIVITY



Month	Adjusted Scheduled Activity (UDA)	
	2018	2019
April	443	461
May	956	652
June	1,642	1,175
July	2,675	2,204
August	3,399	3,279
September	3,810	3,730
October	4,510	4,335
November	5,360	5,263
December	5,902	5,961
January	6,662	6,947
February	7,819	7,868
March	8,706	9,009
April	9,138	9,673
May	9,138	9,674
June	9,138	9,674

QUALITY

	Quantity	Base Number	Contract	AT	Region	England
% of FP17s for the same patient ID Re-attending within 3 months - Children	21	917	2.3%	9.5%	11.5%	11.8%
% of FP17s for the same patient ID Re-attending within 3 months - Adults	299	3,618	8.3%	14.2%	15.2%	15.7%
% of FP17s for the same patient ID Re-attending between 3 & 9 months - Children	634	917	69.1%	61.5%	60.2%	58.9%
% of FP17s for the same patient ID Re-attending between 3 & 9 months - Adults	2,382	3,618	65.8%	52.5%	51.8%	50.8%
% of FP17s for Band 1 Urgent Courses	3	4,606	0.1%	7.9%	8.1%	9.1%
% of FP17s Relating to Free Repair or Replacements	63	4,606	1.4%	0.8%	0.8%	0.8%
% of FP17s Relating to Continuations	124	4,606	2.7%	0.9%	0.9%	0.9%
% of Patients satisfied with the dentistry they have received	3	3	N/A	91.8%	92.7%	92.5%
% of Patients satisfied with the time they had to wait for an appointment	3	3	N/A	86.1%	87.4%	87.0%

* This is based on patients treated on this contract for their most recent course of treatment. Figures in italics indicate the base number of FP17s or Patient Questionnaire responses are less than 100. N/A is shown where the base number of responses is less than 10 during the period. % is calculated as Quantity/Base number*100

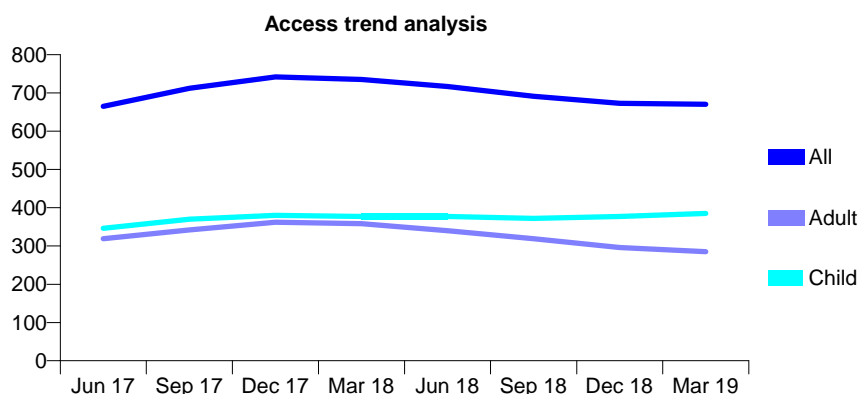
Q59 - Vital Signs At a Glance Contract Report for 962198/0001 - Year end March 2019

Name or company name	MRS S HINDOCHA
Contract type name	GDS Contract
Purpose of contract	General
Contract start date	06/02/2016
Contract end date	

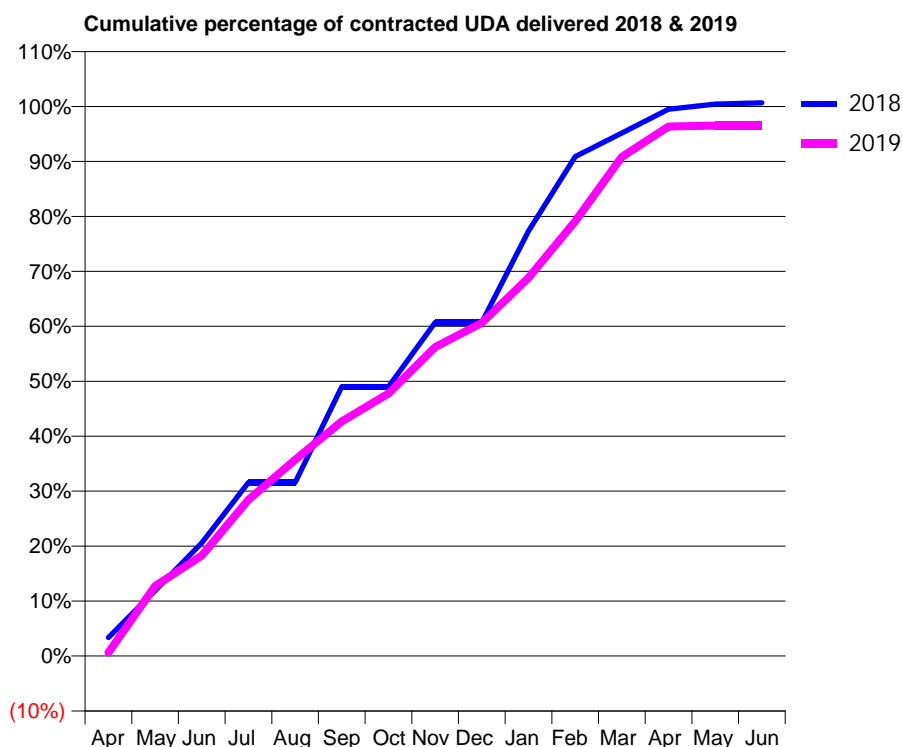
18/19 Contracted general activity (UDA)	2,502
Carry forward general activity (UDA)	-16
18/19 Contracted orthodontic activity (UOA)	0
Carry forward orthodontic activity (UOA)	0
Baseline contract value	£56,257.72

ACCESS*

Patients seen in 24 months	Total	Change since previous quarter
Quarter ending March 2018	735	
Quarter ending June 2018	717	↓
Quarter ending September 2018	691	↓
Quarter ending December 2018	673	↓
Quarter ending March 2019	670	→
Variance since March 2018	(8.8%)	↓



ACTIVITY



Month	Adjusted Scheduled Activity (UDA)	
	2018	2019
April	84	16
May	299	319
June	515	458
July	790	711
August	790	894
September	1,226	1,068
October	1,226	1,195
November	1,519	1,406
December	1,519	1,517
January	1,935	1,722
February	2,274	1,980
March	2,381	2,272
April	2,489	2,411
May	2,513	2,415
June	2,518	2,415

QUALITY

	Quantity	Base Number	Contract	AT	Region	England
% of FP17s for the same patient ID Re-attending within 3 months - Children	66	656	10.1%	9.5%	11.5%	11.8%
% of FP17s for the same patient ID Re-attending within 3 months - Adults	115	407	28.3%	14.2%	15.2%	15.7%
% of FP17s for the same patient ID Re-attending between 3 & 9 months - Children	406	656	61.9%	61.5%	60.2%	58.9%
% of FP17s for the same patient ID Re-attending between 3 & 9 months - Adults	209	407	51.4%	52.5%	51.8%	50.8%
% of FP17s for Band 1 Urgent Courses	75	1,058	7.1%	7.9%	8.1%	9.1%
% of FP17s Relating to Free Repair or Replacements	0	1,058	0.0%	0.8%	0.8%	0.8%
% of FP17s Relating to Continuations	2	1,058	0.2%	0.9%	0.9%	0.9%
% of Patients satisfied with the dentistry they have received	0	0	N/A	91.8%	92.7%	92.5%
% of Patients satisfied with the time they had to wait for an appointment	0	0	N/A	86.1%	87.4%	87.0%

* This is based on patients treated on this contract for their most recent course of treatment. Figures in italics indicate the base number of FP17s or Patient Questionnaire responses are less than 100. N/A is shown where the base number of responses is less than 10 during the period. % is calculated as Quantity/Base number*100

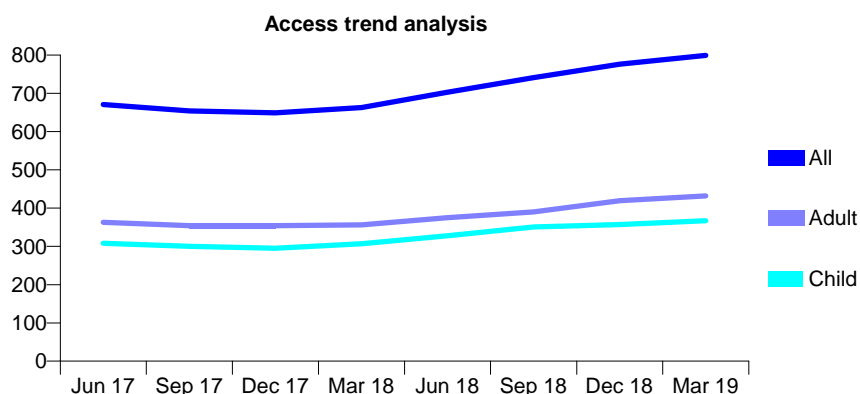
Q59 - Vital Signs At a Glance Contract Report for 967432/0001 - Year end March 2019

Name or company name	Mr S Patel
Contract type name	GDS Contract
Purpose of contract	General
Contract start date	01/12/2007
Contract end date	

18/19 Contracted general activity (UDA)	3,344
Carry forward general activity (UDA)	0
18/19 Contracted orthodontic activity (UOA)	0
Carry forward orthodontic activity (UOA)	0
Baseline contract value	£63,737.71

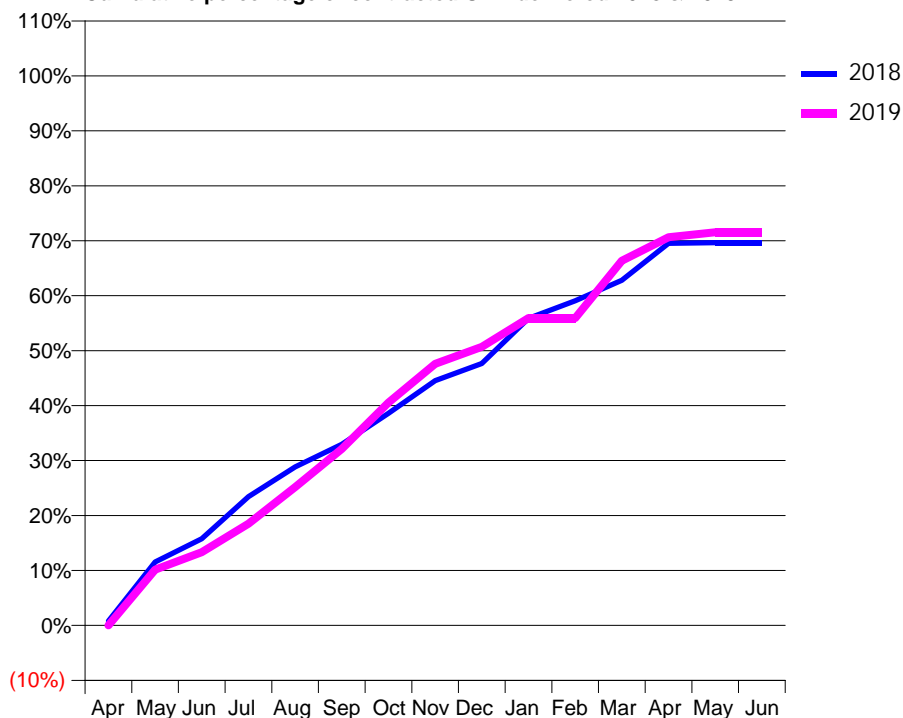
ACCESS*

Patients seen in 24 months	Total	Change since previous quarter
Quarter ending March 2018	663	
Quarter ending June 2018	703	↑
Quarter ending September 2018	741	↑
Quarter ending December 2018	776	↑
Quarter ending March 2019	799	↑
Variance since March 2018	20.5%	↑



ACTIVITY

Cumulative percentage of contracted UDA delivered 2018 & 2019



Adjusted Scheduled Activity (UDA)

Month	2018	2019
April	27	0
May	386	340
June	528	446
July	783	619
August	965	842
September	1,102	1,074
October	1,291	1,357
November	1,489	1,592
December	1,593	1,695
January	1,869	1,870
February	1,975	1,870
March	2,100	2,219
April	2,326	2,362
May	2,330	2,392
June	2,330	2,392

QUALITY

	Quantity	Base Number	Contract	AT	Region	England
% of FP17s for the same patient ID Re-attending within 3 months - Children	70	655	10.7%	9.5%	11.5%	11.8%
% of FP17s for the same patient ID Re-attending within 3 months - Adults	74	574	12.9%	14.2%	15.2%	15.7%
% of FP17s for the same patient ID Re-attending between 3 & 9 months - Children	405	655	61.8%	61.5%	60.2%	58.9%
% of FP17s for the same patient ID Re-attending between 3 & 9 months - Adults	296	574	51.6%	52.5%	51.8%	50.8%
% of FP17s for Band 1 Urgent Courses	38	1,206	3.2%	7.9%	8.1%	9.1%
% of FP17s Relating to Free Repair or Replacements	0	1,206	0.0%	0.8%	0.8%	0.8%
% of FP17s Relating to Continuations	6	1,206	0.5%	0.9%	0.9%	0.9%
% of Patients satisfied with the dentistry they have received	2	2	N/A	91.8%	92.7%	92.5%
% of Patients satisfied with the time they had to wait for an appointment	2	2	N/A	86.1%	87.4%	87.0%

* This is based on patients treated on this contract for their most recent course of treatment.

Figures in italics indicate the base number of FP17s or Patient Questionnaire responses are less than 100. N/A is shown where the base number of responses is less than 10 during the period. % is calculated as Quantity/Base number*100

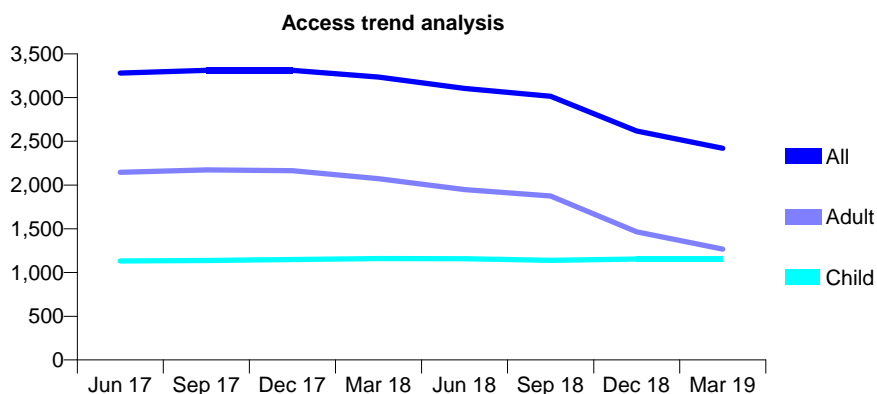
Q59 - Vital Signs At a Glance Contract Report for 995584/0001 - Year end March 2019

Name or company name	Mr B Khaseria & Mrs M K Dhariwal
Contract type name	GDS Contract
Purpose of contract	General
Contract start date	01/01/2016
Contract end date	

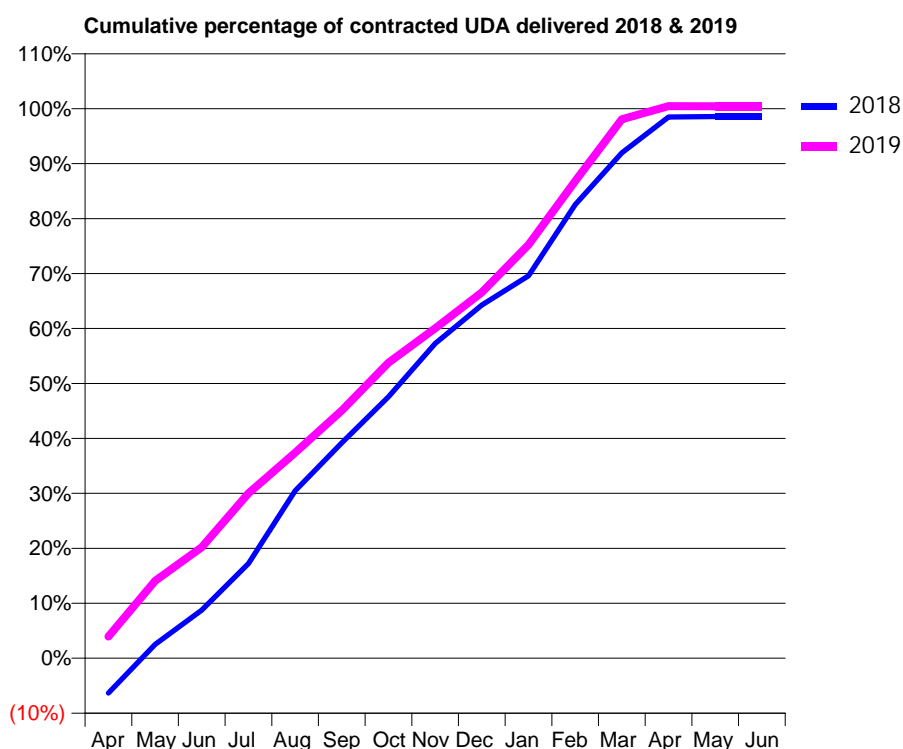
18/19 Contracted general activity (UDA)	5,032
Carry forward general activity (UDA)	73
18/19 Contracted orthodontic activity (UOA)	0
Carry forward orthodontic activity (UOA)	0
Baseline contract value	£138,773.95

ACCESS*

Patients seen in 24 months	Total	Change since previous quarter
Quarter ending March 2018	3,234	
Quarter ending June 2018	3,104	↓
Quarter ending September 2018	3,015	↓
Quarter ending December 2018	2,618	↓
Quarter ending March 2019	2,421	↓
Variance since March 2018	(25.1%)	↓



ACTIVITY



Month	2018	2019
April	-319	198
May	127	709
June	440	1,016
July	867	1,510
August	1,533	1,882
September	1,971	2,268
October	2,395	2,707
November	2,882	3,022
December	3,234	3,349
January	3,501	3,786
February	4,154	4,369
March	4,627	4,935
April	4,955	5,055
May	4,959	5,054
June	4,959	5,054

QUALITY

	Quantity	Base Number	Contract	AT	Region	England
% of FP17s for the same patient ID Re-attending within 3 months - Children	83	1,677	4.9%	9.5%	11.5%	11.8%
% of FP17s for the same patient ID Re-attending within 3 months - Adults	110	1,442	7.6%	14.2%	15.2%	15.7%
% of FP17s for the same patient ID Re-attending between 3 & 9 months - Children	1,062	1,677	63.3%	61.5%	60.2%	58.9%
% of FP17s for the same patient ID Re-attending between 3 & 9 months - Adults	553	1,442	38.3%	52.5%	51.8%	50.8%
% of FP17s for Band 1 Urgent Courses	139	2,761	5.0%	7.9%	8.1%	9.1%
% of FP17s Relating to Free Repair or Replacements	0	2,761	0.0%	0.8%	0.8%	0.8%
% of FP17s Relating to Continuations	0	2,761	0.0%	0.9%	0.9%	0.9%
% of Patients satisfied with the dentistry they have received	1	1	N/A	91.8%	92.7%	92.5%
% of Patients satisfied with the time they had to wait for an appointment	1	1	N/A	86.1%	87.4%	87.0%

* This is based on patients treated on this contract for their most recent course of treatment.

Figures in italics indicate the base number of FP17s or Patient Questionnaire responses are less than 100. N/A is shown where the base number of responses is less than 10 during the period. % is calculated as Quantity/Base number*100

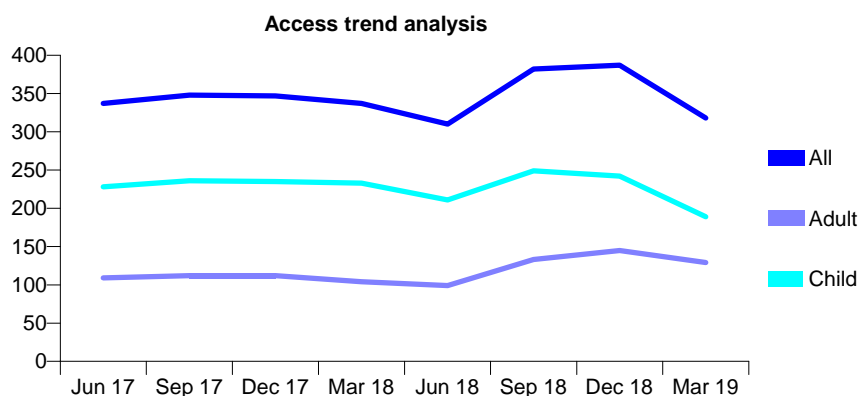
Q59 - Vital Signs At a Glance Contract Report for 998133/0001 - Year end March 2019

Name or company name	Desai, Shah & Thakor (T/A Queens Rd Der
Contract type name	GDS Contract
Purpose of contract	General
Contract start date	01/04/2006
Contract end date	

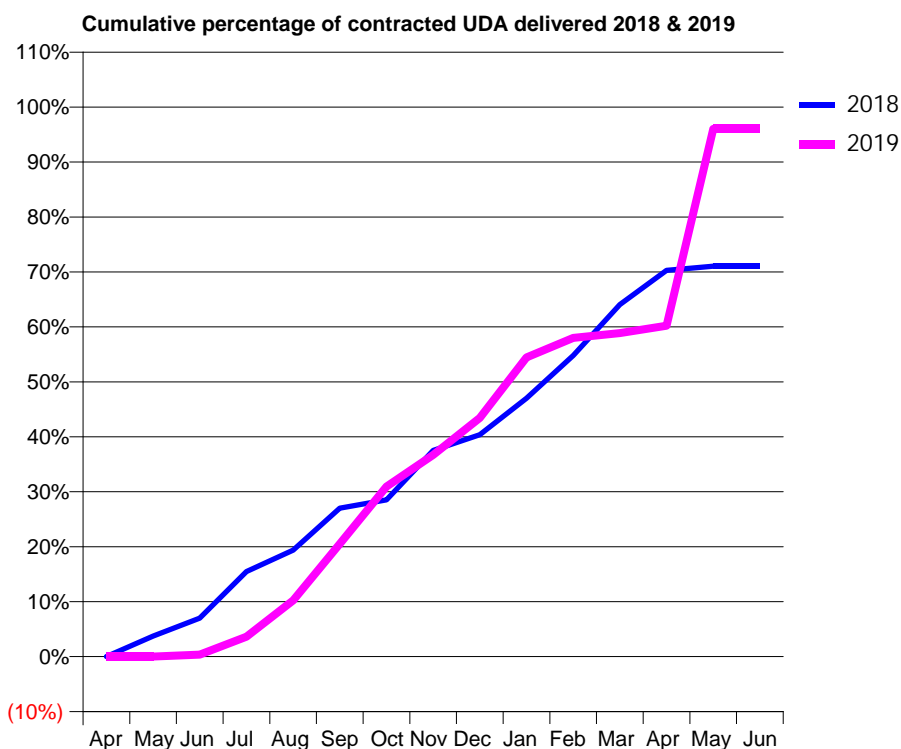
18/19 Contracted general activity (UDA)	800
Carry forward general activity (UDA)	0
18/19 Contracted orthodontic activity (UOA)	0
Carry forward orthodontic activity (UOA)	0
Baseline contract value	£17,622.21

ACCESS*

Patients seen in 24 months	Total	Change since previous quarter
Quarter ending March 2018	337	
Quarter ending June 2018	310	↓
Quarter ending September 2018	382	↑
Quarter ending December 2018	387	→
Quarter ending March 2019	318	↓
Variance since March 2018	(5.6%)	↓



ACTIVITY



Month	Adjusted Scheduled Activity (UDA)	
	2018	2019
April	0	0
May	30	0
June	56	3
July	124	29
August	155	82
September	216	164
October	228	248
November	300	294
December	323	348
January	376	436
February	438	464
March	512	471
April	562	482
May	568	768
June	568	768

QUALITY

	Quantity	Base Number	Contract	AT	Region	England
% of FP17s for the same patient ID Re-attending within 3 months - Children	4	205	2.0%	9.5%	11.5%	11.8%
% of FP17s for the same patient ID Re-attending within 3 months - Adults	2	123	1.6%	14.2%	15.2%	15.7%
% of FP17s for the same patient ID Re-attending between 3 & 9 months - Children	36	205	17.6%	61.5%	60.2%	58.9%
% of FP17s for the same patient ID Re-attending between 3 & 9 months - Adults	7	123	5.7%	52.5%	51.8%	50.8%
% of FP17s for Band 1 Urgent Courses	11	468	2.4%	7.9%	8.1%	9.1%
% of FP17s Relating to Free Repair or Replacements	0	468	0.0%	0.8%	0.8%	0.8%
% of FP17s Relating to Continuations	0	468	0.0%	0.9%	0.9%	0.9%
% of Patients satisfied with the dentistry they have received	0	0	N/A	91.8%	92.7%	92.5%
% of Patients satisfied with the time they had to wait for an appointment	0	0	N/A	86.1%	87.4%	87.0%

* This is based on patients treated on this contract for their most recent course of treatment. Figures in italics indicate the base number of FP17s or Patient Questionnaire responses are less than 100. N/A is shown where the base number of responses is less than 10 during the period. % is calculated as Quantity/Base number*100

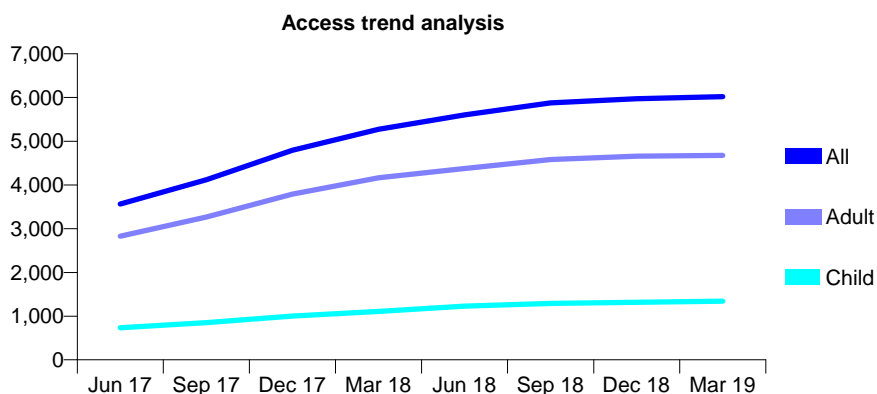
Q60 - Vital Signs At a Glance Contract Report for 100034/0000 - Year end March 2019

Name or company name	Whitecross Dental Care Limited
Contract type name	GDS Contract
Purpose of contract	General
Contract start date	01/04/2016
Contract end date	

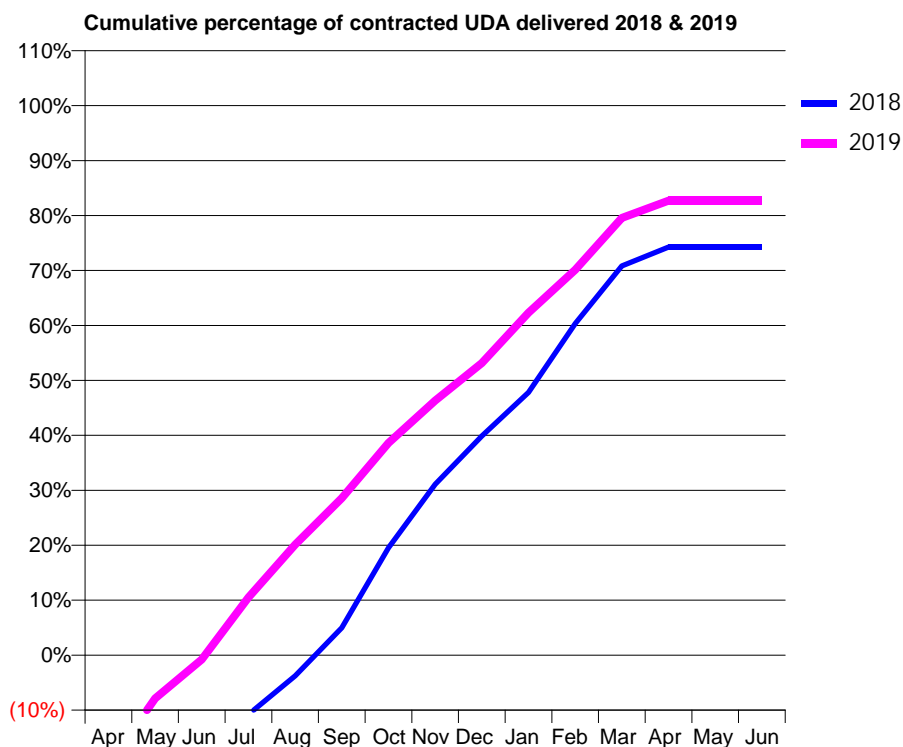
18/19 Contracted general activity (UDA)	16,000
Carry forward general activity (UDA)	4,118
18/19 Contracted orthodontic activity (UOA)	0
Carry forward orthodontic activity (UOA)	0
Baseline contract value	£404,128.75

ACCESS*

Patients seen in 24 months	Total	Change since previous quarter
Quarter ending March 2018	5,273	
Quarter ending June 2018	5,605	↑
Quarter ending September 2018	5,875	↑
Quarter ending December 2018	5,974	→
Quarter ending March 2019	6,020	→
Variance since March 2018	14.2%	↑



ACTIVITY



Month	Adjusted Scheduled Activity (UDA)	
	2018	2019
April	-5,045	-3,207
May	-3,875	-1,262
June	-2,925	-131
July	-1,735	1,684
August	-604	3,220
September	799	4,571
October	3,127	6,179
November	4,977	7,415
December	6,379	8,506
January	7,650	9,969
February	9,654	11,221
March	11,330	12,729
April	11,883	13,229
May	11,883	13,233
June	11,882	13,233

QUALITY

	Quantity	Base Number	Contract	AT	Region	England
% of FP17s for the same patient ID Re-attending within 3 months - Children	73	1,676	4.4%	9.9%	11.5%	11.8%
% of FP17s for the same patient ID Re-attending within 3 months - Adults	848	5,879	14.4%	13.3%	15.2%	15.7%
% of FP17s for the same patient ID Re-attending between 3 & 9 months - Children	914	1,676	54.5%	61.0%	60.2%	58.9%
% of FP17s for the same patient ID Re-attending between 3 & 9 months - Adults	2,953	5,879	50.2%	54.9%	51.8%	50.8%
% of FP17s for Band 1 Urgent Courses	613	7,538	8.1%	7.4%	8.1%	9.1%
% of FP17s Relating to Free Repair or Replacements	71	7,538	0.9%	0.9%	0.8%	0.8%
% of FP17s Relating to Continuations	131	7,538	1.7%	1.0%	0.9%	0.9%
% of Patients satisfied with the dentistry they have received	5	5	N/A	93.7%	92.7%	92.5%
% of Patients satisfied with the time they had to wait for an appointment	5	5	N/A	89.7%	87.4%	87.0%

* This is based on patients treated on this contract for their most recent course of treatment. Figures in italics indicate the base number of FP17s or Patient Questionnaire responses are less than 100. N/A is shown where the base number of responses is less than 10 during the period. % is calculated as Quantity/Base number*100

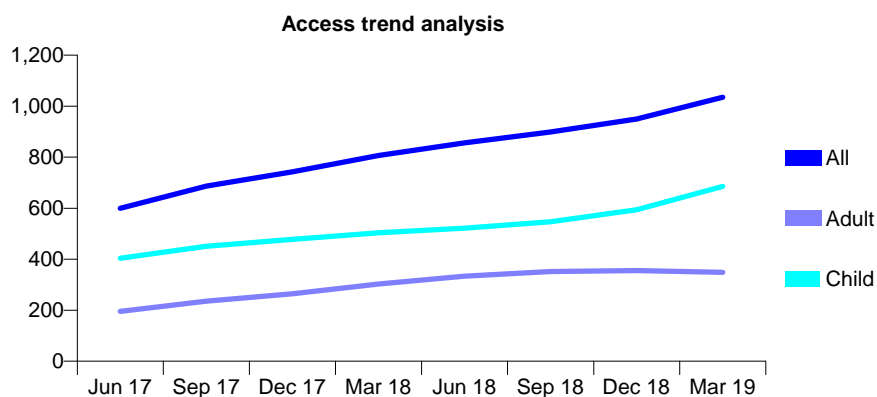
Q60 - Vital Signs At a Glance Contract Report for 100233/0000 - Year end March 2019

Name or company name	Willow Street Dental Practice
Contract type name	GDS Contract
Purpose of contract	General
Contract start date	01/12/2016
Contract end date	

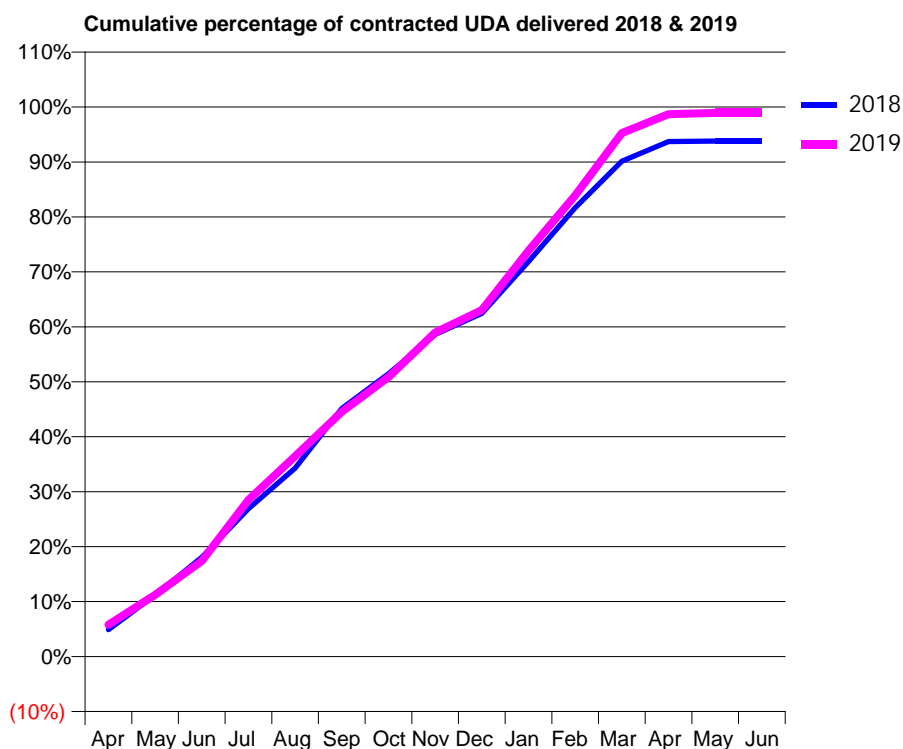
18/19 Contracted general activity (UDA)	2,110
Carry forward general activity (UDA)	0
18/19 Contracted orthodontic activity (UOA)	0
Carry forward orthodontic activity (UOA)	0
Baseline contract value	£55,659.30

ACCESS*

Patients seen in 24 months	Total	Change since previous quarter
Quarter ending March 2018	807	
Quarter ending June 2018	856	↑
Quarter ending September 2018	899	↑
Quarter ending December 2018	950	↑
Quarter ending March 2019	1,035	↑
Variance since March 2018	28.3%	↑



ACTIVITY



Month	Adjusted Scheduled Activity (UDA)	
	2018	2019
April	103	122
May	236	237
June	381	367
July	567	601
August	724	769
September	952	939
October	1,086	1,073
November	1,237	1,244
December	1,317	1,330
January	1,517	1,558
February	1,724	1,771
March	1,902	2,010
April	1,977	2,082
May	1,979	2,087
June	1,979	2,087

QUALITY

	Quantity	Base Number	Contract	AT	Region	England
% of FP17s for the same patient ID Re-attending within 3 months - Children	106	1,189	8.9%	9.9%	11.5%	11.8%
% of FP17s for the same patient ID Re-attending within 3 months - Adults	42	415	10.1%	13.3%	15.2%	15.7%
% of FP17s for the same patient ID Re-attending between 3 & 9 months - Children	729	1,189	61.3%	61.0%	60.2%	58.9%
% of FP17s for the same patient ID Re-attending between 3 & 9 months - Adults	240	415	57.8%	54.9%	51.8%	50.8%
% of FP17s for Band 1 Urgent Courses	88	1,611	5.5%	7.4%	8.1%	9.1%
% of FP17s Relating to Free Repair or Replacements	0	1,611	0.0%	0.9%	0.8%	0.8%
% of FP17s Relating to Continuations	0	1,611	0.0%	1.0%	0.9%	0.9%
% of Patients satisfied with the dentistry they have received	0	0	N/A	93.7%	92.7%	92.5%
% of Patients satisfied with the time they had to wait for an appointment	0	0	N/A	89.7%	87.4%	87.0%

* This is based on patients treated on this contract for their most recent course of treatment. Figures in italics indicate the base number of FP17s or Patient Questionnaire responses are less than 100. N/A is shown where the base number of responses is less than 10 during the period. % is calculated as Quantity/Base number*100

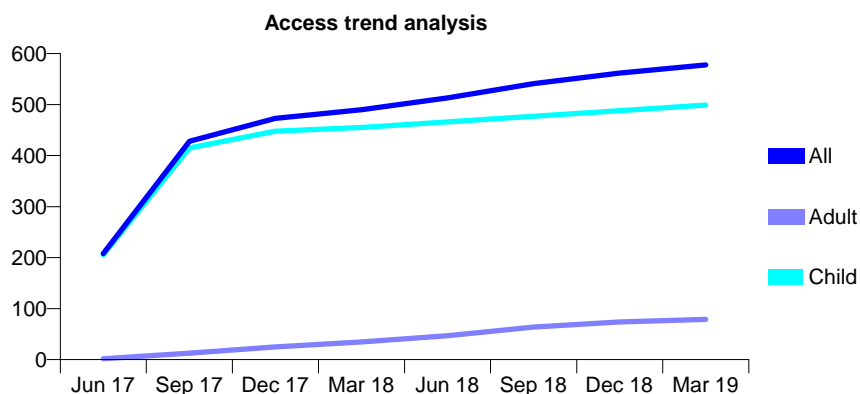
Q60 - Vital Signs At a Glance Contract Report for 100324/0000 - Year end March 2019

Name or company name	Hughes & Owen Dental Care
Contract type name	GDS Contract
Purpose of contract	General
Contract start date	01/04/2017
Contract end date	

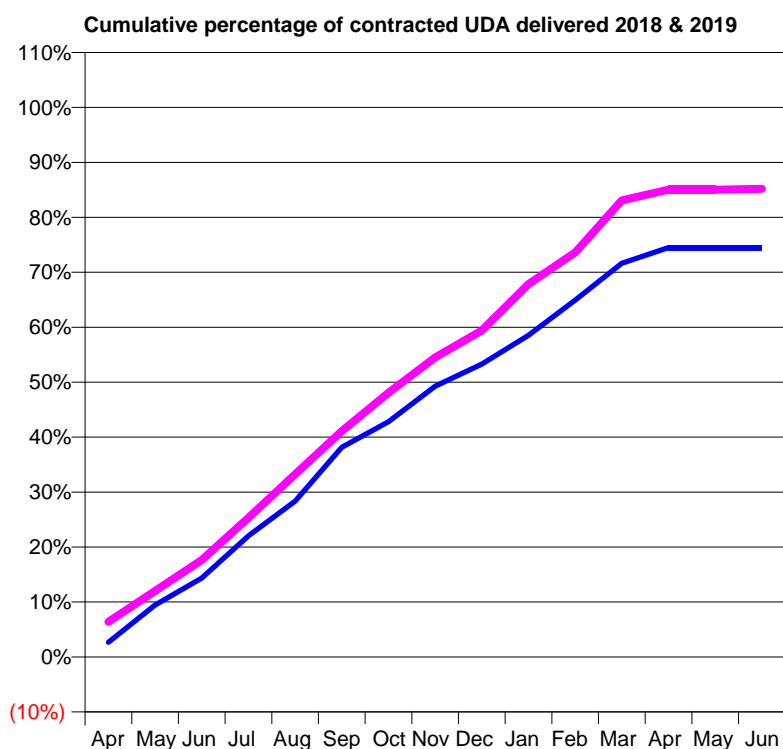
18/19 Contracted general activity (UDA)	1,250
Carry forward general activity (UDA)	0
18/19 Contracted orthodontic activity (UOA)	0
Carry forward orthodontic activity (UOA)	0
Baseline contract value	£25,902.98

ACCESS*

Patients seen in 24 months	Total	Change since previous quarter
Quarter ending March 2018	490	
Quarter ending June 2018	513	↑
Quarter ending September 2018	541	↑
Quarter ending December 2018	562	↑
Quarter ending March 2019	578	↑
Variance since March 2018	18.0%	↑



ACTIVITY



Month	Adjusted Scheduled Activity (UDA)	
	2018	2019
April	39	80
May	137	150
June	208	221
July	320	316
August	411	416
September	553	514
October	621	601
November	714	681
December	773	743
January	849	848
February	941	920
March	1,039	1,039
April	1,080	1,063
May	1,080	1,063
June	1,080	1,065

QUALITY

	Quantity	Base Number	Contract	AT	Region	England
% of FP17s for the same patient ID Re-attending within 3 months - Children	63	896	7.0%	9.9%	11.5%	11.8%
% of FP17s for the same patient ID Re-attending within 3 months - Adults	0	0	N/A	13.3%	15.2%	15.7%
% of FP17s for the same patient ID Re-attending between 3 & 9 months - Children	633	896	70.6%	61.0%	60.2%	58.9%
% of FP17s for the same patient ID Re-attending between 3 & 9 months - Adults	0	0	N/A	54.9%	51.8%	50.8%
% of FP17s for Band 1 Urgent Courses	20	886	2.3%	7.4%	8.1%	9.1%
% of FP17s Relating to Free Repair or Replacements	0	886	0.0%	0.9%	0.8%	0.8%
% of FP17s Relating to Continuations	0	886	0.0%	1.0%	0.9%	0.9%
% of Patients satisfied with the dentistry they have received	0	0	N/A	93.7%	92.7%	92.5%
% of Patients satisfied with the time they had to wait for an appointment	0	0	N/A	89.7%	87.4%	87.0%

* This is based on patients treated on this contract for their most recent course of treatment. Figures in italics indicate the base number of FP17s or Patient Questionnaire responses are less than 100. N/A is shown where the base number of responses is less than 10 during the period. % is calculated as Quantity/Base number*100

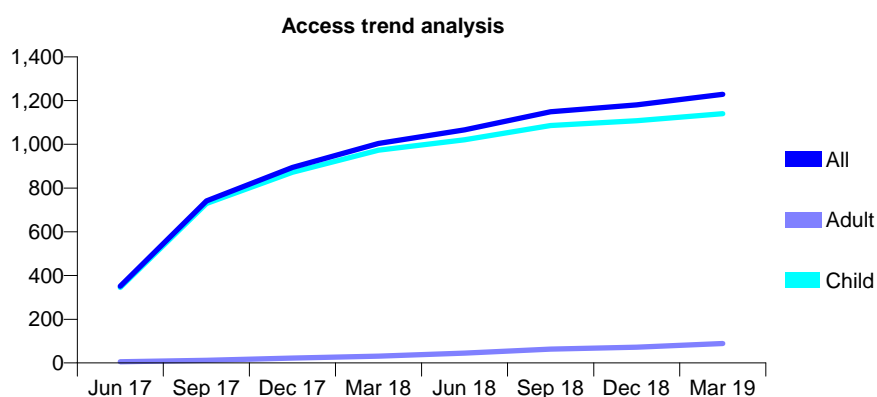
Q60 - Vital Signs At a Glance Contract Report for 100346/0000 - Year end March 2019

Name or company name	Burton Family Dental Practice
Contract type name	GDS Contract
Purpose of contract	General
Contract start date	01/04/2017
Contract end date	

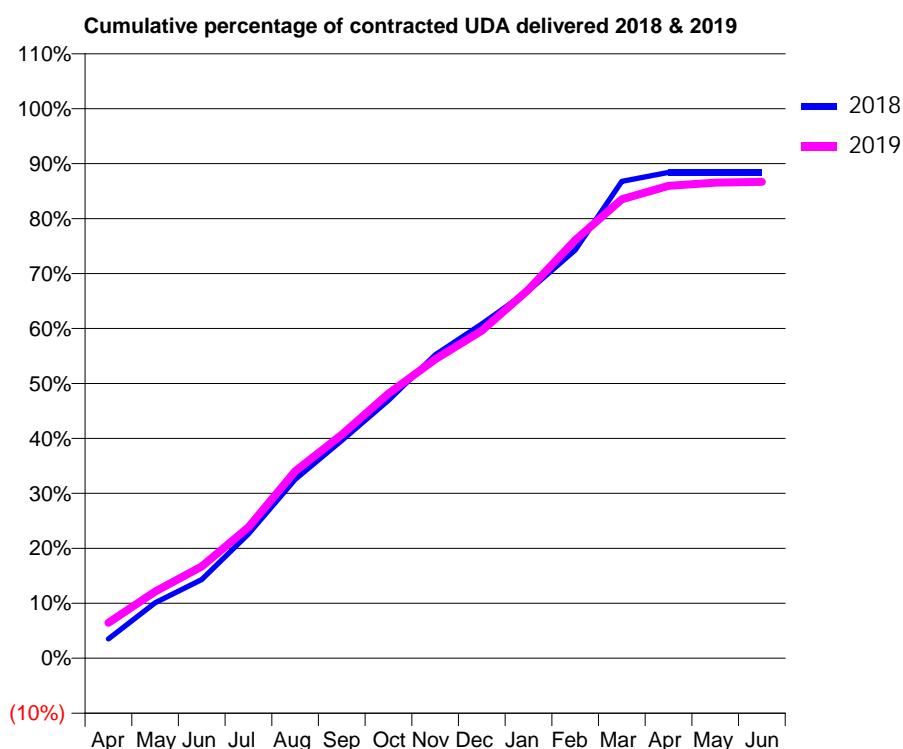
18/19 Contracted general activity (UDA)	2,400
Carry forward general activity (UDA)	0
18/19 Contracted orthodontic activity (UOA)	0
Carry forward orthodontic activity (UOA)	0
Baseline contract value	£52,014.32

ACCESS*

Patients seen in 24 months	Total	Change since previous quarter
Quarter ending March 2018	1,004	
Quarter ending June 2018	1,066	↑
Quarter ending September 2018	1,149	↑
Quarter ending December 2018	1,180	↑
Quarter ending March 2019	1,229	↑
Variance since March 2018	22.4%	↑



ACTIVITY



Month	2018	2019
April	84	155
May	242	291
June	343	401
July	542	572
August	781	817
September	951	976
October	1,126	1,156
November	1,324	1,305
December	1,460	1,430
January	1,605	1,610
February	1,783	1,826
March	2,082	2,005
April	2,122	2,063
May	2,122	2,077
June	2,122	2,080

QUALITY

	Quantity	Base Number	Contract	AT	Region	England
% of FP17s for the same patient ID Re-attending within 3 months - Children	67	1,666	4.0%	9.9%	11.5%	11.8%
% of FP17s for the same patient ID Re-attending within 3 months - Adults	0	0	N/A	13.3%	15.2%	15.7%
% of FP17s for the same patient ID Re-attending between 3 & 9 months - Children	1,090	1,666	65.4%	61.0%	60.2%	58.9%
% of FP17s for the same patient ID Re-attending between 3 & 9 months - Adults	0	0	N/A	54.9%	51.8%	50.8%
% of FP17s for Band 1 Urgent Courses	53	1,692	3.1%	7.4%	8.1%	9.1%
% of FP17s Relating to Free Repair or Replacements	1	1,692	0.1%	0.9%	0.8%	0.8%
% of FP17s Relating to Continuations	0	1,692	0.0%	1.0%	0.9%	0.9%
% of Patients satisfied with the dentistry they have received	0	0	N/A	93.7%	92.7%	92.5%
% of Patients satisfied with the time they had to wait for an appointment	0	0	N/A	89.7%	87.4%	87.0%

* This is based on patients treated on this contract for their most recent course of treatment.

Figures in italics indicate the base number of FP17s or Patient Questionnaire responses are less than 100. N/A is shown where the base number of responses is less than 10 during the period. % is calculated as Quantity/Base number*100

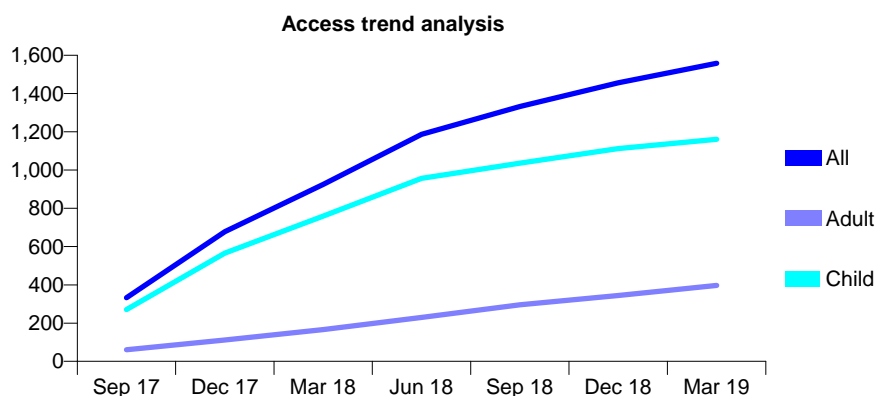
Q60 - Vital Signs At a Glance Contract Report for 100486/0000 - Year end March 2019

Name or company name	New Park House Dental Centre
Contract type name	GDS Contract
Purpose of contract	General and Orthodontic
Contract start date	01/08/2017
Contract end date	

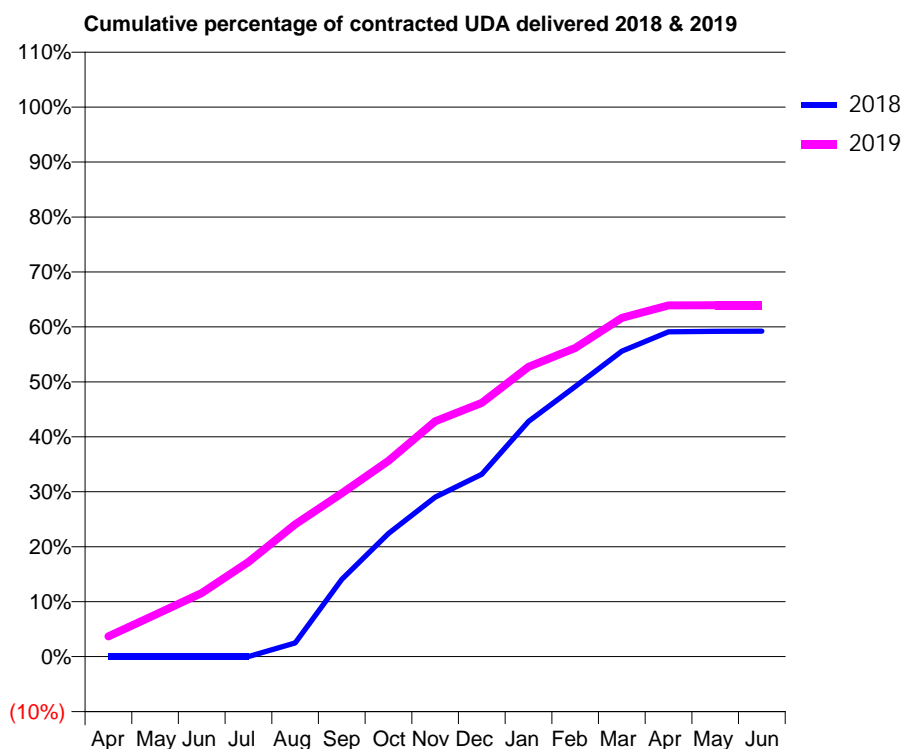
18/19 Contracted general activity (UDA)	4,528
Carry forward general activity (UDA)	0
18/19 Contracted orthodontic activity (UOA)	839
Carry forward orthodontic activity (UOA)	0
Baseline contract value	£183,407.47

ACCESS*

Patients seen in 24 months	Total	Change since previous quarter
Quarter ending March 2018	925	
Quarter ending June 2018	1,187	↑
Quarter ending September 2018	1,332	↑
Quarter ending December 2018	1,456	↑
Quarter ending March 2019	1,558	↑
Variance since March 2018	68.4%	↑



ACTIVITY



Month	Adjusted Scheduled Activity (UDA)	
	2018	2019
April	0	167
May	0	344
June	0	525
July	0	780
August	75	1,090
September	424	1,345
October	676	1,614
November	876	1,939
December	1,002	2,090
January	1,292	2,387
February	1,484	2,544
March	1,678	2,791
April	1,784	2,894
May	1,787	2,895
June	1,788	2,895

QUALITY

	Quantity	Base Number	Contract	AT	Region	England
% of FP17s for the same patient ID Re-attending within 3 months - Children	175	1,832	9.6%	9.9%	11.5%	11.8%
% of FP17s for the same patient ID Re-attending within 3 months - Adults	22	323	6.8%	13.3%	15.2%	15.7%
% of FP17s for the same patient ID Re-attending between 3 & 9 months - Children	846	1,832	46.2%	61.0%	60.2%	58.9%
% of FP17s for the same patient ID Re-attending between 3 & 9 months - Adults	70	323	21.7%	54.9%	51.8%	50.8%
% of FP17s for Band 1 Urgent Courses	54	1,999	2.7%	7.4%	8.1%	9.1%
% of FP17s Relating to Free Repair or Replacements	0	1,999	0.0%	0.9%	0.8%	0.8%
% of FP17s Relating to Continuations	1	1,999	0.1%	1.0%	0.9%	0.9%
% of Patients satisfied with the dentistry they have received	0	0	N/A	93.7%	92.7%	92.5%
% of Patients satisfied with the time they had to wait for an appointment	0	0	N/A	89.7%	87.4%	87.0%

* This is based on patients treated on this contract for their most recent course of treatment. Figures in italics indicate the base number of FP17s or Patient Questionnaire responses are less than 100. N/A is shown where the base number of responses is less than 10 during the period. % is calculated as Quantity/Base number*100

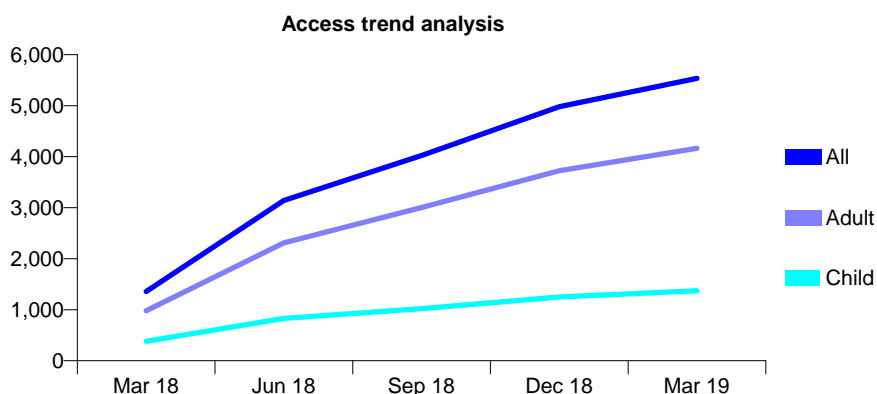
Q60 - Vital Signs At a Glance Contract Report for 100574/0000 - Year end March 2019

Name or company name	Primecare Oral
Contract type name	GDS Contract
Purpose of contract	General
Contract start date	01/01/2018
Contract end date	

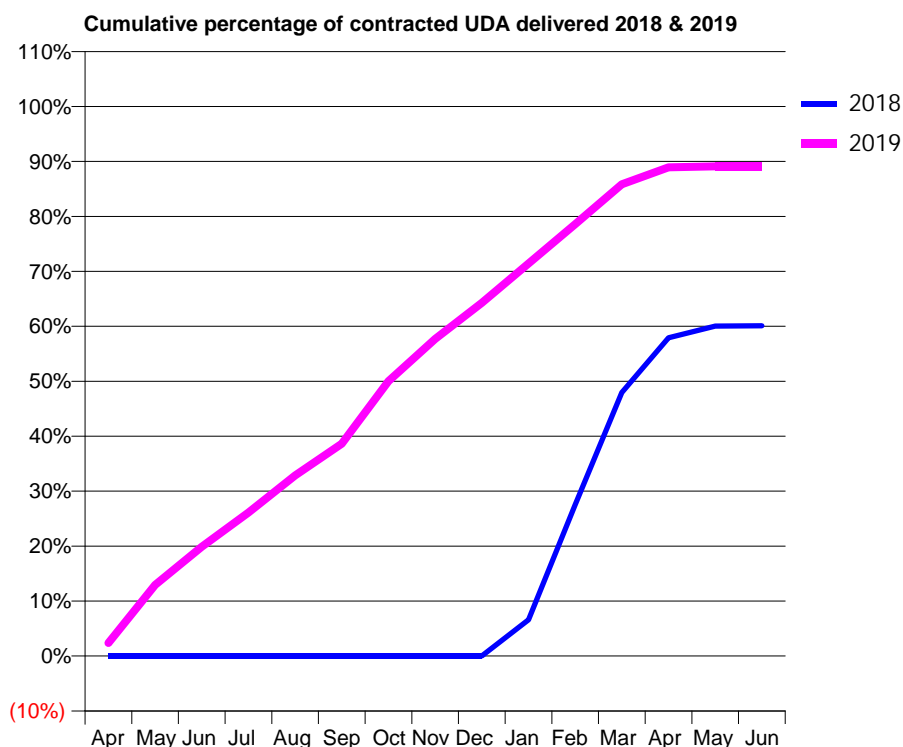
18/19 Contracted general activity (UDA)	23,000
Carry forward general activity (UDA)	0
18/19 Contracted orthodontic activity (UOA)	0
Carry forward orthodontic activity (UOA)	0
Baseline contract value	£594,014.56

ACCESS*

Patients seen in 24 months	Total	Change since previous quarter
Quarter ending March 2018	1,359	
Quarter ending June 2018	3,142	↑
Quarter ending September 2018	4,024	↑
Quarter ending December 2018	4,978	↑
Quarter ending March 2019	5,537	↑
Variance since March 2018	307.4%	↑



ACTIVITY



Month	Adjusted Scheduled Activity (UDA)	
	2018	2019
April	0	552
May	0	2,977
June	0	4,573
July	0	6,009
August	0	7,562
September	0	8,881
October	0	11,505
November	0	13,270
December	0	14,775
January	380	16,429
February	1,585	18,074
March	2,757	19,746
April	3,331	20,456
May	3,452	20,490
June	3,456	20,492

QUALITY

	Quantity	Base Number	Contract	AT	Region	England
% of FP17s for the same patient ID Re-attending within 3 months - Children	323	2,183	14.8%	9.9%	11.5%	11.8%
% of FP17s for the same patient ID Re-attending within 3 months - Adults	744	6,144	12.1%	13.3%	15.2%	15.7%
% of FP17s for the same patient ID Re-attending between 3 & 9 months - Children	639	2,183	29.3%	61.0%	60.2%	58.9%
% of FP17s for the same patient ID Re-attending between 3 & 9 months - Adults	1,840	6,144	29.9%	54.9%	51.8%	50.8%
% of FP17s for Band 1 Urgent Courses	540	8,256	6.5%	7.4%	8.1%	9.1%
% of FP17s Relating to Free Repair or Replacements	110	8,256	1.3%	0.9%	0.8%	0.8%
% of FP17s Relating to Continuations	52	8,256	0.6%	1.0%	0.9%	0.9%
% of Patients satisfied with the dentistry they have received	3	3	N/A	93.7%	92.7%	92.5%
% of Patients satisfied with the time they had to wait for an appointment	3	3	N/A	89.7%	87.4%	87.0%

* This is based on patients treated on this contract for their most recent course of treatment. Figures in italics indicate the base number of FP17s or Patient Questionnaire responses are less than 100. N/A is shown where the base number of responses is less than 10 during the period. % is calculated as Quantity/Base number*100

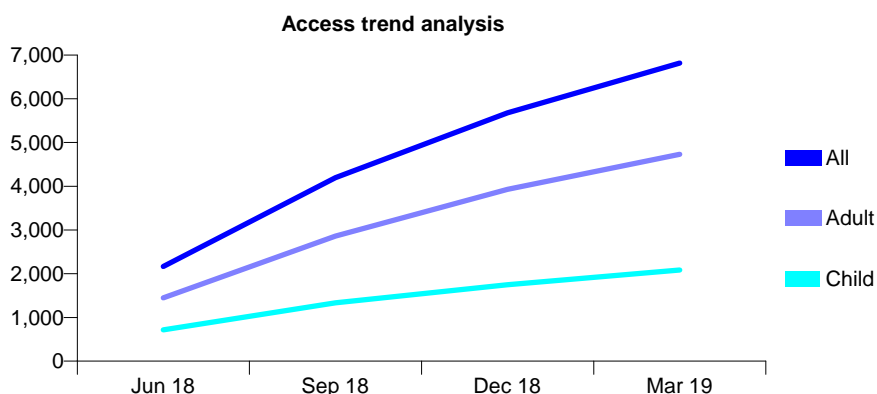
Q60 - Vital Signs At a Glance Contract Report for 100631/0000 - Year end March 2019

Name or company name	MR A SHAMSI
Contract type name	GDS Contract
Purpose of contract	General
Contract start date	01/04/2018
Contract end date	

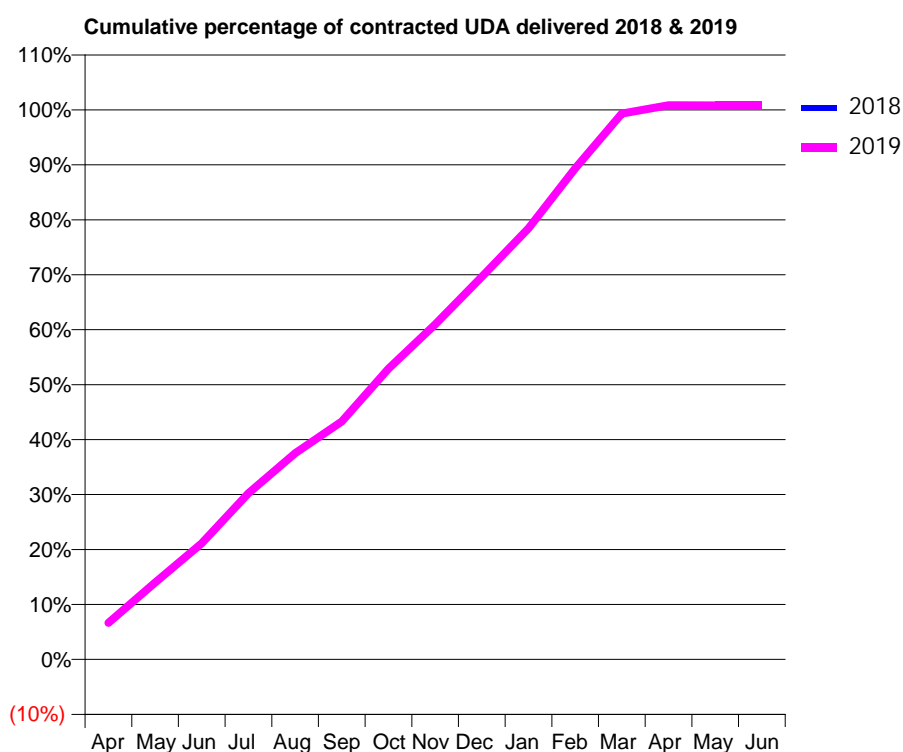
18/19 Contracted general activity (UDA)	33,093
Carry forward general activity (UDA)	0
18/19 Contracted orthodontic activity (UOA)	0
Carry forward orthodontic activity (UOA)	0
Baseline contract value	£860,657.31

ACCESS*

Patients seen in 24 months	Total	Change since previous quarter
Quarter ending March 2018	0	
Quarter ending June 2018	2,164	↑
Quarter ending September 2018	4,194	↑
Quarter ending December 2018	5,679	↑
Quarter ending March 2019	6,816	↑
Variance since March 2018	N/A	



ACTIVITY



Month	Adjusted Scheduled Activity (UDA)	
	2018	2019
April	0	2,202
May	0	4,628
June	0	6,988
July	0	10,011
August	0	12,415
September	0	14,324
October	0	17,514
November	0	20,180
December	0	23,033
January	0	25,961
February	0	29,573
March	0	32,867
April	0	33,370
May	0	33,367
June	0	33,367

QUALITY

	Quantity	Base Number	Contract	AT	Region	England
% of FP17s for the same patient ID Re-attending within 3 months - Children	159	3,075	5.2%	9.9%	11.5%	11.8%
% of FP17s for the same patient ID Re-attending within 3 months - Adults	485	6,801	7.1%	13.3%	15.2%	15.7%
% of FP17s for the same patient ID Re-attending between 3 & 9 months - Children	630	3,075	20.5%	61.0%	60.2%	58.9%
% of FP17s for the same patient ID Re-attending between 3 & 9 months - Adults	1,341	6,801	19.7%	54.9%	51.8%	50.8%
% of FP17s for Band 1 Urgent Courses	648	10,041	6.5%	7.4%	8.1%	9.1%
% of FP17s Relating to Free Repair or Replacements	26	10,041	0.3%	0.9%	0.8%	0.8%
% of FP17s Relating to Continuations	50	10,041	0.5%	1.0%	0.9%	0.9%
% of Patients satisfied with the dentistry they have received	6	8	N/A	93.7%	92.7%	92.5%
% of Patients satisfied with the time they had to wait for an appointment	8	8	N/A	89.7%	87.4%	87.0%

* This is based on patients treated on this contract for their most recent course of treatment. Figures in italics indicate the base number of FP17s or Patient Questionnaire responses are less than 100. N/A is shown where the base number of responses is less than 10 during the period. % is calculated as Quantity/Base number*100

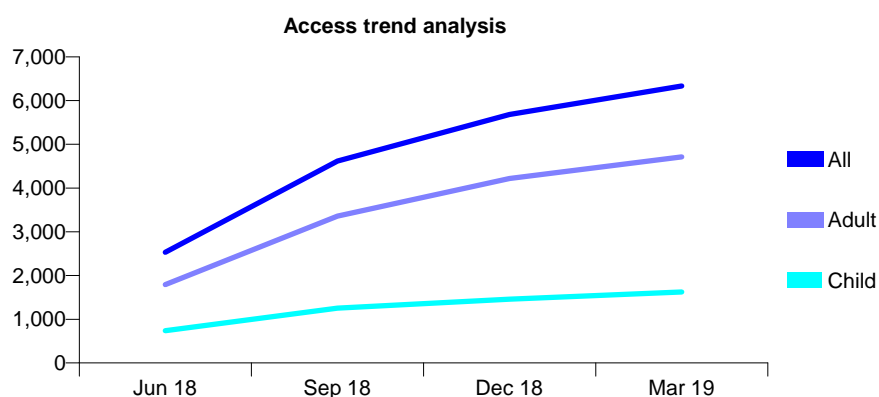
Q60 - Vital Signs At a Glance Contract Report for 100635/0000 - Year end March 2019

Name or company name	MR D SINGH
Contract type name	GDS Contract
Purpose of contract	General
Contract start date	01/04/2018
Contract end date	

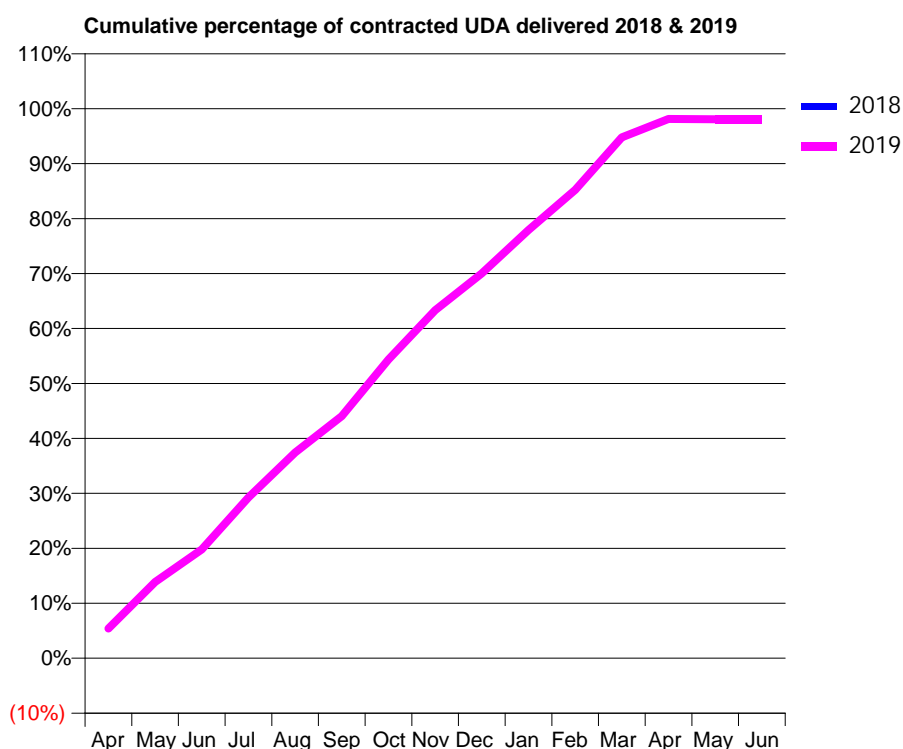
18/19 Contracted general activity (UDA)	26,440
Carry forward general activity (UDA)	0
18/19 Contracted orthodontic activity (UOA)	0
Carry forward orthodontic activity (UOA)	0
Baseline contract value	£660,264.71

ACCESS*

Patients seen in 24 months	Total	Change since previous quarter
Quarter ending March 2018	0	
Quarter ending June 2018	2,531	↑
Quarter ending September 2018	4,616	↑
Quarter ending December 2018	5,681	↑
Quarter ending March 2019	6,335	↑
Variance since March 2018	N/A	



ACTIVITY



Month	Adjusted Scheduled Activity (UDA)	
	2018	2019
April	0	1,426
May	0	3,667
June	0	5,234
July	0	7,732
August	0	9,899
September	0	11,646
October	0	14,371
November	0	16,745
December	0	18,511
January	0	20,599
February	0	22,534
March	0	25,058
April	0	25,944
May	0	25,930
June	0	25,931

QUALITY

	Quantity	Base Number	Contract	AT	Region	England
% of FP17s for the same patient ID Re-attending within 3 months - Children	266	3,253	8.2%	9.9%	11.5%	11.8%
% of FP17s for the same patient ID Re-attending within 3 months - Adults	1,008	8,414	12.0%	13.3%	15.2%	15.7%
% of FP17s for the same patient ID Re-attending between 3 & 9 months - Children	1,266	3,253	38.9%	61.0%	60.2%	58.9%
% of FP17s for the same patient ID Re-attending between 3 & 9 months - Adults	2,500	8,414	29.7%	54.9%	51.8%	50.8%
% of FP17s for Band 1 Urgent Courses	933	11,775	7.9%	7.4%	8.1%	9.1%
% of FP17s Relating to Free Repair or Replacements	158	11,775	1.3%	0.9%	0.8%	0.8%
% of FP17s Relating to Continuations	75	11,775	0.6%	1.0%	0.9%	0.9%
% of Patients satisfied with the dentistry they have received	10	10	100.0%	93.7%	92.7%	92.5%
% of Patients satisfied with the time they had to wait for an appointment	10	10	100.0%	89.7%	87.4%	87.0%

* This is based on patients treated on this contract for their most recent course of treatment. Figures in italics indicate the base number of FP17s or Patient Questionnaire responses are less than 100. N/A is shown where the base number of responses is less than 10 during the period. % is calculated as Quantity/Base number*100

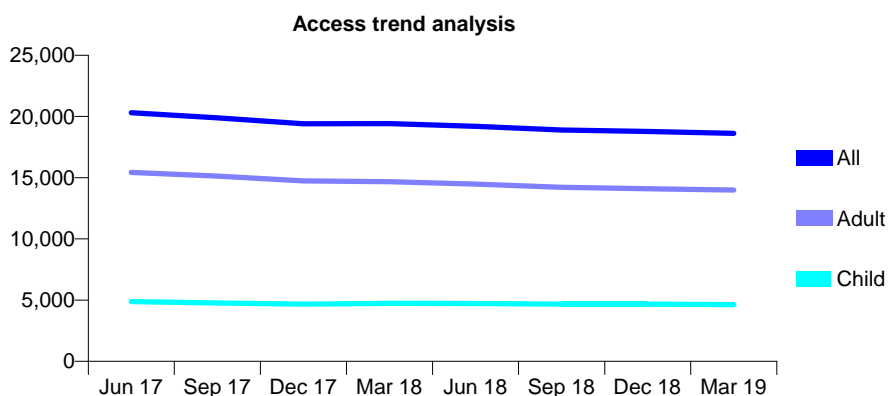
Q60 - Vital Signs At a Glance Contract Report for 101281/0063 - Year end March 2019

Name or company name	OASIS DENTAL CARE LTD
Contract type name	GDS Contract
Purpose of contract	General and Orthodontic
Contract start date	01/04/2006
Contract end date	

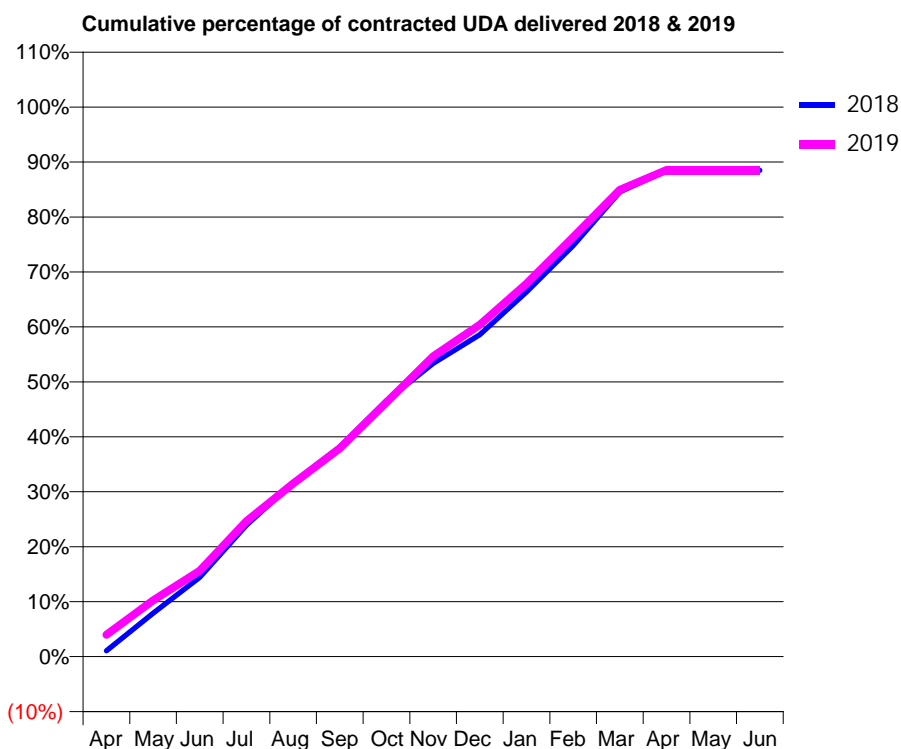
18/19 Contracted general activity (UDA)	67,013
Carry forward general activity (UDA)	0
18/19 Contracted orthodontic activity (UOA)	648
Carry forward orthodontic activity (UOA)	-13
Baseline contract value	£1,740,372.23

ACCESS*

Patients seen in 24 months	Total	Change since previous quarter
Quarter ending March 2018	19,422	
Quarter ending June 2018	19,198	↓
Quarter ending September 2018	18,895	↓
Quarter ending December 2018	18,774	→
Quarter ending March 2019	18,625	→
Variance since March 2018	(4.1%)	↓



ACTIVITY



Month	Adjusted Scheduled Activity (UDA)	
	2018	2019
April	705	2,675
May	5,314	6,877
June	9,670	10,474
July	16,044	16,519
August	21,211	21,093
September	25,561	25,395
October	31,221	31,006
November	35,772	36,613
December	39,247	40,475
January	44,467	45,483
February	50,128	51,151
March	56,659	56,925
April	59,288	59,330
May	59,288	59,335
June	59,301	59,330

QUALITY

	Quantity	Base Number	Contract	AT	Region	England
% of FP17s for the same patient ID Re-attending within 3 months - Children	429	7,173	6.0%	9.9%	11.5%	11.8%
% of FP17s for the same patient ID Re-attending within 3 months - Adults	3,140	21,948	14.3%	13.3%	15.2%	15.7%
% of FP17s for the same patient ID Re-attending between 3 & 9 months - Children	4,853	7,173	67.7%	61.0%	60.2%	58.9%
% of FP17s for the same patient ID Re-attending between 3 & 9 months - Adults	14,212	21,948	64.8%	54.9%	51.8%	50.8%
% of FP17s for Band 1 Urgent Courses	1,873	28,982	6.5%	7.4%	8.1%	9.1%
% of FP17s Relating to Free Repair or Replacements	627	28,982	2.2%	0.9%	0.8%	0.8%
% of FP17s Relating to Continuations	196	28,982	0.7%	1.0%	0.9%	0.9%
% of Patients satisfied with the dentistry they have received	10	12	83.3%	93.7%	92.7%	92.5%
% of Patients satisfied with the time they had to wait for an appointment	9	12	75.0%	89.7%	87.4%	87.0%

* This is based on patients treated on this contract for their most recent course of treatment. Figures in italics indicate the base number of FP17s or Patient Questionnaire responses are less than 100. N/A is shown where the base number of responses is less than 10 during the period. % is calculated as Quantity/Base number*100

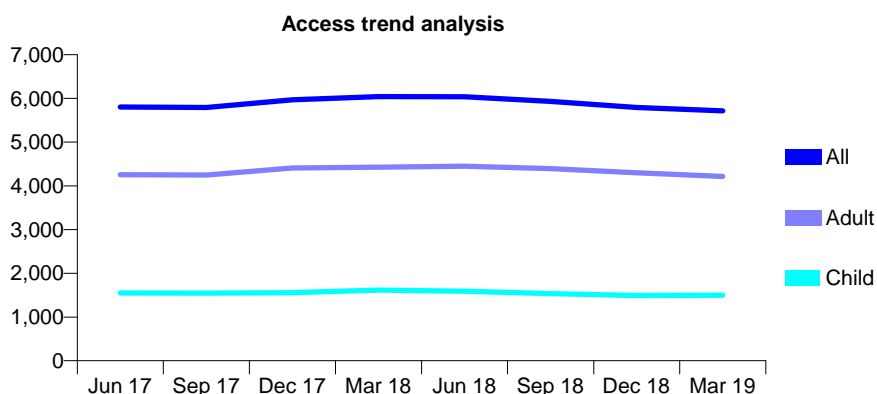
Q60 - Vital Signs At a Glance Contract Report for 101281/0071 - Year end March 2019

Name or company name	OASIS DENTAL CARE LTD
Contract type name	GDS Contract
Purpose of contract	General
Contract start date	01/04/2006
Contract end date	

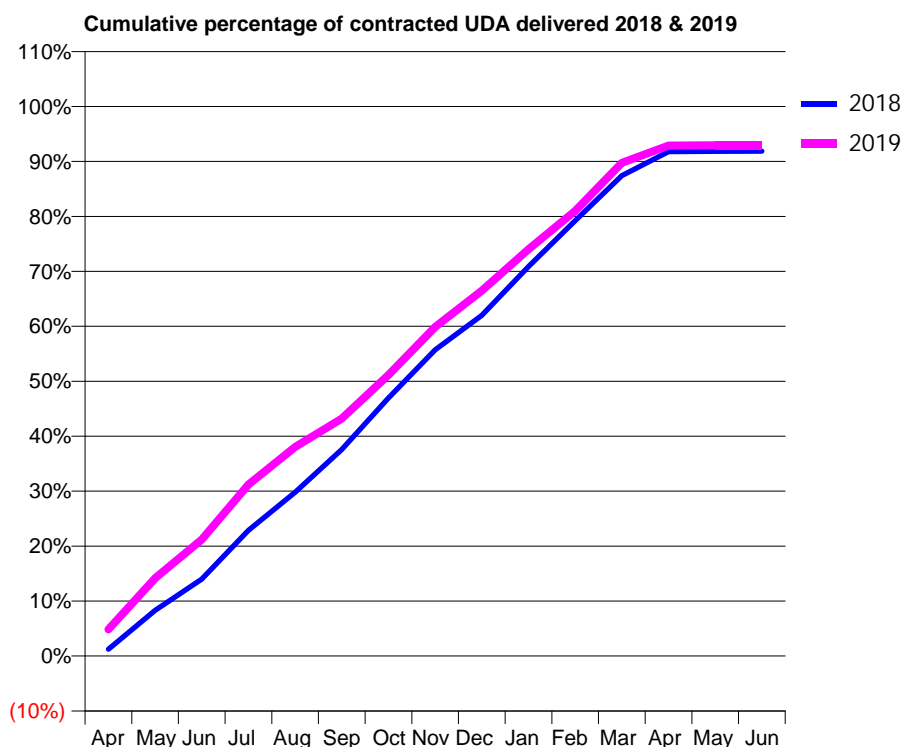
18/19 Contracted general activity (UDA)	19,322
Carry forward general activity (UDA)	0
18/19 Contracted orthodontic activity (UOA)	0
Carry forward orthodontic activity (UOA)	0
Baseline contract value	£411,490.13

ACCESS*

Patients seen in 24 months	Total	Change since previous quarter
Quarter ending March 2018	6,041	
Quarter ending June 2018	6,039	→
Quarter ending September 2018	5,932	↓
Quarter ending December 2018	5,791	↓
Quarter ending March 2019	5,713	↓
Variance since March 2018	(5.4%)	↓



ACTIVITY



Month	Adjusted Scheduled Activity (UDA)	
	2018	2019
April	239	934
May	1,608	2,741
June	2,705	4,093
July	4,419	6,030
August	5,761	7,351
September	7,259	8,351
October	9,077	9,884
November	10,767	11,576
December	11,979	12,846
January	13,695	14,297
February	15,307	15,647
March	16,888	17,342
April	17,729	17,946
May	17,745	17,959
June	17,749	17,960

QUALITY

	Quantity	Base Number	Contract	AT	Region	England
% of FP17s for the same patient ID Re-attending within 3 months - Children	138	2,140	6.4%	9.9%	11.5%	11.8%
% of FP17s for the same patient ID Re-attending within 3 months - Adults	1,343	6,549	20.5%	13.3%	15.2%	15.7%
% of FP17s for the same patient ID Re-attending between 3 & 9 months - Children	1,267	2,140	59.2%	61.0%	60.2%	58.9%
% of FP17s for the same patient ID Re-attending between 3 & 9 months - Adults	3,514	6,549	53.7%	54.9%	51.8%	50.8%
% of FP17s for Band 1 Urgent Courses	790	8,537	9.3%	7.4%	8.1%	9.1%
% of FP17s Relating to Free Repair or Replacements	186	8,537	2.2%	0.9%	0.8%	0.8%
% of FP17s Relating to Continuations	300	8,537	3.5%	1.0%	0.9%	0.9%
% of Patients satisfied with the dentistry they have received	1	1	N/A	93.7%	92.7%	92.5%
% of Patients satisfied with the time they had to wait for an appointment	1	1	N/A	89.7%	87.4%	87.0%

* This is based on patients treated on this contract for their most recent course of treatment.

Figures in italics indicate the base number of FP17s or Patient Questionnaire responses are less than 100. N/A is shown where the base number of responses is less than 10 during the period. % is calculated as Quantity/Base number*100

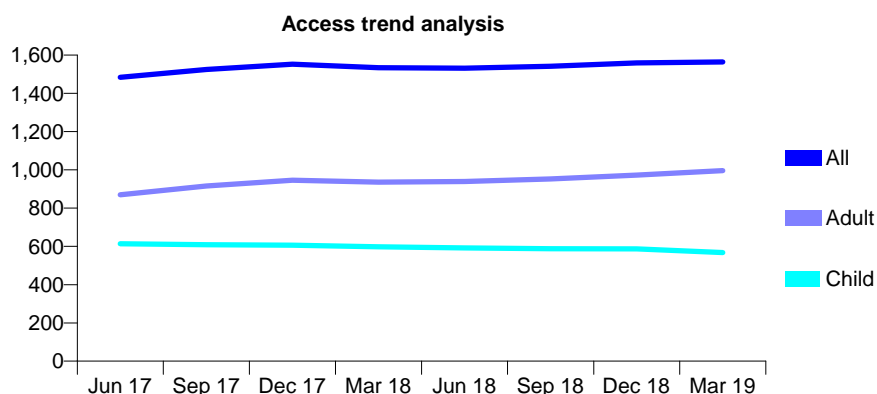
Q60 - Vital Signs At a Glance Contract Report for 101281/0097 - Year end March 2019

Name or company name	OASIS DENTAL CARE LTD
Contract type name	GDS Contract
Purpose of contract	General
Contract start date	01/04/2006
Contract end date	

18/19 Contracted general activity (UDA)	4,956
Carry forward general activity (UDA)	-38
18/19 Contracted orthodontic activity (UOA)	0
Carry forward orthodontic activity (UOA)	0
Baseline contract value	£118,892.18

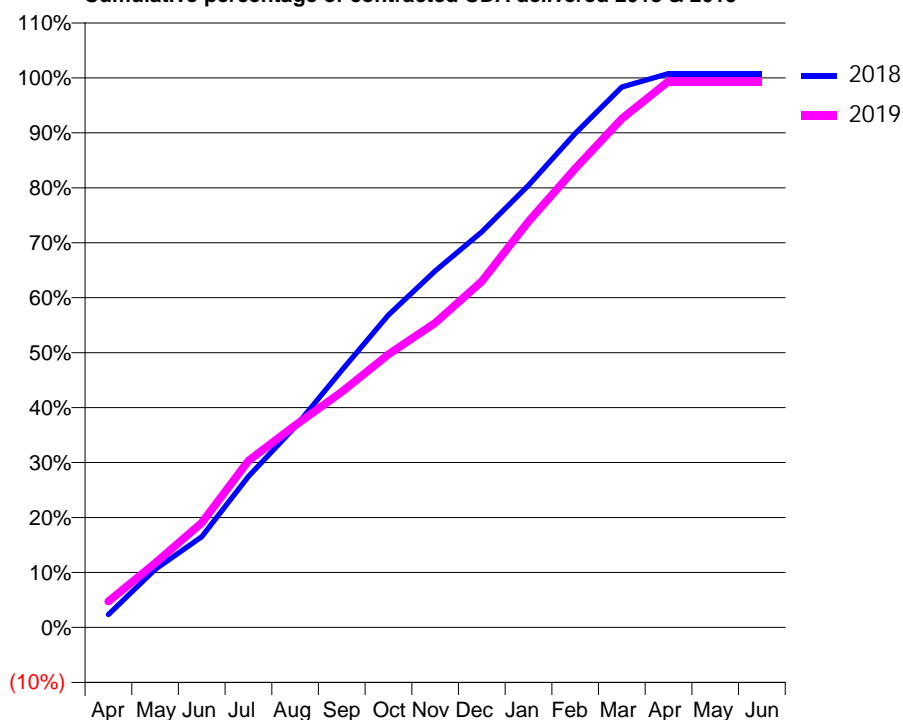
ACCESS*

Patients seen in 24 months	Total	Change since previous quarter
Quarter ending March 2018	1,534	
Quarter ending June 2018	1,531	→
Quarter ending September 2018	1,541	→
Quarter ending December 2018	1,559	→
Quarter ending March 2019	1,564	→
Variance since March 2018	2.0%	→



ACTIVITY

Cumulative percentage of contracted UDA delivered 2018 & 2019



Adjusted Scheduled Activity (UDA)

Month	2018	2019
April	117	235
May	524	580
June	819	944
July	1,363	1,504
August	1,810	1,823
September	2,320	2,124
October	2,819	2,464
November	3,215	2,746
December	3,567	3,121
January	3,987	3,662
February	4,454	4,138
March	4,873	4,588
April	4,994	4,925
May	4,994	4,926
June	4,994	4,926

QUALITY

	Quantity	Base Number	Contract	AT	Region	England
% of FP17s for the same patient ID Re-attending within 3 months - Children	63	908	6.9%	9.9%	11.5%	11.8%
% of FP17s for the same patient ID Re-attending within 3 months - Adults	118	1,238	9.5%	13.3%	15.2%	15.7%
% of FP17s for the same patient ID Re-attending between 3 & 9 months - Children	614	908	67.6%	61.0%	60.2%	58.9%
% of FP17s for the same patient ID Re-attending between 3 & 9 months - Adults	712	1,238	57.5%	54.9%	51.8%	50.8%
% of FP17s for Band 1 Urgent Courses	116	2,185	5.3%	7.4%	8.1%	9.1%
% of FP17s Relating to Free Repair or Replacements	24	2,185	1.1%	0.9%	0.8%	0.8%
% of FP17s Relating to Continuations	0	2,185	0.0%	1.0%	0.9%	0.9%
% of Patients satisfied with the dentistry they have received	1	1	N/A	93.7%	92.7%	92.5%
% of Patients satisfied with the time they had to wait for an appointment	0	1	N/A	89.7%	87.4%	87.0%

* This is based on patients treated on this contract for their most recent course of treatment.

Figures in italics indicate the base number of FP17s or Patient Questionnaire responses are less than 100. N/A is shown where the base number of responses is less than 10 during the period. % is calculated as Quantity/Base number*100

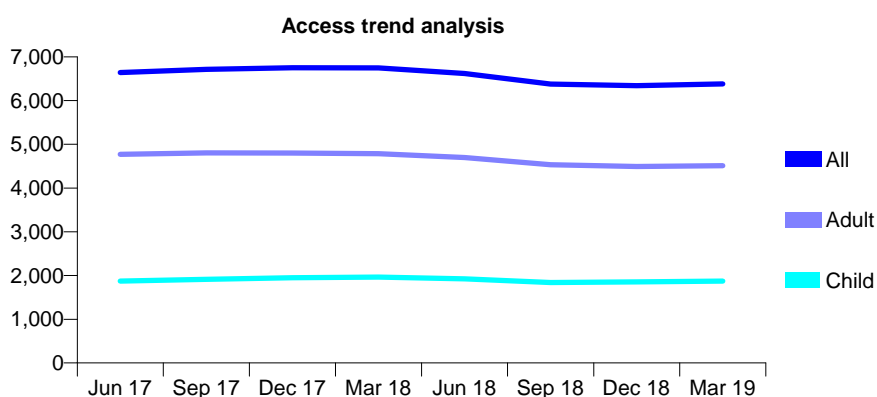
Q60 - Vital Signs At a Glance Contract Report for 101281/0127 - Year end March 2019

Name or company name	OASIS DENTAL CARE LTD
Contract type name	GDS Contract
Purpose of contract	General and Orthodontic
Contract start date	01/04/2006
Contract end date	

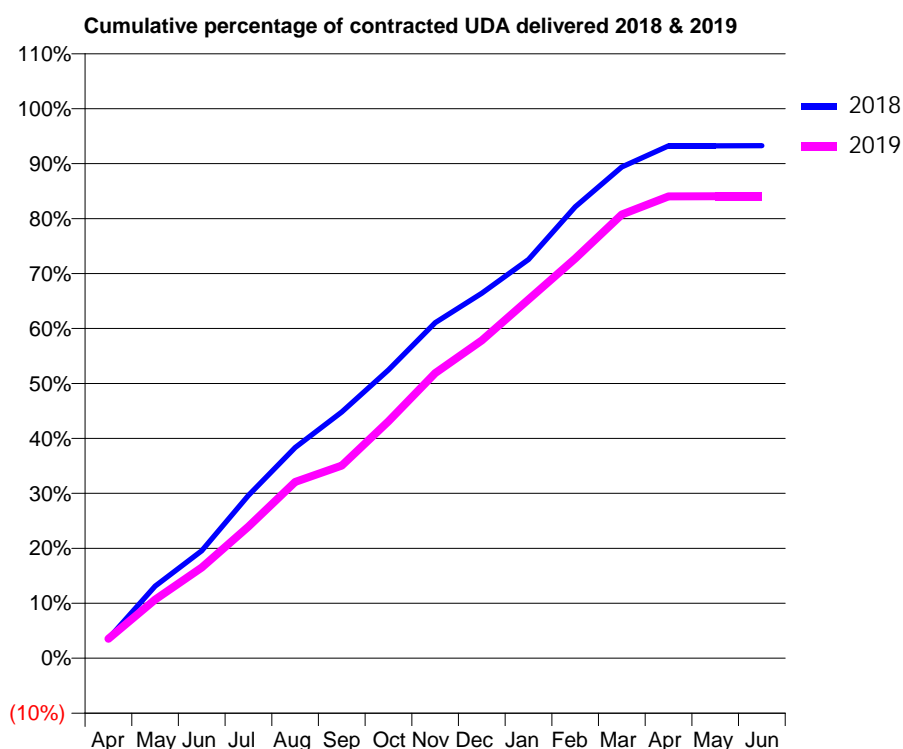
18/19 Contracted general activity (UDA)	19,147
Carry forward general activity (UDA)	0
18/19 Contracted orthodontic activity (UOA)	0
Carry forward orthodontic activity (UOA)	0
Baseline contract value	£438,730.55

ACCESS*

Patients seen in 24 months	Total	Change since previous quarter
Quarter ending March 2018	6,747	
Quarter ending June 2018	6,621	↓
Quarter ending September 2018	6,375	↓
Quarter ending December 2018	6,343	→
Quarter ending March 2019	6,383	→
Variance since March 2018	(5.4%)	↓



ACTIVITY



Month	2018	2019
April	686	675
May	2,512	2,047
June	3,749	3,162
July	5,674	4,588
August	7,343	6,143
September	8,581	6,712
October	10,045	8,252
November	11,690	9,938
December	12,715	11,070
January	13,889	12,496
February	15,723	13,926
March	17,113	15,461
April	17,854	16,088
May	17,856	16,094
June	17,858	16,098

QUALITY

	Quantity	Base Number	Contract	AT	Region	England
% of FP17s for the same patient ID Re-attending within 3 months - Children	232	2,515	9.2%	9.9%	11.5%	11.8%
% of FP17s for the same patient ID Re-attending within 3 months - Adults	1,110	5,628	19.7%	13.3%	15.2%	15.7%
% of FP17s for the same patient ID Re-attending between 3 & 9 months - Children	1,370	2,515	54.5%	61.0%	60.2%	58.9%
% of FP17s for the same patient ID Re-attending between 3 & 9 months - Adults	2,511	5,628	44.6%	54.9%	51.8%	50.8%
% of FP17s for Band 1 Urgent Courses	756	8,100	9.3%	7.4%	8.1%	9.1%
% of FP17s Relating to Free Repair or Replacements	169	8,100	2.1%	0.9%	0.8%	0.8%
% of FP17s Relating to Continuations	192	8,100	2.4%	1.0%	0.9%	0.9%
% of Patients satisfied with the dentistry they have received	2	2	N/A	93.7%	92.7%	92.5%
% of Patients satisfied with the time they had to wait for an appointment	2	2	N/A	89.7%	87.4%	87.0%

* This is based on patients treated on this contract for their most recent course of treatment. Figures in italics indicate the base number of FP17s or Patient Questionnaire responses are less than 100. N/A is shown where the base number of responses is less than 10 during the period. % is calculated as Quantity/Base number*100

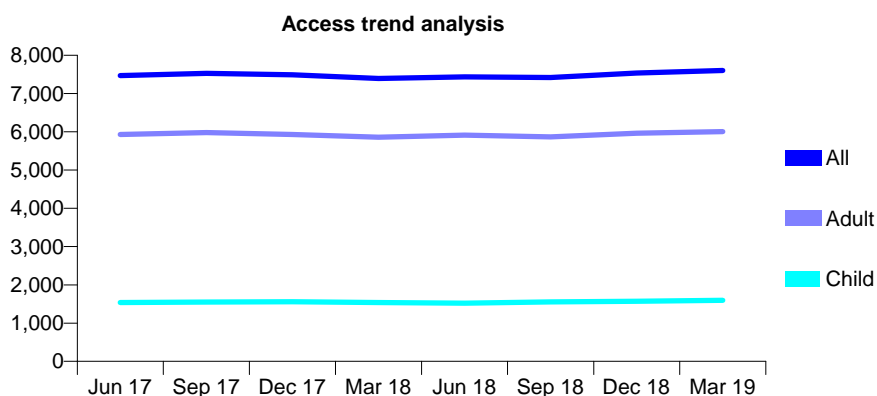
Q60 - Vital Signs At a Glance Contract Report for 101338/0007 - Year end March 2019

Name or company name	Whitecross Dental Care Limited
Contract type name	GDS Contract
Purpose of contract	General
Contract start date	01/04/2006
Contract end date	

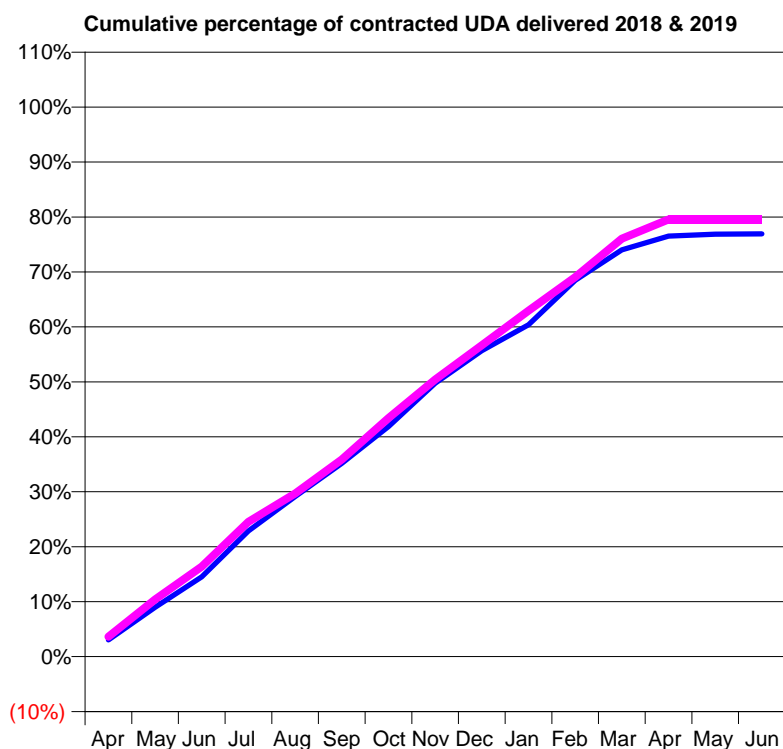
18/19 Contracted general activity (UDA)	24,220
Carry forward general activity (UDA)	0
18/19 Contracted orthodontic activity (UOA)	0
Carry forward orthodontic activity (UOA)	0
Baseline contract value	£604,219.93

ACCESS*

Patients seen in 24 months	Total	Change since previous quarter
Quarter ending March 2018	7,395	
Quarter ending June 2018	7,432	→
Quarter ending September 2018	7,421	→
Quarter ending December 2018	7,534	→
Quarter ending March 2019	7,600	→
Variance since March 2018	2.8%	↑



ACTIVITY



Month	Adjusted Scheduled Activity (UDA)	
	2018	2019
April	740	878
May	2,176	2,523
June	3,519	3,972
July	5,537	5,946
August	7,056	7,192
September	8,521	8,684
October	10,142	10,509
November	12,054	12,209
December	13,488	13,721
January	14,624	15,250
February	16,589	16,724
March	17,928	18,415
April	18,536	19,261
May	18,615	19,263
June	18,630	19,263

QUALITY

	Quantity	Base Number	Contract	AT	Region	England
% of FP17s for the same patient ID Re-attending within 3 months - Children	102	2,010	5.1%	9.9%	11.5%	11.8%
% of FP17s for the same patient ID Re-attending within 3 months - Adults	677	7,178	9.4%	13.3%	15.2%	15.7%
% of FP17s for the same patient ID Re-attending between 3 & 9 months - Children	1,062	2,010	52.8%	61.0%	60.2%	58.9%
% of FP17s for the same patient ID Re-attending between 3 & 9 months - Adults	3,628	7,178	50.5%	54.9%	51.8%	50.8%
% of FP17s for Band 1 Urgent Courses	317	9,206	3.4%	7.4%	8.1%	9.1%
% of FP17s Relating to Free Repair or Replacements	61	9,206	0.7%	0.9%	0.8%	0.8%
% of FP17s Relating to Continuations	136	9,206	1.5%	1.0%	0.9%	0.9%
% of Patients satisfied with the dentistry they have received	8	8	N/A	93.7%	92.7%	92.5%
% of Patients satisfied with the time they had to wait for an appointment	7	8	N/A	89.7%	87.4%	87.0%

* This is based on patients treated on this contract for their most recent course of treatment. Figures in italics indicate the base number of FP17s or Patient Questionnaire responses are less than 100. N/A is shown where the base number of responses is less than 10 during the period. % is calculated as Quantity/Base number*100

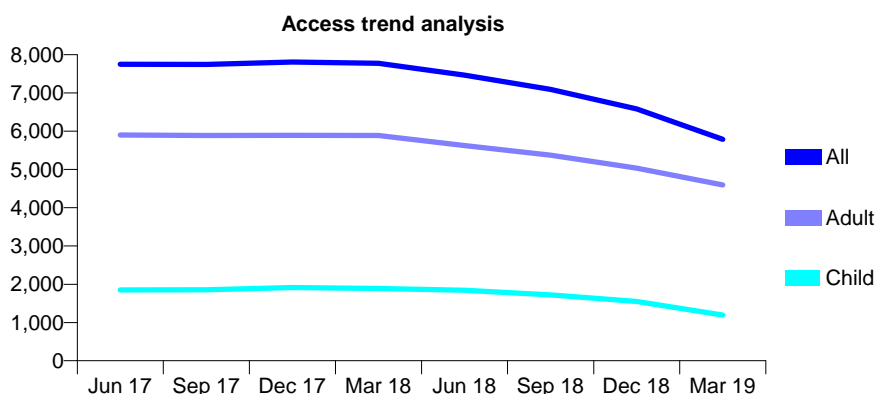
Q60 - Vital Signs At a Glance Contract Report for 101338/0010 - Year end March 2019

Name or company name	Whitecross Dental Care Limited
Contract type name	GDS Contract
Purpose of contract	General
Contract start date	01/04/2006
Contract end date	

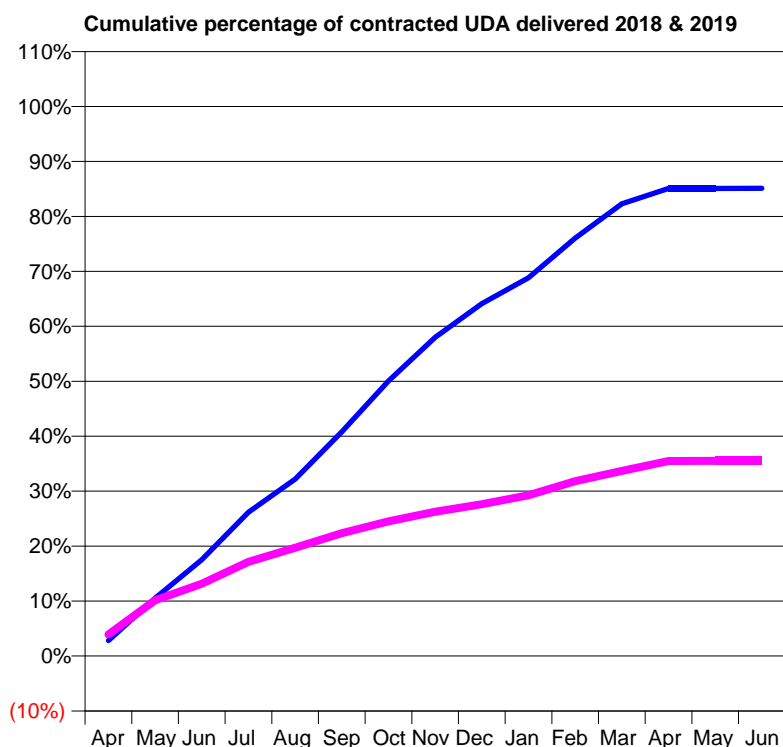
18/19 Contracted general activity (UDA)	24,000
Carry forward general activity (UDA)	0
18/19 Contracted orthodontic activity (UOA)	0
Carry forward orthodontic activity (UOA)	0
Baseline contract value	£673,967.80

ACCESS*

Patients seen in 24 months	Total	Change since previous quarter
Quarter ending March 2018	7,776	
Quarter ending June 2018	7,465	↓
Quarter ending September 2018	7,093	↓
Quarter ending December 2018	6,584	↓
Quarter ending March 2019	5,789	↓
Variance since March 2018	(25.6%)	↓



ACTIVITY



Month	Adjusted Scheduled Activity (UDA)	
	2018	2019
April	672	938
May	2,531	2,438
June	4,203	3,156
July	6,278	4,116
August	7,723	4,724
September	9,785	5,367
October	12,013	5,878
November	13,924	6,298
December	15,384	6,628
January	16,518	7,021
February	18,254	7,638
March	19,744	8,086
April	20,423	8,518
May	20,418	8,525
June	20,430	8,525

QUALITY

	Quantity	Base Number	Contract	AT	Region	England
% of FP17s for the same patient ID Re-attending within 3 months - Children	52	726	7.2%	9.9%	11.5%	11.8%
% of FP17s for the same patient ID Re-attending within 3 months - Adults	401	3,147	12.7%	13.3%	15.2%	15.7%
% of FP17s for the same patient ID Re-attending between 3 & 9 months - Children	264	726	36.4%	61.0%	60.2%	58.9%
% of FP17s for the same patient ID Re-attending between 3 & 9 months - Adults	1,358	3,147	43.2%	54.9%	51.8%	50.8%
% of FP17s for Band 1 Urgent Courses	421	3,637	11.6%	7.4%	8.1%	9.1%
% of FP17s Relating to Free Repair or Replacements	33	3,637	0.9%	0.9%	0.8%	0.8%
% of FP17s Relating to Continuations	55	3,637	1.5%	1.0%	0.9%	0.9%
% of Patients satisfied with the dentistry they have received	1	1	N/A	93.7%	92.7%	92.5%
% of Patients satisfied with the time they had to wait for an appointment	1	1	N/A	89.7%	87.4%	87.0%

* This is based on patients treated on this contract for their most recent course of treatment. Figures in italics indicate the base number of FP17s or Patient Questionnaire responses are less than 100. N/A is shown where the base number of responses is less than 10 during the period. % is calculated as Quantity/Base number*100

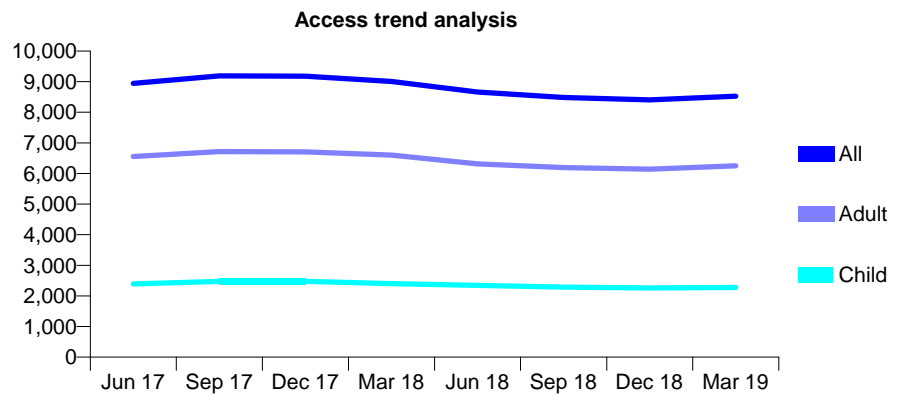
Q60 - Vital Signs At a Glance Contract Report for 101338/0011 - Year end March 2019

Name or company name	Whitecross Dental Care Limited
Contract type name	Pilot Contract
Purpose of contract	General
Contract start date	01/04/2006
Contract end date	

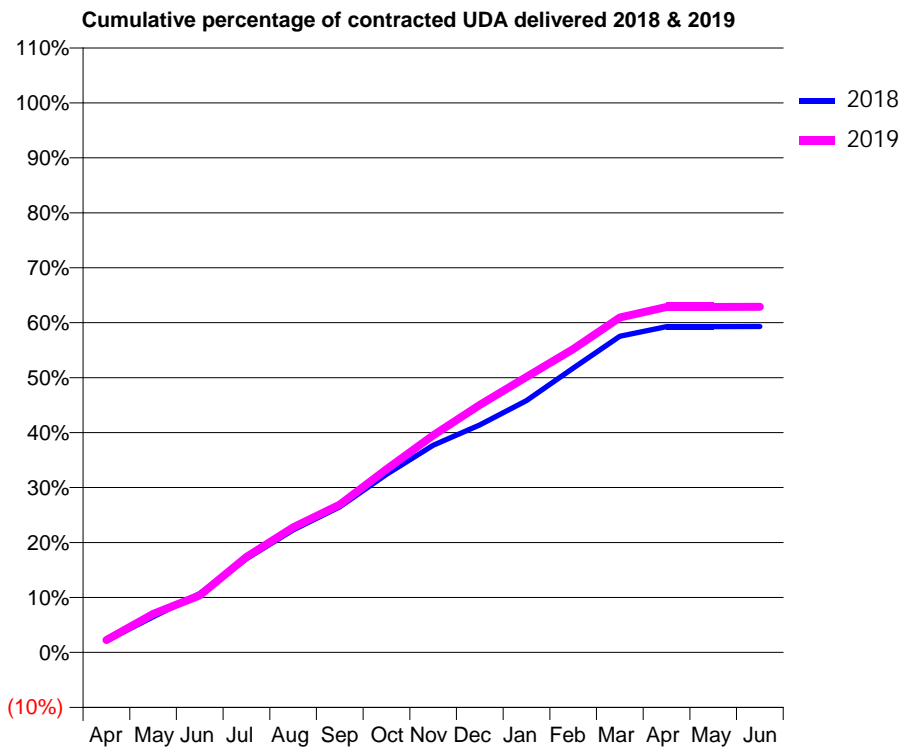
18/19 Contracted general activity (UDA)	27,000
Carry forward general activity (UDA)	0
18/19 Contracted orthodontic activity (UOA)	0
Carry forward orthodontic activity (UOA)	0
Baseline contract value	£756,889.99

ACCESS*

Patients seen in 24 months	Total	Change since previous quarter
Quarter ending March 2018	9,006	
Quarter ending June 2018	8,660	↓
Quarter ending September 2018	8,482	↓
Quarter ending December 2018	8,405	→
Quarter ending March 2019	8,525	→
Variance since March 2018	(5.3%)	↓



ACTIVITY



Month	Adjusted Scheduled Activity (UDA)	
	2018	2019
April	580	613
May	1,750	1,893
June	2,892	2,804
July	4,603	4,697
August	6,019	6,152
September	7,149	7,265
October	8,753	9,001
November	10,175	10,669
December	11,173	12,166
January	12,376	13,533
February	13,975	14,902
March	15,529	16,454
April	16,004	16,974
May	16,006	16,975
June	16,008	16,977

QUALITY

	Quantity	Base Number	Contract	AT	Region	England
% of FP17s for the same patient ID Re-attending within 3 months - Children	57	2,273	2.5%	9.9%	11.5%	11.8%
% of FP17s for the same patient ID Re-attending within 3 months - Adults	361	5,274	6.8%	13.3%	15.2%	15.7%
% of FP17s for the same patient ID Re-attending between 3 & 9 months - Children	669	2,273	29.4%	61.0%	60.2%	58.9%
% of FP17s for the same patient ID Re-attending between 3 & 9 months - Adults	924	5,274	17.5%	54.9%	51.8%	50.8%
% of FP17s for Band 1 Urgent Courses	462	7,539	6.1%	7.4%	8.1%	9.1%
% of FP17s Relating to Free Repair or Replacements	10	7,539	0.1%	0.9%	0.8%	0.8%
% of FP17s Relating to Continuations	53	7,539	0.7%	1.0%	0.9%	0.9%
% of Patients satisfied with the dentistry they have received	0	0	N/A	93.7%	92.7%	92.5%
% of Patients satisfied with the time they had to wait for an appointment	0	0	N/A	89.7%	87.4%	87.0%

* This is based on patients treated on this contract for their most recent course of treatment. Figures in italics indicate the base number of FP17s or Patient Questionnaire responses are less than 100. N/A is shown where the base number of responses is less than 10 during the period. % is calculated as Quantity/Base number*100

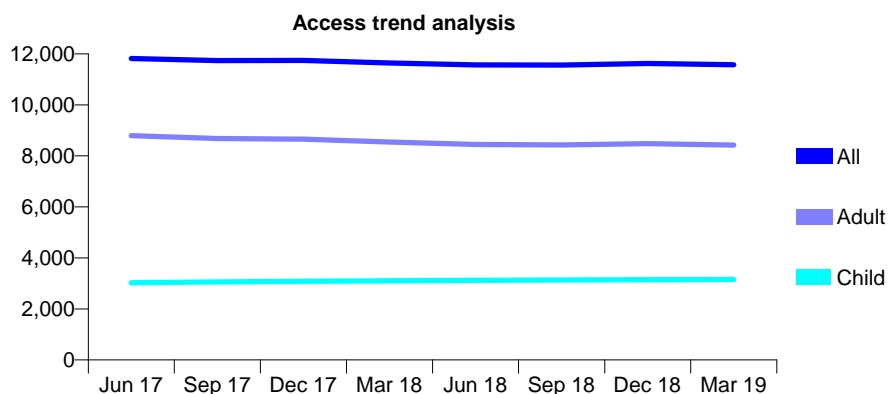
Q60 - Vital Signs At a Glance Contract Report for 101338/0014 - Year end March 2019

Name or company name	Whitecross Dental Care Limited
Contract type name	GDS Contract
Purpose of contract	General
Contract start date	01/04/2006
Contract end date	

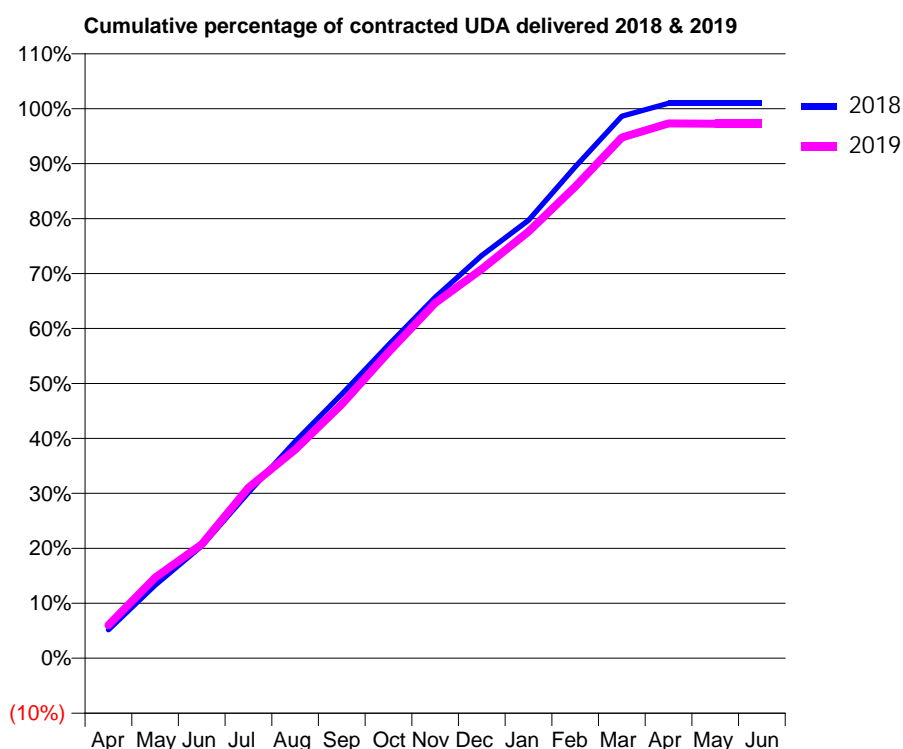
18/19 Contracted general activity (UDA)	27,302
Carry forward general activity (UDA)	-273
18/19 Contracted orthodontic activity (UOA)	0
Carry forward orthodontic activity (UOA)	0
Baseline contract value	£753,814.54

ACCESS*

Patients seen in 24 months	Total	Change since previous quarter
Quarter ending March 2018	11,642	
Quarter ending June 2018	11,571	→
Quarter ending September 2018	11,566	→
Quarter ending December 2018	11,621	→
Quarter ending March 2019	11,574	→
Variance since March 2018	(0.6%)	→



ACTIVITY



Month	2018	2019
April	1,416	1,644
May	3,631	4,005
June	5,576	5,657
July	8,232	8,471
August	10,767	10,367
September	13,118	12,611
October	15,564	15,196
November	17,934	17,643
December	20,005	19,336
January	21,761	21,194
February	24,410	23,422
March	26,922	25,866
April	27,573	26,564
May	27,575	26,553
June	27,575	26,553

QUALITY

	Quantity	Base Number	Contract	AT	Region	England
% of FP17s for the same patient ID Re-attending within 3 months - Children	244	4,171	5.8%	9.9%	11.5%	11.8%
% of FP17s for the same patient ID Re-attending within 3 months - Adults	995	9,706	10.3%	13.3%	15.2%	15.7%
% of FP17s for the same patient ID Re-attending between 3 & 9 months - Children	2,130	4,171	51.1%	61.0%	60.2%	58.9%
% of FP17s for the same patient ID Re-attending between 3 & 9 months - Adults	4,249	9,706	43.8%	54.9%	51.8%	50.8%
% of FP17s for Band 1 Urgent Courses	698	13,906	5.0%	7.4%	8.1%	9.1%
% of FP17s Relating to Free Repair or Replacements	49	13,906	0.4%	0.9%	0.8%	0.8%
% of FP17s Relating to Continuations	135	13,906	1.0%	1.0%	0.9%	0.9%
% of Patients satisfied with the dentistry they have received	6	6	N/A	93.7%	92.7%	92.5%
% of Patients satisfied with the time they had to wait for an appointment	4	6	N/A	89.7%	87.4%	87.0%

* This is based on patients treated on this contract for their most recent course of treatment.

Figures in italics indicate the base number of FP17s or Patient Questionnaire responses are less than 100. N/A is shown where the base number of responses is less than 10 during the period. % is calculated as Quantity/Base number*100

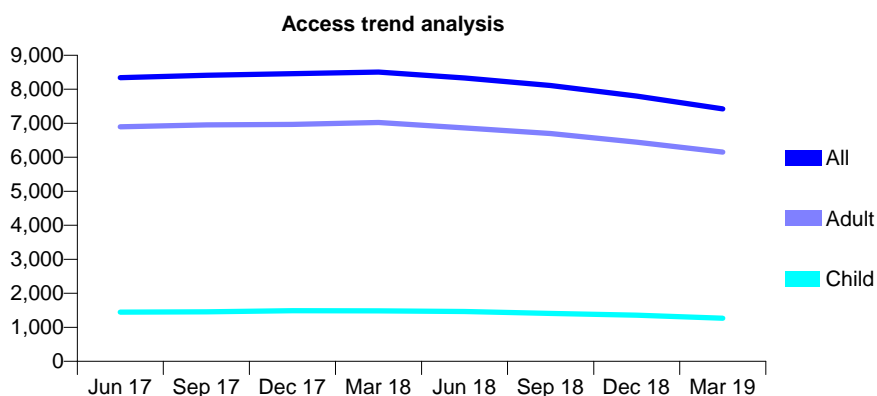
Q60 - Vital Signs At a Glance Contract Report for 101338/0016 - Year end March 2019

Name or company name	Whitecross Dental Care Limited
Contract type name	GDS Contract
Purpose of contract	General
Contract start date	01/04/2006
Contract end date	

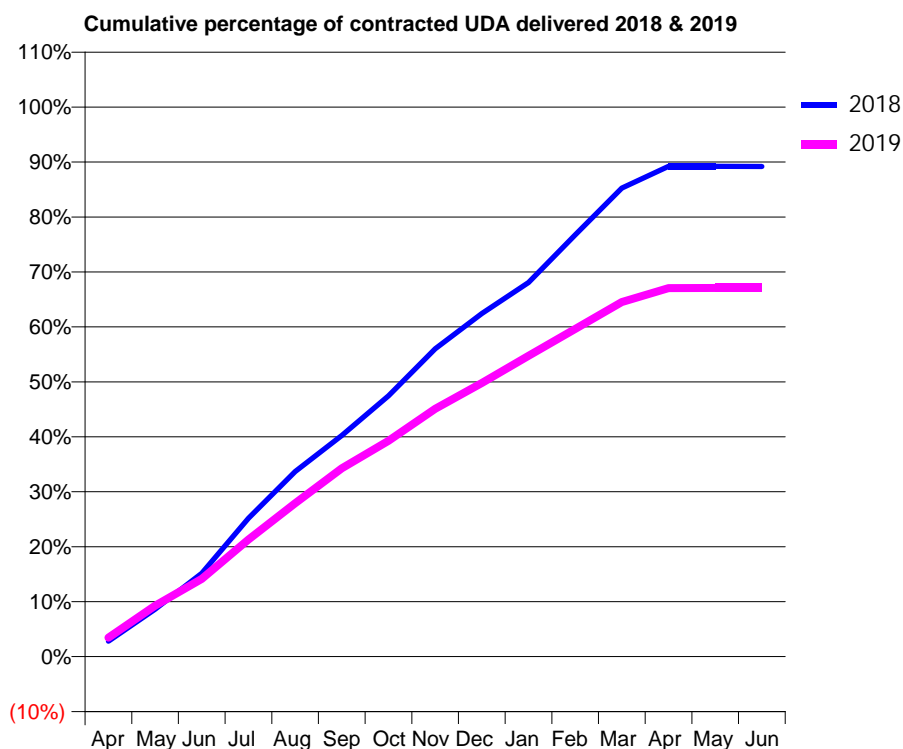
18/19 Contracted general activity (UDA)	24,000
Carry forward general activity (UDA)	0
18/19 Contracted orthodontic activity (UOA)	0
Carry forward orthodontic activity (UOA)	0
Baseline contract value	£682,541.75

ACCESS*

Patients seen in 24 months	Total	Change since previous quarter
Quarter ending March 2018	8,508	
Quarter ending June 2018	8,332	↓
Quarter ending September 2018	8,110	↓
Quarter ending December 2018	7,802	↓
Quarter ending March 2019	7,424	↓
Variance since March 2018	(12.7%)	↓



ACTIVITY



Month	Adjusted Scheduled Activity (UDA)	
	2018	2019
April	673	828
May	2,074	2,226
June	3,636	3,392
July	6,044	5,116
August	8,079	6,699
September	9,653	8,220
October	11,389	9,429
November	13,443	10,825
December	14,982	11,951
January	16,340	13,138
February	18,420	14,315
March	20,462	15,483
April	21,411	16,093
May	21,410	16,100
June	21,409	16,100

QUALITY

	Quantity	Base Number	Contract	AT	Region	England
% of FP17s for the same patient ID Re-attending within 3 months - Children	86	1,427	6.0%	9.9%	11.5%	11.8%
% of FP17s for the same patient ID Re-attending within 3 months - Adults	908	7,070	12.8%	13.3%	15.2%	15.7%
% of FP17s for the same patient ID Re-attending between 3 & 9 months - Children	850	1,427	59.6%	61.0%	60.2%	58.9%
% of FP17s for the same patient ID Re-attending between 3 & 9 months - Adults	3,404	7,070	48.1%	54.9%	51.8%	50.8%
% of FP17s for Band 1 Urgent Courses	676	8,335	8.1%	7.4%	8.1%	9.1%
% of FP17s Relating to Free Repair or Replacements	107	8,335	1.3%	0.9%	0.8%	0.8%
% of FP17s Relating to Continuations	174	8,335	2.1%	1.0%	0.9%	0.9%
% of Patients satisfied with the dentistry they have received	3	3	N/A	93.7%	92.7%	92.5%
% of Patients satisfied with the time they had to wait for an appointment	3	3	N/A	89.7%	87.4%	87.0%

* This is based on patients treated on this contract for their most recent course of treatment. Figures in italics indicate the base number of FP17s or Patient Questionnaire responses are less than 100. N/A is shown where the base number of responses is less than 10 during the period. % is calculated as Quantity/Base number*100

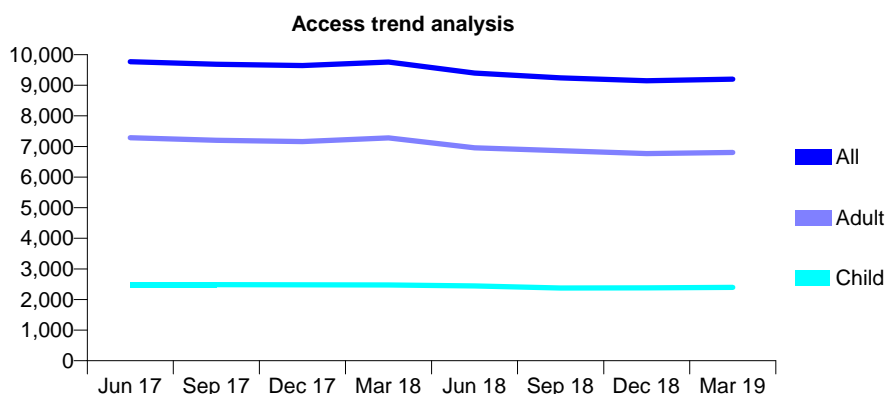
Q60 - Vital Signs At a Glance Contract Report for 101338/0020 - Year end March 2019

Name or company name	Whitecross Dental Care Limited
Contract type name	GDS Contract
Purpose of contract	General
Contract start date	01/04/2006
Contract end date	

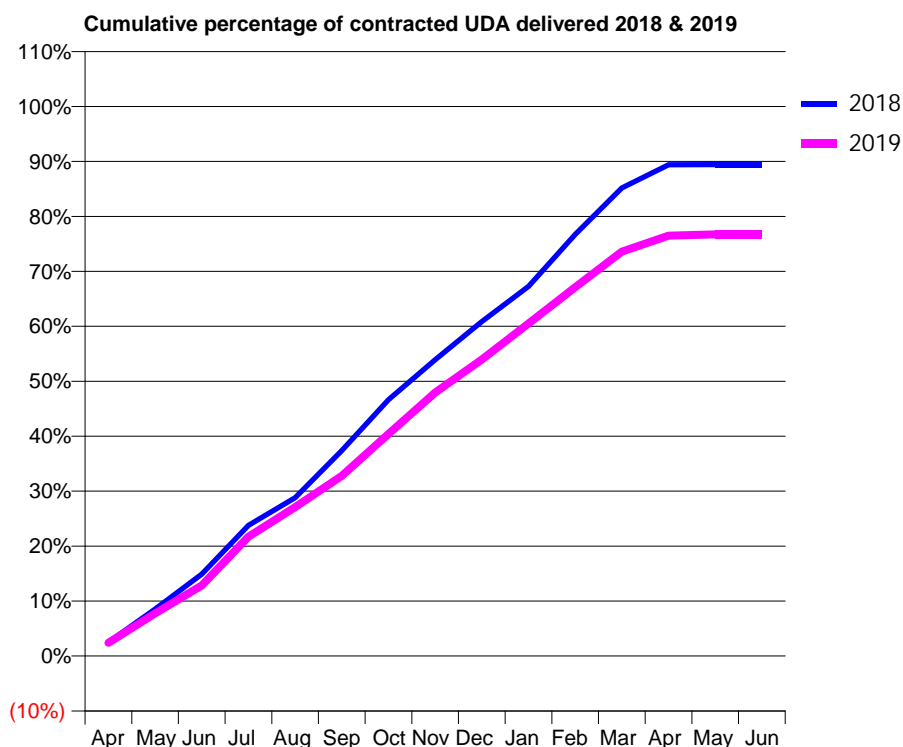
18/19 Contracted general activity (UDA)	31,250
Carry forward general activity (UDA)	0
18/19 Contracted orthodontic activity (UOA)	0
Carry forward orthodontic activity (UOA)	0
Baseline contract value	£877,562.23

ACCESS*

Patients seen in 24 months	Total	Change since previous quarter
Quarter ending March 2018	9,757	
Quarter ending June 2018	9,402	↓
Quarter ending September 2018	9,243	↓
Quarter ending December 2018	9,149	↓
Quarter ending March 2019	9,201	→
Variance since March 2018	(5.7%)	↓



ACTIVITY



Month	Adjusted Scheduled Activity (UDA)	
	2018	2019
April	786	751
May	2,673	2,428
June	4,651	4,004
July	7,434	6,780
August	9,008	8,467
September	11,682	10,240
October	14,577	12,634
November	16,848	14,982
December	19,017	16,865
January	21,018	18,906
February	23,974	20,970
March	26,617	22,986
April	27,934	23,903
May	27,942	23,975
June	27,944	23,978

QUALITY

	Quantity	Base Number	Contract	AT	Region	England
% of FP17s for the same patient ID Re-attending within 3 months - Children	190	3,137	6.1%	9.9%	11.5%	11.8%
% of FP17s for the same patient ID Re-attending within 3 months - Adults	946	8,297	11.4%	13.3%	15.2%	15.7%
% of FP17s for the same patient ID Re-attending between 3 & 9 months - Children	1,700	3,137	54.2%	61.0%	60.2%	58.9%
% of FP17s for the same patient ID Re-attending between 3 & 9 months - Adults	4,389	8,297	52.9%	54.9%	51.8%	50.8%
% of FP17s for Band 1 Urgent Courses	886	11,320	7.8%	7.4%	8.1%	9.1%
% of FP17s Relating to Free Repair or Replacements	97	11,320	0.9%	0.9%	0.8%	0.8%
% of FP17s Relating to Continuations	109	11,320	1.0%	1.0%	0.9%	0.9%
% of Patients satisfied with the dentistry they have received	7	8	N/A	93.7%	92.7%	92.5%
% of Patients satisfied with the time they had to wait for an appointment	8	8	N/A	89.7%	87.4%	87.0%

* This is based on patients treated on this contract for their most recent course of treatment.

Figures in italics indicate the base number of FP17s or Patient Questionnaire responses are less than 100. N/A is shown where the base number of responses is less than 10 during the period. % is calculated as Quantity/Base number*100

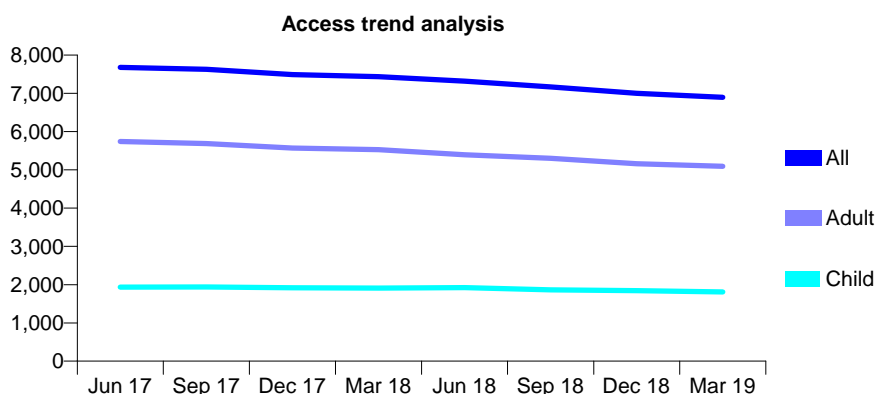
Q60 - Vital Signs At a Glance Contract Report for 101338/0021 - Year end March 2019

Name or company name	Whitecross Dental Care Limited
Contract type name	GDS Contract
Purpose of contract	General
Contract start date	01/04/2006
Contract end date	

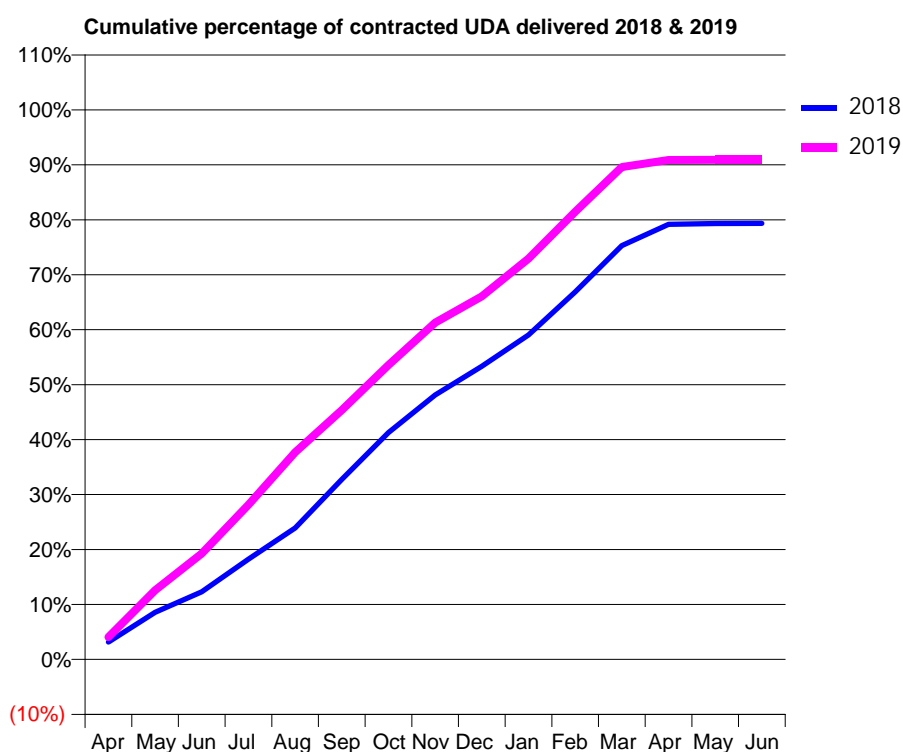
18/19 Contracted general activity (UDA)	25,000
Carry forward general activity (UDA)	0
18/19 Contracted orthodontic activity (UOA)	0
Carry forward orthodontic activity (UOA)	0
Baseline contract value	£702,049.79

ACCESS*

Patients seen in 24 months	Total	Change since previous quarter
Quarter ending March 2018	7,436	
Quarter ending June 2018	7,317	↓
Quarter ending September 2018	7,167	↓
Quarter ending December 2018	7,003	↓
Quarter ending March 2019	6,898	↓
Variance since March 2018	(7.2%)	↓



ACTIVITY



Month	Adjusted Scheduled Activity (UDA)	
	2018	2019
April	792	1,018
May	2,142	3,150
June	3,077	4,823
July	4,558	7,035
August	5,978	9,426
September	8,190	11,340
October	10,324	13,391
November	12,034	15,323
December	13,330	16,514
January	14,766	18,231
February	16,716	20,368
March	18,823	22,398
April	19,795	22,716
May	19,831	22,730
June	19,834	22,731

QUALITY

	Quantity	Base Number	Contract	AT	Region	England
% of FP17s for the same patient ID Re-attending within 3 months - Children	145	2,441	5.9%	9.9%	11.5%	11.8%
% of FP17s for the same patient ID Re-attending within 3 months - Adults	874	6,829	12.8%	13.3%	15.2%	15.7%
% of FP17s for the same patient ID Re-attending between 3 & 9 months - Children	1,392	2,441	57.0%	61.0%	60.2%	58.9%
% of FP17s for the same patient ID Re-attending between 3 & 9 months - Adults	3,392	6,829	49.7%	54.9%	51.8%	50.8%
% of FP17s for Band 1 Urgent Courses	565	8,963	6.3%	7.4%	8.1%	9.1%
% of FP17s Relating to Free Repair or Replacements	30	8,963	0.3%	0.9%	0.8%	0.8%
% of FP17s Relating to Continuations	148	8,963	1.7%	1.0%	0.9%	0.9%
% of Patients satisfied with the dentistry they have received	10	10	100.0%	93.7%	92.7%	92.5%
% of Patients satisfied with the time they had to wait for an appointment	7	10	70.0%	89.7%	87.4%	87.0%

* This is based on patients treated on this contract for their most recent course of treatment. Figures in italics indicate the base number of FP17s or Patient Questionnaire responses are less than 100. N/A is shown where the base number of responses is less than 10 during the period. % is calculated as Quantity/Base number*100

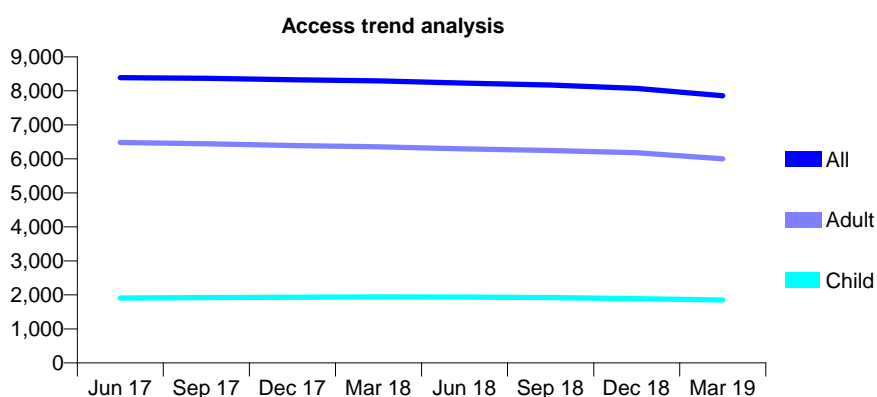
Q60 - Vital Signs At a Glance Contract Report for 101338/0033 - Year end March 2019

Name or company name	Whitecross Dental Care Limited
Contract type name	GDS Contract
Purpose of contract	General
Contract start date	01/04/2006
Contract end date	

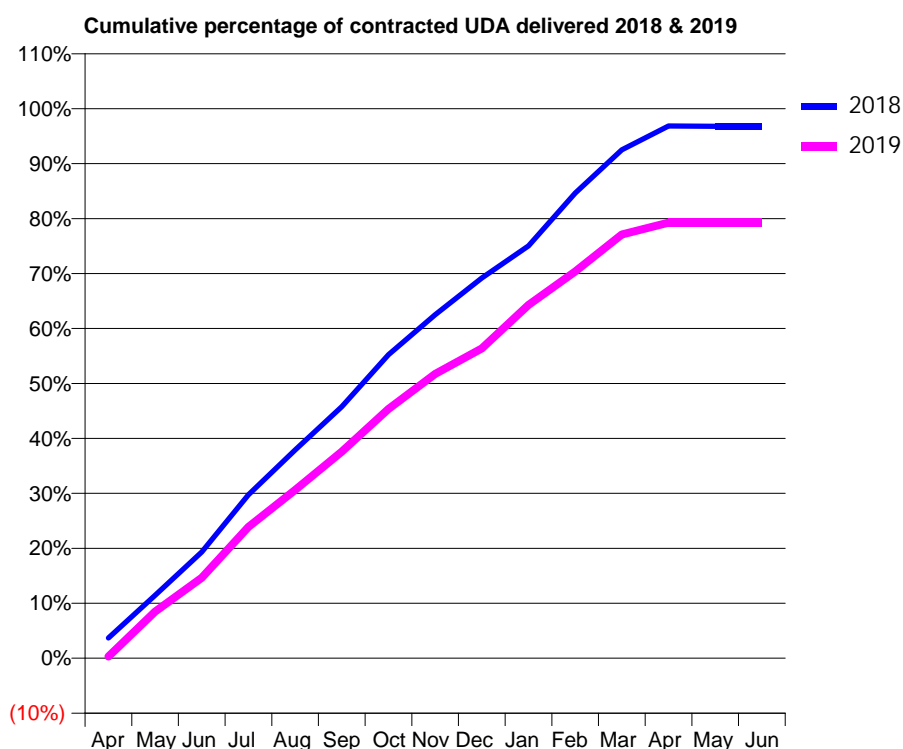
18/19 Contracted general activity (UDA)	20,788
Carry forward general activity (UDA)	670
18/19 Contracted orthodontic activity (UOA)	0
Carry forward orthodontic activity (UOA)	0
Baseline contract value	£586,689.63

ACCESS*

Patients seen in 24 months	Total	Change since previous quarter
Quarter ending March 2018	8,297	
Quarter ending June 2018	8,230	→
Quarter ending September 2018	8,171	→
Quarter ending December 2018	8,072	↓
Quarter ending March 2019	7,855	↓
Variance since March 2018	(5.3%)	↓



ACTIVITY



Month	Adjusted Scheduled Activity (UDA)	
	2018	2019
April	768	64
May	2,384	1,764
June	4,020	3,046
July	6,181	4,969
August	7,879	6,369
September	9,519	7,811
October	11,486	9,431
November	12,993	10,752
December	14,382	11,714
January	15,601	13,365
February	17,601	14,631
March	19,227	16,030
April	20,133	16,472
May	20,118	16,472
June	20,118	16,472

QUALITY

	Quantity	Base Number	Contract	AT	Region	England
% of FP17s for the same patient ID Re-attending within 3 months - Children	118	2,326	5.1%	9.9%	11.5%	11.8%
% of FP17s for the same patient ID Re-attending within 3 months - Adults	719	7,190	10.0%	13.3%	15.2%	15.7%
% of FP17s for the same patient ID Re-attending between 3 & 9 months - Children	1,198	2,326	51.5%	61.0%	60.2%	58.9%
% of FP17s for the same patient ID Re-attending between 3 & 9 months - Adults	3,299	7,190	45.9%	54.9%	51.8%	50.8%
% of FP17s for Band 1 Urgent Courses	556	9,335	6.0%	7.4%	8.1%	9.1%
% of FP17s Relating to Free Repair or Replacements	40	9,335	0.4%	0.9%	0.8%	0.8%
% of FP17s Relating to Continuations	123	9,335	1.3%	1.0%	0.9%	0.9%
% of Patients satisfied with the dentistry they have received	3	3	N/A	93.7%	92.7%	92.5%
% of Patients satisfied with the time they had to wait for an appointment	3	3	N/A	89.7%	87.4%	87.0%

* This is based on patients treated on this contract for their most recent course of treatment.

Figures in italics indicate the base number of FP17s or Patient Questionnaire responses are less than 100. N/A is shown where the base number of responses is less than 10 during the period. % is calculated as Quantity/Base number*100

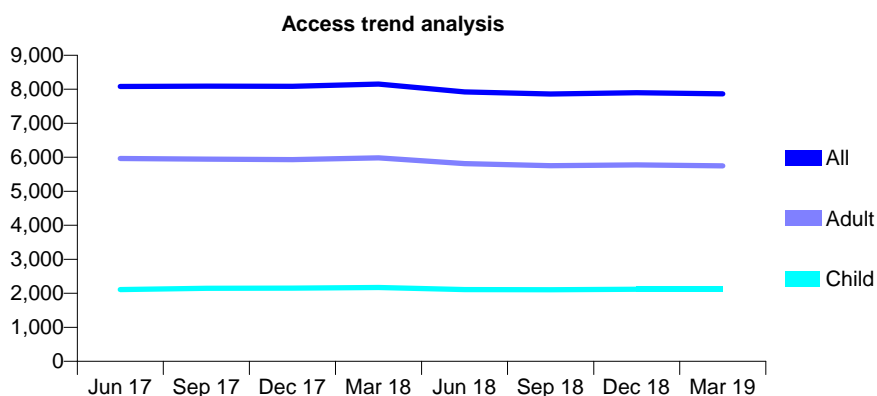
Q60 - Vital Signs At a Glance Contract Report for 101362/0010 - Year end March 2019

Name or company name	Rodericks Dental Limited
Contract type name	GDS Contract
Purpose of contract	General
Contract start date	01/09/2008
Contract end date	

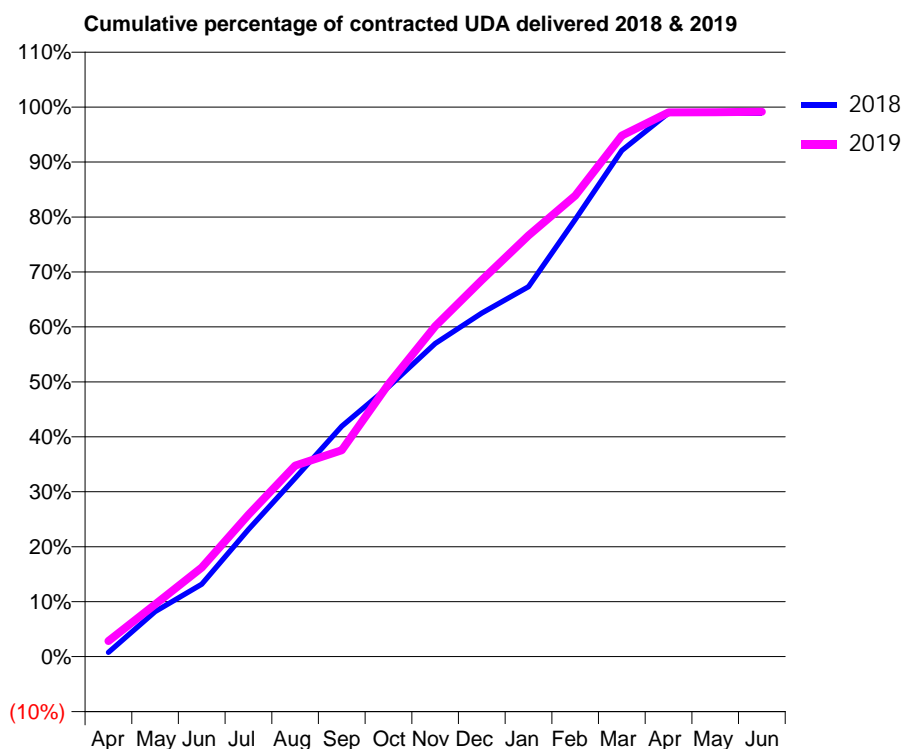
18/19 Contracted general activity (UDA)	23,810
Carry forward general activity (UDA)	212
18/19 Contracted orthodontic activity (UOA)	0
Carry forward orthodontic activity (UOA)	0
Baseline contract value	£564,872.64

ACCESS*

Patients seen in 24 months	Total	Change since previous quarter
Quarter ending March 2018	8,155	
Quarter ending June 2018	7,923	↓
Quarter ending September 2018	7,862	→
Quarter ending December 2018	7,901	→
Quarter ending March 2019	7,865	→
Variance since March 2018	(3.6%)	↓



ACTIVITY



Month	Adjusted Scheduled Activity (UDA)	
	2018	2019
April	161	681
May	1,710	2,263
June	2,743	3,856
July	4,814	6,142
August	6,760	8,278
September	8,723	8,939
October	10,213	11,804
November	11,861	14,315
December	13,007	16,313
January	14,012	18,249
February	16,555	19,971
March	19,169	22,569
April	20,580	23,574
May	20,594	23,589
June	20,598	23,603

QUALITY

	Quantity	Base Number	Contract	AT	Region	England
% of FP17s for the same patient ID Re-attending within 3 months - Children	270	3,335	8.1%	9.9%	11.5%	11.8%
% of FP17s for the same patient ID Re-attending within 3 months - Adults	1,376	8,472	16.2%	13.3%	15.2%	15.7%
% of FP17s for the same patient ID Re-attending between 3 & 9 months - Children	2,111	3,335	63.3%	61.0%	60.2%	58.9%
% of FP17s for the same patient ID Re-attending between 3 & 9 months - Adults	4,942	8,472	58.3%	54.9%	51.8%	50.8%
% of FP17s for Band 1 Urgent Courses	1,188	11,697	10.2%	7.4%	8.1%	9.1%
% of FP17s Relating to Free Repair or Replacements	190	11,697	1.6%	0.9%	0.8%	0.8%
% of FP17s Relating to Continuations	76	11,697	0.6%	1.0%	0.9%	0.9%
% of Patients satisfied with the dentistry they have received	2	3	N/A	93.7%	92.7%	92.5%
% of Patients satisfied with the time they had to wait for an appointment	2	3	N/A	89.7%	87.4%	87.0%

* This is based on patients treated on this contract for their most recent course of treatment. Figures in italics indicate the base number of FP17s or Patient Questionnaire responses are less than 100. N/A is shown where the base number of responses is less than 10 during the period. % is calculated as Quantity/Base number*100

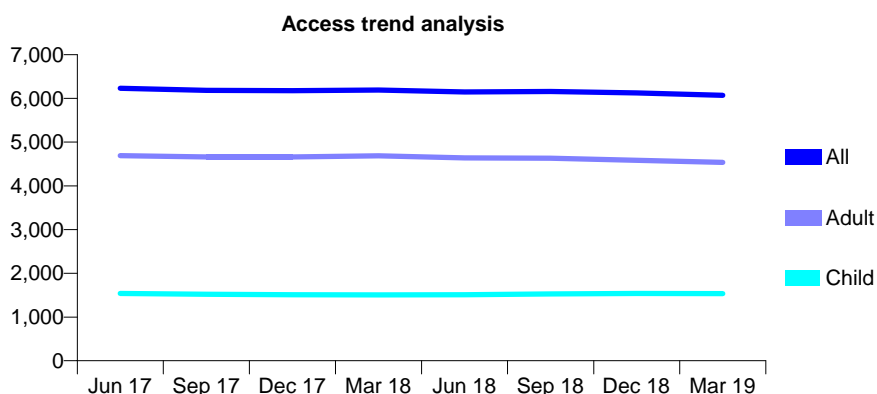
Q60 - Vital Signs At a Glance Contract Report for 101362/0012 - Year end March 2019

Name or company name	Rodericks Dental Limited
Contract type name	GDS Contract
Purpose of contract	General
Contract start date	01/11/2008
Contract end date	

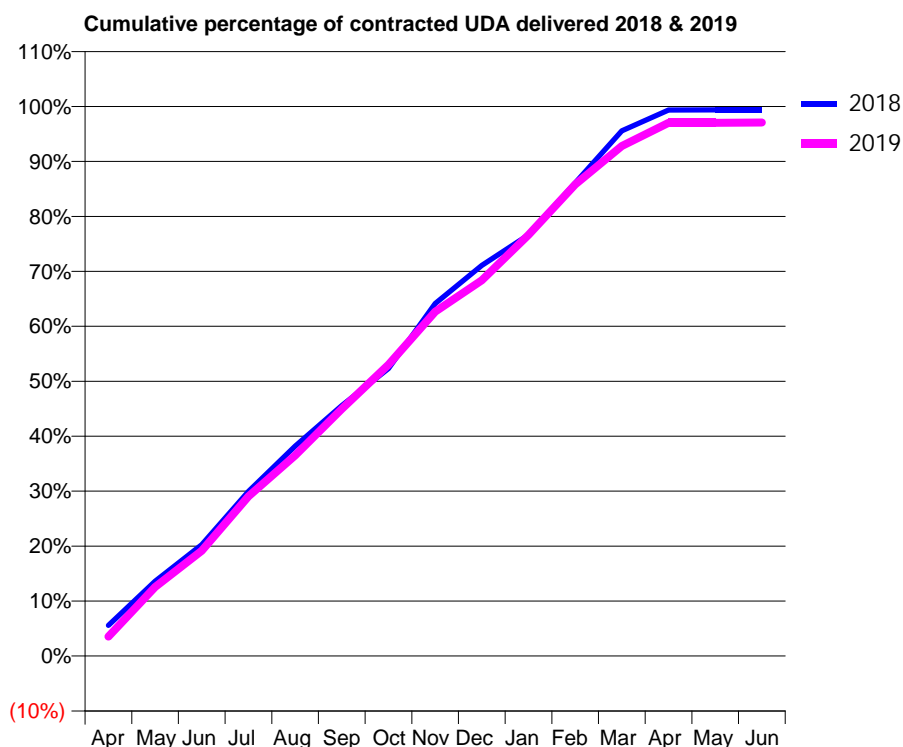
18/19 Contracted general activity (UDA)	16,586
Carry forward general activity (UDA)	102
18/19 Contracted orthodontic activity (UOA)	0
Carry forward orthodontic activity (UOA)	0
Baseline contract value	£388,563.87

ACCESS*

Patients seen in 24 months	Total	Change since previous quarter
Quarter ending March 2018	6,190	
Quarter ending June 2018	6,148	→
Quarter ending September 2018	6,161	→
Quarter ending December 2018	6,127	→
Quarter ending March 2019	6,072	→
Variance since March 2018	(1.9%)	↓



ACTIVITY



Month	Adjusted Scheduled Activity (UDA)	
	2018	2019
April	924	584
May	2,258	2,082
June	3,357	3,177
July	4,970	4,819
August	6,338	6,055
September	7,558	7,458
October	8,675	8,791
November	10,640	10,389
December	11,788	11,341
January	12,707	12,712
February	14,278	14,234
March	15,848	15,391
April	16,480	16,093
May	16,482	16,094
June	16,484	16,103

QUALITY

	Quantity	Base Number	Contract	AT	Region	England
% of FP17s for the same patient ID Re-attending within 3 months - Children	150	2,083	7.2%	9.9%	11.5%	11.8%
% of FP17s for the same patient ID Re-attending within 3 months - Adults	875	6,067	14.4%	13.3%	15.2%	15.7%
% of FP17s for the same patient ID Re-attending between 3 & 9 months - Children	1,083	2,083	52.0%	61.0%	60.2%	58.9%
% of FP17s for the same patient ID Re-attending between 3 & 9 months - Adults	3,176	6,067	52.3%	54.9%	51.8%	50.8%
% of FP17s for Band 1 Urgent Courses	715	8,237	8.7%	7.4%	8.1%	9.1%
% of FP17s Relating to Free Repair or Replacements	103	8,237	1.3%	0.9%	0.8%	0.8%
% of FP17s Relating to Continuations	13	8,237	0.2%	1.0%	0.9%	0.9%
% of Patients satisfied with the dentistry they have received	6	6	N/A	93.7%	92.7%	92.5%
% of Patients satisfied with the time they had to wait for an appointment	5	6	N/A	89.7%	87.4%	87.0%

* This is based on patients treated on this contract for their most recent course of treatment. Figures in italics indicate the base number of FP17s or Patient Questionnaire responses are less than 100. N/A is shown where the base number of responses is less than 10 during the period. % is calculated as Quantity/Base number*100

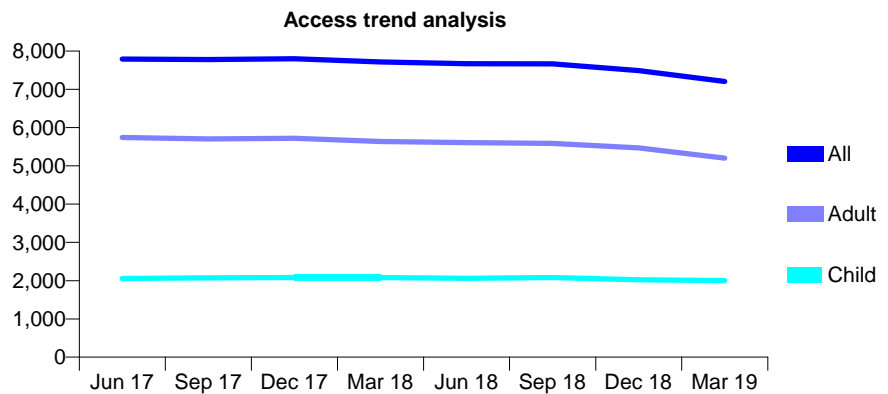
Q60 - Vital Signs At a Glance Contract Report for 101370/0016 - Year end March 2019

Name or company name	Petrie Tucker & Partners Ltd
Contract type name	GDS Contract
Purpose of contract	General
Contract start date	01/04/2006
Contract end date	

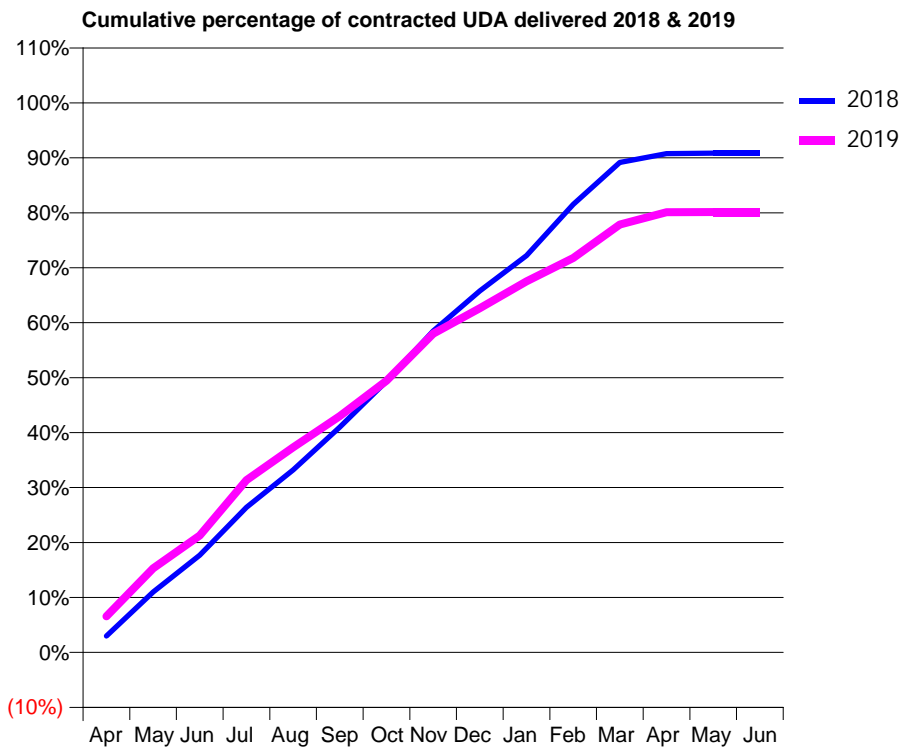
18/19 Contracted general activity (UDA)	22,134
Carry forward general activity (UDA)	0
18/19 Contracted orthodontic activity (UOA)	0
Carry forward orthodontic activity (UOA)	0
Baseline contract value	£483,878.24

ACCESS*

Patients seen in 24 months	Total	Change since previous quarter
Quarter ending March 2018	7,717	
Quarter ending June 2018	7,670	→
Quarter ending September 2018	7,666	→
Quarter ending December 2018	7,488	↓
Quarter ending March 2019	7,207	↓
Variance since March 2018	(6.6%)	↓



ACTIVITY



Month	2018	2019
April	662	1,454
May	2,437	3,387
June	3,919	4,706
July	5,848	6,940
August	7,351	8,264
September	9,076	9,518
October	10,923	10,941
November	12,949	12,836
December	14,559	13,863
January	15,980	14,948
February	18,046	15,887
March	19,732	17,232
April	20,091	17,730
May	20,107	17,731
June	20,107	17,731

QUALITY

	Quantity	Base Number	Contract	AT	Region	England
% of FP17s for the same patient ID Re-attending within 3 months - Children	70	2,275	3.1%	9.9%	11.5%	11.8%
% of FP17s for the same patient ID Re-attending within 3 months - Adults	380	5,563	6.8%	13.3%	15.2%	15.7%
% of FP17s for the same patient ID Re-attending between 3 & 9 months - Children	1,126	2,275	49.5%	61.0%	60.2%	58.9%
% of FP17s for the same patient ID Re-attending between 3 & 9 months - Adults	2,534	5,563	45.6%	54.9%	51.8%	50.8%
% of FP17s for Band 1 Urgent Courses	244	7,932	3.1%	7.4%	8.1%	9.1%
% of FP17s Relating to Free Repair or Replacements	21	7,932	0.3%	0.9%	0.8%	0.8%
% of FP17s Relating to Continuations	50	7,932	0.6%	1.0%	0.9%	0.9%
% of Patients satisfied with the dentistry they have received	5	5	N/A	93.7%	92.7%	92.5%
% of Patients satisfied with the time they had to wait for an appointment	4	5	N/A	89.7%	87.4%	87.0%

* This is based on patients treated on this contract for their most recent course of treatment. Figures in italics indicate the base number of FP17s or Patient Questionnaire responses are less than 100. N/A is shown where the base number of responses is less than 10 during the period. % is calculated as Quantity/Base number*100

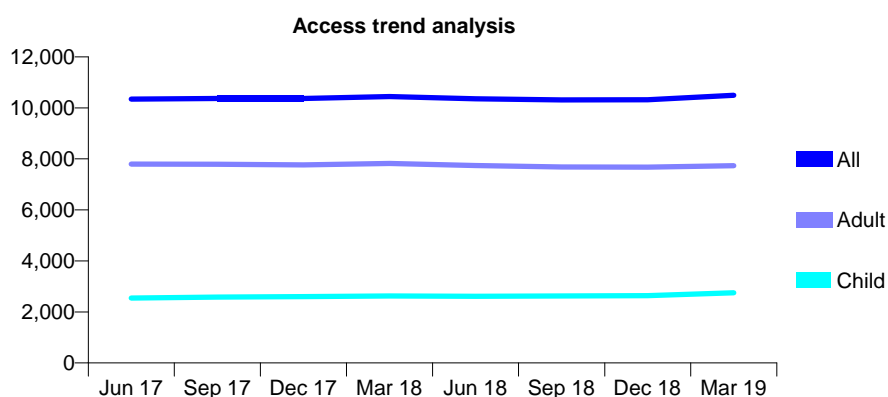
Q60 - Vital Signs At a Glance Contract Report for 101370/0017 - Year end March 2019

Name or company name	Petrie Tucker & Partners Ltd
Contract type name	GDS Contract
Purpose of contract	General
Contract start date	01/04/2006
Contract end date	

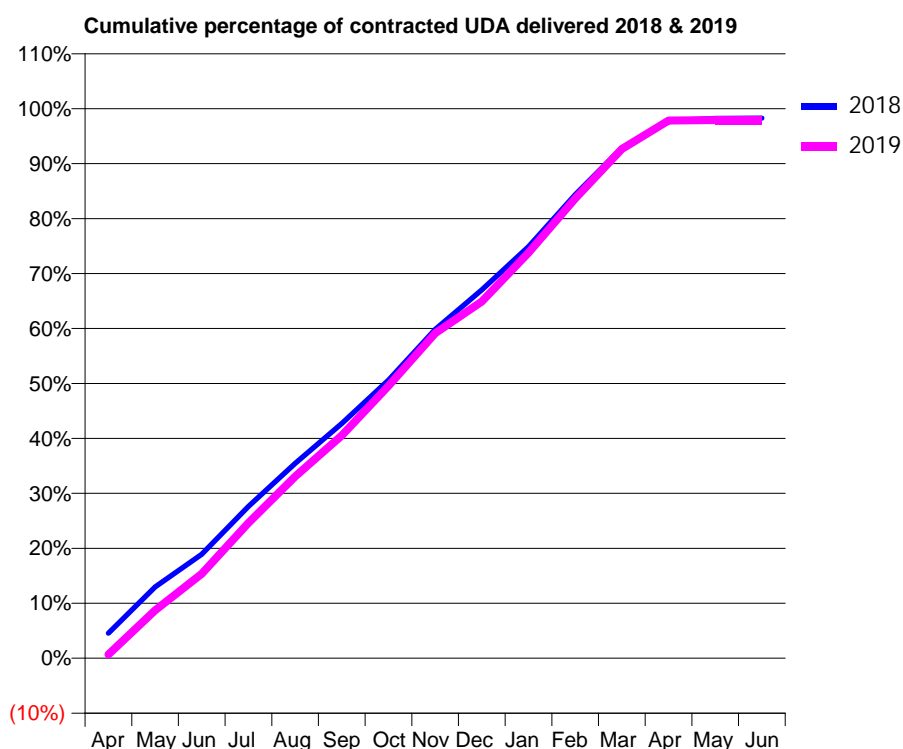
18/19 Contracted general activity (UDA)	25,778
Carry forward general activity (UDA)	445
18/19 Contracted orthodontic activity (UOA)	0
Carry forward orthodontic activity (UOA)	0
Baseline contract value	£589,719.89

ACCESS*

Patients seen in 24 months	Total	Change since previous quarter
Quarter ending March 2018	10,446	
Quarter ending June 2018	10,354	→
Quarter ending September 2018	10,316	→
Quarter ending December 2018	10,317	→
Quarter ending March 2019	10,489	→
Variance since March 2018	0.4%	→



ACTIVITY



Month	2018	2019
April	1,175	180
May	3,341	2,251
June	4,874	3,962
July	7,119	6,348
August	9,144	8,523
September	11,014	10,452
October	13,046	12,778
November	15,423	15,242
December	17,281	16,730
January	19,311	19,021
February	21,743	21,564
March	23,937	23,884
April	25,206	25,218
May	25,320	25,242
June	25,333	25,244

QUALITY

	Quantity	Base Number	Contract	AT	Region	England
% of FP17s for the same patient ID Re-attending within 3 months - Children	197	3,438	5.7%	9.9%	11.5%	11.8%
% of FP17s for the same patient ID Re-attending within 3 months - Adults	906	9,909	9.1%	13.3%	15.2%	15.7%
% of FP17s for the same patient ID Re-attending between 3 & 9 months - Children	1,732	3,438	50.4%	61.0%	60.2%	58.9%
% of FP17s for the same patient ID Re-attending between 3 & 9 months - Adults	5,379	9,909	54.3%	54.9%	51.8%	50.8%
% of FP17s for Band 1 Urgent Courses	718	13,328	5.4%	7.4%	8.1%	9.1%
% of FP17s Relating to Free Repair or Replacements	42	13,328	0.3%	0.9%	0.8%	0.8%
% of FP17s Relating to Continuations	150	13,328	1.1%	1.0%	0.9%	0.9%
% of Patients satisfied with the dentistry they have received	2	2	N/A	93.7%	92.7%	92.5%
% of Patients satisfied with the time they had to wait for an appointment	1	2	N/A	89.7%	87.4%	87.0%

* This is based on patients treated on this contract for their most recent course of treatment. Figures in italics indicate the base number of FP17s or Patient Questionnaire responses are less than 100. N/A is shown where the base number of responses is less than 10 during the period. % is calculated as Quantity/Base number*100

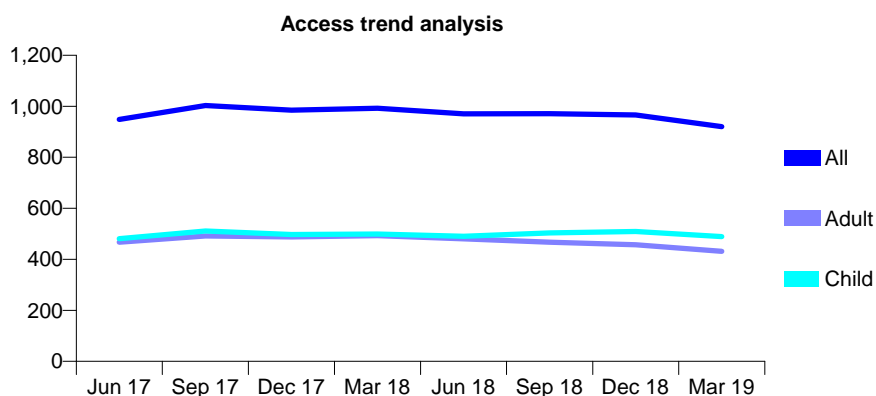
Q60 - Vital Signs At a Glance Contract Report for 101605/0001 - Year end March 2019

Name or company name	Thomas Dental Practice
Contract type name	GDS Contract
Purpose of contract	General
Contract start date	01/10/2015
Contract end date	

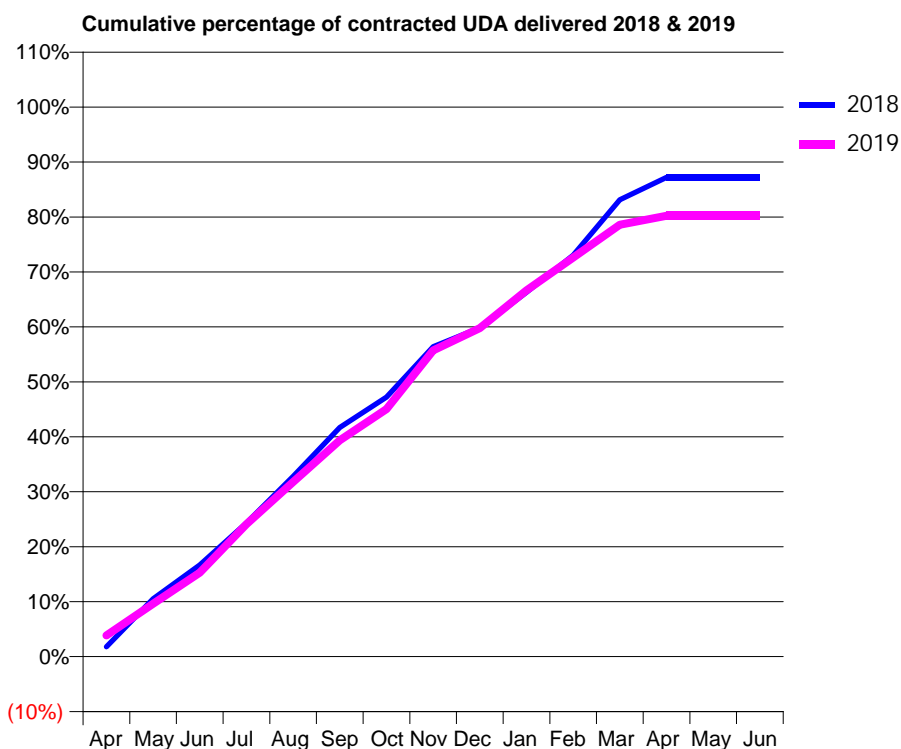
18/19 Contracted general activity (UDA)	2,620
Carry forward general activity (UDA)	0
18/19 Contracted orthodontic activity (UOA)	0
Carry forward orthodontic activity (UOA)	0
Baseline contract value	£57,937.52

ACCESS*

Patients seen in 24 months	Total	Change since previous quarter
Quarter ending March 2018	992	
Quarter ending June 2018	970	↓
Quarter ending September 2018	971	→
Quarter ending December 2018	966	→
Quarter ending March 2019	920	↓
Variance since March 2018	(7.3%)	↓



ACTIVITY



Month	Adjusted Scheduled Activity (UDA)	
	2018	2019
April	47	101
May	276	252
June	437	400
July	637	632
August	860	833
September	1,093	1,031
October	1,237	1,180
November	1,478	1,460
December	1,567	1,566
January	1,738	1,746
February	1,914	1,903
March	2,178	2,059
April	2,285	2,102
May	2,285	2,102
June	2,285	2,102

QUALITY

	Quantity	Base Number	Contract	AT	Region	England
% of FP17s for the same patient ID Re-attending within 3 months - Children	52	763	6.8%	9.9%	11.5%	11.8%
% of FP17s for the same patient ID Re-attending within 3 months - Adults	124	610	20.3%	13.3%	15.2%	15.7%
% of FP17s for the same patient ID Re-attending between 3 & 9 months - Children	497	763	65.1%	61.0%	60.2%	58.9%
% of FP17s for the same patient ID Re-attending between 3 & 9 months - Adults	303	610	49.7%	54.9%	51.8%	50.8%
% of FP17s for Band 1 Urgent Courses	43	1,333	3.2%	7.4%	8.1%	9.1%
% of FP17s Relating to Free Repair or Replacements	9	1,333	0.7%	0.9%	0.8%	0.8%
% of FP17s Relating to Continuations	16	1,333	1.2%	1.0%	0.9%	0.9%
% of Patients satisfied with the dentistry they have received	0	0	N/A	93.7%	92.7%	92.5%
% of Patients satisfied with the time they had to wait for an appointment	0	0	N/A	89.7%	87.4%	87.0%

* This is based on patients treated on this contract for their most recent course of treatment. Figures in italics indicate the base number of FP17s or Patient Questionnaire responses are less than 100. N/A is shown where the base number of responses is less than 10 during the period. % is calculated as Quantity/Base number*100

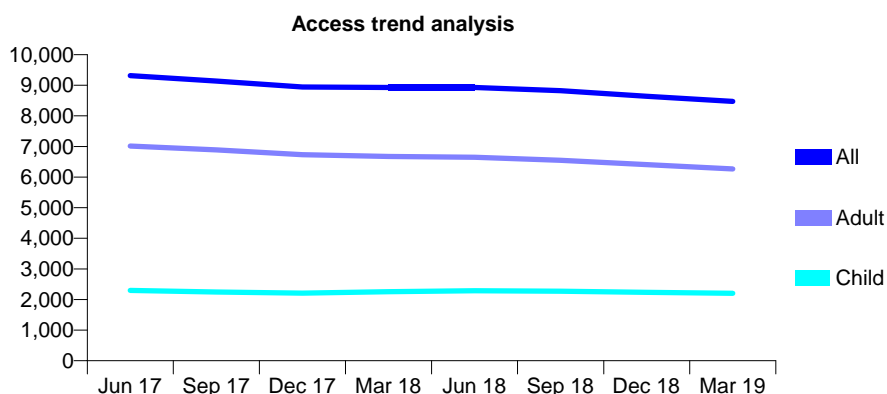
Q60 - Vital Signs At a Glance Contract Report for 103713/0001 - Year end March 2019

Name or company name	Rodericks Dental Limited
Contract type name	GDS Contract
Purpose of contract	General
Contract start date	09/11/2009
Contract end date	

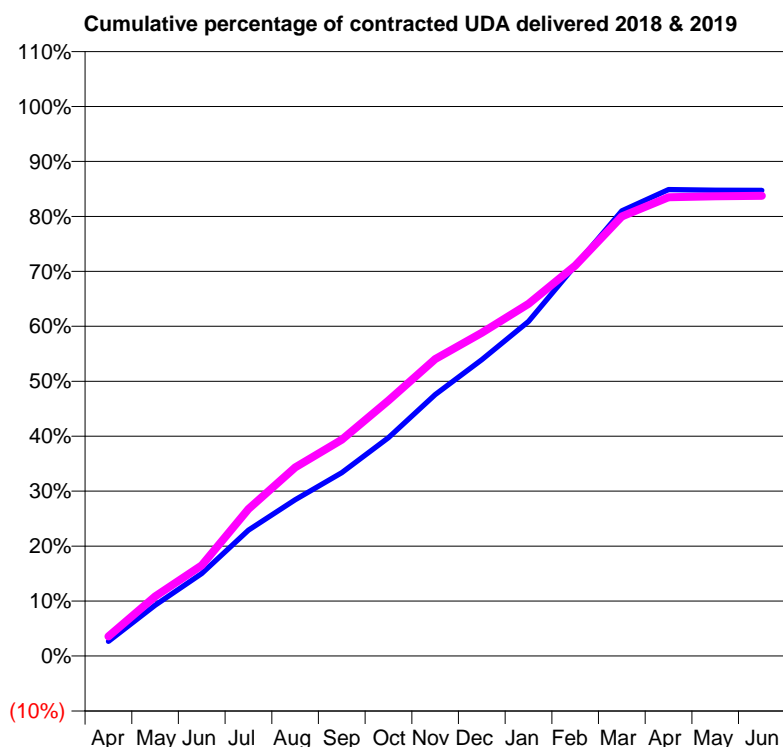
18/19 Contracted general activity (UDA)	26,418
Carry forward general activity (UDA)	0
18/19 Contracted orthodontic activity (UOA)	0
Carry forward orthodontic activity (UOA)	0
Baseline contract value	£652,788.81

ACCESS*

Patients seen in 24 months	Total	Change since previous quarter
Quarter ending March 2018	8,927	
Quarter ending June 2018	8,929	→
Quarter ending September 2018	8,824	↓
Quarter ending December 2018	8,641	↓
Quarter ending March 2019	8,471	↓
Variance since March 2018	(5.1%)	↓



ACTIVITY



Month	Adjusted Scheduled Activity (UDA)	
	2018	2019
April	711	942
May	2,445	2,871
June	3,964	4,353
July	6,046	7,066
August	7,514	9,065
September	8,812	10,404
October	10,496	12,289
November	12,566	14,274
December	14,251	15,540
January	16,084	16,930
February	18,766	18,766
March	21,395	21,127
April	22,421	22,058
May	22,393	22,101
June	22,386	22,120

QUALITY

	Quantity	Base Number	Contract	AT	Region	England
% of FP17s for the same patient ID Re-attending within 3 months - Children	267	3,243	8.2%	9.9%	11.5%	11.8%
% of FP17s for the same patient ID Re-attending within 3 months - Adults	946	8,246	11.5%	13.3%	15.2%	15.7%
% of FP17s for the same patient ID Re-attending between 3 & 9 months - Children	1,963	3,243	60.5%	61.0%	60.2%	58.9%
% of FP17s for the same patient ID Re-attending between 3 & 9 months - Adults	4,837	8,246	58.7%	54.9%	51.8%	50.8%
% of FP17s for Band 1 Urgent Courses	1,216	10,955	11.1%	7.4%	8.1%	9.1%
% of FP17s Relating to Free Repair or Replacements	94	10,955	0.9%	0.9%	0.8%	0.8%
% of FP17s Relating to Continuations	44	10,955	0.4%	1.0%	0.9%	0.9%
% of Patients satisfied with the dentistry they have received	3	4	N/A	93.7%	92.7%	92.5%
% of Patients satisfied with the time they had to wait for an appointment	3	4	N/A	89.7%	87.4%	87.0%

* This is based on patients treated on this contract for their most recent course of treatment.

Figures in italics indicate the base number of FP17s or Patient Questionnaire responses are less than 100. N/A is shown where the base number of responses is less than 10 during the period. % is calculated as Quantity/Base number*100

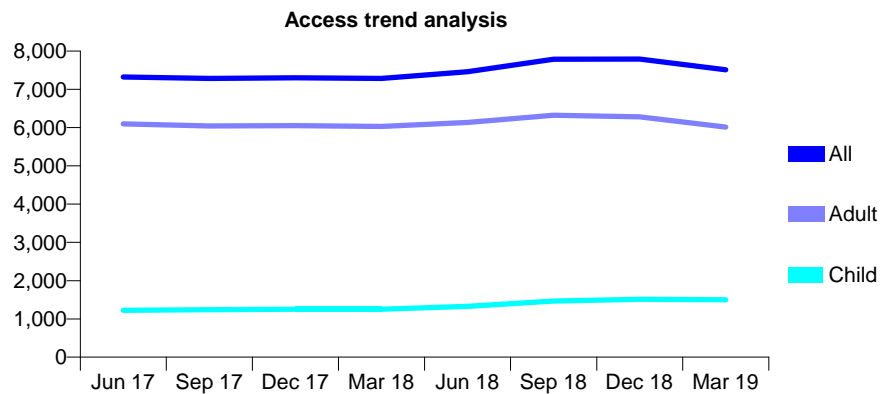
Q60 - Vital Signs At a Glance Contract Report for 105481/0001 - Year end March 2019

Name or company name	Simpson, Goodwin and Hanji
Contract type name	GDS Contract
Purpose of contract	General
Contract start date	16/02/2015
Contract end date	

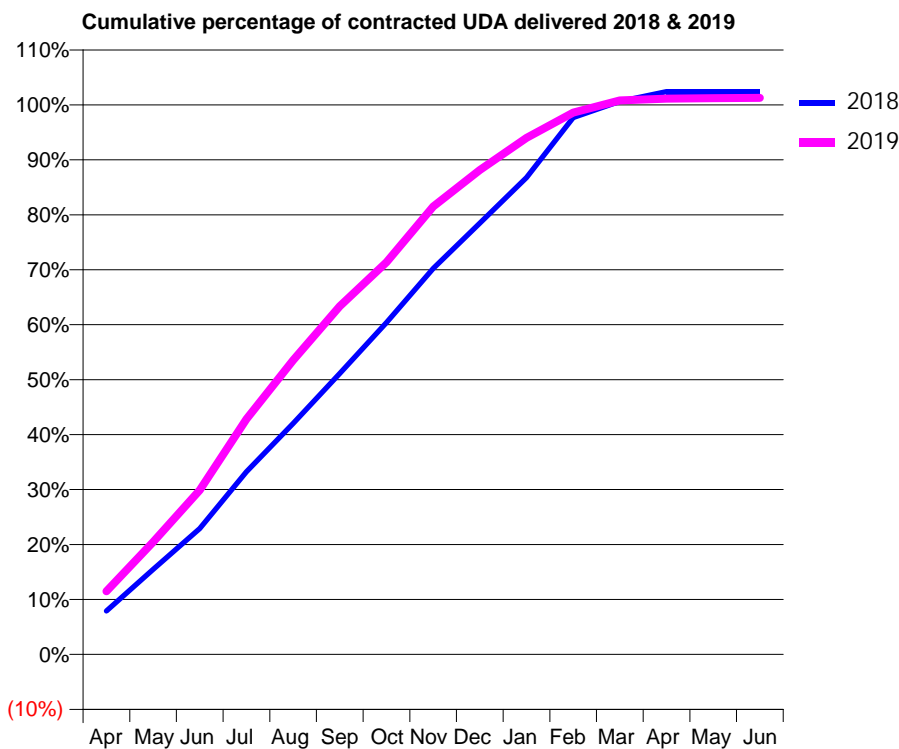
18/19 Contracted general activity (UDA)	19,930
Carry forward general activity (UDA)	-399
18/19 Contracted orthodontic activity (UOA)	0
Carry forward orthodontic activity (UOA)	0
Baseline contract value	£589,434.86

ACCESS*

Patients seen in 24 months	Total	Change since previous quarter
Quarter ending March 2018	7,282	
Quarter ending June 2018	7,463	↑
Quarter ending September 2018	7,787	↑
Quarter ending December 2018	7,791	→
Quarter ending March 2019	7,511	↓
Variance since March 2018	3.1%	↑



ACTIVITY



Month	Adjusted Scheduled Activity (UDA)	
	2018	2019
April	1,573	2,290
May	3,081	4,080
June	4,570	5,963
July	6,629	8,533
August	8,378	10,673
September	10,190	12,628
October	12,035	14,220
November	13,999	16,244
December	15,640	17,569
January	17,294	18,736
February	19,471	19,647
March	20,052	20,092
April	20,408	20,154
May	20,409	20,171
June	20,409	20,183

QUALITY

	Quantity	Base Number	Contract	AT	Region	England
% of FP17s for the same patient ID Re-attending within 3 months - Children	145	2,152	6.7%	9.9%	11.5%	11.8%
% of FP17s for the same patient ID Re-attending within 3 months - Adults	949	6,355	14.9%	13.3%	15.2%	15.7%
% of FP17s for the same patient ID Re-attending between 3 & 9 months - Children	1,023	2,152	47.5%	61.0%	60.2%	58.9%
% of FP17s for the same patient ID Re-attending between 3 & 9 months - Adults	2,820	6,355	44.4%	54.9%	51.8%	50.8%
% of FP17s for Band 1 Urgent Courses	457	8,405	5.4%	7.4%	8.1%	9.1%
% of FP17s Relating to Free Repair or Replacements	131	8,405	1.6%	0.9%	0.8%	0.8%
% of FP17s Relating to Continuations	115	8,405	1.4%	1.0%	0.9%	0.9%
% of Patients satisfied with the dentistry they have received	4	5	N/A	93.7%	92.7%	92.5%
% of Patients satisfied with the time they had to wait for an appointment	3	5	N/A	89.7%	87.4%	87.0%

* This is based on patients treated on this contract for their most recent course of treatment. Figures in italics indicate the base number of FP17s or Patient Questionnaire responses are less than 100. N/A is shown where the base number of responses is less than 10 during the period. % is calculated as Quantity/Base number*100

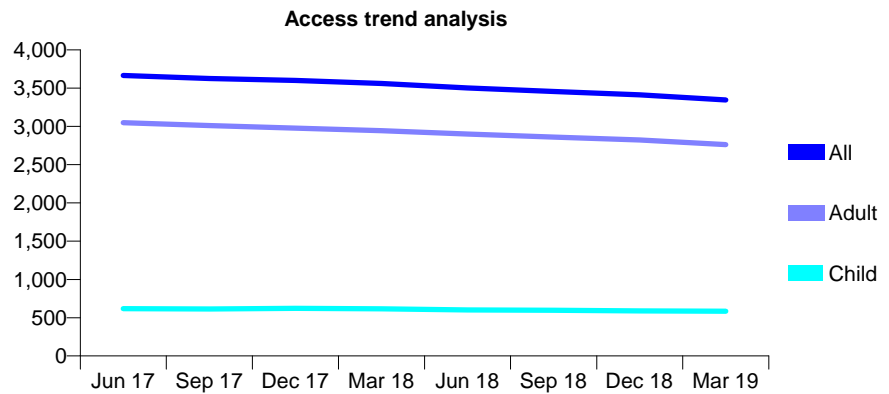
Q60 - Vital Signs At a Glance Contract Report for 106313/0001 - Year end March 2019

Name or company name	Butler and Finnigan Dental Practice (BC) Lt
Contract type name	GDS Contract
Purpose of contract	General and Orthodontic
Contract start date	01/04/2014
Contract end date	

18/19 Contracted general activity (UDA)	10,500
Carry forward general activity (UDA)	0
18/19 Contracted orthodontic activity (UOA)	249
Carry forward orthodontic activity (UOA)	-5
Baseline contract value	£270,453.37

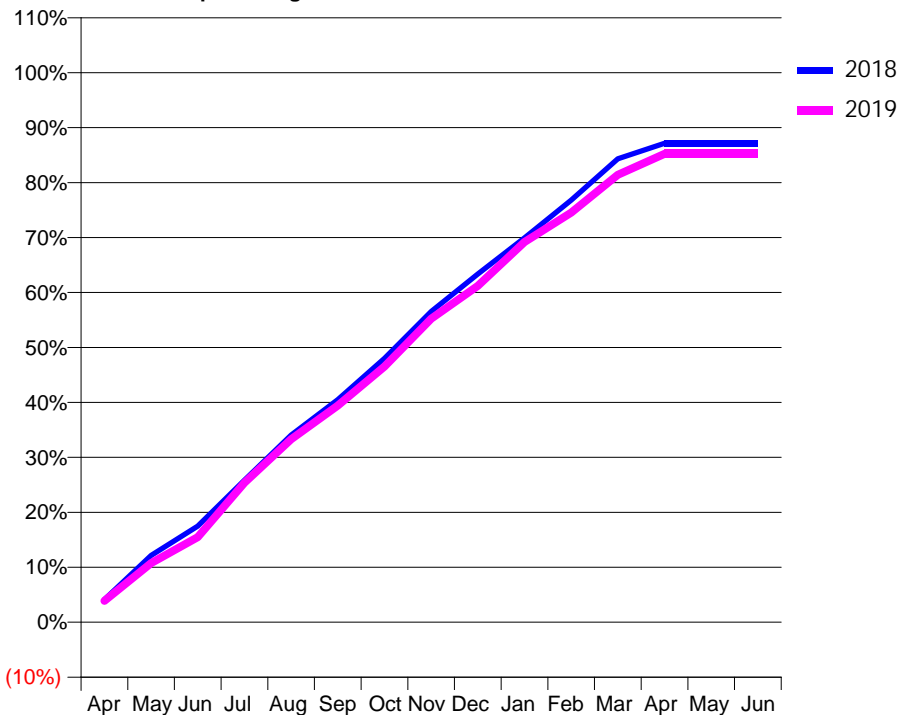
ACCESS*

Patients seen in 24 months	Total	Change since previous quarter
Quarter ending March 2018	3,560	
Quarter ending June 2018	3,502	↓
Quarter ending September 2018	3,456	↓
Quarter ending December 2018	3,411	↓
Quarter ending March 2019	3,346	↓
Variance since March 2018	(6.0%)	↓



ACTIVITY

Cumulative percentage of contracted UDA delivered 2018 & 2019



Month	2018	2019
April	473	410
May	1,398	1,131
June	2,010	1,627
July	2,974	2,664
August	3,917	3,496
September	4,657	4,140
October	5,520	4,885
November	6,500	5,800
December	7,286	6,428
January	8,044	7,264
February	8,835	7,826
March	9,696	8,547
April	10,023	8,951
May	10,023	8,951
June	10,023	8,951

QUALITY

	Quantity	Base Number	Contract	AT	Region	England
% of FP17s for the same patient ID Re-attending within 3 months - Children	99	971	10.2%	9.9%	11.5%	11.8%
% of FP17s for the same patient ID Re-attending within 3 months - Adults	647	4,148	15.6%	13.3%	15.2%	15.7%
% of FP17s for the same patient ID Re-attending between 3 & 9 months - Children	568	971	58.5%	61.0%	60.2%	58.9%
% of FP17s for the same patient ID Re-attending between 3 & 9 months - Adults	2,107	4,148	50.8%	54.9%	51.8%	50.8%
% of FP17s for Band 1 Urgent Courses	669	5,110	13.1%	7.4%	8.1%	9.1%
% of FP17s Relating to Free Repair or Replacements	3	5,110	0.1%	0.9%	0.8%	0.8%
% of FP17s Relating to Continuations	32	5,110	0.6%	1.0%	0.9%	0.9%
% of Patients satisfied with the dentistry they have received	2	2	N/A	93.7%	92.7%	92.5%
% of Patients satisfied with the time they had to wait for an appointment	2	2	N/A	89.7%	87.4%	87.0%

* This is based on patients treated on this contract for their most recent course of treatment.

Figures in italics indicate the base number of FP17s or Patient Questionnaire responses are less than 100. N/A is shown where the base number of responses is less than 10 during the period. % is calculated as Quantity/Base number*100

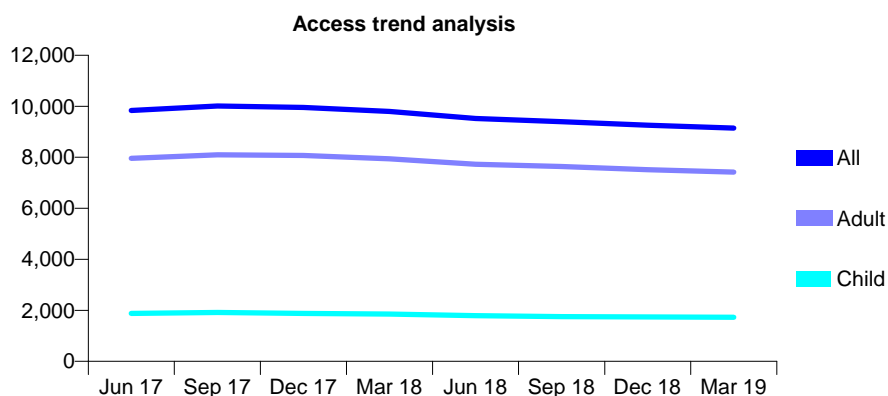
Q60 - Vital Signs At a Glance Contract Report for 107182/0001 - Year end March 2019

Name or company name	Mr Holgate - Green End Dental Practice
Contract type name	GDS Contract
Purpose of contract	General
Contract start date	01/04/2013
Contract end date	

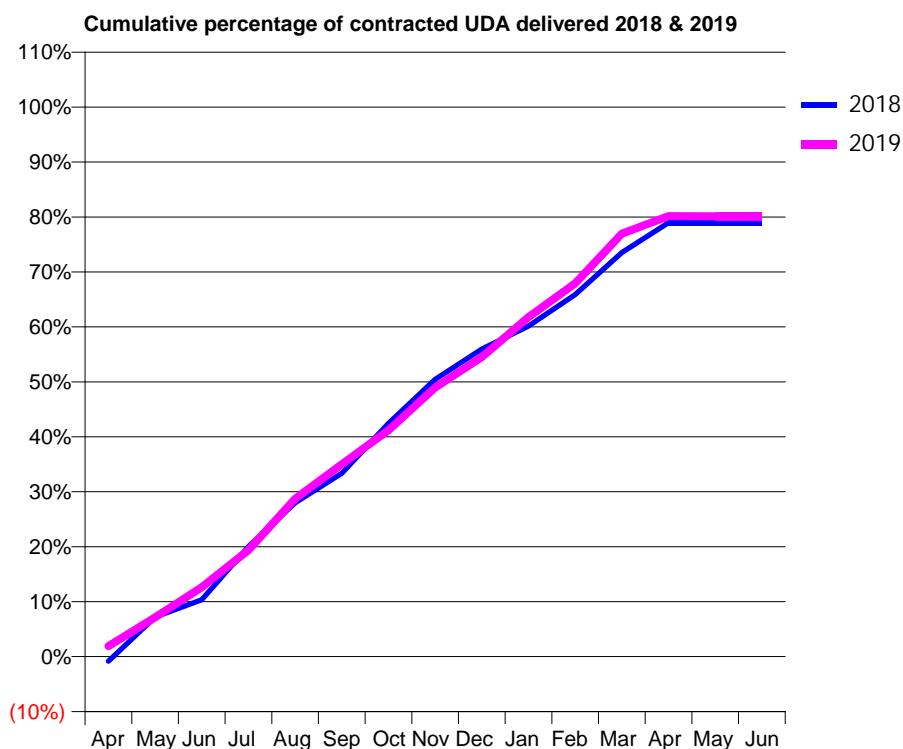
18/19 Contracted general activity (UDA)	28,717
Carry forward general activity (UDA)	0
18/19 Contracted orthodontic activity (UOA)	160
Carry forward orthodontic activity (UOA)	0
Baseline contract value	£812,921.68

ACCESS*

Patients seen in 24 months	Total	Change since previous quarter
Quarter ending March 2018	9,794	
Quarter ending June 2018	9,518	↓
Quarter ending September 2018	9,397	↓
Quarter ending December 2018	9,257	↓
Quarter ending March 2019	9,145	↓
Variance since March 2018	(6.6%)	↓



ACTIVITY



Month	Adjusted Scheduled Activity (UDA)	
	2018	2019
April	-241	550
May	2,075	2,054
June	2,972	3,630
July	5,751	5,562
August	8,049	8,258
September	9,577	10,043
October	12,189	11,828
November	14,495	14,061
December	16,073	15,651
January	17,272	17,736
February	18,921	19,512
March	21,114	22,099
April	22,673	23,020
May	22,678	23,017
June	22,671	23,017

QUALITY

	Quantity	Base Number	Contract	AT	Region	England
% of FP17s for the same patient ID Re-attending within 3 months - Children	78	2,137	3.6%	9.9%	11.5%	11.8%
% of FP17s for the same patient ID Re-attending within 3 months - Adults	801	8,549	9.4%	13.3%	15.2%	15.7%
% of FP17s for the same patient ID Re-attending between 3 & 9 months - Children	1,015	2,137	47.5%	61.0%	60.2%	58.9%
% of FP17s for the same patient ID Re-attending between 3 & 9 months - Adults	3,499	8,549	40.9%	54.9%	51.8%	50.8%
% of FP17s for Band 1 Urgent Courses	878	10,548	8.3%	7.4%	8.1%	9.1%
% of FP17s Relating to Free Repair or Replacements	80	10,548	0.8%	0.9%	0.8%	0.8%
% of FP17s Relating to Continuations	53	10,548	0.5%	1.0%	0.9%	0.9%
% of Patients satisfied with the dentistry they have received	10	12	83.3%	93.7%	92.7%	92.5%
% of Patients satisfied with the time they had to wait for an appointment	11	12	91.7%	89.7%	87.4%	87.0%

* This is based on patients treated on this contract for their most recent course of treatment. Figures in italics indicate the base number of FP17s or Patient Questionnaire responses are less than 100. N/A is shown where the base number of responses is less than 10 during the period. % is calculated as Quantity/Base number*100

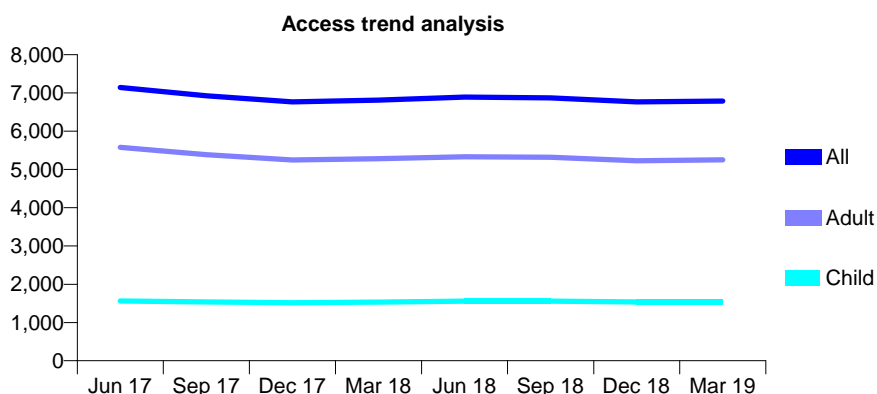
Q60 - Vital Signs At a Glance Contract Report for 107220/0001 - Year end March 2019

Name or company name	Castle View House Dental Practice
Contract type name	GDS Contract
Purpose of contract	General and Orthodontic
Contract start date	01/04/2014
Contract end date	

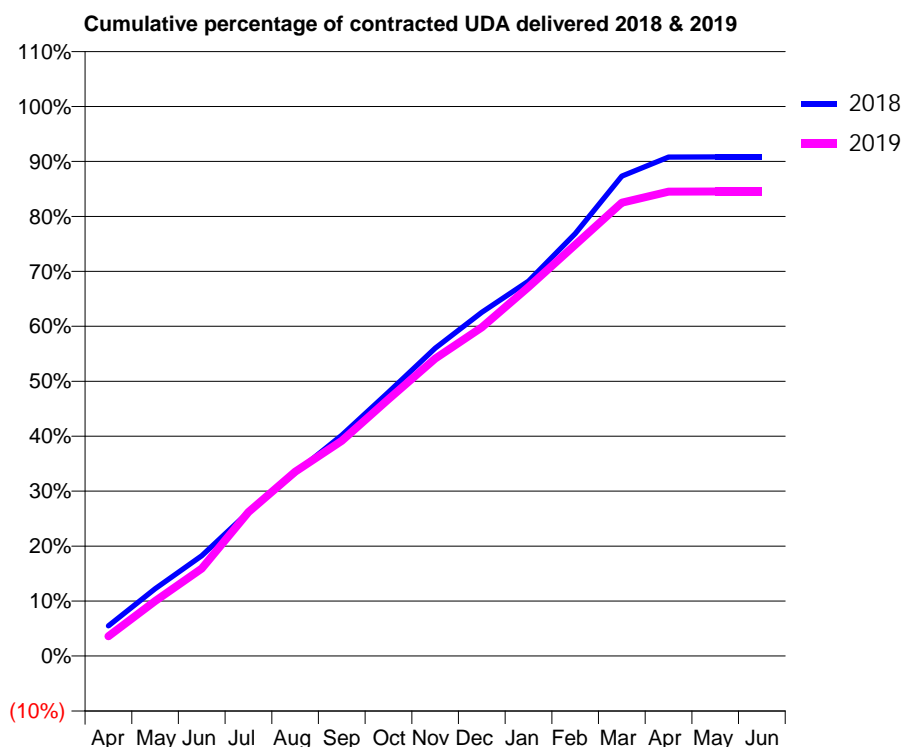
18/19 Contracted general activity (UDA)	25,580
Carry forward general activity (UDA)	0
18/19 Contracted orthodontic activity (UOA)	630
Carry forward orthodontic activity (UOA)	-1
Baseline contract value	£830,692.65

ACCESS*

Patients seen in 24 months	Total	Change since previous quarter
Quarter ending March 2018	6,814	
Quarter ending June 2018	6,890	→
Quarter ending September 2018	6,873	→
Quarter ending December 2018	6,765	↓
Quarter ending March 2019	6,790	→
Variance since March 2018	(0.4%)	→



ACTIVITY



Month	Adjusted Scheduled Activity (UDA)	
	2018	2019
April	1,252	921
May	2,787	2,561
June	4,155	4,076
July	5,966	6,704
August	7,590	8,581
September	9,152	10,018
October	10,934	11,950
November	12,759	13,844
December	14,246	15,298
January	15,539	17,176
February	17,507	19,143
March	19,890	21,104
April	20,679	21,620
May	20,683	21,624
June	20,684	21,624

QUALITY

	Quantity	Base Number	Contract	AT	Region	England
% of FP17s for the same patient ID Re-attending within 3 months - Children	214	2,454	8.7%	9.9%	11.5%	11.8%
% of FP17s for the same patient ID Re-attending within 3 months - Adults	864	7,120	12.1%	13.3%	15.2%	15.7%
% of FP17s for the same patient ID Re-attending between 3 & 9 months - Children	1,433	2,454	58.4%	61.0%	60.2%	58.9%
% of FP17s for the same patient ID Re-attending between 3 & 9 months - Adults	3,192	7,120	44.8%	54.9%	51.8%	50.8%
% of FP17s for Band 1 Urgent Courses	563	9,484	5.9%	7.4%	8.1%	9.1%
% of FP17s Relating to Free Repair or Replacements	34	9,484	0.4%	0.9%	0.8%	0.8%
% of FP17s Relating to Continuations	144	9,484	1.5%	1.0%	0.9%	0.9%
% of Patients satisfied with the dentistry they have received	9	9	N/A	93.7%	92.7%	92.5%
% of Patients satisfied with the time they had to wait for an appointment	8	9	N/A	89.7%	87.4%	87.0%

* This is based on patients treated on this contract for their most recent course of treatment. Figures in italics indicate the base number of FP17s or Patient Questionnaire responses are less than 100. N/A is shown where the base number of responses is less than 10 during the period. % is calculated as Quantity/Base number*100

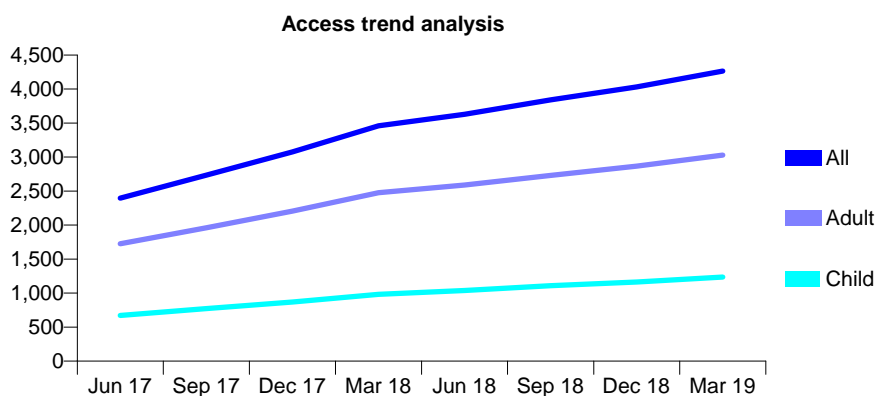
Q60 - Vital Signs At a Glance Contract Report for 108383/0001 - Year end March 2019

Name or company name	Hadley Dental Practice
Contract type name	GDS Contract
Purpose of contract	General
Contract start date	13/06/2011
Contract end date	

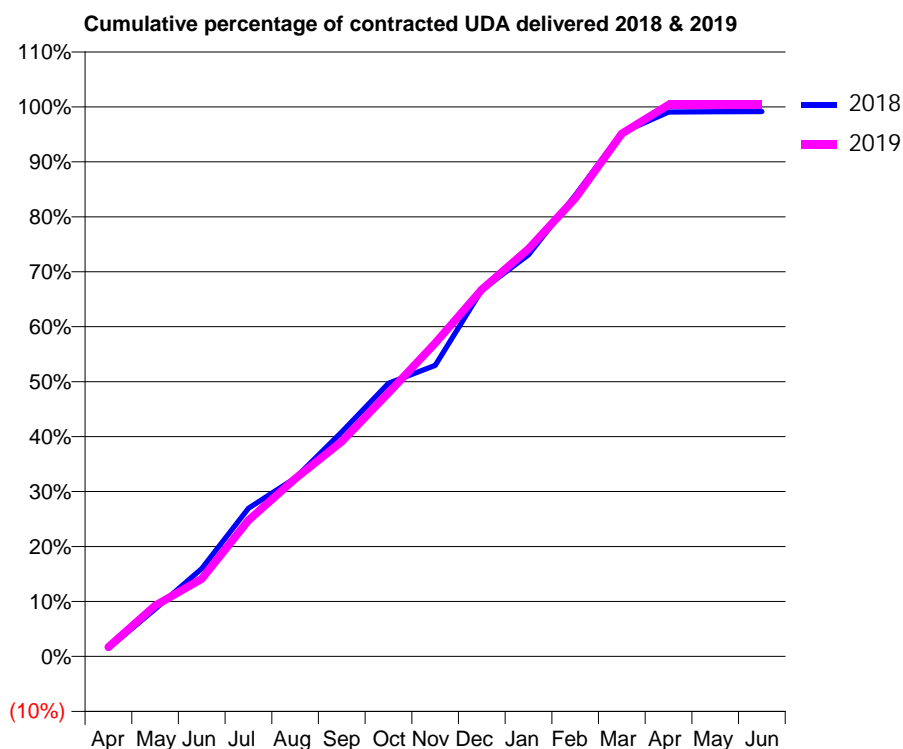
18/19 Contracted general activity (UDA)	10,550
Carry forward general activity (UDA)	91
18/19 Contracted orthodontic activity (UOA)	0
Carry forward orthodontic activity (UOA)	0
Baseline contract value	£263,316.93

ACCESS*

Patients seen in 24 months	Total	Change since previous quarter
Quarter ending March 2018	3,460	
Quarter ending June 2018	3,628	↑
Quarter ending September 2018	3,840	↑
Quarter ending December 2018	4,032	↑
Quarter ending March 2019	4,265	↑
Variance since March 2018	23.3%	↑



ACTIVITY



Month	Adjusted Scheduled Activity (UDA)	
	2018	2019
April	155	180
May	911	978
June	1,687	1,489
July	2,842	2,614
August	3,425	3,410
September	4,310	4,127
October	5,245	5,060
November	5,587	6,016
December	7,033	7,043
January	7,711	7,824
February	8,852	8,796
March	10,051	10,036
April	10,451	10,587
May	10,458	10,589
June	10,459	10,589

QUALITY

	Quantity	Base Number	Contract	AT	Region	England
% of FP17s for the same patient ID Re-attending within 3 months - Children	134	1,689	7.9%	9.9%	11.5%	11.8%
% of FP17s for the same patient ID Re-attending within 3 months - Adults	482	3,956	12.2%	13.3%	15.2%	15.7%
% of FP17s for the same patient ID Re-attending between 3 & 9 months - Children	860	1,689	50.9%	61.0%	60.2%	58.9%
% of FP17s for the same patient ID Re-attending between 3 & 9 months - Adults	1,985	3,956	50.2%	54.9%	51.8%	50.8%
% of FP17s for Band 1 Urgent Courses	512	5,683	9.0%	7.4%	8.1%	9.1%
% of FP17s Relating to Free Repair or Replacements	21	5,683	0.4%	0.9%	0.8%	0.8%
% of FP17s Relating to Continuations	9	5,683	0.2%	1.0%	0.9%	0.9%
% of Patients satisfied with the dentistry they have received	1	1	N/A	93.7%	92.7%	92.5%
% of Patients satisfied with the time they had to wait for an appointment	1	1	N/A	89.7%	87.4%	87.0%

* This is based on patients treated on this contract for their most recent course of treatment.

Figures in italics indicate the base number of FP17s or Patient Questionnaire responses are less than 100. N/A is shown where the base number of responses is less than 10 during the period. % is calculated as Quantity/Base number*100

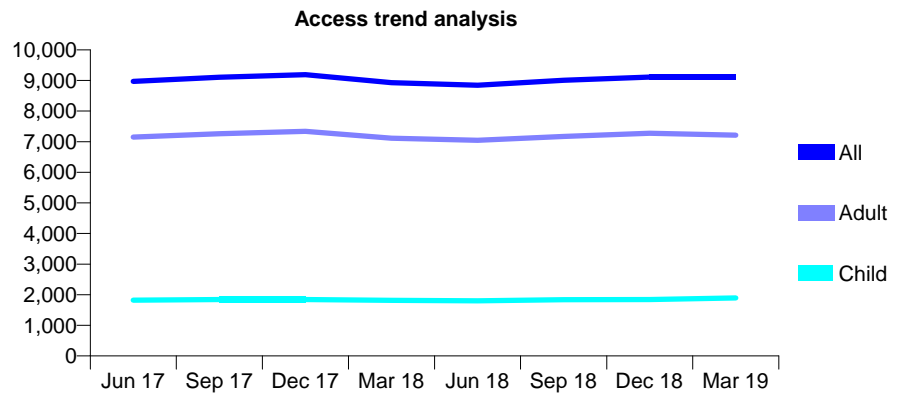
Q60 - Vital Signs At a Glance Contract Report for 110000/0001 - Year end March 2019

Name or company name	Cannock Dental Care
Contract type name	GDS Contract
Purpose of contract	General
Contract start date	01/02/2012
Contract end date	

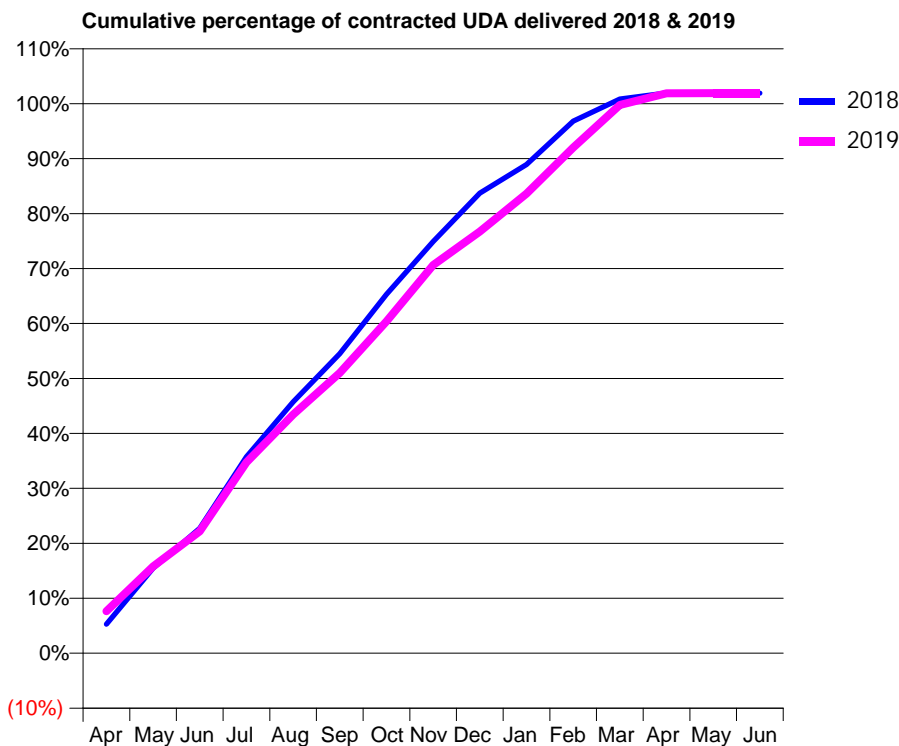
18/19 Contracted general activity (UDA)	25,702
Carry forward general activity (UDA)	-493
18/19 Contracted orthodontic activity (UOA)	0
Carry forward orthodontic activity (UOA)	0
Baseline contract value	£716,749.40

ACCESS*

Patients seen in 24 months	Total	Change since previous quarter
Quarter ending March 2018	8,928	
Quarter ending June 2018	8,844	→
Quarter ending September 2018	9,007	→
Quarter ending December 2018	9,115	→
Quarter ending March 2019	9,111	→
Variance since March 2018	2.0%	↑



ACTIVITY



Month	Adjusted Scheduled Activity (UDA)	
	2018	2019
April	1,356	1,968
May	3,975	4,063
June	5,841	5,698
July	9,193	8,925
August	11,752	11,166
September	14,009	13,113
October	16,790	15,520
November	19,255	18,155
December	21,512	19,720
January	22,856	21,492
February	24,886	23,645
March	25,918	25,636
April	26,199	26,189
May	26,196	26,192
June	26,195	26,195

QUALITY

	Quantity	Base Number	Contract	AT	Region	England
% of FP17s for the same patient ID Re-attending within 3 months - Children	133	2,301	5.8%	9.9%	11.5%	11.8%
% of FP17s for the same patient ID Re-attending within 3 months - Adults	1,001	8,110	12.3%	13.3%	15.2%	15.7%
% of FP17s for the same patient ID Re-attending between 3 & 9 months - Children	1,123	2,301	48.8%	61.0%	60.2%	58.9%
% of FP17s for the same patient ID Re-attending between 3 & 9 months - Adults	3,365	8,110	41.5%	54.9%	51.8%	50.8%
% of FP17s for Band 1 Urgent Courses	1,050	10,450	10.0%	7.4%	8.1%	9.1%
% of FP17s Relating to Free Repair or Replacements	171	10,450	1.6%	0.9%	0.8%	0.8%
% of FP17s Relating to Continuations	71	10,450	0.7%	1.0%	0.9%	0.9%
% of Patients satisfied with the dentistry they have received	5	6	N/A	93.7%	92.7%	92.5%
% of Patients satisfied with the time they had to wait for an appointment	5	6	N/A	89.7%	87.4%	87.0%

* This is based on patients treated on this contract for their most recent course of treatment. Figures in italics indicate the base number of FP17s or Patient Questionnaire responses are less than 100. N/A is shown where the base number of responses is less than 10 during the period. % is calculated as Quantity/Base number*100

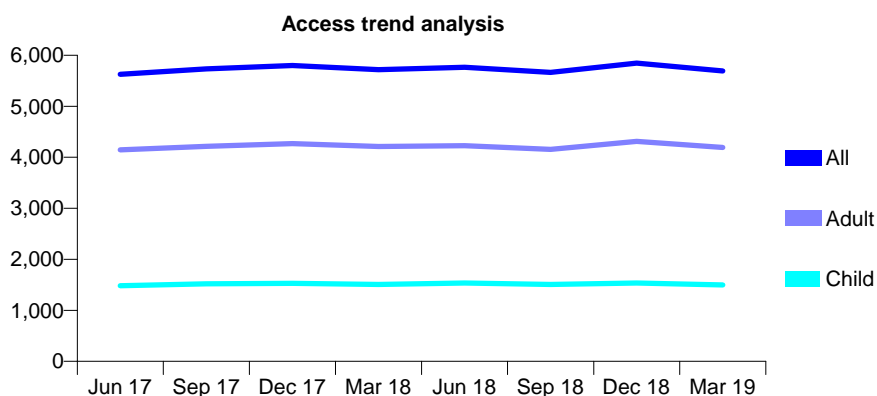
Q60 - Vital Signs At a Glance Contract Report for 116459/0001 - Year end March 2019

Name or company name	High Street Dental Practice
Contract type name	GDS Contract
Purpose of contract	General
Contract start date	15/02/2010
Contract end date	

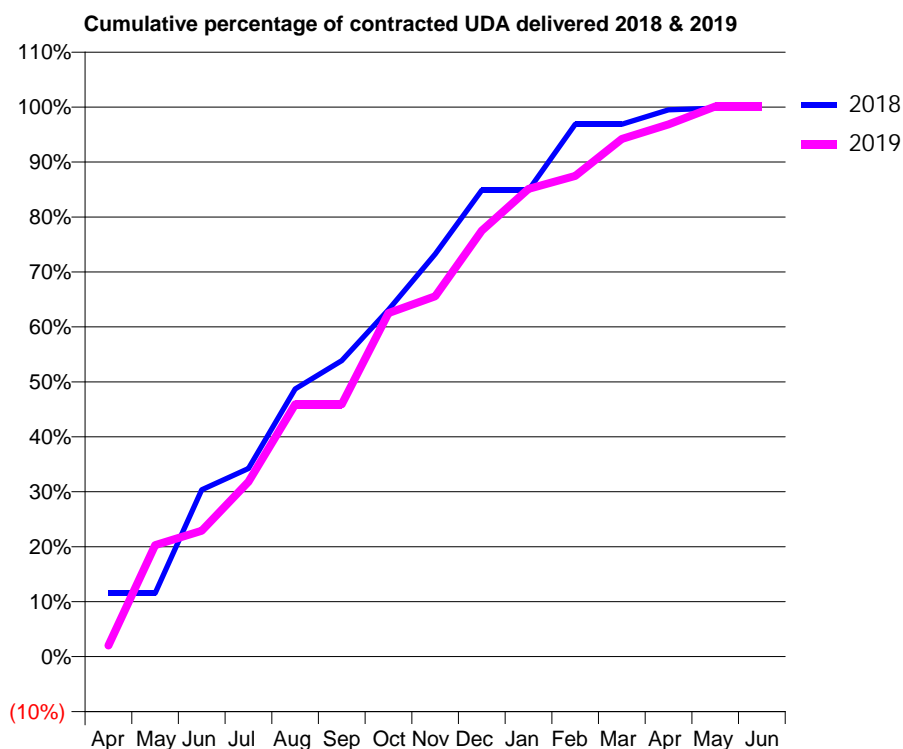
18/19 Contracted general activity (UDA)	15,250
Carry forward general activity (UDA)	29
18/19 Contracted orthodontic activity (UOA)	0
Carry forward orthodontic activity (UOA)	0
Baseline contract value	£378,316.28

ACCESS*

Patients seen in 24 months	Total	Change since previous quarter
Quarter ending March 2018	5,718	
Quarter ending June 2018	5,767	→
Quarter ending September 2018	5,663	↓
Quarter ending December 2018	5,848	↑
Quarter ending March 2019	5,692	↓
Variance since March 2018	(0.5%)	→



ACTIVITY



Month	Adjusted Scheduled Activity (UDA)	
	2018	2019
April	1,760	310
May	1,760	3,094
June	4,631	3,491
July	5,220	4,854
August	7,428	7,001
September	8,213	7,001
October	9,626	9,536
November	11,172	9,998
December	12,944	11,816
January	12,944	12,982
February	14,776	13,339
March	14,776	14,364
April	15,174	14,766
May	15,221	15,266
June	15,221	15,266

QUALITY

	Quantity	Base Number	Contract	AT	Region	England
% of FP17s for the same patient ID Re-attending within 3 months - Children	85	2,186	3.9%	9.9%	11.5%	11.8%
% of FP17s for the same patient ID Re-attending within 3 months - Adults	499	5,652	8.8%	13.3%	15.2%	15.7%
% of FP17s for the same patient ID Re-attending between 3 & 9 months - Children	1,475	2,186	67.5%	61.0%	60.2%	58.9%
% of FP17s for the same patient ID Re-attending between 3 & 9 months - Adults	2,979	5,652	52.7%	54.9%	51.8%	50.8%
% of FP17s for Band 1 Urgent Courses	348	8,077	4.3%	7.4%	8.1%	9.1%
% of FP17s Relating to Free Repair or Replacements	61	8,077	0.8%	0.9%	0.8%	0.8%
% of FP17s Relating to Continuations	24	8,077	0.3%	1.0%	0.9%	0.9%
% of Patients satisfied with the dentistry they have received	3	3	N/A	93.7%	92.7%	92.5%
% of Patients satisfied with the time they had to wait for an appointment	3	3	N/A	89.7%	87.4%	87.0%

* This is based on patients treated on this contract for their most recent course of treatment. Figures in italics indicate the base number of FP17s or Patient Questionnaire responses are less than 100. N/A is shown where the base number of responses is less than 10 during the period. % is calculated as Quantity/Base number*100

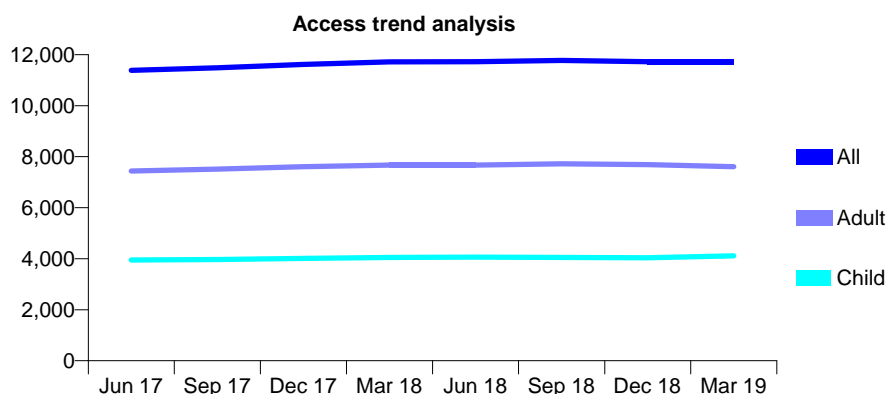
Q60 - Vital Signs At a Glance Contract Report for 116777/0002 - Year end March 2019

Name or company name	Alchemy Dental Practice
Contract type name	GDS Contract
Purpose of contract	General
Contract start date	10/11/2008
Contract end date	

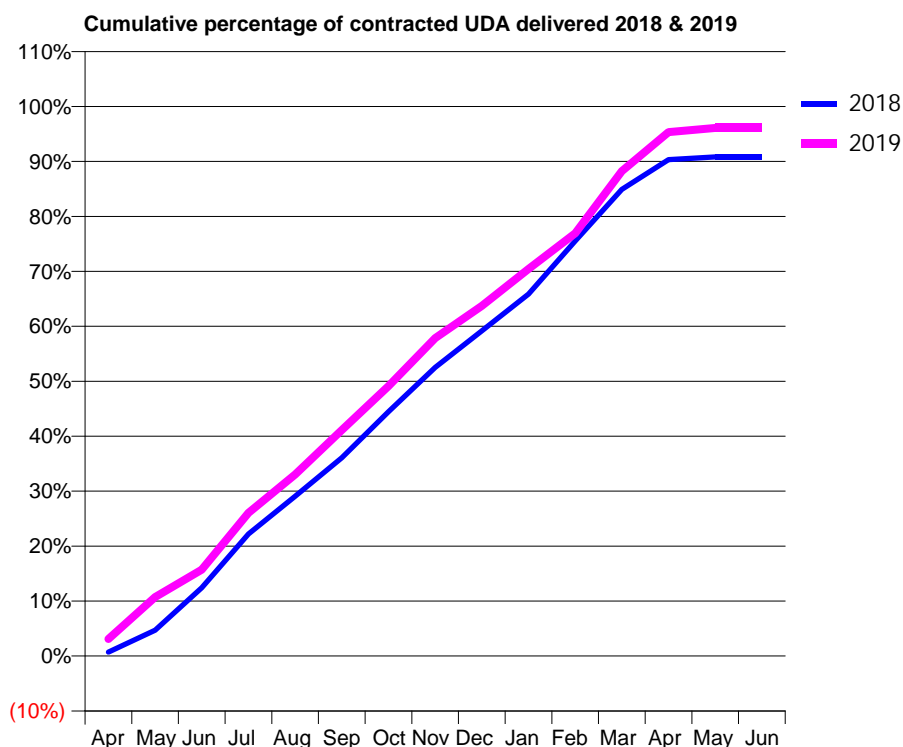
18/19 Contracted general activity (UDA)	30,952
Carry forward general activity (UDA)	0
18/19 Contracted orthodontic activity (UOA)	0
Carry forward orthodontic activity (UOA)	0
Baseline contract value	£742,833.83

ACCESS*

Patients seen in 24 months	Total	Change since previous quarter
Quarter ending March 2018	11,721	
Quarter ending June 2018	11,728	→
Quarter ending September 2018	11,770	→
Quarter ending December 2018	11,728	→
Quarter ending March 2019	11,726	→
Variance since March 2018	0.0%	→



ACTIVITY



Month	Adjusted Scheduled Activity (UDA)	
	2018	2019
April	219	967
May	1,455	3,320
June	3,846	4,860
July	6,873	8,064
August	9,005	10,226
September	11,163	12,725
October	13,759	15,203
November	16,255	17,901
December	18,314	19,719
January	20,387	21,801
February	23,382	23,817
March	26,277	27,306
April	27,957	29,509
May	28,113	29,738
June	28,113	29,741

QUALITY

	Quantity	Base Number	Contract	AT	Region	England
% of FP17s for the same patient ID Re-attending within 3 months - Children	369	5,861	6.3%	9.9%	11.5%	11.8%
% of FP17s for the same patient ID Re-attending within 3 months - Adults	1,145	8,614	13.3%	13.3%	15.2%	15.7%
% of FP17s for the same patient ID Re-attending between 3 & 9 months - Children	3,337	5,861	56.9%	61.0%	60.2%	58.9%
% of FP17s for the same patient ID Re-attending between 3 & 9 months - Adults	3,507	8,614	40.7%	54.9%	51.8%	50.8%
% of FP17s for Band 1 Urgent Courses	1,571	14,151	11.1%	7.4%	8.1%	9.1%
% of FP17s Relating to Free Repair or Replacements	76	14,151	0.5%	0.9%	0.8%	0.8%
% of FP17s Relating to Continuations	82	14,151	0.6%	1.0%	0.9%	0.9%
% of Patients satisfied with the dentistry they have received	8	8	N/A	93.7%	92.7%	92.5%
% of Patients satisfied with the time they had to wait for an appointment	4	8	N/A	89.7%	87.4%	87.0%

* This is based on patients treated on this contract for their most recent course of treatment. Figures in italics indicate the base number of FP17s or Patient Questionnaire responses are less than 100. N/A is shown where the base number of responses is less than 10 during the period. % is calculated as Quantity/Base number*100

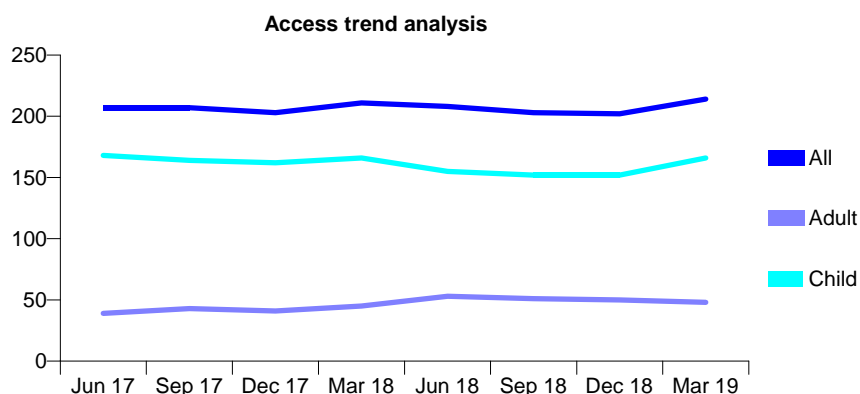
Q60 - Vital Signs At a Glance Contract Report for 117943/0001 - Year end March 2019

Name or company name	The Staffordshire Clinic NHS Contract Part
Contract type name	GDS Contract
Purpose of contract	General
Contract start date	04/09/2014
Contract end date	

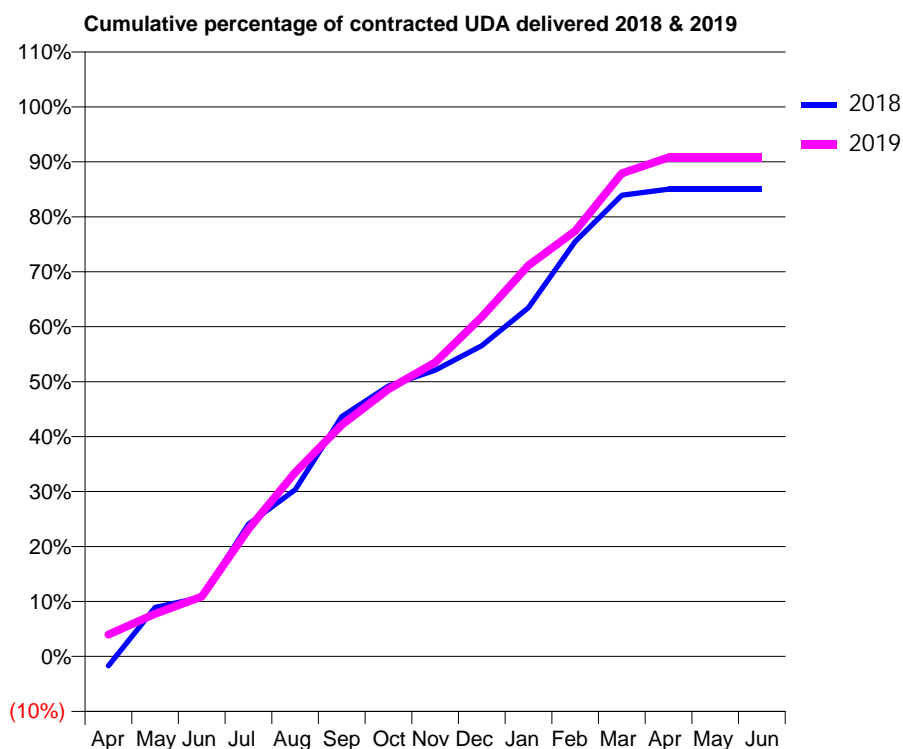
18/19 Contracted general activity (UDA)	450
Carry forward general activity (UDA)	0
18/19 Contracted orthodontic activity (UOA)	0
Carry forward orthodontic activity (UOA)	0
Baseline contract value	£11,663.60

ACCESS*

Patients seen in 24 months	Total	Change since previous quarter
Quarter ending March 2018	211	
Quarter ending June 2018	208	↓
Quarter ending September 2018	203	↓
Quarter ending December 2018	202	→
Quarter ending March 2019	214	↑
Variance since March 2018	1.4%	→



ACTIVITY



Month	Adjusted Scheduled Activity (UDA)	
	2018	2019
April	-8	18
May	40	35
June	48	49
July	108	104
August	136	151
September	196	190
October	221	219
November	234	241
December	254	278
January	286	320
February	340	348
March	378	396
April	383	409
May	383	409
June	383	409

QUALITY

	Quantity	Base Number	Contract	AT	Region	England
% of FP17s for the same patient ID Re-attending within 3 months - Children	13	251	5.2%	9.9%	11.5%	11.8%
% of FP17s for the same patient ID Re-attending within 3 months - Adults	1	41	2.4%	13.3%	15.2%	15.7%
% of FP17s for the same patient ID Re-attending between 3 & 9 months - Children	164	251	65.3%	61.0%	60.2%	58.9%
% of FP17s for the same patient ID Re-attending between 3 & 9 months - Adults	23	41	56.1%	54.9%	51.8%	50.8%
% of FP17s for Band 1 Urgent Courses	8	293	2.7%	7.4%	8.1%	9.1%
% of FP17s Relating to Free Repair or Replacements	0	293	0.0%	0.9%	0.8%	0.8%
% of FP17s Relating to Continuations	0	293	0.0%	1.0%	0.9%	0.9%
% of Patients satisfied with the dentistry they have received	0	0	N/A	93.7%	92.7%	92.5%
% of Patients satisfied with the time they had to wait for an appointment	0	0	N/A	89.7%	87.4%	87.0%

* This is based on patients treated on this contract for their most recent course of treatment. Figures in italics indicate the base number of FP17s or Patient Questionnaire responses are less than 100. N/A is shown where the base number of responses is less than 10 during the period. % is calculated as Quantity/Base number*100

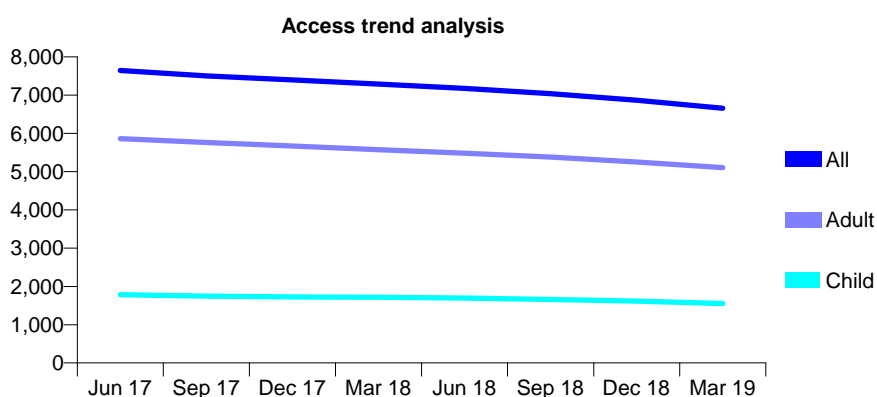
Q60 - Vital Signs At a Glance Contract Report for 119091/0001 - Year end March 2019

Name or company name	TLC 4 Smiles
Contract type name	GDS Contract
Purpose of contract	General
Contract start date	01/05/2007
Contract end date	

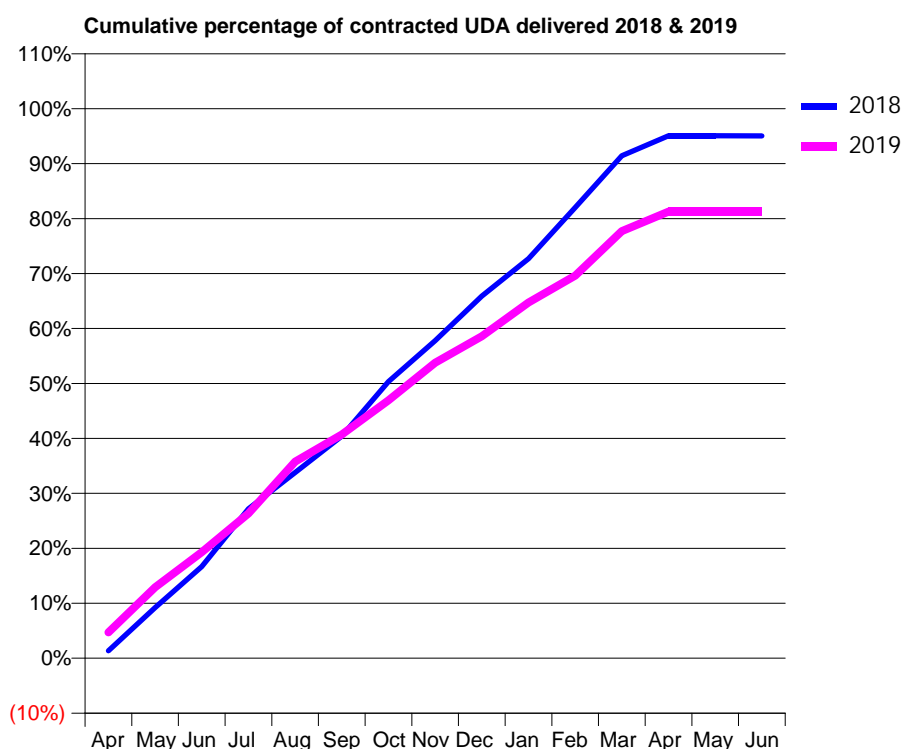
18/19 Contracted general activity (UDA)	22,000
Carry forward general activity (UDA)	0
18/19 Contracted orthodontic activity (UOA)	0
Carry forward orthodontic activity (UOA)	0
Baseline contract value	£627,032.83

ACCESS*

Patients seen in 24 months	Total	Change since previous quarter
Quarter ending March 2018	7,289	
Quarter ending June 2018	7,177	↓
Quarter ending September 2018	7,037	↓
Quarter ending December 2018	6,867	↓
Quarter ending March 2019	6,657	↓
Variance since March 2018	(8.7%)	↓



ACTIVITY



Month	2018	2019
April	295	1,040
May	2,025	2,845
June	3,669	4,245
July	5,983	5,797
August	7,434	7,873
September	8,893	8,954
October	11,075	10,320
November	12,713	11,833
December	14,495	12,891
January	15,991	14,240
February	18,046	15,315
March	20,113	17,096
April	20,914	17,877
May	20,914	17,877
June	20,909	17,877

QUALITY

	Quantity	Base Number	Contract	AT	Region	England
% of FP17s for the same patient ID Re-attending within 3 months - Children	131	2,305	5.7%	9.9%	11.5%	11.8%
% of FP17s for the same patient ID Re-attending within 3 months - Adults	707	7,012	10.1%	13.3%	15.2%	15.7%
% of FP17s for the same patient ID Re-attending between 3 & 9 months - Children	1,592	2,305	69.1%	61.0%	60.2%	58.9%
% of FP17s for the same patient ID Re-attending between 3 & 9 months - Adults	4,683	7,012	66.8%	54.9%	51.8%	50.8%
% of FP17s for Band 1 Urgent Courses	642	9,246	6.9%	7.4%	8.1%	9.1%
% of FP17s Relating to Free Repair or Replacements	79	9,246	0.9%	0.9%	0.8%	0.8%
% of FP17s Relating to Continuations	128	9,246	1.4%	1.0%	0.9%	0.9%
% of Patients satisfied with the dentistry they have received	5	5	N/A	93.7%	92.7%	92.5%
% of Patients satisfied with the time they had to wait for an appointment	4	5	N/A	89.7%	87.4%	87.0%

* This is based on patients treated on this contract for their most recent course of treatment.

Figures in italics indicate the base number of FP17s or Patient Questionnaire responses are less than 100. N/A is shown where the base number of responses is less than 10 during the period. % is calculated as Quantity/Base number*100

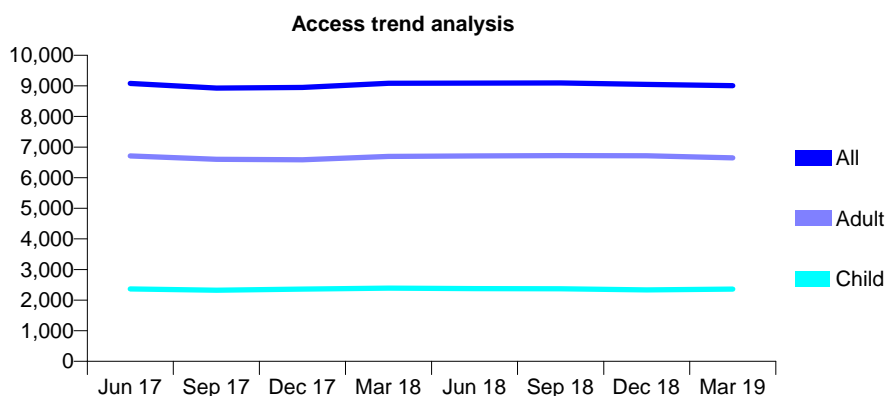
Q60 - Vital Signs At a Glance Contract Report for 120049/0001 - Year end March 2019

Name or company name	Sneyd Green Dental Practice
Contract type name	GDS Contract
Purpose of contract	General
Contract start date	01/06/2010
Contract end date	

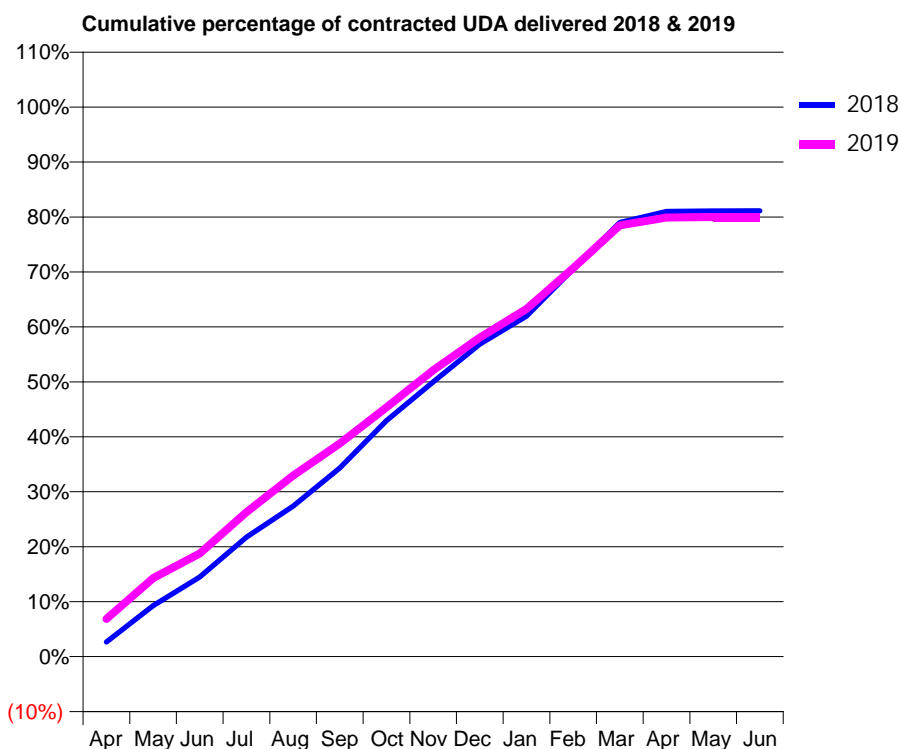
18/19 Contracted general activity (UDA)	26,893
Carry forward general activity (UDA)	0
18/19 Contracted orthodontic activity (UOA)	0
Carry forward orthodontic activity (UOA)	0
Baseline contract value	£775,861.23

ACCESS*

Patients seen in 24 months	Total	Change since previous quarter
Quarter ending March 2018	9,084	
Quarter ending June 2018	9,093	→
Quarter ending September 2018	9,094	→
Quarter ending December 2018	9,050	→
Quarter ending March 2019	9,008	→
Variance since March 2018	(0.8%)	→



ACTIVITY



Month	Adjusted Scheduled Activity (UDA)	
	2018	2019
April	717	1,841
May	2,498	3,838
June	3,900	5,050
July	5,848	7,073
August	7,366	8,859
September	9,233	10,432
October	11,547	12,203
November	13,445	14,018
December	15,296	15,614
January	16,666	17,019
February	18,974	19,015
March	21,246	21,105
April	21,785	21,488
May	21,808	21,509
June	21,815	21,510

QUALITY

	Quantity	Base Number	Contract	AT	Region	England
% of FP17s for the same patient ID Re-attending within 3 months - Children	126	3,104	4.1%	9.9%	11.5%	11.8%
% of FP17s for the same patient ID Re-attending within 3 months - Adults	517	7,881	6.6%	13.3%	15.2%	15.7%
% of FP17s for the same patient ID Re-attending between 3 & 9 months - Children	1,674	3,104	53.9%	61.0%	60.2%	58.9%
% of FP17s for the same patient ID Re-attending between 3 & 9 months - Adults	4,234	7,881	53.7%	54.9%	51.8%	50.8%
% of FP17s for Band 1 Urgent Courses	462	10,894	4.2%	7.4%	8.1%	9.1%
% of FP17s Relating to Free Repair or Replacements	91	10,894	0.8%	0.9%	0.8%	0.8%
% of FP17s Relating to Continuations	69	10,894	0.6%	1.0%	0.9%	0.9%
% of Patients satisfied with the dentistry they have received	1	1	N/A	93.7%	92.7%	92.5%
% of Patients satisfied with the time they had to wait for an appointment	1	1	N/A	89.7%	87.4%	87.0%

* This is based on patients treated on this contract for their most recent course of treatment. Figures in italics indicate the base number of FP17s or Patient Questionnaire responses are less than 100. N/A is shown where the base number of responses is less than 10 during the period. % is calculated as Quantity/Base number*100

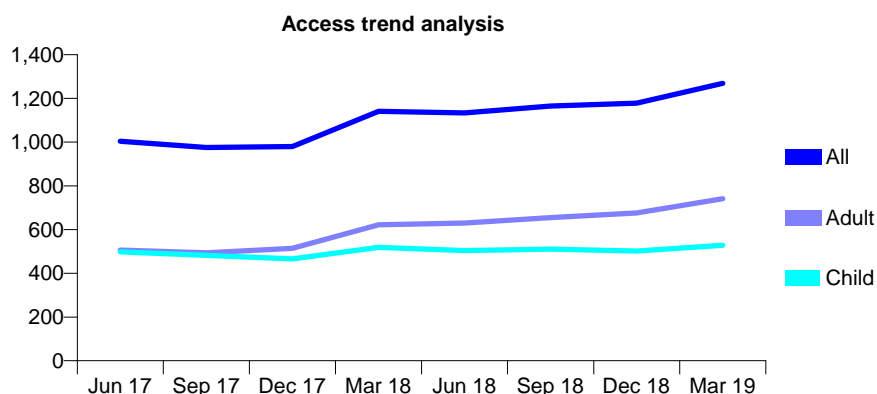
Q60 - Vital Signs At a Glance Contract Report for 120227/0001 - Year end March 2019

Name or company name	SpaDental Wem LLP
Contract type name	GDS Contract
Purpose of contract	General
Contract start date	01/04/2015
Contract end date	

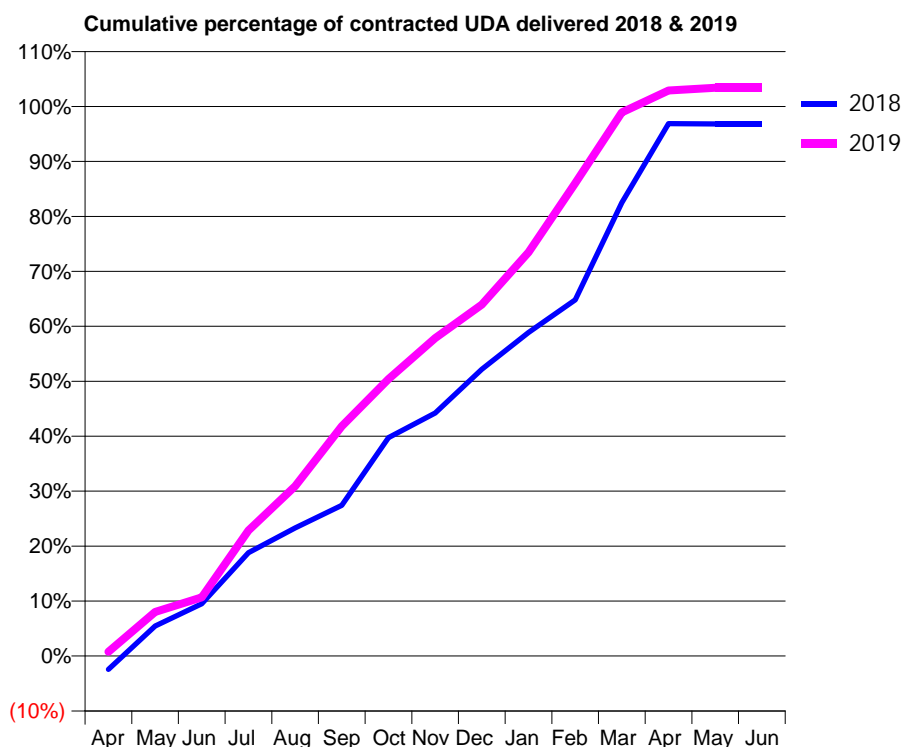
18/19 Contracted general activity (UDA)	2,870
Carry forward general activity (UDA)	91
18/19 Contracted orthodontic activity (UOA)	0
Carry forward orthodontic activity (UOA)	0
Baseline contract value	£74,563.70

ACCESS*

Patients seen in 24 months	Total	Change since previous quarter
Quarter ending March 2018	1,141	
Quarter ending June 2018	1,134	→
Quarter ending September 2018	1,165	↑
Quarter ending December 2018	1,178	→
Quarter ending March 2019	1,269	↑
Variance since March 2018	11.2%	↑



ACTIVITY



Month	Adjusted Scheduled Activity (UDA)	
	2018	2019
April	-70	22
May	157	230
June	272	307
July	540	656
August	669	887
September	787	1,200
October	1,141	1,446
November	1,269	1,661
December	1,498	1,835
January	1,690	2,109
February	1,860	2,469
March	2,367	2,838
April	2,780	2,953
May	2,779	2,968
June	2,779	2,968

QUALITY

	Quantity	Base Number	Contract	AT	Region	England
% of FP17s for the same patient ID Re-attending within 3 months - Children	127	1,072	11.8%	9.9%	11.5%	11.8%
% of FP17s for the same patient ID Re-attending within 3 months - Adults	124	1,013	12.2%	13.3%	15.2%	15.7%
% of FP17s for the same patient ID Re-attending between 3 & 9 months - Children	710	1,072	66.2%	61.0%	60.2%	58.9%
% of FP17s for the same patient ID Re-attending between 3 & 9 months - Adults	533	1,013	52.6%	54.9%	51.8%	50.8%
% of FP17s for Band 1 Urgent Courses	114	2,004	5.7%	7.4%	8.1%	9.1%
% of FP17s Relating to Free Repair or Replacements	0	2,004	0.0%	0.9%	0.8%	0.8%
% of FP17s Relating to Continuations	19	2,004	0.9%	1.0%	0.9%	0.9%
% of Patients satisfied with the dentistry they have received	0	0	N/A	93.7%	92.7%	92.5%
% of Patients satisfied with the time they had to wait for an appointment	0	0	N/A	89.7%	87.4%	87.0%

* This is based on patients treated on this contract for their most recent course of treatment.

Figures in italics indicate the base number of FP17s or Patient Questionnaire responses are less than 100. N/A is shown where the base number of responses is less than 10 during the period. % is calculated as Quantity/Base number*100

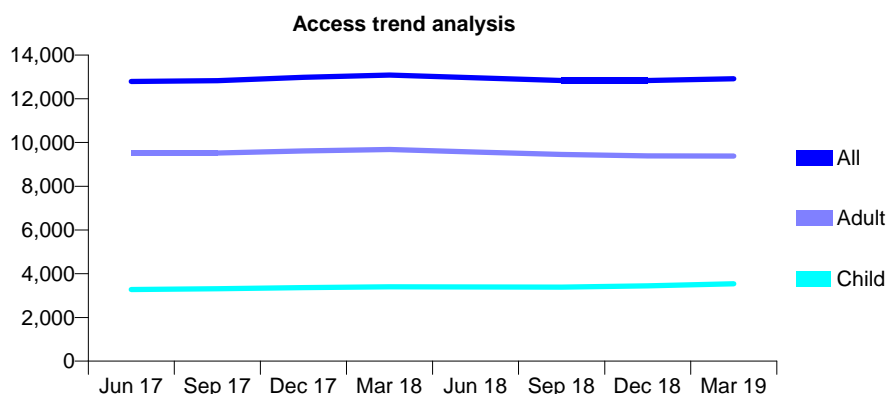
Q60 - Vital Signs At a Glance Contract Report for 121363/0001 - Year end March 2019

Name or company name	Boulevard Dental Practice
Contract type name	GDS Contract
Purpose of contract	General
Contract start date	01/12/2010
Contract end date	

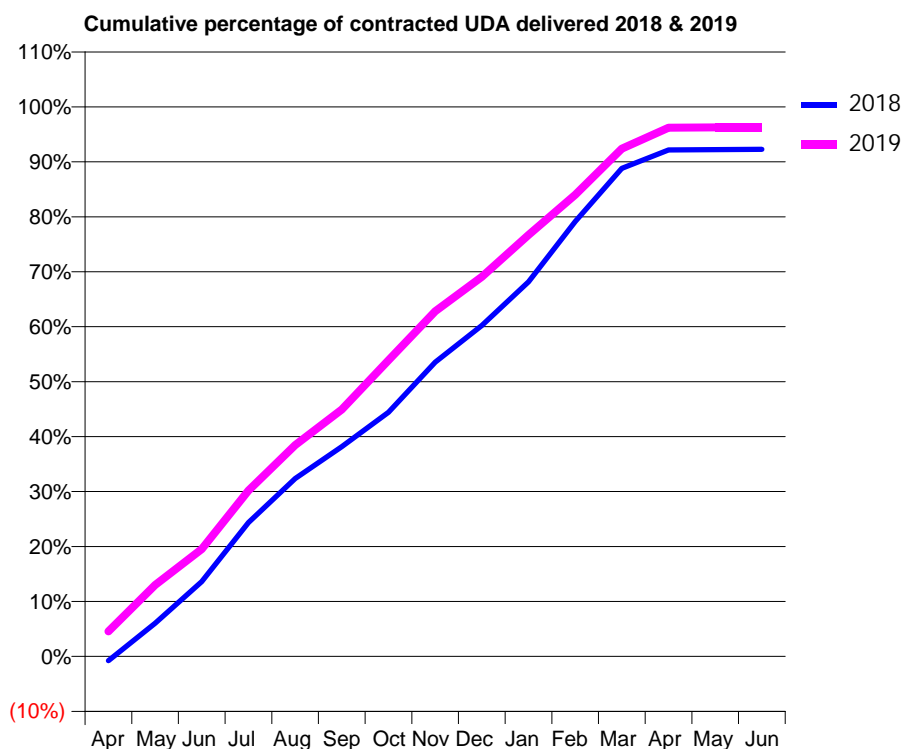
18/19 Contracted general activity (UDA)	30,024
Carry forward general activity (UDA)	0
18/19 Contracted orthodontic activity (UOA)	0
Carry forward orthodontic activity (UOA)	0
Baseline contract value	£847,367.70

ACCESS*

Patients seen in 24 months	Total	Change since previous quarter
Quarter ending March 2018	13,083	
Quarter ending June 2018	12,959	→
Quarter ending September 2018	12,835	→
Quarter ending December 2018	12,835	→
Quarter ending March 2019	12,918	→
Variance since March 2018	(1.3%)	↓



ACTIVITY



Month	Adjusted Scheduled Activity (UDA)	
	2018	2019
April	-237	1,366
May	1,819	3,900
June	4,091	5,860
July	7,310	9,057
August	9,725	11,541
September	11,457	13,488
October	13,339	16,176
November	16,076	18,862
December	18,080	20,732
January	20,464	23,027
February	23,763	25,224
March	26,662	27,740
April	27,669	28,881
May	27,691	28,900
June	27,707	28,900

QUALITY

	Quantity	Base Number	Contract	AT	Region	England
% of FP17s for the same patient ID Re-attending within 3 months - Children	193	4,879	4.0%	9.9%	11.5%	11.8%
% of FP17s for the same patient ID Re-attending within 3 months - Adults	609	10,004	6.1%	13.3%	15.2%	15.7%
% of FP17s for the same patient ID Re-attending between 3 & 9 months - Children	2,967	4,879	60.8%	61.0%	60.2%	58.9%
% of FP17s for the same patient ID Re-attending between 3 & 9 months - Adults	3,624	10,004	36.2%	54.9%	51.8%	50.8%
% of FP17s for Band 1 Urgent Courses	388	15,027	2.6%	7.4%	8.1%	9.1%
% of FP17s Relating to Free Repair or Replacements	20	15,027	0.1%	0.9%	0.8%	0.8%
% of FP17s Relating to Continuations	125	15,027	0.8%	1.0%	0.9%	0.9%
% of Patients satisfied with the dentistry they have received	6	6	N/A	93.7%	92.7%	92.5%
% of Patients satisfied with the time they had to wait for an appointment	6	6	N/A	89.7%	87.4%	87.0%

* This is based on patients treated on this contract for their most recent course of treatment. Figures in italics indicate the base number of FP17s or Patient Questionnaire responses are less than 100. N/A is shown where the base number of responses is less than 10 during the period. % is calculated as Quantity/Base number*100

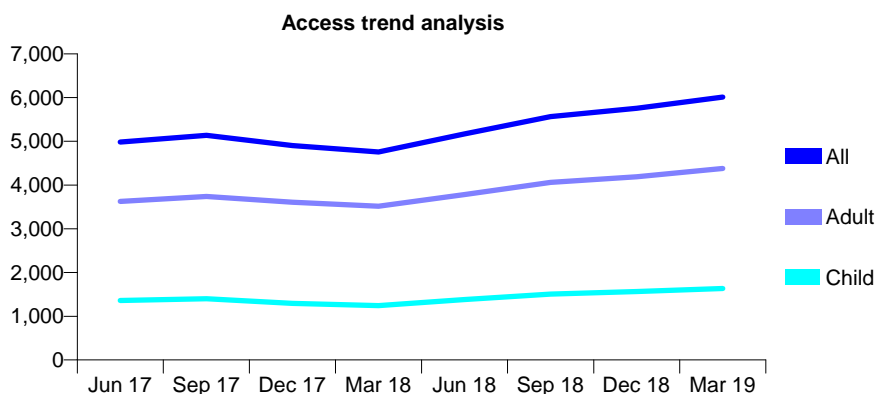
Q60 - Vital Signs At a Glance Contract Report for 121495/0001 - Year end March 2019

Name or company name	The Smileworks Ltd
Contract type name	GDS Contract
Purpose of contract	General
Contract start date	01/12/2009
Contract end date	

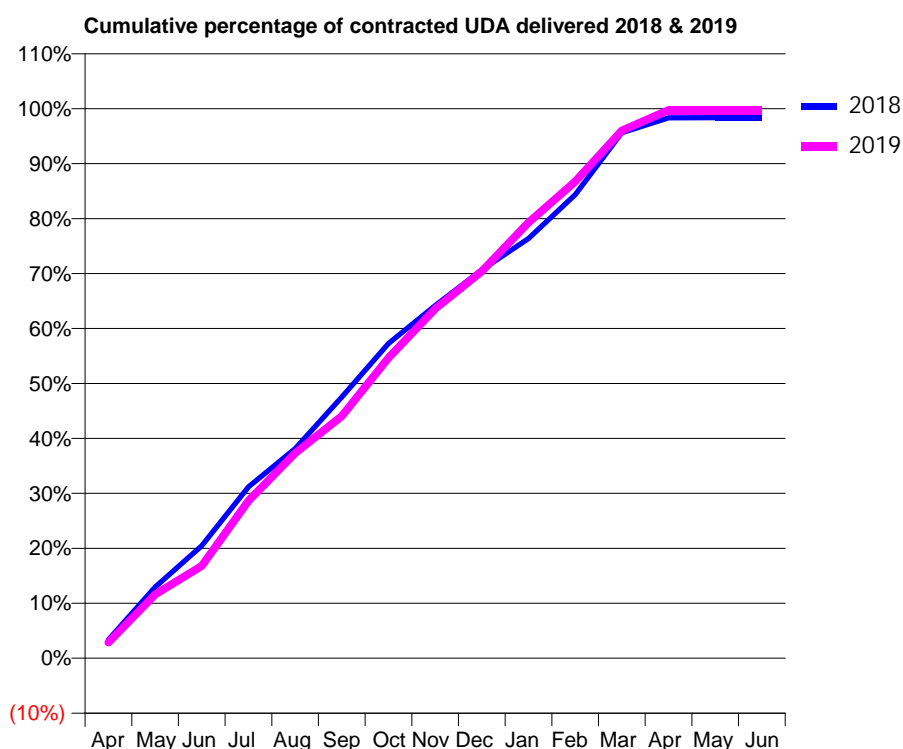
18/19 Contracted general activity (UDA)	18,313
Carry forward general activity (UDA)	301
18/19 Contracted orthodontic activity (UOA)	0
Carry forward orthodontic activity (UOA)	0
Baseline contract value	£525,003.52

ACCESS*

Patients seen in 24 months	Total	Change since previous quarter
Quarter ending March 2018	4,756	
Quarter ending June 2018	5,169	↑
Quarter ending September 2018	5,566	↑
Quarter ending December 2018	5,755	↑
Quarter ending March 2019	6,013	↑
Variance since March 2018	26.4%	↑



ACTIVITY



Month	2018	2019
April	615	528
May	2,371	2,126
June	3,749	3,072
July	5,707	5,247
August	6,984	6,834
September	8,702	8,069
October	10,484	10,005
November	11,750	11,646
December	12,939	12,896
January	13,987	14,523
February	15,445	15,884
March	17,512	17,579
April	18,008	18,263
May	18,012	18,263
June	18,012	18,263

QUALITY

	Quantity	Base Number	Contract	AT	Region	England
% of FP17s for the same patient ID Re-attending within 3 months - Children	255	2,626	9.7%	9.9%	11.5%	11.8%
% of FP17s for the same patient ID Re-attending within 3 months - Adults	949	6,443	14.7%	13.3%	15.2%	15.7%
% of FP17s for the same patient ID Re-attending between 3 & 9 months - Children	1,404	2,626	53.5%	61.0%	60.2%	58.9%
% of FP17s for the same patient ID Re-attending between 3 & 9 months - Adults	2,983	6,443	46.3%	54.9%	51.8%	50.8%
% of FP17s for Band 1 Urgent Courses	877	9,212	9.5%	7.4%	8.1%	9.1%
% of FP17s Relating to Free Repair or Replacements	46	9,212	0.5%	0.9%	0.8%	0.8%
% of FP17s Relating to Continuations	192	9,212	2.1%	1.0%	0.9%	0.9%
% of Patients satisfied with the dentistry they have received	2	2	N/A	93.7%	92.7%	92.5%
% of Patients satisfied with the time they had to wait for an appointment	1	2	N/A	89.7%	87.4%	87.0%

* This is based on patients treated on this contract for their most recent course of treatment.

Figures in italics indicate the base number of FP17s or Patient Questionnaire responses are less than 100. N/A is shown where the base number of responses is less than 10 during the period. % is calculated as Quantity/Base number*100

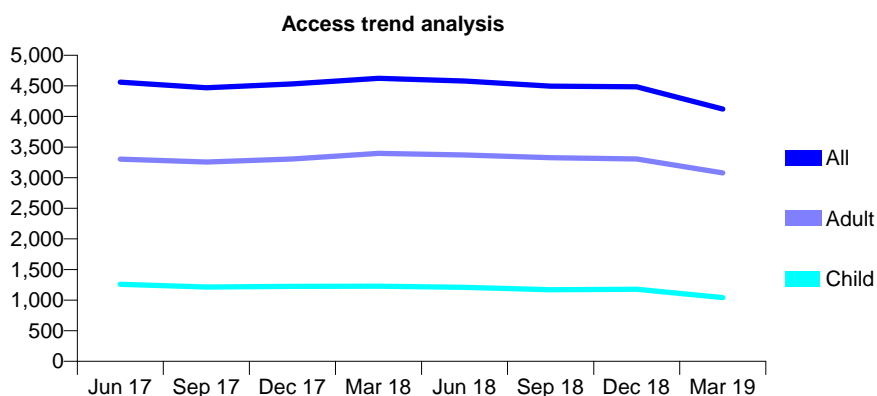
Q60 - Vital Signs At a Glance Contract Report for 121495/0002 - Year end March 2019

Name or company name	The Smileworks Ltd
Contract type name	GDS Contract
Purpose of contract	General and Orthodontic
Contract start date	01/12/2009
Contract end date	

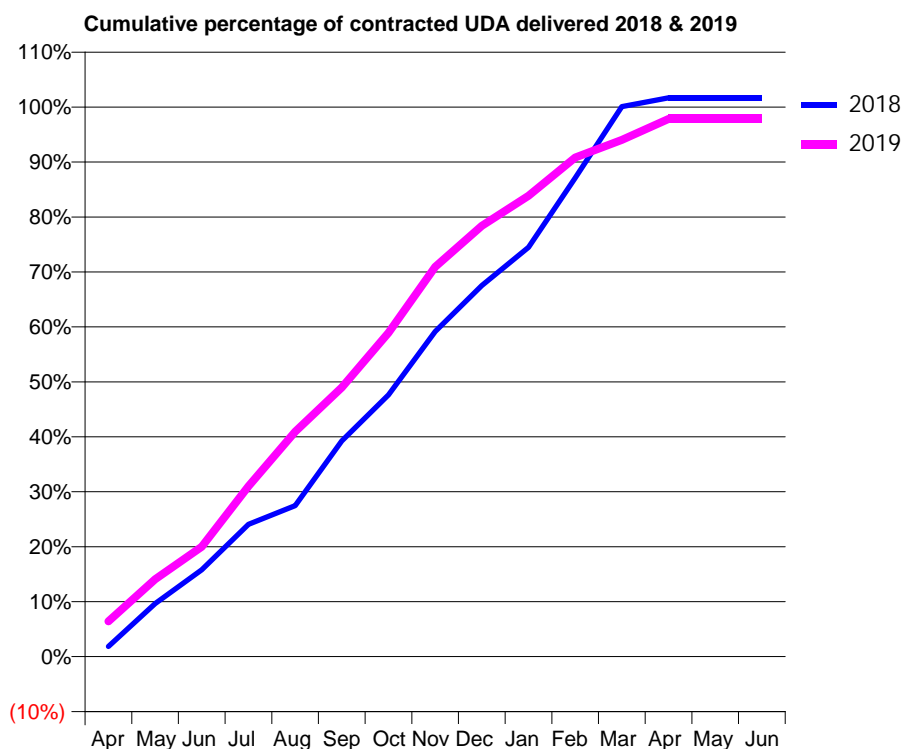
18/19 Contracted general activity (UDA)	10,000
Carry forward general activity (UDA)	-167
18/19 Contracted orthodontic activity (UOA)	932
Carry forward orthodontic activity (UOA)	6
Baseline contract value	£322,194.28

ACCESS*

Patients seen in 24 months	Total	Change since previous quarter
Quarter ending March 2018	4,625	
Quarter ending June 2018	4,579	→
Quarter ending September 2018	4,495	↓
Quarter ending December 2018	4,484	→
Quarter ending March 2019	4,121	↓
Variance since March 2018	(10.9%)	↓



ACTIVITY



Month	Adjusted Scheduled Activity (UDA)	
	2018	2019
April	186	641
May	968	1,410
June	1,581	1,998
July	2,409	3,099
August	2,748	4,092
September	3,925	4,899
October	4,763	5,892
November	5,917	7,092
December	6,753	7,837
January	7,448	8,386
February	8,713	9,082
March	10,010	9,402
April	10,167	9,782
May	10,167	9,782
June	10,167	9,782

QUALITY

	Quantity	Base Number	Contract	AT	Region	England
% of FP17s for the same patient ID Re-attending within 3 months - Children	112	1,825	6.1%	9.9%	11.5%	11.8%
% of FP17s for the same patient ID Re-attending within 3 months - Adults	493	4,414	11.2%	13.3%	15.2%	15.7%
% of FP17s for the same patient ID Re-attending between 3 & 9 months - Children	1,067	1,825	58.5%	61.0%	60.2%	58.9%
% of FP17s for the same patient ID Re-attending between 3 & 9 months - Adults	2,279	4,414	51.6%	54.9%	51.8%	50.8%
% of FP17s for Band 1 Urgent Courses	555	5,373	10.3%	7.4%	8.1%	9.1%
% of FP17s Relating to Free Repair or Replacements	46	5,373	0.9%	0.9%	0.8%	0.8%
% of FP17s Relating to Continuations	31	5,373	0.6%	1.0%	0.9%	0.9%
% of Patients satisfied with the dentistry they have received	4	4	N/A	93.7%	92.7%	92.5%
% of Patients satisfied with the time they had to wait for an appointment	4	4	N/A	89.7%	87.4%	87.0%

* This is based on patients treated on this contract for their most recent course of treatment. Figures in italics indicate the base number of FP17s or Patient Questionnaire responses are less than 100. N/A is shown where the base number of responses is less than 10 during the period. % is calculated as Quantity/Base number*100

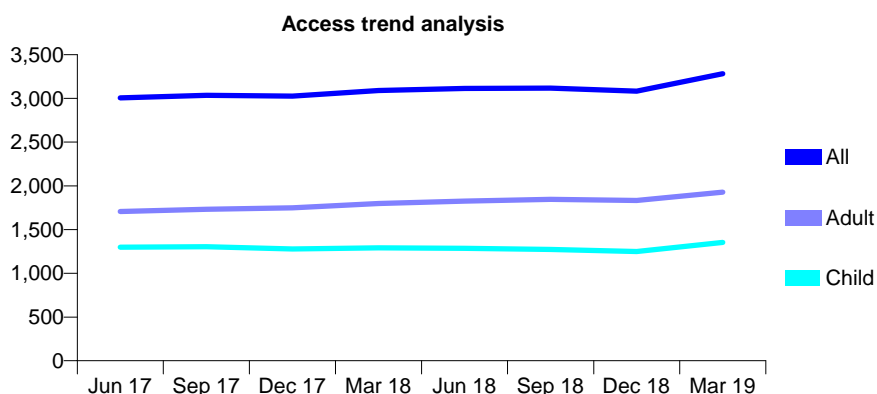
Q60 - Vital Signs At a Glance Contract Report for 123153/0001 - Year end March 2019

Name or company name	MAF Dentistry Ltd
Contract type name	GDS Contract
Purpose of contract	General
Contract start date	01/04/2010
Contract end date	

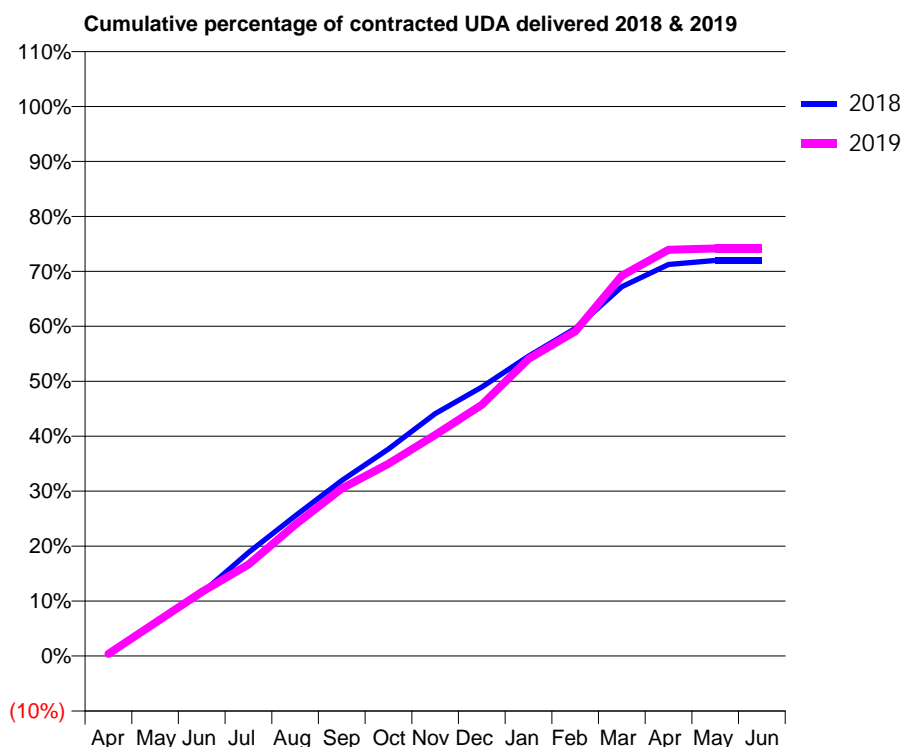
18/19 Contracted general activity (UDA)	8,804
Carry forward general activity (UDA)	0
18/19 Contracted orthodontic activity (UOA)	0
Carry forward orthodontic activity (UOA)	0
Baseline contract value	£205,668.82

ACCESS*

Patients seen in 24 months	Total	Change since previous quarter
Quarter ending March 2018	3,090	
Quarter ending June 2018	3,114	→
Quarter ending September 2018	3,118	→
Quarter ending December 2018	3,083	↓
Quarter ending March 2019	3,282	↑
Variance since March 2018	6.2%	↑



ACTIVITY



Month	Adjusted Scheduled Activity (UDA)	
	2018	2019
April	43	36
May	521	533
June	1,009	1,028
July	1,659	1,464
August	2,245	2,103
September	2,811	2,684
October	3,317	3,081
November	3,882	3,542
December	4,308	4,024
January	4,805	4,759
February	5,248	5,200
March	5,916	6,092
April	6,272	6,509
May	6,338	6,529
June	6,338	6,529

QUALITY

	Quantity	Base Number	Contract	AT	Region	England
% of FP17s for the same patient ID Re-attending within 3 months - Children	77	1,871	4.1%	9.9%	11.5%	11.8%
% of FP17s for the same patient ID Re-attending within 3 months - Adults	264	2,584	10.2%	13.3%	15.2%	15.7%
% of FP17s for the same patient ID Re-attending between 3 & 9 months - Children	1,099	1,871	58.7%	61.0%	60.2%	58.9%
% of FP17s for the same patient ID Re-attending between 3 & 9 months - Adults	1,503	2,584	58.2%	54.9%	51.8%	50.8%
% of FP17s for Band 1 Urgent Courses	159	4,457	3.6%	7.4%	8.1%	9.1%
% of FP17s Relating to Free Repair or Replacements	7	4,457	0.2%	0.9%	0.8%	0.8%
% of FP17s Relating to Continuations	7	4,457	0.2%	1.0%	0.9%	0.9%
% of Patients satisfied with the dentistry they have received	2	2	N/A	93.7%	92.7%	92.5%
% of Patients satisfied with the time they had to wait for an appointment	2	2	N/A	89.7%	87.4%	87.0%

* This is based on patients treated on this contract for their most recent course of treatment. Figures in italics indicate the base number of FP17s or Patient Questionnaire responses are less than 100. N/A is shown where the base number of responses is less than 10 during the period. % is calculated as Quantity/Base number*100

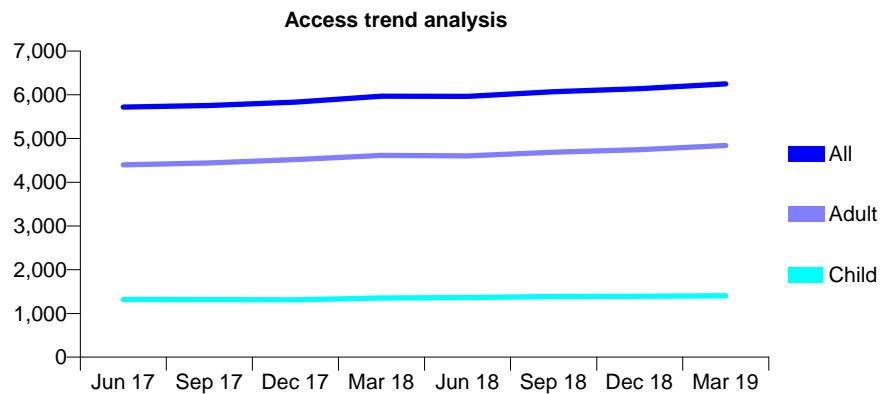
Q60 - Vital Signs At a Glance Contract Report for 124540/0001 - Year end March 2019

Name or company name	Campbell Dental Practice Ltd
Contract type name	GDS Contract
Purpose of contract	General
Contract start date	01/04/2014
Contract end date	

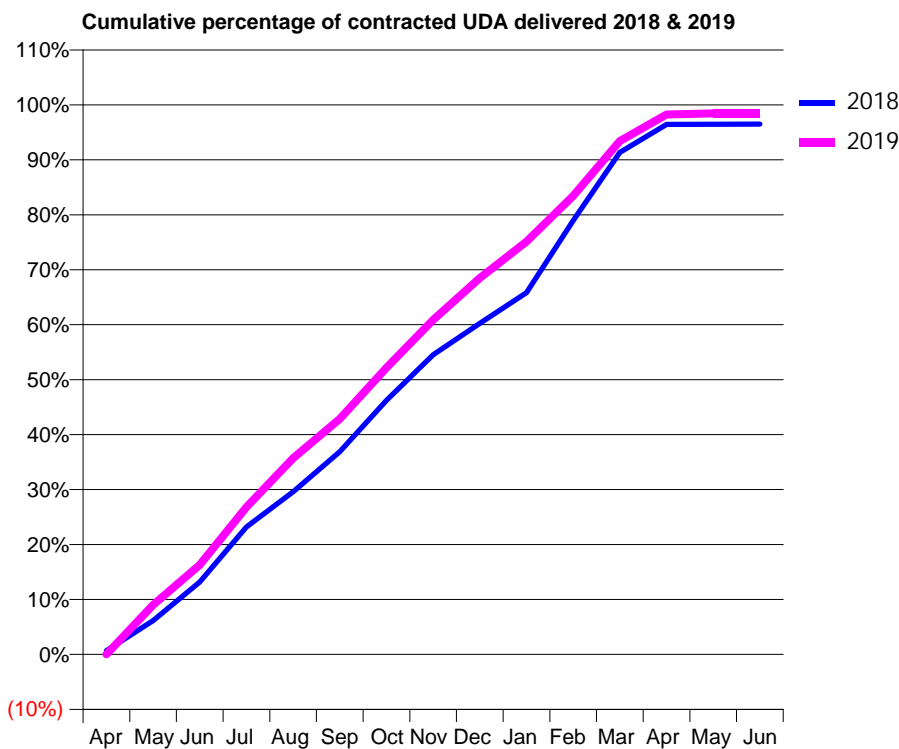
18/19 Contracted general activity (UDA)	23,388
Carry forward general activity (UDA)	820
18/19 Contracted orthodontic activity (UOA)	0
Carry forward orthodontic activity (UOA)	0
Baseline contract value	£545,949.75

ACCESS*

Patients seen in 24 months	Total	Change since previous quarter
Quarter ending March 2018	5,967	
Quarter ending June 2018	5,965	→
Quarter ending September 2018	6,070	→
Quarter ending December 2018	6,137	→
Quarter ending March 2019	6,249	→
Variance since March 2018	4.7%	↑



ACTIVITY



Month	Adjusted Scheduled Activity (UDA)	
	2018	2019
April	160	-5
May	1,447	2,110
June	3,085	3,810
July	5,423	6,268
August	6,930	8,353
September	8,628	10,021
October	10,814	12,204
November	12,758	14,236
December	14,090	16,017
January	15,394	17,569
February	18,474	19,517
March	21,367	21,845
April	22,553	22,976
May	22,565	23,021
June	22,568	23,024

QUALITY

	Quantity	Base Number	Contract	AT	Region	England
% of FP17s for the same patient ID Re-attending within 3 months - Children	191	2,315	8.3%	9.9%	11.5%	11.8%
% of FP17s for the same patient ID Re-attending within 3 months - Adults	1,069	7,280	14.7%	13.3%	15.2%	15.7%
% of FP17s for the same patient ID Re-attending between 3 & 9 months - Children	1,450	2,315	62.6%	61.0%	60.2%	58.9%
% of FP17s for the same patient ID Re-attending between 3 & 9 months - Adults	4,378	7,280	60.1%	54.9%	51.8%	50.8%
% of FP17s for Band 1 Urgent Courses	736	9,660	7.6%	7.4%	8.1%	9.1%
% of FP17s Relating to Free Repair or Replacements	149	9,660	1.5%	0.9%	0.8%	0.8%
% of FP17s Relating to Continuations	84	9,660	0.9%	1.0%	0.9%	0.9%
% of Patients satisfied with the dentistry they have received	3	3	N/A	93.7%	92.7%	92.5%
% of Patients satisfied with the time they had to wait for an appointment	3	3	N/A	89.7%	87.4%	87.0%

* This is based on patients treated on this contract for their most recent course of treatment. Figures in italics indicate the base number of FP17s or Patient Questionnaire responses are less than 100. N/A is shown where the base number of responses is less than 10 during the period. % is calculated as Quantity/Base number*100

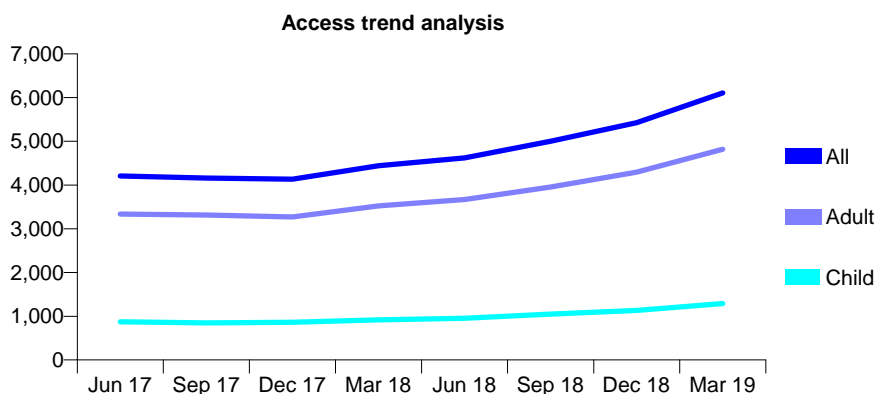
Q60 - Vital Signs At a Glance Contract Report for 126950/0001 - Year end March 2019

Name or company name	Monkmoor Dental Practice
Contract type name	GDS Contract
Purpose of contract	General
Contract start date	01/12/2013
Contract end date	

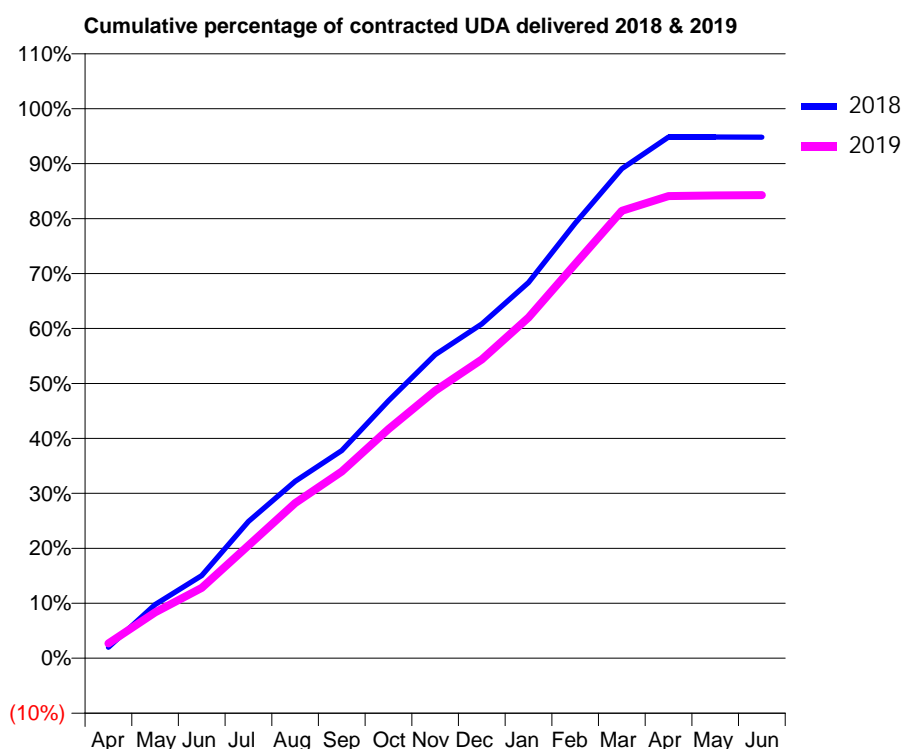
18/19 Contracted general activity (UDA)	21,051
Carry forward general activity (UDA)	0
18/19 Contracted orthodontic activity (UOA)	0
Carry forward orthodontic activity (UOA)	0
Baseline contract value	£521,432.15

ACCESS*

Patients seen in 24 months	Total	Change since previous quarter
Quarter ending March 2018	4,441	
Quarter ending June 2018	4,621	↑
Quarter ending September 2018	5,002	↑
Quarter ending December 2018	5,428	↑
Quarter ending March 2019	6,107	↑
Variance since March 2018	37.5%	↑



ACTIVITY



Month	2018	2019
April	281	569
May	1,374	1,758
June	2,116	2,694
July	3,497	4,319
August	4,524	5,943
September	5,310	7,153
October	6,581	8,779
November	7,761	10,253
December	8,548	11,440
January	9,606	13,047
February	11,123	15,102
March	12,516	17,137
April	13,327	17,705
May	13,326	17,726
June	13,322	17,740

QUALITY

	Quantity	Base Number	Contract	AT	Region	England
% of FP17s for the same patient ID Re-attending within 3 months - Children	236	2,212	10.7%	9.9%	11.5%	11.8%
% of FP17s for the same patient ID Re-attending within 3 months - Adults	844	7,209	11.7%	13.3%	15.2%	15.7%
% of FP17s for the same patient ID Re-attending between 3 & 9 months - Children	1,223	2,212	55.3%	61.0%	60.2%	58.9%
% of FP17s for the same patient ID Re-attending between 3 & 9 months - Adults	3,589	7,209	49.8%	54.9%	51.8%	50.8%
% of FP17s for Band 1 Urgent Courses	802	9,032	8.9%	7.4%	8.1%	9.1%
% of FP17s Relating to Free Repair or Replacements	51	9,032	0.6%	0.9%	0.8%	0.8%
% of FP17s Relating to Continuations	5	9,032	0.1%	1.0%	0.9%	0.9%
% of Patients satisfied with the dentistry they have received	6	6	N/A	93.7%	92.7%	92.5%
% of Patients satisfied with the time they had to wait for an appointment	5	6	N/A	89.7%	87.4%	87.0%

* This is based on patients treated on this contract for their most recent course of treatment.

Figures in italics indicate the base number of FP17s or Patient Questionnaire responses are less than 100. N/A is shown where the base number of responses is less than 10 during the period. % is calculated as Quantity/Base number*100

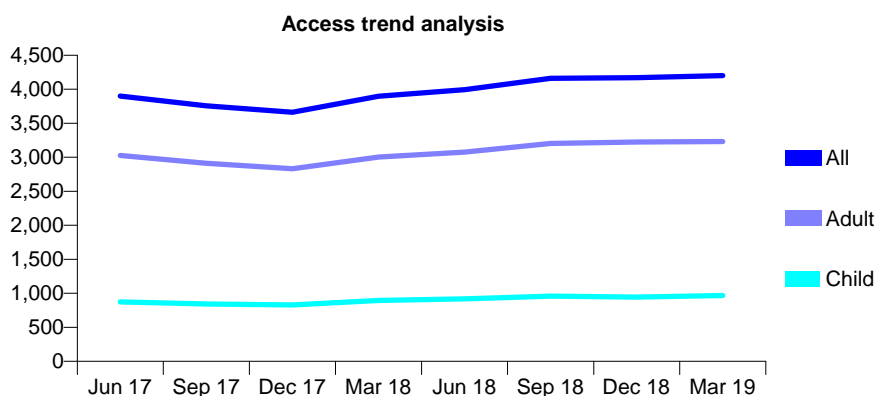
Q60 - Vital Signs At a Glance Contract Report for 127779/0001 - Year end March 2019

Name or company name	Brookhouse Dental Practice
Contract type name	GDS Contract
Purpose of contract	General
Contract start date	29/01/2010
Contract end date	

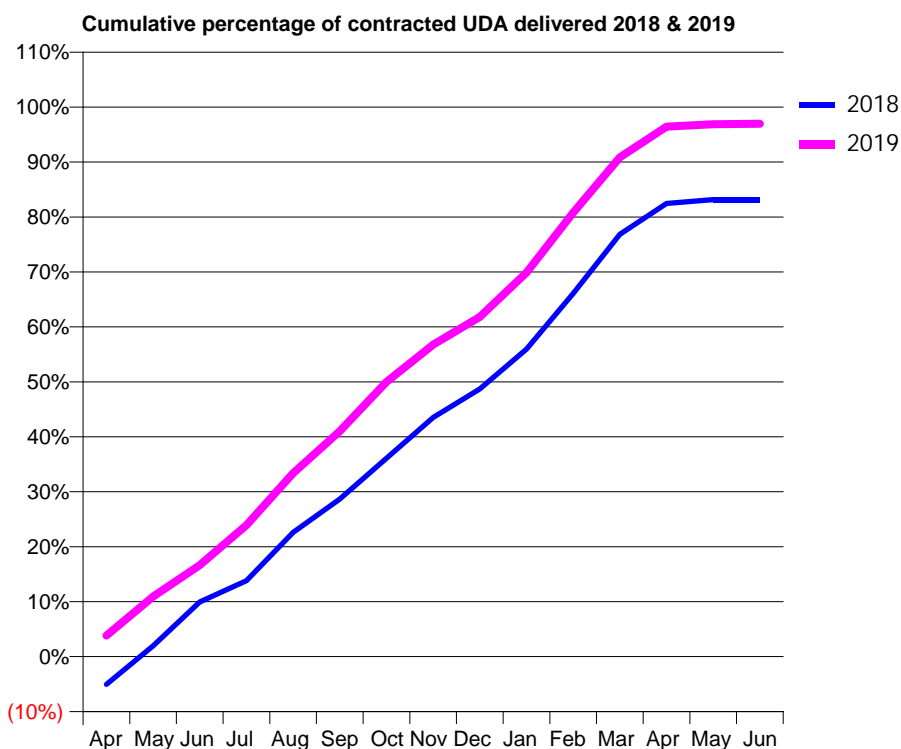
18/19 Contracted general activity (UDA)	14,500
Carry forward general activity (UDA)	0
18/19 Contracted orthodontic activity (UOA)	0
Carry forward orthodontic activity (UOA)	0
Baseline contract value	£360,927.65

ACCESS*

Patients seen in 24 months	Total	Change since previous quarter
Quarter ending March 2018	3,897	
Quarter ending June 2018	3,993	↑
Quarter ending September 2018	4,161	↑
Quarter ending December 2018	4,170	→
Quarter ending March 2019	4,200	→
Variance since March 2018	7.8%	↑



ACTIVITY



Month	Adjusted Scheduled Activity (UDA)	
	2018	2019
April	-659	553
May	257	1,584
June	1,292	2,410
July	1,798	3,467
August	2,941	4,845
September	3,727	5,948
October	4,694	7,246
November	5,657	8,231
December	6,333	8,964
January	7,278	10,134
February	8,593	11,716
March	9,988	13,173
April	10,720	13,985
May	10,810	14,044
June	10,810	14,059

QUALITY

	Quantity	Base Number	Contract	AT	Region	England
% of FP17s for the same patient ID Re-attending within 3 months - Children	102	1,438	7.1%	9.9%	11.5%	11.8%
% of FP17s for the same patient ID Re-attending within 3 months - Adults	665	5,046	13.2%	13.3%	15.2%	15.7%
% of FP17s for the same patient ID Re-attending between 3 & 9 months - Children	882	1,438	61.3%	61.0%	60.2%	58.9%
% of FP17s for the same patient ID Re-attending between 3 & 9 months - Adults	2,970	5,046	58.9%	54.9%	51.8%	50.8%
% of FP17s for Band 1 Urgent Courses	474	6,470	7.3%	7.4%	8.1%	9.1%
% of FP17s Relating to Free Repair or Replacements	38	6,470	0.6%	0.9%	0.8%	0.8%
% of FP17s Relating to Continuations	130	6,470	2.0%	1.0%	0.9%	0.9%
% of Patients satisfied with the dentistry they have received	6	7	N/A	93.7%	92.7%	92.5%
% of Patients satisfied with the time they had to wait for an appointment	6	7	N/A	89.7%	87.4%	87.0%

* This is based on patients treated on this contract for their most recent course of treatment. Figures in italics indicate the base number of FP17s or Patient Questionnaire responses are less than 100. N/A is shown where the base number of responses is less than 10 during the period. % is calculated as Quantity/Base number*100

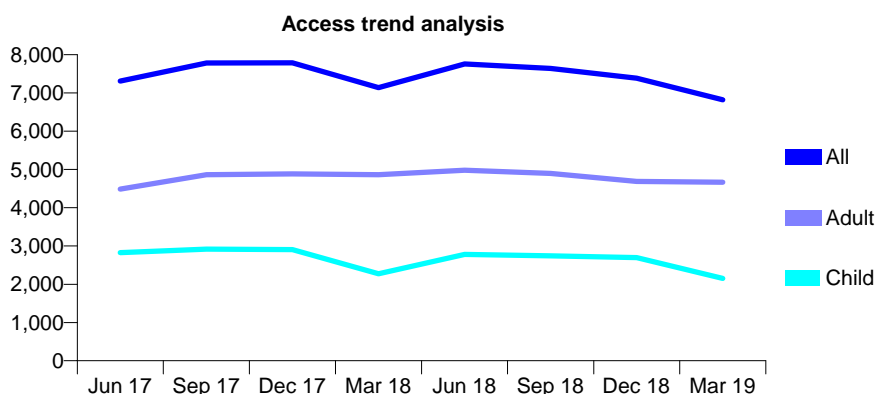
Q60 - Vital Signs At a Glance Contract Report for 130354/0004 - Year end March 2019

Name or company name	NHS Trust
Contract type name	Pilot Contract
Purpose of contract	General
Contract start date	01/11/2013
Contract end date	31/03/2020

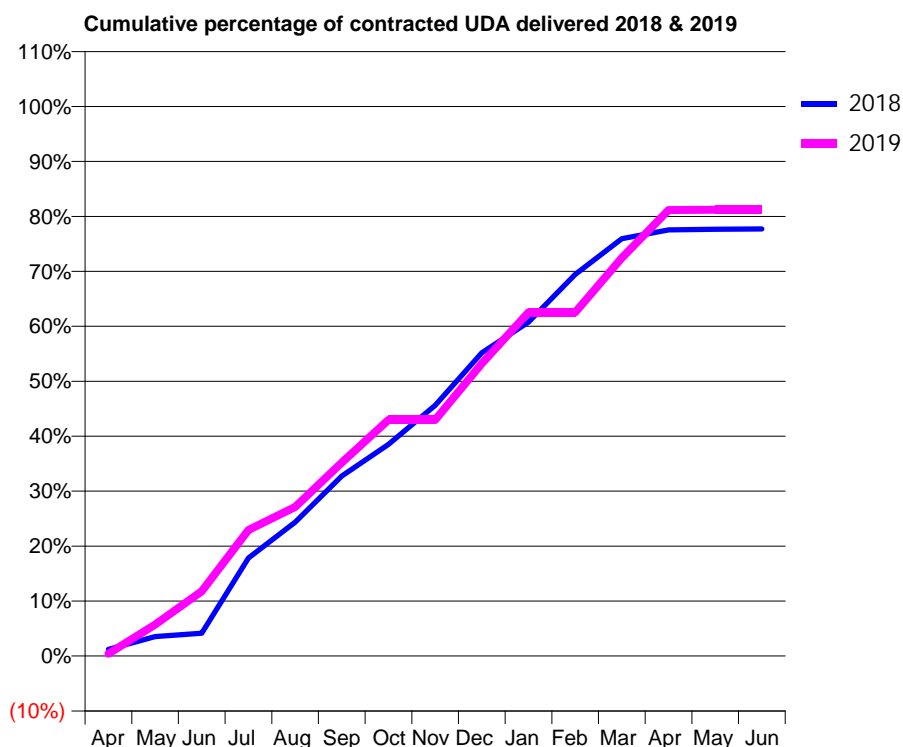
18/19 Contracted general activity (UDA)	18,386
Carry forward general activity (UDA)	0
18/19 Contracted orthodontic activity (UOA)	0
Carry forward orthodontic activity (UOA)	0
Baseline contract value	£0.00

ACCESS*

Patients seen in 24 months	Total	Change since previous quarter
Quarter ending March 2018	7,136	
Quarter ending June 2018	7,757	↑
Quarter ending September 2018	7,639	↓
Quarter ending December 2018	7,386	↓
Quarter ending March 2019	6,819	↓
Variance since March 2018	(4.4%)	↓



ACTIVITY



Month	Adjusted Scheduled Activity (UDA)	
	2018	2019
April	223	78
May	648	1,057
June	765	2,165
July	3,282	4,221
August	4,483	4,990
September	6,023	6,471
October	7,083	7,899
November	8,391	7,899
December	10,146	9,787
January	11,174	11,502
February	12,768	11,502
March	13,962	13,319
April	14,258	14,923
May	14,282	14,931
June	14,287	14,931

QUALITY

	Quantity	Base Number	Contract	AT	Region	England
% of FP17s for the same patient ID Re-attending within 3 months - Children	355	3,680	9.6%	9.9%	11.5%	11.8%
% of FP17s for the same patient ID Re-attending within 3 months - Adults	361	4,792	7.5%	13.3%	15.2%	15.7%
% of FP17s for the same patient ID Re-attending between 3 & 9 months - Children	1,238	3,680	33.6%	61.0%	60.2%	58.9%
% of FP17s for the same patient ID Re-attending between 3 & 9 months - Adults	739	4,792	15.4%	54.9%	51.8%	50.8%
% of FP17s for Band 1 Urgent Courses	4,056	9,183	44.2%	7.4%	8.1%	9.1%
% of FP17s Relating to Free Repair or Replacements	2	9,183	0.0%	0.9%	0.8%	0.8%
% of FP17s Relating to Continuations	54	9,183	0.6%	1.0%	0.9%	0.9%
% of Patients satisfied with the dentistry they have received	1	1	N/A	93.7%	92.7%	92.5%
% of Patients satisfied with the time they had to wait for an appointment	1	1	N/A	89.7%	87.4%	87.0%

* This is based on patients treated on this contract for their most recent course of treatment. Figures in italics indicate the base number of FP17s or Patient Questionnaire responses are less than 100. N/A is shown where the base number of responses is less than 10 during the period. % is calculated as Quantity/Base number*100

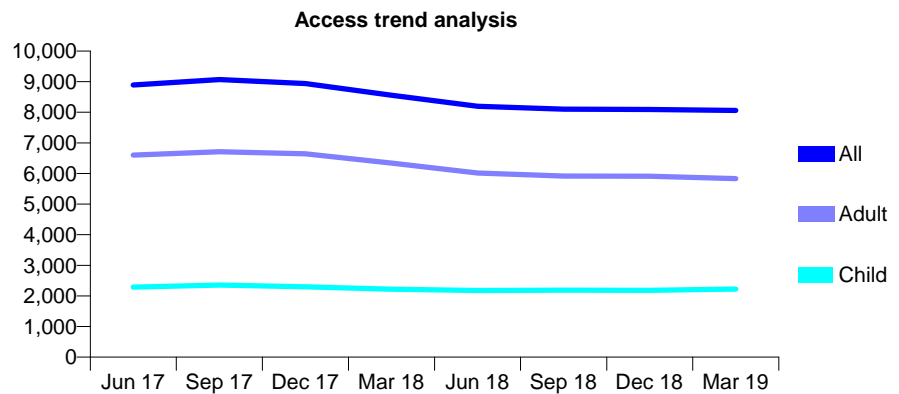
Q60 - Vital Signs At a Glance Contract Report for 131407/0001 - Year end March 2019

Name or company name	Rodericks Dental Limited
Contract type name	GDS Contract
Purpose of contract	General
Contract start date	14/01/2010
Contract end date	

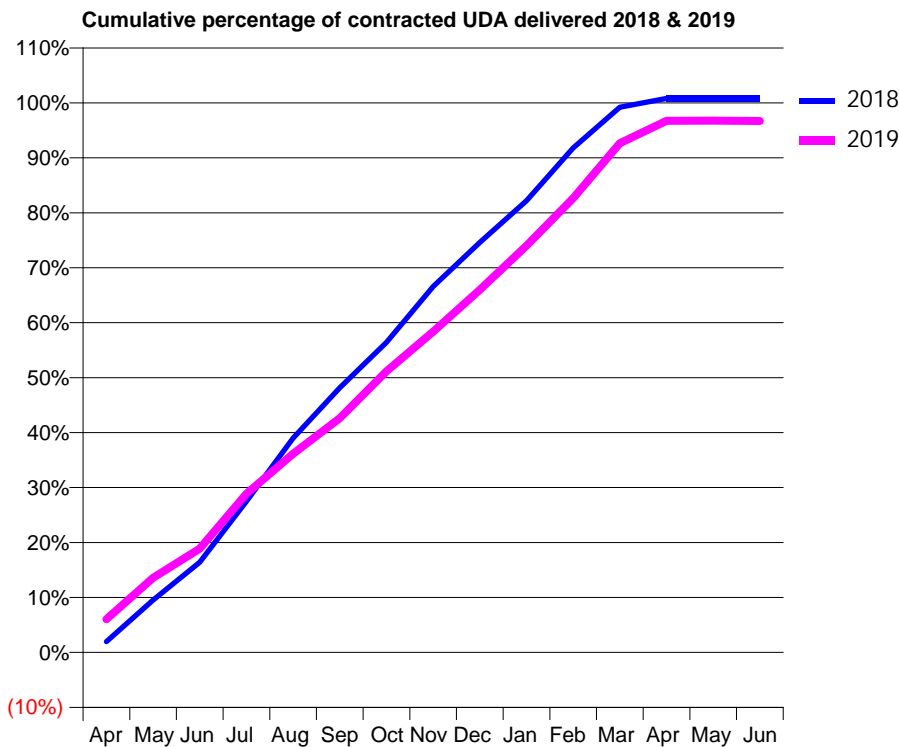
18/19 Contracted general activity (UDA)	21,500
Carry forward general activity (UDA)	-164
18/19 Contracted orthodontic activity (UOA)	0
Carry forward orthodontic activity (UOA)	0
Baseline contract value	£545,374.86

ACCESS*

Patients seen in 24 months	Total	Change since previous quarter
Quarter ending March 2018	8,557	
Quarter ending June 2018	8,194	↓
Quarter ending September 2018	8,101	↓
Quarter ending December 2018	8,090	→
Quarter ending March 2019	8,058	→
Variance since March 2018	(5.8%)	↓



ACTIVITY



Month	Adjusted Scheduled Activity (UDA)	
	2018	2019
April	398	1,303
May	1,910	2,918
June	3,285	4,063
July	5,500	6,209
August	7,801	7,773
September	9,632	9,164
October	11,288	10,999
November	13,319	12,550
December	14,916	14,183
January	16,441	15,913
February	18,362	17,771
March	19,845	19,917
April	20,165	20,802
May	20,160	20,805
June	20,164	20,789

QUALITY

	Quantity	Base Number	Contract	AT	Region	England
% of FP17s for the same patient ID Re-attending within 3 months - Children	150	2,911	5.2%	9.9%	11.5%	11.8%
% of FP17s for the same patient ID Re-attending within 3 months - Adults	925	7,404	12.5%	13.3%	15.2%	15.7%
% of FP17s for the same patient ID Re-attending between 3 & 9 months - Children	1,786	2,911	61.4%	61.0%	60.2%	58.9%
% of FP17s for the same patient ID Re-attending between 3 & 9 months - Adults	4,049	7,404	54.7%	54.9%	51.8%	50.8%
% of FP17s for Band 1 Urgent Courses	860	10,494	8.2%	7.4%	8.1%	9.1%
% of FP17s Relating to Free Repair or Replacements	73	10,494	0.7%	0.9%	0.8%	0.8%
% of FP17s Relating to Continuations	52	10,494	0.5%	1.0%	0.9%	0.9%
% of Patients satisfied with the dentistry they have received	3	3	N/A	93.7%	92.7%	92.5%
% of Patients satisfied with the time they had to wait for an appointment	3	3	N/A	89.7%	87.4%	87.0%

* This is based on patients treated on this contract for their most recent course of treatment. Figures in italics indicate the base number of FP17s or Patient Questionnaire responses are less than 100. N/A is shown where the base number of responses is less than 10 during the period. % is calculated as Quantity/Base number*100

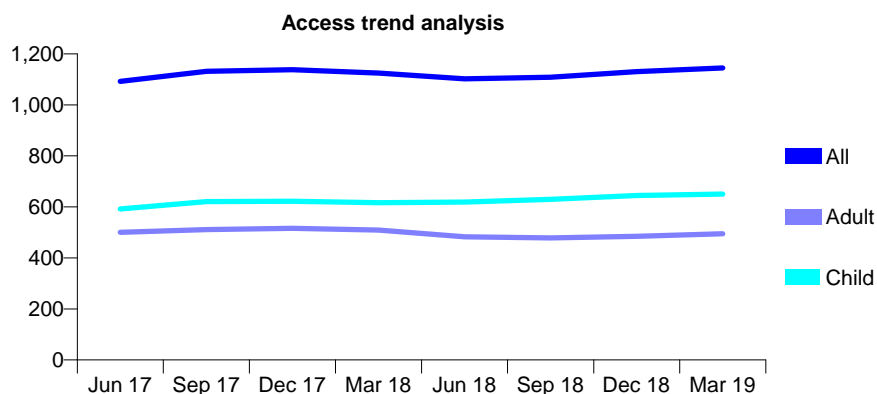
Q60 - Vital Signs At a Glance Contract Report for 131512/0001 - Year end March 2019

Name or company name	Bridge Dental Practice Ltd
Contract type name	GDS Contract
Purpose of contract	General
Contract start date	01/08/2009
Contract end date	

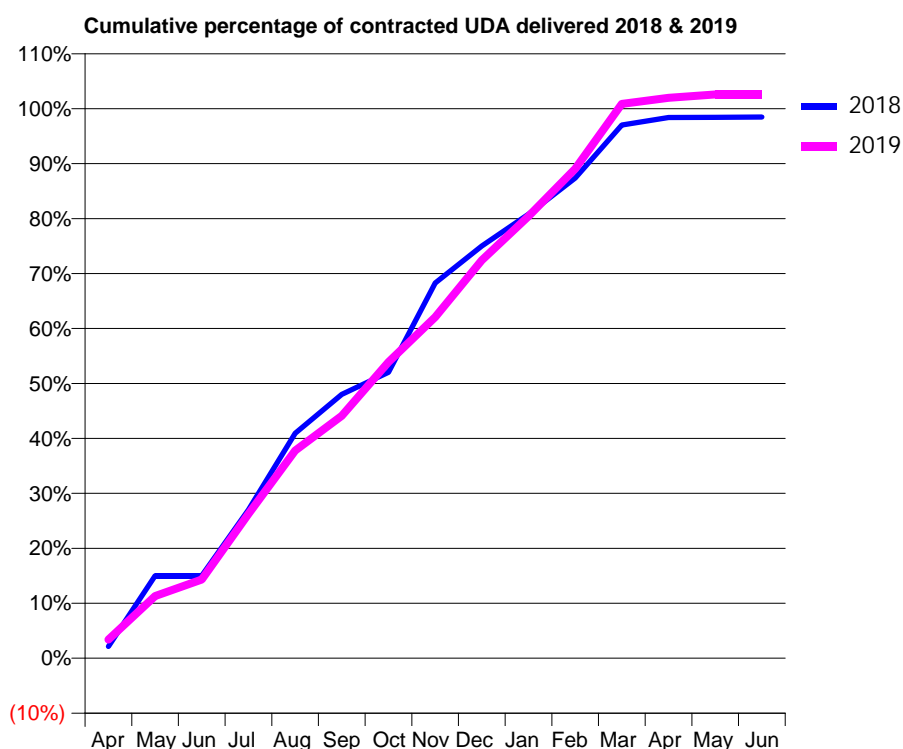
18/19 Contracted general activity (UDA)	2,882
Carry forward general activity (UDA)	43
18/19 Contracted orthodontic activity (UOA)	0
Carry forward orthodontic activity (UOA)	0
Baseline contract value	£66,784.14

ACCESS*

Patients seen in 24 months	Total	Change since previous quarter
Quarter ending March 2018	1,125	
Quarter ending June 2018	1,102	↓
Quarter ending September 2018	1,108	→
Quarter ending December 2018	1,130	→
Quarter ending March 2019	1,145	→
Variance since March 2018	1.8%	→



ACTIVITY



Month	2018	2019
April	62	99
May	433	326
June	433	413
July	779	757
August	1,180	1,089
September	1,384	1,271
October	1,499	1,553
November	1,968	1,790
December	2,161	2,087
January	2,329	2,318
February	2,518	2,567
March	2,796	2,907
April	2,836	2,939
May	2,837	2,957
June	2,839	2,957

QUALITY

	Quantity	Base Number	Contract	AT	Region	England
% of FP17s for the same patient ID Re-attending within 3 months - Children	105	1,060	9.9%	9.9%	11.5%	11.8%
% of FP17s for the same patient ID Re-attending within 3 months - Adults	137	669	20.5%	13.3%	15.2%	15.7%
% of FP17s for the same patient ID Re-attending between 3 & 9 months - Children	647	1,060	61.0%	61.0%	60.2%	58.9%
% of FP17s for the same patient ID Re-attending between 3 & 9 months - Adults	373	669	55.8%	54.9%	51.8%	50.8%
% of FP17s for Band 1 Urgent Courses	113	1,730	6.5%	7.4%	8.1%	9.1%
% of FP17s Relating to Free Repair or Replacements	1	1,730	0.1%	0.9%	0.8%	0.8%
% of FP17s Relating to Continuations	0	1,730	0.0%	1.0%	0.9%	0.9%
% of Patients satisfied with the dentistry they have received	0	0	N/A	93.7%	92.7%	92.5%
% of Patients satisfied with the time they had to wait for an appointment	0	0	N/A	89.7%	87.4%	87.0%

* This is based on patients treated on this contract for their most recent course of treatment.

Figures in italics indicate the base number of FP17s or Patient Questionnaire responses are less than 100. N/A is shown where the base number of responses is less than 10 during the period. % is calculated as Quantity/Base number*100

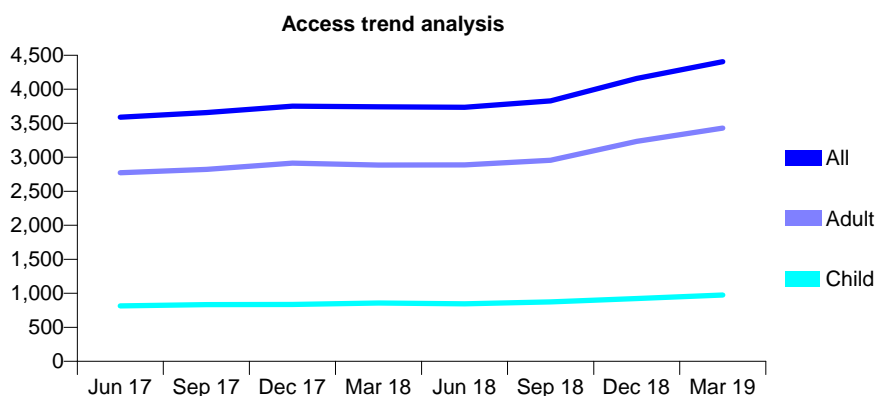
Q60 - Vital Signs At a Glance Contract Report for 133272/0001 - Year end March 2019

Name or company name	Pall Mall Dental Limited
Contract type name	GDS Contract
Purpose of contract	General
Contract start date	01/07/2008
Contract end date	

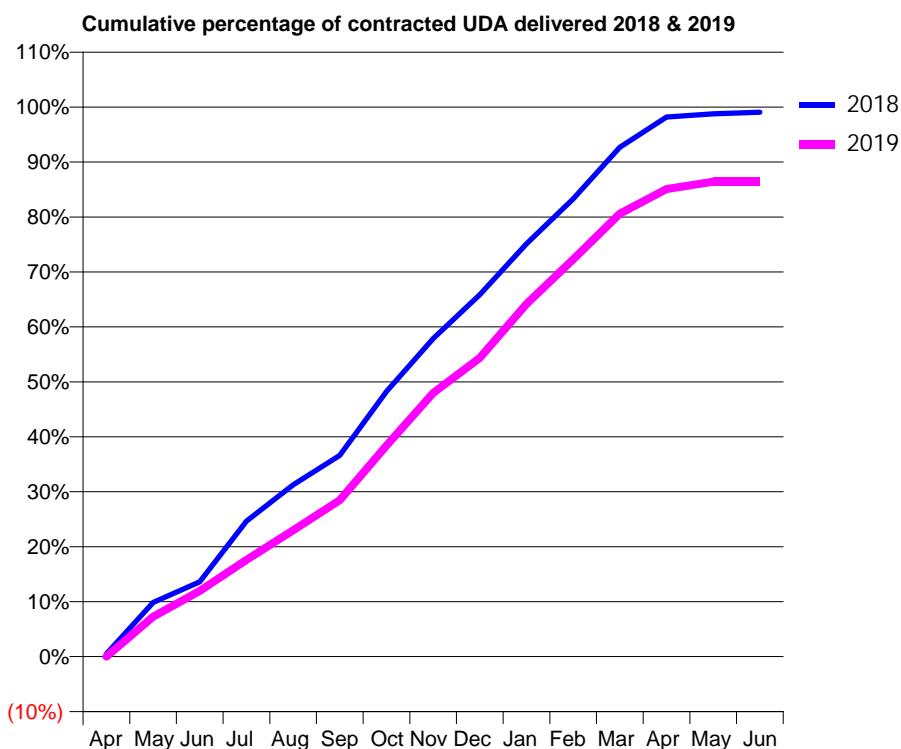
18/19 Contracted general activity (UDA)	19,793
Carry forward general activity (UDA)	120
18/19 Contracted orthodontic activity (UOA)	0
Carry forward orthodontic activity (UOA)	0
Baseline contract value	£537,243.64

ACCESS*

Patients seen in 24 months	Total	Change since previous quarter
Quarter ending March 2018	3,743	
Quarter ending June 2018	3,734	→
Quarter ending September 2018	3,829	↑
Quarter ending December 2018	4,158	↑
Quarter ending March 2019	4,404	↑
Variance since March 2018	17.7%	↑



ACTIVITY



Month	Adjusted Scheduled Activity (UDA)	
	2018	2019
April	68	4
May	1,261	1,436
June	1,742	2,367
July	3,157	3,485
August	3,999	4,549
September	4,686	5,635
October	6,172	7,603
November	7,405	9,498
December	8,428	10,763
January	9,610	12,702
February	10,656	14,311
March	11,859	15,953
April	12,563	16,844
May	12,635	17,108
June	12,673	17,108

QUALITY

	Quantity	Base Number	Contract	AT	Region	England
% of FP17s for the same patient ID Re-attending within 3 months - Children	137	1,612	8.5%	9.9%	11.5%	11.8%
% of FP17s for the same patient ID Re-attending within 3 months - Adults	858	5,188	16.5%	13.3%	15.2%	15.7%
% of FP17s for the same patient ID Re-attending between 3 & 9 months - Children	890	1,612	55.2%	61.0%	60.2%	58.9%
% of FP17s for the same patient ID Re-attending between 3 & 9 months - Adults	2,607	5,188	50.3%	54.9%	51.8%	50.8%
% of FP17s for Band 1 Urgent Courses	901	6,843	13.2%	7.4%	8.1%	9.1%
% of FP17s Relating to Free Repair or Replacements	49	6,843	0.7%	0.9%	0.8%	0.8%
% of FP17s Relating to Continuations	117	6,843	1.7%	1.0%	0.9%	0.9%
% of Patients satisfied with the dentistry they have received	3	3	N/A	93.7%	92.7%	92.5%
% of Patients satisfied with the time they had to wait for an appointment	3	3	N/A	89.7%	87.4%	87.0%

* This is based on patients treated on this contract for their most recent course of treatment. Figures in italics indicate the base number of FP17s or Patient Questionnaire responses are less than 100. N/A is shown where the base number of responses is less than 10 during the period. % is calculated as Quantity/Base number*100

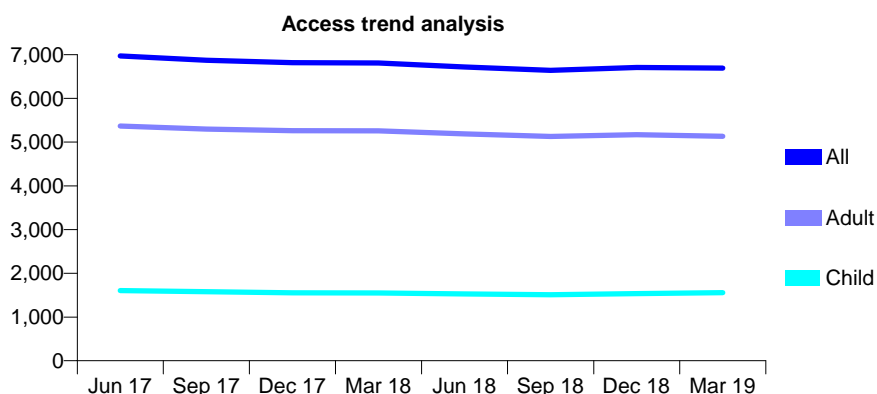
Q60 - Vital Signs At a Glance Contract Report for 133574/0001 - Year end March 2019

Name or company name	The Dividy Road Dental Practice Partnershi
Contract type name	GDS Contract
Purpose of contract	General
Contract start date	22/12/2011
Contract end date	

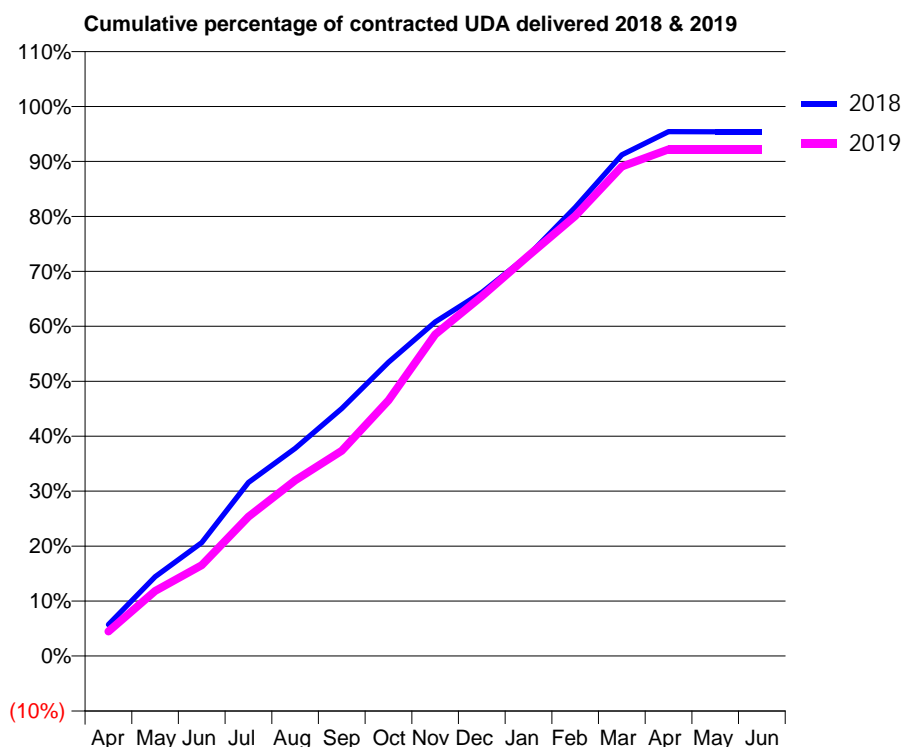
18/19 Contracted general activity (UDA)	20,205
Carry forward general activity (UDA)	0
18/19 Contracted orthodontic activity (UOA)	0
Carry forward orthodontic activity (UOA)	0
Baseline contract value	£509,500.57

ACCESS*

Patients seen in 24 months	Total	Change since previous quarter
Quarter ending March 2018	6,809	
Quarter ending June 2018	6,718	↓
Quarter ending September 2018	6,642	↓
Quarter ending December 2018	6,707	→
Quarter ending March 2019	6,692	→
Variance since March 2018	(1.7%)	↓



ACTIVITY



Month	Adjusted Scheduled Activity (UDA)	
	2018	2019
April	1,161	905
May	2,917	2,396
June	4,170	3,341
July	6,381	5,120
August	7,639	6,459
September	9,100	7,547
October	10,799	9,402
November	12,284	11,822
December	13,367	13,225
January	14,735	14,719
February	16,498	16,177
March	18,421	17,995
April	19,276	18,622
May	19,273	18,622
June	19,273	18,622

QUALITY

	Quantity	Base Number	Contract	AT	Region	England
% of FP17s for the same patient ID Re-attending within 3 months - Children	112	1,949	5.7%	9.9%	11.5%	11.8%
% of FP17s for the same patient ID Re-attending within 3 months - Adults	726	6,512	11.1%	13.3%	15.2%	15.7%
% of FP17s for the same patient ID Re-attending between 3 & 9 months - Children	1,000	1,949	51.3%	61.0%	60.2%	58.9%
% of FP17s for the same patient ID Re-attending between 3 & 9 months - Adults	3,162	6,512	48.6%	54.9%	51.8%	50.8%
% of FP17s for Band 1 Urgent Courses	501	8,418	6.0%	7.4%	8.1%	9.1%
% of FP17s Relating to Free Repair or Replacements	47	8,418	0.6%	0.9%	0.8%	0.8%
% of FP17s Relating to Continuations	139	8,418	1.7%	1.0%	0.9%	0.9%
% of Patients satisfied with the dentistry they have received	1	2	N/A	93.7%	92.7%	92.5%
% of Patients satisfied with the time they had to wait for an appointment	2	2	N/A	89.7%	87.4%	87.0%

* This is based on patients treated on this contract for their most recent course of treatment.

Figures in italics indicate the base number of FP17s or Patient Questionnaire responses are less than 100. N/A is shown where the base number of responses is less than 10 during the period. % is calculated as Quantity/Base number*100

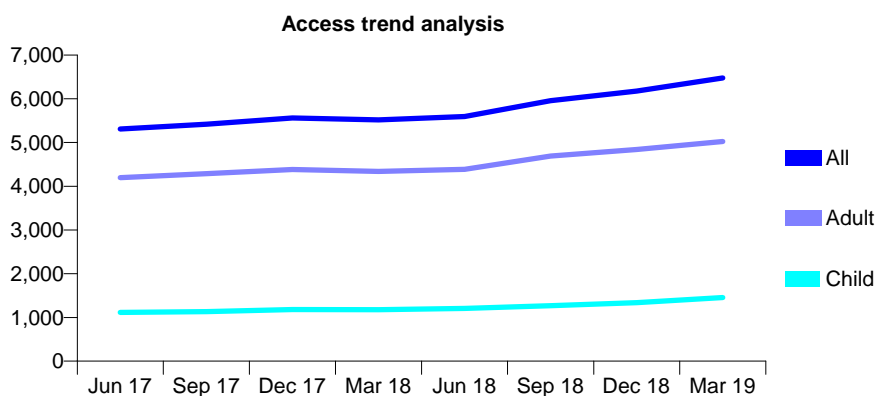
Q60 - Vital Signs At a Glance Contract Report for 136220/0001 - Year end March 2019

Name or company name	Abbey House Dental Practice Limited
Contract type name	GDS Contract
Purpose of contract	General
Contract start date	01/06/2009
Contract end date	

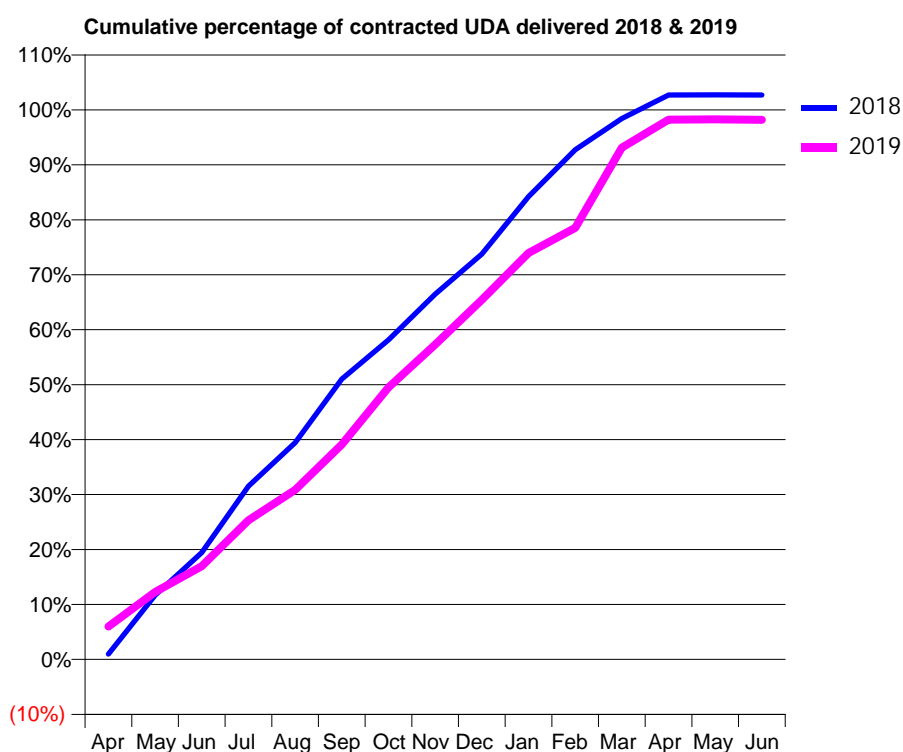
18/19 Contracted general activity (UDA)	16,854
Carry forward general activity (UDA)	-257
18/19 Contracted orthodontic activity (UOA)	0
Carry forward orthodontic activity (UOA)	0
Baseline contract value	£412,773.52

ACCESS*

Patients seen in 24 months	Total	Change since previous quarter
Quarter ending March 2018	5,515	
Quarter ending June 2018	5,594	→
Quarter ending September 2018	5,958	↑
Quarter ending December 2018	6,176	↑
Quarter ending March 2019	6,476	↑
Variance since March 2018	17.4%	↑



ACTIVITY



Month	Adjusted Scheduled Activity (UDA)	
	2018	2019
April	125	1,008
May	1,502	2,071
June	2,500	2,859
July	4,055	4,270
August	5,070	5,202
September	6,558	6,590
October	7,471	8,343
November	8,545	9,660
December	9,480	11,027
January	10,824	12,462
February	11,921	13,239
March	12,652	15,697
April	13,202	16,554
May	13,205	16,561
June	13,202	16,551

QUALITY

	Quantity	Base Number	Contract	AT	Region	England
% of FP17s for the same patient ID Re-attending within 3 months - Children	127	2,000	6.4%	9.9%	11.5%	11.8%
% of FP17s for the same patient ID Re-attending within 3 months - Adults	680	6,259	10.9%	13.3%	15.2%	15.7%
% of FP17s for the same patient ID Re-attending between 3 & 9 months - Children	1,079	2,000	54.0%	61.0%	60.2%	58.9%
% of FP17s for the same patient ID Re-attending between 3 & 9 months - Adults	2,691	6,259	43.0%	54.9%	51.8%	50.8%
% of FP17s for Band 1 Urgent Courses	563	8,329	6.8%	7.4%	8.1%	9.1%
% of FP17s Relating to Free Repair or Replacements	47	8,329	0.6%	0.9%	0.8%	0.8%
% of FP17s Relating to Continuations	33	8,329	0.4%	1.0%	0.9%	0.9%
% of Patients satisfied with the dentistry they have received	5	6	N/A	93.7%	92.7%	92.5%
% of Patients satisfied with the time they had to wait for an appointment	6	6	N/A	89.7%	87.4%	87.0%

* This is based on patients treated on this contract for their most recent course of treatment. Figures in italics indicate the base number of FP17s or Patient Questionnaire responses are less than 100. N/A is shown where the base number of responses is less than 10 during the period. % is calculated as Quantity/Base number*100

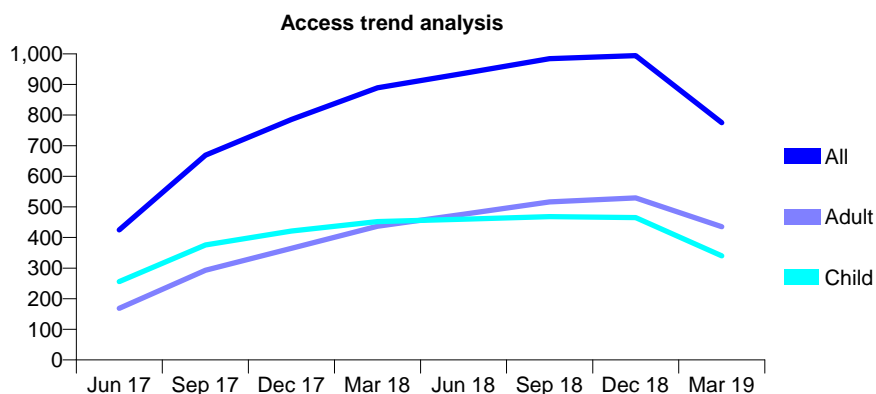
Q60 - Vital Signs At a Glance Contract Report for 136298/0001 - Year end March 2019

Name or company name	MTM Dentistry Ltd
Contract type name	GDS Contract
Purpose of contract	General
Contract start date	01/04/2010
Contract end date	31/12/2018

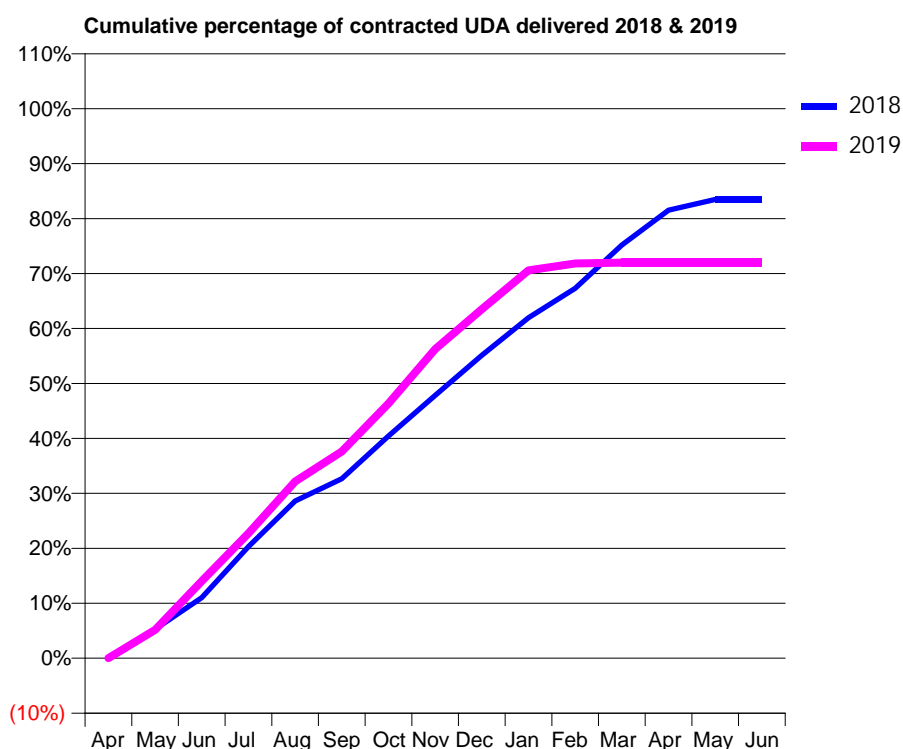
18/19 Contracted general activity (UDA)	1,877
Carry forward general activity (UDA)	0
18/19 Contracted orthodontic activity (UOA)	0
Carry forward orthodontic activity (UOA)	0
Baseline contract value	£45,086.12

ACCESS*

Patients seen in 24 months	Total	Change since previous quarter
Quarter ending March 2018	889	
Quarter ending June 2018	936	↑
Quarter ending September 2018	984	↑
Quarter ending December 2018	994	→
Quarter ending March 2019	775	↓
Variance since March 2018	(12.8%)	↓



ACTIVITY



Month	Adjusted Scheduled Activity (UDA)	
	2018	2019
April	0	0
May	133	97
June	276	264
July	508	426
August	717	604
September	817	706
October	1,012	870
November	1,197	1,056
December	1,380	1,192
January	1,551	1,325
February	1,685	1,348
March	1,882	1,351
April	2,040	1,351
May	2,090	1,351
June	2,090	1,351

QUALITY

	Quantity	Base Number	Contract	AT	Region	England
% of FP17s for the same patient ID Re-attending within 3 months - Children	12	523	2.3%	9.9%	11.5%	11.8%
% of FP17s for the same patient ID Re-attending within 3 months - Adults	31	520	6.0%	13.3%	15.2%	15.7%
% of FP17s for the same patient ID Re-attending between 3 & 9 months - Children	321	523	61.4%	61.0%	60.2%	58.9%
% of FP17s for the same patient ID Re-attending between 3 & 9 months - Adults	297	520	57.1%	54.9%	51.8%	50.8%
% of FP17s for Band 1 Urgent Courses	36	908	4.0%	7.4%	8.1%	9.1%
% of FP17s Relating to Free Repair or Replacements	1	908	0.1%	0.9%	0.8%	0.8%
% of FP17s Relating to Continuations	1	908	0.1%	1.0%	0.9%	0.9%
% of Patients satisfied with the dentistry they have received	0	0	N/A	93.7%	92.7%	92.5%
% of Patients satisfied with the time they had to wait for an appointment	0	0	N/A	89.7%	87.4%	87.0%

* This is based on patients treated on this contract for their most recent course of treatment.

Figures in italics indicate the base number of FP17s or Patient Questionnaire responses are less than 100. N/A is shown where the base number of responses is less than 10 during the period. % is calculated as Quantity/Base number*100

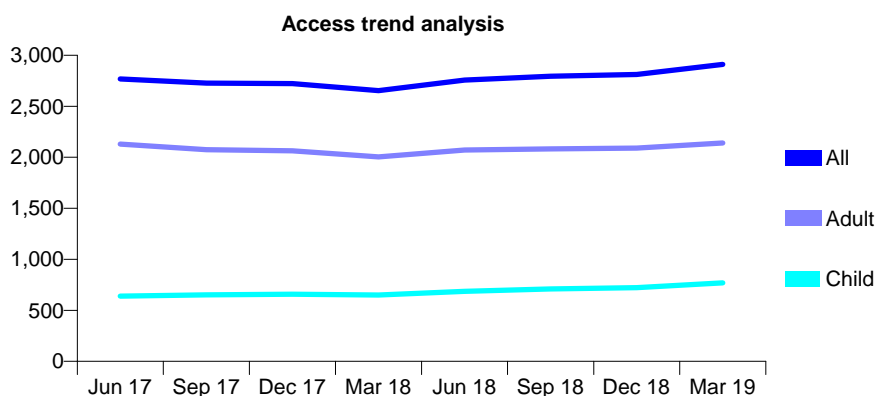
Q60 - Vital Signs At a Glance Contract Report for 138584/0001 - Year end March 2019

Name or company name	SM Dental Care
Contract type name	GDS Contract
Purpose of contract	General
Contract start date	01/04/2014
Contract end date	

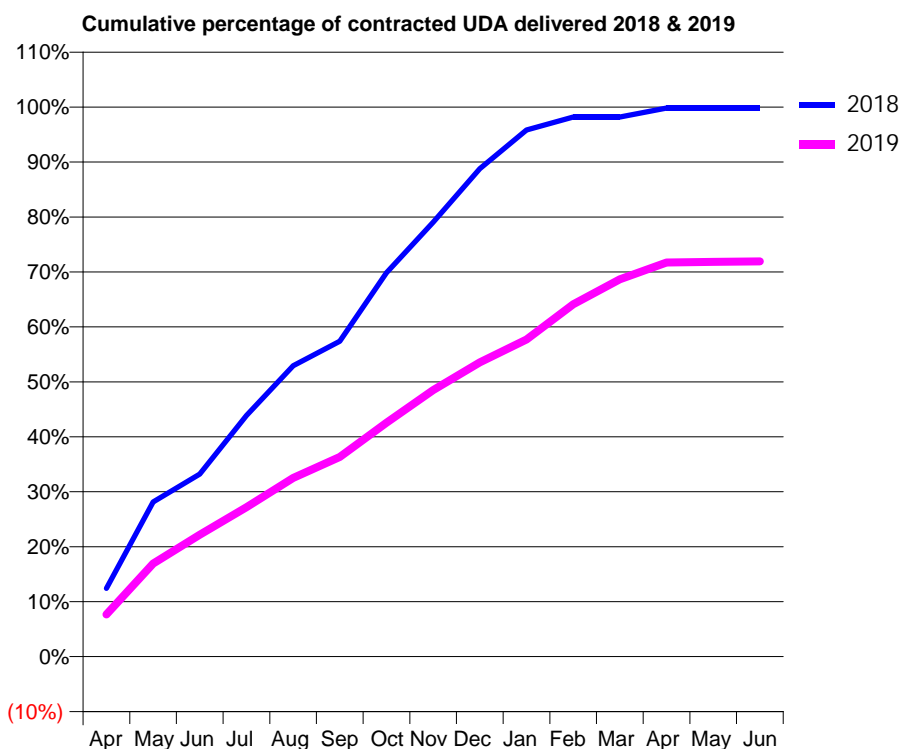
18/19 Contracted general activity (UDA)	13,567
Carry forward general activity (UDA)	11
18/19 Contracted orthodontic activity (UOA)	0
Carry forward orthodontic activity (UOA)	0
Baseline contract value	£320,624.85

ACCESS*

Patients seen in 24 months	Total	Change since previous quarter
Quarter ending March 2018	2,653	
Quarter ending June 2018	2,758	↑
Quarter ending September 2018	2,794	→
Quarter ending December 2018	2,811	→
Quarter ending March 2019	2,910	↑
Variance since March 2018	9.7%	↑



ACTIVITY



Month	Adjusted Scheduled Activity (UDA)	
	2018	2019
April	815	1,040
May	1,848	2,297
June	2,181	3,010
July	2,881	3,690
August	3,476	4,411
September	3,767	4,932
October	4,588	5,772
November	5,190	6,579
December	5,830	7,264
January	6,292	7,830
February	6,448	8,697
March	6,448	9,316
April	6,556	9,730
May	6,556	9,748
June	6,556	9,757

QUALITY

	Quantity	Base Number	Contract	AT	Region	England
% of FP17s for the same patient ID Re-attending within 3 months - Children	89	1,523	5.8%	9.9%	11.5%	11.8%
% of FP17s for the same patient ID Re-attending within 3 months - Adults	397	3,582	11.1%	13.3%	15.2%	15.7%
% of FP17s for the same patient ID Re-attending between 3 & 9 months - Children	991	1,523	65.1%	61.0%	60.2%	58.9%
% of FP17s for the same patient ID Re-attending between 3 & 9 months - Adults	2,126	3,582	59.4%	54.9%	51.8%	50.8%
% of FP17s for Band 1 Urgent Courses	173	4,722	3.7%	7.4%	8.1%	9.1%
% of FP17s Relating to Free Repair or Replacements	16	4,722	0.3%	0.9%	0.8%	0.8%
% of FP17s Relating to Continuations	130	4,722	2.8%	1.0%	0.9%	0.9%
% of Patients satisfied with the dentistry they have received	1	1	N/A	93.7%	92.7%	92.5%
% of Patients satisfied with the time they had to wait for an appointment	1	1	N/A	89.7%	87.4%	87.0%

* This is based on patients treated on this contract for their most recent course of treatment. Figures in italics indicate the base number of FP17s or Patient Questionnaire responses are less than 100. N/A is shown where the base number of responses is less than 10 during the period. % is calculated as Quantity/Base number*100

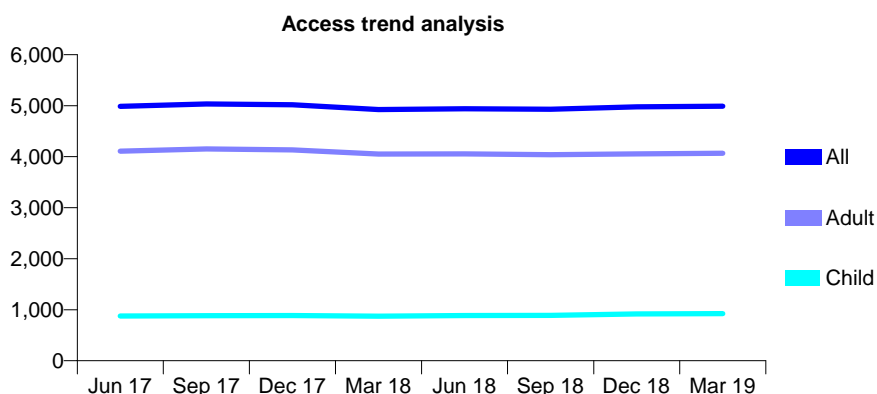
Q60 - Vital Signs At a Glance Contract Report for 138584/0002 - Year end March 2019

Name or company name	SM Dental Care
Contract type name	GDS Contract
Purpose of contract	General
Contract start date	01/04/2014
Contract end date	

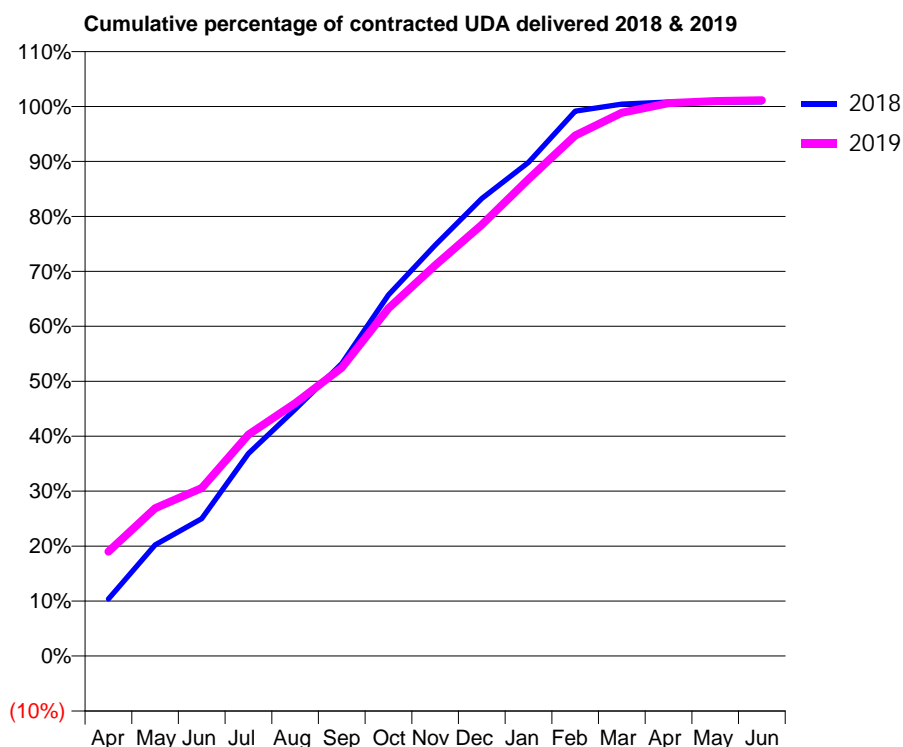
18/19 Contracted general activity (UDA)	16,106
Carry forward general activity (UDA)	-137
18/19 Contracted orthodontic activity (UOA)	0
Carry forward orthodontic activity (UOA)	0
Baseline contract value	£310,120.88

ACCESS*

Patients seen in 24 months	Total	Change since previous quarter
Quarter ending March 2018	4,924	
Quarter ending June 2018	4,940	→
Quarter ending September 2018	4,930	→
Quarter ending December 2018	4,977	→
Quarter ending March 2019	4,990	→
Variance since March 2018	1.3%	→



ACTIVITY



Month	Adjusted Scheduled Activity (UDA)	
	2018	2019
April	1,672	3,061
May	3,258	4,333
June	4,029	4,921
July	5,934	6,491
August	7,230	7,407
September	8,573	8,452
October	10,586	10,190
November	12,045	11,450
December	13,406	12,637
January	14,468	13,973
February	15,966	15,257
March	16,176	15,922
April	16,233	16,202
May	16,231	16,267
June	16,243	16,290

QUALITY

	Quantity	Base Number	Contract	AT	Region	England
% of FP17s for the same patient ID Re-attending within 3 months - Children	118	1,799	6.6%	9.9%	11.5%	11.8%
% of FP17s for the same patient ID Re-attending within 3 months - Adults	792	6,618	12.0%	13.3%	15.2%	15.7%
% of FP17s for the same patient ID Re-attending between 3 & 9 months - Children	1,308	1,799	72.7%	61.0%	60.2%	58.9%
% of FP17s for the same patient ID Re-attending between 3 & 9 months - Adults	4,283	6,618	64.7%	54.9%	51.8%	50.8%
% of FP17s for Band 1 Urgent Courses	253	8,618	2.9%	7.4%	8.1%	9.1%
% of FP17s Relating to Free Repair or Replacements	74	8,618	0.9%	0.9%	0.8%	0.8%
% of FP17s Relating to Continuations	228	8,618	2.6%	1.0%	0.9%	0.9%
% of Patients satisfied with the dentistry they have received	2	3	N/A	93.7%	92.7%	92.5%
% of Patients satisfied with the time they had to wait for an appointment	3	3	N/A	89.7%	87.4%	87.0%

* This is based on patients treated on this contract for their most recent course of treatment.

Figures in italics indicate the base number of FP17s or Patient Questionnaire responses are less than 100. N/A is shown where the base number of responses is less than 10 during the period. % is calculated as Quantity/Base number*100

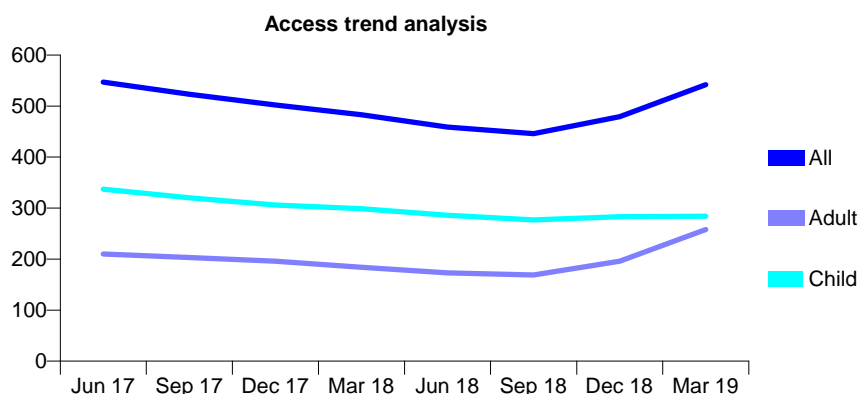
Q60 - Vital Signs At a Glance Contract Report for 139769/0001 - Year end March 2019

Name or company name	Winchester House Dental Practice
Contract type name	GDS Contract
Purpose of contract	General
Contract start date	01/01/2009
Contract end date	

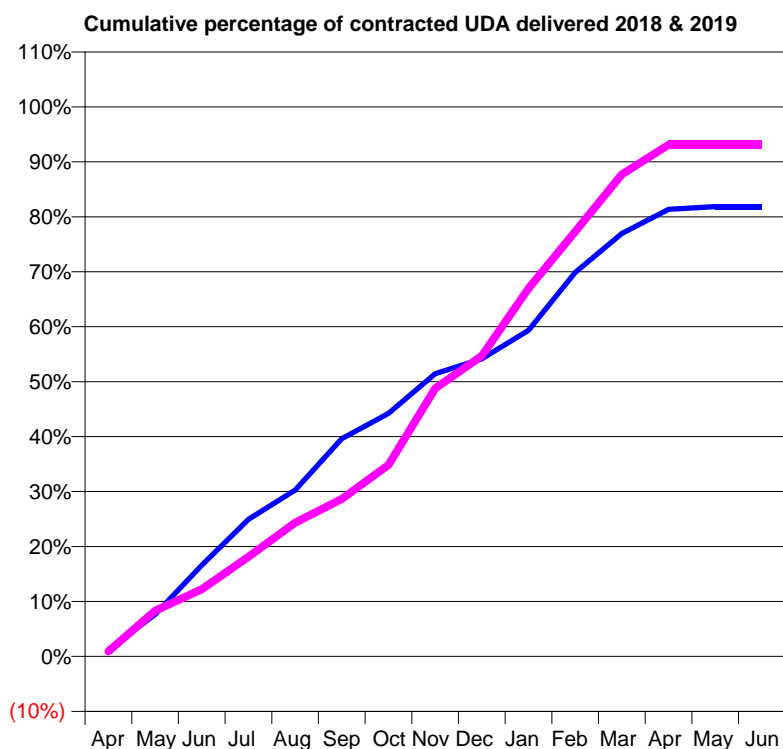
18/19 Contracted general activity (UDA)	1,200
Carry forward general activity (UDA)	0
18/19 Contracted orthodontic activity (UOA)	0
Carry forward orthodontic activity (UOA)	0
Baseline contract value	£28,570.75

ACCESS*

Patients seen in 24 months	Total	Change since previous quarter
Quarter ending March 2018	483	
Quarter ending June 2018	459	↓
Quarter ending September 2018	446	↓
Quarter ending December 2018	479	↑
Quarter ending March 2019	542	↑
Variance since March 2018	12.2%	↑



ACTIVITY



Month	Adjusted Scheduled Activity (UDA)	
	2018	2019
April	15	11
May	92	100
June	199	147
July	299	218
August	363	292
September	475	344
October	531	418
November	618	585
December	650	656
January	712	804
February	839	928
March	924	1,053
April	976	1,117
May	982	1,117
June	982	1,117

QUALITY

	Quantity	Base Number	Contract	AT	Region	England
% of FP17s for the same patient ID Re-attending within 3 months - Children	27	436	6.2%	9.9%	11.5%	11.8%
% of FP17s for the same patient ID Re-attending within 3 months - Adults	22	266	8.3%	13.3%	15.2%	15.7%
% of FP17s for the same patient ID Re-attending between 3 & 9 months - Children	243	436	55.7%	61.0%	60.2%	58.9%
% of FP17s for the same patient ID Re-attending between 3 & 9 months - Adults	82	266	30.8%	54.9%	51.8%	50.8%
% of FP17s for Band 1 Urgent Courses	10	703	1.4%	7.4%	8.1%	9.1%
% of FP17s Relating to Free Repair or Replacements	1	703	0.1%	0.9%	0.8%	0.8%
% of FP17s Relating to Continuations	10	703	1.4%	1.0%	0.9%	0.9%
% of Patients satisfied with the dentistry they have received	1	1	N/A	93.7%	92.7%	92.5%
% of Patients satisfied with the time they had to wait for an appointment	1	1	N/A	89.7%	87.4%	87.0%

* This is based on patients treated on this contract for their most recent course of treatment. Figures in italics indicate the base number of FP17s or Patient Questionnaire responses are less than 100. N/A is shown where the base number of responses is less than 10 during the period. % is calculated as Quantity/Base number*100

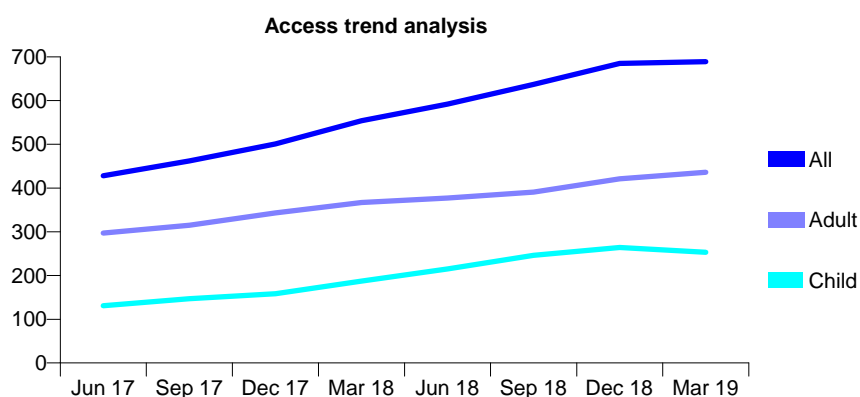
Q60 - Vital Signs At a Glance Contract Report for 139858/0001 - Year end March 2019

Name or company name	SpaDental Whitchurch LLP
Contract type name	GDS Contract
Purpose of contract	General
Contract start date	01/10/2015
Contract end date	

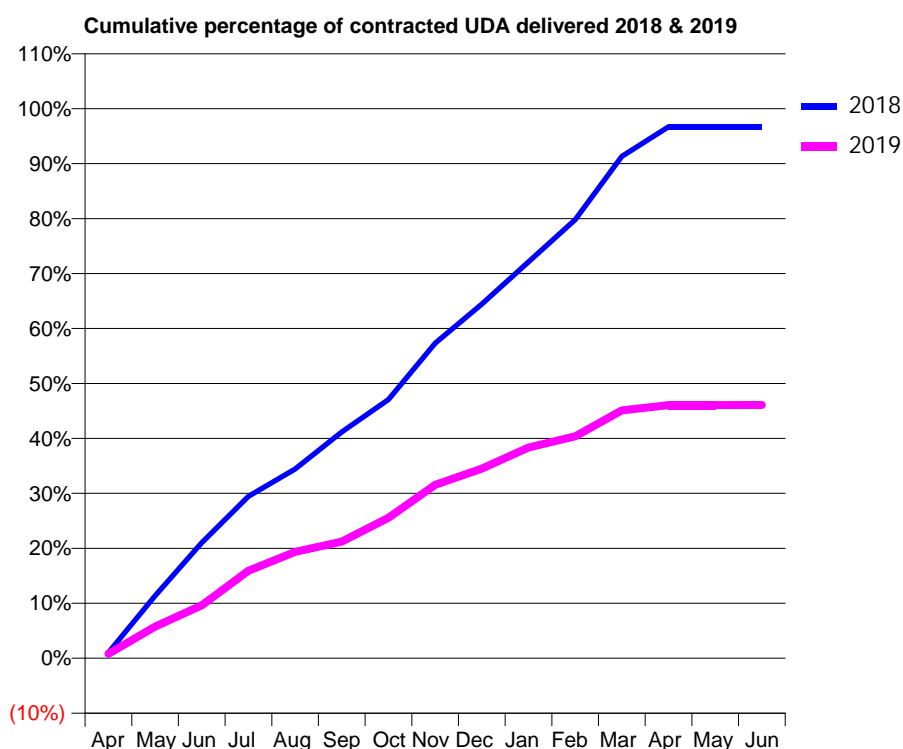
18/19 Contracted general activity (UDA)	4,000
Carry forward general activity (UDA)	0
18/19 Contracted orthodontic activity (UOA)	0
Carry forward orthodontic activity (UOA)	0
Baseline contract value	£93,589.49

ACCESS*

Patients seen in 24 months	Total	Change since previous quarter
Quarter ending March 2018	554	
Quarter ending June 2018	592	↑
Quarter ending September 2018	637	↑
Quarter ending December 2018	685	↑
Quarter ending March 2019	689	→
Variance since March 2018	24.4%	↑



ACTIVITY



Month	Adjusted Scheduled Activity (UDA)	
	2018	2019
April	24	33
May	262	230
June	483	385
July	677	638
August	792	774
September	947	849
October	1,082	1,023
November	1,319	1,262
December	1,482	1,380
January	1,659	1,534
February	1,836	1,615
March	2,100	1,804
April	2,224	1,842
May	2,224	1,842
June	2,224	1,843

QUALITY

	Quantity	Base Number	Contract	AT	Region	England
% of FP17s for the same patient ID Re-attending within 3 months - Children	16	321	5.0%	9.9%	11.5%	11.8%
% of FP17s for the same patient ID Re-attending within 3 months - Adults	99	569	17.4%	13.3%	15.2%	15.7%
% of FP17s for the same patient ID Re-attending between 3 & 9 months - Children	160	321	49.8%	61.0%	60.2%	58.9%
% of FP17s for the same patient ID Re-attending between 3 & 9 months - Adults	315	569	55.4%	54.9%	51.8%	50.8%
% of FP17s for Band 1 Urgent Courses	82	874	9.4%	7.4%	8.1%	9.1%
% of FP17s Relating to Free Repair or Replacements	10	874	1.1%	0.9%	0.8%	0.8%
% of FP17s Relating to Continuations	12	874	1.4%	1.0%	0.9%	0.9%
% of Patients satisfied with the dentistry they have received	0	1	N/A	93.7%	92.7%	92.5%
% of Patients satisfied with the time they had to wait for an appointment	0	1	N/A	89.7%	87.4%	87.0%

* This is based on patients treated on this contract for their most recent course of treatment.

Figures in italics indicate the base number of FP17s or Patient Questionnaire responses are less than 100. N/A is shown where the base number of responses is less than 10 during the period. % is calculated as Quantity/Base number*100

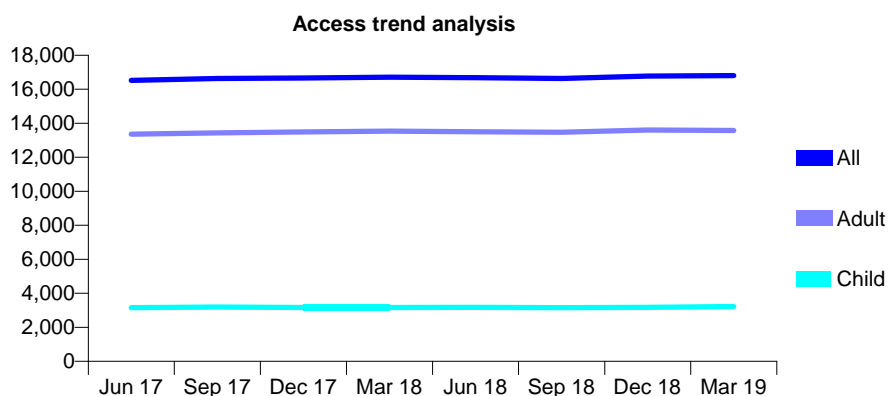
Q60 - Vital Signs At a Glance Contract Report for 139920/0001 - Year end March 2019

Name or company name	Shelton Dental Centre
Contract type name	GDS Contract
Purpose of contract	General and Orthodontic
Contract start date	01/04/2012
Contract end date	

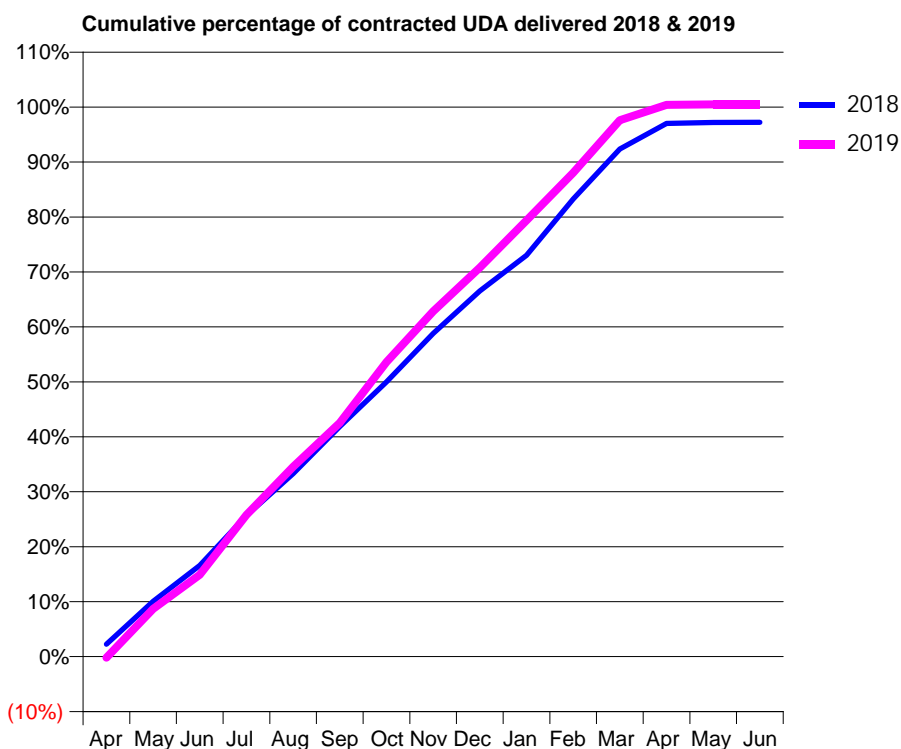
18/19 Contracted general activity (UDA)	47,905
Carry forward general activity (UDA)	1,330
18/19 Contracted orthodontic activity (UOA)	937
Carry forward orthodontic activity (UOA)	0
Baseline contract value	£1,171,560.98

ACCESS*

Patients seen in 24 months	Total	Change since previous quarter
Quarter ending March 2018	16,709	
Quarter ending June 2018	16,684	→
Quarter ending September 2018	16,630	→
Quarter ending December 2018	16,776	→
Quarter ending March 2019	16,801	→
Variance since March 2018	0.6%	→



ACTIVITY



Month	Adjusted Scheduled Activity (UDA)	
	2018	2019
April	1,091	-97
May	4,816	4,165
June	7,942	7,146
July	12,302	12,354
August	15,951	16,559
September	20,054	20,368
October	23,942	25,674
November	28,176	30,106
December	31,867	33,909
January	34,991	38,019
February	39,886	42,176
March	44,249	46,759
April	46,486	48,103
May	46,560	48,131
June	46,575	48,132

QUALITY

	Quantity	Base Number	Contract	AT	Region	England
% of FP17s for the same patient ID Re-attending within 3 months - Children	450	5,376	8.4%	9.9%	11.5%	11.8%
% of FP17s for the same patient ID Re-attending within 3 months - Adults	2,565	22,335	11.5%	13.3%	15.2%	15.7%
% of FP17s for the same patient ID Re-attending between 3 & 9 months - Children	3,416	5,376	63.5%	61.0%	60.2%	58.9%
% of FP17s for the same patient ID Re-attending between 3 & 9 months - Adults	14,981	22,335	67.1%	54.9%	51.8%	50.8%
% of FP17s for Band 1 Urgent Courses	1,500	27,171	5.5%	7.4%	8.1%	9.1%
% of FP17s Relating to Free Repair or Replacements	155	27,171	0.6%	0.9%	0.8%	0.8%
% of FP17s Relating to Continuations	436	27,171	1.6%	1.0%	0.9%	0.9%
% of Patients satisfied with the dentistry they have received	10	10	100.0%	93.7%	92.7%	92.5%
% of Patients satisfied with the time they had to wait for an appointment	10	10	100.0%	89.7%	87.4%	87.0%

* This is based on patients treated on this contract for their most recent course of treatment. Figures in italics indicate the base number of FP17s or Patient Questionnaire responses are less than 100. N/A is shown where the base number of responses is less than 10 during the period. % is calculated as Quantity/Base number*100

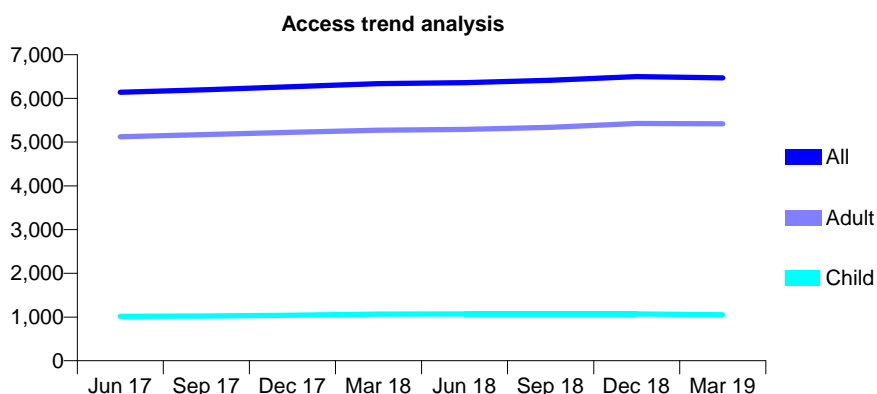
Q60 - Vital Signs At a Glance Contract Report for 140015/0001 - Year end March 2019

Name or company name	Shropshire Dental Limited
Contract type name	GDS Contract
Purpose of contract	General and Orthodontic
Contract start date	01/10/2014
Contract end date	

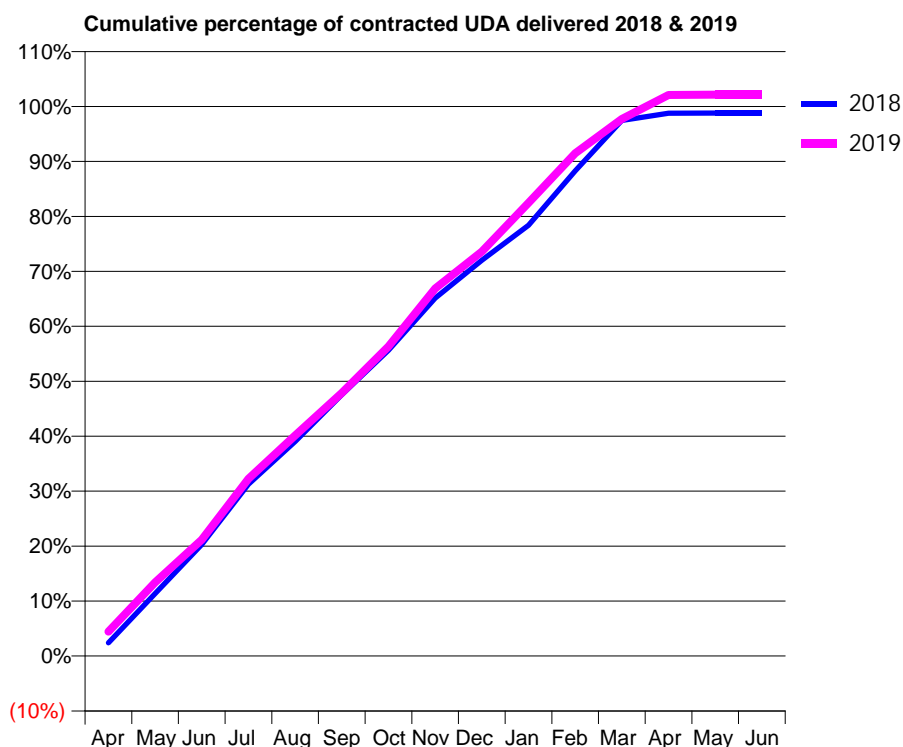
18/19 Contracted general activity (UDA)	16,278
Carry forward general activity (UDA)	-44
18/19 Contracted orthodontic activity (UOA)	981
Carry forward orthodontic activity (UOA)	6
Baseline contract value	£473,403.08

ACCESS*

Patients seen in 24 months	Total	Change since previous quarter
Quarter ending March 2018	6,338	
Quarter ending June 2018	6,361	→
Quarter ending September 2018	6,412	→
Quarter ending December 2018	6,499	→
Quarter ending March 2019	6,469	→
Variance since March 2018	2.1%	↑



ACTIVITY



Month	Adjusted Scheduled Activity (UDA)	
	2018	2019
April	369	724
May	1,737	2,183
June	3,101	3,445
July	4,776	5,250
August	5,963	6,536
September	7,266	7,793
October	8,500	9,170
November	9,953	10,886
December	11,002	11,981
January	11,974	13,421
February	13,490	14,892
March	14,892	15,907
April	15,087	16,617
May	15,093	16,629
June	15,093	16,628

QUALITY

	Quantity	Base Number	Contract	AT	Region	England
% of FP17s for the same patient ID Re-attending within 3 months - Children	134	1,645	8.1%	9.9%	11.5%	11.8%
% of FP17s for the same patient ID Re-attending within 3 months - Adults	474	7,280	6.5%	13.3%	15.2%	15.7%
% of FP17s for the same patient ID Re-attending between 3 & 9 months - Children	1,009	1,645	61.3%	61.0%	60.2%	58.9%
% of FP17s for the same patient ID Re-attending between 3 & 9 months - Adults	4,318	7,280	59.3%	54.9%	51.8%	50.8%
% of FP17s for Band 1 Urgent Courses	289	9,067	3.2%	7.4%	8.1%	9.1%
% of FP17s Relating to Free Repair or Replacements	18	9,067	0.2%	0.9%	0.8%	0.8%
% of FP17s Relating to Continuations	1	9,067	0.0%	1.0%	0.9%	0.9%
% of Patients satisfied with the dentistry they have received	14	14	100.0%	93.7%	92.7%	92.5%
% of Patients satisfied with the time they had to wait for an appointment	13	14	92.9%	89.7%	87.4%	87.0%

* This is based on patients treated on this contract for their most recent course of treatment. Figures in italics indicate the base number of FP17s or Patient Questionnaire responses are less than 100. N/A is shown where the base number of responses is less than 10 during the period. % is calculated as Quantity/Base number*100

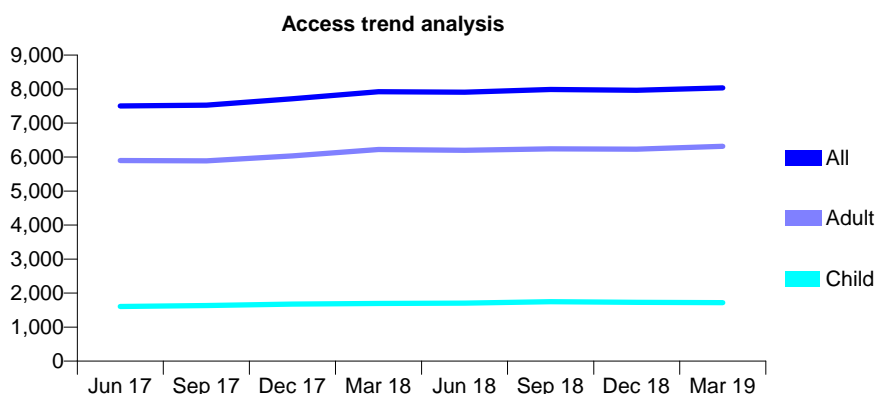
Q60 - Vital Signs At a Glance Contract Report for 140015/0002 - Year end March 2019

Name or company name	Shropshire Dental Limited
Contract type name	GDS Contract
Purpose of contract	General
Contract start date	01/10/2014
Contract end date	

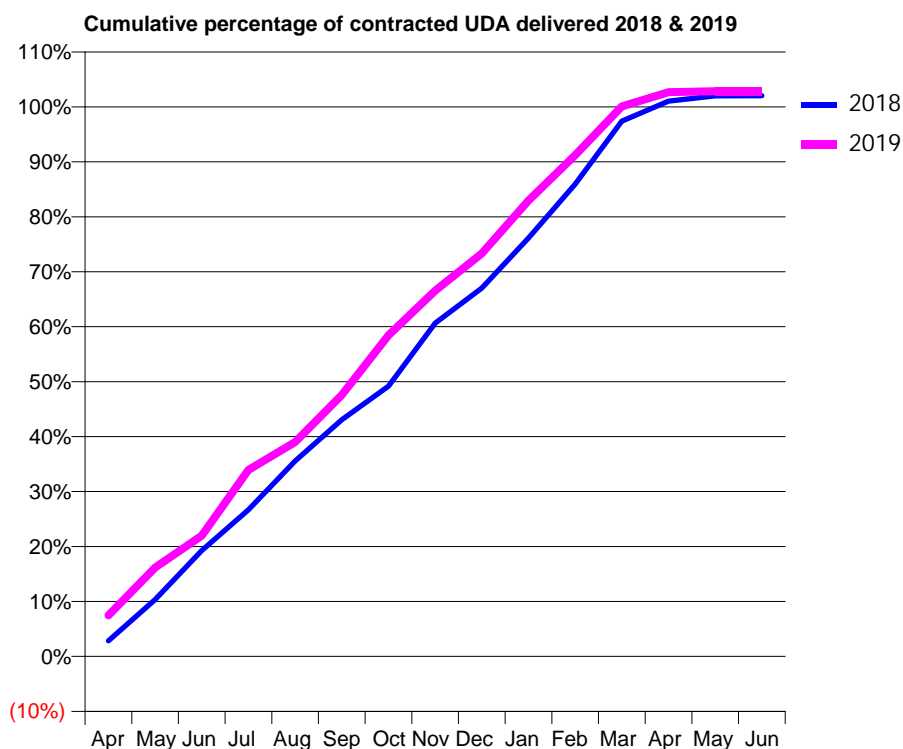
18/19 Contracted general activity (UDA)	18,421
Carry forward general activity (UDA)	-368
18/19 Contracted orthodontic activity (UOA)	0
Carry forward orthodontic activity (UOA)	0
Baseline contract value	£576,163.91

ACCESS*

Patients seen in 24 months	Total	Change since previous quarter
Quarter ending March 2018	7,924	
Quarter ending June 2018	7,907	→
Quarter ending September 2018	7,986	→
Quarter ending December 2018	7,965	→
Quarter ending March 2019	8,038	→
Variance since March 2018	1.4%	→



ACTIVITY



Month	Adjusted Scheduled Activity (UDA)	
	2018	2019
April	523	1,379
May	1,905	2,980
June	3,549	4,046
July	4,917	6,254
August	6,550	7,188
September	7,932	8,762
October	9,058	10,761
November	11,172	12,259
December	12,348	13,506
January	14,023	15,282
February	15,837	16,805
March	17,941	18,437
April	18,613	18,910
May	18,791	18,942
June	18,796	18,946

QUALITY

	Quantity	Base Number	Contract	AT	Region	England
% of FP17s for the same patient ID Re-attending within 3 months - Children	65	2,598	2.5%	9.9%	11.5%	11.8%
% of FP17s for the same patient ID Re-attending within 3 months - Adults	540	9,107	5.9%	13.3%	15.2%	15.7%
% of FP17s for the same patient ID Re-attending between 3 & 9 months - Children	1,629	2,598	62.7%	61.0%	60.2%	58.9%
% of FP17s for the same patient ID Re-attending between 3 & 9 months - Adults	6,053	9,107	66.5%	54.9%	51.8%	50.8%
% of FP17s for Band 1 Urgent Courses	331	11,525	2.9%	7.4%	8.1%	9.1%
% of FP17s Relating to Free Repair or Replacements	15	11,525	0.1%	0.9%	0.8%	0.8%
% of FP17s Relating to Continuations	36	11,525	0.3%	1.0%	0.9%	0.9%
% of Patients satisfied with the dentistry they have received	8	8	N/A	93.7%	92.7%	92.5%
% of Patients satisfied with the time they had to wait for an appointment	8	8	N/A	89.7%	87.4%	87.0%

* This is based on patients treated on this contract for their most recent course of treatment. Figures in italics indicate the base number of FP17s or Patient Questionnaire responses are less than 100. N/A is shown where the base number of responses is less than 10 during the period. % is calculated as Quantity/Base number*100

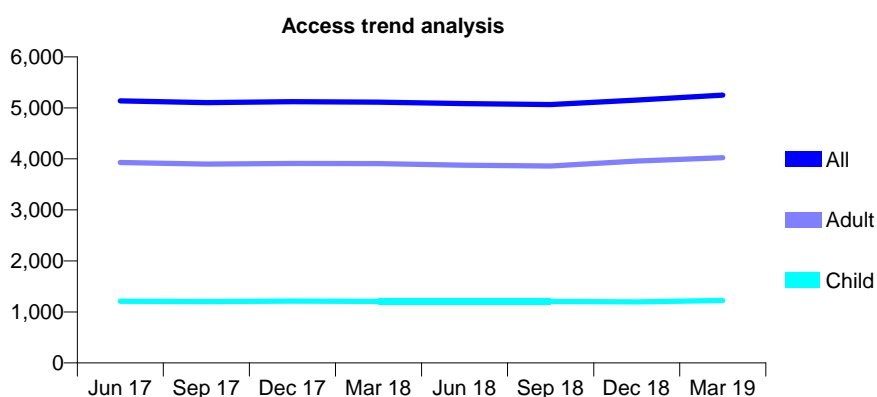
Q60 - Vital Signs At a Glance Contract Report for 140392/0001 - Year end March 2019

Name or company name	Regency House Dental Practice Ltd
Contract type name	GDS Contract
Purpose of contract	General and Orthodontic
Contract start date	01/04/2008
Contract end date	

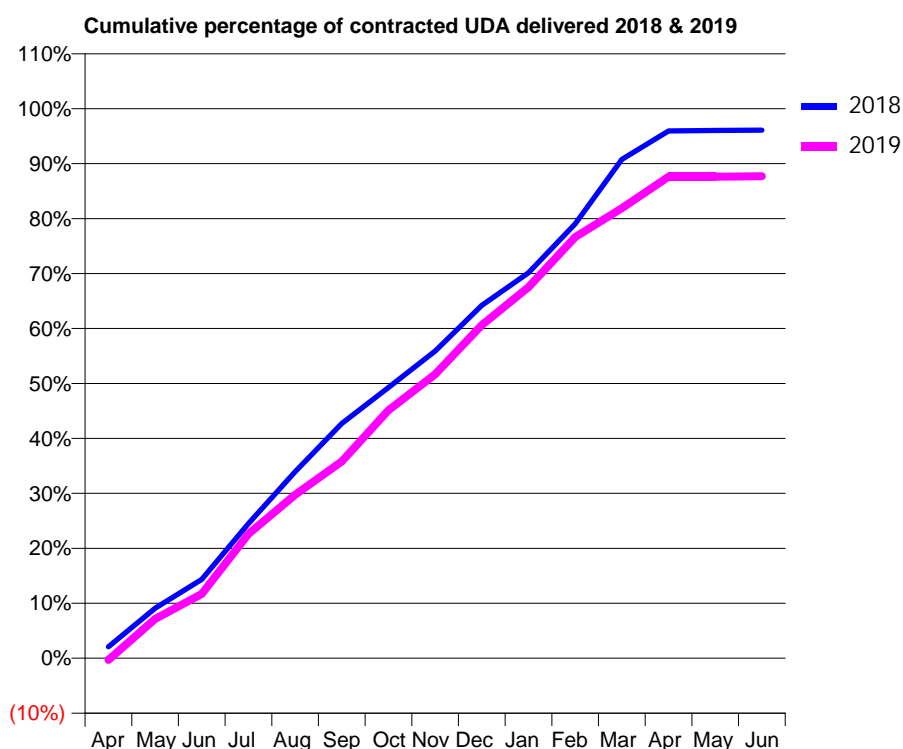
18/19 Contracted general activity (UDA)	16,694
Carry forward general activity (UDA)	577
18/19 Contracted orthodontic activity (UOA)	1,001
Carry forward orthodontic activity (UOA)	4
Baseline contract value	£514,386.03

ACCESS*

Patients seen in 24 months	Total	Change since previous quarter
Quarter ending March 2018	5,112	
Quarter ending June 2018	5,083	→
Quarter ending September 2018	5,065	→
Quarter ending December 2018	5,154	→
Quarter ending March 2019	5,250	→
Variance since March 2018	2.7%	↑



ACTIVITY



Month	Adjusted Scheduled Activity (UDA)	
	2018	2019
April	308	-55
May	1,337	1,194
June	2,108	1,954
July	3,600	3,778
August	4,986	4,968
September	6,276	5,978
October	7,241	7,533
November	8,212	8,629
December	9,434	10,120
January	10,306	11,271
February	11,616	12,794
March	13,339	13,665
April	14,097	14,627
May	14,111	14,627
June	14,117	14,641

QUALITY

	Quantity	Base Number	Contract	AT	Region	England
% of FP17s for the same patient ID Re-attending within 3 months - Children	307	2,264	13.6%	9.9%	11.5%	11.8%
% of FP17s for the same patient ID Re-attending within 3 months - Adults	953	5,831	16.3%	13.3%	15.2%	15.7%
% of FP17s for the same patient ID Re-attending between 3 & 9 months - Children	1,365	2,264	60.3%	61.0%	60.2%	58.9%
% of FP17s for the same patient ID Re-attending between 3 & 9 months - Adults	2,821	5,831	48.4%	54.9%	51.8%	50.8%
% of FP17s for Band 1 Urgent Courses	723	8,145	8.9%	7.4%	8.1%	9.1%
% of FP17s Relating to Free Repair or Replacements	126	8,145	1.5%	0.9%	0.8%	0.8%
% of FP17s Relating to Continuations	80	8,145	1.0%	1.0%	0.9%	0.9%
% of Patients satisfied with the dentistry they have received	6	7	N/A	93.7%	92.7%	92.5%
% of Patients satisfied with the time they had to wait for an appointment	7	7	N/A	89.7%	87.4%	87.0%

* This is based on patients treated on this contract for their most recent course of treatment.

Figures in italics indicate the base number of FP17s or Patient Questionnaire responses are less than 100. N/A is shown where the base number of responses is less than 10 during the period. % is calculated as Quantity/Base number*100

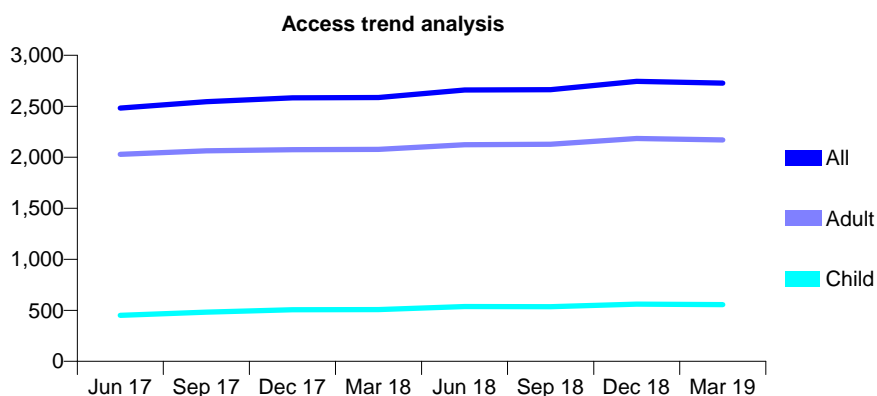
Q60 - Vital Signs At a Glance Contract Report for 140953/0001 - Year end March 2019

Name or company name	Bayston Hill Dental Practice
Contract type name	GDS Contract
Purpose of contract	General
Contract start date	01/07/2013
Contract end date	

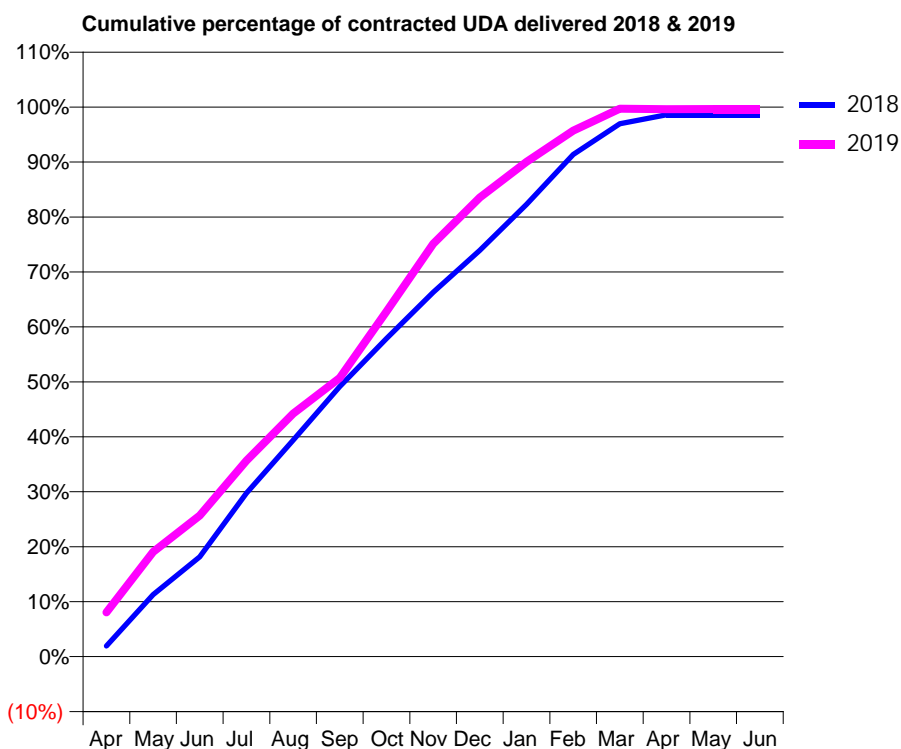
18/19 Contracted general activity (UDA)	6,900
Carry forward general activity (UDA)	93
18/19 Contracted orthodontic activity (UOA)	0
Carry forward orthodontic activity (UOA)	0
Baseline contract value	£229,037.13

ACCESS*

Patients seen in 24 months	Total	Change since previous quarter
Quarter ending March 2018	2,586	
Quarter ending June 2018	2,660	↑
Quarter ending September 2018	2,662	→
Quarter ending December 2018	2,745	↑
Quarter ending March 2019	2,727	→
Variance since March 2018	5.5%	↑



ACTIVITY



Month	Adjusted Scheduled Activity (UDA)	
	2018	2019
April	128	555
May	740	1,316
June	1,190	1,773
July	1,948	2,460
August	2,581	3,052
September	3,220	3,500
October	3,791	4,334
November	4,343	5,183
December	4,842	5,765
January	5,389	6,213
February	5,986	6,605
March	6,351	6,879
April	6,458	6,873
May	6,457	6,874
June	6,457	6,874

QUALITY

	Quantity	Base Number	Contract	AT	Region	England
% of FP17s for the same patient ID Re-attending within 3 months - Children	69	856	8.1%	9.9%	11.5%	11.8%
% of FP17s for the same patient ID Re-attending within 3 months - Adults	301	3,024	10.0%	13.3%	15.2%	15.7%
% of FP17s for the same patient ID Re-attending between 3 & 9 months - Children	530	856	61.9%	61.0%	60.2%	58.9%
% of FP17s for the same patient ID Re-attending between 3 & 9 months - Adults	1,824	3,024	60.3%	54.9%	51.8%	50.8%
% of FP17s for Band 1 Urgent Courses	128	3,827	3.3%	7.4%	8.1%	9.1%
% of FP17s Relating to Free Repair or Replacements	33	3,827	0.9%	0.9%	0.8%	0.8%
% of FP17s Relating to Continuations	20	3,827	0.5%	1.0%	0.9%	0.9%
% of Patients satisfied with the dentistry they have received	4	5	N/A	93.7%	92.7%	92.5%
% of Patients satisfied with the time they had to wait for an appointment	5	5	N/A	89.7%	87.4%	87.0%

* This is based on patients treated on this contract for their most recent course of treatment. Figures in italics indicate the base number of FP17s or Patient Questionnaire responses are less than 100. N/A is shown where the base number of responses is less than 10 during the period. % is calculated as Quantity/Base number*100

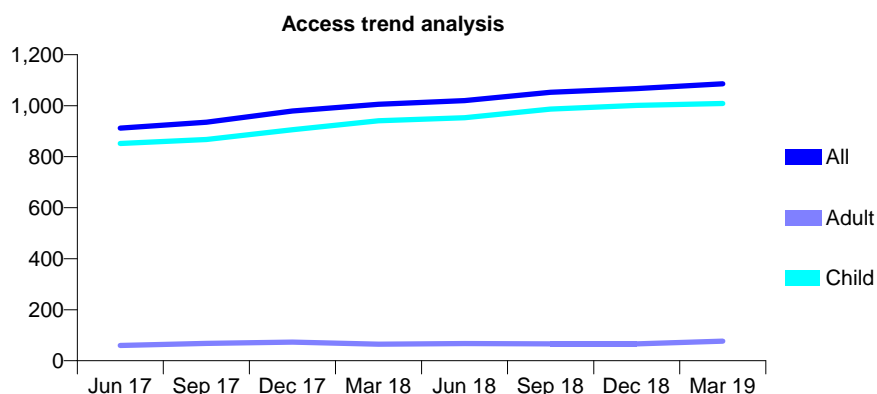
Q60 - Vital Signs At a Glance Contract Report for 141585/0001 - Year end March 2019

Name or company name	Shifnal Dental Practice
Contract type name	GDS Contract
Purpose of contract	General
Contract start date	01/06/2008
Contract end date	

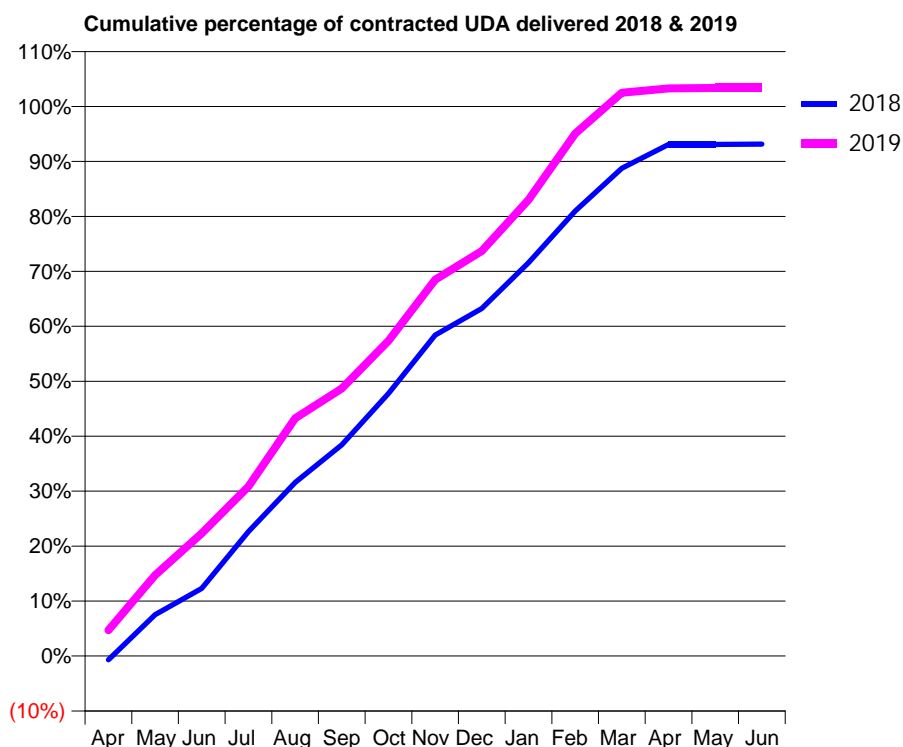
18/19 Contracted general activity (UDA)	2,010
Carry forward general activity (UDA)	0
18/19 Contracted orthodontic activity (UOA)	0
Carry forward orthodontic activity (UOA)	0
Baseline contract value	£42,919.54

ACCESS*

Patients seen in 24 months	Total	Change since previous quarter
Quarter ending March 2018	1,006	
Quarter ending June 2018	1,020	→
Quarter ending September 2018	1,053	↑
Quarter ending December 2018	1,067	→
Quarter ending March 2019	1,086	→
Variance since March 2018	8.0%	↑



ACTIVITY



Month	Adjusted Scheduled Activity (UDA)	
	2018	2019
April	-15	95
May	151	296
June	248	449
July	455	620
August	635	870
September	772	978
October	960	1,153
November	1,174	1,376
December	1,271	1,481
January	1,439	1,669
February	1,627	1,911
March	1,784	2,060
April	1,871	2,076
May	1,871	2,078
June	1,872	2,078

QUALITY

	Quantity	Base Number	Contract	AT	Region	England
% of FP17s for the same patient ID Re-attending within 3 months - Children	140	1,678	8.3%	9.9%	11.5%	11.8%
% of FP17s for the same patient ID Re-attending within 3 months - Adults	0	0	N/A	13.3%	15.2%	15.7%
% of FP17s for the same patient ID Re-attending between 3 & 9 months - Children	1,109	1,678	66.1%	61.0%	60.2%	58.9%
% of FP17s for the same patient ID Re-attending between 3 & 9 months - Adults	0	0	N/A	54.9%	51.8%	50.8%
% of FP17s for Band 1 Urgent Courses	74	1,635	4.5%	7.4%	8.1%	9.1%
% of FP17s Relating to Free Repair or Replacements	6	1,635	0.4%	0.9%	0.8%	0.8%
% of FP17s Relating to Continuations	0	1,635	0.0%	1.0%	0.9%	0.9%
% of Patients satisfied with the dentistry they have received	2	2	N/A	93.7%	92.7%	92.5%
% of Patients satisfied with the time they had to wait for an appointment	1	2	N/A	89.7%	87.4%	87.0%

* This is based on patients treated on this contract for their most recent course of treatment.

Figures in italics indicate the base number of FP17s or Patient Questionnaire responses are less than 100. N/A is shown where the base number of responses is less than 10 during the period. % is calculated as Quantity/Base number*100

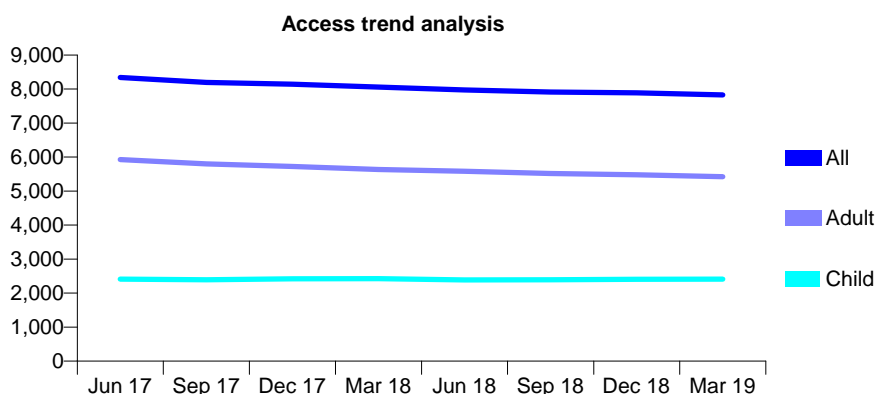
Q60 - Vital Signs At a Glance Contract Report for 142425/0001 - Year end March 2019

Name or company name	Waterloo Dental Practice
Contract type name	GDS Contract
Purpose of contract	General
Contract start date	01/04/2013
Contract end date	

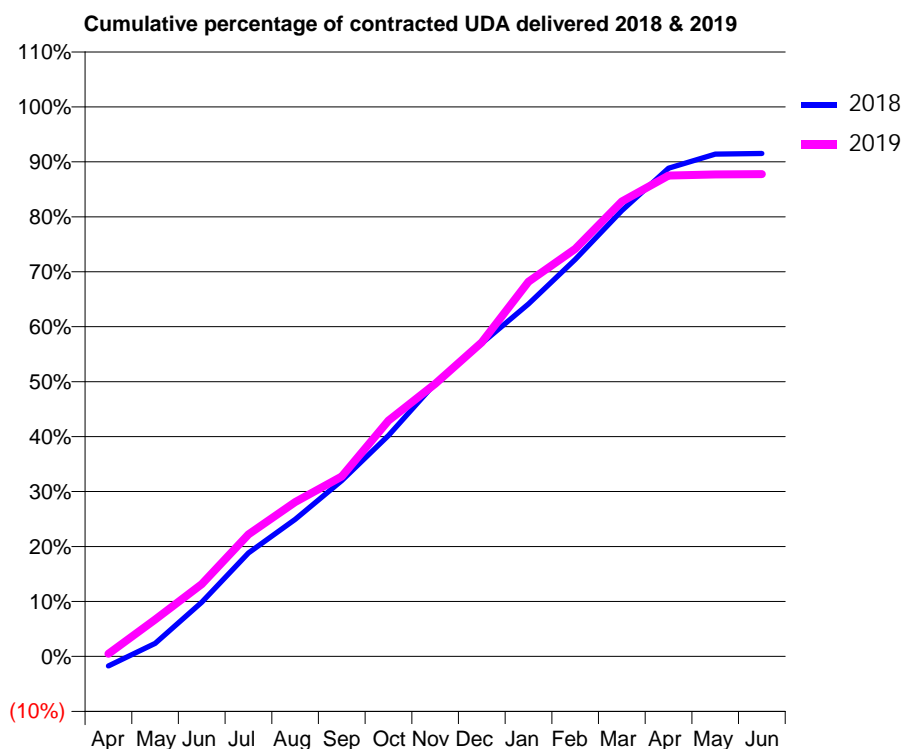
18/19 Contracted general activity (UDA)	25,316
Carry forward general activity (UDA)	0
18/19 Contracted orthodontic activity (UOA)	0
Carry forward orthodontic activity (UOA)	0
Baseline contract value	£714,684.41

ACCESS*

Patients seen in 24 months	Total	Change since previous quarter
Quarter ending March 2018	8,062	
Quarter ending June 2018	7,973	↓
Quarter ending September 2018	7,910	→
Quarter ending December 2018	7,887	→
Quarter ending March 2019	7,831	→
Variance since March 2018	(2.9%)	↓



ACTIVITY



Month	Adjusted Scheduled Activity (UDA)	
	2018	2019
April	-448	119
May	602	1,697
June	2,499	3,328
July	4,762	5,625
August	6,317	7,112
September	8,100	8,292
October	10,174	10,864
November	12,577	12,560
December	14,423	14,470
January	16,241	17,260
February	18,286	18,777
March	20,532	20,959
April	22,491	22,149
May	23,139	22,199
June	23,173	22,218

QUALITY

	Quantity	Base Number	Contract	AT	Region	England
% of FP17s for the same patient ID Re-attending within 3 months - Children	197	3,183	6.2%	9.9%	11.5%	11.8%
% of FP17s for the same patient ID Re-attending within 3 months - Adults	1,026	8,009	12.8%	13.3%	15.2%	15.7%
% of FP17s for the same patient ID Re-attending between 3 & 9 months - Children	1,881	3,183	59.1%	61.0%	60.2%	58.9%
% of FP17s for the same patient ID Re-attending between 3 & 9 months - Adults	4,937	8,009	61.6%	54.9%	51.8%	50.8%
% of FP17s for Band 1 Urgent Courses	375	10,513	3.6%	7.4%	8.1%	9.1%
% of FP17s Relating to Free Repair or Replacements	112	10,513	1.1%	0.9%	0.8%	0.8%
% of FP17s Relating to Continuations	187	10,513	1.8%	1.0%	0.9%	0.9%
% of Patients satisfied with the dentistry they have received	10	10	100.0%	93.7%	92.7%	92.5%
% of Patients satisfied with the time they had to wait for an appointment	9	10	90.0%	89.7%	87.4%	87.0%

* This is based on patients treated on this contract for their most recent course of treatment. Figures in italics indicate the base number of FP17s or Patient Questionnaire responses are less than 100. N/A is shown where the base number of responses is less than 10 during the period. % is calculated as Quantity/Base number*100

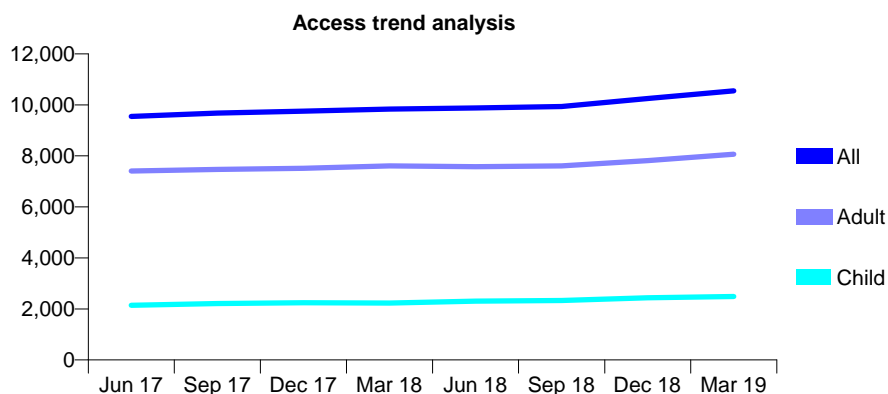
Q60 - Vital Signs At a Glance Contract Report for 143049/0001 - Year end March 2019

Name or company name	Stirchley Dental Practice
Contract type name	GDS Contract
Purpose of contract	General
Contract start date	01/04/2008
Contract end date	

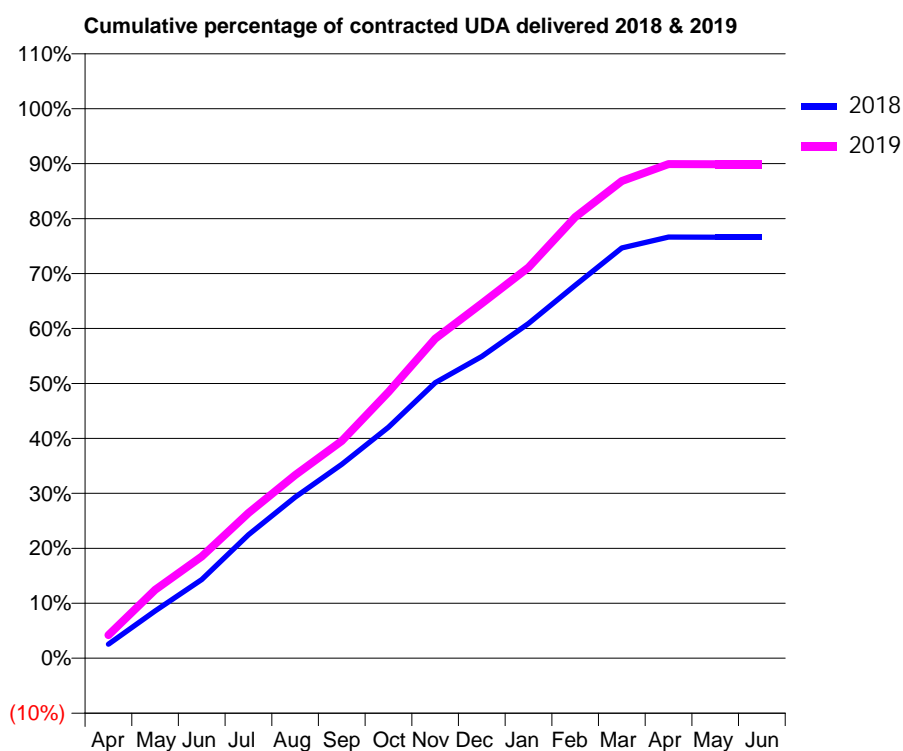
18/19 Contracted general activity (UDA)	41,071
Carry forward general activity (UDA)	0
18/19 Contracted orthodontic activity (UOA)	0
Carry forward orthodontic activity (UOA)	0
Baseline contract value	£1,185,031.39

ACCESS*

Patients seen in 24 months	Total	Change since previous quarter
Quarter ending March 2018	9,839	
Quarter ending June 2018	9,881	→
Quarter ending September 2018	9,935	→
Quarter ending December 2018	10,253	↑
Quarter ending March 2019	10,550	↑
Variance since March 2018	7.2%	↑



ACTIVITY



Month	2018	2019
April	1,048	1,727
May	3,532	5,115
June	5,882	7,595
July	9,231	10,854
August	12,037	13,689
September	14,500	16,245
October	17,268	19,900
November	20,590	23,883
December	22,552	26,501
January	25,016	29,203
February	27,876	32,977
March	30,667	35,665
April	31,467	36,927
May	31,460	36,924
June	31,459	36,909

QUALITY

	Quantity	Base Number	Contract	AT	Region	England
% of FP17s for the same patient ID Re-attending within 3 months - Children	369	4,008	9.2%	9.9%	11.5%	11.8%
% of FP17s for the same patient ID Re-attending within 3 months - Adults	2,085	12,519	16.7%	13.3%	15.2%	15.7%
% of FP17s for the same patient ID Re-attending between 3 & 9 months - Children	2,276	4,008	56.8%	61.0%	60.2%	58.9%
% of FP17s for the same patient ID Re-attending between 3 & 9 months - Adults	6,600	12,519	52.7%	54.9%	51.8%	50.8%
% of FP17s for Band 1 Urgent Courses	1,442	16,786	8.6%	7.4%	8.1%	9.1%
% of FP17s Relating to Free Repair or Replacements	513	16,786	3.1%	0.9%	0.8%	0.8%
% of FP17s Relating to Continuations	430	16,786	2.6%	1.0%	0.9%	0.9%
% of Patients satisfied with the dentistry they have received	6	7	N/A	93.7%	92.7%	92.5%
% of Patients satisfied with the time they had to wait for an appointment	7	7	N/A	89.7%	87.4%	87.0%

* This is based on patients treated on this contract for their most recent course of treatment.

Figures in italics indicate the base number of FP17s or Patient Questionnaire responses are less than 100. N/A is shown where the base number of responses is less than 10 during the period. % is calculated as Quantity/Base number*100

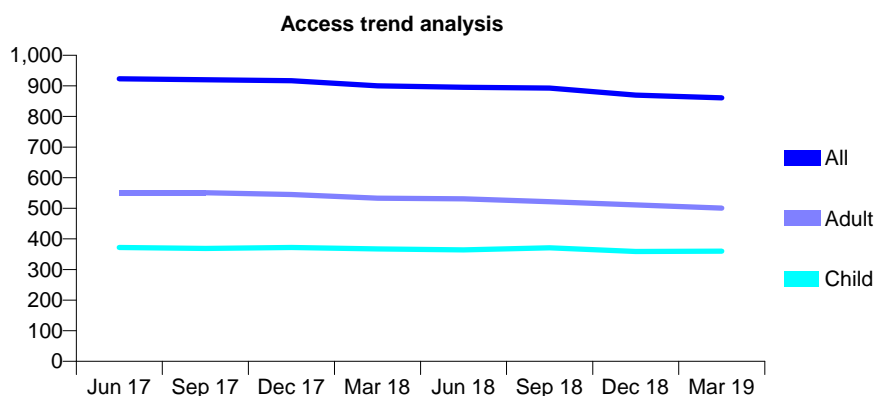
Q60 - Vital Signs At a Glance Contract Report for 144991/0001 - Year end March 2019

Name or company name	Sue Meredith / Aquil Rajabali
Contract type name	GDS Contract
Purpose of contract	General
Contract start date	01/04/2013
Contract end date	

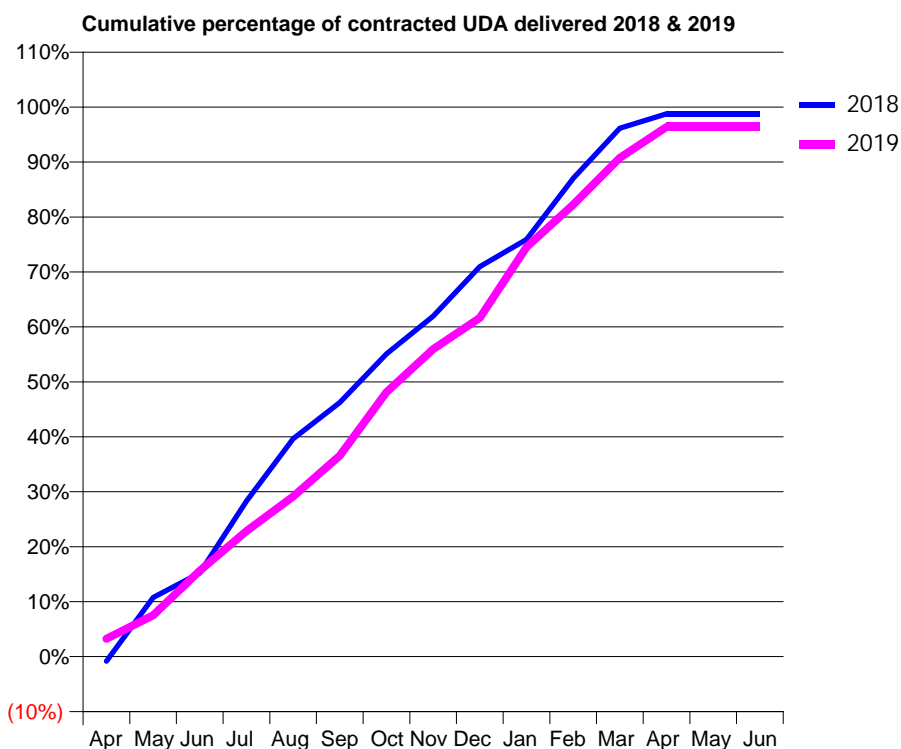
18/19 Contracted general activity (UDA)	2,731
Carry forward general activity (UDA)	33
18/19 Contracted orthodontic activity (UOA)	0
Carry forward orthodontic activity (UOA)	0
Baseline contract value	£64,122.66

ACCESS*

Patients seen in 24 months	Total	Change since previous quarter
Quarter ending March 2018	900	
Quarter ending June 2018	895	→
Quarter ending September 2018	893	→
Quarter ending December 2018	870	↓
Quarter ending March 2019	861	↓
Variance since March 2018	(4.3%)	↓



ACTIVITY



Month	Adjusted Scheduled Activity (UDA)	
	2018	2019
April	-23	88
May	294	206
June	416	427
July	773	624
August	1,083	795
September	1,263	998
October	1,505	1,315
November	1,692	1,529
December	1,938	1,683
January	2,073	2,035
February	2,377	2,246
March	2,625	2,479
April	2,698	2,632
May	2,698	2,632
June	2,698	2,632

QUALITY

	Quantity	Base Number	Contract	AT	Region	England
% of FP17s for the same patient ID Re-attending within 3 months - Children	47	531	8.9%	9.9%	11.5%	11.8%
% of FP17s for the same patient ID Re-attending within 3 months - Adults	53	579	9.2%	13.3%	15.2%	15.7%
% of FP17s for the same patient ID Re-attending between 3 & 9 months - Children	309	531	58.2%	61.0%	60.2%	58.9%
% of FP17s for the same patient ID Re-attending between 3 & 9 months - Adults	315	579	54.4%	54.9%	51.8%	50.8%
% of FP17s for Band 1 Urgent Courses	25	1,137	2.2%	7.4%	8.1%	9.1%
% of FP17s Relating to Free Repair or Replacements	1	1,137	0.1%	0.9%	0.8%	0.8%
% of FP17s Relating to Continuations	1	1,137	0.1%	1.0%	0.9%	0.9%
% of Patients satisfied with the dentistry they have received	1	1	N/A	93.7%	92.7%	92.5%
% of Patients satisfied with the time they had to wait for an appointment	1	1	N/A	89.7%	87.4%	87.0%

* This is based on patients treated on this contract for their most recent course of treatment. Figures in italics indicate the base number of FP17s or Patient Questionnaire responses are less than 100. N/A is shown where the base number of responses is less than 10 during the period. % is calculated as Quantity/Base number*100

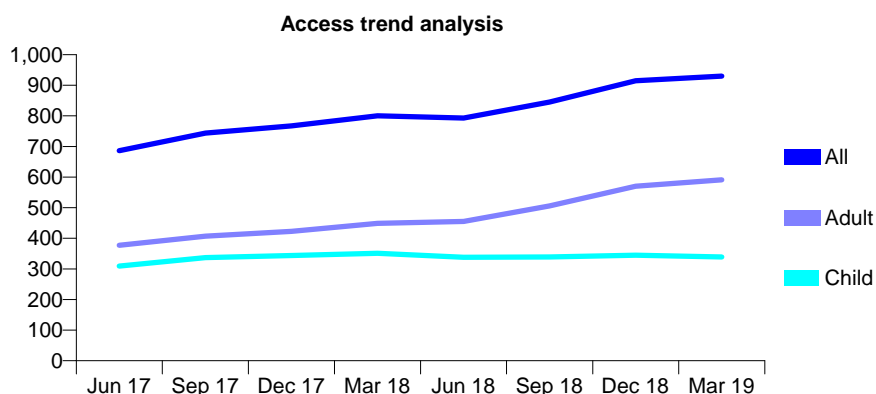
Q60 - Vital Signs At a Glance Contract Report for 145947/0001 - Year end March 2019

Name or company name	Mr A K R Jakhu
Contract type name	GDS Contract
Purpose of contract	General
Contract start date	08/01/2015
Contract end date	

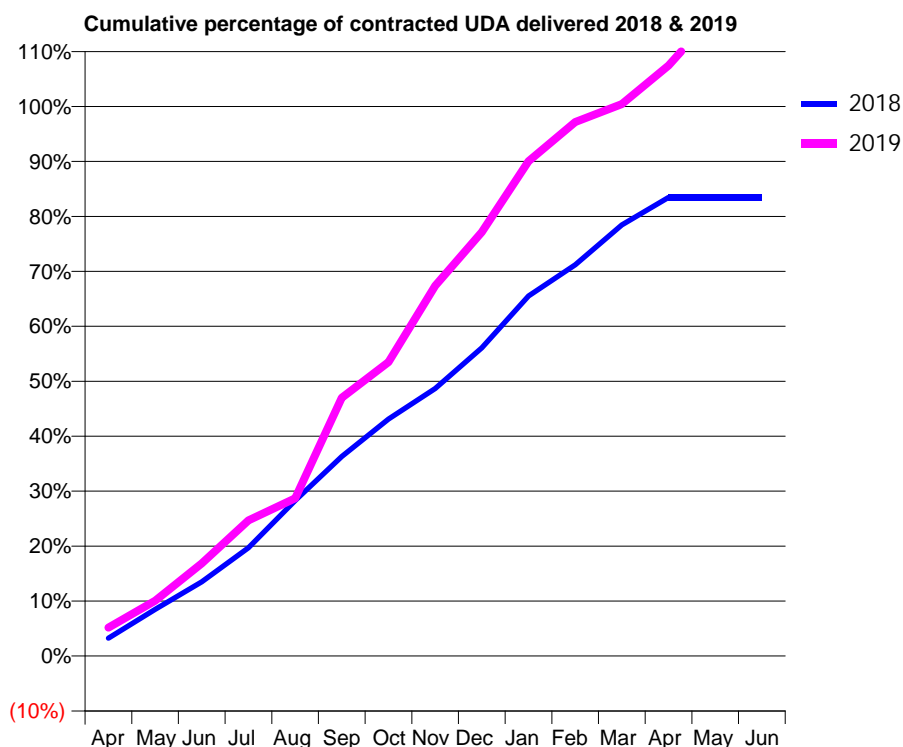
18/19 Contracted general activity (UDA)	2,058
Carry forward general activity (UDA)	0
18/19 Contracted orthodontic activity (UOA)	0
Carry forward orthodontic activity (UOA)	0
Baseline contract value	£47,074.10

ACCESS*

Patients seen in 24 months	Total	Change since previous quarter
Quarter ending March 2018	800	
Quarter ending June 2018	793	→
Quarter ending September 2018	845	↑
Quarter ending December 2018	915	↑
Quarter ending March 2019	930	→
Variance since March 2018	16.3%	↑



ACTIVITY



Month	Adjusted Scheduled Activity (UDA)	
	2018	2019
April	67	106
May	175	207
June	278	347
July	406	508
August	583	590
September	747	967
October	887	1,100
November	1,002	1,387
December	1,154	1,587
January	1,348	1,853
February	1,465	1,999
March	1,614	2,067
April	1,717	2,211
May	1,717	2,405
June	1,717	2,405

QUALITY

	Quantity	Base Number	Contract	AT	Region	England
% of FP17s for the same patient ID Re-attending within 3 months - Children	39	378	10.3%	9.9%	11.5%	11.8%
% of FP17s for the same patient ID Re-attending within 3 months - Adults	91	634	14.4%	13.3%	15.2%	15.7%
% of FP17s for the same patient ID Re-attending between 3 & 9 months - Children	170	378	45.0%	61.0%	60.2%	58.9%
% of FP17s for the same patient ID Re-attending between 3 & 9 months - Adults	212	634	33.4%	54.9%	51.8%	50.8%
% of FP17s for Band 1 Urgent Courses	101	1,130	8.9%	7.4%	8.1%	9.1%
% of FP17s Relating to Free Repair or Replacements	8	1,130	0.7%	0.9%	0.8%	0.8%
% of FP17s Relating to Continuations	3	1,130	0.3%	1.0%	0.9%	0.9%
% of Patients satisfied with the dentistry they have received	1	1	N/A	93.7%	92.7%	92.5%
% of Patients satisfied with the time they had to wait for an appointment	1	1	N/A	89.7%	87.4%	87.0%

* This is based on patients treated on this contract for their most recent course of treatment. Figures in italics indicate the base number of FP17s or Patient Questionnaire responses are less than 100. N/A is shown where the base number of responses is less than 10 during the period. % is calculated as Quantity/Base number*100

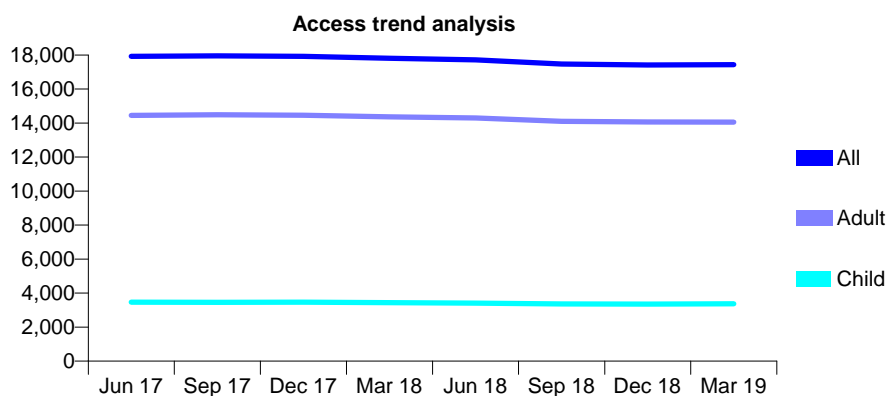
Q60 - Vital Signs At a Glance Contract Report for 148326/0001 - Year end March 2019

Name or company name	Bore Street Dental Practice Limited
Contract type name	GDS Contract
Purpose of contract	General
Contract start date	01/07/2014
Contract end date	

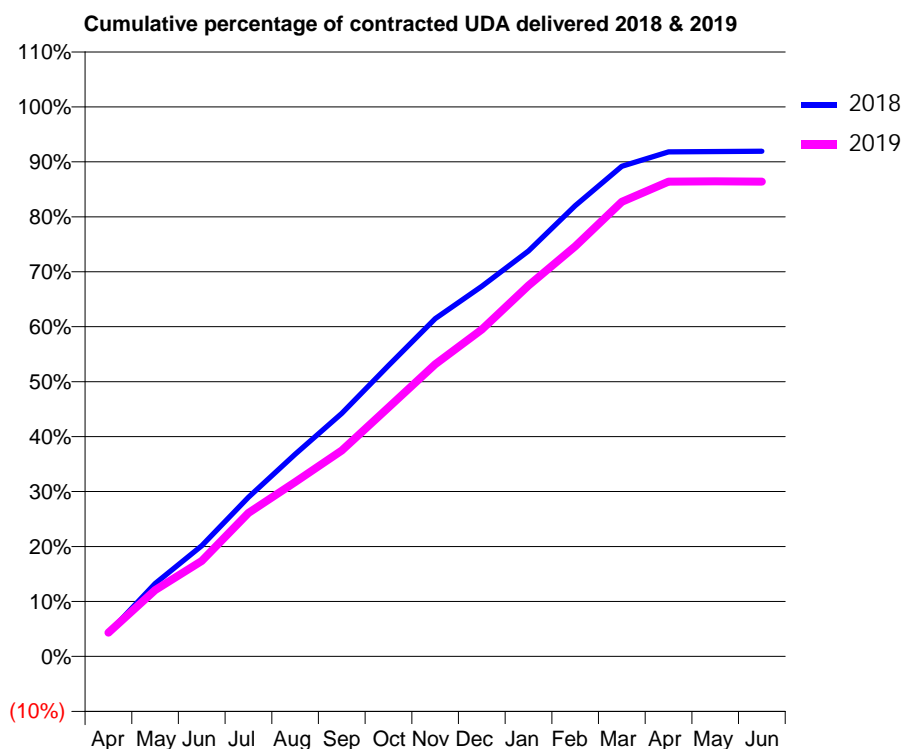
18/19 Contracted general activity (UDA)	49,250
Carry forward general activity (UDA)	0
18/19 Contracted orthodontic activity (UOA)	0
Carry forward orthodontic activity (UOA)	0
Baseline contract value	£1,147,168.48

ACCESS*

Patients seen in 24 months	Total	Change since previous quarter
Quarter ending March 2018	17,809	
Quarter ending June 2018	17,713	→
Quarter ending September 2018	17,468	↓
Quarter ending December 2018	17,416	→
Quarter ending March 2019	17,429	→
Variance since March 2018	(2.1%)	↓



ACTIVITY



Month	Adjusted Scheduled Activity (UDA)	
	2018	2019
April	2,106	2,130
May	6,526	5,944
June	9,916	8,565
July	14,262	12,858
August	18,122	15,628
September	21,783	18,442
October	26,074	22,308
November	30,265	26,179
December	33,174	29,297
January	36,334	33,238
February	40,398	36,755
March	43,933	40,732
April	45,222	42,553
May	45,248	42,579
June	45,269	42,556

QUALITY

	Quantity	Base Number	Contract	AT	Region	England
% of FP17s for the same patient ID Re-attending within 3 months - Children	209	5,067	4.1%	9.9%	11.5%	11.8%
% of FP17s for the same patient ID Re-attending within 3 months - Adults	2,415	20,399	11.8%	13.3%	15.2%	15.7%
% of FP17s for the same patient ID Re-attending between 3 & 9 months - Children	3,291	5,067	64.9%	61.0%	60.2%	58.9%
% of FP17s for the same patient ID Re-attending between 3 & 9 months - Adults	11,222	20,399	55.0%	54.9%	51.8%	50.8%
% of FP17s for Band 1 Urgent Courses	1,103	25,654	4.3%	7.4%	8.1%	9.1%
% of FP17s Relating to Free Repair or Replacements	285	25,654	1.1%	0.9%	0.8%	0.8%
% of FP17s Relating to Continuations	508	25,654	2.0%	1.0%	0.9%	0.9%
% of Patients satisfied with the dentistry they have received	12	13	92.3%	93.7%	92.7%	92.5%
% of Patients satisfied with the time they had to wait for an appointment	9	13	69.2%	89.7%	87.4%	87.0%

* This is based on patients treated on this contract for their most recent course of treatment.

Figures in italics indicate the base number of FP17s or Patient Questionnaire responses are less than 100. N/A is shown where the base number of responses is less than 10 during the period. % is calculated as Quantity/Base number*100

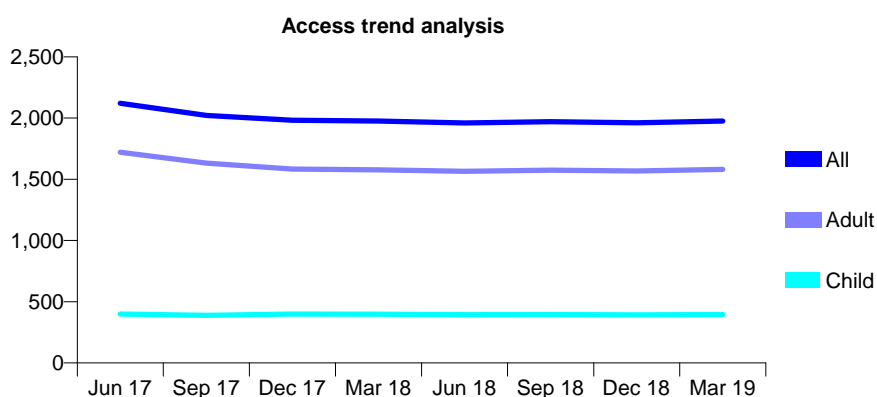
Q60 - Vital Signs At a Glance Contract Report for 148423/0001 - Year end March 2019

Name or company name	Kinver Dental and Implant Surgery
Contract type name	GDS Contract
Purpose of contract	General and Orthodontic
Contract start date	05/01/2015
Contract end date	

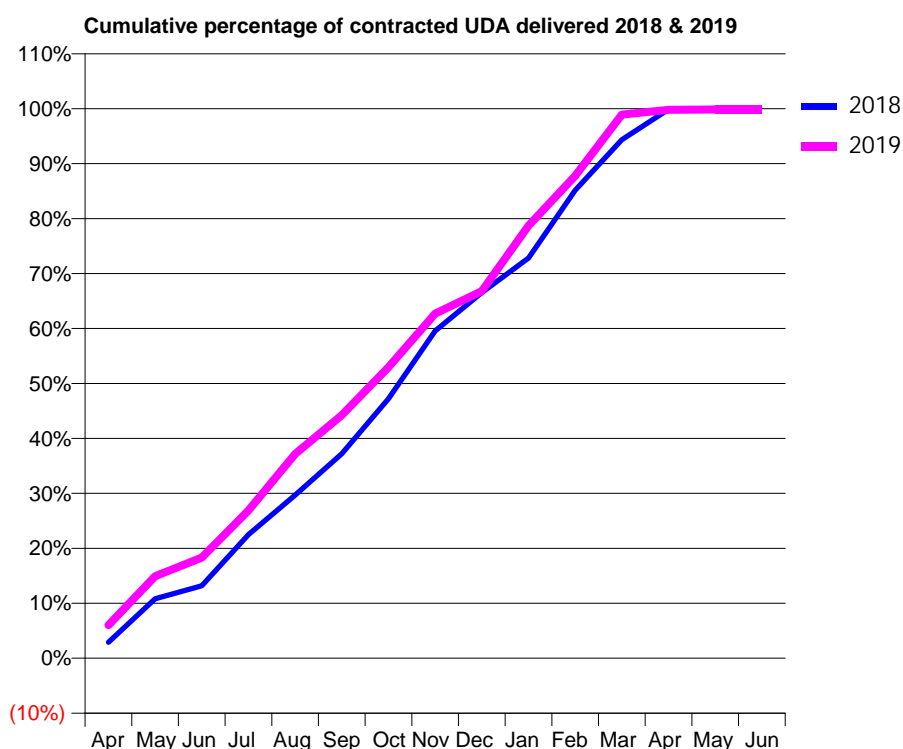
18/19 Contracted general activity (UDA)	7,076
Carry forward general activity (UDA)	5
18/19 Contracted orthodontic activity (UOA)	506
Carry forward orthodontic activity (UOA)	-8
Baseline contract value	£191,133.63

ACCESS*

Patients seen in 24 months	Total	Change since previous quarter
Quarter ending March 2018	1,975	
Quarter ending June 2018	1,960	→
Quarter ending September 2018	1,971	→
Quarter ending December 2018	1,961	→
Quarter ending March 2019	1,976	→
Variance since March 2018	0.1%	→



ACTIVITY



Month	Adjusted Scheduled Activity (UDA)	
	2018	2019
April	205	424
May	766	1,057
June	934	1,296
July	1,592	1,904
August	2,102	2,631
September	2,633	3,130
October	3,342	3,748
November	4,215	4,439
December	4,708	4,727
January	5,152	5,569
February	6,027	6,212
March	6,675	7,000
April	7,067	7,061
May	7,070	7,066
June	7,071	7,066

QUALITY

	Quantity	Base Number	Contract	AT	Region	England
% of FP17s for the same patient ID Re-attending within 3 months - Children	49	688	7.1%	9.9%	11.5%	11.8%
% of FP17s for the same patient ID Re-attending within 3 months - Adults	335	2,638	12.7%	13.3%	15.2%	15.7%
% of FP17s for the same patient ID Re-attending between 3 & 9 months - Children	459	688	66.7%	61.0%	60.2%	58.9%
% of FP17s for the same patient ID Re-attending between 3 & 9 months - Adults	1,756	2,638	66.6%	54.9%	51.8%	50.8%
% of FP17s for Band 1 Urgent Courses	149	3,160	4.7%	7.4%	8.1%	9.1%
% of FP17s Relating to Free Repair or Replacements	29	3,160	0.9%	0.9%	0.8%	0.8%
% of FP17s Relating to Continuations	34	3,160	1.1%	1.0%	0.9%	0.9%
% of Patients satisfied with the dentistry they have received	0	0	N/A	93.7%	92.7%	92.5%
% of Patients satisfied with the time they had to wait for an appointment	0	0	N/A	89.7%	87.4%	87.0%

* This is based on patients treated on this contract for their most recent course of treatment.

Figures in italics indicate the base number of FP17s or Patient Questionnaire responses are less than 100. N/A is shown where the base number of responses is less than 10 during the period. % is calculated as Quantity/Base number*100

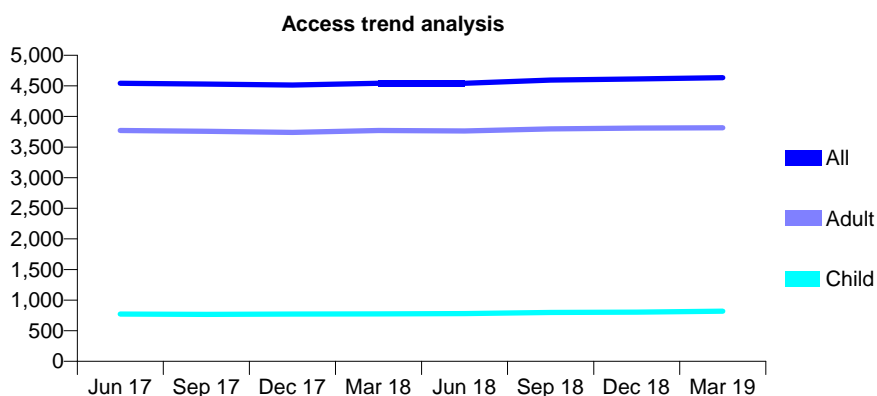
Q60 - Vital Signs At a Glance Contract Report for 148911/0001 - Year end March 2019

Name or company name	Bowlders House Dental Practice
Contract type name	GDS Contract
Purpose of contract	General
Contract start date	16/01/2015
Contract end date	

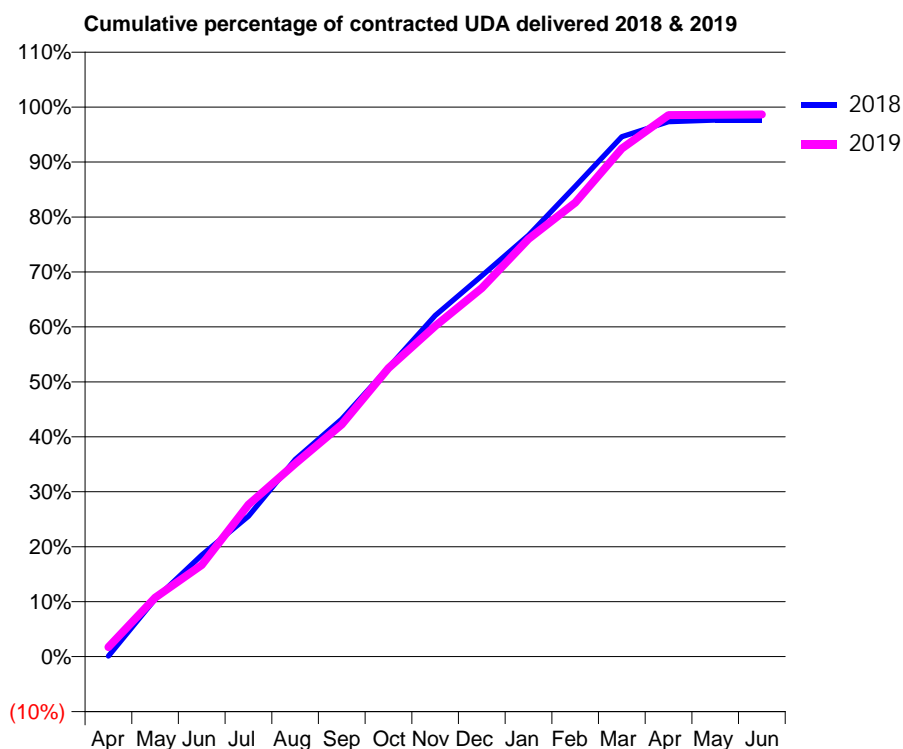
18/19 Contracted general activity (UDA)	13,360
Carry forward general activity (UDA)	315
18/19 Contracted orthodontic activity (UOA)	0
Carry forward orthodontic activity (UOA)	0
Baseline contract value	£315,469.84

ACCESS*

Patients seen in 24 months	Total	Change since previous quarter
Quarter ending March 2018	4,544	
Quarter ending June 2018	4,543	→
Quarter ending September 2018	4,596	→
Quarter ending December 2018	4,613	→
Quarter ending March 2019	4,636	→
Variance since March 2018	2.0%	↑



ACTIVITY



Month	Adjusted Scheduled Activity (UDA)	
	2018	2019
April	14	230
May	1,398	1,434
June	2,469	2,229
July	3,416	3,693
August	4,794	4,688
September	5,776	5,644
October	7,027	7,013
November	8,292	8,036
December	9,256	8,959
January	10,243	10,152
February	11,433	11,035
March	12,640	12,351
April	13,005	13,166
May	13,045	13,172
June	13,045	13,182

QUALITY

	Quantity	Base Number	Contract	AT	Region	England
% of FP17s for the same patient ID Re-attending within 3 months - Children	100	1,294	7.7%	9.9%	11.5%	11.8%
% of FP17s for the same patient ID Re-attending within 3 months - Adults	722	5,795	12.5%	13.3%	15.2%	15.7%
% of FP17s for the same patient ID Re-attending between 3 & 9 months - Children	798	1,294	61.7%	61.0%	60.2%	58.9%
% of FP17s for the same patient ID Re-attending between 3 & 9 months - Adults	3,517	5,795	60.7%	54.9%	51.8%	50.8%
% of FP17s for Band 1 Urgent Courses	694	7,263	9.6%	7.4%	8.1%	9.1%
% of FP17s Relating to Free Repair or Replacements	44	7,263	0.6%	0.9%	0.8%	0.8%
% of FP17s Relating to Continuations	39	7,263	0.5%	1.0%	0.9%	0.9%
% of Patients satisfied with the dentistry they have received	4	4	N/A	93.7%	92.7%	92.5%
% of Patients satisfied with the time they had to wait for an appointment	4	4	N/A	89.7%	87.4%	87.0%

* This is based on patients treated on this contract for their most recent course of treatment. Figures in italics indicate the base number of FP17s or Patient Questionnaire responses are less than 100. N/A is shown where the base number of responses is less than 10 during the period. % is calculated as Quantity/Base number*100

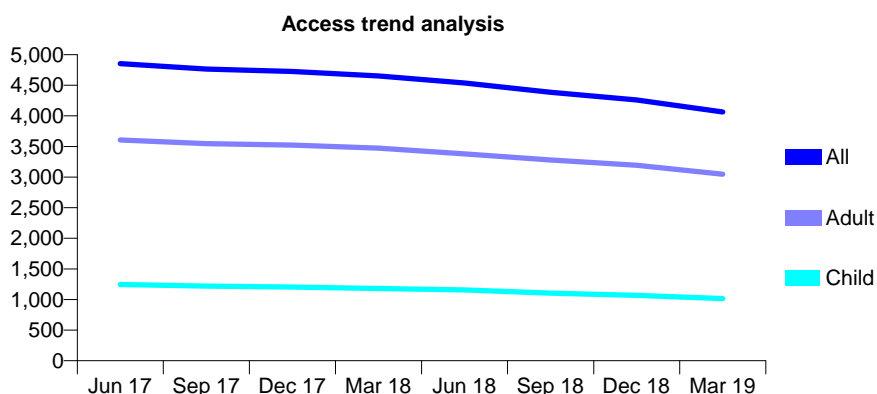
Q60 - Vital Signs At a Glance Contract Report for 149683/0001 - Year end March 2019

Name or company name	Avenue Road Partnership
Contract type name	GDS Contract
Purpose of contract	General
Contract start date	01/09/2014
Contract end date	

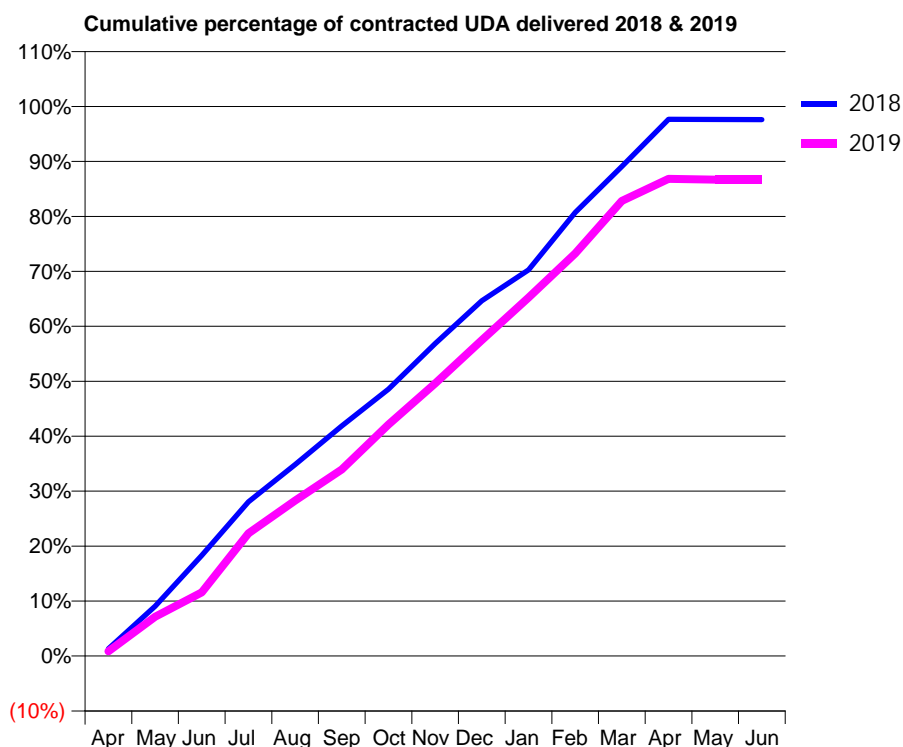
18/19 Contracted general activity (UDA)	13,790
Carry forward general activity (UDA)	331
18/19 Contracted orthodontic activity (UOA)	0
Carry forward orthodontic activity (UOA)	0
Baseline contract value	£403,398.10

ACCESS*

Patients seen in 24 months	Total	Change since previous quarter
Quarter ending March 2018	4,653	
Quarter ending June 2018	4,537	↓
Quarter ending September 2018	4,385	↓
Quarter ending December 2018	4,261	↓
Quarter ending March 2019	4,064	↓
Variance since March 2018	(12.7%)	↓



ACTIVITY



Month	Adjusted Scheduled Activity (UDA)	
	2018	2019
April	181	118
May	1,250	987
June	2,524	1,598
July	3,870	3,079
August	4,802	3,904
September	5,774	4,679
October	6,698	5,810
November	7,843	6,840
December	8,914	7,926
January	9,688	8,994
February	11,133	10,101
March	12,284	11,421
April	13,466	11,972
May	13,465	11,954
June	13,459	11,951

QUALITY

	Quantity	Base Number	Contract	AT	Region	England
% of FP17s for the same patient ID Re-attending within 3 months - Children	90	1,549	5.8%	9.9%	11.5%	11.8%
% of FP17s for the same patient ID Re-attending within 3 months - Adults	577	4,321	13.4%	13.3%	15.2%	15.7%
% of FP17s for the same patient ID Re-attending between 3 & 9 months - Children	978	1,549	63.1%	61.0%	60.2%	58.9%
% of FP17s for the same patient ID Re-attending between 3 & 9 months - Adults	2,575	4,321	59.6%	54.9%	51.8%	50.8%
% of FP17s for Band 1 Urgent Courses	420	5,759	7.3%	7.4%	8.1%	9.1%
% of FP17s Relating to Free Repair or Replacements	107	5,759	1.9%	0.9%	0.8%	0.8%
% of FP17s Relating to Continuations	10	5,759	0.2%	1.0%	0.9%	0.9%
% of Patients satisfied with the dentistry they have received	4	4	N/A	93.7%	92.7%	92.5%
% of Patients satisfied with the time they had to wait for an appointment	4	4	N/A	89.7%	87.4%	87.0%

* This is based on patients treated on this contract for their most recent course of treatment. Figures in italics indicate the base number of FP17s or Patient Questionnaire responses are less than 100. N/A is shown where the base number of responses is less than 10 during the period. % is calculated as Quantity/Base number*100

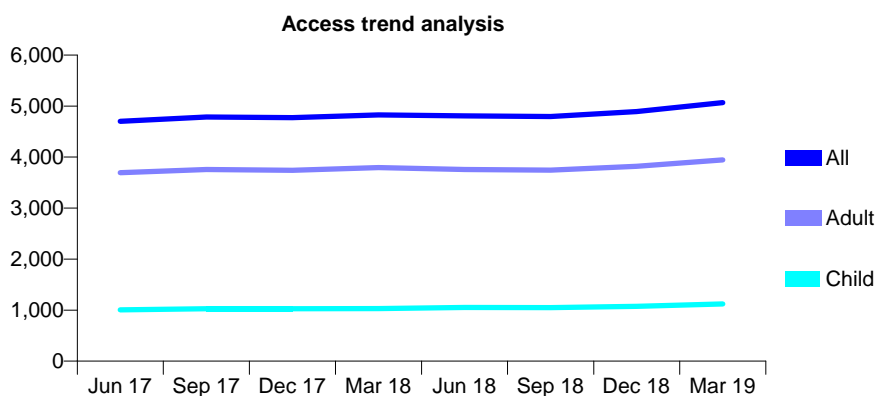
Q60 - Vital Signs At a Glance Contract Report for 152773/0001 - Year end March 2019

Name or company name	Pontesbury Dental Practice
Contract type name	GDS Contract
Purpose of contract	General
Contract start date	08/03/2012
Contract end date	

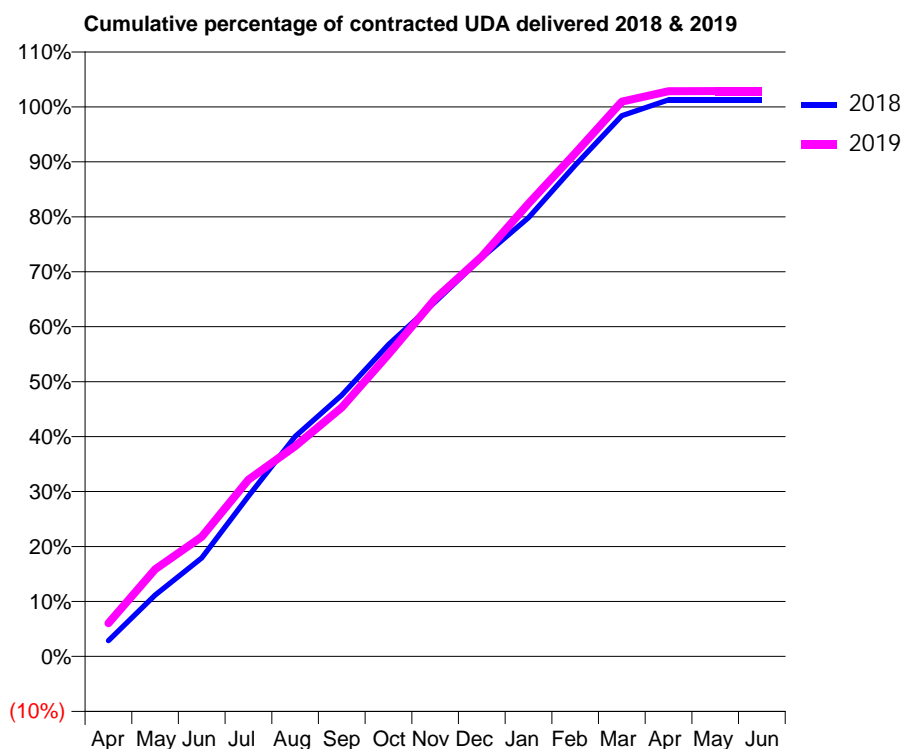
18/19 Contracted general activity (UDA)	14,142
Carry forward general activity (UDA)	-167
18/19 Contracted orthodontic activity (UOA)	0
Carry forward orthodontic activity (UOA)	0
Baseline contract value	£390,451.68

ACCESS*

Patients seen in 24 months	Total	Change since previous quarter
Quarter ending March 2018	4,827	
Quarter ending June 2018	4,810	→
Quarter ending September 2018	4,795	→
Quarter ending December 2018	4,894	↑
Quarter ending March 2019	5,068	↑
Variance since March 2018	5.0%	↑



ACTIVITY



Month	Adjusted Scheduled Activity (UDA)	
	2018	2019
April	378	856
May	1,469	2,244
June	2,357	3,081
July	3,833	4,551
August	5,260	5,410
September	6,248	6,405
October	7,457	7,775
November	8,478	9,202
December	9,536	10,290
January	10,492	11,654
February	11,747	12,951
March	12,931	14,275
April	13,310	14,542
May	13,308	14,548
June	13,309	14,548

QUALITY

	Quantity	Base Number	Contract	AT	Region	England
% of FP17s for the same patient ID Re-attending within 3 months - Children	84	1,663	5.1%	9.9%	11.5%	11.8%
% of FP17s for the same patient ID Re-attending within 3 months - Adults	596	5,819	10.2%	13.3%	15.2%	15.7%
% of FP17s for the same patient ID Re-attending between 3 & 9 months - Children	1,064	1,663	64.0%	61.0%	60.2%	58.9%
% of FP17s for the same patient ID Re-attending between 3 & 9 months - Adults	3,375	5,819	58.0%	54.9%	51.8%	50.8%
% of FP17s for Band 1 Urgent Courses	482	7,482	6.4%	7.4%	8.1%	9.1%
% of FP17s Relating to Free Repair or Replacements	34	7,482	0.5%	0.9%	0.8%	0.8%
% of FP17s Relating to Continuations	72	7,482	1.0%	1.0%	0.9%	0.9%
% of Patients satisfied with the dentistry they have received	4	4	N/A	93.7%	92.7%	92.5%
% of Patients satisfied with the time they had to wait for an appointment	3	4	N/A	89.7%	87.4%	87.0%

* This is based on patients treated on this contract for their most recent course of treatment. Figures in italics indicate the base number of FP17s or Patient Questionnaire responses are less than 100. N/A is shown where the base number of responses is less than 10 during the period. % is calculated as Quantity/Base number*100

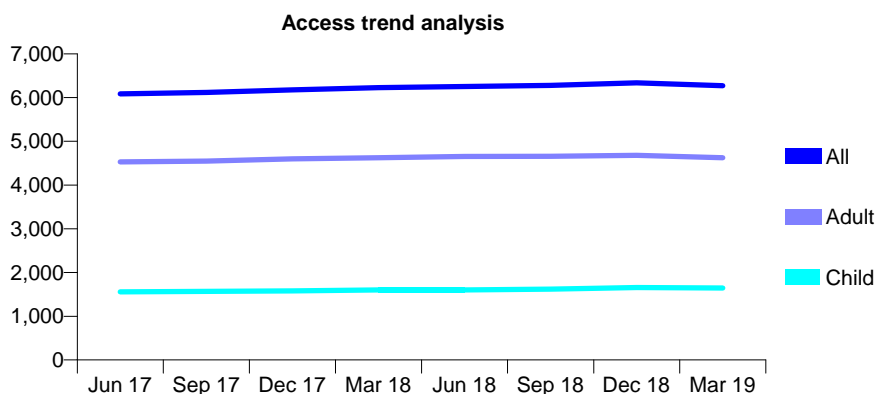
Q60 - Vital Signs At a Glance Contract Report for 153842/0001 - Year end March 2019

Name or company name	P Najran Limited
Contract type name	GDS Contract
Purpose of contract	General
Contract start date	01/07/2014
Contract end date	

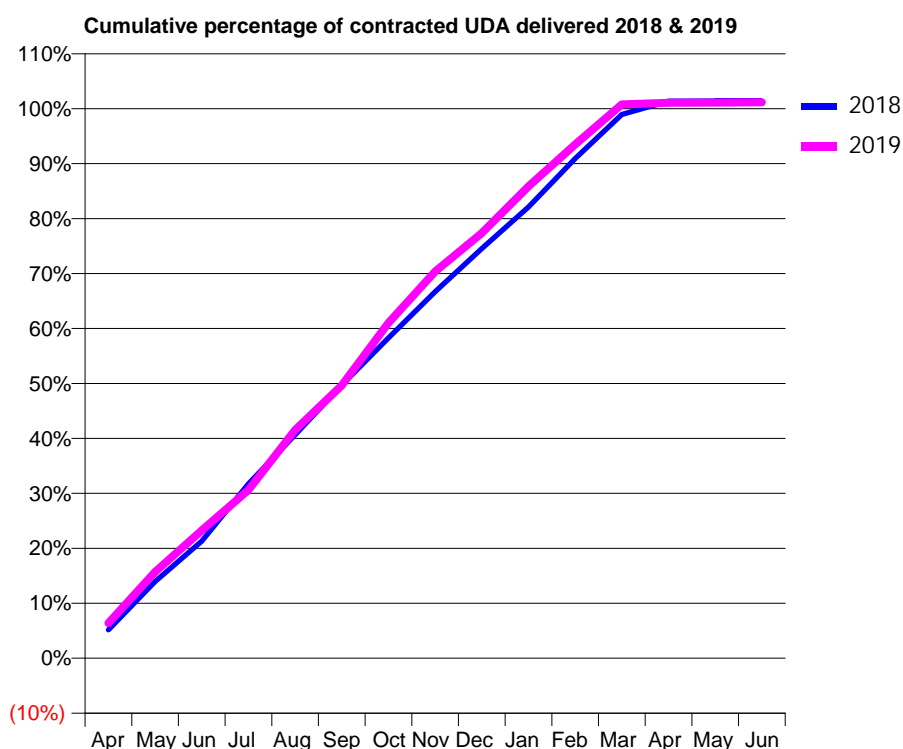
18/19 Contracted general activity (UDA)	19,157
Carry forward general activity (UDA)	-263
18/19 Contracted orthodontic activity (UOA)	0
Carry forward orthodontic activity (UOA)	0
Baseline contract value	£466,462.31

ACCESS*

Patients seen in 24 months	Total	Change since previous quarter
Quarter ending March 2018	6,228	
Quarter ending June 2018	6,254	→
Quarter ending September 2018	6,278	→
Quarter ending December 2018	6,338	→
Quarter ending March 2019	6,273	↓
Variance since March 2018	0.7%	→



ACTIVITY



Month	Adjusted Scheduled Activity (UDA)	
	2018	2019
April	992	1,227
May	2,675	3,012
June	4,080	4,458
July	6,077	5,867
August	7,792	7,961
September	9,519	9,507
October	11,166	11,689
November	12,779	13,483
December	14,279	14,818
January	15,727	16,451
February	17,421	17,910
March	18,955	19,304
April	19,415	19,362
May	19,419	19,368
June	19,420	19,380

QUALITY

	Quantity	Base Number	Contract	AT	Region	England
% of FP17s for the same patient ID Re-attending within 3 months - Children	461	3,103	14.9%	9.9%	11.5%	11.8%
% of FP17s for the same patient ID Re-attending within 3 months - Adults	790	6,431	12.3%	13.3%	15.2%	15.7%
% of FP17s for the same patient ID Re-attending between 3 & 9 months - Children	1,932	3,103	62.3%	61.0%	60.2%	58.9%
% of FP17s for the same patient ID Re-attending between 3 & 9 months - Adults	3,733	6,431	58.0%	54.9%	51.8%	50.8%
% of FP17s for Band 1 Urgent Courses	411	9,299	4.4%	7.4%	8.1%	9.1%
% of FP17s Relating to Free Repair or Replacements	137	9,299	1.5%	0.9%	0.8%	0.8%
% of FP17s Relating to Continuations	127	9,299	1.4%	1.0%	0.9%	0.9%
% of Patients satisfied with the dentistry they have received	2	2	N/A	93.7%	92.7%	92.5%
% of Patients satisfied with the time they had to wait for an appointment	2	2	N/A	89.7%	87.4%	87.0%

* This is based on patients treated on this contract for their most recent course of treatment.

Figures in italics indicate the base number of FP17s or Patient Questionnaire responses are less than 100. N/A is shown where the base number of responses is less than 10 during the period. % is calculated as Quantity/Base number*100

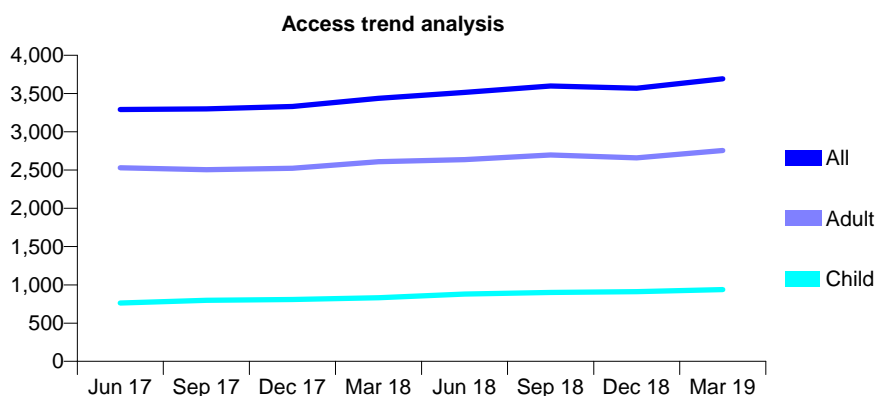
Q60 - Vital Signs At a Glance Contract Report for 154490/0001 - Year end March 2019

Name or company name	Drs Handa and Handa
Contract type name	GDS Contract
Purpose of contract	General
Contract start date	01/08/2013
Contract end date	

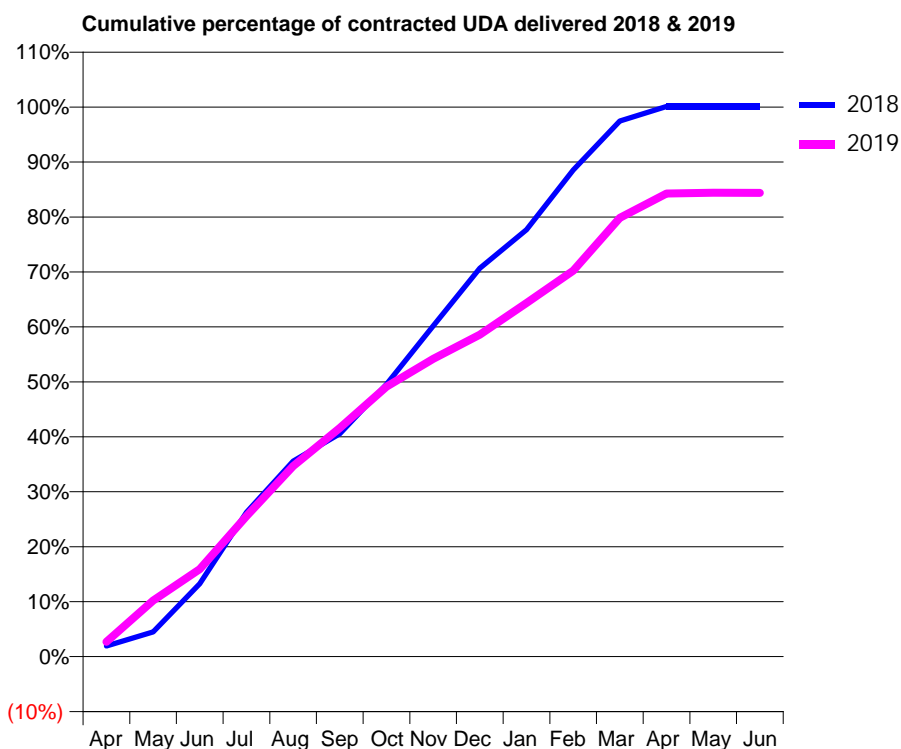
18/19 Contracted general activity (UDA)	9,506
Carry forward general activity (UDA)	-8
18/19 Contracted orthodontic activity (UOA)	0
Carry forward orthodontic activity (UOA)	0
Baseline contract value	£201,930.31

ACCESS*

Patients seen in 24 months	Total	Change since previous quarter
Quarter ending March 2018	3,438	
Quarter ending June 2018	3,515	↑
Quarter ending September 2018	3,598	↑
Quarter ending December 2018	3,569	→
Quarter ending March 2019	3,693	↑
Variance since March 2018	7.4%	↑



ACTIVITY



Month	Adjusted Scheduled Activity (UDA)	
	2018	2019
April	137	258
May	316	970
June	930	1,514
July	1,838	2,430
August	2,491	3,295
September	2,841	3,955
October	3,470	4,671
November	4,217	5,151
December	4,952	5,569
January	5,444	6,118
February	6,204	6,674
March	6,828	7,589
April	7,014	8,011
May	7,014	8,024
June	7,014	8,023

QUALITY

	Quantity	Base Number	Contract	AT	Region	England
% of FP17s for the same patient ID Re-attending within 3 months - Children	61	1,346	4.5%	9.9%	11.5%	11.8%
% of FP17s for the same patient ID Re-attending within 3 months - Adults	413	3,750	11.0%	13.3%	15.2%	15.7%
% of FP17s for the same patient ID Re-attending between 3 & 9 months - Children	783	1,346	58.2%	61.0%	60.2%	58.9%
% of FP17s for the same patient ID Re-attending between 3 & 9 months - Adults	2,148	3,750	57.3%	54.9%	51.8%	50.8%
% of FP17s for Band 1 Urgent Courses	140	4,604	3.0%	7.4%	8.1%	9.1%
% of FP17s Relating to Free Repair or Replacements	47	4,604	1.0%	0.9%	0.8%	0.8%
% of FP17s Relating to Continuations	61	4,604	1.3%	1.0%	0.9%	0.9%
% of Patients satisfied with the dentistry they have received	3	3	N/A	93.7%	92.7%	92.5%
% of Patients satisfied with the time they had to wait for an appointment	3	3	N/A	89.7%	87.4%	87.0%

* This is based on patients treated on this contract for their most recent course of treatment. Figures in italics indicate the base number of FP17s or Patient Questionnaire responses are less than 100. N/A is shown where the base number of responses is less than 10 during the period. % is calculated as Quantity/Base number*100

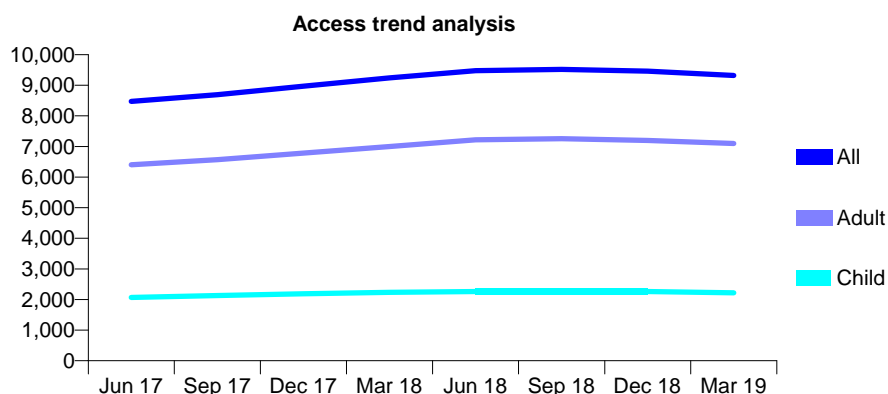
Q60 - Vital Signs At a Glance Contract Report for 157147/0001 - Year end March 2019

Name or company name	Stop the Clock Dental Care Ltd
Contract type name	GDS Contract
Purpose of contract	General
Contract start date	01/02/2010
Contract end date	

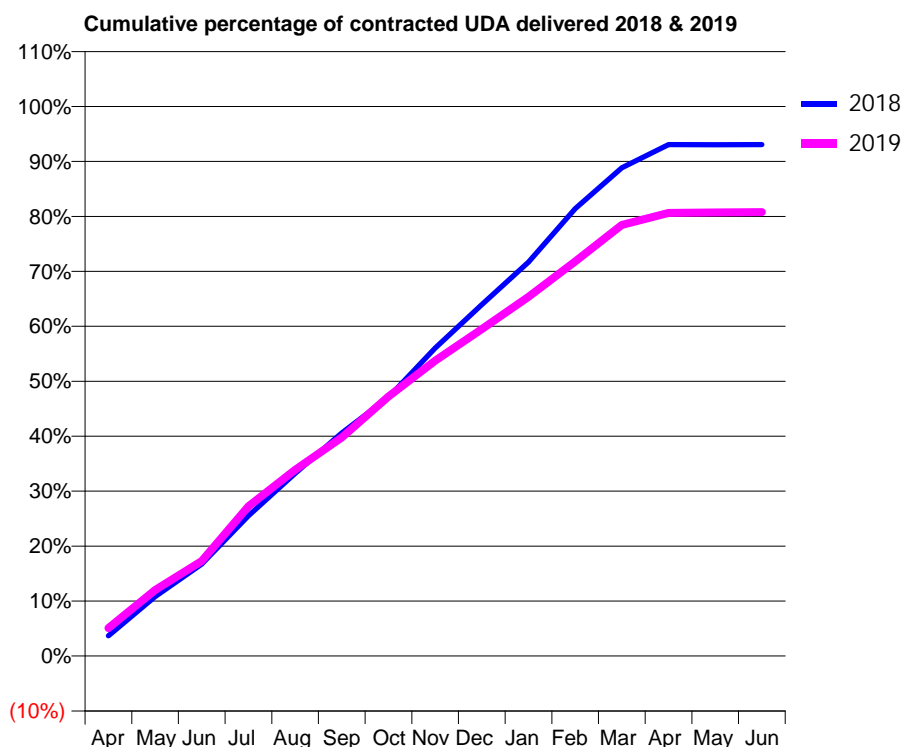
18/19 Contracted general activity (UDA)	29,570
Carry forward general activity (UDA)	0
18/19 Contracted orthodontic activity (UOA)	0
Carry forward orthodontic activity (UOA)	0
Baseline contract value	£740,361.10

ACCESS*

Patients seen in 24 months	Total	Change since previous quarter
Quarter ending March 2018	9,238	
Quarter ending June 2018	9,481	↑
Quarter ending September 2018	9,518	→
Quarter ending December 2018	9,460	→
Quarter ending March 2019	9,317	↓
Variance since March 2018	0.9%	→



ACTIVITY



Month	Adjusted Scheduled Activity (UDA)	
	2018	2019
April	1,087	1,500
May	3,195	3,553
June	4,950	5,111
July	7,556	8,054
August	9,825	10,020
September	12,003	11,755
October	13,915	13,957
November	16,575	15,887
December	18,902	17,595
January	21,203	19,327
February	24,069	21,233
March	26,269	23,198
April	27,517	23,843
May	27,507	23,873
June	27,514	23,881

QUALITY

	Quantity	Base Number	Contract	AT	Region	England
% of FP17s for the same patient ID Re-attending within 3 months - Children	239	3,768	6.3%	9.9%	11.5%	11.8%
% of FP17s for the same patient ID Re-attending within 3 months - Adults	1,550	11,608	13.4%	13.3%	15.2%	15.7%
% of FP17s for the same patient ID Re-attending between 3 & 9 months - Children	2,839	3,768	75.3%	61.0%	60.2%	58.9%
% of FP17s for the same patient ID Re-attending between 3 & 9 months - Adults	7,981	11,608	68.8%	54.9%	51.8%	50.8%
% of FP17s for Band 1 Urgent Courses	942	15,102	6.2%	7.4%	8.1%	9.1%
% of FP17s Relating to Free Repair or Replacements	332	15,102	2.2%	0.9%	0.8%	0.8%
% of FP17s Relating to Continuations	188	15,102	1.2%	1.0%	0.9%	0.9%
% of Patients satisfied with the dentistry they have received	7	7	N/A	93.7%	92.7%	92.5%
% of Patients satisfied with the time they had to wait for an appointment	7	7	N/A	89.7%	87.4%	87.0%

* This is based on patients treated on this contract for their most recent course of treatment. Figures in italics indicate the base number of FP17s or Patient Questionnaire responses are less than 100. N/A is shown where the base number of responses is less than 10 during the period. % is calculated as Quantity/Base number*100

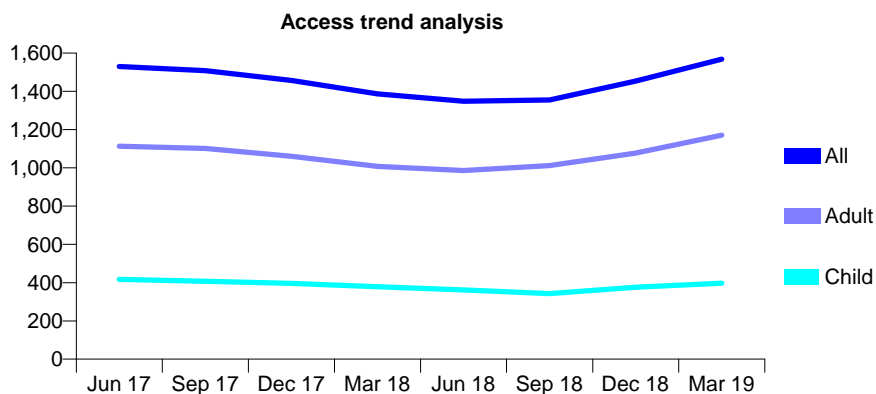
Q60 - Vital Signs At a Glance Contract Report for 159263/0002 - Year end March 2019

Name or company name	Broseley Dental Practice Ltd
Contract type name	GDS Contract
Purpose of contract	General
Contract start date	01/07/2009
Contract end date	

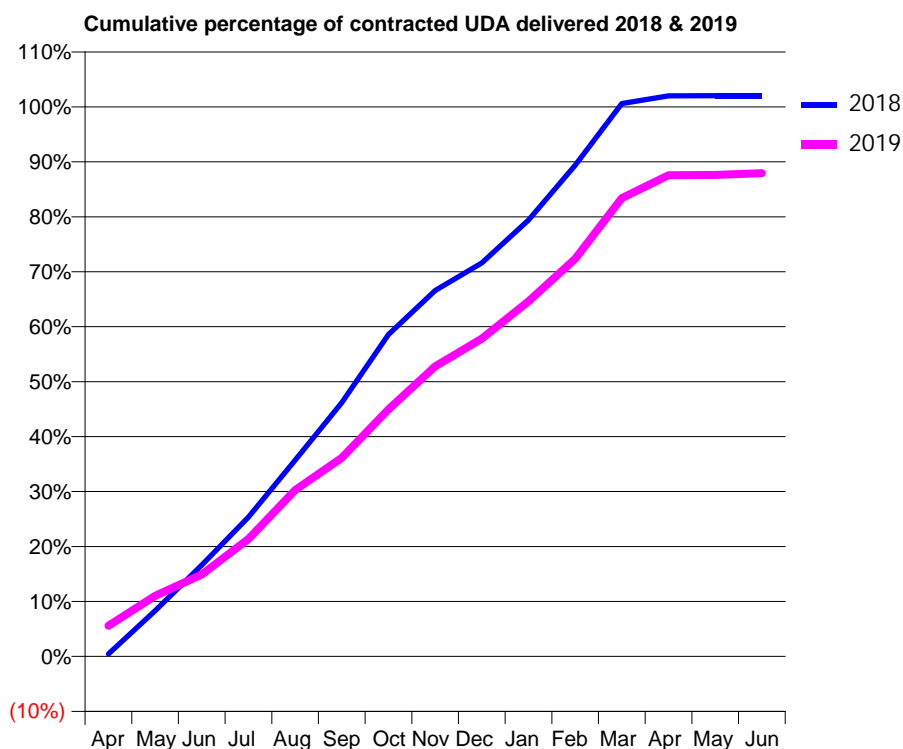
18/19 Contracted general activity (UDA)	6,819
Carry forward general activity (UDA)	-112
18/19 Contracted orthodontic activity (UOA)	0
Carry forward orthodontic activity (UOA)	0
Baseline contract value	£182,689.63

ACCESS*

Patients seen in 24 months	Total	Change since previous quarter
Quarter ending March 2018	1,386	
Quarter ending June 2018	1,348	↓
Quarter ending September 2018	1,355	→
Quarter ending December 2018	1,453	↑
Quarter ending March 2019	1,568	↑
Variance since March 2018	13.1%	↑



ACTIVITY



Month	Adjusted Scheduled Activity (UDA)	
	2018	2019
April	25	379
May	467	753
June	934	1,016
July	1,425	1,457
August	2,008	2,064
September	2,594	2,464
October	3,291	3,065
November	3,742	3,599
December	4,024	3,942
January	4,461	4,406
February	5,023	4,934
March	5,653	5,686
April	5,732	5,971
May	5,733	5,974
June	5,733	5,996

QUALITY

	Quantity	Base Number	Contract	AT	Region	England
% of FP17s for the same patient ID Re-attending within 3 months - Children	78	662	11.8%	9.9%	11.5%	11.8%
% of FP17s for the same patient ID Re-attending within 3 months - Adults	174	1,548	11.2%	13.3%	15.2%	15.7%
% of FP17s for the same patient ID Re-attending between 3 & 9 months - Children	384	662	58.0%	61.0%	60.2%	58.9%
% of FP17s for the same patient ID Re-attending between 3 & 9 months - Adults	831	1,548	53.7%	54.9%	51.8%	50.8%
% of FP17s for Band 1 Urgent Courses	152	2,277	6.7%	7.4%	8.1%	9.1%
% of FP17s Relating to Free Repair or Replacements	18	2,277	0.8%	0.9%	0.8%	0.8%
% of FP17s Relating to Continuations	7	2,277	0.3%	1.0%	0.9%	0.9%
% of Patients satisfied with the dentistry they have received	1	1	N/A	93.7%	92.7%	92.5%
% of Patients satisfied with the time they had to wait for an appointment	1	1	N/A	89.7%	87.4%	87.0%

* This is based on patients treated on this contract for their most recent course of treatment. Figures in italics indicate the base number of FP17s or Patient Questionnaire responses are less than 100. N/A is shown where the base number of responses is less than 10 during the period. % is calculated as Quantity/Base number*100

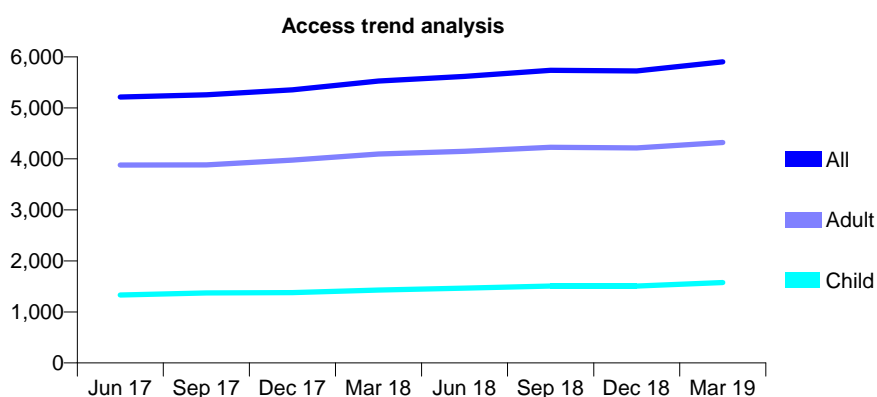
Q60 - Vital Signs At a Glance Contract Report for 159441/0001 - Year end March 2019

Name or company name	DentalPerfection@Branston
Contract type name	GDS Contract
Purpose of contract	General
Contract start date	28/01/2011
Contract end date	

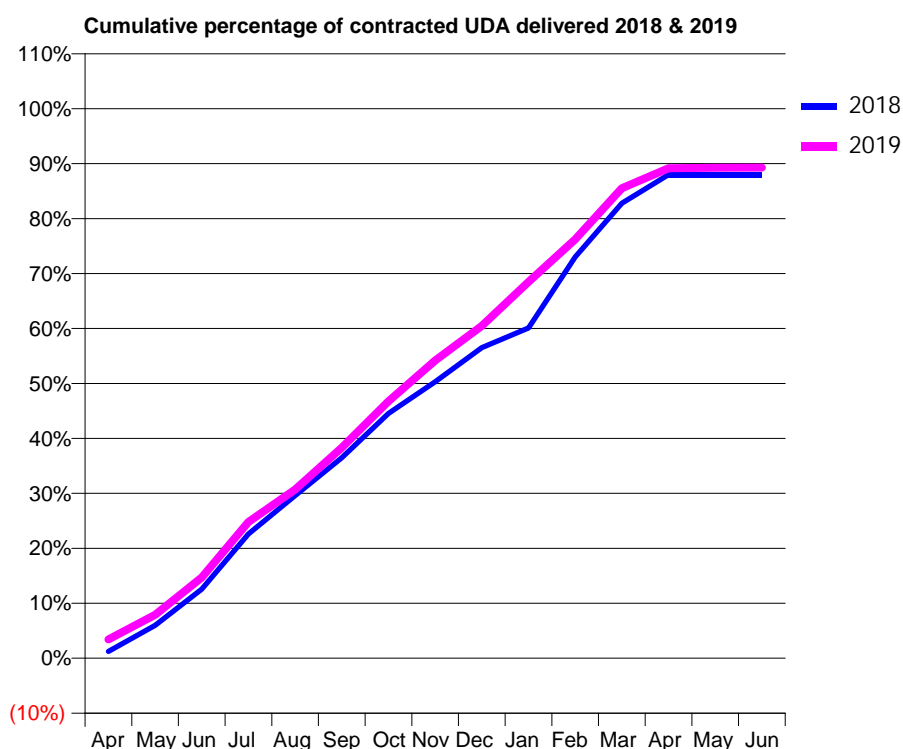
18/19 Contracted general activity (UDA)	15,786
Carry forward general activity (UDA)	0
18/19 Contracted orthodontic activity (UOA)	0
Carry forward orthodontic activity (UOA)	0
Baseline contract value	£375,743.63

ACCESS*

Patients seen in 24 months	Total	Change since previous quarter
Quarter ending March 2018	5,526	
Quarter ending June 2018	5,616	→
Quarter ending September 2018	5,736	↑
Quarter ending December 2018	5,723	→
Quarter ending March 2019	5,903	↑
Variance since March 2018	6.8%	↑



ACTIVITY



Adjusted Scheduled Activity (UDA)		
Month	2018	2019
April	199	543
May	946	1,246
June	1,982	2,320
July	3,567	3,911
August	4,671	4,846
September	5,759	6,048
October	7,032	7,380
November	7,943	8,552
December	8,922	9,548
January	9,489	10,811
February	11,530	12,036
March	13,067	13,502
April	13,892	14,075
May	13,892	14,089
June	13,893	14,092

QUALITY

	Quantity	Base Number	Contract	AT	Region	England
% of FP17s for the same patient ID Re-attending within 3 months - Children	118	2,044	5.8%	9.9%	11.5%	11.8%
% of FP17s for the same patient ID Re-attending within 3 months - Adults	542	5,175	10.5%	13.3%	15.2%	15.7%
% of FP17s for the same patient ID Re-attending between 3 & 9 months - Children	1,134	2,044	55.5%	61.0%	60.2%	58.9%
% of FP17s for the same patient ID Re-attending between 3 & 9 months - Adults	2,483	5,175	48.0%	54.9%	51.8%	50.8%
% of FP17s for Band 1 Urgent Courses	457	7,237	6.3%	7.4%	8.1%	9.1%
% of FP17s Relating to Free Repair or Replacements	44	7,237	0.6%	0.9%	0.8%	0.8%
% of FP17s Relating to Continuations	97	7,237	1.3%	1.0%	0.9%	0.9%
% of Patients satisfied with the dentistry they have received	3	5	N/A	93.7%	92.7%	92.5%
% of Patients satisfied with the time they had to wait for an appointment	3	5	N/A	89.7%	87.4%	87.0%

* This is based on patients treated on this contract for their most recent course of treatment.

Figures in italics indicate the base number of FP17s or Patient Questionnaire responses are less than 100. N/A is shown where the base number of responses is less than 10 during the period. % is calculated as Quantity/Base number*100

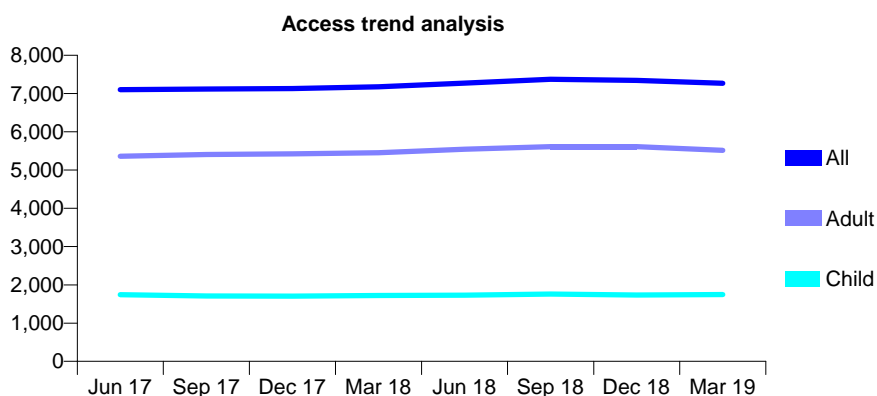
Q60 - Vital Signs At a Glance Contract Report for 161799/0001 - Year end March 2019

Name or company name	Lyme Dental Practice
Contract type name	GDS Contract
Purpose of contract	General
Contract start date	21/10/2013
Contract end date	

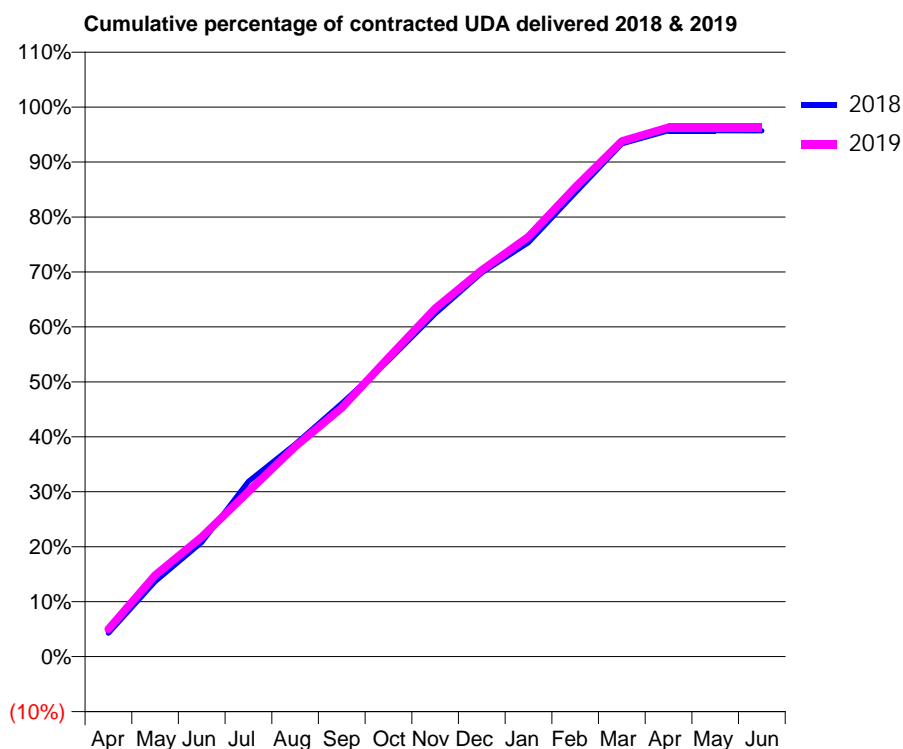
18/19 Contracted general activity (UDA)	19,000
Carry forward general activity (UDA)	0
18/19 Contracted orthodontic activity (UOA)	0
Carry forward orthodontic activity (UOA)	0
Baseline contract value	£442,295.90

ACCESS*

Patients seen in 24 months	Total	Change since previous quarter
Quarter ending March 2018	7,174	
Quarter ending June 2018	7,272	→
Quarter ending September 2018	7,370	→
Quarter ending December 2018	7,344	→
Quarter ending March 2019	7,267	↓
Variance since March 2018	1.3%	→



ACTIVITY



Month	Adjusted Scheduled Activity (UDA)	
	2018	2019
April	813	953
May	2,599	2,815
June	3,956	4,140
July	6,056	5,711
August	7,349	7,264
September	8,759	8,603
October	10,236	10,333
November	11,856	12,038
December	13,273	13,359
January	14,320	14,515
February	16,032	16,227
March	17,729	17,820
April	18,184	18,292
May	18,181	18,292
June	18,180	18,292

QUALITY

	Quantity	Base Number	Contract	AT	Region	England
% of FP17s for the same patient ID Re-attending within 3 months - Children	166	2,591	6.4%	9.9%	11.5%	11.8%
% of FP17s for the same patient ID Re-attending within 3 months - Adults	728	7,334	9.9%	13.3%	15.2%	15.7%
% of FP17s for the same patient ID Re-attending between 3 & 9 months - Children	1,581	2,591	61.0%	61.0%	60.2%	58.9%
% of FP17s for the same patient ID Re-attending between 3 & 9 months - Adults	4,264	7,334	58.1%	54.9%	51.8%	50.8%
% of FP17s for Band 1 Urgent Courses	579	9,961	5.8%	7.4%	8.1%	9.1%
% of FP17s Relating to Free Repair or Replacements	52	9,961	0.5%	0.9%	0.8%	0.8%
% of FP17s Relating to Continuations	102	9,961	1.0%	1.0%	0.9%	0.9%
% of Patients satisfied with the dentistry they have received	4	5	N/A	93.7%	92.7%	92.5%
% of Patients satisfied with the time they had to wait for an appointment	3	5	N/A	89.7%	87.4%	87.0%

* This is based on patients treated on this contract for their most recent course of treatment. Figures in italics indicate the base number of FP17s or Patient Questionnaire responses are less than 100. N/A is shown where the base number of responses is less than 10 during the period. % is calculated as Quantity/Base number*100

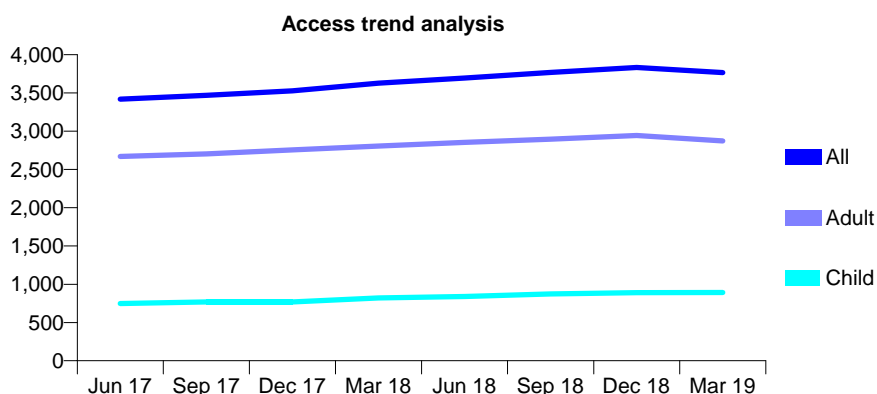
Q60 - Vital Signs At a Glance Contract Report for 162094/0001 - Year end March 2019

Name or company name	The Dental Surgery
Contract type name	GDS Contract
Purpose of contract	General
Contract start date	01/10/2009
Contract end date	

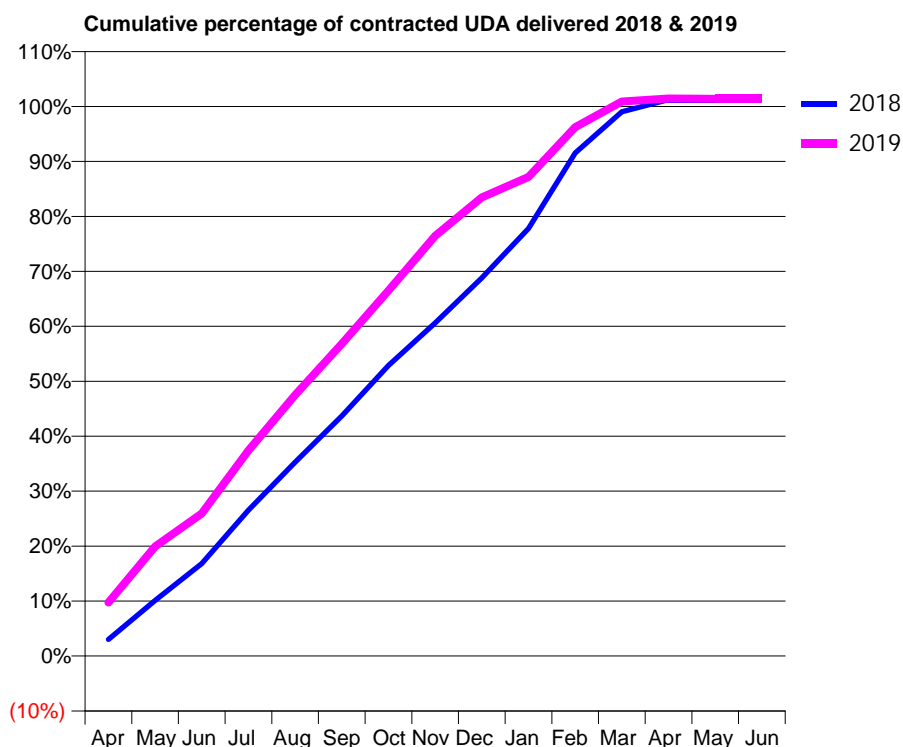
18/19 Contracted general activity (UDA)	10,964
Carry forward general activity (UDA)	-136
18/19 Contracted orthodontic activity (UOA)	0
Carry forward orthodontic activity (UOA)	0
Baseline contract value	£189,599.12

ACCESS*

Patients seen in 24 months	Total	Change since previous quarter
Quarter ending March 2018	3,628	
Quarter ending June 2018	3,694	→
Quarter ending September 2018	3,768	↑
Quarter ending December 2018	3,832	→
Quarter ending March 2019	3,765	↓
Variance since March 2018	3.8%	↑



ACTIVITY



Month	Adjusted Scheduled Activity (UDA)	
	2018	2019
April	332	1,068
May	1,111	2,185
June	1,845	2,843
July	2,910	4,100
August	3,868	5,211
September	4,787	6,227
October	5,795	7,291
November	6,648	8,381
December	7,543	9,149
January	8,531	9,559
February	10,037	10,550
March	10,857	11,062
April	11,099	11,122
May	11,100	11,115
June	11,100	11,115

QUALITY

	Quantity	Base Number	Contract	AT	Region	England
% of FP17s for the same patient ID Re-attending within 3 months - Children	17	945	1.8%	9.9%	11.5%	11.8%
% of FP17s for the same patient ID Re-attending within 3 months - Adults	176	3,016	5.8%	13.3%	15.2%	15.7%
% of FP17s for the same patient ID Re-attending between 3 & 9 months - Children	306	945	32.4%	61.0%	60.2%	58.9%
% of FP17s for the same patient ID Re-attending between 3 & 9 months - Adults	1,252	3,016	41.5%	54.9%	51.8%	50.8%
% of FP17s for Band 1 Urgent Courses	168	3,898	4.3%	7.4%	8.1%	9.1%
% of FP17s Relating to Free Repair or Replacements	40	3,898	1.0%	0.9%	0.8%	0.8%
% of FP17s Relating to Continuations	8	3,898	0.2%	1.0%	0.9%	0.9%
% of Patients satisfied with the dentistry they have received	4	4	N/A	93.7%	92.7%	92.5%
% of Patients satisfied with the time they had to wait for an appointment	3	4	N/A	89.7%	87.4%	87.0%

* This is based on patients treated on this contract for their most recent course of treatment. Figures in italics indicate the base number of FP17s or Patient Questionnaire responses are less than 100. N/A is shown where the base number of responses is less than 10 during the period. % is calculated as Quantity/Base number*100

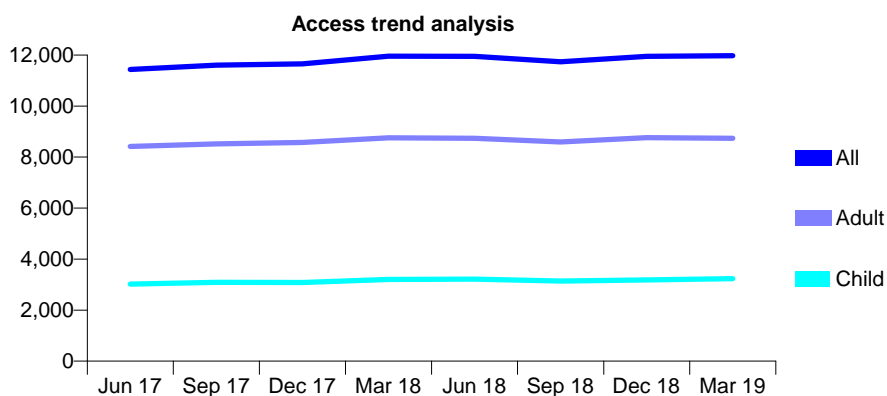
Q60 - Vital Signs At a Glance Contract Report for 162671/0001 - Year end March 2019

Name or company name	Smallthorne Family Dental Centre
Contract type name	GDS Contract
Purpose of contract	General
Contract start date	01/04/2012
Contract end date	

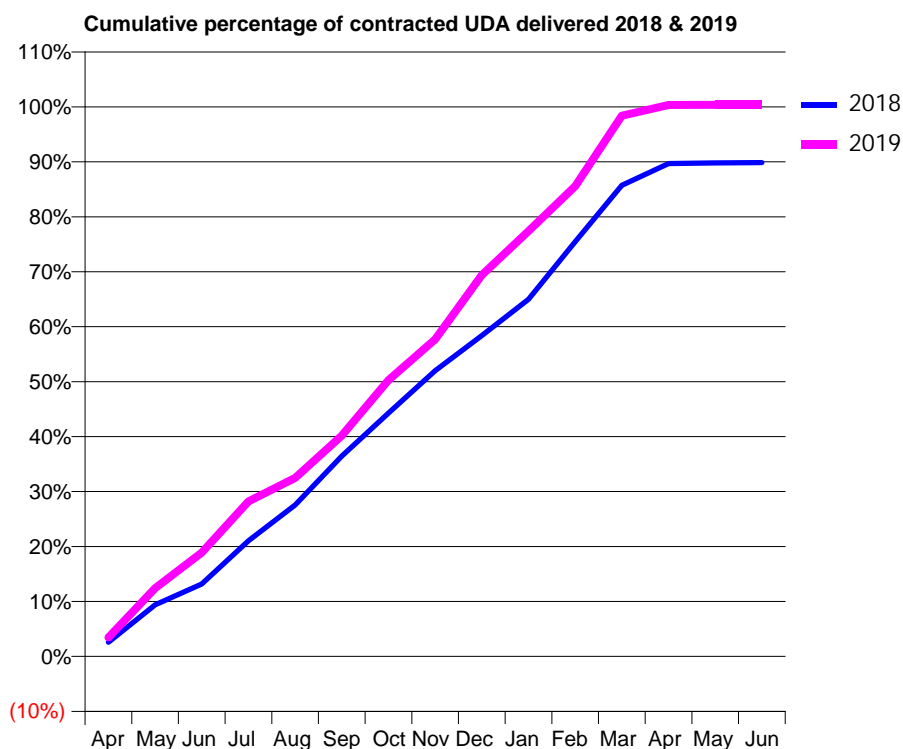
18/19 Contracted general activity (UDA)	31,552
Carry forward general activity (UDA)	0
18/19 Contracted orthodontic activity (UOA)	0
Carry forward orthodontic activity (UOA)	0
Baseline contract value	£933,369.45

ACCESS*

Patients seen in 24 months	Total	Change since previous quarter
Quarter ending March 2018	11,955	
Quarter ending June 2018	11,950	→
Quarter ending September 2018	11,735	↓
Quarter ending December 2018	11,949	→
Quarter ending March 2019	11,974	→
Variance since March 2018	0.2%	→



ACTIVITY



Month	2018	2019
April	815	1,092
May	2,971	3,920
June	4,163	5,958
July	6,642	8,903
August	8,693	10,248
September	11,500	12,673
October	13,972	15,871
November	16,407	18,203
December	18,416	21,897
January	20,506	24,423
February	23,819	27,003
March	27,049	31,043
April	28,292	31,654
May	28,333	31,668
June	28,349	31,668

QUALITY

	Quantity	Base Number	Contract	AT	Region	England
% of FP17s for the same patient ID Re-attending within 3 months - Children	247	4,136	6.0%	9.9%	11.5%	11.8%
% of FP17s for the same patient ID Re-attending within 3 months - Adults	1,329	10,780	12.3%	13.3%	15.2%	15.7%
% of FP17s for the same patient ID Re-attending between 3 & 9 months - Children	2,012	4,136	48.6%	61.0%	60.2%	58.9%
% of FP17s for the same patient ID Re-attending between 3 & 9 months - Adults	5,110	10,780	47.4%	54.9%	51.8%	50.8%
% of FP17s for Band 1 Urgent Courses	1,108	14,524	7.6%	7.4%	8.1%	9.1%
% of FP17s Relating to Free Repair or Replacements	185	14,524	1.3%	0.9%	0.8%	0.8%
% of FP17s Relating to Continuations	138	14,524	1.0%	1.0%	0.9%	0.9%
% of Patients satisfied with the dentistry they have received	3	4	N/A	93.7%	92.7%	92.5%
% of Patients satisfied with the time they had to wait for an appointment	3	4	N/A	89.7%	87.4%	87.0%

* This is based on patients treated on this contract for their most recent course of treatment.

Figures in italics indicate the base number of FP17s or Patient Questionnaire responses are less than 100. N/A is shown where the base number of responses is less than 10 during the period. % is calculated as Quantity/Base number*100

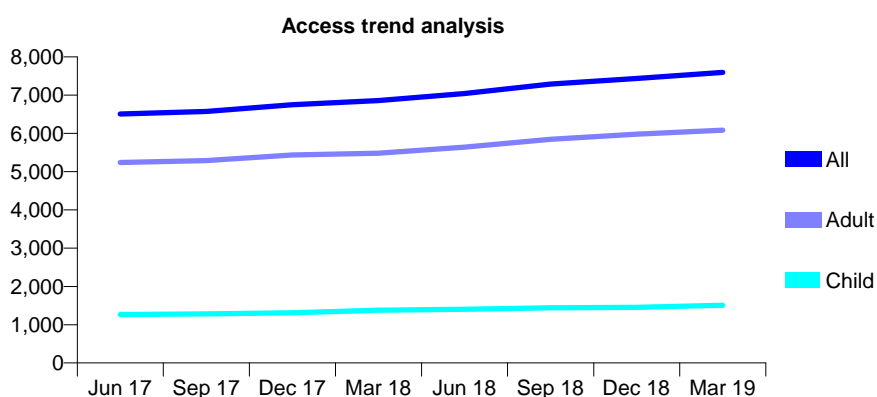
Q60 - Vital Signs At a Glance Contract Report for 165581/0001 - Year end March 2019

Name or company name	Meir Health Dental Surgery
Contract type name	GDS Contract
Purpose of contract	General
Contract start date	01/04/2010
Contract end date	

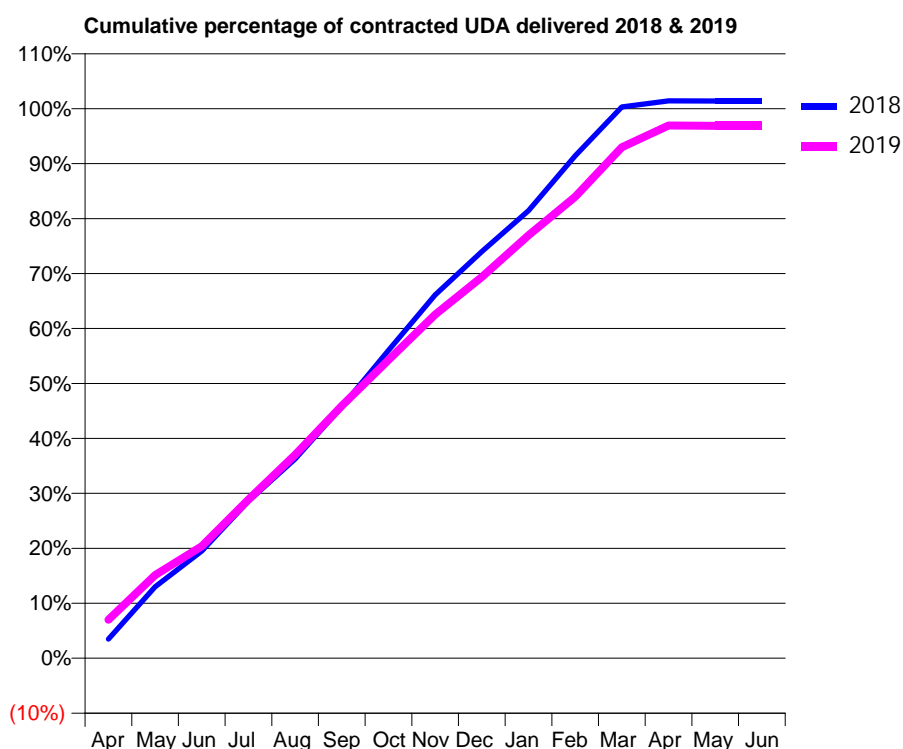
18/19 Contracted general activity (UDA)	22,250
Carry forward general activity (UDA)	-240
18/19 Contracted orthodontic activity (UOA)	0
Carry forward orthodontic activity (UOA)	0
Baseline contract value	£594,057.11

ACCESS*

Patients seen in 24 months	Total	Change since previous quarter
Quarter ending March 2018	6,857	
Quarter ending June 2018	7,044	↑
Quarter ending September 2018	7,290	↑
Quarter ending December 2018	7,436	↑
Quarter ending March 2019	7,593	↑
Variance since March 2018	10.7%	↑



ACTIVITY



Month	Adjusted Scheduled Activity (UDA)	
	2018	2019
April	601	1,555
May	2,241	3,369
June	3,365	4,532
July	4,932	6,426
August	6,258	8,243
September	7,889	10,217
October	9,661	12,078
November	11,406	13,920
December	12,760	15,436
January	14,052	17,124
February	15,772	18,683
March	17,305	20,685
April	17,495	21,566
May	17,488	21,554
June	17,490	21,554

QUALITY

	Quantity	Base Number	Contract	AT	Region	England
% of FP17s for the same patient ID Re-attending within 3 months - Children	94	2,100	4.5%	9.9%	11.5%	11.8%
% of FP17s for the same patient ID Re-attending within 3 months - Adults	822	8,758	9.4%	13.3%	15.2%	15.7%
% of FP17s for the same patient ID Re-attending between 3 & 9 months - Children	1,205	2,100	57.4%	61.0%	60.2%	58.9%
% of FP17s for the same patient ID Re-attending between 3 & 9 months - Adults	5,283	8,758	60.3%	54.9%	51.8%	50.8%
% of FP17s for Band 1 Urgent Courses	583	11,119	5.2%	7.4%	8.1%	9.1%
% of FP17s Relating to Free Repair or Replacements	91	11,119	0.8%	0.9%	0.8%	0.8%
% of FP17s Relating to Continuations	39	11,119	0.4%	1.0%	0.9%	0.9%
% of Patients satisfied with the dentistry they have received	2	2	N/A	93.7%	92.7%	92.5%
% of Patients satisfied with the time they had to wait for an appointment	2	2	N/A	89.7%	87.4%	87.0%

* This is based on patients treated on this contract for their most recent course of treatment. Figures in italics indicate the base number of FP17s or Patient Questionnaire responses are less than 100. N/A is shown where the base number of responses is less than 10 during the period. % is calculated as Quantity/Base number*100

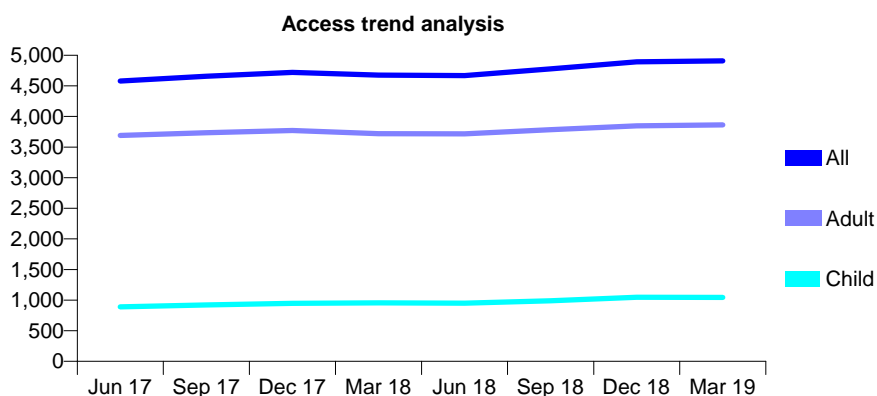
Q60 - Vital Signs At a Glance Contract Report for 165832/0001 - Year end March 2019

Name or company name	Dam Street Dental Practice
Contract type name	GDS Contract
Purpose of contract	General
Contract start date	16/05/2012
Contract end date	

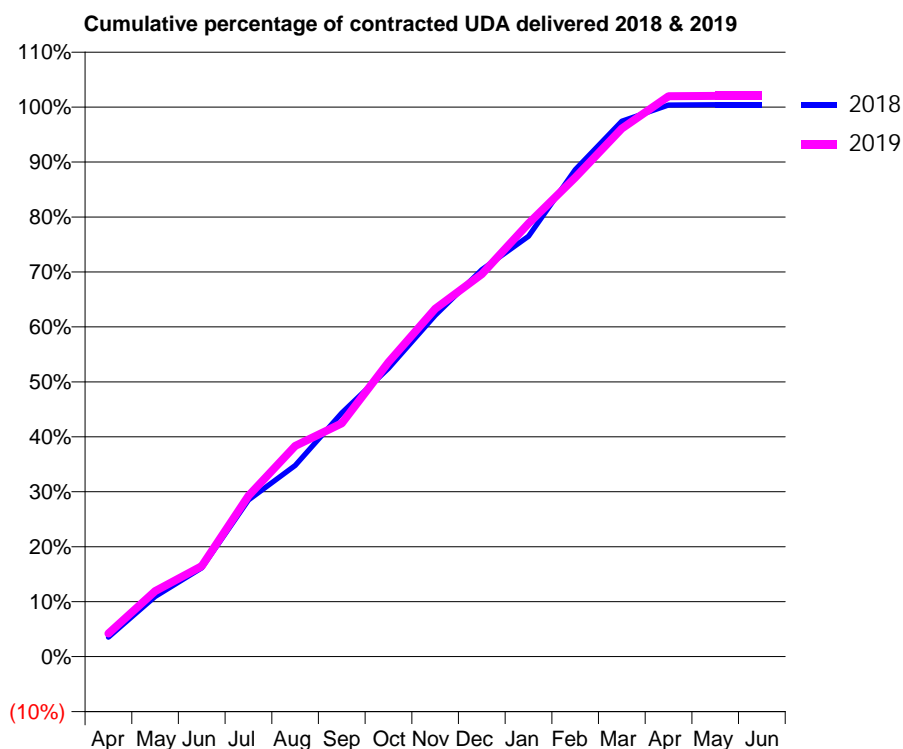
18/19 Contracted general activity (UDA)	12,810
Carry forward general activity (UDA)	-54
18/19 Contracted orthodontic activity (UOA)	0
Carry forward orthodontic activity (UOA)	0
Baseline contract value	£335,581.64

ACCESS*

Patients seen in 24 months	Total	Change since previous quarter
Quarter ending March 2018	4,676	
Quarter ending June 2018	4,668	→
Quarter ending September 2018	4,777	↑
Quarter ending December 2018	4,892	↑
Quarter ending March 2019	4,907	→
Variance since March 2018	4.9%	↑



ACTIVITY



Month	Adjusted Scheduled Activity (UDA)	
	2018	2019
April	435	538
May	1,334	1,529
June	1,973	2,108
July	3,481	3,746
August	4,246	4,911
September	5,414	5,437
October	6,407	6,862
November	7,585	8,108
December	8,598	8,912
January	9,336	10,098
February	10,820	11,169
March	11,895	12,308
April	12,254	13,061
May	12,264	13,071
June	12,264	13,070

QUALITY

	Quantity	Base Number	Contract	AT	Region	England
% of FP17s for the same patient ID Re-attending within 3 months - Children	134	1,369	9.8%	9.9%	11.5%	11.8%
% of FP17s for the same patient ID Re-attending within 3 months - Adults	840	5,343	15.7%	13.3%	15.2%	15.7%
% of FP17s for the same patient ID Re-attending between 3 & 9 months - Children	628	1,369	45.9%	61.0%	60.2%	58.9%
% of FP17s for the same patient ID Re-attending between 3 & 9 months - Adults	2,652	5,343	49.6%	54.9%	51.8%	50.8%
% of FP17s for Band 1 Urgent Courses	316	6,116	5.2%	7.4%	8.1%	9.1%
% of FP17s Relating to Free Repair or Replacements	71	6,116	1.2%	0.9%	0.8%	0.8%
% of FP17s Relating to Continuations	133	6,116	2.2%	1.0%	0.9%	0.9%
% of Patients satisfied with the dentistry they have received	2	2	N/A	93.7%	92.7%	92.5%
% of Patients satisfied with the time they had to wait for an appointment	2	2	N/A	89.7%	87.4%	87.0%

* This is based on patients treated on this contract for their most recent course of treatment. Figures in italics indicate the base number of FP17s or Patient Questionnaire responses are less than 100. N/A is shown where the base number of responses is less than 10 during the period. % is calculated as Quantity/Base number*100

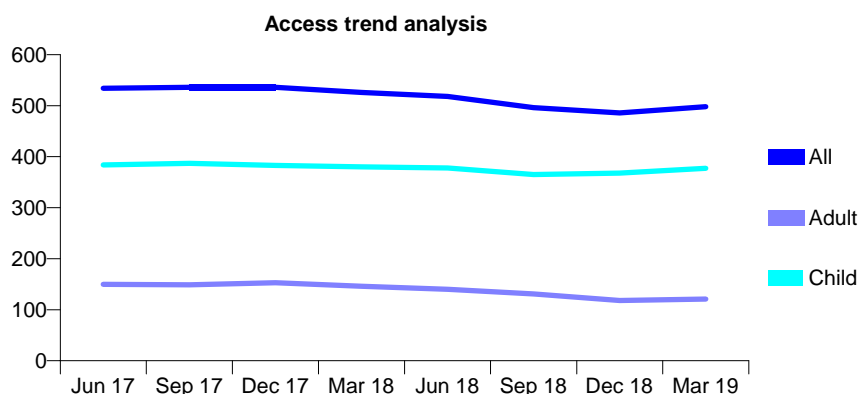
Q60 - Vital Signs At a Glance Contract Report for 166219/0001 - Year end March 2019

Name or company name	Grocott and Vlok
Contract type name	GDS Contract
Purpose of contract	General
Contract start date	18/05/2015
Contract end date	

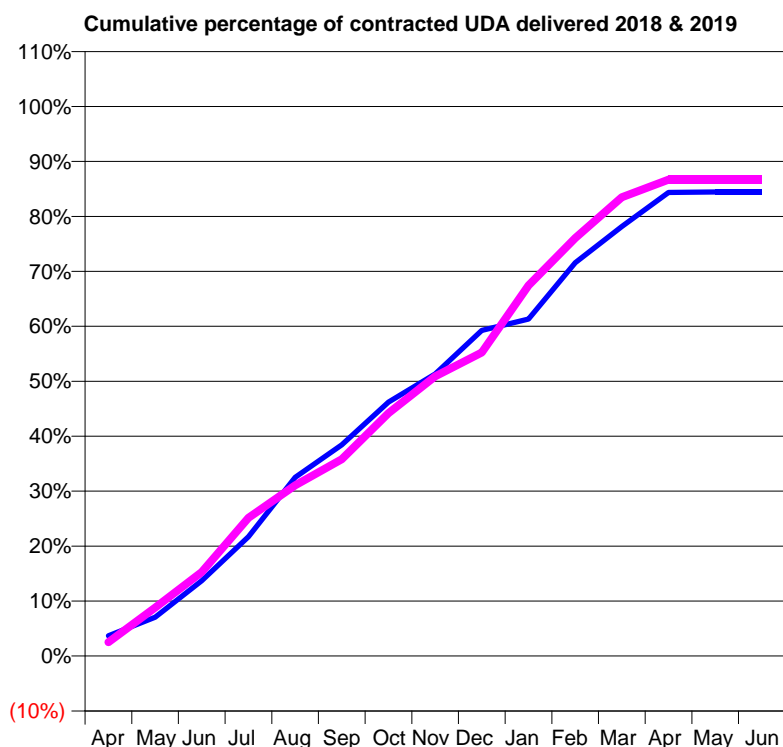
18/19 Contracted general activity (UDA)	1,471
Carry forward general activity (UDA)	0
18/19 Contracted orthodontic activity (UOA)	0
Carry forward orthodontic activity (UOA)	0
Baseline contract value	£40,467.72

ACCESS*

Patients seen in 24 months	Total	Change since previous quarter
Quarter ending March 2018	526	
Quarter ending June 2018	518	↓
Quarter ending September 2018	496	↓
Quarter ending December 2018	486	↓
Quarter ending March 2019	498	↑
Variance since March 2018	(5.3%)	↓



ACTIVITY



Month	Adjusted Scheduled Activity (UDA)	
	2018	2019
April	54	37
May	104	130
June	201	225
July	319	370
August	479	457
September	565	527
October	680	650
November	755	749
December	872	812
January	902	992
February	1,053	1,119
March	1,150	1,228
April	1,241	1,275
May	1,242	1,275
June	1,242	1,275

QUALITY

	Quantity	Base Number	Contract	AT	Region	England
% of FP17s for the same patient ID Re-attending within 3 months - Children	38	570	6.7%	9.9%	11.5%	11.8%
% of FP17s for the same patient ID Re-attending within 3 months - Adults	29	133	21.8%	13.3%	15.2%	15.7%
% of FP17s for the same patient ID Re-attending between 3 & 9 months - Children	351	570	61.6%	61.0%	60.2%	58.9%
% of FP17s for the same patient ID Re-attending between 3 & 9 months - Adults	67	133	50.4%	54.9%	51.8%	50.8%
% of FP17s for Band 1 Urgent Courses	32	688	4.7%	7.4%	8.1%	9.1%
% of FP17s Relating to Free Repair or Replacements	0	688	0.0%	0.9%	0.8%	0.8%
% of FP17s Relating to Continuations	0	688	0.0%	1.0%	0.9%	0.9%
% of Patients satisfied with the dentistry they have received	2	2	N/A	93.7%	92.7%	92.5%
% of Patients satisfied with the time they had to wait for an appointment	2	2	N/A	89.7%	87.4%	87.0%

* This is based on patients treated on this contract for their most recent course of treatment. Figures in italics indicate the base number of FP17s or Patient Questionnaire responses are less than 100. N/A is shown where the base number of responses is less than 10 during the period. % is calculated as Quantity/Base number*100

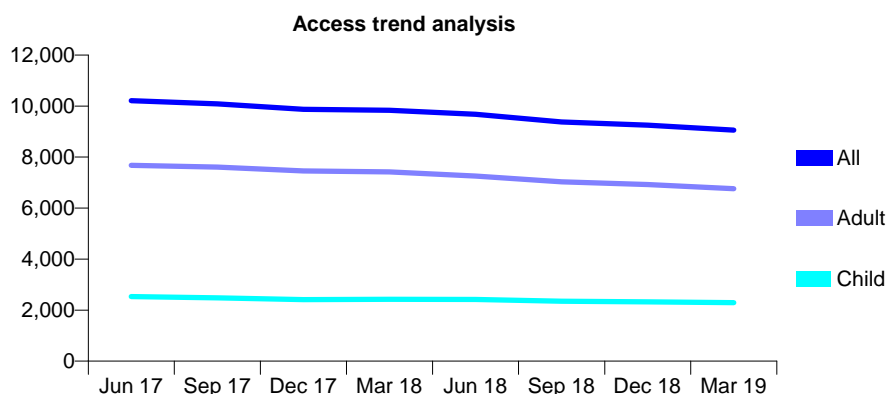
Q60 - Vital Signs At a Glance Contract Report for 168971/0001 - Year end March 2019

Name or company name	Blurton Dental Centre
Contract type name	GDS Contract
Purpose of contract	General
Contract start date	01/04/2012
Contract end date	

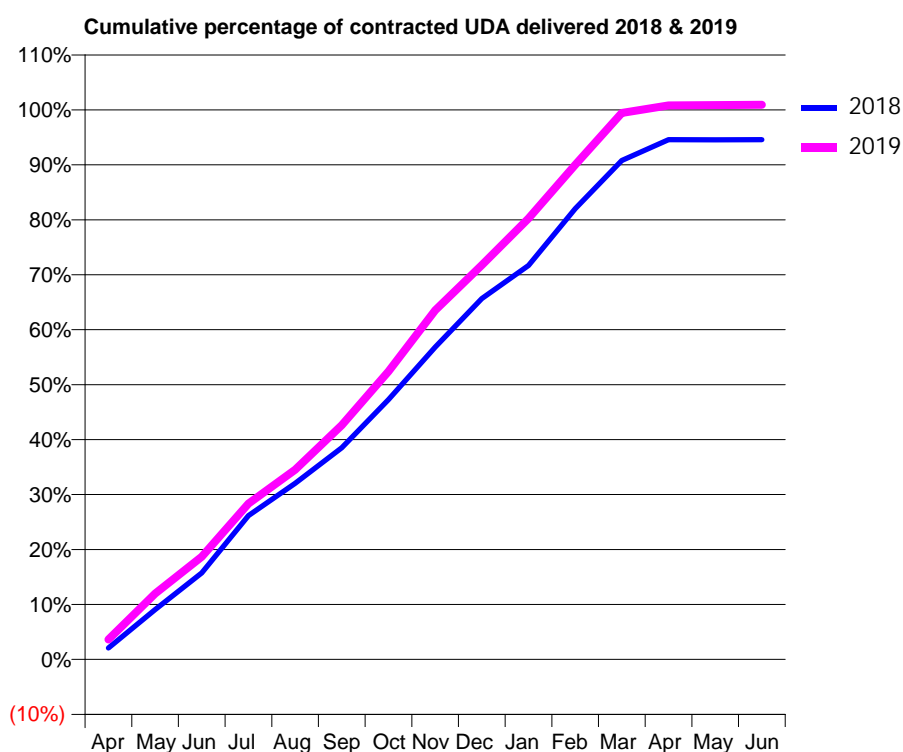
18/19 Contracted general activity (UDA)	28,918
Carry forward general activity (UDA)	0
18/19 Contracted orthodontic activity (UOA)	0
Carry forward orthodontic activity (UOA)	0
Baseline contract value	£760,740.59

ACCESS*

Patients seen in 24 months	Total	Change since previous quarter
Quarter ending March 2018	9,837	
Quarter ending June 2018	9,674	↓
Quarter ending September 2018	9,379	↓
Quarter ending December 2018	9,250	↓
Quarter ending March 2019	9,058	↓
Variance since March 2018	(7.9%)	↓



ACTIVITY



Month	Adjusted Scheduled Activity (UDA)	
	2018	2019
April	603	1,050
May	2,630	3,467
June	4,554	5,401
July	7,566	8,199
August	9,268	9,980
September	11,142	12,329
October	13,674	15,152
November	16,428	18,374
December	18,986	20,749
January	20,736	23,207
February	23,717	26,027
March	26,259	28,756
April	27,349	29,150
May	27,347	29,166
June	27,350	29,179

QUALITY

	Quantity	Base Number	Contract	AT	Region	England
% of FP17s for the same patient ID Re-attending within 3 months - Children	285	3,435	8.3%	9.9%	11.5%	11.8%
% of FP17s for the same patient ID Re-attending within 3 months - Adults	1,325	10,281	12.9%	13.3%	15.2%	15.7%
% of FP17s for the same patient ID Re-attending between 3 & 9 months - Children	2,050	3,435	59.7%	61.0%	60.2%	58.9%
% of FP17s for the same patient ID Re-attending between 3 & 9 months - Adults	6,417	10,281	62.4%	54.9%	51.8%	50.8%
% of FP17s for Band 1 Urgent Courses	637	13,413	4.7%	7.4%	8.1%	9.1%
% of FP17s Relating to Free Repair or Replacements	96	13,413	0.7%	0.9%	0.8%	0.8%
% of FP17s Relating to Continuations	239	13,413	1.8%	1.0%	0.9%	0.9%
% of Patients satisfied with the dentistry they have received	3	3	N/A	93.7%	92.7%	92.5%
% of Patients satisfied with the time they had to wait for an appointment	3	3	N/A	89.7%	87.4%	87.0%

* This is based on patients treated on this contract for their most recent course of treatment. Figures in italics indicate the base number of FP17s or Patient Questionnaire responses are less than 100. N/A is shown where the base number of responses is less than 10 during the period. % is calculated as Quantity/Base number*100

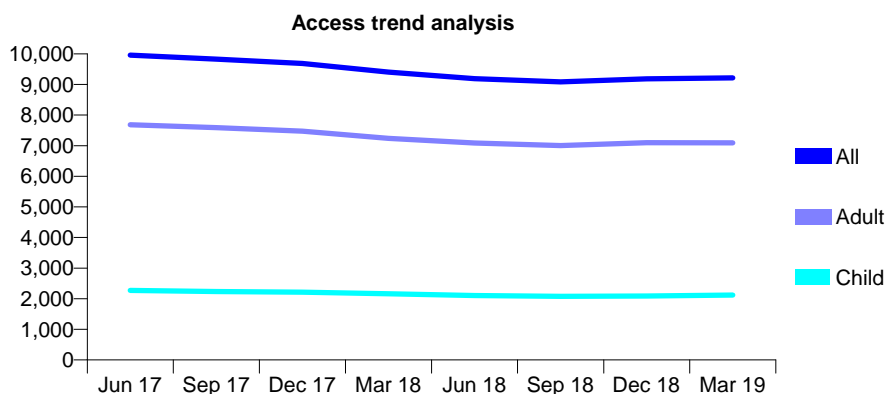
Q60 - Vital Signs At a Glance Contract Report for 171077/0001 - Year end March 2019

Name or company name	Avondale House Surgery Ltd
Contract type name	GDS Contract
Purpose of contract	General
Contract start date	04/09/2009
Contract end date	

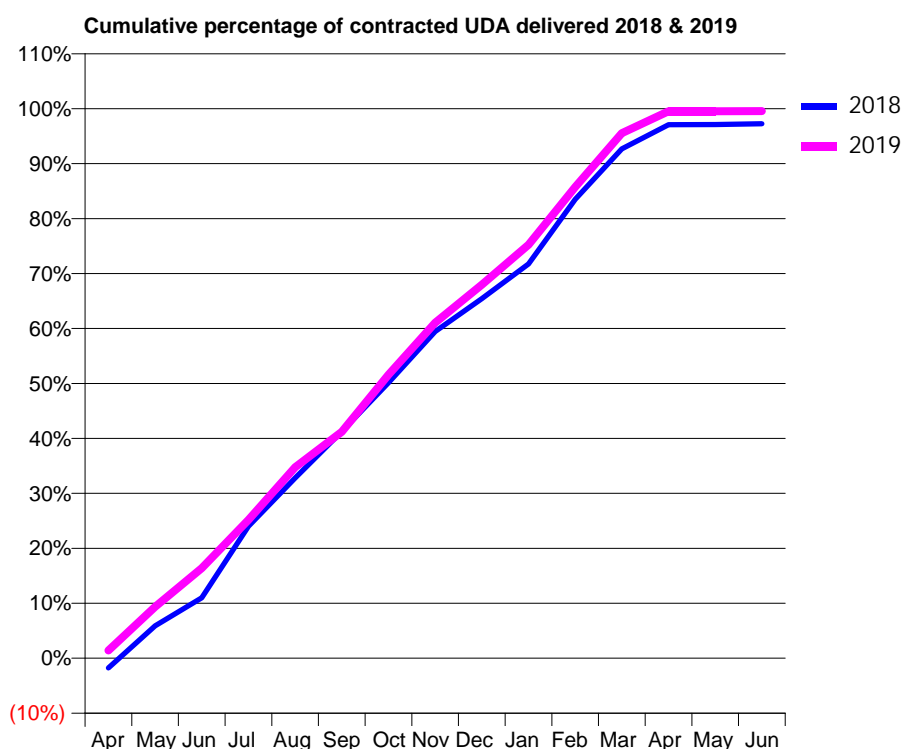
18/19 Contracted general activity (UDA)	30,210
Carry forward general activity (UDA)	834
18/19 Contracted orthodontic activity (UOA)	0
Carry forward orthodontic activity (UOA)	0
Baseline contract value	£817,835.12

ACCESS*

Patients seen in 24 months	Total	Change since previous quarter
Quarter ending March 2018	9,405	
Quarter ending June 2018	9,190	↓
Quarter ending September 2018	9,081	↓
Quarter ending December 2018	9,185	→
Quarter ending March 2019	9,212	→
Variance since March 2018	(2.1%)	↓



ACTIVITY



Month	Adjusted Scheduled Activity (UDA)	
	2018	2019
April	-537	426
May	1,786	2,834
June	3,324	4,952
July	7,251	7,607
August	9,907	10,499
September	12,464	12,441
October	15,151	15,581
November	17,966	18,447
December	19,765	20,532
January	21,675	22,728
February	25,233	25,903
March	28,004	28,861
April	29,331	30,070
May	29,332	30,065
June	29,376	30,075

QUALITY

	Quantity	Base Number	Contract	AT	Region	England
% of FP17s for the same patient ID Re-attending within 3 months - Children	224	2,750	8.1%	9.9%	11.5%	11.8%
% of FP17s for the same patient ID Re-attending within 3 months - Adults	1,483	9,262	16.0%	13.3%	15.2%	15.7%
% of FP17s for the same patient ID Re-attending between 3 & 9 months - Children	1,461	2,750	53.1%	61.0%	60.2%	58.9%
% of FP17s for the same patient ID Re-attending between 3 & 9 months - Adults	4,534	9,262	49.0%	54.9%	51.8%	50.8%
% of FP17s for Band 1 Urgent Courses	1,020	11,920	8.6%	7.4%	8.1%	9.1%
% of FP17s Relating to Free Repair or Replacements	209	11,920	1.8%	0.9%	0.8%	0.8%
% of FP17s Relating to Continuations	90	11,920	0.8%	1.0%	0.9%	0.9%
% of Patients satisfied with the dentistry they have received	6	7	N/A	93.7%	92.7%	92.5%
% of Patients satisfied with the time they had to wait for an appointment	7	7	N/A	89.7%	87.4%	87.0%

* This is based on patients treated on this contract for their most recent course of treatment.

Figures in italics indicate the base number of FP17s or Patient Questionnaire responses are less than 100. N/A is shown where the base number of responses is less than 10 during the period. % is calculated as Quantity/Base number*100

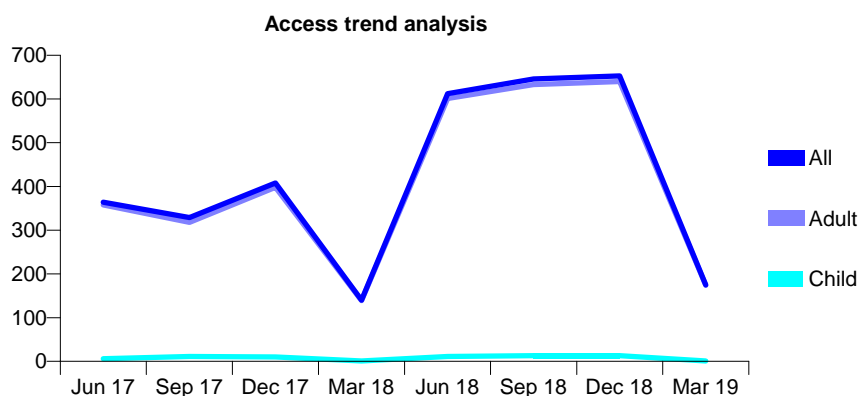
Q60 - Vital Signs At a Glance Contract Report for 175293/0001 - Year end March 2019

Name or company name	Stirchley Dental Practice
Contract type name	PDS Contract
Purpose of contract	General
Contract start date	01/07/2015
Contract end date	31/03/2020

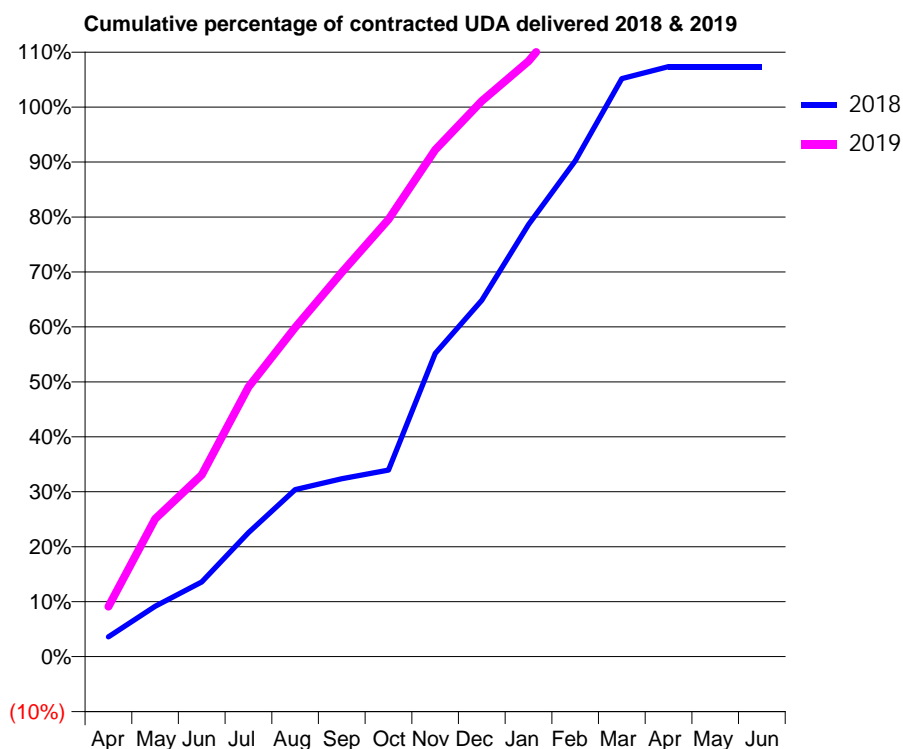
18/19 Contracted general activity (UDA)	1,800
Carry forward general activity (UDA)	0
18/19 Contracted orthodontic activity (UOA)	0
Carry forward orthodontic activity (UOA)	0
Baseline contract value	£74,617.12

ACCESS*

Patients seen in 24 months	Total	Change since previous quarter
Quarter ending March 2018	140	
Quarter ending June 2018	612	↑
Quarter ending September 2018	646	↑
Quarter ending December 2018	653	→
Quarter ending March 2019	175	↓
Variance since March 2018	25.0%	↑



ACTIVITY



Month	Adjusted Scheduled Activity (UDA)	
	2018	2019
April	65	164
May	165	451
June	245	595
July	406	883
August	547	1,078
September	583	1,258
October	611	1,432
November	993	1,660
December	1,167	1,820
January	1,415	1,950
February	1,624	2,130
March	1,893	2,345
April	1,932	2,391
May	1,932	2,391
June	1,932	2,391

QUALITY

	Quantity	Base Number	Contract	AT	Region	England
% of FP17s for the same patient ID Re-attending within 3 months - Children	0	15	0.0%	9.9%	11.5%	11.8%
% of FP17s for the same patient ID Re-attending within 3 months - Adults	5	821	0.6%	13.3%	15.2%	15.7%
% of FP17s for the same patient ID Re-attending between 3 & 9 months - Children	0	15	0.0%	61.0%	60.2%	58.9%
% of FP17s for the same patient ID Re-attending between 3 & 9 months - Adults	4	821	0.5%	54.9%	51.8%	50.8%
% of FP17s for Band 1 Urgent Courses	0	846	0.0%	7.4%	8.1%	9.1%
% of FP17s Relating to Free Repair or Replacements	0	846	0.0%	0.9%	0.8%	0.8%
% of FP17s Relating to Continuations	0	846	0.0%	1.0%	0.9%	0.9%
% of Patients satisfied with the dentistry they have received	0	0	N/A	93.7%	92.7%	92.5%
% of Patients satisfied with the time they had to wait for an appointment	0	0	N/A	89.7%	87.4%	87.0%

* This is based on patients treated on this contract for their most recent course of treatment. Figures in italics indicate the base number of FP17s or Patient Questionnaire responses are less than 100. N/A is shown where the base number of responses is less than 10 during the period. % is calculated as Quantity/Base number*100

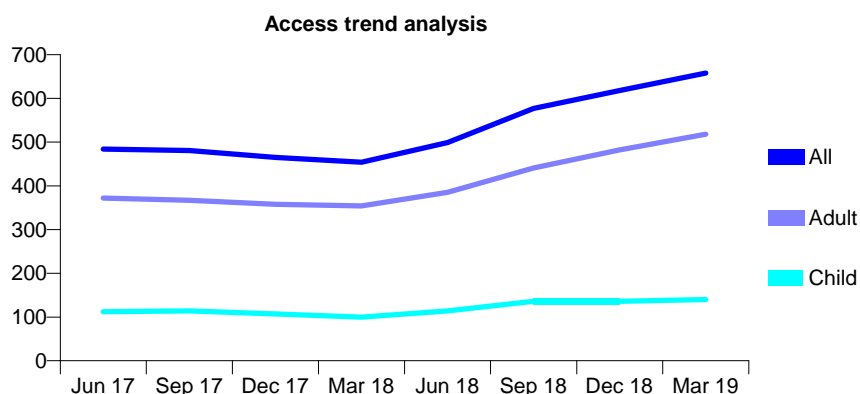
Q60 - Vital Signs At a Glance Contract Report for 175552/0001 - Year end March 2019

Name or company name	Britannia House Dental Practice
Contract type name	GDS Contract
Purpose of contract	General
Contract start date	01/12/2009
Contract end date	

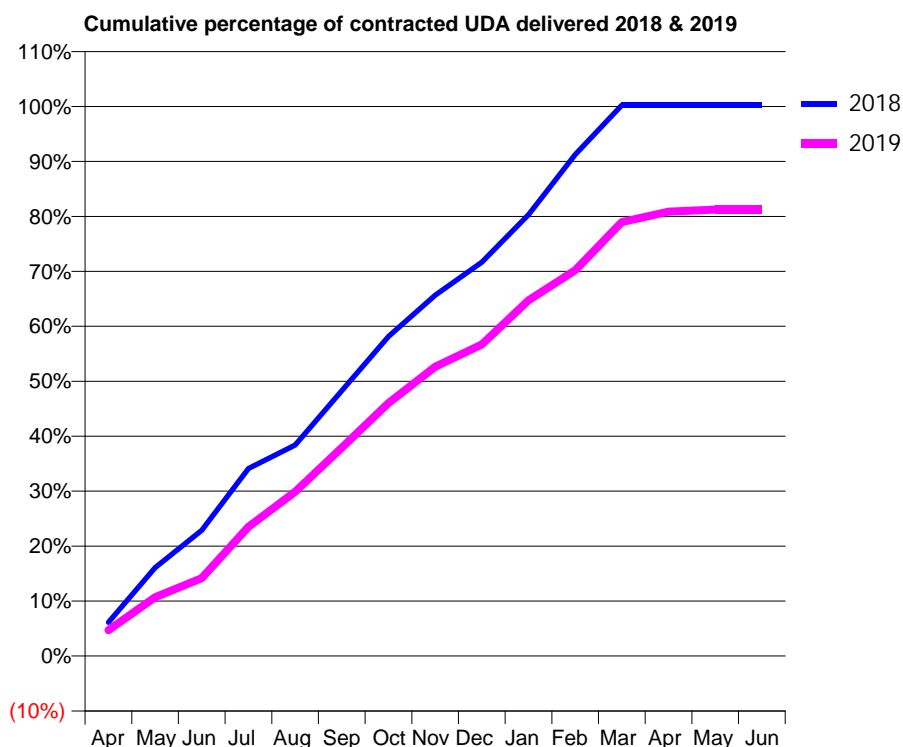
18/19 Contracted general activity (UDA)	2,762
Carry forward general activity (UDA)	-3
18/19 Contracted orthodontic activity (UOA)	0
Carry forward orthodontic activity (UOA)	0
Baseline contract value	£71,919.71

ACCESS*

Patients seen in 24 months	Total	Change since previous quarter
Quarter ending March 2018	454	
Quarter ending June 2018	499	↑
Quarter ending September 2018	577	↑
Quarter ending December 2018	618	↑
Quarter ending March 2019	658	↑
Variance since March 2018	44.9%	↑



ACTIVITY



Month	Adjusted Scheduled Activity (UDA)	
	2018	2019
April	88	130
May	231	296
June	329	392
July	491	650
August	552	826
September	694	1,047
October	836	1,271
November	944	1,454
December	1,030	1,566
January	1,155	1,788
February	1,312	1,939
March	1,441	2,180
April	1,441	2,234
May	1,441	2,244
June	1,441	2,244

QUALITY

	Quantity	Base Number	Contract	AT	Region	England
% of FP17s for the same patient ID Re-attending within 3 months - Children	8	230	3.5%	9.9%	11.5%	11.8%
% of FP17s for the same patient ID Re-attending within 3 months - Adults	98	805	12.2%	13.3%	15.2%	15.7%
% of FP17s for the same patient ID Re-attending between 3 & 9 months - Children	128	230	55.7%	61.0%	60.2%	58.9%
% of FP17s for the same patient ID Re-attending between 3 & 9 months - Adults	427	805	53.0%	54.9%	51.8%	50.8%
% of FP17s for Band 1 Urgent Courses	143	1,065	13.4%	7.4%	8.1%	9.1%
% of FP17s Relating to Free Repair or Replacements	1	1,065	0.1%	0.9%	0.8%	0.8%
% of FP17s Relating to Continuations	1	1,065	0.1%	1.0%	0.9%	0.9%
% of Patients satisfied with the dentistry they have received	1	1	N/A	93.7%	92.7%	92.5%
% of Patients satisfied with the time they had to wait for an appointment	1	1	N/A	89.7%	87.4%	87.0%

* This is based on patients treated on this contract for their most recent course of treatment. Figures in italics indicate the base number of FP17s or Patient Questionnaire responses are less than 100. N/A is shown where the base number of responses is less than 10 during the period. % is calculated as Quantity/Base number*100

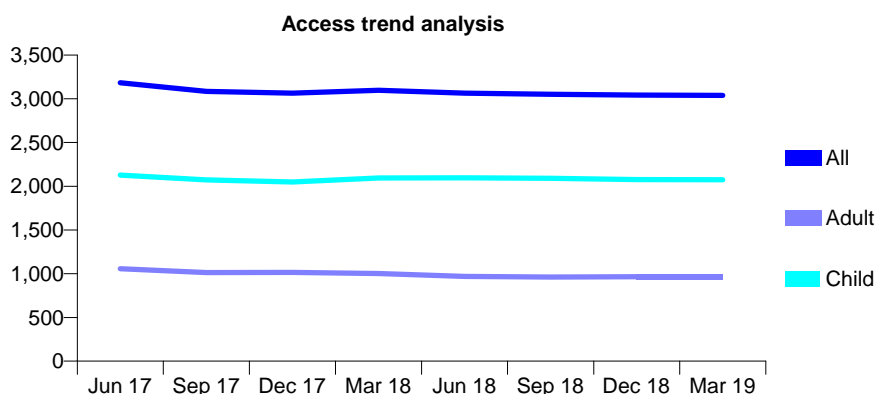
Q60 - Vital Signs At a Glance Contract Report for 176907/0001 - Year end March 2019

Name or company name	The Tutbury Dental Practice Ltd
Contract type name	GDS Contract
Purpose of contract	General
Contract start date	01/09/2009
Contract end date	

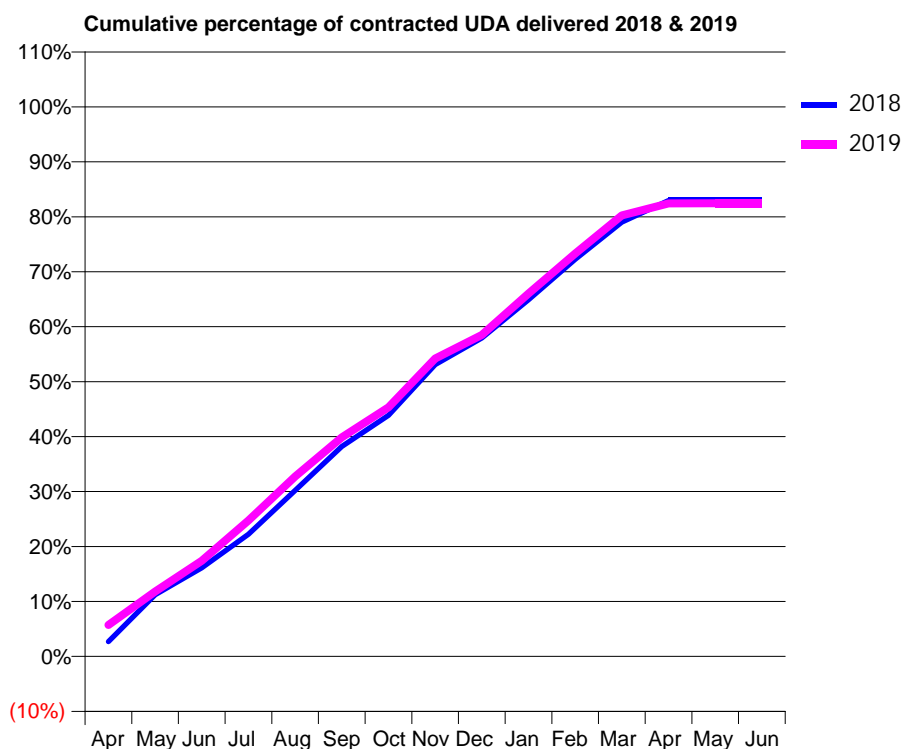
18/19 Contracted general activity (UDA)	9,200
Carry forward general activity (UDA)	0
18/19 Contracted orthodontic activity (UOA)	0
Carry forward orthodontic activity (UOA)	0
Baseline contract value	£209,477.72

ACCESS*

Patients seen in 24 months	Total	Change since previous quarter
Quarter ending March 2018	3,096	
Quarter ending June 2018	3,065	↓
Quarter ending September 2018	3,051	→
Quarter ending December 2018	3,042	→
Quarter ending March 2019	3,039	→
Variance since March 2018	(1.8%)	↓



ACTIVITY



Month	Adjusted Scheduled Activity (UDA)	
	2018	2019
April	248	528
May	1,033	1,087
June	1,484	1,602
July	2,046	2,277
August	2,780	3,012
September	3,515	3,667
October	4,037	4,172
November	4,886	4,988
December	5,330	5,381
January	5,972	6,076
February	6,647	6,745
March	7,271	7,382
April	7,632	7,582
May	7,633	7,585
June	7,633	7,587

QUALITY

	Quantity	Base Number	Contract	AT	Region	England
% of FP17s for the same patient ID Re-attending within 3 months - Children	346	3,805	9.1%	9.9%	11.5%	11.8%
% of FP17s for the same patient ID Re-attending within 3 months - Adults	214	1,176	18.2%	13.3%	15.2%	15.7%
% of FP17s for the same patient ID Re-attending between 3 & 9 months - Children	2,798	3,805	73.5%	61.0%	60.2%	58.9%
% of FP17s for the same patient ID Re-attending between 3 & 9 months - Adults	697	1,176	59.3%	54.9%	51.8%	50.8%
% of FP17s for Band 1 Urgent Courses	216	4,901	4.4%	7.4%	8.1%	9.1%
% of FP17s Relating to Free Repair or Replacements	1	4,901	0.0%	0.9%	0.8%	0.8%
% of FP17s Relating to Continuations	5	4,901	0.1%	1.0%	0.9%	0.9%
% of Patients satisfied with the dentistry they have received	0	0	N/A	93.7%	92.7%	92.5%
% of Patients satisfied with the time they had to wait for an appointment	0	0	N/A	89.7%	87.4%	87.0%

* This is based on patients treated on this contract for their most recent course of treatment. Figures in italics indicate the base number of FP17s or Patient Questionnaire responses are less than 100. N/A is shown where the base number of responses is less than 10 during the period. % is calculated as Quantity/Base number*100

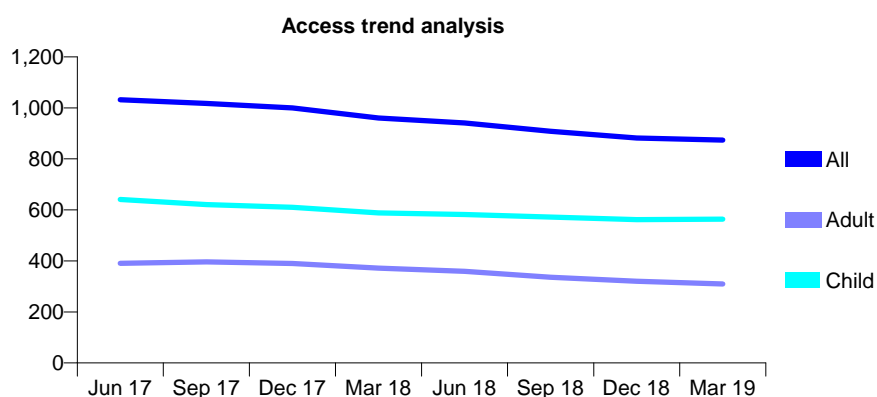
Q60 - Vital Signs At a Glance Contract Report for 178160/0001 - Year end March 2019

Name or company name	Diana Dental
Contract type name	GDS Contract
Purpose of contract	General
Contract start date	01/04/2013
Contract end date	

18/19 Contracted general activity (UDA)	2,600
Carry forward general activity (UDA)	0
18/19 Contracted orthodontic activity (UOA)	0
Carry forward orthodontic activity (UOA)	0
Baseline contract value	£64,637.98

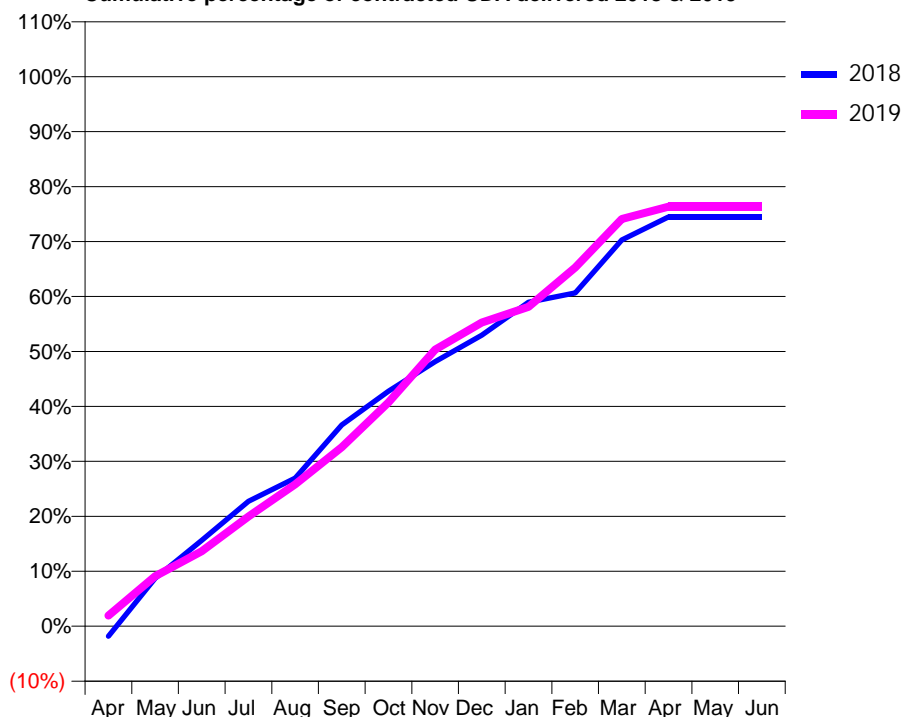
ACCESS*

Patients seen in 24 months	Total	Change since previous quarter
Quarter ending March 2018	960	
Quarter ending June 2018	941	↓
Quarter ending September 2018	908	↓
Quarter ending December 2018	882	↓
Quarter ending March 2019	874	→
Variance since March 2018	(9.0%)	↓



ACTIVITY

Cumulative percentage of contracted UDA delivered 2018 & 2019



Adjusted Scheduled Activity (UDA)

Month	2018	2019
April	-55	50
May	262	237
June	469	355
July	682	519
August	809	671
September	1,099	847
October	1,283	1,059
November	1,445	1,309
December	1,589	1,437
January	1,769	1,511
February	1,820	1,697
March	2,108	1,927
April	2,234	1,985
May	2,234	1,985
June	2,234	1,985

QUALITY

	Quantity	Base Number	Contract	AT	Region	England
% of FP17s for the same patient ID Re-attending within 3 months - Children	67	961	7.0%	9.9%	11.5%	11.8%
% of FP17s for the same patient ID Re-attending within 3 months - Adults	35	407	8.6%	13.3%	15.2%	15.7%
% of FP17s for the same patient ID Re-attending between 3 & 9 months - Children	658	961	68.5%	61.0%	60.2%	58.9%
% of FP17s for the same patient ID Re-attending between 3 & 9 months - Adults	287	407	70.5%	54.9%	51.8%	50.8%
% of FP17s for Band 1 Urgent Courses	24	1,341	1.8%	7.4%	8.1%	9.1%
% of FP17s Relating to Free Repair or Replacements	0	1,341	0.0%	0.9%	0.8%	0.8%
% of FP17s Relating to Continuations	6	1,341	0.4%	1.0%	0.9%	0.9%
% of Patients satisfied with the dentistry they have received	0	0	N/A	93.7%	92.7%	92.5%
% of Patients satisfied with the time they had to wait for an appointment	0	0	N/A	89.7%	87.4%	87.0%

* This is based on patients treated on this contract for their most recent course of treatment.

Figures in italics indicate the base number of FP17s or Patient Questionnaire responses are less than 100. N/A is shown where the base number of responses is less than 10 during the period. % is calculated as Quantity/Base number*100

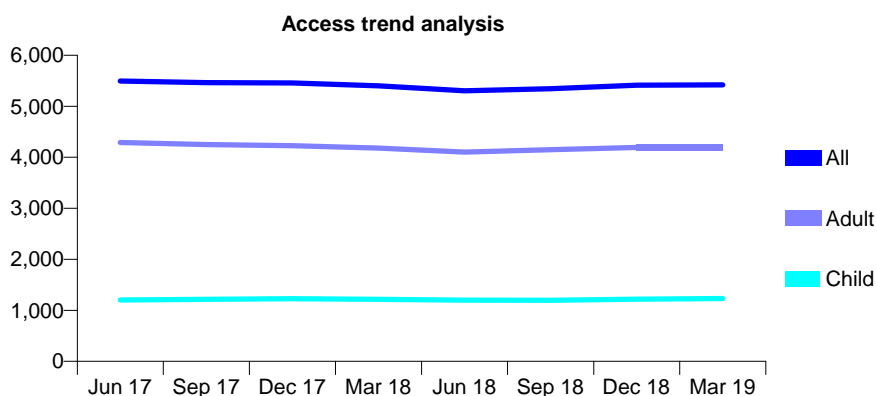
Q60 - Vital Signs At a Glance Contract Report for 181110/0003 - Year end March 2019

Name or company name	IDH Limited
Contract type name	GDS Contract
Purpose of contract	General
Contract start date	01/06/2008
Contract end date	

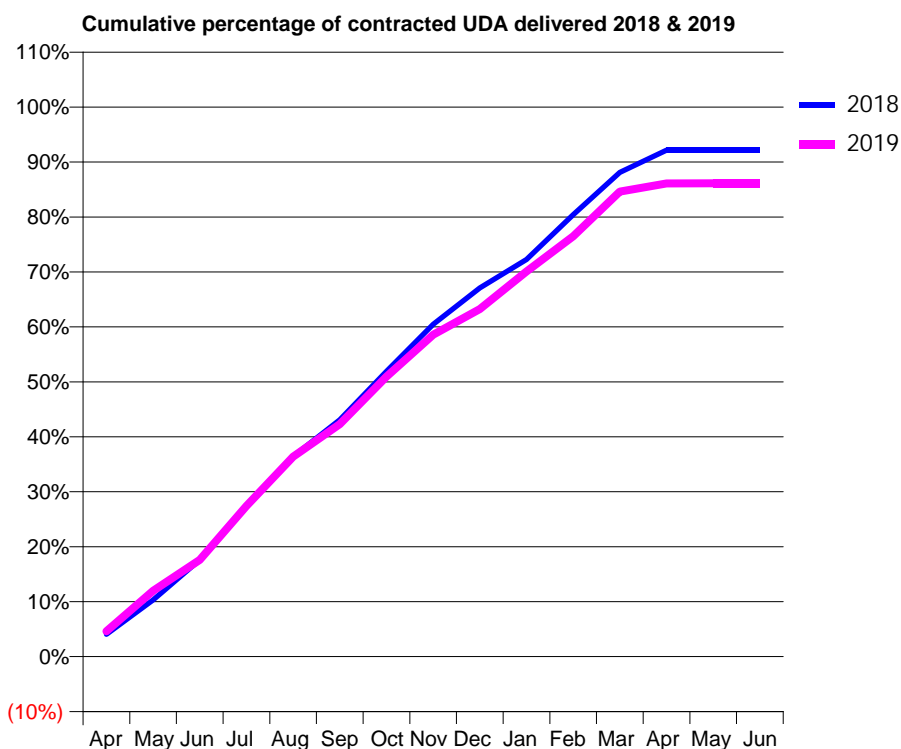
18/19 Contracted general activity (UDA)	18,451
Carry forward general activity (UDA)	0
18/19 Contracted orthodontic activity (UOA)	0
Carry forward orthodontic activity (UOA)	0
Baseline contract value	£433,321.24

ACCESS*

Patients seen in 24 months	Total	Change since previous quarter
Quarter ending March 2018	5,400	
Quarter ending June 2018	5,304	↓
Quarter ending September 2018	5,346	→
Quarter ending December 2018	5,412	→
Quarter ending March 2019	5,422	→
Variance since March 2018	0.4%	→



ACTIVITY



Month	Adjusted Scheduled Activity (UDA)	
	2018	2019
April	749	852
May	1,904	2,211
June	3,249	3,248
July	5,037	5,060
August	6,726	6,712
September	7,952	7,806
October	9,579	9,401
November	11,155	10,811
December	12,380	11,672
January	13,337	12,929
February	14,838	14,113
March	16,255	15,612
April	17,004	15,886
May	17,004	15,892
June	17,004	15,892

QUALITY

	Quantity	Base Number	Contract	AT	Region	England
% of FP17s for the same patient ID Re-attending within 3 months - Children	64	1,540	4.2%	9.9%	11.5%	11.8%
% of FP17s for the same patient ID Re-attending within 3 months - Adults	577	5,012	11.5%	13.3%	15.2%	15.7%
% of FP17s for the same patient ID Re-attending between 3 & 9 months - Children	878	1,540	57.0%	61.0%	60.2%	58.9%
% of FP17s for the same patient ID Re-attending between 3 & 9 months - Adults	2,338	5,012	46.6%	54.9%	51.8%	50.8%
% of FP17s for Band 1 Urgent Courses	387	6,448	6.0%	7.4%	8.1%	9.1%
% of FP17s Relating to Free Repair or Replacements	18	6,448	0.3%	0.9%	0.8%	0.8%
% of FP17s Relating to Continuations	108	6,448	1.7%	1.0%	0.9%	0.9%
% of Patients satisfied with the dentistry they have received	1	1	N/A	93.7%	92.7%	92.5%
% of Patients satisfied with the time they had to wait for an appointment	1	1	N/A	89.7%	87.4%	87.0%

* This is based on patients treated on this contract for their most recent course of treatment. Figures in italics indicate the base number of FP17s or Patient Questionnaire responses are less than 100. N/A is shown where the base number of responses is less than 10 during the period. % is calculated as Quantity/Base number*100

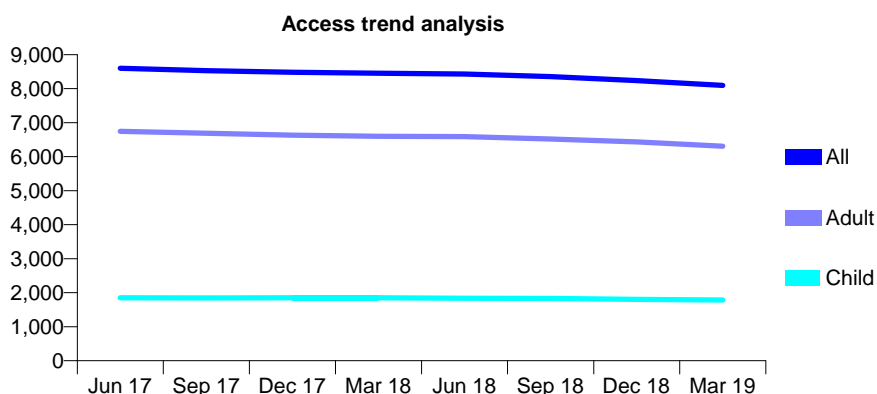
Q60 - Vital Signs At a Glance Contract Report for 181110/0004 - Year end March 2019

Name or company name	IDH Limited
Contract type name	GDS Contract
Purpose of contract	General and Orthodontic
Contract start date	01/08/2008
Contract end date	

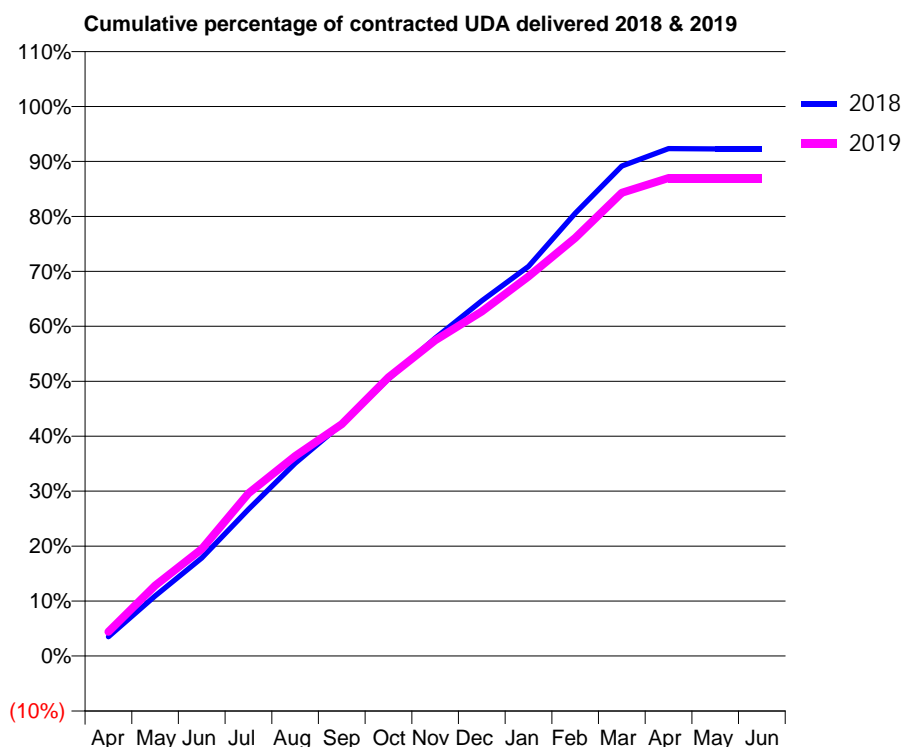
18/19 Contracted general activity (UDA)	25,040
Carry forward general activity (UDA)	0
18/19 Contracted orthodontic activity (UOA)	2,792
Carry forward orthodontic activity (UOA)	82
Baseline contract value	£800,864.64

ACCESS*

Patients seen in 24 months	Total	Change since previous quarter
Quarter ending March 2018	8,452	
Quarter ending June 2018	8,430	→
Quarter ending September 2018	8,354	→
Quarter ending December 2018	8,236	↓
Quarter ending March 2019	8,095	↓
Variance since March 2018	(4.2%)	↓



ACTIVITY



Month	Adjusted Scheduled Activity (UDA)	
	2018	2019
April	876	1,108
May	2,736	3,213
June	4,467	4,877
July	6,690	7,418
August	8,784	9,109
September	10,570	10,563
October	12,632	12,694
November	14,483	14,389
December	16,182	15,699
January	17,752	17,293
February	20,169	19,054
March	22,322	21,108
April	23,117	21,781
May	23,104	21,782
June	23,104	21,782

QUALITY

	Quantity	Base Number	Contract	AT	Region	England
% of FP17s for the same patient ID Re-attending within 3 months - Children	164	2,588	6.3%	9.9%	11.5%	11.8%
% of FP17s for the same patient ID Re-attending within 3 months - Adults	1,097	8,083	13.6%	13.3%	15.2%	15.7%
% of FP17s for the same patient ID Re-attending between 3 & 9 months - Children	1,336	2,588	51.6%	61.0%	60.2%	58.9%
% of FP17s for the same patient ID Re-attending between 3 & 9 months - Adults	4,389	8,083	54.3%	54.9%	51.8%	50.8%
% of FP17s for Band 1 Urgent Courses	719	10,233	7.0%	7.4%	8.1%	9.1%
% of FP17s Relating to Free Repair or Replacements	39	10,233	0.4%	0.9%	0.8%	0.8%
% of FP17s Relating to Continuations	195	10,233	1.9%	1.0%	0.9%	0.9%
% of Patients satisfied with the dentistry they have received	3	4	N/A	93.7%	92.7%	92.5%
% of Patients satisfied with the time they had to wait for an appointment	4	4	N/A	89.7%	87.4%	87.0%

* This is based on patients treated on this contract for their most recent course of treatment.

Figures in italics indicate the base number of FP17s or Patient Questionnaire responses are less than 100. N/A is shown where the base number of responses is less than 10 during the period. % is calculated as Quantity/Base number*100

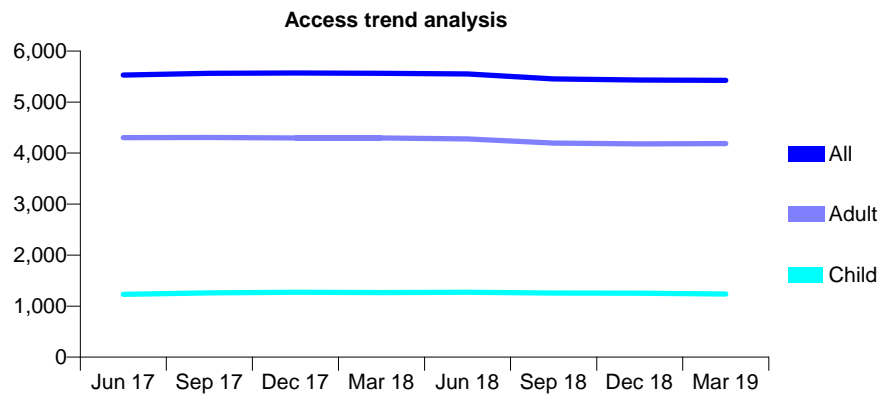
Q60 - Vital Signs At a Glance Contract Report for 182141/0001 - Year end March 2019

Name or company name	Audley Dental Practice Partnership
Contract type name	GDS Contract
Purpose of contract	General
Contract start date	01/04/2012
Contract end date	

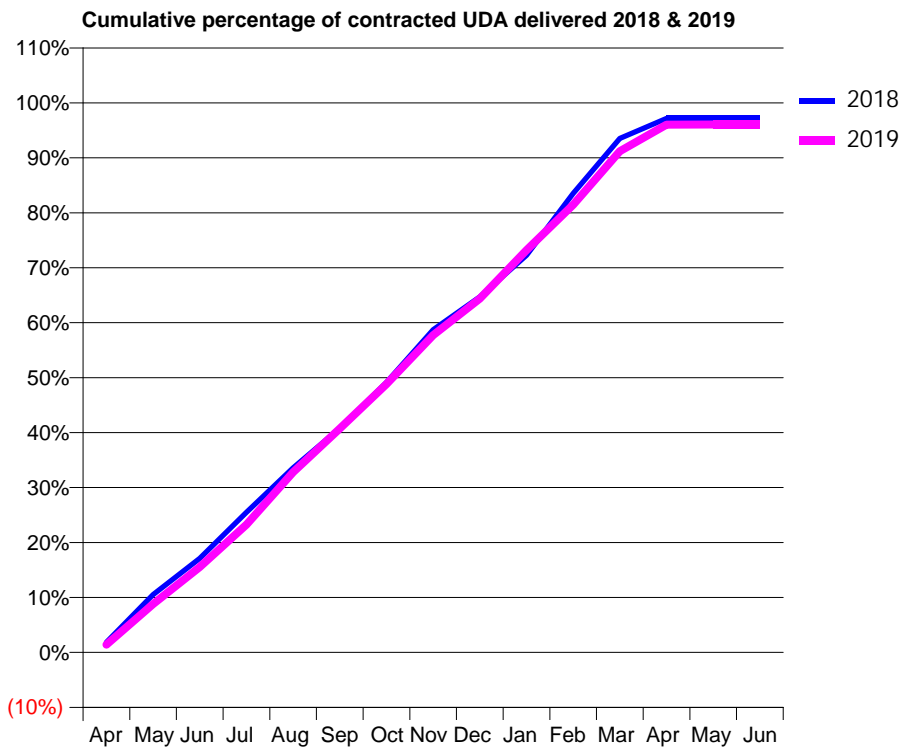
18/19 Contracted general activity (UDA)	16,106
Carry forward general activity (UDA)	457
18/19 Contracted orthodontic activity (UOA)	0
Carry forward orthodontic activity (UOA)	0
Baseline contract value	£405,499.95

ACCESS*

Patients seen in 24 months	Total	Change since previous quarter
Quarter ending March 2018	5,565	
Quarter ending June 2018	5,551	→
Quarter ending September 2018	5,455	↓
Quarter ending December 2018	5,431	→
Quarter ending March 2019	5,427	→
Variance since March 2018	(2.5%)	↓



ACTIVITY



Month	Adjusted Scheduled Activity (UDA)	
	2018	2019
April	298	229
May	1,693	1,419
June	2,759	2,505
July	4,106	3,747
August	5,412	5,281
September	6,570	6,560
October	7,916	7,862
November	9,457	9,299
December	10,419	10,367
January	11,641	11,790
February	13,454	13,123
March	15,065	14,685
April	15,649	15,469
May	15,649	15,470
June	15,649	15,470

QUALITY

	Quantity	Base Number	Contract	AT	Region	England
% of FP17s for the same patient ID Re-attending within 3 months - Children	177	2,289	7.7%	9.9%	11.5%	11.8%
% of FP17s for the same patient ID Re-attending within 3 months - Adults	497	6,297	7.9%	13.3%	15.2%	15.7%
% of FP17s for the same patient ID Re-attending between 3 & 9 months - Children	1,695	2,289	74.0%	61.0%	60.2%	58.9%
% of FP17s for the same patient ID Re-attending between 3 & 9 months - Adults	4,199	6,297	66.7%	54.9%	51.8%	50.8%
% of FP17s for Band 1 Urgent Courses	231	8,715	2.7%	7.4%	8.1%	9.1%
% of FP17s Relating to Free Repair or Replacements	15	8,715	0.2%	0.9%	0.8%	0.8%
% of FP17s Relating to Continuations	83	8,715	1.0%	1.0%	0.9%	0.9%
% of Patients satisfied with the dentistry they have received	10	10	100.0%	93.7%	92.7%	92.5%
% of Patients satisfied with the time they had to wait for an appointment	10	10	100.0%	89.7%	87.4%	87.0%

* This is based on patients treated on this contract for their most recent course of treatment. Figures in italics indicate the base number of FP17s or Patient Questionnaire responses are less than 100. N/A is shown where the base number of responses is less than 10 during the period. % is calculated as Quantity/Base number*100

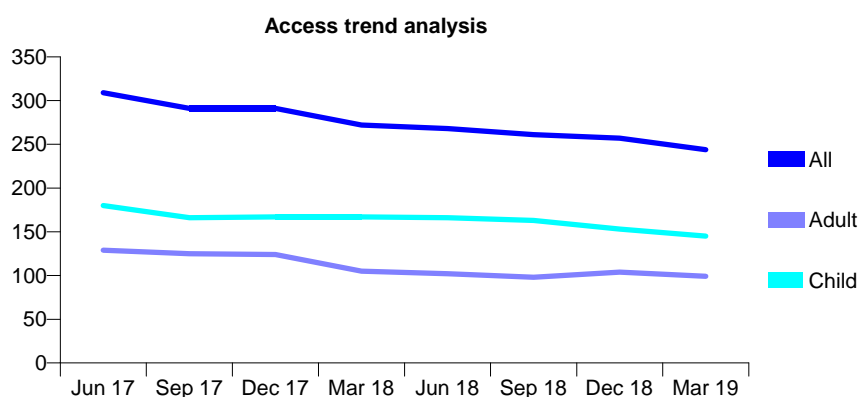
Q60 - Vital Signs At a Glance Contract Report for 182389/0001 - Year end March 2019

Name or company name	Mr W Herath
Contract type name	GDS Contract
Purpose of contract	General
Contract start date	04/01/2013
Contract end date	

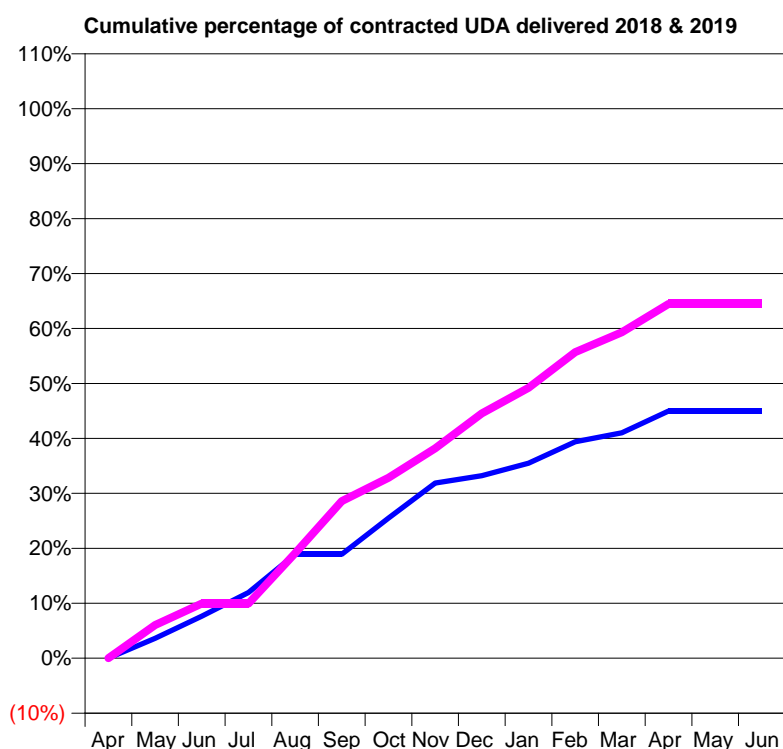
18/19 Contracted general activity (UDA)	700
Carry forward general activity (UDA)	0
18/19 Contracted orthodontic activity (UOA)	0
Carry forward orthodontic activity (UOA)	0
Baseline contract value	£16,142.79

ACCESS*

Patients seen in 24 months	Total	Change since previous quarter
Quarter ending March 2018	272	
Quarter ending June 2018	268	↓
Quarter ending September 2018	261	↓
Quarter ending December 2018	257	↓
Quarter ending March 2019	244	↓
Variance since March 2018	(10.3%)	↓



ACTIVITY



Month	2018	2019
April	0	0
May	38	42
June	80	70
July	125	70
August	199	134
September	199	200
October	268	230
November	335	267
December	349	312
January	373	344
February	414	390
March	431	415
April	472	451
May	472	451
June	472	451

QUALITY

	Quantity	Base Number	Contract	AT	Region	England
% of FP17s for the same patient ID Re-attending within 3 months - Children	5	209	2.4%	9.9%	11.5%	11.8%
% of FP17s for the same patient ID Re-attending within 3 months - Adults	19	101	18.8%	13.3%	15.2%	15.7%
% of FP17s for the same patient ID Re-attending between 3 & 9 months - Children	127	209	60.8%	61.0%	60.2%	58.9%
% of FP17s for the same patient ID Re-attending between 3 & 9 months - Adults	37	101	36.6%	54.9%	51.8%	50.8%
% of FP17s for Band 1 Urgent Courses	16	296	5.4%	7.4%	8.1%	9.1%
% of FP17s Relating to Free Repair or Replacements	0	296	0.0%	0.9%	0.8%	0.8%
% of FP17s Relating to Continuations	5	296	1.7%	1.0%	0.9%	0.9%
% of Patients satisfied with the dentistry they have received	0	0	N/A	93.7%	92.7%	92.5%
% of Patients satisfied with the time they had to wait for an appointment	0	0	N/A	89.7%	87.4%	87.0%

* This is based on patients treated on this contract for their most recent course of treatment.

Figures in italics indicate the base number of FP17s or Patient Questionnaire responses are less than 100. N/A is shown where the base number of responses is less than 10 during the period. % is calculated as Quantity/Base number*100

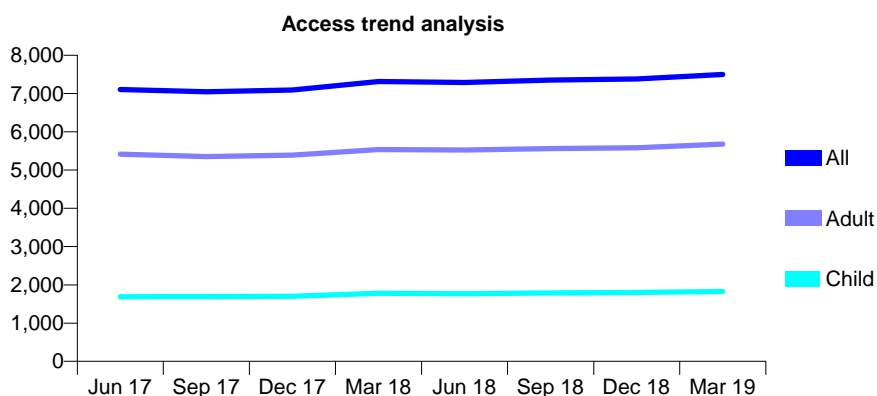
Q60 - Vital Signs At a Glance Contract Report for 184411/0001 - Year end March 2019

Name or company name	Mroke Limited
Contract type name	GDS Contract
Purpose of contract	General
Contract start date	01/04/2009
Contract end date	

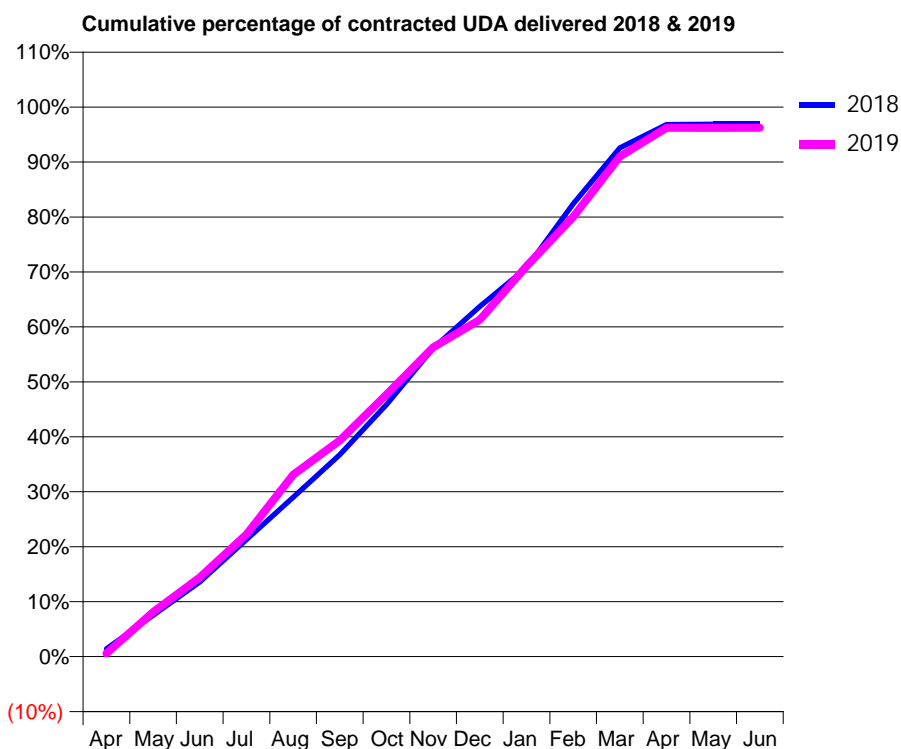
18/19 Contracted general activity (UDA)	21,512
Carry forward general activity (UDA)	673
18/19 Contracted orthodontic activity (UOA)	0
Carry forward orthodontic activity (UOA)	0
Baseline contract value	£564,236.38

ACCESS*

Patients seen in 24 months	Total	Change since previous quarter
Quarter ending March 2018	7,315	
Quarter ending June 2018	7,292	→
Quarter ending September 2018	7,352	→
Quarter ending December 2018	7,383	→
Quarter ending March 2019	7,501	→
Variance since March 2018	2.5%	↑



ACTIVITY



Month	Adjusted Scheduled Activity (UDA)	
	2018	2019
April	307	127
May	1,620	1,749
June	2,924	3,099
July	4,582	4,785
August	6,235	7,124
September	7,901	8,462
October	9,863	10,260
November	12,078	12,109
December	13,708	13,186
January	15,218	15,284
February	17,727	17,213
March	19,911	19,574
April	20,826	20,700
May	20,837	20,695
June	20,839	20,703

QUALITY

	Quantity	Base Number	Contract	AT	Region	England
% of FP17s for the same patient ID Re-attending within 3 months - Children	171	2,734	6.3%	9.9%	11.5%	11.8%
% of FP17s for the same patient ID Re-attending within 3 months - Adults	640	7,355	8.7%	13.3%	15.2%	15.7%
% of FP17s for the same patient ID Re-attending between 3 & 9 months - Children	1,715	2,734	62.7%	61.0%	60.2%	58.9%
% of FP17s for the same patient ID Re-attending between 3 & 9 months - Adults	3,930	7,355	53.4%	54.9%	51.8%	50.8%
% of FP17s for Band 1 Urgent Courses	553	10,185	5.4%	7.4%	8.1%	9.1%
% of FP17s Relating to Free Repair or Replacements	67	10,185	0.7%	0.9%	0.8%	0.8%
% of FP17s Relating to Continuations	33	10,185	0.3%	1.0%	0.9%	0.9%
% of Patients satisfied with the dentistry they have received	6	6	N/A	93.7%	92.7%	92.5%
% of Patients satisfied with the time they had to wait for an appointment	6	6	N/A	89.7%	87.4%	87.0%

* This is based on patients treated on this contract for their most recent course of treatment. Figures in italics indicate the base number of FP17s or Patient Questionnaire responses are less than 100. N/A is shown where the base number of responses is less than 10 during the period. % is calculated as Quantity/Base number*100

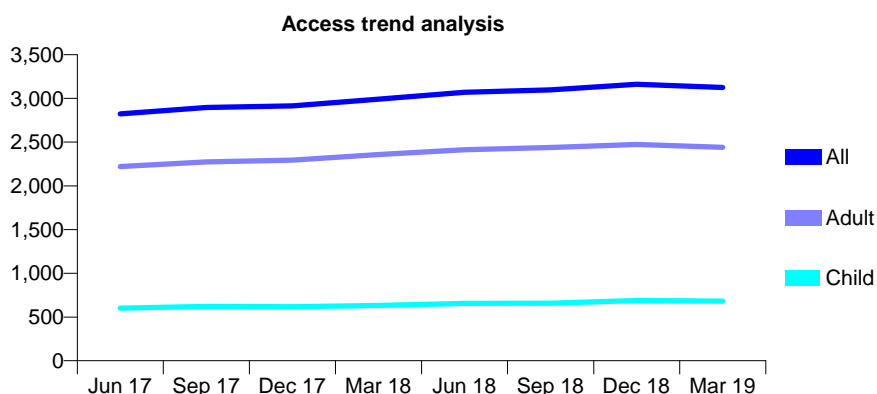
Q60 - Vital Signs At a Glance Contract Report for 184411/0002 - Year end March 2019

Name or company name	Mroke Limited
Contract type name	GDS Contract
Purpose of contract	General
Contract start date	01/04/2009
Contract end date	

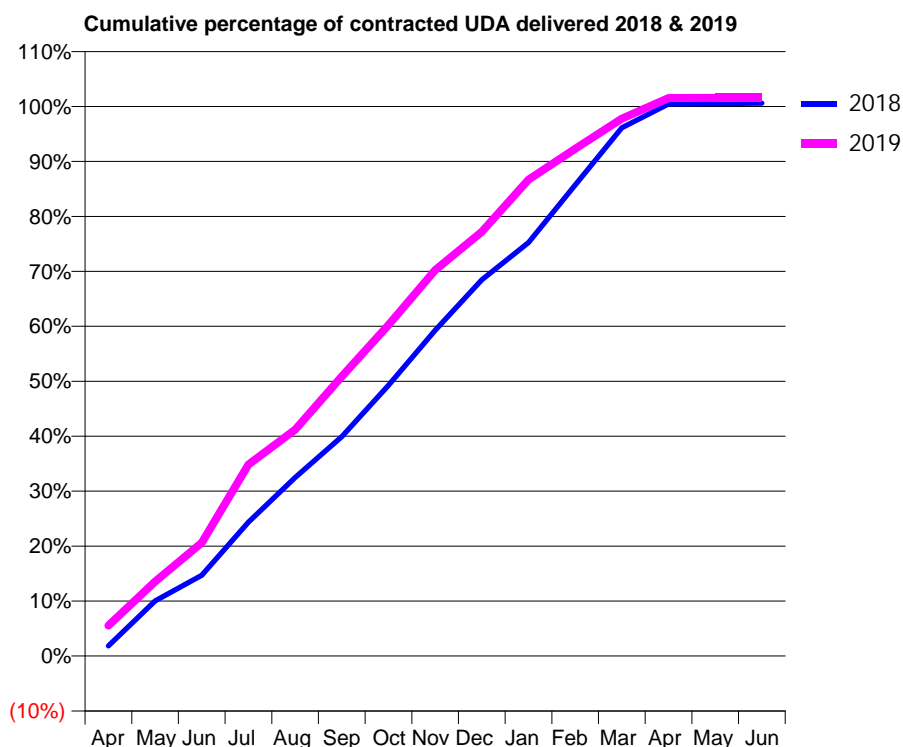
18/19 Contracted general activity (UDA)	7,698
Carry forward general activity (UDA)	-46
18/19 Contracted orthodontic activity (UOA)	0
Carry forward orthodontic activity (UOA)	0
Baseline contract value	£200,415.37

ACCESS*

Patients seen in 24 months	Total	Change since previous quarter
Quarter ending March 2018	2,991	
Quarter ending June 2018	3,071	↑
Quarter ending September 2018	3,097	→
Quarter ending December 2018	3,161	↑
Quarter ending March 2019	3,124	↓
Variance since March 2018	4.4%	↑



ACTIVITY



Month	Adjusted Scheduled Activity (UDA)	
	2018	2019
April	144	427
May	773	1,042
June	1,131	1,587
July	1,876	2,684
August	2,501	3,171
September	3,073	3,915
October	3,793	4,637
November	4,564	5,407
December	5,269	5,942
January	5,792	6,672
February	6,599	7,106
March	7,399	7,528
April	7,733	7,815
May	7,737	7,820
June	7,744	7,820

QUALITY

	Quantity	Base Number	Contract	AT	Region	England
% of FP17s for the same patient ID Re-attending within 3 months - Children	64	925	6.9%	9.9%	11.5%	11.8%
% of FP17s for the same patient ID Re-attending within 3 months - Adults	448	3,349	13.4%	13.3%	15.2%	15.7%
% of FP17s for the same patient ID Re-attending between 3 & 9 months - Children	496	925	53.6%	61.0%	60.2%	58.9%
% of FP17s for the same patient ID Re-attending between 3 & 9 months - Adults	1,854	3,349	55.4%	54.9%	51.8%	50.8%
% of FP17s for Band 1 Urgent Courses	294	4,241	6.9%	7.4%	8.1%	9.1%
% of FP17s Relating to Free Repair or Replacements	52	4,241	1.2%	0.9%	0.8%	0.8%
% of FP17s Relating to Continuations	61	4,241	1.4%	1.0%	0.9%	0.9%
% of Patients satisfied with the dentistry they have received	0	0	N/A	93.7%	92.7%	92.5%
% of Patients satisfied with the time they had to wait for an appointment	0	0	N/A	89.7%	87.4%	87.0%

* This is based on patients treated on this contract for their most recent course of treatment. Figures in italics indicate the base number of FP17s or Patient Questionnaire responses are less than 100. N/A is shown where the base number of responses is less than 10 during the period. % is calculated as Quantity/Base number*100

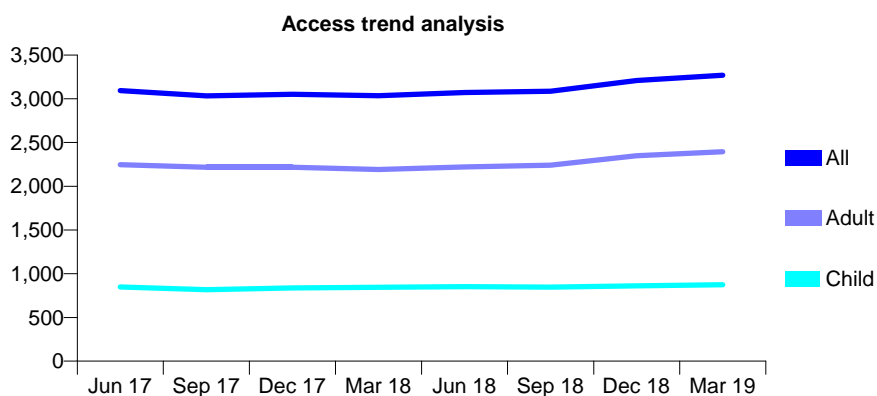
Q60 - Vital Signs At a Glance Contract Report for 186058/0001 - Year end March 2019

Name or company name	The Avenue Dentistry
Contract type name	GDS Contract
Purpose of contract	General
Contract start date	01/07/2013
Contract end date	

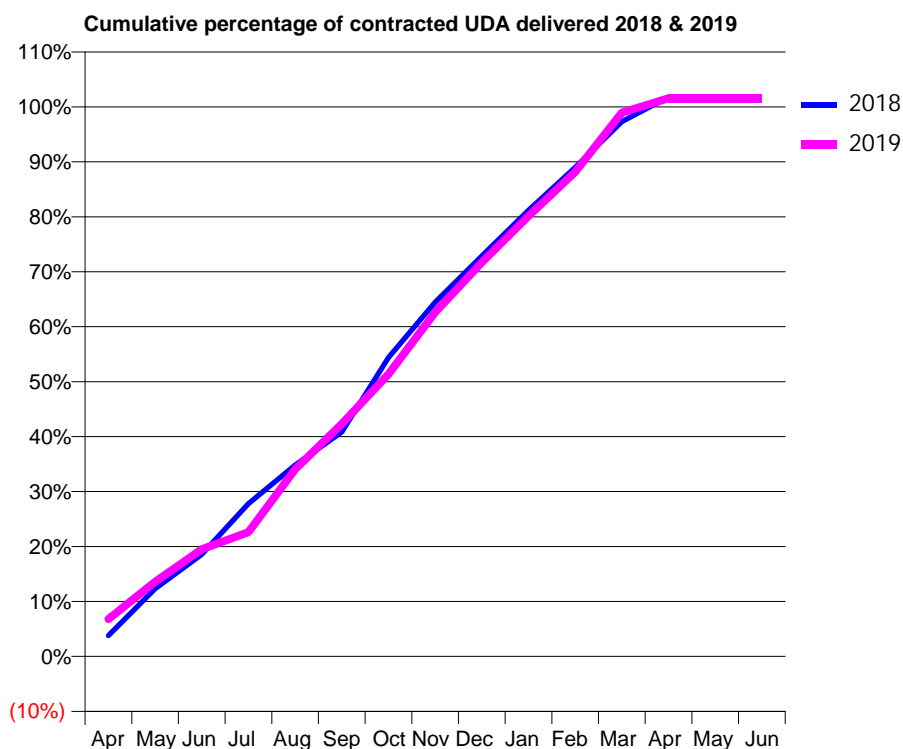
18/19 Contracted general activity (UDA)	9,504
Carry forward general activity (UDA)	-169
18/19 Contracted orthodontic activity (UOA)	0
Carry forward orthodontic activity (UOA)	0
Baseline contract value	£271,520.55

ACCESS*

Patients seen in 24 months	Total	Change since previous quarter
Quarter ending March 2018	3,035	
Quarter ending June 2018	3,072	→
Quarter ending September 2018	3,086	→
Quarter ending December 2018	3,210	↑
Quarter ending March 2019	3,269	→
Variance since March 2018	7.7%	↑



ACTIVITY



Month	Adjusted Scheduled Activity (UDA)	
	2018	2019
April	362	646
May	1,172	1,293
June	1,767	1,854
July	2,642	2,150
August	3,308	3,237
September	3,883	4,020
October	5,170	4,882
November	6,127	5,952
December	6,923	6,812
January	7,716	7,617
February	8,455	8,381
March	9,250	9,405
April	9,674	9,654
May	9,673	9,653
June	9,673	9,653

QUALITY

	Quantity	Base Number	Contract	AT	Region	England
% of FP17s for the same patient ID Re-attending within 3 months - Children	140	1,544	9.1%	9.9%	11.5%	11.8%
% of FP17s for the same patient ID Re-attending within 3 months - Adults	541	3,727	14.5%	13.3%	15.2%	15.7%
% of FP17s for the same patient ID Re-attending between 3 & 9 months - Children	1,003	1,544	65.0%	61.0%	60.2%	58.9%
% of FP17s for the same patient ID Re-attending between 3 & 9 months - Adults	1,601	3,727	43.0%	54.9%	51.8%	50.8%
% of FP17s for Band 1 Urgent Courses	324	5,237	6.2%	7.4%	8.1%	9.1%
% of FP17s Relating to Free Repair or Replacements	71	5,237	1.4%	0.9%	0.8%	0.8%
% of FP17s Relating to Continuations	33	5,237	0.6%	1.0%	0.9%	0.9%
% of Patients satisfied with the dentistry they have received	1	1	N/A	93.7%	92.7%	92.5%
% of Patients satisfied with the time they had to wait for an appointment	1	1	N/A	89.7%	87.4%	87.0%

* This is based on patients treated on this contract for their most recent course of treatment. Figures in italics indicate the base number of FP17s or Patient Questionnaire responses are less than 100. N/A is shown where the base number of responses is less than 10 during the period. % is calculated as Quantity/Base number*100

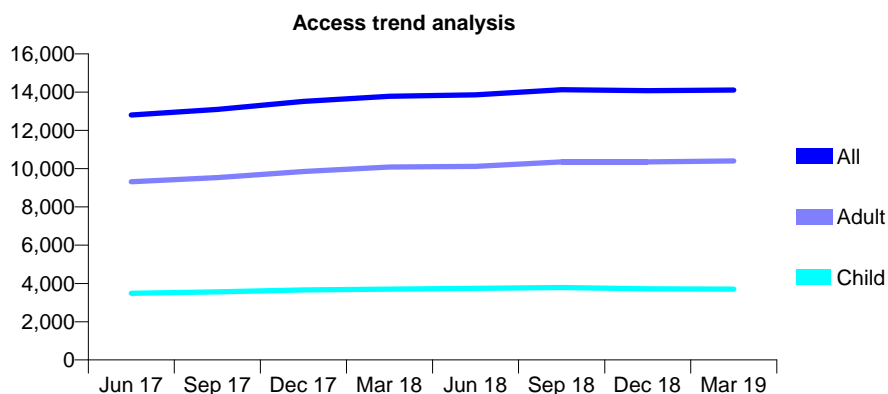
Q60 - Vital Signs At a Glance Contract Report for 186597/0001 - Year end March 2019

Name or company name	Dosthill Valley Dental Practice
Contract type name	GDS Contract
Purpose of contract	General
Contract start date	01/01/2016
Contract end date	

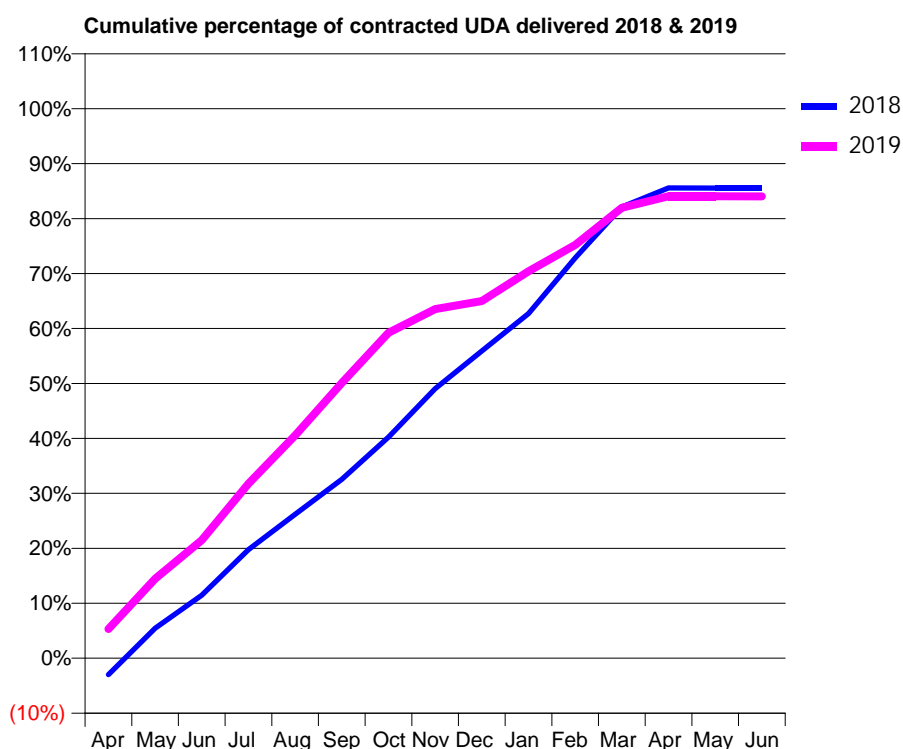
18/19 Contracted general activity (UDA)	39,000
Carry forward general activity (UDA)	0
18/19 Contracted orthodontic activity (UOA)	0
Carry forward orthodontic activity (UOA)	0
Baseline contract value	£1,017,228.76

ACCESS*

Patients seen in 24 months	Total	Change since previous quarter
Quarter ending March 2018	13,788	
Quarter ending June 2018	13,859	→
Quarter ending September 2018	14,130	→
Quarter ending December 2018	14,075	→
Quarter ending March 2019	14,108	→
Variance since March 2018	2.3%	↑



ACTIVITY



Month	Adjusted Scheduled Activity (UDA)	
	2018	2019
April	-1,173	2,077
May	2,131	5,641
June	4,471	8,379
July	7,706	12,388
August	10,216	15,824
September	12,697	19,530
October	15,695	23,099
November	19,136	24,774
December	21,798	25,339
January	24,461	27,462
February	28,414	29,331
March	32,022	31,961
April	33,377	32,784
May	33,367	32,779
June	33,367	32,770

QUALITY

	Quantity	Base Number	Contract	AT	Region	England
% of FP17s for the same patient ID Re-attending within 3 months - Children	173	4,978	3.5%	9.9%	11.5%	11.8%
% of FP17s for the same patient ID Re-attending within 3 months - Adults	1,063	13,304	8.0%	13.3%	15.2%	15.7%
% of FP17s for the same patient ID Re-attending between 3 & 9 months - Children	3,342	4,978	67.1%	61.0%	60.2%	58.9%
% of FP17s for the same patient ID Re-attending between 3 & 9 months - Adults	8,496	13,304	63.9%	54.9%	51.8%	50.8%
% of FP17s for Band 1 Urgent Courses	397	18,059	2.2%	7.4%	8.1%	9.1%
% of FP17s Relating to Free Repair or Replacements	165	18,059	0.9%	0.9%	0.8%	0.8%
% of FP17s Relating to Continuations	144	18,059	0.8%	1.0%	0.9%	0.9%
% of Patients satisfied with the dentistry they have received	5	6	N/A	93.7%	92.7%	92.5%
% of Patients satisfied with the time they had to wait for an appointment	6	6	N/A	89.7%	87.4%	87.0%

* This is based on patients treated on this contract for their most recent course of treatment.

Figures in italics indicate the base number of FP17s or Patient Questionnaire responses are less than 100. N/A is shown where the base number of responses is less than 10 during the period. % is calculated as Quantity/Base number*100

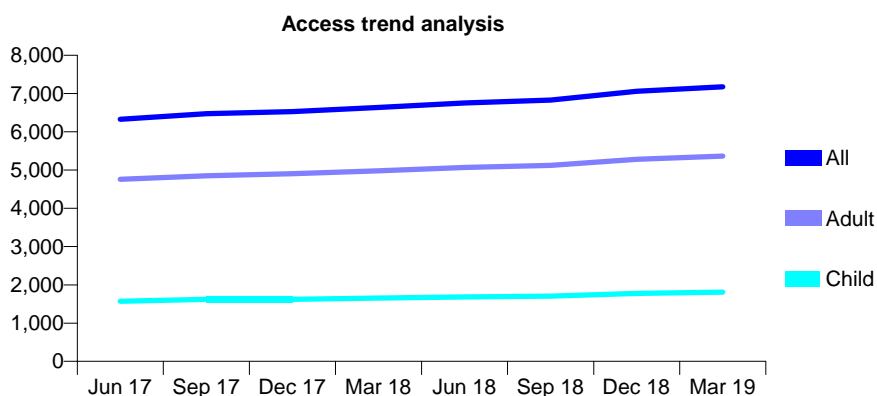
Q60 - Vital Signs At a Glance Contract Report for 186988/0001 - Year end March 2019

Name or company name	The Westbury Park Dental Practice Partner
Contract type name	GDS Contract
Purpose of contract	General
Contract start date	05/12/2013
Contract end date	

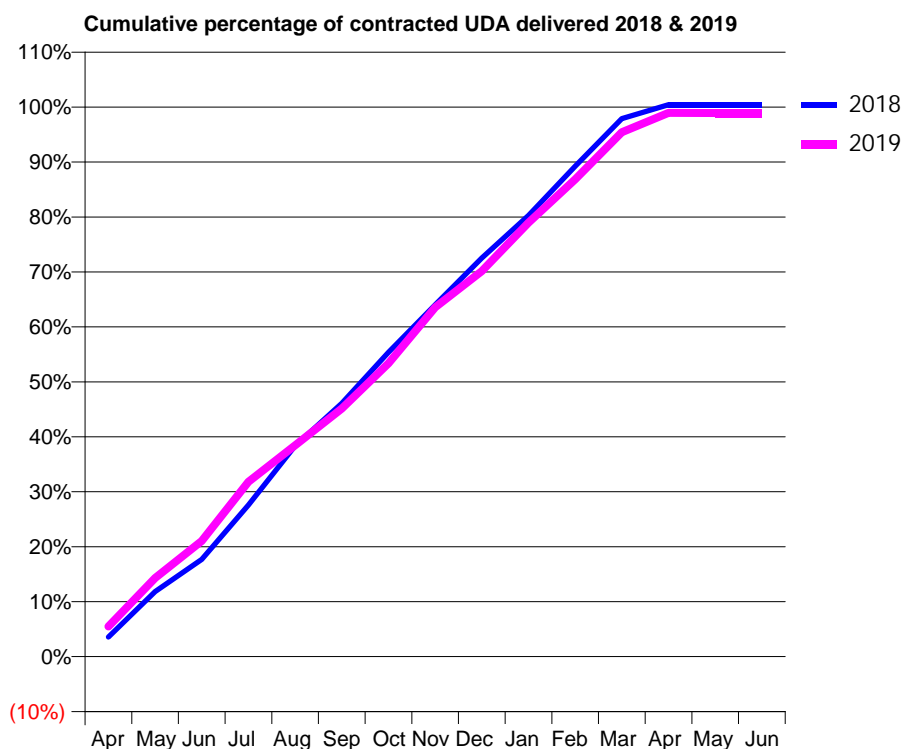
18/19 Contracted general activity (UDA)	18,842
Carry forward general activity (UDA)	-81
18/19 Contracted orthodontic activity (UOA)	0
Carry forward orthodontic activity (UOA)	0
Baseline contract value	£527,210.78

ACCESS*

Patients seen in 24 months	Total	Change since previous quarter
Quarter ending March 2018	6,634	
Quarter ending June 2018	6,753	→
Quarter ending September 2018	6,831	→
Quarter ending December 2018	7,056	↑
Quarter ending March 2019	7,175	→
Variance since March 2018	8.2%	↑



ACTIVITY



Month	Adjusted Scheduled Activity (UDA)	
	2018	2019
April	675	1,037
May	2,232	2,696
June	3,335	3,968
July	5,202	5,994
August	7,230	7,243
September	8,685	8,503
October	10,433	10,058
November	12,064	11,975
December	13,664	13,216
January	15,123	14,876
February	16,813	16,367
March	18,444	17,977
April	18,923	18,642
May	18,923	18,640
June	18,923	18,638

QUALITY

	Quantity	Base Number	Contract	AT	Region	England
% of FP17s for the same patient ID Re-attending within 3 months - Children	103	2,243	4.6%	9.9%	11.5%	11.8%
% of FP17s for the same patient ID Re-attending within 3 months - Adults	589	6,564	9.0%	13.3%	15.2%	15.7%
% of FP17s for the same patient ID Re-attending between 3 & 9 months - Children	1,239	2,243	55.2%	61.0%	60.2%	58.9%
% of FP17s for the same patient ID Re-attending between 3 & 9 months - Adults	3,415	6,564	52.0%	54.9%	51.8%	50.8%
% of FP17s for Band 1 Urgent Courses	461	8,855	5.2%	7.4%	8.1%	9.1%
% of FP17s Relating to Free Repair or Replacements	51	8,855	0.6%	0.9%	0.8%	0.8%
% of FP17s Relating to Continuations	118	8,855	1.3%	1.0%	0.9%	0.9%
% of Patients satisfied with the dentistry they have received	10	10	100.0%	93.7%	92.7%	92.5%
% of Patients satisfied with the time they had to wait for an appointment	10	10	100.0%	89.7%	87.4%	87.0%

* This is based on patients treated on this contract for their most recent course of treatment. Figures in italics indicate the base number of FP17s or Patient Questionnaire responses are less than 100. N/A is shown where the base number of responses is less than 10 during the period. % is calculated as Quantity/Base number*100

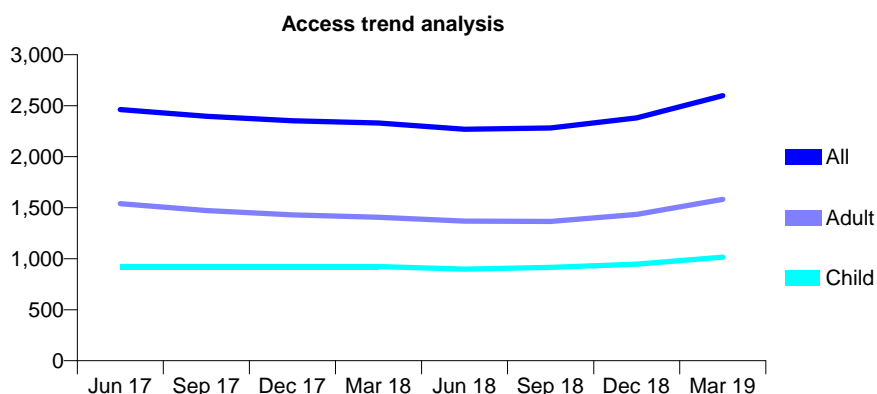
Q60 - Vital Signs At a Glance Contract Report for 188239/0001 - Year end March 2019

Name or company name	Dr J S Jandu and Ms K K Bhambra
Contract type name	GDS Contract
Purpose of contract	General and Orthodontic
Contract start date	01/12/2009
Contract end date	

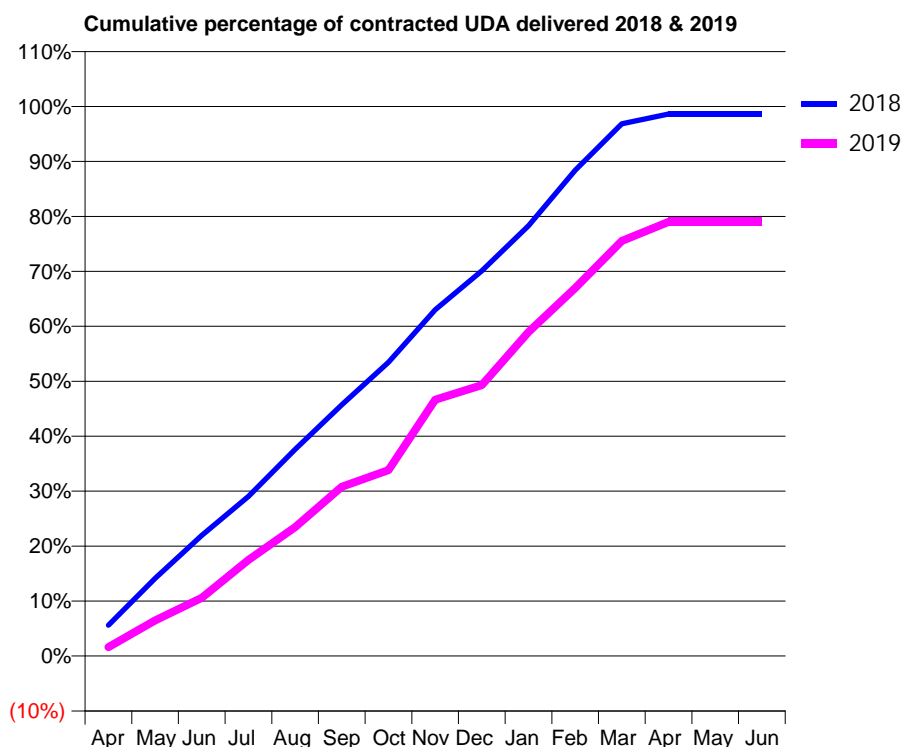
18/19 Contracted general activity (UDA)	8,309
Carry forward general activity (UDA)	86
18/19 Contracted orthodontic activity (UOA)	274
Carry forward orthodontic activity (UOA)	0
Baseline contract value	£227,268.97

ACCESS*

Patients seen in 24 months	Total	Change since previous quarter
Quarter ending March 2018	2,330	
Quarter ending June 2018	2,268	↓
Quarter ending September 2018	2,282	→
Quarter ending December 2018	2,381	↑
Quarter ending March 2019	2,598	↑
Variance since March 2018	11.5%	↑



ACTIVITY



Month	Adjusted Scheduled Activity (UDA)	
	2018	2019
April	354	134
May	891	540
June	1,385	879
July	1,833	1,453
August	2,373	1,949
September	2,884	2,560
October	3,372	2,810
November	3,975	3,875
December	4,420	4,097
January	4,940	4,899
February	5,577	5,563
March	6,109	6,276
April	6,223	6,563
May	6,223	6,563
June	6,223	6,563

QUALITY

	Quantity	Base Number	Contract	AT	Region	England
% of FP17s for the same patient ID Re-attending within 3 months - Children	136	1,674	8.1%	9.9%	11.5%	11.8%
% of FP17s for the same patient ID Re-attending within 3 months - Adults	266	2,154	12.3%	13.3%	15.2%	15.7%
% of FP17s for the same patient ID Re-attending between 3 & 9 months - Children	1,068	1,674	63.8%	61.0%	60.2%	58.9%
% of FP17s for the same patient ID Re-attending between 3 & 9 months - Adults	1,054	2,154	48.9%	54.9%	51.8%	50.8%
% of FP17s for Band 1 Urgent Courses	253	3,868	6.5%	7.4%	8.1%	9.1%
% of FP17s Relating to Free Repair or Replacements	6	3,868	0.2%	0.9%	0.8%	0.8%
% of FP17s Relating to Continuations	54	3,868	1.4%	1.0%	0.9%	0.9%
% of Patients satisfied with the dentistry they have received	2	2	N/A	93.7%	92.7%	92.5%
% of Patients satisfied with the time they had to wait for an appointment	2	2	N/A	89.7%	87.4%	87.0%

* This is based on patients treated on this contract for their most recent course of treatment. Figures in italics indicate the base number of FP17s or Patient Questionnaire responses are less than 100. N/A is shown where the base number of responses is less than 10 during the period. % is calculated as Quantity/Base number*100

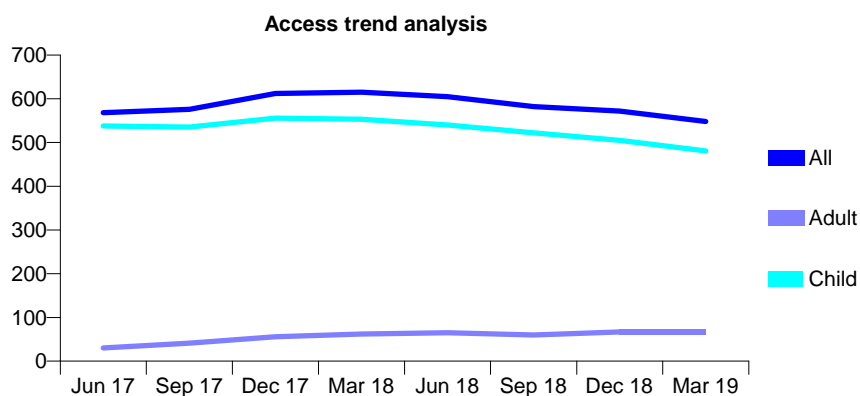
Q60 - Vital Signs At a Glance Contract Report for 188646/0001 - Year end March 2019

Name or company name	Grosvenor Dental Practice
Contract type name	GDS Contract
Purpose of contract	General
Contract start date	01/02/2016
Contract end date	

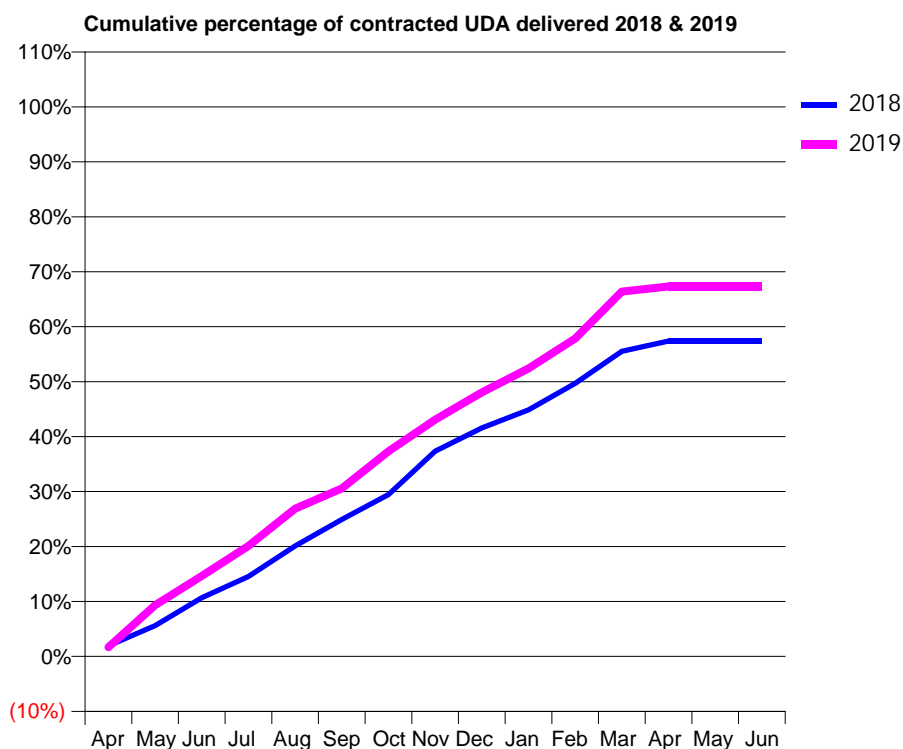
18/19 Contracted general activity (UDA)	1,719
Carry forward general activity (UDA)	0
18/19 Contracted orthodontic activity (UOA)	0
Carry forward orthodontic activity (UOA)	0
Baseline contract value	£44,488.00

ACCESS*

Patients seen in 24 months	Total	Change since previous quarter
Quarter ending March 2018	615	
Quarter ending June 2018	605	↓
Quarter ending September 2018	582	↓
Quarter ending December 2018	572	↓
Quarter ending March 2019	548	↓
Variance since March 2018	(10.9%)	↓



ACTIVITY



Month	Adjusted Scheduled Activity (UDA)	
	2018	2019
April	47	29
May	138	160
June	262	252
July	357	346
August	493	462
September	612	525
October	723	642
November	917	741
December	1,021	826
January	1,101	901
February	1,221	995
March	1,363	1,141
April	1,409	1,157
May	1,409	1,157
June	1,409	1,157

QUALITY

	Quantity	Base Number	Contract	AT	Region	England
% of FP17s for the same patient ID Re-attending within 3 months - Children	67	932	7.2%	9.9%	11.5%	11.8%
% of FP17s for the same patient ID Re-attending within 3 months - Adults	0	0	N/A	13.3%	15.2%	15.7%
% of FP17s for the same patient ID Re-attending between 3 & 9 months - Children	715	932	76.7%	61.0%	60.2%	58.9%
% of FP17s for the same patient ID Re-attending between 3 & 9 months - Adults	0	0	N/A	54.9%	51.8%	50.8%
% of FP17s for Band 1 Urgent Courses	17	909	1.9%	7.4%	8.1%	9.1%
% of FP17s Relating to Free Repair or Replacements	0	909	0.0%	0.9%	0.8%	0.8%
% of FP17s Relating to Continuations	1	909	0.1%	1.0%	0.9%	0.9%
% of Patients satisfied with the dentistry they have received	1	1	N/A	93.7%	92.7%	92.5%
% of Patients satisfied with the time they had to wait for an appointment	1	1	N/A	89.7%	87.4%	87.0%

* This is based on patients treated on this contract for their most recent course of treatment. Figures in italics indicate the base number of FP17s or Patient Questionnaire responses are less than 100. N/A is shown where the base number of responses is less than 10 during the period. % is calculated as Quantity/Base number*100

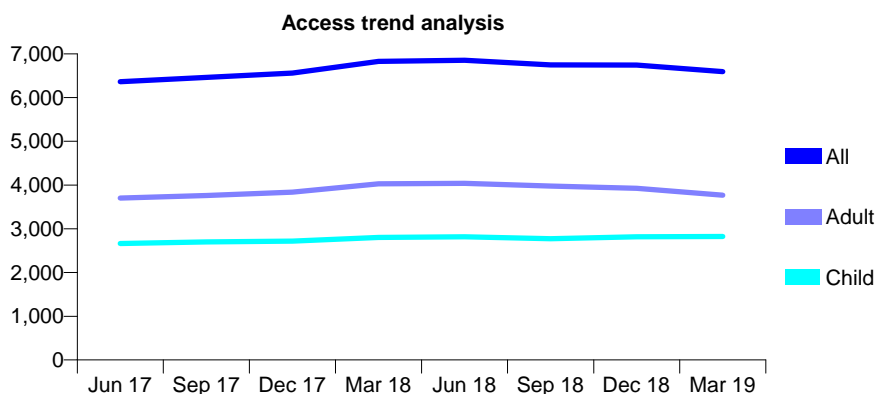
Q60 - Vital Signs At a Glance Contract Report for 190608/0001 - Year end March 2019

Name or company name	Dawley Dental Practice
Contract type name	GDS Contract
Purpose of contract	General
Contract start date	23/09/2009
Contract end date	

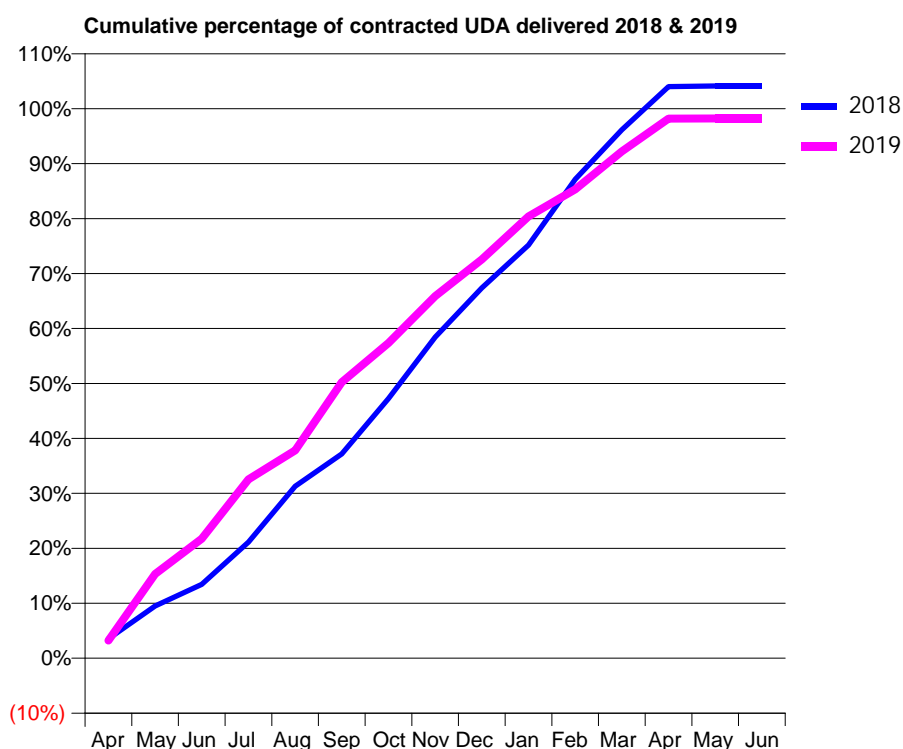
18/19 Contracted general activity (UDA)	17,919
Carry forward general activity (UDA)	0
18/19 Contracted orthodontic activity (UOA)	0
Carry forward orthodontic activity (UOA)	0
Baseline contract value	£458,538.63

ACCESS*

Patients seen in 24 months	Total	Change since previous quarter
Quarter ending March 2018	6,829	
Quarter ending June 2018	6,856	→
Quarter ending September 2018	6,748	↓
Quarter ending December 2018	6,741	→
Quarter ending March 2019	6,593	↓
Variance since March 2018	(3.5%)	↓



ACTIVITY



Month	Adjusted Scheduled Activity (UDA)	
	2018	2019
April	637	577
May	1,705	2,749
June	2,411	3,896
July	3,785	5,834
August	5,608	6,776
September	6,657	8,999
October	8,469	10,277
November	10,467	11,808
December	12,071	12,999
January	13,474	14,403
February	15,617	15,288
March	17,232	16,528
April	18,637	17,591
May	18,657	17,599
June	18,657	17,600

QUALITY

	Quantity	Base Number	Contract	AT	Region	England
% of FP17s for the same patient ID Re-attending within 3 months - Children	517	4,620	11.2%	9.9%	11.5%	11.8%
% of FP17s for the same patient ID Re-attending within 3 months - Adults	834	5,379	15.5%	13.3%	15.2%	15.7%
% of FP17s for the same patient ID Re-attending between 3 & 9 months - Children	2,906	4,620	62.9%	61.0%	60.2%	58.9%
% of FP17s for the same patient ID Re-attending between 3 & 9 months - Adults	3,218	5,379	59.8%	54.9%	51.8%	50.8%
% of FP17s for Band 1 Urgent Courses	484	9,539	5.1%	7.4%	8.1%	9.1%
% of FP17s Relating to Free Repair or Replacements	27	9,539	0.3%	0.9%	0.8%	0.8%
% of FP17s Relating to Continuations	38	9,539	0.4%	1.0%	0.9%	0.9%
% of Patients satisfied with the dentistry they have received	5	5	N/A	93.7%	92.7%	92.5%
% of Patients satisfied with the time they had to wait for an appointment	5	5	N/A	89.7%	87.4%	87.0%

* This is based on patients treated on this contract for their most recent course of treatment. Figures in italics indicate the base number of FP17s or Patient Questionnaire responses are less than 100. N/A is shown where the base number of responses is less than 10 during the period. % is calculated as Quantity/Base number*100

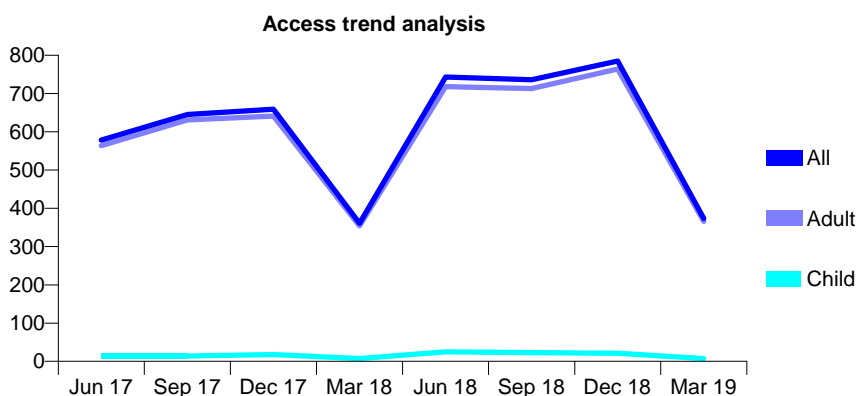
Q60 - Vital Signs At a Glance Contract Report for 192538/0001 - Year end March 2019

Name or company name	The Smile Works Ltd
Contract type name	PDS Contract
Purpose of contract	General
Contract start date	01/07/2015
Contract end date	31/03/2020

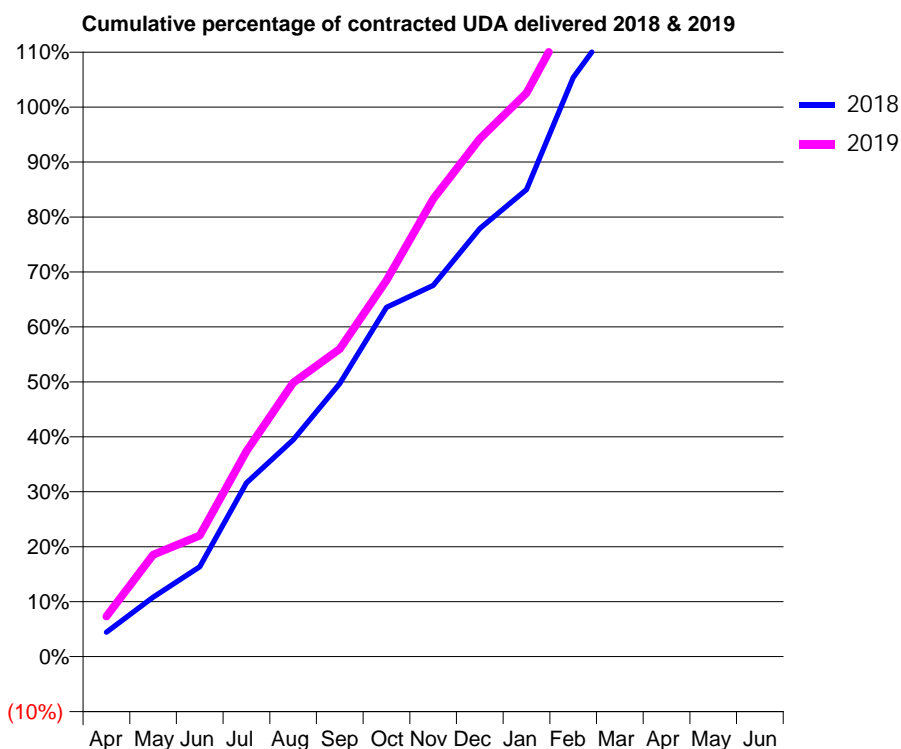
18/19 Contracted general activity (UDA)	1,800
Carry forward general activity (UDA)	0
18/19 Contracted orthodontic activity (UOA)	0
Carry forward orthodontic activity (UOA)	0
Baseline contract value	£74,617.12

ACCESS*

Patients seen in 24 months	Total	Change since previous quarter
Quarter ending March 2018	361	
Quarter ending June 2018	743	↑
Quarter ending September 2018	736	→
Quarter ending December 2018	785	↑
Quarter ending March 2019	373	↓
Variance since March 2018	3.3%	↑



ACTIVITY



Month	Adjusted Scheduled Activity (UDA)	
	2018	2019
April	80	132
May	195	334
June	294	397
July	569	673
August	710	897
September	895	1,008
October	1,144	1,232
November	1,216	1,499
December	1,402	1,696
January	1,530	1,846
February	1,897	2,126
March	2,105	2,438
April	2,150	2,502
May	2,150	2,502
June	2,150	2,502

QUALITY

	Quantity	Base Number	Contract	AT	Region	England
% of FP17s for the same patient ID Re-attending within 3 months - Children	1	31	3.2%	9.9%	11.5%	11.8%
% of FP17s for the same patient ID Re-attending within 3 months - Adults	2	856	0.2%	13.3%	15.2%	15.7%
% of FP17s for the same patient ID Re-attending between 3 & 9 months - Children	0	31	0.0%	61.0%	60.2%	58.9%
% of FP17s for the same patient ID Re-attending between 3 & 9 months - Adults	4	856	0.5%	54.9%	51.8%	50.8%
% of FP17s for Band 1 Urgent Courses	0	894	0.0%	7.4%	8.1%	9.1%
% of FP17s Relating to Free Repair or Replacements	0	894	0.0%	0.9%	0.8%	0.8%
% of FP17s Relating to Continuations	0	894	0.0%	1.0%	0.9%	0.9%
% of Patients satisfied with the dentistry they have received	1	1	N/A	93.7%	92.7%	92.5%
% of Patients satisfied with the time they had to wait for an appointment	1	1	N/A	89.7%	87.4%	87.0%

* This is based on patients treated on this contract for their most recent course of treatment. Figures in italics indicate the base number of FP17s or Patient Questionnaire responses are less than 100. N/A is shown where the base number of responses is less than 10 during the period. % is calculated as Quantity/Base number*100

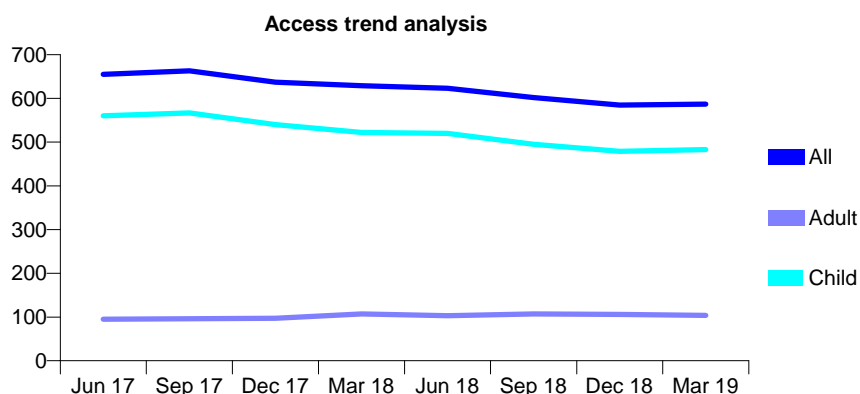
Q60 - Vital Signs At a Glance Contract Report for 193623/0001 - Year end March 2019

Name or company name	Beaufort Dental Health Centre Ltd
Contract type name	GDS Contract
Purpose of contract	General
Contract start date	01/07/2009
Contract end date	

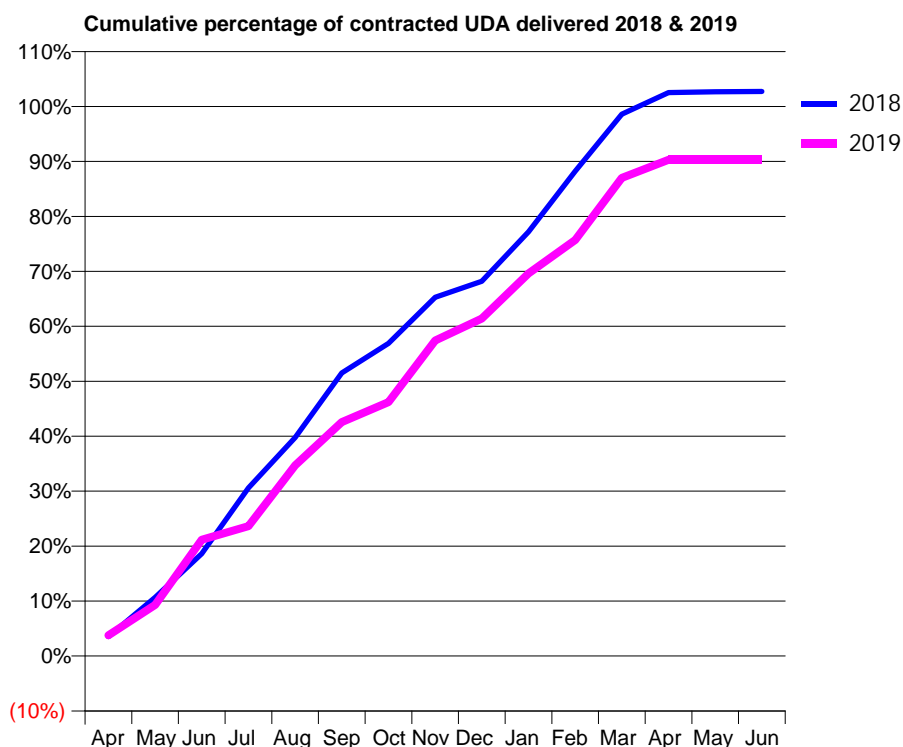
18/19 Contracted general activity (UDA)	1,380
Carry forward general activity (UDA)	-28
18/19 Contracted orthodontic activity (UOA)	0
Carry forward orthodontic activity (UOA)	0
Baseline contract value	£31,043.23

ACCESS*

Patients seen in 24 months	Total	Change since previous quarter
Quarter ending March 2018	629	
Quarter ending June 2018	623	→
Quarter ending September 2018	602	↓
Quarter ending December 2018	585	↓
Quarter ending March 2019	587	→
Variance since March 2018	(6.7%)	↓



ACTIVITY



Month	Adjusted Scheduled Activity (UDA)	
	2018	2019
April	49	52
May	147	128
June	257	292
July	422	326
August	549	479
September	711	587
October	785	638
November	901	792
December	941	847
January	1,065	961
February	1,218	1,045
March	1,361	1,201
April	1,415	1,246
May	1,417	1,246
June	1,418	1,246

QUALITY

	Quantity	Base Number	Contract	AT	Region	England
% of FP17s for the same patient ID Re-attending within 3 months - Children	46	841	5.5%	9.9%	11.5%	11.8%
% of FP17s for the same patient ID Re-attending within 3 months - Adults	7	58	12.1%	13.3%	15.2%	15.7%
% of FP17s for the same patient ID Re-attending between 3 & 9 months - Children	649	841	77.2%	61.0%	60.2%	58.9%
% of FP17s for the same patient ID Re-attending between 3 & 9 months - Adults	42	58	72.4%	54.9%	51.8%	50.8%
% of FP17s for Band 1 Urgent Courses	24	875	2.7%	7.4%	8.1%	9.1%
% of FP17s Relating to Free Repair or Replacements	0	875	0.0%	0.9%	0.8%	0.8%
% of FP17s Relating to Continuations	0	875	0.0%	1.0%	0.9%	0.9%
% of Patients satisfied with the dentistry they have received	0	0	N/A	93.7%	92.7%	92.5%
% of Patients satisfied with the time they had to wait for an appointment	0	0	N/A	89.7%	87.4%	87.0%

* This is based on patients treated on this contract for their most recent course of treatment. Figures in italics indicate the base number of FP17s or Patient Questionnaire responses are less than 100. N/A is shown where the base number of responses is less than 10 during the period. % is calculated as Quantity/Base number*100

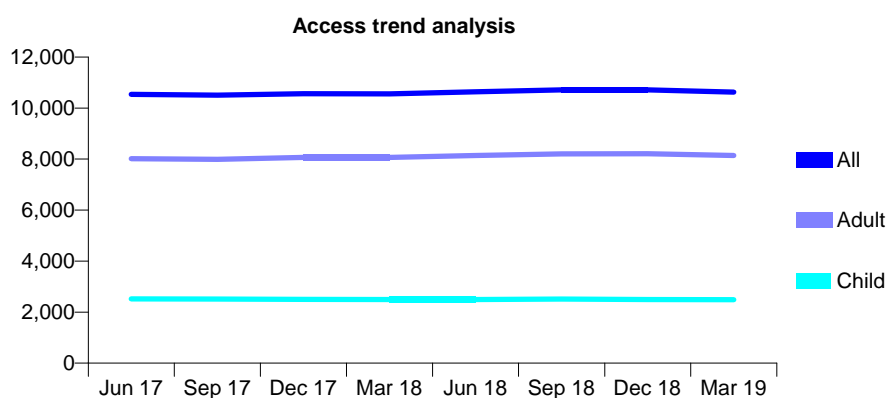
Q60 - Vital Signs At a Glance Contract Report for 195170/0001 - Year end March 2019

Name or company name	Station House Dental Practice (Telford) Ltd.
Contract type name	Pilot Contract
Purpose of contract	General and Orthodontic
Contract start date	01/12/2009
Contract end date	

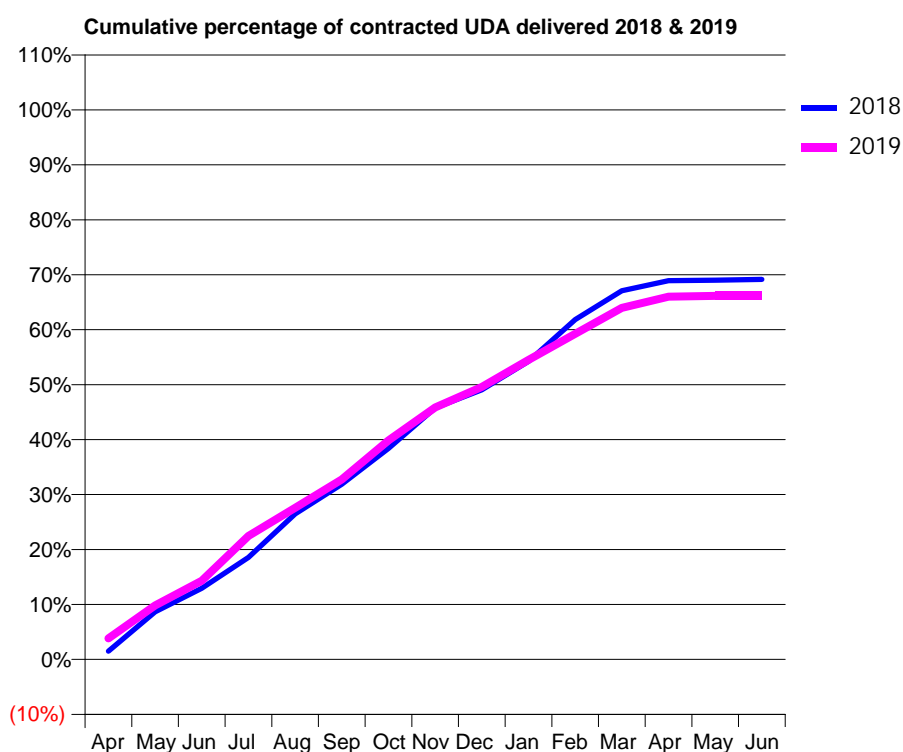
18/19 Contracted general activity (UDA)	39,000
Carry forward general activity (UDA)	0
18/19 Contracted orthodontic activity (UOA)	1,000
Carry forward orthodontic activity (UOA)	-2
Baseline contract value	£1,149,744.54

ACCESS*

Patients seen in 24 months	Total	Change since previous quarter
Quarter ending March 2018	10,558	
Quarter ending June 2018	10,637	→
Quarter ending September 2018	10,713	→
Quarter ending December 2018	10,710	→
Quarter ending March 2019	10,630	→
Variance since March 2018	0.7%	→



ACTIVITY



Month	Adjusted Scheduled Activity (UDA)	
	2018	2019
April	596	1,490
May	3,380	3,838
June	5,044	5,590
July	7,246	8,762
August	10,329	10,763
September	12,431	12,775
October	14,973	15,545
November	17,841	17,880
December	19,135	19,342
January	21,159	21,263
February	24,117	23,108
March	26,167	24,956
April	26,877	25,739
May	26,912	25,790
June	26,970	25,808

QUALITY

	Quantity	Base Number	Contract	AT	Region	England
% of FP17s for the same patient ID Re-attending within 3 months - Children	186	3,659	5.1%	9.9%	11.5%	11.8%
% of FP17s for the same patient ID Re-attending within 3 months - Adults	666	9,344	7.1%	13.3%	15.2%	15.7%
% of FP17s for the same patient ID Re-attending between 3 & 9 months - Children	2,302	3,659	62.9%	61.0%	60.2%	58.9%
% of FP17s for the same patient ID Re-attending between 3 & 9 months - Adults	4,233	9,344	45.3%	54.9%	51.8%	50.8%
% of FP17s for Band 1 Urgent Courses	273	12,236	2.2%	7.4%	8.1%	9.1%
% of FP17s Relating to Free Repair or Replacements	50	12,236	0.4%	0.9%	0.8%	0.8%
% of FP17s Relating to Continuations	172	12,236	1.4%	1.0%	0.9%	0.9%
% of Patients satisfied with the dentistry they have received	10	11	90.9%	93.7%	92.7%	92.5%
% of Patients satisfied with the time they had to wait for an appointment	10	11	90.9%	89.7%	87.4%	87.0%

* This is based on patients treated on this contract for their most recent course of treatment. Figures in italics indicate the base number of FP17s or Patient Questionnaire responses are less than 100. N/A is shown where the base number of responses is less than 10 during the period. % is calculated as Quantity/Base number*100

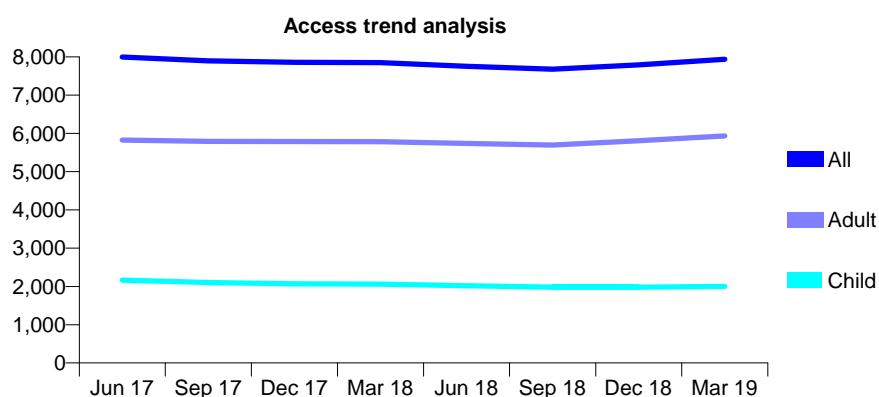
Q60 - Vital Signs At a Glance Contract Report for 195464/0001 - Year end March 2019

Name or company name	Keen Dental Care
Contract type name	GDS Contract
Purpose of contract	General
Contract start date	01/04/2012
Contract end date	

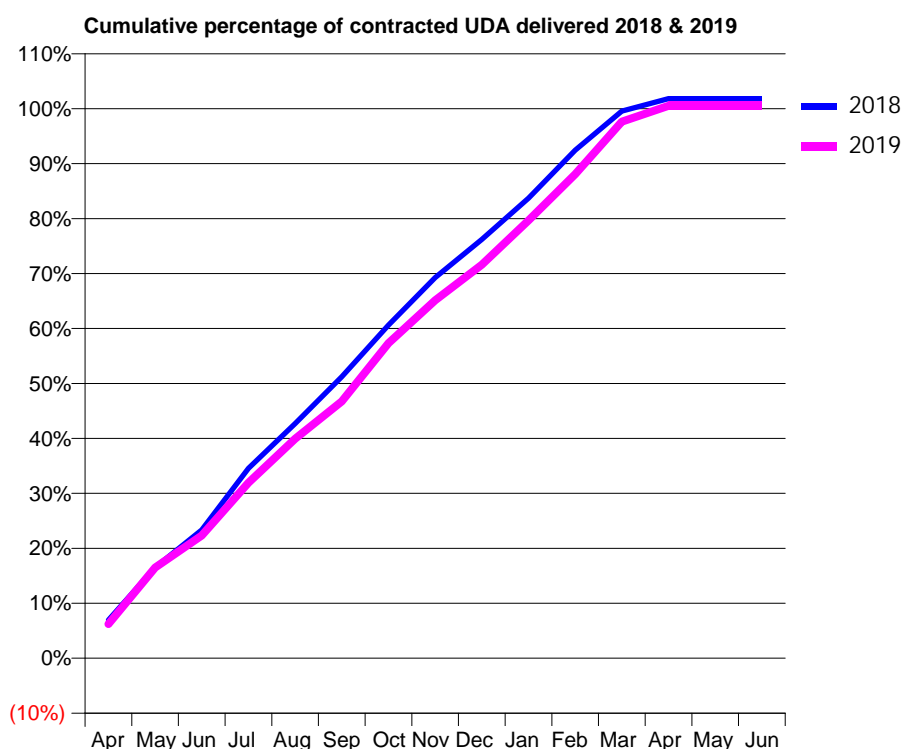
18/19 Contracted general activity (UDA)	23,530
Carry forward general activity (UDA)	-425
18/19 Contracted orthodontic activity (UOA)	0
Carry forward orthodontic activity (UOA)	0
Baseline contract value	£598,316.98

ACCESS*

Patients seen in 24 months	Total	Change since previous quarter
Quarter ending March 2018	7,847	
Quarter ending June 2018	7,754	↓
Quarter ending September 2018	7,677	→
Quarter ending December 2018	7,792	→
Quarter ending March 2019	7,937	→
Variance since March 2018	1.1%	→



ACTIVITY



Month	Adjusted Scheduled Activity (UDA)	
	2018	2019
April	1,604	1,466
May	3,811	3,886
June	5,382	5,259
July	7,955	7,514
August	9,831	9,399
September	11,797	10,997
October	13,963	13,492
November	15,952	15,326
December	17,552	16,846
January	19,279	18,740
February	21,291	20,727
March	22,928	22,974
April	23,454	23,651
May	23,455	23,648
June	23,455	23,648

QUALITY

	Quantity	Base Number	Contract	AT	Region	England
% of FP17s for the same patient ID Re-attending within 3 months - Children	168	3,195	5.3%	9.9%	11.5%	11.8%
% of FP17s for the same patient ID Re-attending within 3 months - Adults	1,181	9,967	11.8%	13.3%	15.2%	15.7%
% of FP17s for the same patient ID Re-attending between 3 & 9 months - Children	2,236	3,195	70.0%	61.0%	60.2%	58.9%
% of FP17s for the same patient ID Re-attending between 3 & 9 months - Adults	6,744	9,967	67.7%	54.9%	51.8%	50.8%
% of FP17s for Band 1 Urgent Courses	574	13,251	4.3%	7.4%	8.1%	9.1%
% of FP17s Relating to Free Repair or Replacements	80	13,251	0.6%	0.9%	0.8%	0.8%
% of FP17s Relating to Continuations	304	13,251	2.3%	1.0%	0.9%	0.9%
% of Patients satisfied with the dentistry they have received	5	5	N/A	93.7%	92.7%	92.5%
% of Patients satisfied with the time they had to wait for an appointment	5	5	N/A	89.7%	87.4%	87.0%

* This is based on patients treated on this contract for their most recent course of treatment.

Figures in italics indicate the base number of FP17s or Patient Questionnaire responses are less than 100. N/A is shown where the base number of responses is less than 10 during the period. % is calculated as Quantity/Base number*100

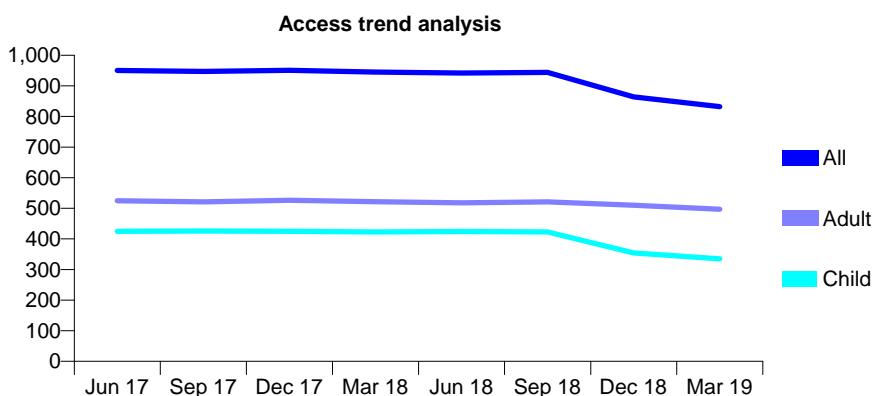
Q60 - Vital Signs At a Glance Contract Report for 198048/0001 - Year end March 2019

Name or company name	The Cherry Orchard Dental Practice Partne
Contract type name	GDS Contract
Purpose of contract	General
Contract start date	05/03/2013
Contract end date	

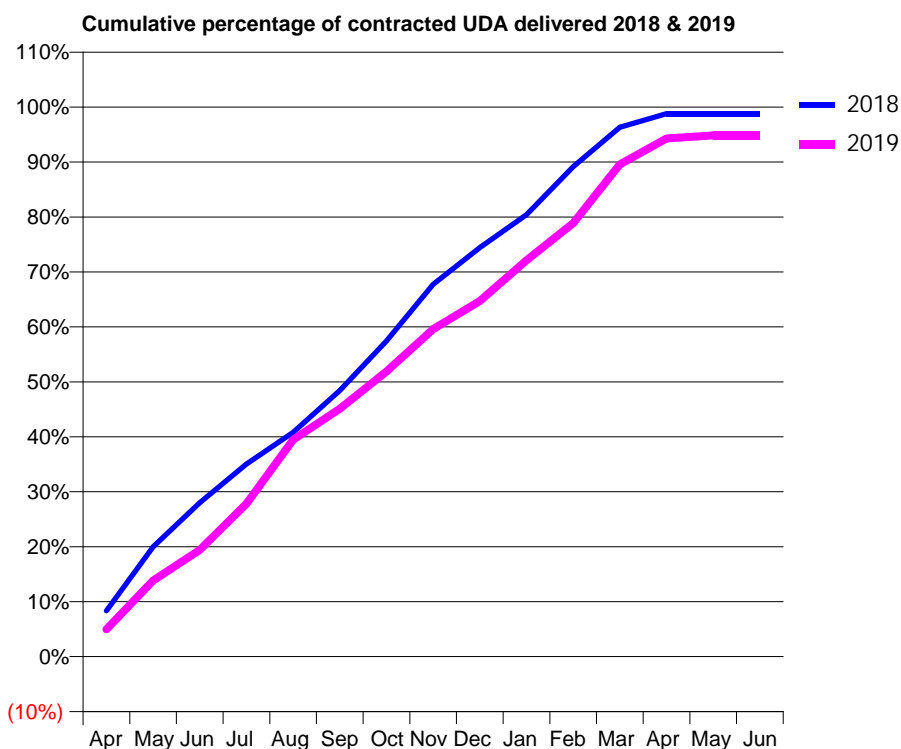
18/19 Contracted general activity (UDA)	2,200
Carry forward general activity (UDA)	27
18/19 Contracted orthodontic activity (UOA)	0
Carry forward orthodontic activity (UOA)	0
Baseline contract value	£49,184.52

ACCESS*

Patients seen in 24 months	Total	Change since previous quarter
Quarter ending March 2018	945	
Quarter ending June 2018	942	→
Quarter ending September 2018	944	→
Quarter ending December 2018	864	↓
Quarter ending March 2019	832	↓
Variance since March 2018	(12.0%)	↓



ACTIVITY



Month	Adjusted Scheduled Activity (UDA)	
	2018	2019
April	183	109
May	440	304
June	616	427
July	771	612
August	898	868
September	1,066	992
October	1,264	1,142
November	1,491	1,311
December	1,637	1,423
January	1,770	1,586
February	1,961	1,736
March	2,119	1,970
April	2,173	2,075
May	2,173	2,087
June	2,173	2,087

QUALITY

	Quantity	Base Number	Contract	AT	Region	England
% of FP17s for the same patient ID Re-attending within 3 months - Children	55	669	8.2%	9.9%	11.5%	11.8%
% of FP17s for the same patient ID Re-attending within 3 months - Adults	76	720	10.6%	13.3%	15.2%	15.7%
% of FP17s for the same patient ID Re-attending between 3 & 9 months - Children	519	669	77.6%	61.0%	60.2%	58.9%
% of FP17s for the same patient ID Re-attending between 3 & 9 months - Adults	507	720	70.4%	54.9%	51.8%	50.8%
% of FP17s for Band 1 Urgent Courses	78	1,399	5.6%	7.4%	8.1%	9.1%
% of FP17s Relating to Free Repair or Replacements	0	1,399	0.0%	0.9%	0.8%	0.8%
% of FP17s Relating to Continuations	14	1,399	1.0%	1.0%	0.9%	0.9%
% of Patients satisfied with the dentistry they have received	0	0	N/A	93.7%	92.7%	92.5%
% of Patients satisfied with the time they had to wait for an appointment	0	0	N/A	89.7%	87.4%	87.0%

* This is based on patients treated on this contract for their most recent course of treatment. Figures in italics indicate the base number of FP17s or Patient Questionnaire responses are less than 100. N/A is shown where the base number of responses is less than 10 during the period. % is calculated as Quantity/Base number*100

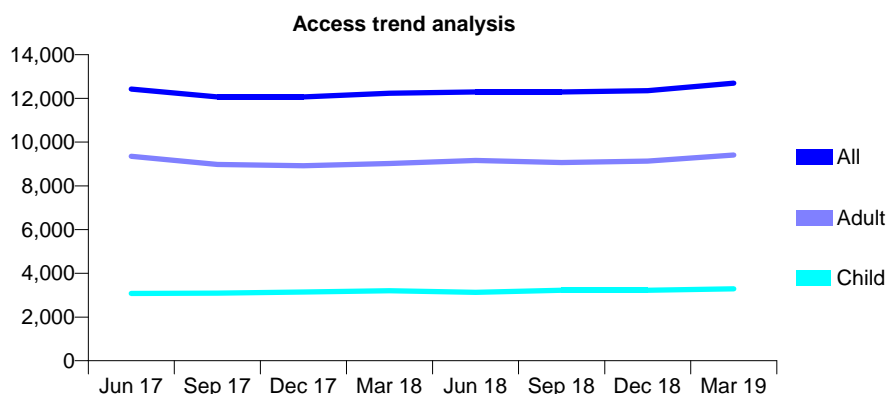
Q60 - Vital Signs At a Glance Contract Report for 198404/0001 - Year end March 2019

Name or company name	Tamworth Dental Practice Partnership
Contract type name	GDS Contract
Purpose of contract	General
Contract start date	01/04/2014
Contract end date	

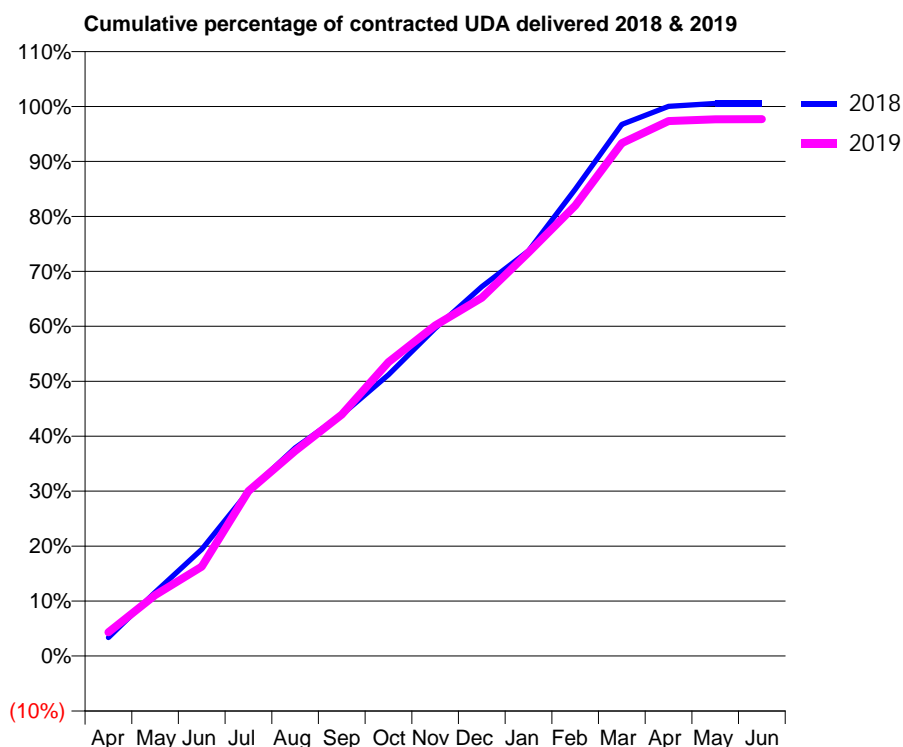
18/19 Contracted general activity (UDA)	31,797
Carry forward general activity (UDA)	-168
18/19 Contracted orthodontic activity (UOA)	0
Carry forward orthodontic activity (UOA)	0
Baseline contract value	£828,189.18

ACCESS*

Patients seen in 24 months	Total	Change since previous quarter
Quarter ending March 2018	12,232	
Quarter ending June 2018	12,296	→
Quarter ending September 2018	12,296	→
Quarter ending December 2018	12,348	→
Quarter ending March 2019	12,699	↑
Variance since March 2018	3.8%	↑



ACTIVITY



Month	Adjusted Scheduled Activity (UDA)	
	2018	2019
April	1,016	1,375
May	3,516	3,522
June	5,875	5,173
July	9,073	9,543
August	11,475	11,864
September	13,301	13,971
October	15,511	17,012
November	18,064	19,127
December	20,363	20,731
January	22,329	23,342
February	25,729	26,064
March	29,303	29,673
April	30,305	30,950
May	30,464	31,055
June	30,465	31,061

QUALITY

	Quantity	Base Number	Contract	AT	Region	England
% of FP17s for the same patient ID Re-attending within 3 months - Children	194	4,330	4.5%	9.9%	11.5%	11.8%
% of FP17s for the same patient ID Re-attending within 3 months - Adults	1,041	10,014	10.4%	13.3%	15.2%	15.7%
% of FP17s for the same patient ID Re-attending between 3 & 9 months - Children	2,577	4,330	59.5%	61.0%	60.2%	58.9%
% of FP17s for the same patient ID Re-attending between 3 & 9 months - Adults	4,337	10,014	43.3%	54.9%	51.8%	50.8%
% of FP17s for Band 1 Urgent Courses	1,743	14,444	12.1%	7.4%	8.1%	9.1%
% of FP17s Relating to Free Repair or Replacements	36	14,444	0.2%	0.9%	0.8%	0.8%
% of FP17s Relating to Continuations	115	14,444	0.8%	1.0%	0.9%	0.9%
% of Patients satisfied with the dentistry they have received	4	4	N/A	93.7%	92.7%	92.5%
% of Patients satisfied with the time they had to wait for an appointment	3	4	N/A	89.7%	87.4%	87.0%

* This is based on patients treated on this contract for their most recent course of treatment. Figures in italics indicate the base number of FP17s or Patient Questionnaire responses are less than 100. N/A is shown where the base number of responses is less than 10 during the period. % is calculated as Quantity/Base number*100

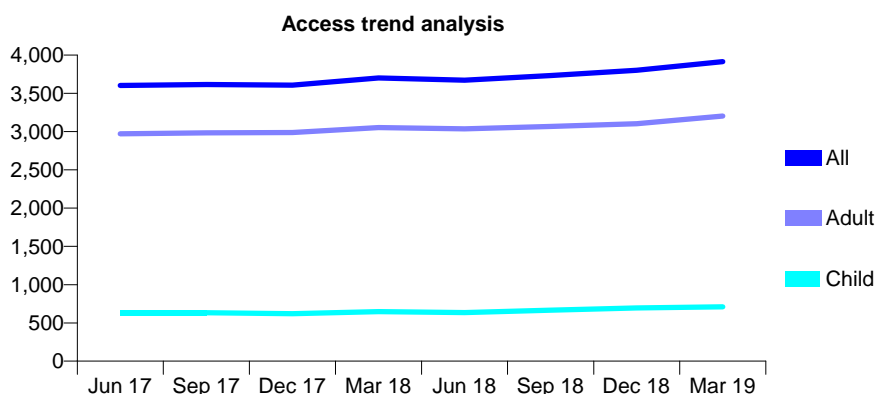
Q60 - Vital Signs At a Glance Contract Report for 198595/0001 - Year end March 2019

Name or company name	Khanna Dental Limited
Contract type name	GDS Contract
Purpose of contract	General and Orthodontic
Contract start date	01/07/2014
Contract end date	

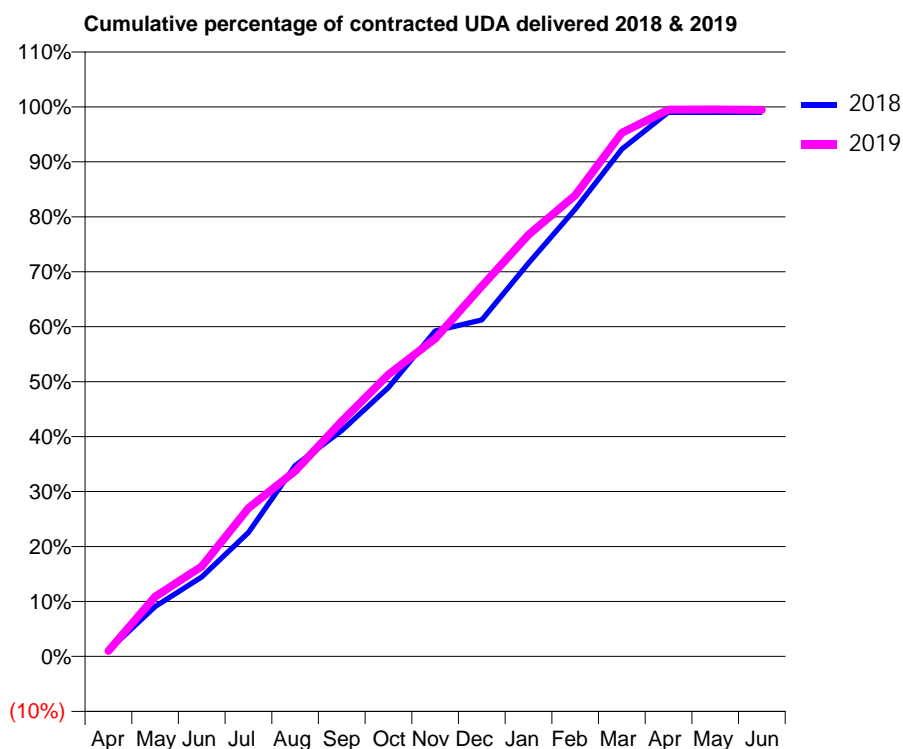
18/19 Contracted general activity (UDA)	12,412
Carry forward general activity (UDA)	119
18/19 Contracted orthodontic activity (UOA)	280
Carry forward orthodontic activity (UOA)	-1
Baseline contract value	£369,425.01

ACCESS*

Patients seen in 24 months	Total	Change since previous quarter
Quarter ending March 2018	3,701	
Quarter ending June 2018	3,671	→
Quarter ending September 2018	3,732	→
Quarter ending December 2018	3,801	→
Quarter ending March 2019	3,913	↑
Variance since March 2018	5.7%	↑



ACTIVITY



Month	Adjusted Scheduled Activity (UDA)	
	2018	2019
April	138	126
May	1,127	1,351
June	1,798	2,034
July	2,800	3,349
August	4,312	4,189
September	5,103	5,311
October	6,073	6,370
November	7,352	7,175
December	7,601	8,362
January	8,885	9,522
February	10,101	10,418
March	11,457	11,827
April	12,294	12,349
May	12,293	12,353
June	12,293	12,341

QUALITY

	Quantity	Base Number	Contract	AT	Region	England
% of FP17s for the same patient ID Re-attending within 3 months - Children	59	955	6.2%	9.9%	11.5%	11.8%
% of FP17s for the same patient ID Re-attending within 3 months - Adults	789	4,579	17.2%	13.3%	15.2%	15.7%
% of FP17s for the same patient ID Re-attending between 3 & 9 months - Children	528	955	55.3%	61.0%	60.2%	58.9%
% of FP17s for the same patient ID Re-attending between 3 & 9 months - Adults	2,392	4,579	52.2%	54.9%	51.8%	50.8%
% of FP17s for Band 1 Urgent Courses	697	5,506	12.7%	7.4%	8.1%	9.1%
% of FP17s Relating to Free Repair or Replacements	41	5,506	0.7%	0.9%	0.8%	0.8%
% of FP17s Relating to Continuations	33	5,506	0.6%	1.0%	0.9%	0.9%
% of Patients satisfied with the dentistry they have received	1	1	N/A	93.7%	92.7%	92.5%
% of Patients satisfied with the time they had to wait for an appointment	1	1	N/A	89.7%	87.4%	87.0%

* This is based on patients treated on this contract for their most recent course of treatment.

Figures in italics indicate the base number of FP17s or Patient Questionnaire responses are less than 100. N/A is shown where the base number of responses is less than 10 during the period. % is calculated as Quantity/Base number*100

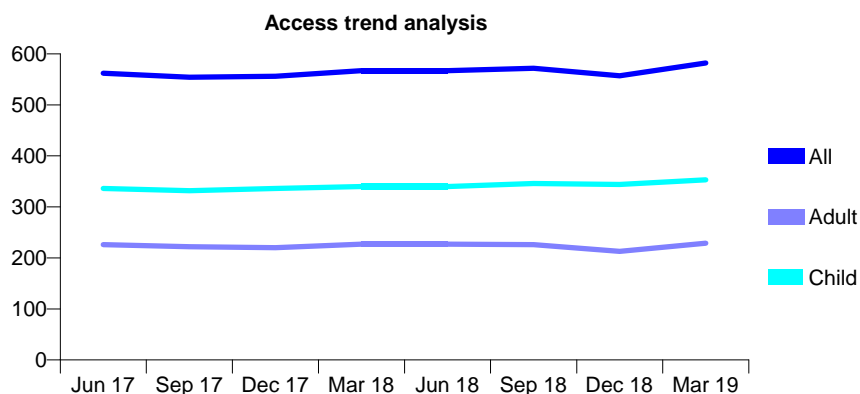
Q60 - Vital Signs At a Glance Contract Report for 208698/0001 - Year end March 2019

Name or company name	Chris Bird Dental Care Limited
Contract type name	GDS Contract
Purpose of contract	General
Contract start date	01/04/2006
Contract end date	

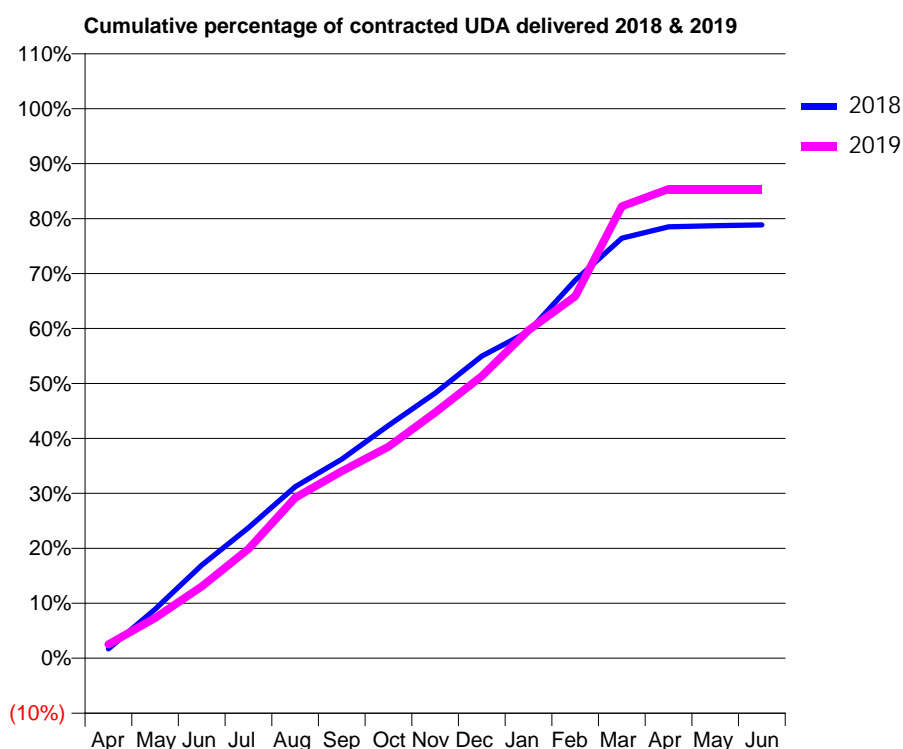
18/19 Contracted general activity (UDA)	2,000
Carry forward general activity (UDA)	0
18/19 Contracted orthodontic activity (UOA)	0
Carry forward orthodontic activity (UOA)	0
Baseline contract value	£45,954.13

ACCESS*

Patients seen in 24 months	Total	Change since previous quarter
Quarter ending March 2018	567	
Quarter ending June 2018	567	→
Quarter ending September 2018	572	→
Quarter ending December 2018	557	↓
Quarter ending March 2019	582	↑
Variance since March 2018	2.6%	↑



ACTIVITY



Month	2018	2019
April	34	50
May	178	147
June	339	261
July	475	398
August	625	584
September	725	681
October	847	769
November	965	894
December	1,100	1,027
January	1,189	1,194
February	1,375	1,317
March	1,529	1,644
April	1,570	1,707
May	1,574	1,707
June	1,577	1,707

QUALITY

	Quantity	Base Number	Contract	AT	Region	England
% of FP17s for the same patient ID Re-attending within 3 months - Children	41	586	7.0%	9.9%	11.5%	11.8%
% of FP17s for the same patient ID Re-attending within 3 months - Adults	39	295	13.2%	13.3%	15.2%	15.7%
% of FP17s for the same patient ID Re-attending between 3 & 9 months - Children	385	586	65.7%	61.0%	60.2%	58.9%
% of FP17s for the same patient ID Re-attending between 3 & 9 months - Adults	182	295	61.7%	54.9%	51.8%	50.8%
% of FP17s for Band 1 Urgent Courses	37	882	4.2%	7.4%	8.1%	9.1%
% of FP17s Relating to Free Repair or Replacements	4	882	0.5%	0.9%	0.8%	0.8%
% of FP17s Relating to Continuations	1	882	0.1%	1.0%	0.9%	0.9%
% of Patients satisfied with the dentistry they have received	1	1	N/A	93.7%	92.7%	92.5%
% of Patients satisfied with the time they had to wait for an appointment	1	1	N/A	89.7%	87.4%	87.0%

* This is based on patients treated on this contract for their most recent course of treatment.

Figures in italics indicate the base number of FP17s or Patient Questionnaire responses are less than 100. N/A is shown where the base number of responses is less than 10 during the period. % is calculated as Quantity/Base number*100

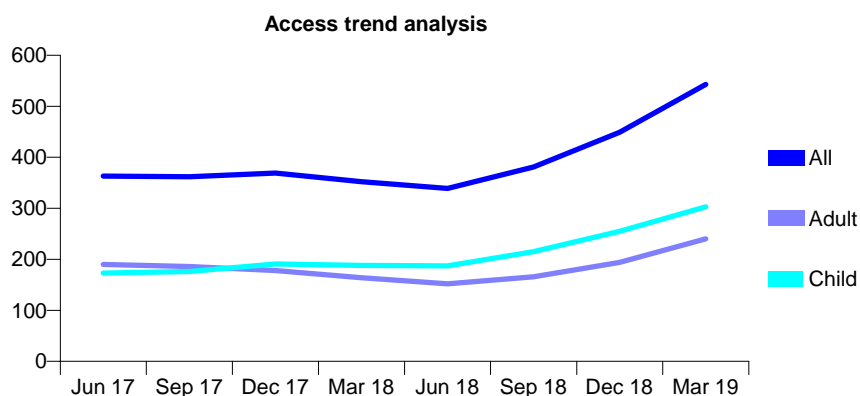
Q60 - Vital Signs At a Glance Contract Report for 209554/0001 - Year end March 2019

Name or company name	Rajdeep Koner
Contract type name	GDS Contract
Purpose of contract	General
Contract start date	01/04/2006
Contract end date	

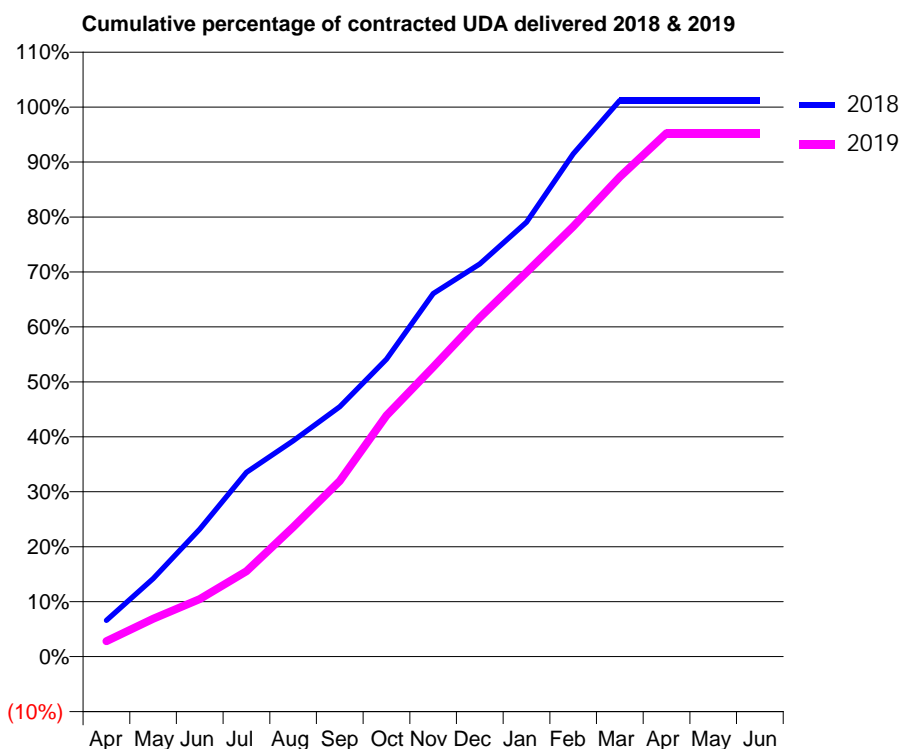
18/19 Contracted general activity (UDA)	3,136
Carry forward general activity (UDA)	-14
18/19 Contracted orthodontic activity (UOA)	0
Carry forward orthodontic activity (UOA)	0
Baseline contract value	£76,349.50

ACCESS*

Patients seen in 24 months	Total	Change since previous quarter
Quarter ending March 2018	352	
Quarter ending June 2018	339	↓
Quarter ending September 2018	381	↑
Quarter ending December 2018	449	↑
Quarter ending March 2019	543	↑
Variance since March 2018	54.3%	↑



ACTIVITY



Month	Adjusted Scheduled Activity (UDA)	
	2018	2019
April	75	89
May	161	217
June	264	328
July	381	487
August	446	739
September	516	1,003
October	615	1,375
November	750	1,653
December	812	1,935
January	898	2,193
February	1,039	2,455
March	1,150	2,738
April	1,150	2,987
May	1,150	2,987
June	1,150	2,987

QUALITY

	Quantity	Base Number	Contract	AT	Region	England
% of FP17s for the same patient ID Re-attending within 3 months - Children	21	397	5.3%	9.9%	11.5%	11.8%
% of FP17s for the same patient ID Re-attending within 3 months - Adults	42	324	13.0%	13.3%	15.2%	15.7%
% of FP17s for the same patient ID Re-attending between 3 & 9 months - Children	168	397	42.3%	61.0%	60.2%	58.9%
% of FP17s for the same patient ID Re-attending between 3 & 9 months - Adults	124	324	38.3%	54.9%	51.8%	50.8%
% of FP17s for Band 1 Urgent Courses	34	773	4.4%	7.4%	8.1%	9.1%
% of FP17s Relating to Free Repair or Replacements	0	773	0.0%	0.9%	0.8%	0.8%
% of FP17s Relating to Continuations	0	773	0.0%	1.0%	0.9%	0.9%
% of Patients satisfied with the dentistry they have received	3	3	N/A	93.7%	92.7%	92.5%
% of Patients satisfied with the time they had to wait for an appointment	3	3	N/A	89.7%	87.4%	87.0%

* This is based on patients treated on this contract for their most recent course of treatment. Figures in italics indicate the base number of FP17s or Patient Questionnaire responses are less than 100. N/A is shown where the base number of responses is less than 10 during the period. % is calculated as Quantity/Base number*100

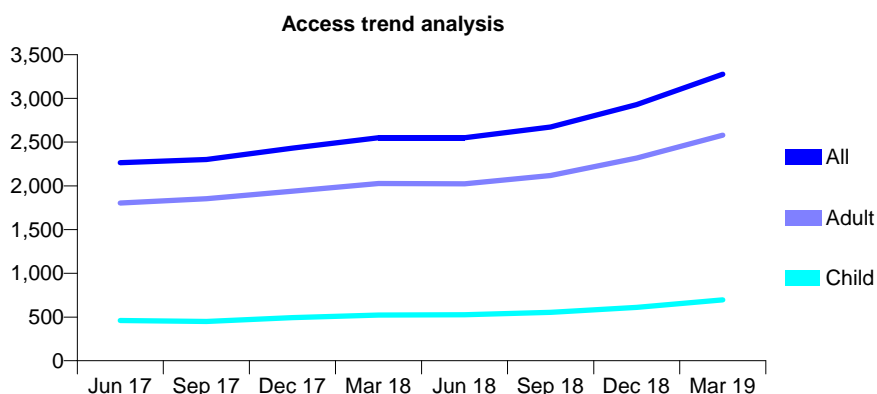
Q60 - Vital Signs At a Glance Contract Report for 215708/0001 - Year end March 2019

Name or company name	Asquith House Dental Practice Partnership
Contract type name	GDS Contract
Purpose of contract	General and Orthodontic
Contract start date	01/04/2006
Contract end date	

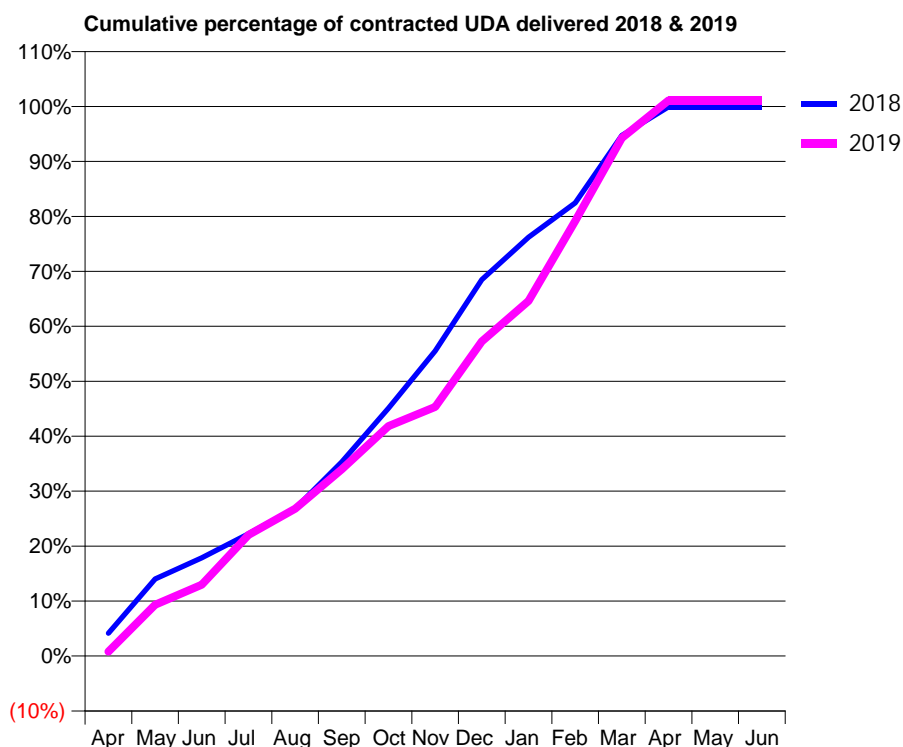
18/19 Contracted general activity (UDA)	10,628
Carry forward general activity (UDA)	8
18/19 Contracted orthodontic activity (UOA)	575
Carry forward orthodontic activity (UOA)	-12
Baseline contract value	£338,527.05

ACCESS*

Patients seen in 24 months	Total	Change since previous quarter
Quarter ending March 2018	2,550	
Quarter ending June 2018	2,550	→
Quarter ending September 2018	2,672	↑
Quarter ending December 2018	2,929	↑
Quarter ending March 2019	3,276	↑
Variance since March 2018	28.5%	↑



ACTIVITY



Month	Adjusted Scheduled Activity (UDA)	
	2018	2019
April	360	87
May	1,212	991
June	1,542	1,378
July	1,919	2,341
August	2,315	2,848
September	3,047	3,609
October	3,891	4,446
November	4,790	4,819
December	5,907	6,082
January	6,575	6,867
February	7,115	8,415
March	8,172	10,015
April	8,620	10,745
May	8,620	10,745
June	8,620	10,744

QUALITY

	Quantity	Base Number	Contract	AT	Region	England
% of FP17s for the same patient ID Re-attending within 3 months - Children	110	1,147	9.6%	9.9%	11.5%	11.8%
% of FP17s for the same patient ID Re-attending within 3 months - Adults	374	3,696	10.1%	13.3%	15.2%	15.7%
% of FP17s for the same patient ID Re-attending between 3 & 9 months - Children	530	1,147	46.2%	61.0%	60.2%	58.9%
% of FP17s for the same patient ID Re-attending between 3 & 9 months - Adults	1,998	3,696	54.1%	54.9%	51.8%	50.8%
% of FP17s for Band 1 Urgent Courses	400	4,756	8.4%	7.4%	8.1%	9.1%
% of FP17s Relating to Free Repair or Replacements	26	4,756	0.5%	0.9%	0.8%	0.8%
% of FP17s Relating to Continuations	17	4,756	0.4%	1.0%	0.9%	0.9%
% of Patients satisfied with the dentistry they have received	2	2	N/A	93.7%	92.7%	92.5%
% of Patients satisfied with the time they had to wait for an appointment	2	2	N/A	89.7%	87.4%	87.0%

* This is based on patients treated on this contract for their most recent course of treatment.

Figures in italics indicate the base number of FP17s or Patient Questionnaire responses are less than 100. N/A is shown where the base number of responses is less than 10 during the period. % is calculated as Quantity/Base number*100

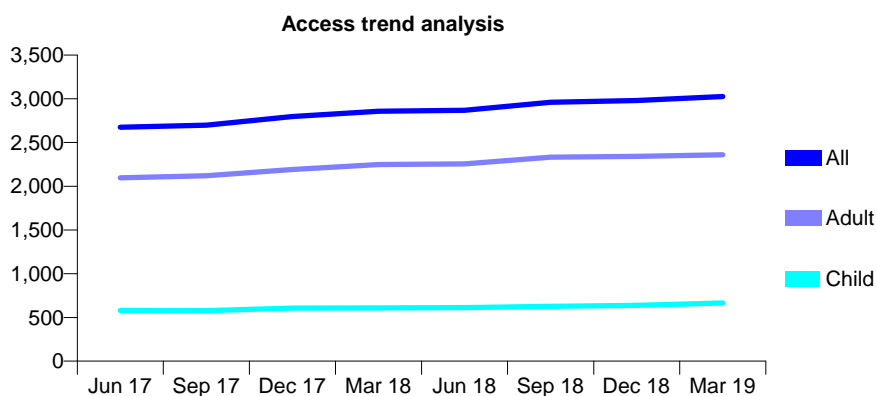
Q60 - Vital Signs At a Glance Contract Report for 216070/0001 - Year end March 2019

Name or company name	MR B PATEL
Contract type name	GDS Contract
Purpose of contract	General
Contract start date	21/12/2011
Contract end date	

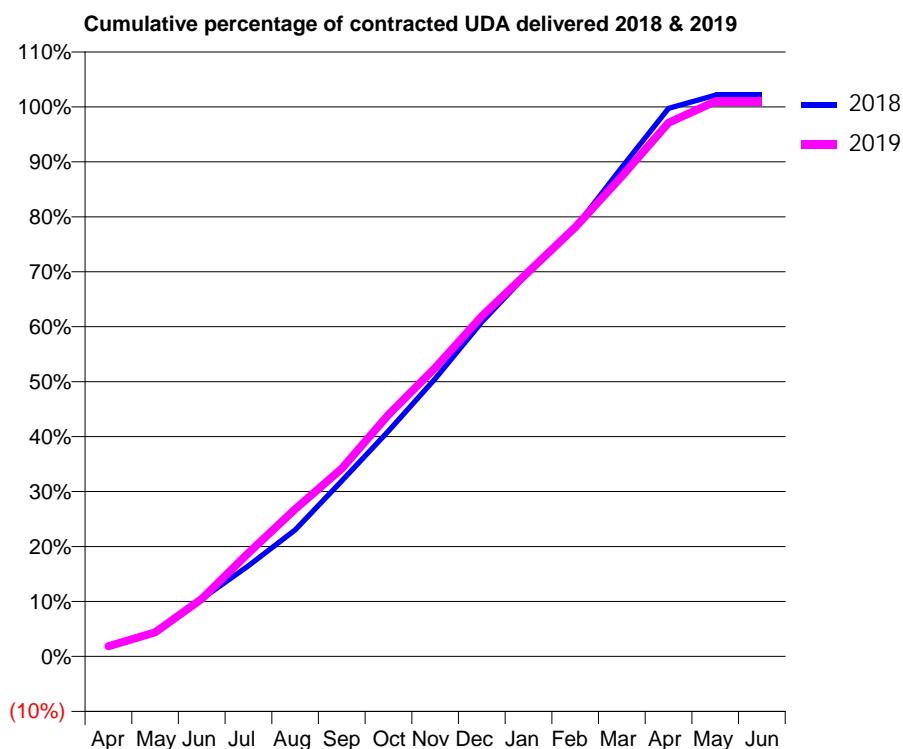
18/19 Contracted general activity (UDA)	6,987
Carry forward general activity (UDA)	-130
18/19 Contracted orthodontic activity (UOA)	0
Carry forward orthodontic activity (UOA)	0
Baseline contract value	£163,053.11

ACCESS*

Patients seen in 24 months	Total	Change since previous quarter
Quarter ending March 2018	2,857	
Quarter ending June 2018	2,869	→
Quarter ending September 2018	2,959	↑
Quarter ending December 2018	2,980	→
Quarter ending March 2019	3,026	→
Variance since March 2018	5.9%	↑



ACTIVITY



Month	Adjusted Scheduled Activity (UDA)	
	2018	2019
April	130	130
May	292	306
June	680	731
July	1,070	1,314
August	1,493	1,873
September	2,073	2,389
October	2,661	3,073
November	3,278	3,671
December	3,948	4,324
January	4,532	4,891
February	5,062	5,457
March	5,772	6,103
April	6,470	6,785
May	6,624	7,055
June	6,624	7,055

QUALITY

	Quantity	Base Number	Contract	AT	Region	England
% of FP17s for the same patient ID Re-attending within 3 months - Children	42	1,019	4.1%	9.9%	11.5%	11.8%
% of FP17s for the same patient ID Re-attending within 3 months - Adults	324	3,561	9.1%	13.3%	15.2%	15.7%
% of FP17s for the same patient ID Re-attending between 3 & 9 months - Children	682	1,019	66.9%	61.0%	60.2%	58.9%
% of FP17s for the same patient ID Re-attending between 3 & 9 months - Adults	2,470	3,561	69.4%	54.9%	51.8%	50.8%
% of FP17s for Band 1 Urgent Courses	152	3,716	4.1%	7.4%	8.1%	9.1%
% of FP17s Relating to Free Repair or Replacements	17	3,716	0.5%	0.9%	0.8%	0.8%
% of FP17s Relating to Continuations	20	3,716	0.5%	1.0%	0.9%	0.9%
% of Patients satisfied with the dentistry they have received	5	6	N/A	93.7%	92.7%	92.5%
% of Patients satisfied with the time they had to wait for an appointment	5	6	N/A	89.7%	87.4%	87.0%

* This is based on patients treated on this contract for their most recent course of treatment. Figures in italics indicate the base number of FP17s or Patient Questionnaire responses are less than 100. N/A is shown where the base number of responses is less than 10 during the period. % is calculated as Quantity/Base number*100

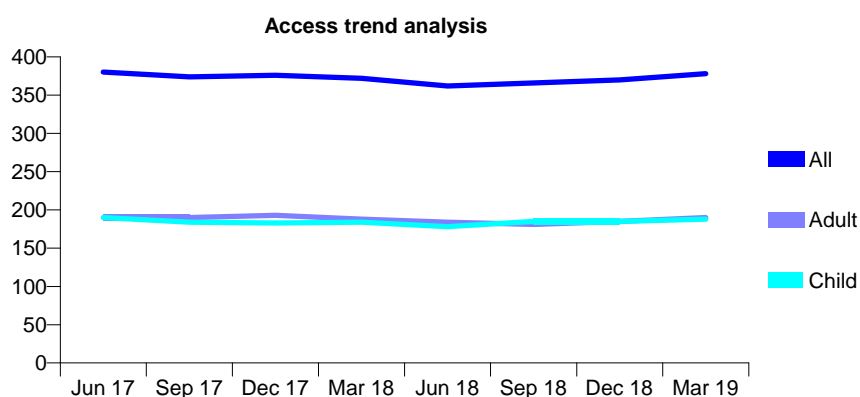
Q60 - Vital Signs At a Glance Contract Report for 224081/0001 - Year end March 2019

Name or company name	MR GA EVANS
Contract type name	GDS Contract
Purpose of contract	General
Contract start date	01/04/2006
Contract end date	

18/19 Contracted general activity (UDA)	1,300
Carry forward general activity (UDA)	0
18/19 Contracted orthodontic activity (UOA)	0
Carry forward orthodontic activity (UOA)	0
Baseline contract value	£29,846.75

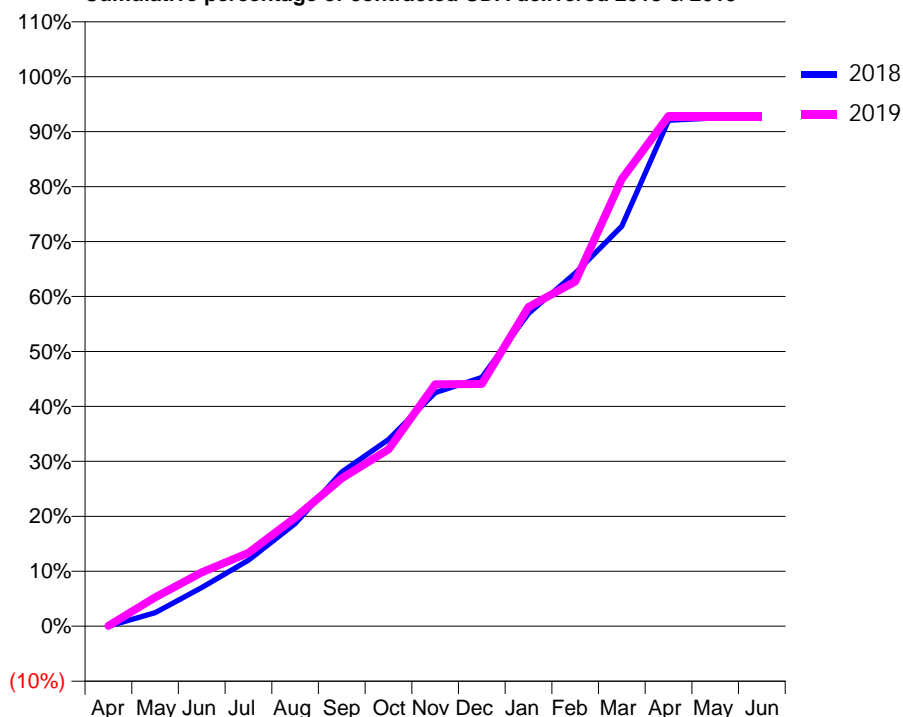
ACCESS*

Patients seen in 24 months	Total	Change since previous quarter
Quarter ending March 2018	372	
Quarter ending June 2018	362	↓
Quarter ending September 2018	366	→
Quarter ending December 2018	370	→
Quarter ending March 2019	378	↑
Variance since March 2018	1.6%	→



ACTIVITY

Cumulative percentage of contracted UDA delivered 2018 & 2019



Adjusted Scheduled Activity (UDA)

Month	2018	2019
April	0	1
May	32	68
June	91	128
July	156	174
August	243	257
September	365	350
October	441	418
November	552	572
December	589	573
January	740	755
February	835	815
March	946	1,058
April	1,197	1,207
May	1,202	1,207
June	1,202	1,207

QUALITY

	Quantity	Base Number	Contract	AT	Region	England
% of FP17s for the same patient ID Re-attending within 3 months - Children	23	335	6.9%	9.9%	11.5%	11.8%
% of FP17s for the same patient ID Re-attending within 3 months - Adults	28	226	12.4%	13.3%	15.2%	15.7%
% of FP17s for the same patient ID Re-attending between 3 & 9 months - Children	236	335	70.4%	61.0%	60.2%	58.9%
% of FP17s for the same patient ID Re-attending between 3 & 9 months - Adults	122	226	54.0%	54.9%	51.8%	50.8%
% of FP17s for Band 1 Urgent Courses	9	519	1.7%	7.4%	8.1%	9.1%
% of FP17s Relating to Free Repair or Replacements	0	519	0.0%	0.9%	0.8%	0.8%
% of FP17s Relating to Continuations	0	519	0.0%	1.0%	0.9%	0.9%
% of Patients satisfied with the dentistry they have received	0	0	N/A	93.7%	92.7%	92.5%
% of Patients satisfied with the time they had to wait for an appointment	0	0	N/A	89.7%	87.4%	87.0%

* This is based on patients treated on this contract for their most recent course of treatment.

Figures in italics indicate the base number of FP17s or Patient Questionnaire responses are less than 100. N/A is shown where the base number of responses is less than 10 during the period. % is calculated as Quantity/Base number*100

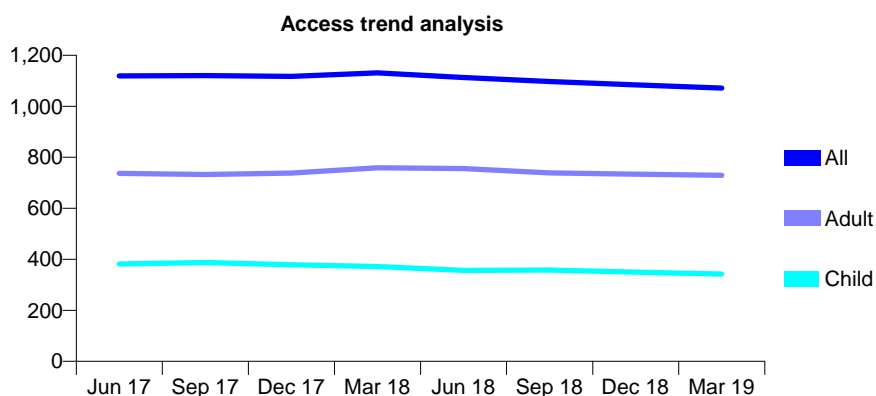
Q60 - Vital Signs At a Glance Contract Report for 230081/0001 - Year end March 2019

Name or company name	MR P CASWELL
Contract type name	GDS Contract
Purpose of contract	General and Orthodontic
Contract start date	01/04/2006
Contract end date	

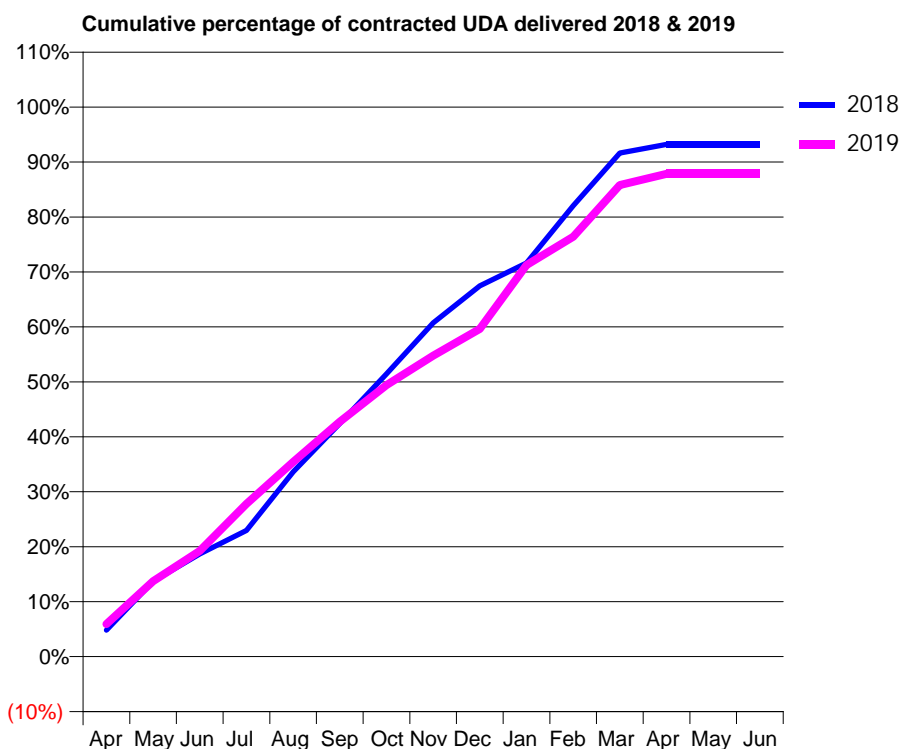
18/19 Contracted general activity (UDA)	2,900
Carry forward general activity (UDA)	0
18/19 Contracted orthodontic activity (UOA)	0
Carry forward orthodontic activity (UOA)	0
Baseline contract value	£80,985.90

ACCESS*

Patients seen in 24 months	Total	Change since previous quarter
Quarter ending March 2018	1,131	
Quarter ending June 2018	1,113	↓
Quarter ending September 2018	1,097	↓
Quarter ending December 2018	1,084	↓
Quarter ending March 2019	1,071	↓
Variance since March 2018	(5.3%)	↓



ACTIVITY



Month	Adjusted Scheduled Activity (UDA)	
	2018	2019
April	140	172
May	397	398
June	542	558
July	666	806
August	975	1,027
September	1,230	1,239
October	1,492	1,432
November	1,761	1,588
December	1,956	1,729
January	2,077	2,066
February	2,380	2,216
March	2,657	2,489
April	2,703	2,547
May	2,703	2,547
June	2,703	2,547

QUALITY

	Quantity	Base Number	Contract	AT	Region	England
% of FP17s for the same patient ID Re-attending within 3 months - Children	35	544	6.4%	9.9%	11.5%	11.8%
% of FP17s for the same patient ID Re-attending within 3 months - Adults	71	907	7.8%	13.3%	15.2%	15.7%
% of FP17s for the same patient ID Re-attending between 3 & 9 months - Children	331	544	60.8%	61.0%	60.2%	58.9%
% of FP17s for the same patient ID Re-attending between 3 & 9 months - Adults	518	907	57.1%	54.9%	51.8%	50.8%
% of FP17s for Band 1 Urgent Courses	20	1,455	1.4%	7.4%	8.1%	9.1%
% of FP17s Relating to Free Repair or Replacements	0	1,455	0.0%	0.9%	0.8%	0.8%
% of FP17s Relating to Continuations	10	1,455	0.7%	1.0%	0.9%	0.9%
% of Patients satisfied with the dentistry they have received	0	0	N/A	93.7%	92.7%	92.5%
% of Patients satisfied with the time they had to wait for an appointment	0	0	N/A	89.7%	87.4%	87.0%

* This is based on patients treated on this contract for their most recent course of treatment. Figures in italics indicate the base number of FP17s or Patient Questionnaire responses are less than 100. N/A is shown where the base number of responses is less than 10 during the period. % is calculated as Quantity/Base number*100

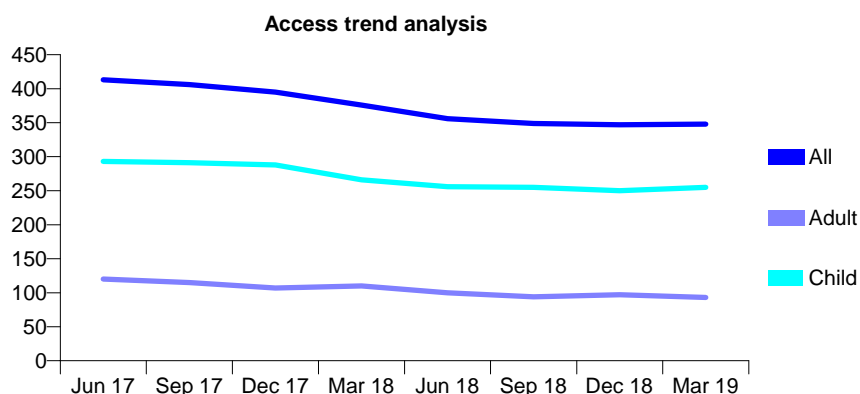
Q60 - Vital Signs At a Glance Contract Report for 232513/0001 - Year end March 2019

Name or company name	MR AF SINGLETON
Contract type name	GDS Contract
Purpose of contract	General
Contract start date	01/04/2006
Contract end date	

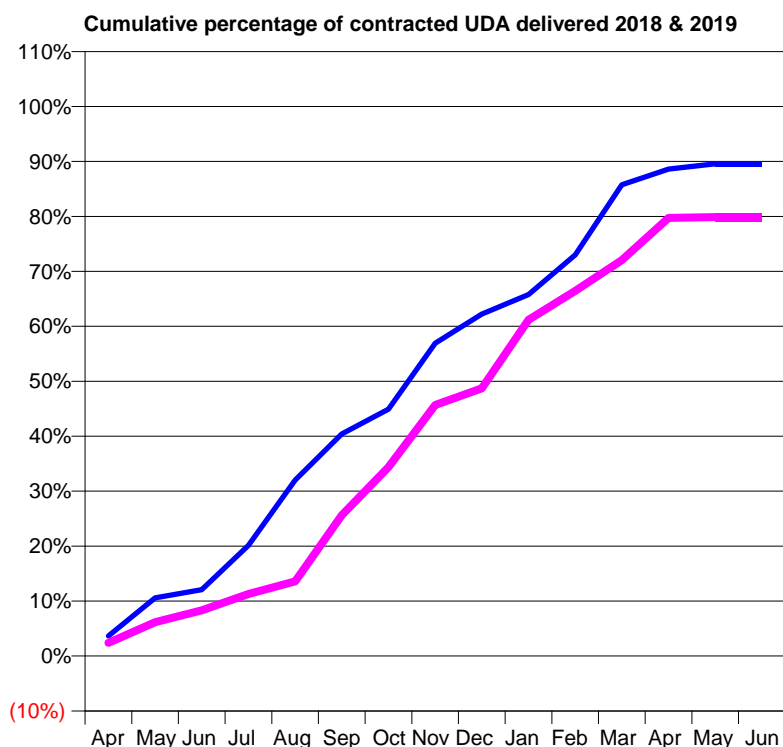
18/19 Contracted general activity (UDA)	665
Carry forward general activity (UDA)	0
18/19 Contracted orthodontic activity (UOA)	0
Carry forward orthodontic activity (UOA)	0
Baseline contract value	£16,006.55

ACCESS*

Patients seen in 24 months	Total	Change since previous quarter
Quarter ending March 2018	376	
Quarter ending June 2018	356	↓
Quarter ending September 2018	349	↓
Quarter ending December 2018	347	→
Quarter ending March 2019	348	→
Variance since March 2018	(7.4%)	↓



ACTIVITY



Month	Adjusted Scheduled Activity (UDA)	
	2018	2019
April	27	16
May	78	41
June	89	55
July	149	75
August	237	90
September	299	170
October	332	229
November	421	304
December	461	324
January	487	407
February	540	442
March	635	479
April	656	530
May	663	531
June	663	531

QUALITY

	Quantity	Base Number	Contract	AT	Region	England
% of FP17s for the same patient ID Re-attending within 3 months - Children	24	300	8.0%	9.9%	11.5%	11.8%
% of FP17s for the same patient ID Re-attending within 3 months - Adults	3	55	5.5%	13.3%	15.2%	15.7%
% of FP17s for the same patient ID Re-attending between 3 & 9 months - Children	119	300	39.7%	61.0%	60.2%	58.9%
% of FP17s for the same patient ID Re-attending between 3 & 9 months - Adults	19	55	34.5%	54.9%	51.8%	50.8%
% of FP17s for Band 1 Urgent Courses	12	369	3.3%	7.4%	8.1%	9.1%
% of FP17s Relating to Free Repair or Replacements	0	369	0.0%	0.9%	0.8%	0.8%
% of FP17s Relating to Continuations	2	369	0.5%	1.0%	0.9%	0.9%
% of Patients satisfied with the dentistry they have received	0	0	N/A	93.7%	92.7%	92.5%
% of Patients satisfied with the time they had to wait for an appointment	0	0	N/A	89.7%	87.4%	87.0%

* This is based on patients treated on this contract for their most recent course of treatment. Figures in italics indicate the base number of FP17s or Patient Questionnaire responses are less than 100. N/A is shown where the base number of responses is less than 10 during the period. % is calculated as Quantity/Base number*100

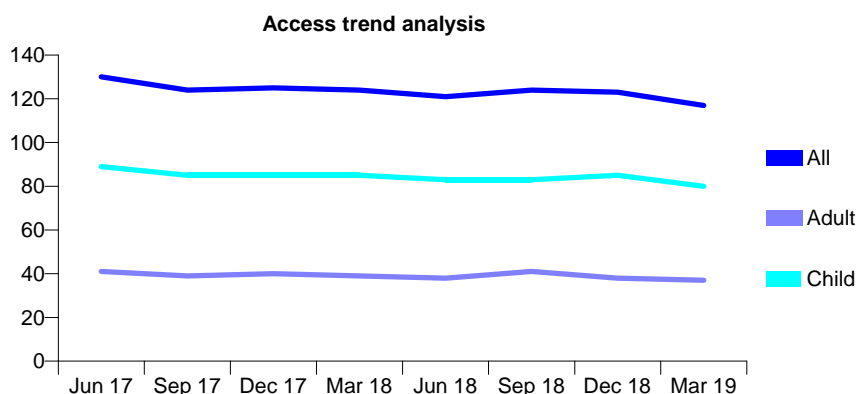
Q60 - Vital Signs At a Glance Contract Report for 237841/0001 - Year end March 2019

Name or company name	MR NJ HAMMOND
Contract type name	GDS Contract
Purpose of contract	General
Contract start date	01/04/2006
Contract end date	

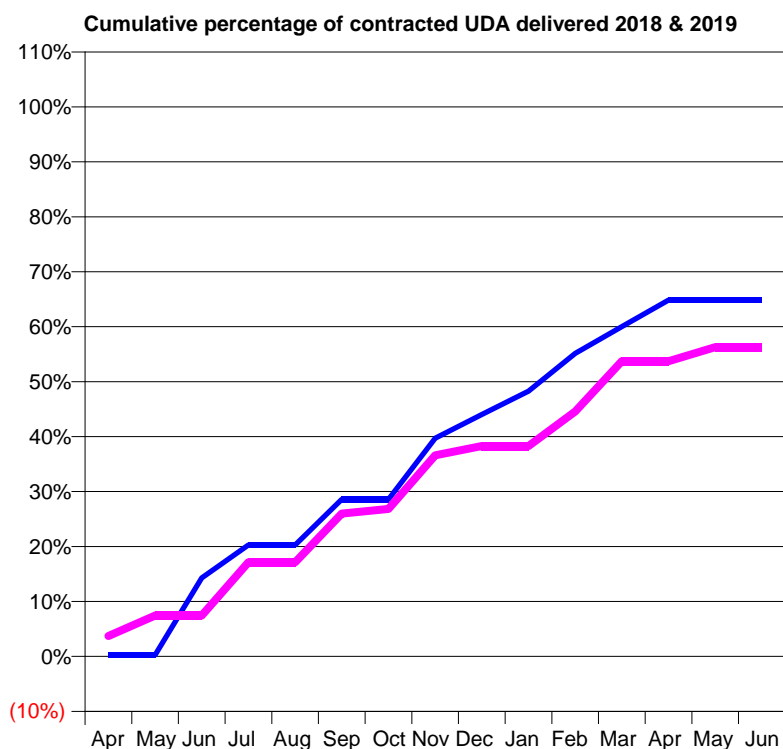
18/19 Contracted general activity (UDA)	350
Carry forward general activity (UDA)	0
18/19 Contracted orthodontic activity (UOA)	0
Carry forward orthodontic activity (UOA)	0
Baseline contract value	£7,933.95

ACCESS*

Patients seen in 24 months	Total	Change since previous quarter
Quarter ending March 2018	124	
Quarter ending June 2018	121	↓
Quarter ending September 2018	124	↑
Quarter ending December 2018	123	→
Quarter ending March 2019	117	↓
Variance since March 2018	(5.6%)	↓



ACTIVITY



Adjusted Scheduled Activity (UDA)		
Month	2018	2019
April	1	13
May	1	26
June	50	26
July	71	60
August	71	60
September	100	91
October	100	94
November	139	128
December	154	134
January	169	134
February	193	156
March	210	188
April	227	188
May	227	197
June	227	197

QUALITY

	Quantity	Base Number	Contract	AT	Region	England
% of FP17s for the same patient ID Re-attending within 3 months - Children	1	117	0.9%	9.9%	11.5%	11.8%
% of FP17s for the same patient ID Re-attending within 3 months - Adults	9	49	18.4%	13.3%	15.2%	15.7%
% of FP17s for the same patient ID Re-attending between 3 & 9 months - Children	88	117	75.2%	61.0%	60.2%	58.9%
% of FP17s for the same patient ID Re-attending between 3 & 9 months - Adults	33	49	67.3%	54.9%	51.8%	50.8%
% of FP17s for Band 1 Urgent Courses	0	159	0.0%	7.4%	8.1%	9.1%
% of FP17s Relating to Free Repair or Replacements	0	159	0.0%	0.9%	0.8%	0.8%
% of FP17s Relating to Continuations	0	159	0.0%	1.0%	0.9%	0.9%
% of Patients satisfied with the dentistry they have received	0	0	N/A	93.7%	92.7%	92.5%
% of Patients satisfied with the time they had to wait for an appointment	0	0	N/A	89.7%	87.4%	87.0%

* This is based on patients treated on this contract for their most recent course of treatment. Figures in italics indicate the base number of FP17s or Patient Questionnaire responses are less than 100. N/A is shown where the base number of responses is less than 10 during the period. % is calculated as Quantity/Base number*100

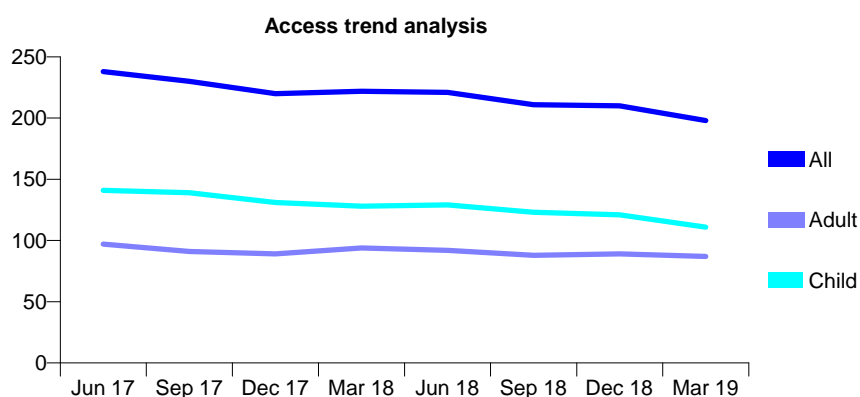
Q60 - Vital Signs At a Glance Contract Report for 238120/0001 - Year end March 2019

Name or company name	DR AS SADHRA
Contract type name	GDS Contract
Purpose of contract	General and Orthodontic
Contract start date	01/04/2006
Contract end date	

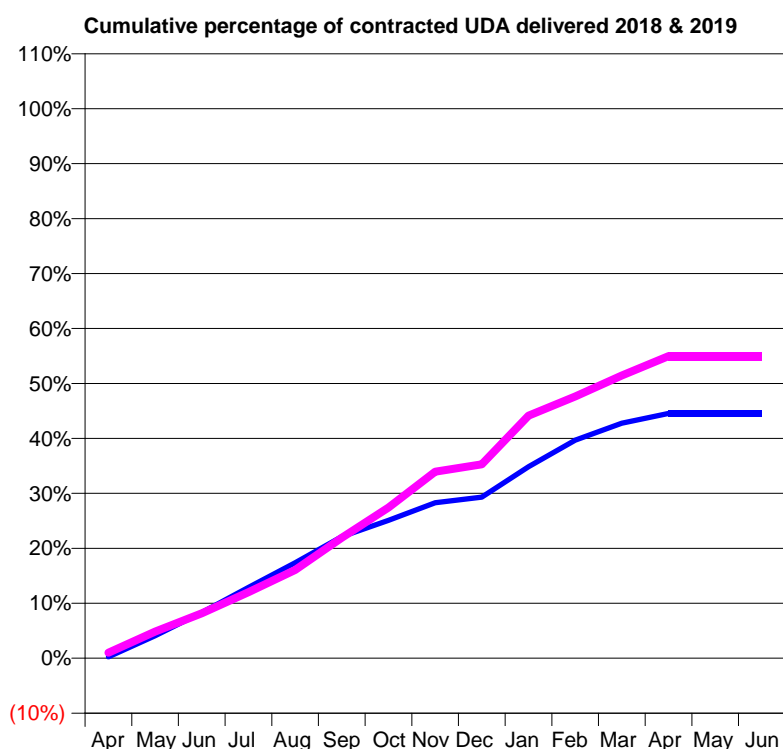
18/19 Contracted general activity (UDA)	600
Carry forward general activity (UDA)	0
18/19 Contracted orthodontic activity (UOA)	378
Carry forward orthodontic activity (UOA)	-5
Baseline contract value	£33,299.60

ACCESS*

Patients seen in 24 months	Total	Change since previous quarter
Quarter ending March 2018	222	
Quarter ending June 2018	221	→
Quarter ending September 2018	211	↓
Quarter ending December 2018	210	→
Quarter ending March 2019	198	↓
Variance since March 2018	(10.8%)	↓



ACTIVITY



Month	2018	2019
April	2	6
May	32	29
June	65	49
July	101	72
August	136	96
September	173	132
October	196	165
November	222	204
December	230	212
January	273	265
February	311	286
March	335	309
April	349	330
May	349	330
June	349	330

QUALITY

	Quantity	Base Number	Contract	AT	Region	England
% of FP17s for the same patient ID Re-attending within 3 months - Children	4	178	2.2%	9.9%	11.5%	11.8%
% of FP17s for the same patient ID Re-attending within 3 months - Adults	13	64	20.3%	13.3%	15.2%	15.7%
% of FP17s for the same patient ID Re-attending between 3 & 9 months - Children	72	178	40.4%	61.0%	60.2%	58.9%
% of FP17s for the same patient ID Re-attending between 3 & 9 months - Adults	24	64	37.5%	54.9%	51.8%	50.8%
% of FP17s for Band 1 Urgent Courses	4	198	2.0%	7.4%	8.1%	9.1%
% of FP17s Relating to Free Repair or Replacements	0	198	0.0%	0.9%	0.8%	0.8%
% of FP17s Relating to Continuations	1	198	0.5%	1.0%	0.9%	0.9%
% of Patients satisfied with the dentistry they have received	0	0	N/A	93.7%	92.7%	92.5%
% of Patients satisfied with the time they had to wait for an appointment	0	0	N/A	89.7%	87.4%	87.0%

* This is based on patients treated on this contract for their most recent course of treatment.

Figures in italics indicate the base number of FP17s or Patient Questionnaire responses are less than 100. N/A is shown where the base number of responses is less than 10 during the period. % is calculated as Quantity/Base number*100

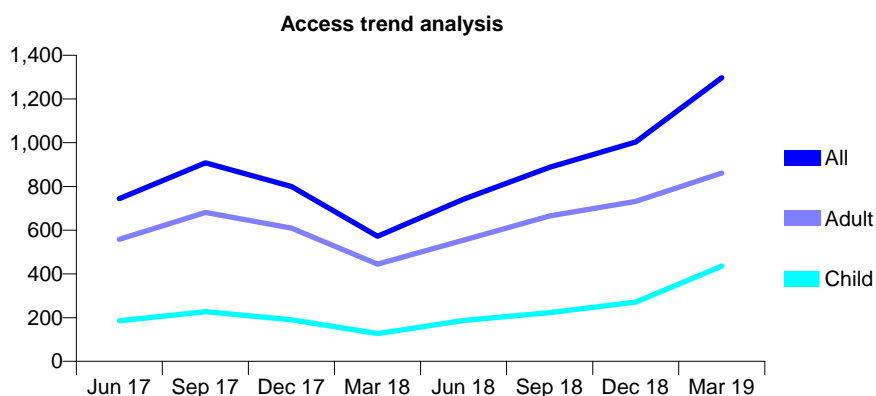
Q60 - Vital Signs At a Glance Contract Report for 245429/0001 - Year end March 2019

Name or company name	Stapenhill Dental Care
Contract type name	GDS Contract
Purpose of contract	General
Contract start date	01/11/2007
Contract end date	

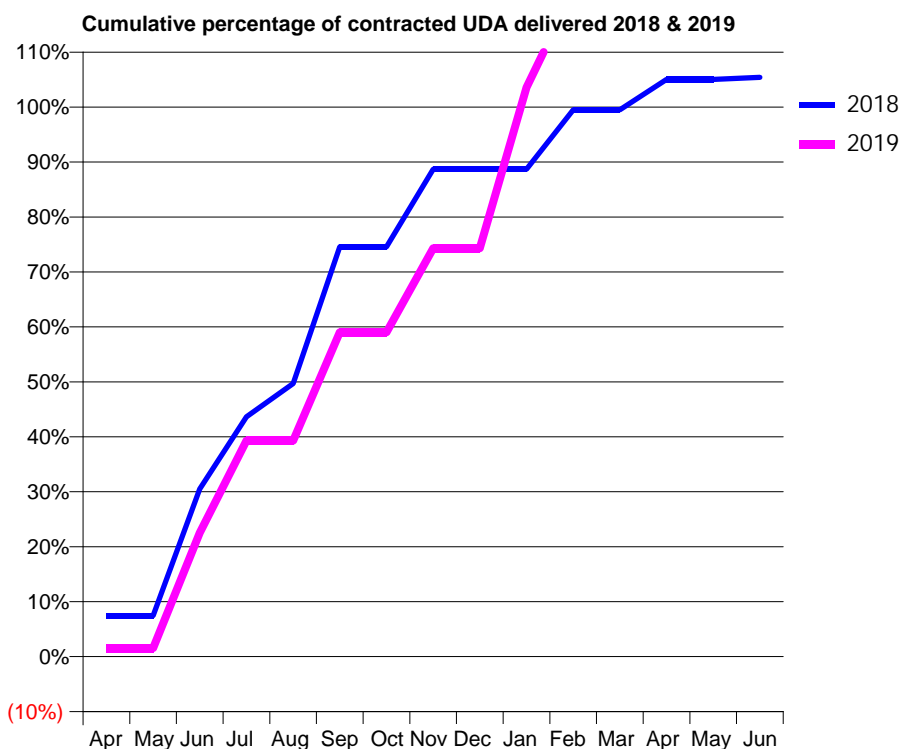
18/19 Contracted general activity (UDA)	2,250
Carry forward general activity (UDA)	-35
18/19 Contracted orthodontic activity (UOA)	0
Carry forward orthodontic activity (UOA)	0
Baseline contract value	£59,431.26

ACCESS*

Patients seen in 24 months	Total	Change since previous quarter
Quarter ending March 2018	572	
Quarter ending June 2018	742	↑
Quarter ending September 2018	888	↑
Quarter ending December 2018	1,003	↑
Quarter ending March 2019	1,297	↑
Variance since March 2018	126.7%	↑



ACTIVITY



Month	Adjusted Scheduled Activity (UDA)	
	2018	2019
April	131	35
May	131	35
June	534	507
July	764	884
August	869	884
September	1,305	1,328
October	1,305	1,328
November	1,552	1,672
December	1,552	1,672
January	1,552	2,330
February	1,741	2,726
March	1,741	3,088
April	1,838	3,088
May	1,838	3,204
June	1,845	3,204

QUALITY

	Quantity	Base Number	Contract	AT	Region	England
% of FP17s for the same patient ID Re-attending within 3 months - Children	35	624	5.6%	9.9%	11.5%	11.8%
% of FP17s for the same patient ID Re-attending within 3 months - Adults	177	1,429	12.4%	13.3%	15.2%	15.7%
% of FP17s for the same patient ID Re-attending between 3 & 9 months - Children	168	624	26.9%	61.0%	60.2%	58.9%
% of FP17s for the same patient ID Re-attending between 3 & 9 months - Adults	541	1,429	37.9%	54.9%	51.8%	50.8%
% of FP17s for Band 1 Urgent Courses	179	2,065	8.7%	7.4%	8.1%	9.1%
% of FP17s Relating to Free Repair or Replacements	1	2,065	0.0%	0.9%	0.8%	0.8%
% of FP17s Relating to Continuations	3	2,065	0.1%	1.0%	0.9%	0.9%
% of Patients satisfied with the dentistry they have received	1	1	N/A	93.7%	92.7%	92.5%
% of Patients satisfied with the time they had to wait for an appointment	1	1	N/A	89.7%	87.4%	87.0%

* This is based on patients treated on this contract for their most recent course of treatment. Figures in italics indicate the base number of FP17s or Patient Questionnaire responses are less than 100. N/A is shown where the base number of responses is less than 10 during the period. % is calculated as Quantity/Base number*100

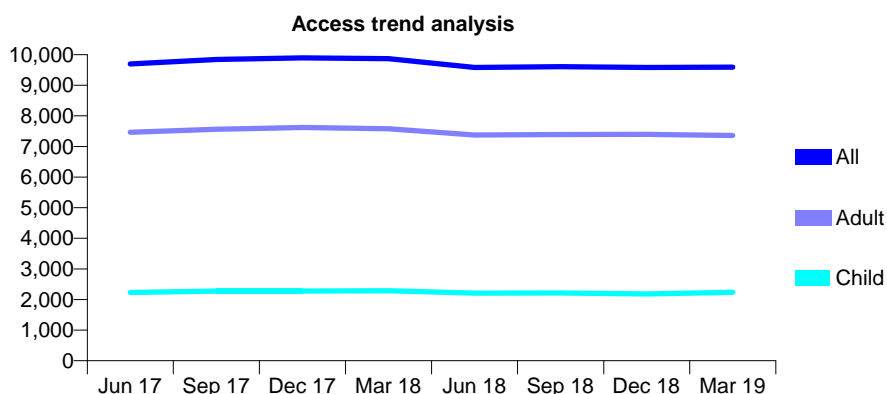
Q60 - Vital Signs At a Glance Contract Report for 249726/0001 - Year end March 2019

Name or company name	Hillcrest Dental Practice
Contract type name	GDS Contract
Purpose of contract	General
Contract start date	01/04/2006
Contract end date	

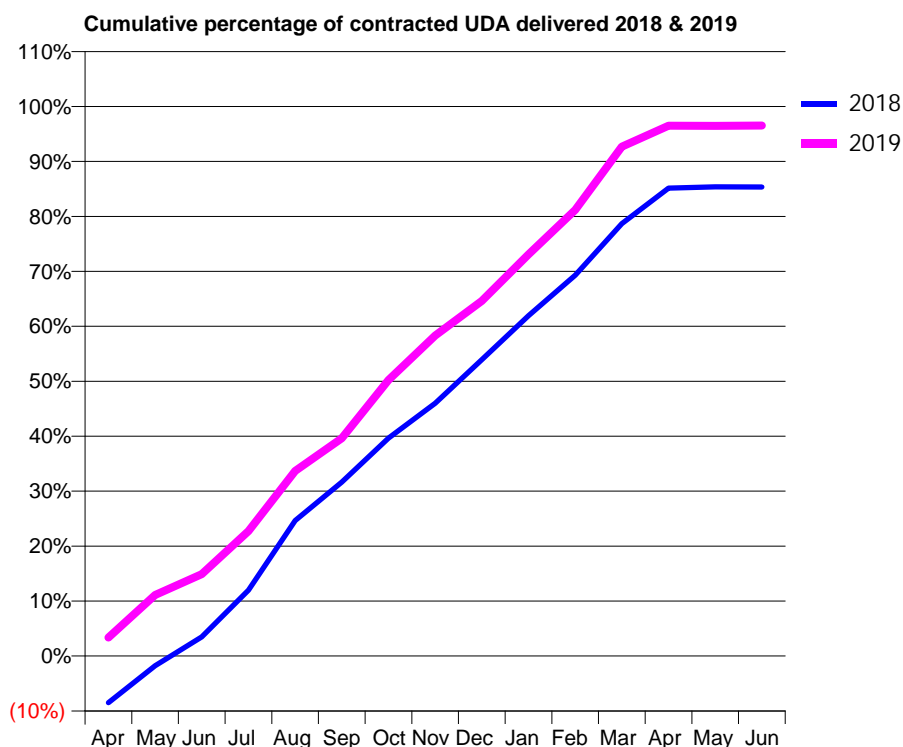
18/19 Contracted general activity (UDA)	27,030
Carry forward general activity (UDA)	1,074
18/19 Contracted orthodontic activity (UOA)	0
Carry forward orthodontic activity (UOA)	0
Baseline contract value	£744,309.83

ACCESS*

Patients seen in 24 months	Total	Change since previous quarter
Quarter ending March 2018	9,867	
Quarter ending June 2018	9,579	↓
Quarter ending September 2018	9,608	→
Quarter ending December 2018	9,578	→
Quarter ending March 2019	9,591	→
Variance since March 2018	(2.8%)	↓



ACTIVITY



Month	Adjusted Scheduled Activity (UDA)	
	2018	2019
April	-2,300	911
May	-484	3,004
June	939	4,025
July	3,239	6,140
August	6,659	9,111
September	8,552	10,706
October	10,718	13,576
November	12,431	15,766
December	14,579	17,465
January	16,741	19,753
February	18,728	21,942
March	21,262	25,053
April	23,011	26,083
May	23,070	26,078
June	23,069	26,091

QUALITY

	Quantity	Base Number	Contract	AT	Region	England
% of FP17s for the same patient ID Re-attending within 3 months - Children	190	3,274	5.8%	9.9%	11.5%	11.8%
% of FP17s for the same patient ID Re-attending within 3 months - Adults	1,156	10,581	10.9%	13.3%	15.2%	15.7%
% of FP17s for the same patient ID Re-attending between 3 & 9 months - Children	2,020	3,274	61.7%	61.0%	60.2%	58.9%
% of FP17s for the same patient ID Re-attending between 3 & 9 months - Adults	6,516	10,581	61.6%	54.9%	51.8%	50.8%
% of FP17s for Band 1 Urgent Courses	858	13,375	6.4%	7.4%	8.1%	9.1%
% of FP17s Relating to Free Repair or Replacements	168	13,375	1.3%	0.9%	0.8%	0.8%
% of FP17s Relating to Continuations	97	13,375	0.7%	1.0%	0.9%	0.9%
% of Patients satisfied with the dentistry they have received	4	5	N/A	93.7%	92.7%	92.5%
% of Patients satisfied with the time they had to wait for an appointment	5	5	N/A	89.7%	87.4%	87.0%

* This is based on patients treated on this contract for their most recent course of treatment.

Figures in italics indicate the base number of FP17s or Patient Questionnaire responses are less than 100. N/A is shown where the base number of responses is less than 10 during the period. % is calculated as Quantity/Base number*100

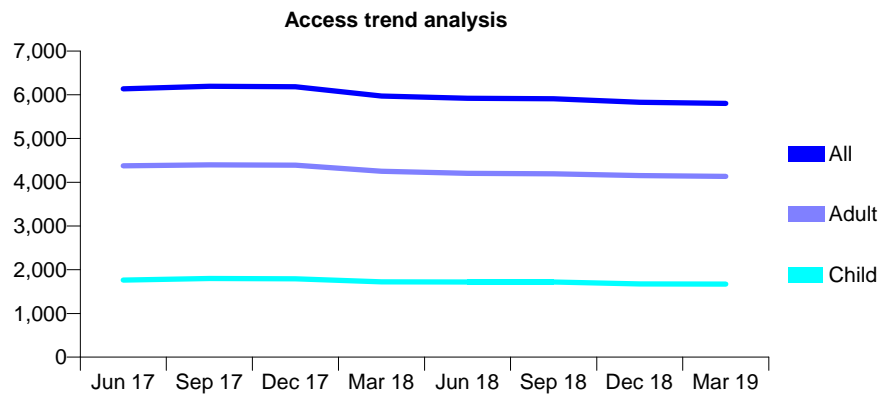
Q60 - Vital Signs At a Glance Contract Report for 257907/0001 - Year end March 2019

Name or company name	MR CC CHUNG
Contract type name	GDS Contract
Purpose of contract	General
Contract start date	01/04/2006
Contract end date	

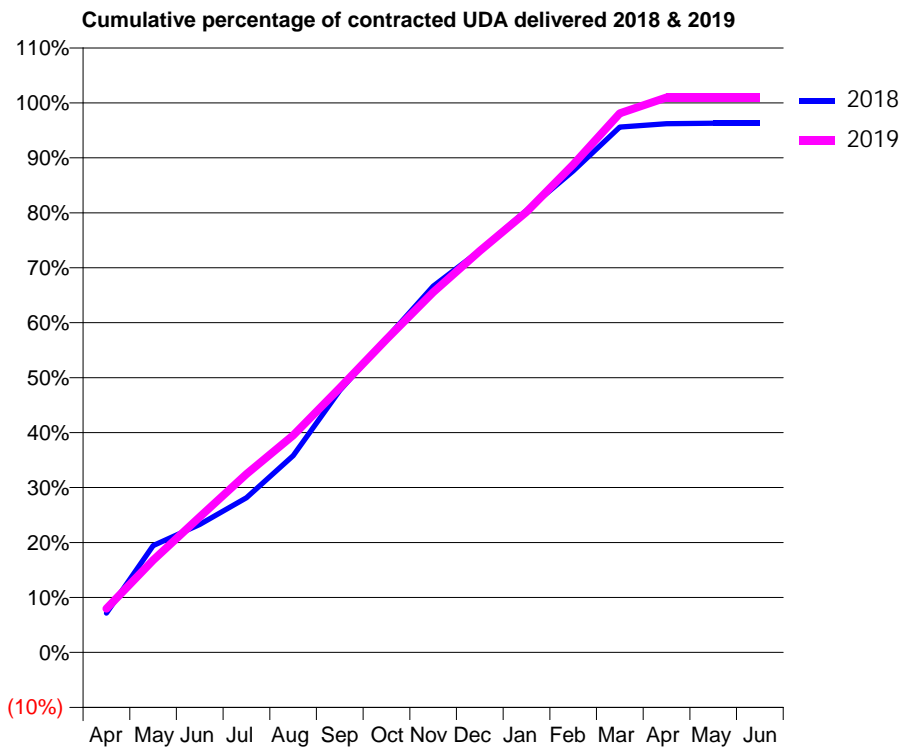
18/19 Contracted general activity (UDA)	18,443
Carry forward general activity (UDA)	-142
18/19 Contracted orthodontic activity (UOA)	0
Carry forward orthodontic activity (UOA)	0
Baseline contract value	£512,725.94

ACCESS*

Patients seen in 24 months	Total	Change since previous quarter
Quarter ending March 2018	5,970	
Quarter ending June 2018	5,923	→
Quarter ending September 2018	5,911	→
Quarter ending December 2018	5,828	↓
Quarter ending March 2019	5,803	→
Variance since March 2018	(2.8%)	↓



ACTIVITY



Month	Adjusted Scheduled Activity (UDA)	
	2018	2019
April	1,320	1,471
May	3,588	3,096
June	4,292	4,545
July	5,191	5,988
August	6,604	7,290
September	8,786	8,877
October	10,544	10,510
November	12,291	12,086
December	13,480	13,476
January	14,834	14,787
February	16,157	16,375
March	17,630	18,093
April	17,743	18,626
May	17,759	18,625
June	17,759	18,625

QUALITY

	Quantity	Base Number	Contract	AT	Region	England
% of FP17s for the same patient ID Re-attending within 3 months - Children	191	3,025	6.3%	9.9%	11.5%	11.8%
% of FP17s for the same patient ID Re-attending within 3 months - Adults	677	7,009	9.7%	13.3%	15.2%	15.7%
% of FP17s for the same patient ID Re-attending between 3 & 9 months - Children	2,203	3,025	72.8%	61.0%	60.2%	58.9%
% of FP17s for the same patient ID Re-attending between 3 & 9 months - Adults	4,960	7,009	70.8%	54.9%	51.8%	50.8%
% of FP17s for Band 1 Urgent Courses	490	10,268	4.8%	7.4%	8.1%	9.1%
% of FP17s Relating to Free Repair or Replacements	101	10,268	1.0%	0.9%	0.8%	0.8%
% of FP17s Relating to Continuations	65	10,268	0.6%	1.0%	0.9%	0.9%
% of Patients satisfied with the dentistry they have received	2	2	N/A	93.7%	92.7%	92.5%
% of Patients satisfied with the time they had to wait for an appointment	2	2	N/A	89.7%	87.4%	87.0%

* This is based on patients treated on this contract for their most recent course of treatment. Figures in italics indicate the base number of FP17s or Patient Questionnaire responses are less than 100. N/A is shown where the base number of responses is less than 10 during the period. % is calculated as Quantity/Base number*100

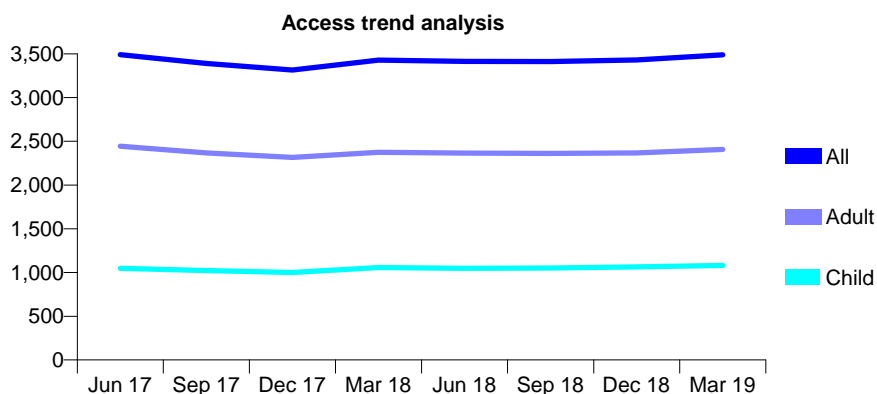
Q60 - Vital Signs At a Glance Contract Report for 270016/0001 - Year end March 2019

Name or company name	MISS S KHAN
Contract type name	GDS Contract
Purpose of contract	General
Contract start date	01/01/2013
Contract end date	

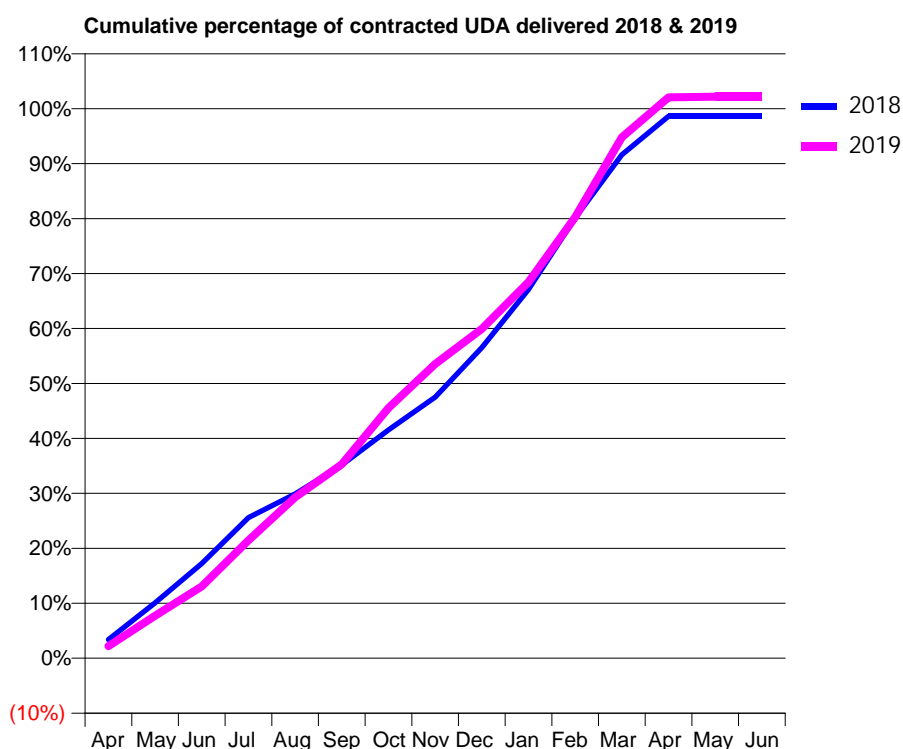
18/19 Contracted general activity (UDA)	11,407
Carry forward general activity (UDA)	121
18/19 Contracted orthodontic activity (UOA)	0
Carry forward orthodontic activity (UOA)	0
Baseline contract value	£314,513.09

ACCESS*

Patients seen in 24 months	Total	Change since previous quarter
Quarter ending March 2018	3,429	
Quarter ending June 2018	3,414	→
Quarter ending September 2018	3,413	→
Quarter ending December 2018	3,431	→
Quarter ending March 2019	3,489	→
Variance since March 2018	1.7%	→



ACTIVITY



Month	Adjusted Scheduled Activity (UDA)	
	2018	2019
April	385	251
May	1,151	882
June	1,967	1,491
July	2,919	2,447
August	3,412	3,340
September	4,013	4,025
October	4,739	5,194
November	5,421	6,107
December	6,446	6,836
January	7,656	7,808
February	9,140	9,156
March	10,448	10,812
April	11,249	11,643
May	11,249	11,655
June	11,248	11,656

QUALITY

	Quantity	Base Number	Contract	AT	Region	England
% of FP17s for the same patient ID Re-attending within 3 months - Children	105	1,458	7.2%	9.9%	11.5%	11.8%
% of FP17s for the same patient ID Re-attending within 3 months - Adults	508	3,269	15.5%	13.3%	15.2%	15.7%
% of FP17s for the same patient ID Re-attending between 3 & 9 months - Children	768	1,458	52.7%	61.0%	60.2%	58.9%
% of FP17s for the same patient ID Re-attending between 3 & 9 months - Adults	1,537	3,269	47.0%	54.9%	51.8%	50.8%
% of FP17s for Band 1 Urgent Courses	384	4,718	8.1%	7.4%	8.1%	9.1%
% of FP17s Relating to Free Repair or Replacements	49	4,718	1.0%	0.9%	0.8%	0.8%
% of FP17s Relating to Continuations	26	4,718	0.6%	1.0%	0.9%	0.9%
% of Patients satisfied with the dentistry they have received	2	2	N/A	93.7%	92.7%	92.5%
% of Patients satisfied with the time they had to wait for an appointment	1	2	N/A	89.7%	87.4%	87.0%

* This is based on patients treated on this contract for their most recent course of treatment. Figures in italics indicate the base number of FP17s or Patient Questionnaire responses are less than 100. N/A is shown where the base number of responses is less than 10 during the period. % is calculated as Quantity/Base number*100

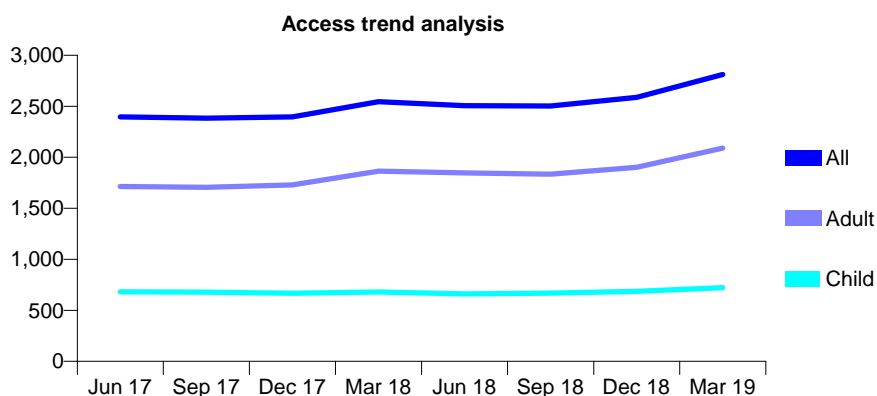
Q60 - Vital Signs At a Glance Contract Report for 274011/0003 - Year end March 2019

Name or company name	Twickel Dental Limited
Contract type name	GDS Contract
Purpose of contract	General
Contract start date	01/05/2008
Contract end date	

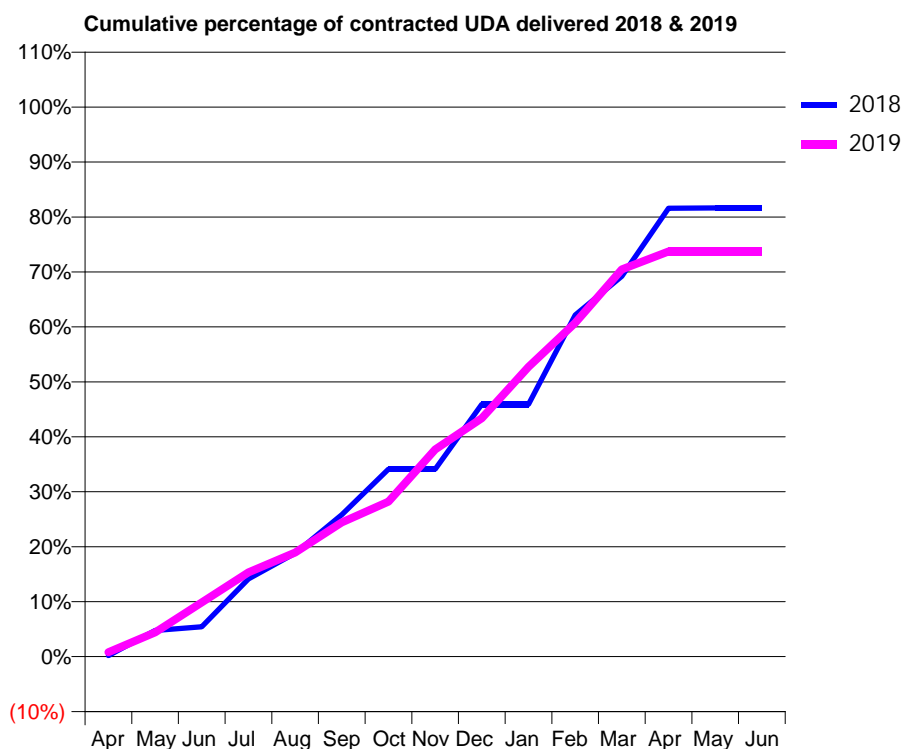
18/19 Contracted general activity (UDA)	10,500
Carry forward general activity (UDA)	0
18/19 Contracted orthodontic activity (UOA)	0
Carry forward orthodontic activity (UOA)	0
Baseline contract value	£304,232.62

ACCESS*

Patients seen in 24 months	Total	Change since previous quarter
Quarter ending March 2018	2,545	
Quarter ending June 2018	2,507	↓
Quarter ending September 2018	2,503	→
Quarter ending December 2018	2,588	↑
Quarter ending March 2019	2,812	↑
Variance since March 2018	10.5%	↑



ACTIVITY



Month	Adjusted Scheduled Activity (UDA)	
	2018	2019
April	20	85
May	500	466
June	572	1,036
July	1,483	1,608
August	1,977	1,990
September	2,710	2,564
October	3,580	2,961
November	3,580	3,959
December	4,820	4,556
January	4,820	5,536
February	6,528	6,375
March	7,265	7,399
April	8,568	7,738
May	8,572	7,738
June	8,573	7,739

QUALITY

	Quantity	Base Number	Contract	AT	Region	England
% of FP17s for the same patient ID Re-attending within 3 months - Children	110	1,171	9.4%	9.9%	11.5%	11.8%
% of FP17s for the same patient ID Re-attending within 3 months - Adults	595	3,120	19.1%	13.3%	15.2%	15.7%
% of FP17s for the same patient ID Re-attending between 3 & 9 months - Children	654	1,171	55.8%	61.0%	60.2%	58.9%
% of FP17s for the same patient ID Re-attending between 3 & 9 months - Adults	1,487	3,120	47.7%	54.9%	51.8%	50.8%
% of FP17s for Band 1 Urgent Courses	410	4,067	10.1%	7.4%	8.1%	9.1%
% of FP17s Relating to Free Repair or Replacements	57	4,067	1.4%	0.9%	0.8%	0.8%
% of FP17s Relating to Continuations	37	4,067	0.9%	1.0%	0.9%	0.9%
% of Patients satisfied with the dentistry they have received	5	5	N/A	93.7%	92.7%	92.5%
% of Patients satisfied with the time they had to wait for an appointment	5	5	N/A	89.7%	87.4%	87.0%

* This is based on patients treated on this contract for their most recent course of treatment. Figures in italics indicate the base number of FP17s or Patient Questionnaire responses are less than 100. N/A is shown where the base number of responses is less than 10 during the period. % is calculated as Quantity/Base number*100

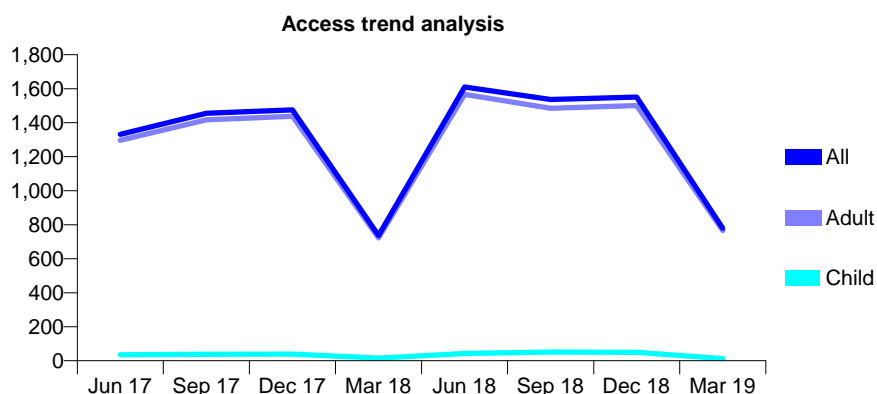
Q60 - Vital Signs At a Glance Contract Report for 274798/0003 - Year end March 2019

Name or company name	MRS R SREENIVASAN
Contract type name	PDS Contract
Purpose of contract	General
Contract start date	01/07/2015
Contract end date	31/03/2020

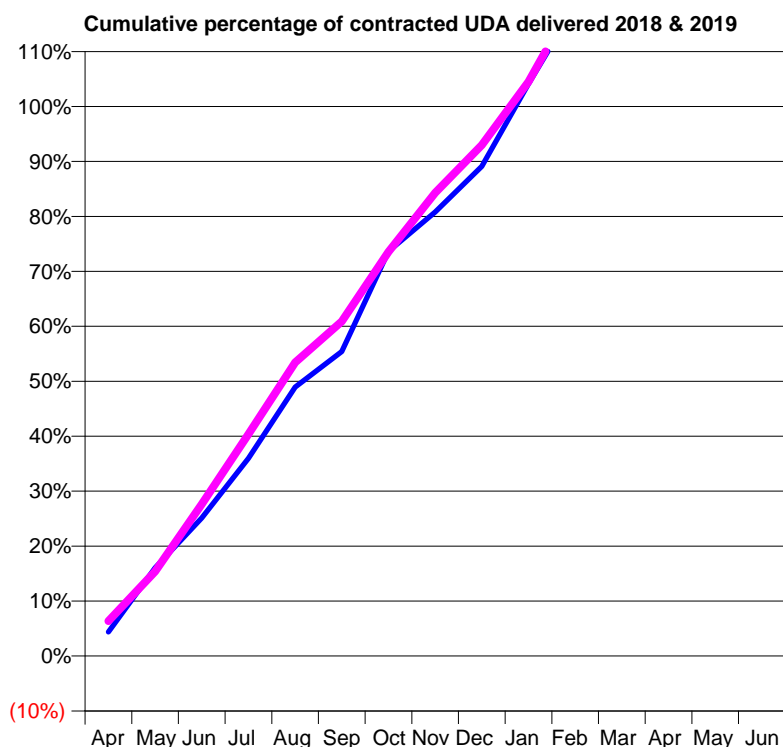
18/19 Contracted general activity (UDA)	3,600
Carry forward general activity (UDA)	0
18/19 Contracted orthodontic activity (UOA)	0
Carry forward orthodontic activity (UOA)	0
Baseline contract value	£149,234.23

ACCESS*

Patients seen in 24 months	Total	Change since previous quarter
Quarter ending March 2018	737	
Quarter ending June 2018	1,610	↑
Quarter ending September 2018	1,536	↓
Quarter ending December 2018	1,551	→
Quarter ending March 2019	779	↓
Variance since March 2018	5.7%	↑



ACTIVITY



Month	Adjusted Scheduled Activity (UDA)	
	2018	2019
April	158	229
May	578	554
June	905	995
July	1,295	1,454
August	1,762	1,923
September	1,995	2,191
October	2,651	2,647
November	2,909	3,034
December	3,208	3,347
January	3,748	3,762
February	4,257	4,305
March	4,674	4,669
April	4,873	4,923
May	4,873	4,923
June	4,873	4,923

QUALITY

	Quantity	Base Number	Contract	AT	Region	England
% of FP17s for the same patient ID Re-attending within 3 months - Children	0	76	0.0%	9.9%	11.5%	11.8%
% of FP17s for the same patient ID Re-attending within 3 months - Adults	18	1,683	1.1%	13.3%	15.2%	15.7%
% of FP17s for the same patient ID Re-attending between 3 & 9 months - Children	0	76	0.0%	61.0%	60.2%	58.9%
% of FP17s for the same patient ID Re-attending between 3 & 9 months - Adults	21	1,683	1.2%	54.9%	51.8%	50.8%
% of FP17s for Band 1 Urgent Courses	1	1,781	0.1%	7.4%	8.1%	9.1%
% of FP17s Relating to Free Repair or Replacements	0	1,781	0.0%	0.9%	0.8%	0.8%
% of FP17s Relating to Continuations	0	1,781	0.0%	1.0%	0.9%	0.9%
% of Patients satisfied with the dentistry they have received	1	1	N/A	93.7%	92.7%	92.5%
% of Patients satisfied with the time they had to wait for an appointment	1	1	N/A	89.7%	87.4%	87.0%

* This is based on patients treated on this contract for their most recent course of treatment. Figures in italics indicate the base number of FP17s or Patient Questionnaire responses are less than 100. N/A is shown where the base number of responses is less than 10 during the period. % is calculated as Quantity/Base number*100

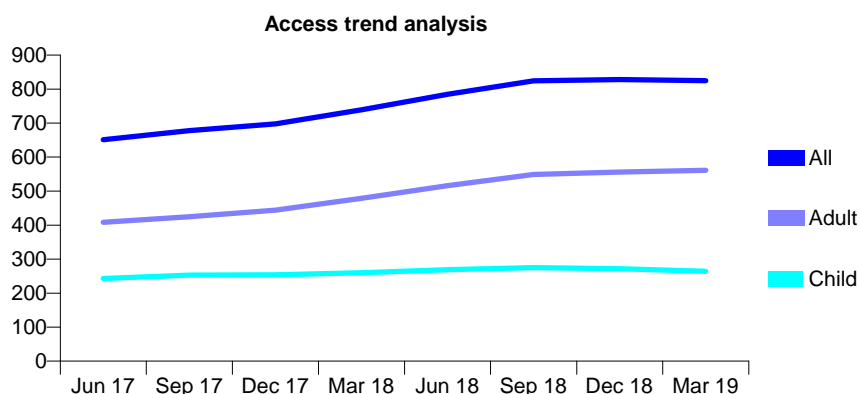
Q60 - Vital Signs At a Glance Contract Report for 287822/0001 - Year end March 2019

Name or company name	COURTYARD DENTAL PRACTICE
Contract type name	GDS Contract
Purpose of contract	General
Contract start date	16/08/2013
Contract end date	

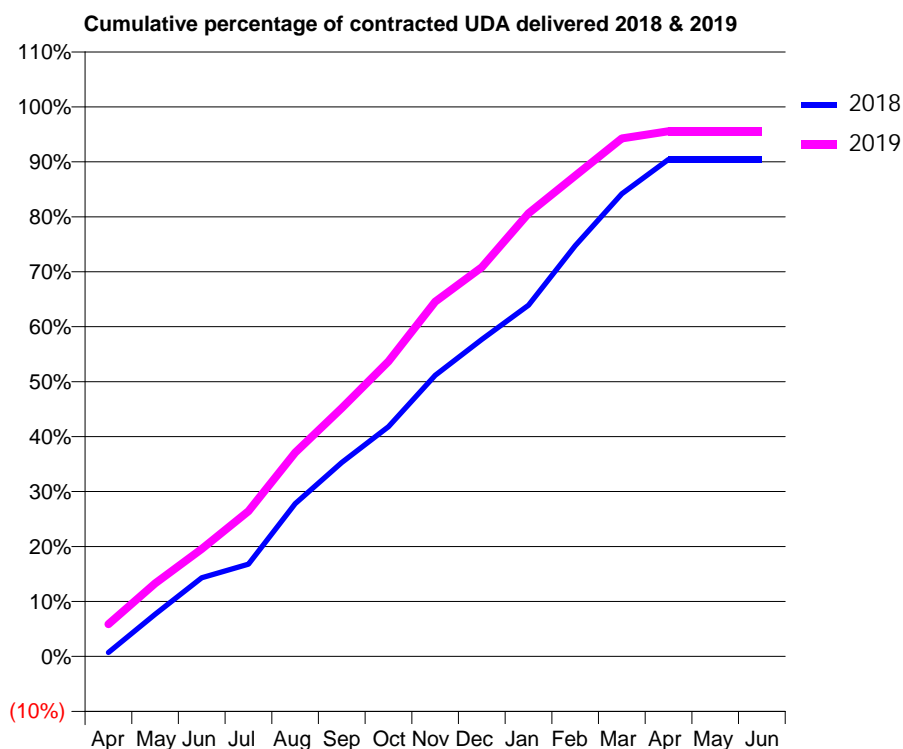
18/19 Contracted general activity (UDA)	2,700
Carry forward general activity (UDA)	0
18/19 Contracted orthodontic activity (UOA)	0
Carry forward orthodontic activity (UOA)	0
Baseline contract value	£54,475.15

ACCESS*

Patients seen in 24 months	Total	Change since previous quarter
Quarter ending March 2018	739	
Quarter ending June 2018	785	↑
Quarter ending September 2018	824	↑
Quarter ending December 2018	828	→
Quarter ending March 2019	825	→
Variance since March 2018	11.6%	↑



ACTIVITY



Month	Adjusted Scheduled Activity (UDA)	
	2018	2019
April	19	159
May	207	359
June	386	528
July	454	714
August	751	1,002
September	952	1,221
October	1,128	1,450
November	1,381	1,743
December	1,557	1,912
January	1,725	2,177
February	2,017	2,362
March	2,272	2,545
April	2,441	2,581
May	2,441	2,581
June	2,441	2,581

QUALITY

	Quantity	Base Number	Contract	AT	Region	England
% of FP17s for the same patient ID Re-attending within 3 months - Children	15	377	4.0%	9.9%	11.5%	11.8%
% of FP17s for the same patient ID Re-attending within 3 months - Adults	89	746	11.9%	13.3%	15.2%	15.7%
% of FP17s for the same patient ID Re-attending between 3 & 9 months - Children	235	377	62.3%	61.0%	60.2%	58.9%
% of FP17s for the same patient ID Re-attending between 3 & 9 months - Adults	385	746	51.6%	54.9%	51.8%	50.8%
% of FP17s for Band 1 Urgent Courses	9	1,111	0.8%	7.4%	8.1%	9.1%
% of FP17s Relating to Free Repair or Replacements	0	1,111	0.0%	0.9%	0.8%	0.8%
% of FP17s Relating to Continuations	27	1,111	2.4%	1.0%	0.9%	0.9%
% of Patients satisfied with the dentistry they have received	0	0	N/A	93.7%	92.7%	92.5%
% of Patients satisfied with the time they had to wait for an appointment	0	0	N/A	89.7%	87.4%	87.0%

* This is based on patients treated on this contract for their most recent course of treatment. Figures in italics indicate the base number of FP17s or Patient Questionnaire responses are less than 100. N/A is shown where the base number of responses is less than 10 during the period. % is calculated as Quantity/Base number*100

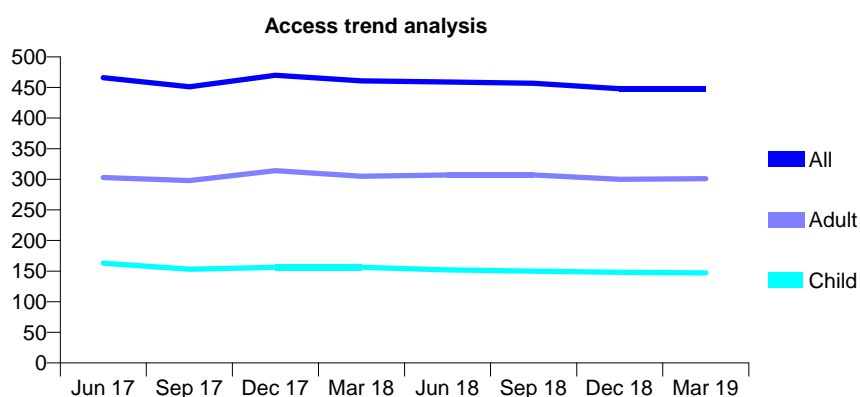
Q60 - Vital Signs At a Glance Contract Report for 303496/0002 - Year end March 2019

Name or company name	MR AR FEE
Contract type name	GDS Contract
Purpose of contract	General and Orthodontic
Contract start date	13/09/2010
Contract end date	

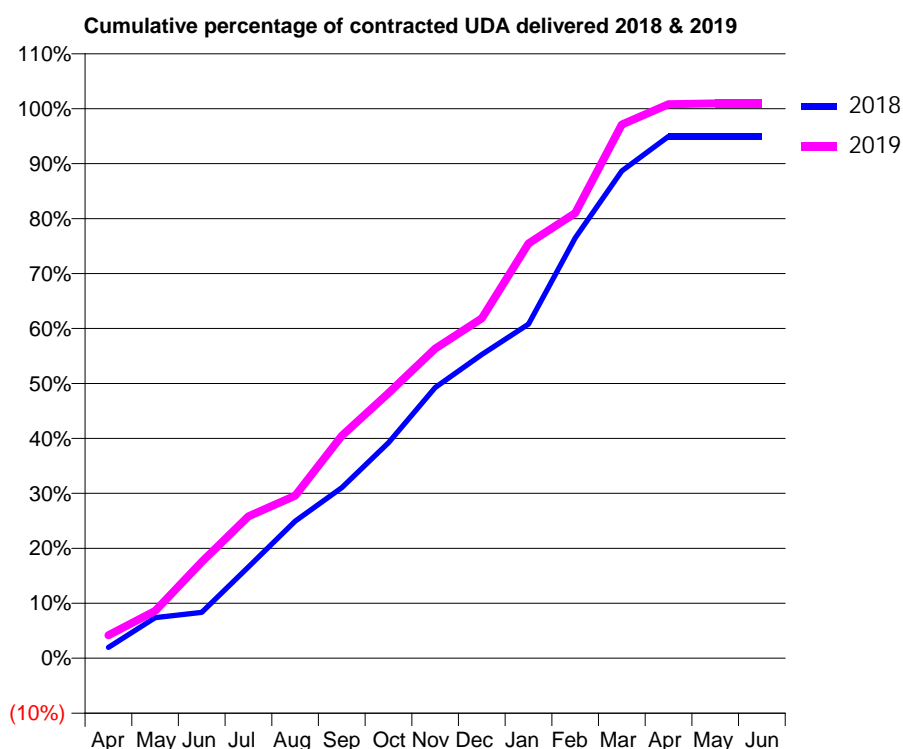
18/19 Contracted general activity (UDA)	1,774
Carry forward general activity (UDA)	0
18/19 Contracted orthodontic activity (UOA)	208
Carry forward orthodontic activity (UOA)	1
Baseline contract value	£61,680.31

ACCESS*

Patients seen in 24 months	Total	Change since previous quarter
Quarter ending March 2018	461	
Quarter ending June 2018	459	→
Quarter ending September 2018	457	→
Quarter ending December 2018	448	↓
Quarter ending March 2019	448	→
Variance since March 2018	(2.8%)	↓



ACTIVITY



Month	2018	2019
April	35	74
May	131	153
June	148	311
July	295	458
August	443	525
September	551	718
October	696	856
November	874	1,000
December	980	1,097
January	1,079	1,339
February	1,357	1,437
March	1,573	1,723
April	1,684	1,788
May	1,684	1,791
June	1,684	1,791

QUALITY

	Quantity	Base Number	Contract	AT	Region	England
% of FP17s for the same patient ID Re-attending within 3 months - Children	21	371	5.7%	9.9%	11.5%	11.8%
% of FP17s for the same patient ID Re-attending within 3 months - Adults	59	477	12.4%	13.3%	15.2%	15.7%
% of FP17s for the same patient ID Re-attending between 3 & 9 months - Children	278	371	74.9%	61.0%	60.2%	58.9%
% of FP17s for the same patient ID Re-attending between 3 & 9 months - Adults	326	477	68.3%	54.9%	51.8%	50.8%
% of FP17s for Band 1 Urgent Courses	45	775	5.8%	7.4%	8.1%	9.1%
% of FP17s Relating to Free Repair or Replacements	0	775	0.0%	0.9%	0.8%	0.8%
% of FP17s Relating to Continuations	7	775	0.9%	1.0%	0.9%	0.9%
% of Patients satisfied with the dentistry they have received	2	2	N/A	93.7%	92.7%	92.5%
% of Patients satisfied with the time they had to wait for an appointment	2	2	N/A	89.7%	87.4%	87.0%

* This is based on patients treated on this contract for their most recent course of treatment. Figures in italics indicate the base number of FP17s or Patient Questionnaire responses are less than 100. N/A is shown where the base number of responses is less than 10 during the period. % is calculated as Quantity/Base number*100

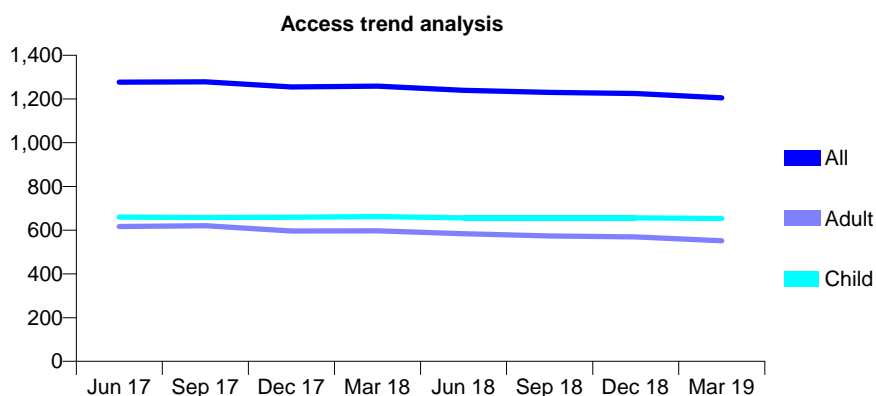
Q60 - Vital Signs At a Glance Contract Report for 305006/0001 - Year end March 2019

Name or company name	MR TM PARSONS
Contract type name	GDS Contract
Purpose of contract	General
Contract start date	01/04/2006
Contract end date	

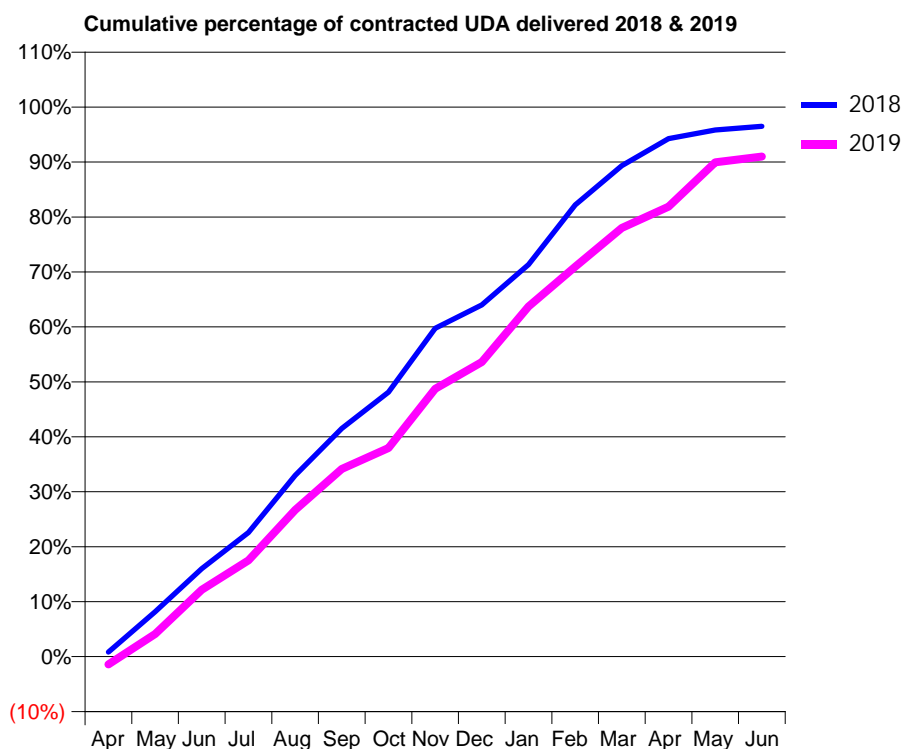
18/19 Contracted general activity (UDA)	2,977
Carry forward general activity (UDA)	104
18/19 Contracted orthodontic activity (UOA)	0
Carry forward orthodontic activity (UOA)	0
Baseline contract value	£76,963.12

ACCESS*

Patients seen in 24 months	Total	Change since previous quarter
Quarter ending March 2018	1,259	
Quarter ending June 2018	1,240	↓
Quarter ending September 2018	1,230	→
Quarter ending December 2018	1,225	→
Quarter ending March 2019	1,205	↓
Variance since March 2018	(4.3%)	↓



ACTIVITY



Month	Adjusted Scheduled Activity (UDA)	
	2018	2019
April	25	-43
May	243	123
June	476	363
July	672	522
August	982	795
September	1,236	1,017
October	1,433	1,130
November	1,779	1,451
December	1,905	1,596
January	2,123	1,897
February	2,447	2,113
March	2,660	2,322
April	2,805	2,437
May	2,853	2,678
June	2,873	2,709

QUALITY

	Quantity	Base Number	Contract	AT	Region	England
% of FP17s for the same patient ID Re-attending within 3 months - Children	70	1,002	7.0%	9.9%	11.5%	11.8%
% of FP17s for the same patient ID Re-attending within 3 months - Adults	66	665	9.9%	13.3%	15.2%	15.7%
% of FP17s for the same patient ID Re-attending between 3 & 9 months - Children	594	1,002	59.3%	61.0%	60.2%	58.9%
% of FP17s for the same patient ID Re-attending between 3 & 9 months - Adults	405	665	60.9%	54.9%	51.8%	50.8%
% of FP17s for Band 1 Urgent Courses	104	1,706	6.1%	7.4%	8.1%	9.1%
% of FP17s Relating to Free Repair or Replacements	4	1,706	0.2%	0.9%	0.8%	0.8%
% of FP17s Relating to Continuations	8	1,706	0.5%	1.0%	0.9%	0.9%
% of Patients satisfied with the dentistry they have received	0	0	N/A	93.7%	92.7%	92.5%
% of Patients satisfied with the time they had to wait for an appointment	0	0	N/A	89.7%	87.4%	87.0%

* This is based on patients treated on this contract for their most recent course of treatment. Figures in italics indicate the base number of FP17s or Patient Questionnaire responses are less than 100. N/A is shown where the base number of responses is less than 10 during the period. % is calculated as Quantity/Base number*100

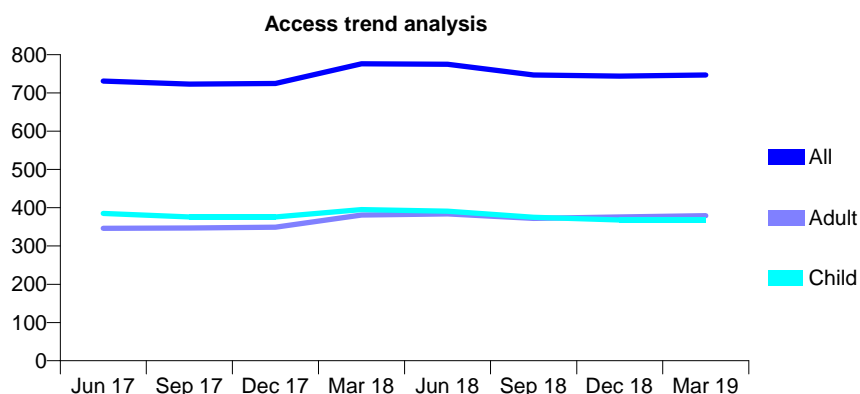
Q60 - Vital Signs At a Glance Contract Report for 319163/0001 - Year end March 2019

Name or company name	MRS UF PENCAVEL
Contract type name	GDS Contract
Purpose of contract	General and Orthodontic
Contract start date	01/04/2006
Contract end date	

18/19 Contracted general activity (UDA)	2,276
Carry forward general activity (UDA)	69
18/19 Contracted orthodontic activity (UOA)	84
Carry forward orthodontic activity (UOA)	-2
Baseline contract value	£63,646.83

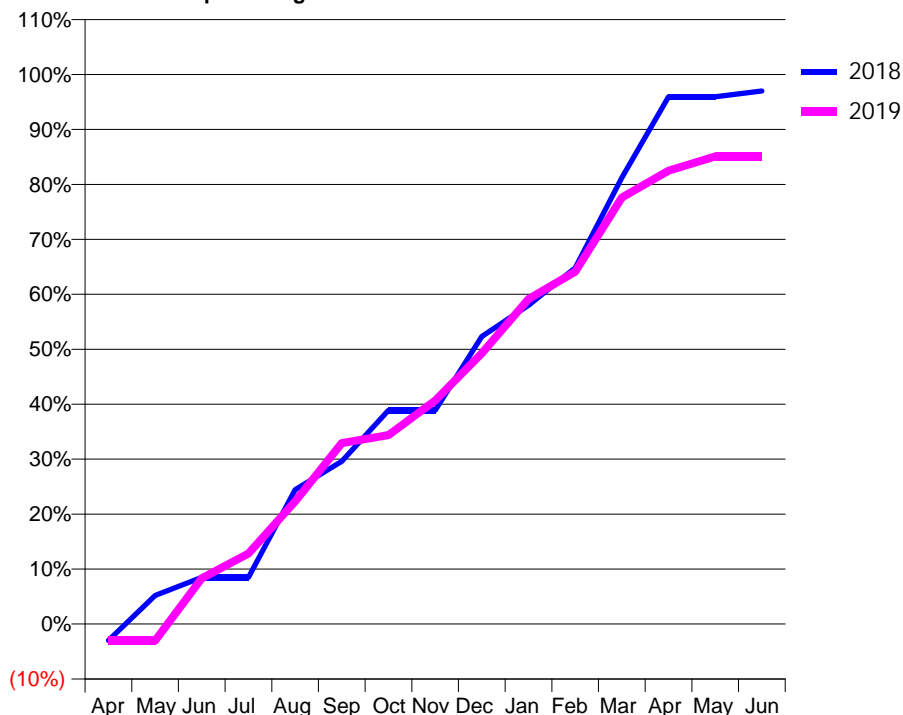
ACCESS*

Patients seen in 24 months	Total	Change since previous quarter
Quarter ending March 2018	776	
Quarter ending June 2018	775	→
Quarter ending September 2018	747	↓
Quarter ending December 2018	744	→
Quarter ending March 2019	747	→
Variance since March 2018	(3.7%)	↓



ACTIVITY

Cumulative percentage of contracted UDA delivered 2018 & 2019



Adjusted Scheduled Activity (UDA)

Month	2018	2019
April	-68	-69
May	118	-69
June	194	189
July	194	292
August	556	508
September	674	749
October	885	782
November	885	926
December	1,190	1,121
January	1,320	1,346
February	1,475	1,459
March	1,848	1,766
April	2,183	1,878
May	2,183	1,936
June	2,207	1,936

QUALITY

	Quantity	Base Number	Contract	AT	Region	England
% of FP17s for the same patient ID Re-attending within 3 months - Children	75	648	11.6%	9.9%	11.5%	11.8%
% of FP17s for the same patient ID Re-attending within 3 months - Adults	74	505	14.7%	13.3%	15.2%	15.7%
% of FP17s for the same patient ID Re-attending between 3 & 9 months - Children	439	648	67.7%	61.0%	60.2%	58.9%
% of FP17s for the same patient ID Re-attending between 3 & 9 months - Adults	223	505	44.2%	54.9%	51.8%	50.8%
% of FP17s for Band 1 Urgent Courses	71	1,070	6.6%	7.4%	8.1%	9.1%
% of FP17s Relating to Free Repair or Replacements	5	1,070	0.5%	0.9%	0.8%	0.8%
% of FP17s Relating to Continuations	0	1,070	0.0%	1.0%	0.9%	0.9%
% of Patients satisfied with the dentistry they have received	0	0	N/A	93.7%	92.7%	92.5%
% of Patients satisfied with the time they had to wait for an appointment	0	0	N/A	89.7%	87.4%	87.0%

* This is based on patients treated on this contract for their most recent course of treatment.

Figures in italics indicate the base number of FP17s or Patient Questionnaire responses are less than 100. N/A is shown where the base number of responses is less than 10 during the period. % is calculated as Quantity/Base number*100

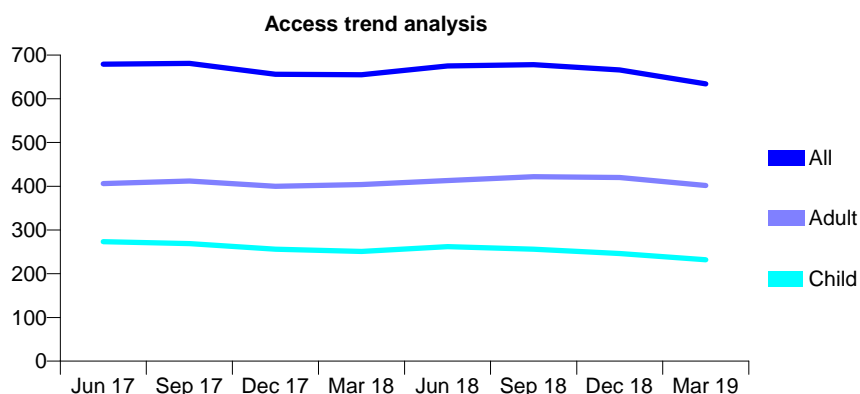
Q60 - Vital Signs At a Glance Contract Report for 320137/0001 - Year end March 2019

Name or company name	MR LS BARNES
Contract type name	GDS Contract
Purpose of contract	General
Contract start date	01/04/2006
Contract end date	

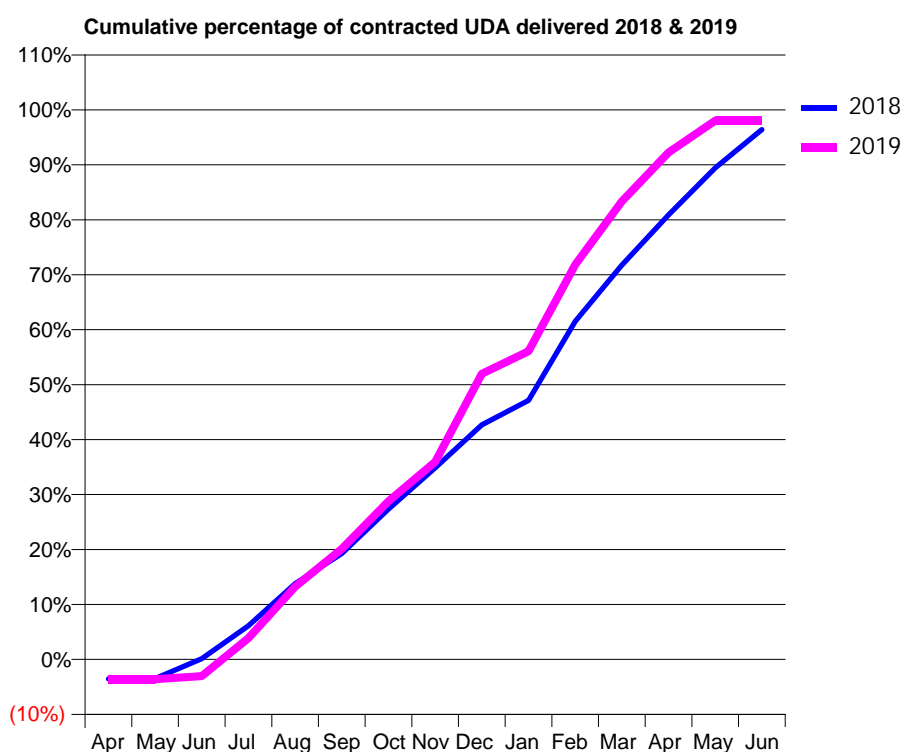
18/19 Contracted general activity (UDA)	2,000
Carry forward general activity (UDA)	72
18/19 Contracted orthodontic activity (UOA)	0
Carry forward orthodontic activity (UOA)	0
Baseline contract value	£38,126.31

ACCESS*

Patients seen in 24 months	Total	Change since previous quarter
Quarter ending March 2018	655	
Quarter ending June 2018	675	↑
Quarter ending September 2018	678	→
Quarter ending December 2018	666	↓
Quarter ending March 2019	634	↓
Variance since March 2018	(3.2%)	↓



ACTIVITY



Month	Adjusted Scheduled Activity (UDA)	
	2018	2019
April	-71	-72
May	-70	-72
June	3	-62
July	123	78
August	276	265
September	385	402
October	547	576
November	698	719
December	854	1,039
January	943	1,121
February	1,231	1,437
March	1,435	1,667
April	1,618	1,845
May	1,789	1,961
June	1,928	1,961

QUALITY

	Quantity	Base Number	Contract	AT	Region	England
% of FP17s for the same patient ID Re-attending within 3 months - Children	23	391	5.9%	9.9%	11.5%	11.8%
% of FP17s for the same patient ID Re-attending within 3 months - Adults	125	653	19.1%	13.3%	15.2%	15.7%
% of FP17s for the same patient ID Re-attending between 3 & 9 months - Children	251	391	64.2%	61.0%	60.2%	58.9%
% of FP17s for the same patient ID Re-attending between 3 & 9 months - Adults	350	653	53.6%	54.9%	51.8%	50.8%
% of FP17s for Band 1 Urgent Courses	14	927	1.5%	7.4%	8.1%	9.1%
% of FP17s Relating to Free Repair or Replacements	34	927	3.7%	0.9%	0.8%	0.8%
% of FP17s Relating to Continuations	5	927	0.5%	1.0%	0.9%	0.9%
% of Patients satisfied with the dentistry they have received	0	0	N/A	93.7%	92.7%	92.5%
% of Patients satisfied with the time they had to wait for an appointment	0	0	N/A	89.7%	87.4%	87.0%

* This is based on patients treated on this contract for their most recent course of treatment. Figures in italics indicate the base number of FP17s or Patient Questionnaire responses are less than 100. N/A is shown where the base number of responses is less than 10 during the period. % is calculated as Quantity/Base number*100

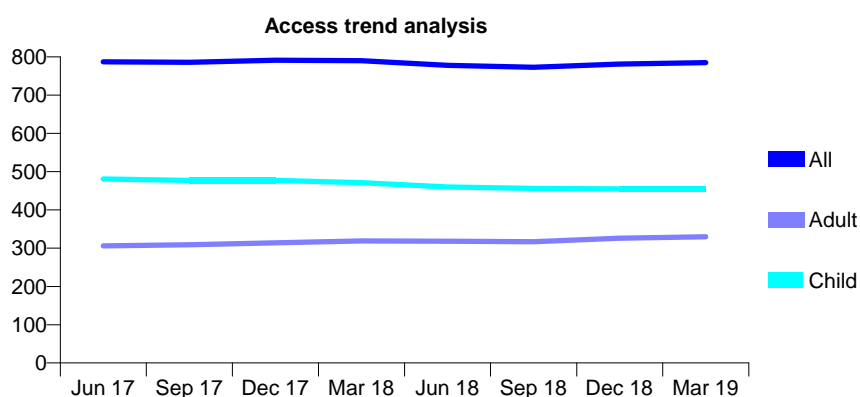
Q60 - Vital Signs At a Glance Contract Report for 323853/0001 - Year end March 2019

Name or company name	MR PB GARBUTT
Contract type name	GDS Contract
Purpose of contract	General
Contract start date	01/04/2006
Contract end date	

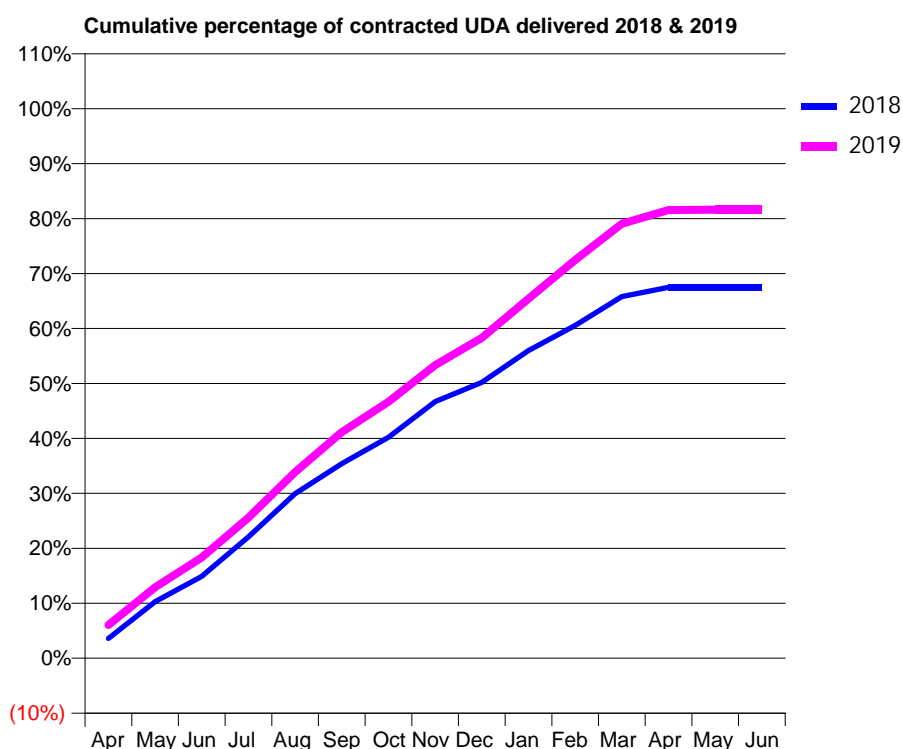
18/19 Contracted general activity (UDA)	1,750
Carry forward general activity (UDA)	0
18/19 Contracted orthodontic activity (UOA)	0
Carry forward orthodontic activity (UOA)	0
Baseline contract value	£36,214.86

ACCESS*

Patients seen in 24 months	Total	Change since previous quarter
Quarter ending March 2018	790	
Quarter ending June 2018	778	↓
Quarter ending September 2018	773	→
Quarter ending December 2018	781	→
Quarter ending March 2019	785	→
Variance since March 2018	(0.6%)	→



ACTIVITY



Month	2018	2019
April	72	106
May	206	226
June	298	321
July	442	448
August	599	593
September	708	720
October	804	817
November	934	933
December	1,004	1,020
January	1,120	1,145
February	1,211	1,268
March	1,316	1,383
April	1,350	1,427
May	1,350	1,428
June	1,350	1,428

QUALITY

	Quantity	Base Number	Contract	AT	Region	England
% of FP17s for the same patient ID Re-attending within 3 months - Children	42	773	5.4%	9.9%	11.5%	11.8%
% of FP17s for the same patient ID Re-attending within 3 months - Adults	17	330	5.2%	13.3%	15.2%	15.7%
% of FP17s for the same patient ID Re-attending between 3 & 9 months - Children	574	773	74.3%	61.0%	60.2%	58.9%
% of FP17s for the same patient ID Re-attending between 3 & 9 months - Adults	204	330	61.8%	54.9%	51.8%	50.8%
% of FP17s for Band 1 Urgent Courses	1	1,104	0.1%	7.4%	8.1%	9.1%
% of FP17s Relating to Free Repair or Replacements	0	1,104	0.0%	0.9%	0.8%	0.8%
% of FP17s Relating to Continuations	0	1,104	0.0%	1.0%	0.9%	0.9%
% of Patients satisfied with the dentistry they have received	0	0	N/A	93.7%	92.7%	92.5%
% of Patients satisfied with the time they had to wait for an appointment	0	0	N/A	89.7%	87.4%	87.0%

* This is based on patients treated on this contract for their most recent course of treatment.

Figures in italics indicate the base number of FP17s or Patient Questionnaire responses are less than 100. N/A is shown where the base number of responses is less than 10 during the period. % is calculated as Quantity/Base number*100

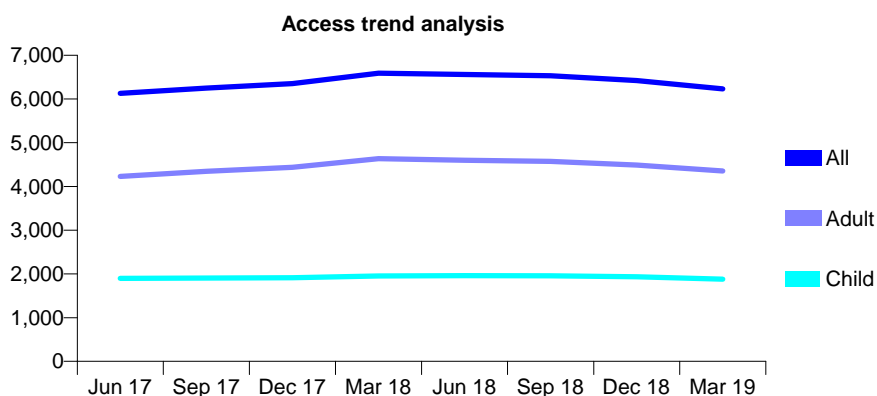
Q60 - Vital Signs At a Glance Contract Report for 326372/0001 - Year end March 2019

Name or company name	Dawley Family Dental
Contract type name	GDS Contract
Purpose of contract	General
Contract start date	01/04/2006
Contract end date	

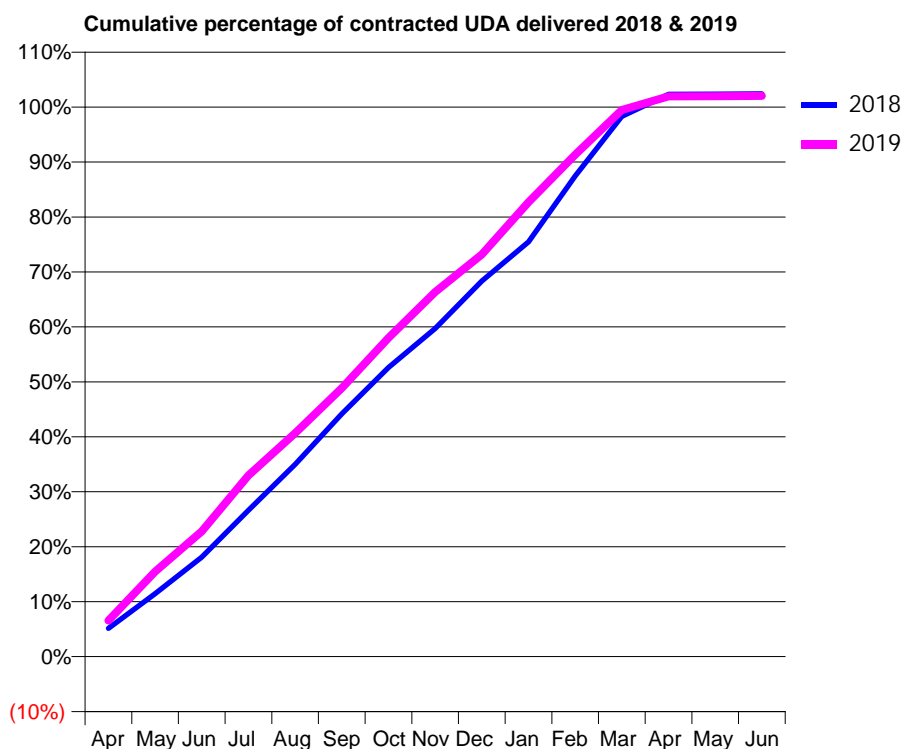
18/19 Contracted general activity (UDA)	19,726
Carry forward general activity (UDA)	-395
18/19 Contracted orthodontic activity (UOA)	0
Carry forward orthodontic activity (UOA)	0
Baseline contract value	£574,247.02

ACCESS*

Patients seen in 24 months	Total	Change since previous quarter
Quarter ending March 2018	6,591	
Quarter ending June 2018	6,559	→
Quarter ending September 2018	6,532	→
Quarter ending December 2018	6,423	↓
Quarter ending March 2019	6,233	↓
Variance since March 2018	(5.4%)	↓



ACTIVITY



Month	Adjusted Scheduled Activity (UDA)	
	2018	2019
April	1,016	1,297
May	2,260	3,058
June	3,575	4,498
July	5,255	6,509
August	6,906	8,022
September	8,711	9,640
October	10,381	11,441
November	11,779	13,088
December	13,483	14,435
January	14,890	16,312
February	17,254	18,022
March	19,389	19,619
April	20,182	20,106
May	20,188	20,114
June	20,204	20,127

QUALITY

	Quantity	Base Number	Contract	AT	Region	England
% of FP17s for the same patient ID Re-attending within 3 months - Children	237	2,849	8.3%	9.9%	11.5%	11.8%
% of FP17s for the same patient ID Re-attending within 3 months - Adults	965	5,999	16.1%	13.3%	15.2%	15.7%
% of FP17s for the same patient ID Re-attending between 3 & 9 months - Children	1,651	2,849	58.0%	61.0%	60.2%	58.9%
% of FP17s for the same patient ID Re-attending between 3 & 9 months - Adults	3,182	5,999	53.0%	54.9%	51.8%	50.8%
% of FP17s for Band 1 Urgent Courses	775	8,717	8.9%	7.4%	8.1%	9.1%
% of FP17s Relating to Free Repair or Replacements	72	8,717	0.8%	0.9%	0.8%	0.8%
% of FP17s Relating to Continuations	216	8,717	2.5%	1.0%	0.9%	0.9%
% of Patients satisfied with the dentistry they have received	1	1	N/A	93.7%	92.7%	92.5%
% of Patients satisfied with the time they had to wait for an appointment	1	1	N/A	89.7%	87.4%	87.0%

* This is based on patients treated on this contract for their most recent course of treatment. Figures in italics indicate the base number of FP17s or Patient Questionnaire responses are less than 100. N/A is shown where the base number of responses is less than 10 during the period. % is calculated as Quantity/Base number*100

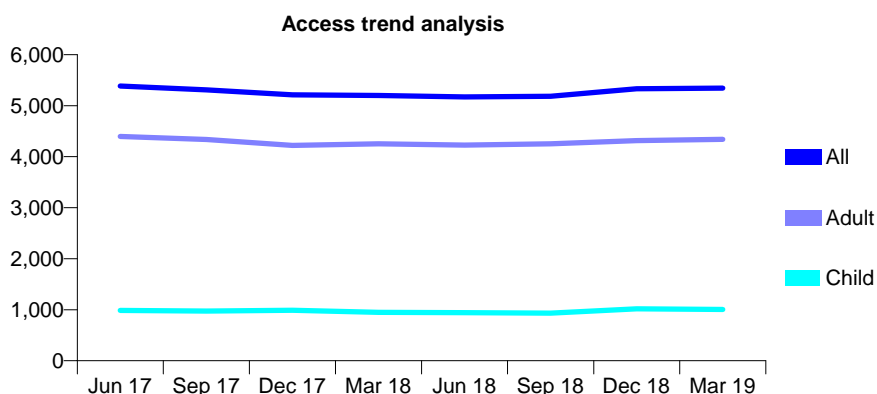
Q60 - Vital Signs At a Glance Contract Report for 335770/0001 - Year end March 2019

Name or company name	MR PJ MCELHONE
Contract type name	GDS Contract
Purpose of contract	General
Contract start date	01/04/2006
Contract end date	

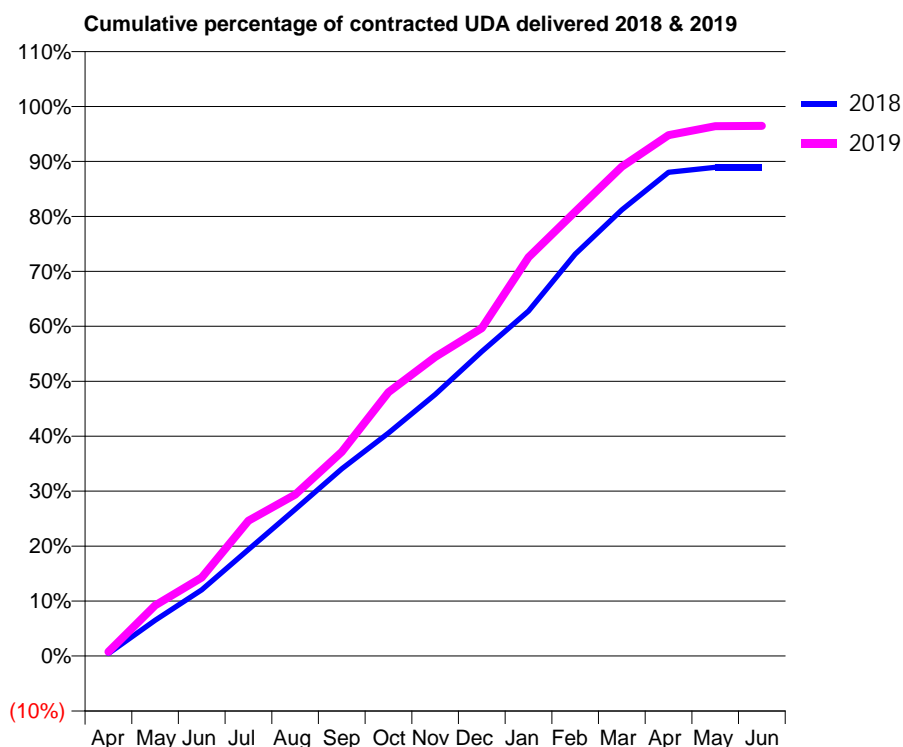
18/19 Contracted general activity (UDA)	13,159
Carry forward general activity (UDA)	0
18/19 Contracted orthodontic activity (UOA)	0
Carry forward orthodontic activity (UOA)	0
Baseline contract value	£373,042.58

ACCESS*

Patients seen in 24 months	Total	Change since previous quarter
Quarter ending March 2018	5,202	
Quarter ending June 2018	5,172	→
Quarter ending September 2018	5,186	→
Quarter ending December 2018	5,333	↑
Quarter ending March 2019	5,346	→
Variance since March 2018	2.8%	↑



ACTIVITY



Month	Adjusted Scheduled Activity (UDA)	
	2018	2019
April	59	105
May	856	1,214
June	1,585	1,879
July	2,548	3,240
August	3,514	3,864
September	4,482	4,886
October	5,341	6,318
November	6,263	7,159
December	7,291	7,852
January	8,259	9,549
February	9,622	10,642
March	10,682	11,717
April	11,585	12,470
May	11,701	12,685
June	11,701	12,694

QUALITY

	Quantity	Base Number	Contract	AT	Region	England
% of FP17s for the same patient ID Re-attending within 3 months - Children	113	1,235	9.1%	9.9%	11.5%	11.8%
% of FP17s for the same patient ID Re-attending within 3 months - Adults	883	4,724	18.7%	13.3%	15.2%	15.7%
% of FP17s for the same patient ID Re-attending between 3 & 9 months - Children	429	1,235	34.7%	61.0%	60.2%	58.9%
% of FP17s for the same patient ID Re-attending between 3 & 9 months - Adults	1,403	4,724	29.7%	54.9%	51.8%	50.8%
% of FP17s for Band 1 Urgent Courses	730	5,943	12.3%	7.4%	8.1%	9.1%
% of FP17s Relating to Free Repair or Replacements	159	5,943	2.7%	0.9%	0.8%	0.8%
% of FP17s Relating to Continuations	68	5,943	1.1%	1.0%	0.9%	0.9%
% of Patients satisfied with the dentistry they have received	4	4	N/A	93.7%	92.7%	92.5%
% of Patients satisfied with the time they had to wait for an appointment	3	4	N/A	89.7%	87.4%	87.0%

* This is based on patients treated on this contract for their most recent course of treatment.

Figures in italics indicate the base number of FP17s or Patient Questionnaire responses are less than 100. N/A is shown where the base number of responses is less than 10 during the period. % is calculated as Quantity/Base number*100

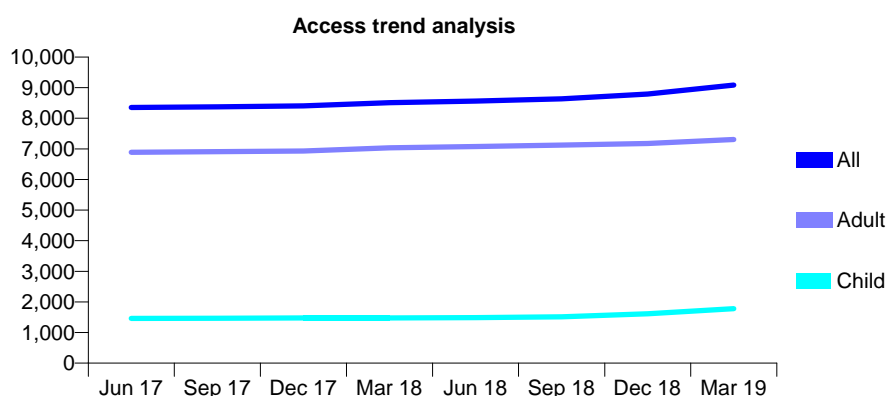
Q60 - Vital Signs At a Glance Contract Report for 336289/0001 - Year end March 2019

Name or company name	MR AJ GRIFFITHS
Contract type name	GDS Contract
Purpose of contract	General
Contract start date	01/04/2006
Contract end date	

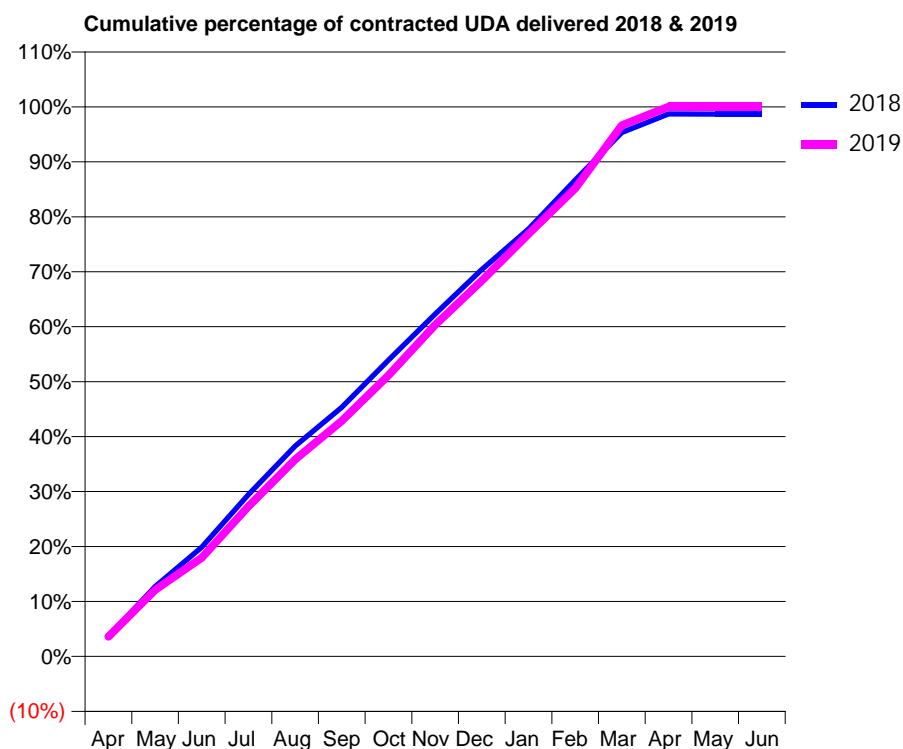
18/19 Contracted general activity (UDA)	23,233
Carry forward general activity (UDA)	291
18/19 Contracted orthodontic activity (UOA)	0
Carry forward orthodontic activity (UOA)	0
Baseline contract value	£649,876.26

ACCESS*

Patients seen in 24 months	Total	Change since previous quarter
Quarter ending March 2018	8,512	
Quarter ending June 2018	8,565	→
Quarter ending September 2018	8,636	→
Quarter ending December 2018	8,792	→
Quarter ending March 2019	9,087	↑
Variance since March 2018	6.8%	↑



ACTIVITY



Month	Adjusted Scheduled Activity (UDA)	
	2018	2019
April	817	835
May	2,831	2,810
June	4,423	4,170
July	6,547	6,346
August	8,509	8,326
September	10,073	9,954
October	11,986	11,885
November	13,854	14,016
December	15,656	15,884
January	17,289	17,860
February	19,272	19,784
March	21,195	22,456
April	21,948	23,238
May	21,942	23,239
June	21,942	23,239

QUALITY

	Quantity	Base Number	Contract	AT	Region	England
% of FP17s for the same patient ID Re-attending within 3 months - Children	220	3,202	6.9%	9.9%	11.5%	11.8%
% of FP17s for the same patient ID Re-attending within 3 months - Adults	1,737	11,530	15.1%	13.3%	15.2%	15.7%
% of FP17s for the same patient ID Re-attending between 3 & 9 months - Children	2,119	3,202	66.2%	61.0%	60.2%	58.9%
% of FP17s for the same patient ID Re-attending between 3 & 9 months - Adults	5,382	11,530	46.7%	54.9%	51.8%	50.8%
% of FP17s for Band 1 Urgent Courses	850	13,489	6.3%	7.4%	8.1%	9.1%
% of FP17s Relating to Free Repair or Replacements	342	13,489	2.5%	0.9%	0.8%	0.8%
% of FP17s Relating to Continuations	208	13,489	1.5%	1.0%	0.9%	0.9%
% of Patients satisfied with the dentistry they have received	8	8	N/A	93.7%	92.7%	92.5%
% of Patients satisfied with the time they had to wait for an appointment	8	8	N/A	89.7%	87.4%	87.0%

* This is based on patients treated on this contract for their most recent course of treatment. Figures in italics indicate the base number of FP17s or Patient Questionnaire responses are less than 100. N/A is shown where the base number of responses is less than 10 during the period. % is calculated as Quantity/Base number*100

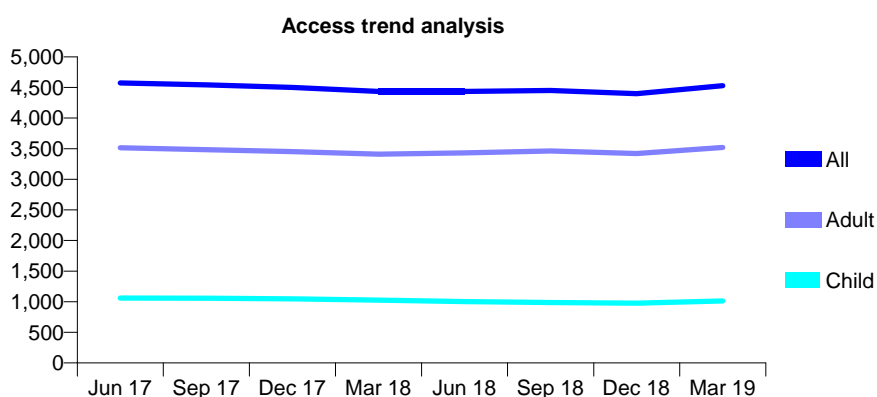
Q60 - Vital Signs At a Glance Contract Report for 338524/0001 - Year end March 2019

Name or company name	MR M SEGAL
Contract type name	GDS Contract
Purpose of contract	General
Contract start date	01/04/2006
Contract end date	

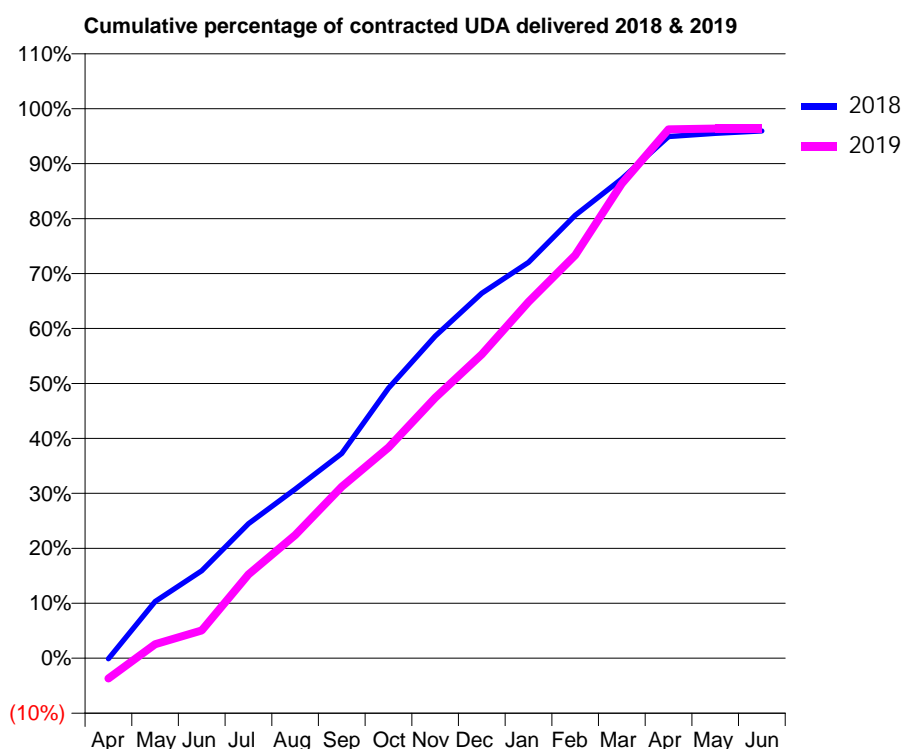
18/19 Contracted general activity (UDA)	15,000
Carry forward general activity (UDA)	608
18/19 Contracted orthodontic activity (UOA)	0
Carry forward orthodontic activity (UOA)	0
Baseline contract value	£382,203.16

ACCESS*

Patients seen in 24 months	Total	Change since previous quarter
Quarter ending March 2018	4,435	
Quarter ending June 2018	4,434	→
Quarter ending September 2018	4,449	→
Quarter ending December 2018	4,399	↓
Quarter ending March 2019	4,531	↑
Variance since March 2018	2.2%	↑



ACTIVITY



Month	Adjusted Scheduled Activity (UDA)	
	2018	2019
April	-17	-556
May	1,547	384
June	2,385	758
July	3,669	2,286
August	4,616	3,361
September	5,590	4,678
October	7,373	5,751
November	8,793	7,111
December	9,963	8,294
January	10,807	9,723
February	12,092	11,002
March	13,084	12,955
April	14,237	14,434
May	14,325	14,455
June	14,392	14,455

QUALITY

	Quantity	Base Number	Contract	AT	Region	England
% of FP17s for the same patient ID Re-attending within 3 months - Children	111	1,415	7.8%	9.9%	11.5%	11.8%
% of FP17s for the same patient ID Re-attending within 3 months - Adults	668	4,181	16.0%	13.3%	15.2%	15.7%
% of FP17s for the same patient ID Re-attending between 3 & 9 months - Children	765	1,415	54.1%	61.0%	60.2%	58.9%
% of FP17s for the same patient ID Re-attending between 3 & 9 months - Adults	1,457	4,181	34.8%	54.9%	51.8%	50.8%
% of FP17s for Band 1 Urgent Courses	697	5,589	12.5%	7.4%	8.1%	9.1%
% of FP17s Relating to Free Repair or Replacements	137	5,589	2.5%	0.9%	0.8%	0.8%
% of FP17s Relating to Continuations	44	5,589	0.8%	1.0%	0.9%	0.9%
% of Patients satisfied with the dentistry they have received	4	4	N/A	93.7%	92.7%	92.5%
% of Patients satisfied with the time they had to wait for an appointment	4	4	N/A	89.7%	87.4%	87.0%

* This is based on patients treated on this contract for their most recent course of treatment.

Figures in italics indicate the base number of FP17s or Patient Questionnaire responses are less than 100. N/A is shown where the base number of responses is less than 10 during the period. % is calculated as Quantity/Base number*100

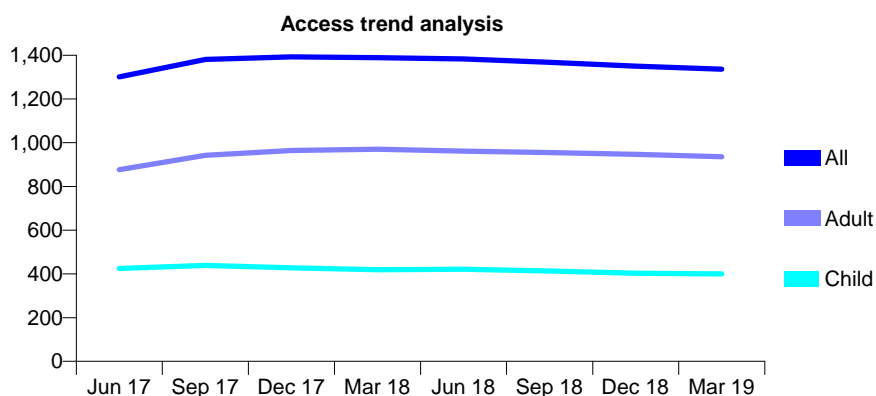
Q60 - Vital Signs At a Glance Contract Report for 353736/0001 - Year end March 2019

Name or company name	MRS S SINGH
Contract type name	GDS Contract
Purpose of contract	General
Contract start date	05/05/2009
Contract end date	

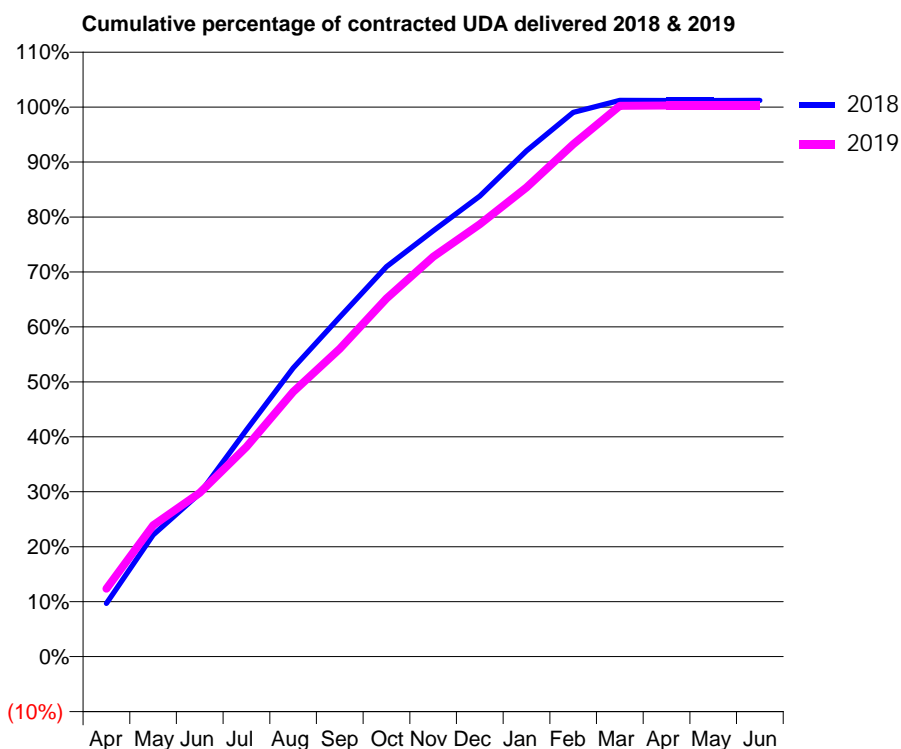
18/19 Contracted general activity (UDA)	3,544
Carry forward general activity (UDA)	-43
18/19 Contracted orthodontic activity (UOA)	0
Carry forward orthodontic activity (UOA)	0
Baseline contract value	£83,058.36

ACCESS*

Patients seen in 24 months	Total	Change since previous quarter
Quarter ending March 2018	1,389	
Quarter ending June 2018	1,383	→
Quarter ending September 2018	1,368	↓
Quarter ending December 2018	1,350	↓
Quarter ending March 2019	1,336	↓
Variance since March 2018	(3.8%)	↓



ACTIVITY



Month	Adjusted Scheduled Activity (UDA)	
	2018	2019
April	344	438
May	785	847
June	1,052	1,056
July	1,462	1,353
August	1,862	1,708
September	2,190	1,986
October	2,515	2,310
November	2,746	2,579
December	2,970	2,789
January	3,262	3,026
February	3,509	3,303
March	3,587	3,553
April	3,586	3,554
May	3,586	3,554
June	3,587	3,554

QUALITY

	Quantity	Base Number	Contract	AT	Region	England
% of FP17s for the same patient ID Re-attending within 3 months - Children	129	914	14.1%	9.9%	11.5%	11.8%
% of FP17s for the same patient ID Re-attending within 3 months - Adults	237	1,625	14.6%	13.3%	15.2%	15.7%
% of FP17s for the same patient ID Re-attending between 3 & 9 months - Children	632	914	69.1%	61.0%	60.2%	58.9%
% of FP17s for the same patient ID Re-attending between 3 & 9 months - Adults	1,022	1,625	62.9%	54.9%	51.8%	50.8%
% of FP17s for Band 1 Urgent Courses	120	2,533	4.7%	7.4%	8.1%	9.1%
% of FP17s Relating to Free Repair or Replacements	19	2,533	0.8%	0.9%	0.8%	0.8%
% of FP17s Relating to Continuations	1	2,533	0.0%	1.0%	0.9%	0.9%
% of Patients satisfied with the dentistry they have received	1	1	N/A	93.7%	92.7%	92.5%
% of Patients satisfied with the time they had to wait for an appointment	1	1	N/A	89.7%	87.4%	87.0%

* This is based on patients treated on this contract for their most recent course of treatment. Figures in italics indicate the base number of FP17s or Patient Questionnaire responses are less than 100. N/A is shown where the base number of responses is less than 10 during the period. % is calculated as Quantity/Base number*100

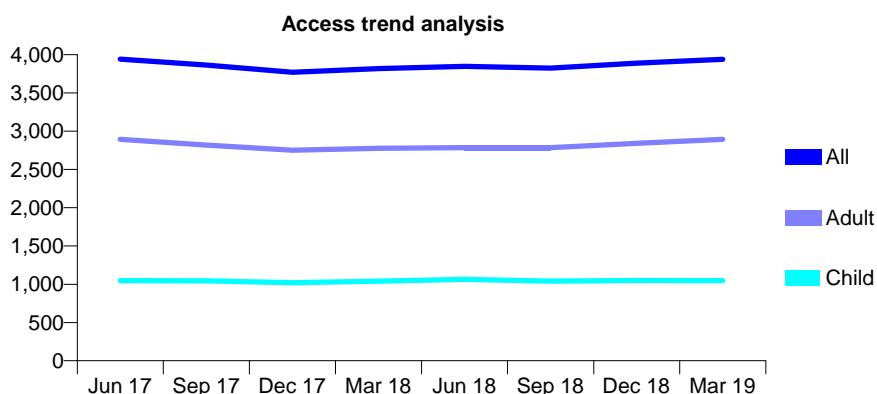
Q60 - Vital Signs At a Glance Contract Report for 359920/0002 - Year end March 2019

Name or company name	MR TJ RATLABYANE
Contract type name	GDS Contract
Purpose of contract	General
Contract start date	01/12/2006
Contract end date	

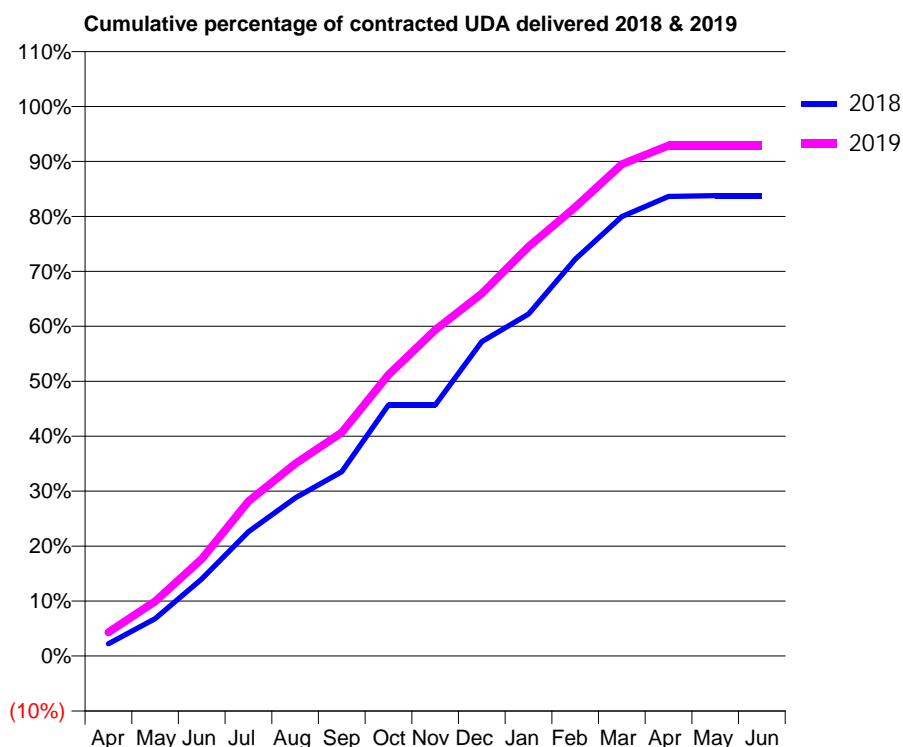
18/19 Contracted general activity (UDA)	15,516
Carry forward general activity (UDA)	0
18/19 Contracted orthodontic activity (UOA)	0
Carry forward orthodontic activity (UOA)	0
Baseline contract value	£405,387.53

ACCESS*

Patients seen in 24 months	Total	Change since previous quarter
Quarter ending March 2018	3,817	
Quarter ending June 2018	3,848	→
Quarter ending September 2018	3,825	→
Quarter ending December 2018	3,889	→
Quarter ending March 2019	3,940	→
Variance since March 2018	3.2%	↑



ACTIVITY



Month	Adjusted Scheduled Activity (UDA)	
	2018	2019
April	344	671
May	1,055	1,541
June	2,179	2,738
July	3,512	4,365
August	4,463	5,431
September	5,205	6,309
October	7,086	7,943
November	7,086	9,209
December	8,877	10,233
January	9,655	11,558
February	11,204	12,672
March	12,406	13,886
April	12,972	14,413
May	12,997	14,413
June	12,997	14,413

QUALITY

	Quantity	Base Number	Contract	AT	Region	England
% of FP17s for the same patient ID Re-attending within 3 months - Children	104	1,637	6.4%	9.9%	11.5%	11.8%
% of FP17s for the same patient ID Re-attending within 3 months - Adults	607	4,508	13.5%	13.3%	15.2%	15.7%
% of FP17s for the same patient ID Re-attending between 3 & 9 months - Children	985	1,637	60.2%	61.0%	60.2%	58.9%
% of FP17s for the same patient ID Re-attending between 3 & 9 months - Adults	2,638	4,508	58.5%	54.9%	51.8%	50.8%
% of FP17s for Band 1 Urgent Courses	288	5,884	4.9%	7.4%	8.1%	9.1%
% of FP17s Relating to Free Repair or Replacements	44	5,884	0.7%	0.9%	0.8%	0.8%
% of FP17s Relating to Continuations	29	5,884	0.5%	1.0%	0.9%	0.9%
% of Patients satisfied with the dentistry they have received	1	1	N/A	93.7%	92.7%	92.5%
% of Patients satisfied with the time they had to wait for an appointment	1	1	N/A	89.7%	87.4%	87.0%

* This is based on patients treated on this contract for their most recent course of treatment. Figures in italics indicate the base number of FP17s or Patient Questionnaire responses are less than 100. N/A is shown where the base number of responses is less than 10 during the period. % is calculated as Quantity/Base number*100

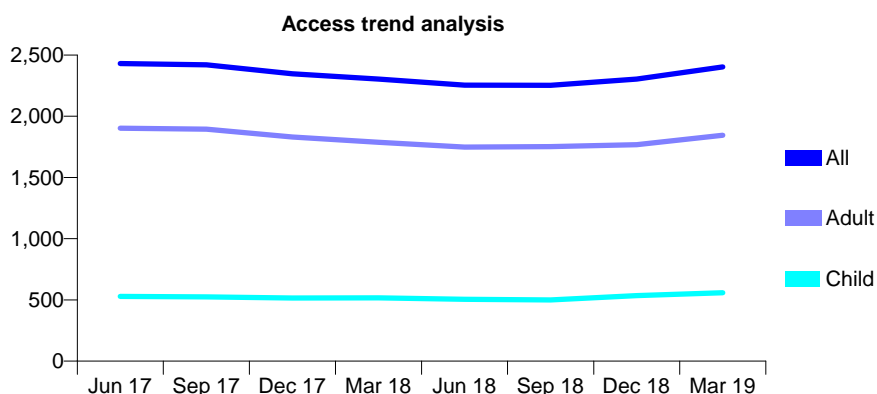
Q60 - Vital Signs At a Glance Contract Report for 361747/0001 - Year end March 2019

Name or company name	MRS NK SUNNER
Contract type name	GDS Contract
Purpose of contract	General and Orthodontic
Contract start date	01/06/2015
Contract end date	

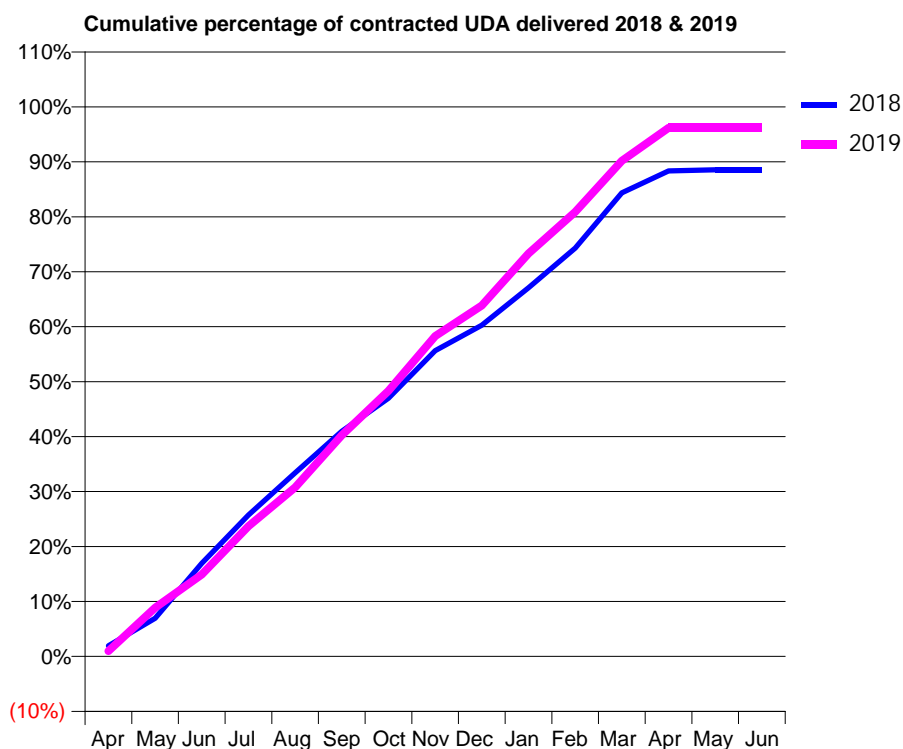
18/19 Contracted general activity (UDA)	6,987
Carry forward general activity (UDA)	279
18/19 Contracted orthodontic activity (UOA)	214
Carry forward orthodontic activity (UOA)	3
Baseline contract value	£189,632.66

ACCESS*

Patients seen in 24 months	Total	Change since previous quarter
Quarter ending March 2018	2,304	
Quarter ending June 2018	2,254	↓
Quarter ending September 2018	2,253	→
Quarter ending December 2018	2,303	↑
Quarter ending March 2019	2,404	↑
Variance since March 2018	4.3%	↑



ACTIVITY



Month	Adjusted Scheduled Activity (UDA)	
	2018	2019
April	136	69
May	486	620
June	1,182	1,041
July	1,797	1,656
August	2,336	2,150
September	2,860	2,810
October	3,283	3,377
November	3,888	4,073
December	4,211	4,462
January	4,687	5,123
February	5,193	5,652
March	5,895	6,301
April	6,172	6,720
May	6,186	6,721
June	6,186	6,720

QUALITY

	Quantity	Base Number	Contract	AT	Region	England
% of FP17s for the same patient ID Re-attending within 3 months - Children	48	1,009	4.8%	9.9%	11.5%	11.8%
% of FP17s for the same patient ID Re-attending within 3 months - Adults	435	2,962	14.7%	13.3%	15.2%	15.7%
% of FP17s for the same patient ID Re-attending between 3 & 9 months - Children	683	1,009	67.7%	61.0%	60.2%	58.9%
% of FP17s for the same patient ID Re-attending between 3 & 9 months - Adults	1,737	2,962	58.6%	54.9%	51.8%	50.8%
% of FP17s for Band 1 Urgent Courses	203	3,985	5.1%	7.4%	8.1%	9.1%
% of FP17s Relating to Free Repair or Replacements	56	3,985	1.4%	0.9%	0.8%	0.8%
% of FP17s Relating to Continuations	52	3,985	1.3%	1.0%	0.9%	0.9%
% of Patients satisfied with the dentistry they have received	2	3	N/A	93.7%	92.7%	92.5%
% of Patients satisfied with the time they had to wait for an appointment	3	3	N/A	89.7%	87.4%	87.0%

* This is based on patients treated on this contract for their most recent course of treatment. Figures in italics indicate the base number of FP17s or Patient Questionnaire responses are less than 100. N/A is shown where the base number of responses is less than 10 during the period. % is calculated as Quantity/Base number*100

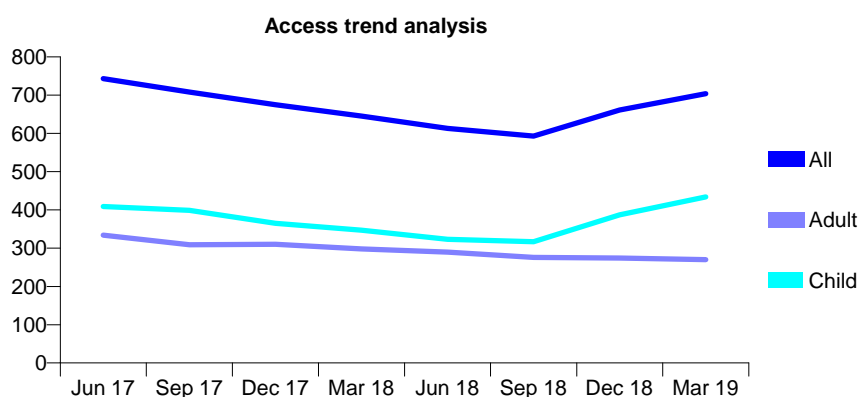
Q60 - Vital Signs At a Glance Contract Report for 532312/0001 - Year end March 2019

Name or company name	MR GG WU
Contract type name	GDS Contract
Purpose of contract	General
Contract start date	01/08/2013
Contract end date	

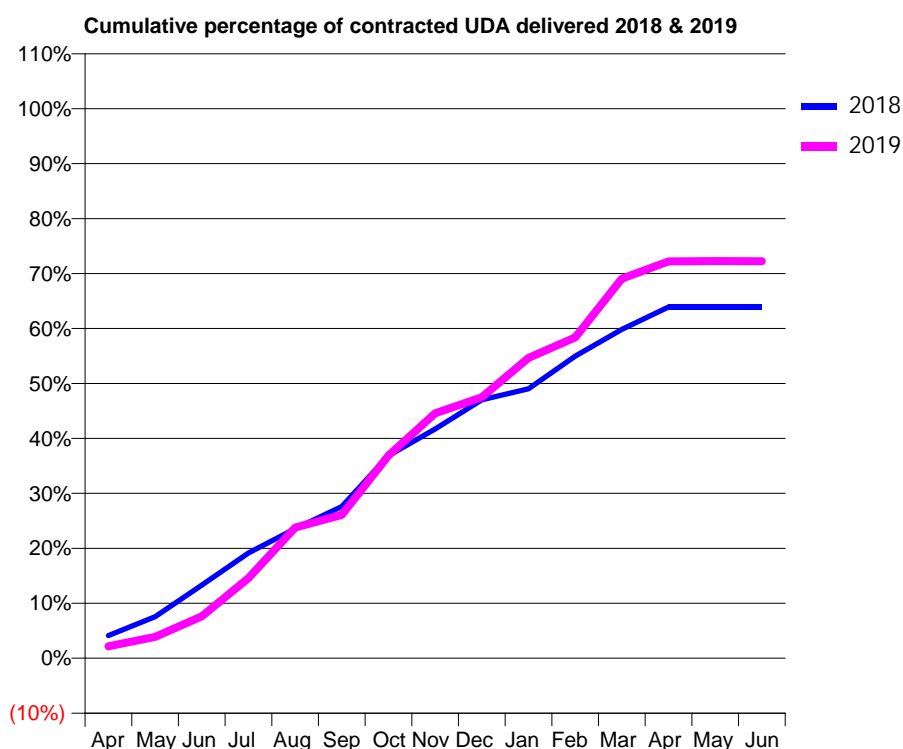
18/19 Contracted general activity (UDA)	2,326
Carry forward general activity (UDA)	0
18/19 Contracted orthodontic activity (UOA)	0
Carry forward orthodontic activity (UOA)	0
Baseline contract value	£53,576.01

ACCESS*

Patients seen in 24 months	Total	Change since previous quarter
Quarter ending March 2018	645	
Quarter ending June 2018	613	↓
Quarter ending September 2018	593	↓
Quarter ending December 2018	661	↑
Quarter ending March 2019	704	↑
Variance since March 2018	9.1%	↑



ACTIVITY



Month	2018	2019
April	96	50
May	176	91
June	309	177
July	446	339
August	548	553
September	642	607
October	857	858
November	970	1,036
December	1,094	1,104
January	1,141	1,271
February	1,279	1,358
March	1,391	1,606
April	1,486	1,679
May	1,486	1,681
June	1,486	1,680

QUALITY

	Quantity	Base Number	Contract	AT	Region	England
% of FP17s for the same patient ID Re-attending within 3 months - Children	37	678	5.5%	9.9%	11.5%	11.8%
% of FP17s for the same patient ID Re-attending within 3 months - Adults	43	441	9.8%	13.3%	15.2%	15.7%
% of FP17s for the same patient ID Re-attending between 3 & 9 months - Children	412	678	60.8%	61.0%	60.2%	58.9%
% of FP17s for the same patient ID Re-attending between 3 & 9 months - Adults	318	441	72.1%	54.9%	51.8%	50.8%
% of FP17s for Band 1 Urgent Courses	34	1,099	3.1%	7.4%	8.1%	9.1%
% of FP17s Relating to Free Repair or Replacements	2	1,099	0.2%	0.9%	0.8%	0.8%
% of FP17s Relating to Continuations	0	1,099	0.0%	1.0%	0.9%	0.9%
% of Patients satisfied with the dentistry they have received	1	1	N/A	93.7%	92.7%	92.5%
% of Patients satisfied with the time they had to wait for an appointment	1	1	N/A	89.7%	87.4%	87.0%

* This is based on patients treated on this contract for their most recent course of treatment. Figures in italics indicate the base number of FP17s or Patient Questionnaire responses are less than 100. N/A is shown where the base number of responses is less than 10 during the period. % is calculated as Quantity/Base number*100

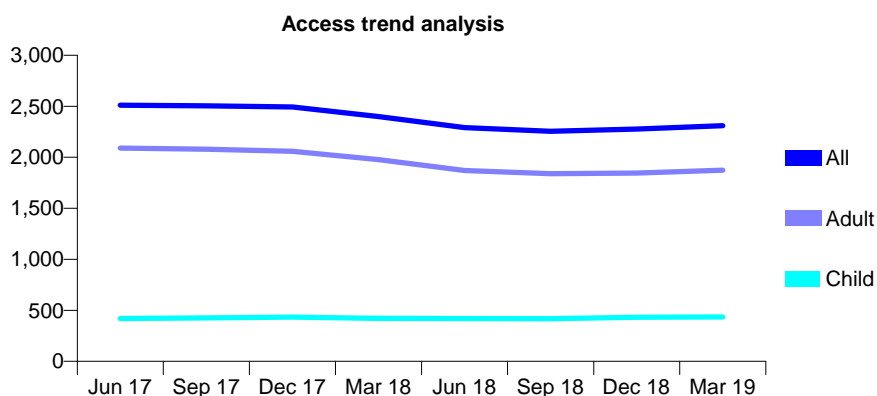
Q60 - Vital Signs At a Glance Contract Report for 567477/0001 - Year end March 2019

Name or company name	Z Raza Dental Surgeon
Contract type name	GDS Contract
Purpose of contract	General
Contract start date	01/04/2006
Contract end date	

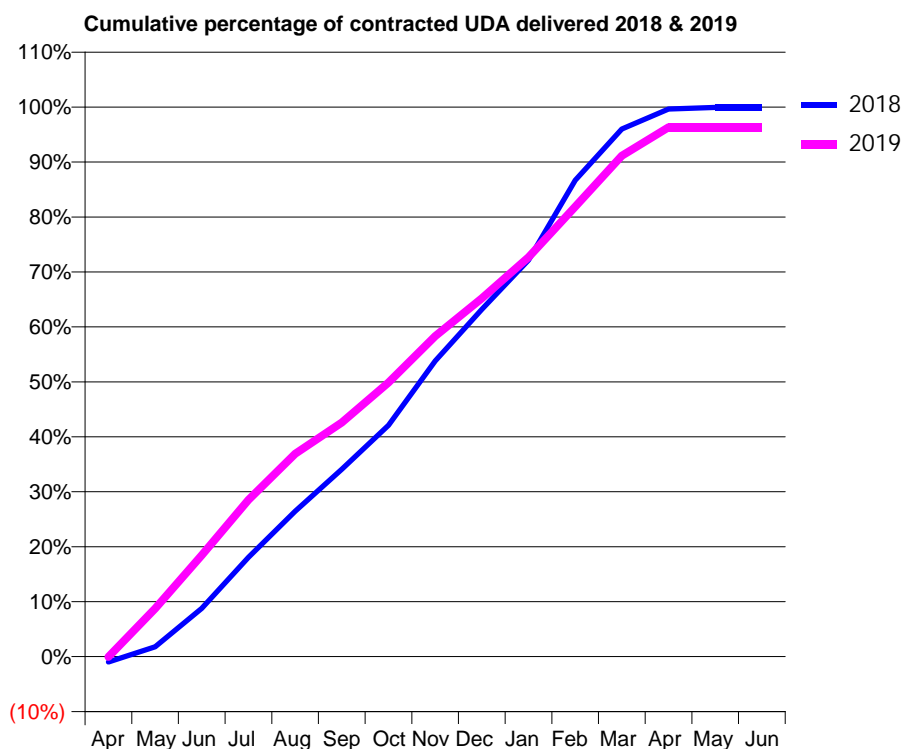
18/19 Contracted general activity (UDA)	10,500
Carry forward general activity (UDA)	6
18/19 Contracted orthodontic activity (UOA)	0
Carry forward orthodontic activity (UOA)	0
Baseline contract value	£242,336.26

ACCESS*

Patients seen in 24 months	Total	Change since previous quarter
Quarter ending March 2018	2,399	
Quarter ending June 2018	2,291	↓
Quarter ending September 2018	2,256	↓
Quarter ending December 2018	2,277	→
Quarter ending March 2019	2,309	→
Variance since March 2018	(3.8%)	↓



ACTIVITY



Month	Adjusted Scheduled Activity (UDA)	
	2018	2019
April	-86	-6
May	152	920
June	749	1,937
July	1,535	2,994
August	2,249	3,878
September	2,898	4,474
October	3,577	5,238
November	4,575	6,124
December	5,370	6,845
January	6,134	7,629
February	7,366	8,597
March	8,158	9,570
April	8,467	10,115
May	8,494	10,115
June	8,494	10,115

QUALITY

	Quantity	Base Number	Contract	AT	Region	England
% of FP17s for the same patient ID Re-attending within 3 months - Children	64	640	10.0%	9.9%	11.5%	11.8%
% of FP17s for the same patient ID Re-attending within 3 months - Adults	868	3,111	27.9%	13.3%	15.2%	15.7%
% of FP17s for the same patient ID Re-attending between 3 & 9 months - Children	292	640	45.6%	61.0%	60.2%	58.9%
% of FP17s for the same patient ID Re-attending between 3 & 9 months - Adults	1,329	3,111	42.7%	54.9%	51.8%	50.8%
% of FP17s for Band 1 Urgent Courses	105	3,760	2.8%	7.4%	8.1%	9.1%
% of FP17s Relating to Free Repair or Replacements	201	3,760	5.3%	0.9%	0.8%	0.8%
% of FP17s Relating to Continuations	41	3,760	1.1%	1.0%	0.9%	0.9%
% of Patients satisfied with the dentistry they have received	4	4	N/A	93.7%	92.7%	92.5%
% of Patients satisfied with the time they had to wait for an appointment	4	4	N/A	89.7%	87.4%	87.0%

* This is based on patients treated on this contract for their most recent course of treatment. Figures in italics indicate the base number of FP17s or Patient Questionnaire responses are less than 100. N/A is shown where the base number of responses is less than 10 during the period. % is calculated as Quantity/Base number*100

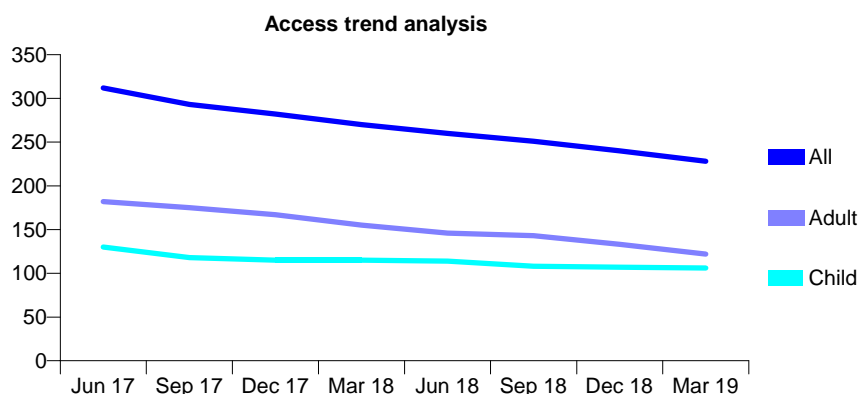
Q60 - Vital Signs At a Glance Contract Report for 571504/0001 - Year end March 2019

Name or company name	MR IG HUTCHINGS
Contract type name	GDS Contract
Purpose of contract	General
Contract start date	01/04/2006
Contract end date	

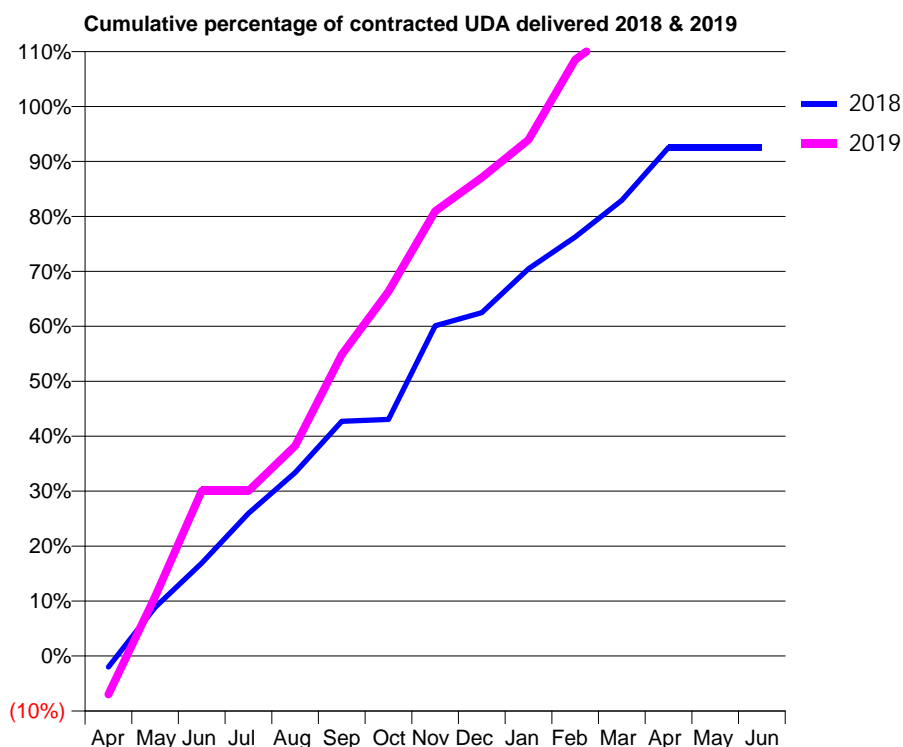
18/19 Contracted general activity (UDA)	300
Carry forward general activity (UDA)	21
18/19 Contracted orthodontic activity (UOA)	0
Carry forward orthodontic activity (UOA)	0
Baseline contract value	£6,458.83

ACCESS*

Patients seen in 24 months	Total	Change since previous quarter
Quarter ending March 2018	270	
Quarter ending June 2018	260	↓
Quarter ending September 2018	251	↓
Quarter ending December 2018	240	↓
Quarter ending March 2019	228	↓
Variance since March 2018	(15.6%)	↓



ACTIVITY



Month	Adjusted Scheduled Activity (UDA)	
	2018	2019
April	-12	-21
May	53	32
June	101	90
July	156	90
August	200	115
September	256	165
October	258	199
November	361	243
December	375	261
January	423	282
February	458	326
March	498	344
April	555	359
May	555	359
June	555	359

QUALITY

	Quantity	Base Number	Contract	AT	Region	England
% of FP17s for the same patient ID Re-attending within 3 months - Children	8	150	5.3%	9.9%	11.5%	11.8%
% of FP17s for the same patient ID Re-attending within 3 months - Adults	24	139	17.3%	13.3%	15.2%	15.7%
% of FP17s for the same patient ID Re-attending between 3 & 9 months - Children	87	150	58.0%	61.0%	60.2%	58.9%
% of FP17s for the same patient ID Re-attending between 3 & 9 months - Adults	83	139	59.7%	54.9%	51.8%	50.8%
% of FP17s for Band 1 Urgent Courses	43	285	15.1%	7.4%	8.1%	9.1%
% of FP17s Relating to Free Repair or Replacements	0	285	0.0%	0.9%	0.8%	0.8%
% of FP17s Relating to Continuations	0	285	0.0%	1.0%	0.9%	0.9%
% of Patients satisfied with the dentistry they have received	0	0	N/A	93.7%	92.7%	92.5%
% of Patients satisfied with the time they had to wait for an appointment	0	0	N/A	89.7%	87.4%	87.0%

* This is based on patients treated on this contract for their most recent course of treatment. Figures in italics indicate the base number of FP17s or Patient Questionnaire responses are less than 100. N/A is shown where the base number of responses is less than 10 during the period. % is calculated as Quantity/Base number*100

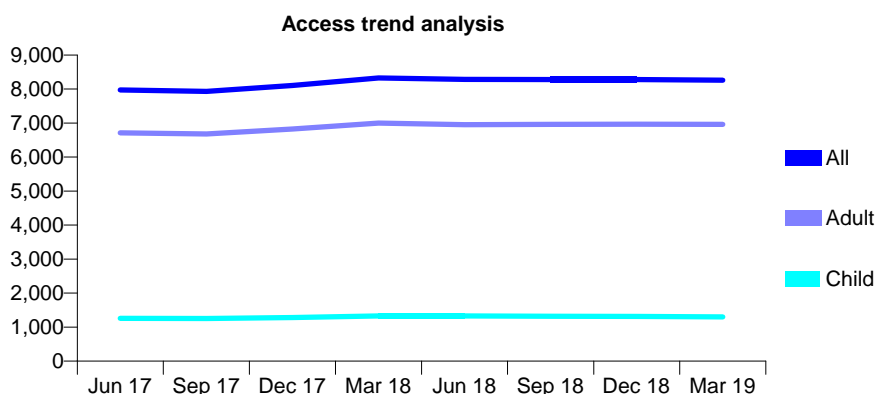
Q60 - Vital Signs At a Glance Contract Report for 572187/0002 - Year end March 2019

Name or company name	MR PJ PHILLIPS
Contract type name	GDS Contract
Purpose of contract	General
Contract start date	01/05/2013
Contract end date	

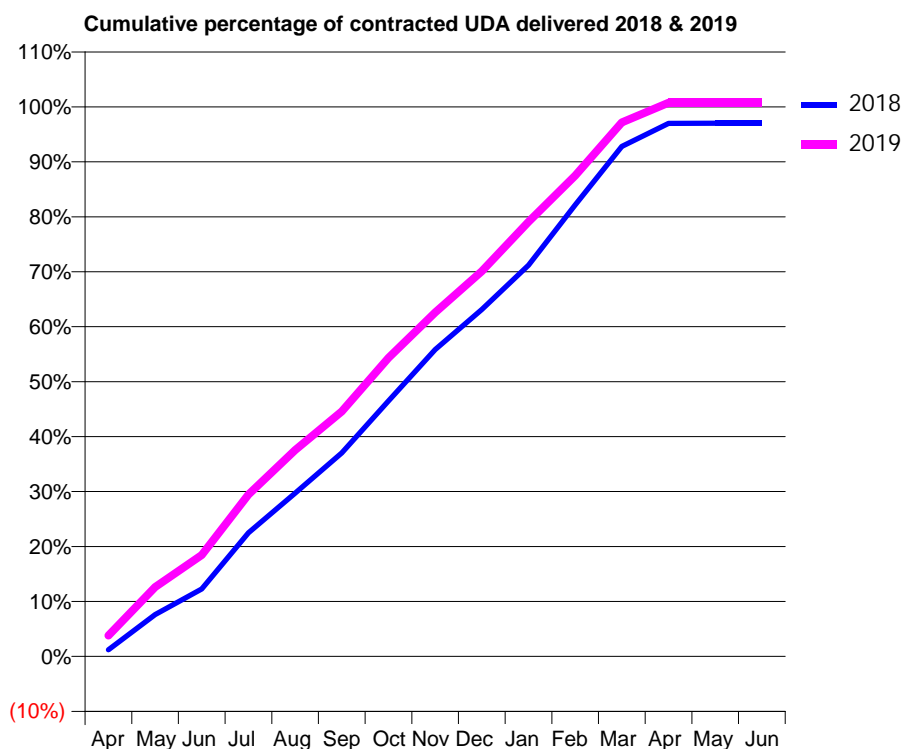
18/19 Contracted general activity (UDA)	25,619
Carry forward general activity (UDA)	0
18/19 Contracted orthodontic activity (UOA)	0
Carry forward orthodontic activity (UOA)	0
Baseline contract value	£630,860.40

ACCESS*

Patients seen in 24 months	Total	Change since previous quarter
Quarter ending March 2018	8,326	
Quarter ending June 2018	8,286	→
Quarter ending September 2018	8,282	→
Quarter ending December 2018	8,282	→
Quarter ending March 2019	8,261	→
Variance since March 2018	(0.8%)	→



ACTIVITY



Month	Adjusted Scheduled Activity (UDA)	
	2018	2019
April	308	975
May	1,953	3,233
June	3,140	4,729
July	5,765	7,546
August	7,613	9,619
September	9,490	11,419
October	11,907	13,917
November	14,310	16,039
December	16,176	17,951
January	18,239	20,257
February	21,055	22,413
March	23,770	24,892
April	24,846	25,808
May	24,851	25,808
June	24,851	25,808

QUALITY

	Quantity	Base Number	Contract	AT	Region	England
% of FP17s for the same patient ID Re-attending within 3 months - Children	255	3,489	7.3%	9.9%	11.5%	11.8%
% of FP17s for the same patient ID Re-attending within 3 months - Adults	1,651	13,110	12.6%	13.3%	15.2%	15.7%
% of FP17s for the same patient ID Re-attending between 3 & 9 months - Children	2,922	3,489	83.7%	61.0%	60.2%	58.9%
% of FP17s for the same patient ID Re-attending between 3 & 9 months - Adults	9,352	13,110	71.3%	54.9%	51.8%	50.8%
% of FP17s for Band 1 Urgent Courses	1,000	16,546	6.0%	7.4%	8.1%	9.1%
% of FP17s Relating to Free Repair or Replacements	213	16,546	1.3%	0.9%	0.8%	0.8%
% of FP17s Relating to Continuations	235	16,546	1.4%	1.0%	0.9%	0.9%
% of Patients satisfied with the dentistry they have received	6	6	N/A	93.7%	92.7%	92.5%
% of Patients satisfied with the time they had to wait for an appointment	6	6	N/A	89.7%	87.4%	87.0%

* This is based on patients treated on this contract for their most recent course of treatment. Figures in italics indicate the base number of FP17s or Patient Questionnaire responses are less than 100. N/A is shown where the base number of responses is less than 10 during the period. % is calculated as Quantity/Base number*100

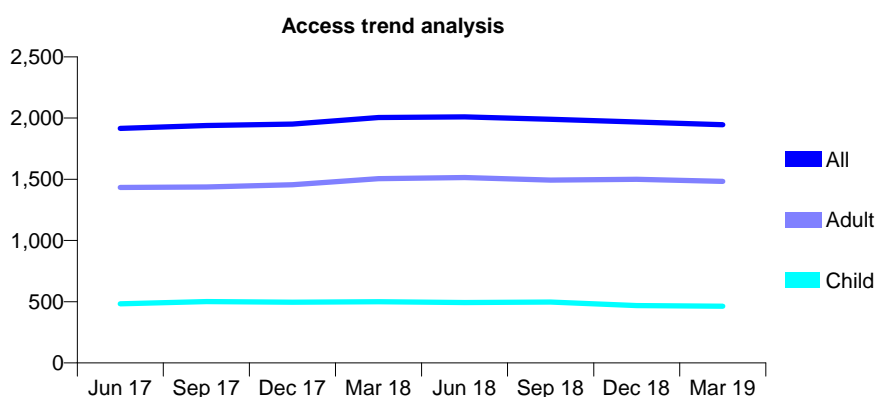
Q60 - Vital Signs At a Glance Contract Report for 574880/0001 - Year end March 2019

Name or company name	MR MB WARAICH
Contract type name	GDS Contract
Purpose of contract	General and Orthodontic
Contract start date	01/04/2006
Contract end date	

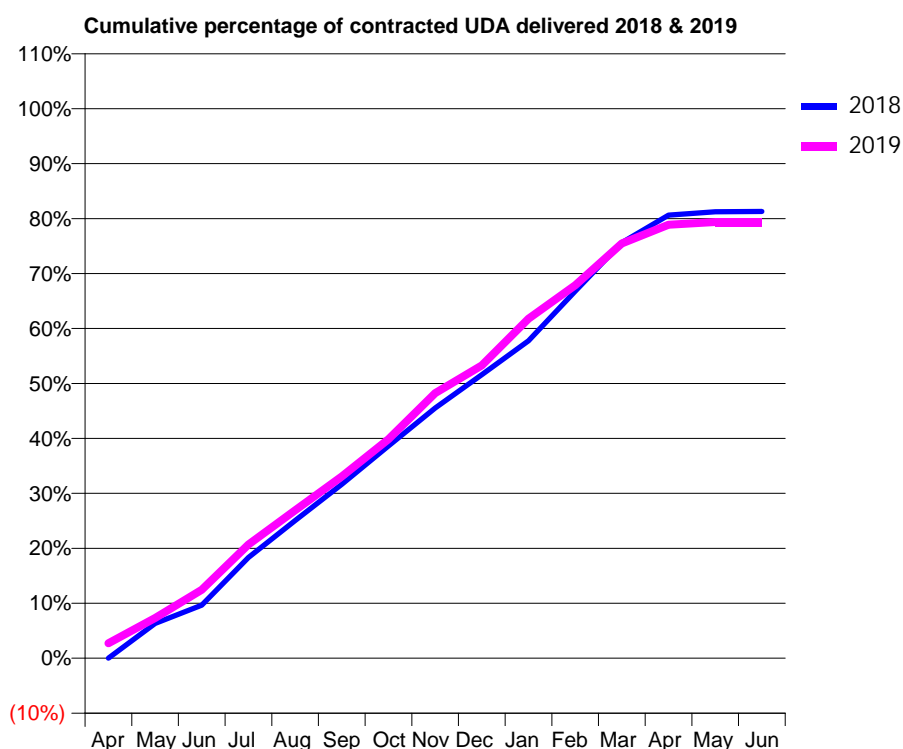
18/19 Contracted general activity (UDA)	6,462
Carry forward general activity (UDA)	0
18/19 Contracted orthodontic activity (UOA)	1,462
Carry forward orthodontic activity (UOA)	-29
Baseline contract value	£214,924.60

ACCESS*

Patients seen in 24 months	Total	Change since previous quarter
Quarter ending March 2018	2,005	
Quarter ending June 2018	2,009	→
Quarter ending September 2018	1,991	→
Quarter ending December 2018	1,968	↓
Quarter ending March 2019	1,946	↓
Variance since March 2018	(2.9%)	↓



ACTIVITY



Month	2018	2019
April	0	177
May	411	475
June	624	806
July	1,185	1,336
August	1,618	1,739
September	2,045	2,137
October	2,496	2,575
November	2,943	3,118
December	3,334	3,442
January	3,733	3,994
February	4,317	4,385
March	4,886	4,877
April	5,209	5,098
May	5,250	5,128
June	5,253	5,129

QUALITY

	Quantity	Base Number	Contract	AT	Region	England
% of FP17s for the same patient ID Re-attending within 3 months - Children	28	754	3.7%	9.9%	11.5%	11.8%
% of FP17s for the same patient ID Re-attending within 3 months - Adults	277	2,214	12.5%	13.3%	15.2%	15.7%
% of FP17s for the same patient ID Re-attending between 3 & 9 months - Children	347	754	46.0%	61.0%	60.2%	58.9%
% of FP17s for the same patient ID Re-attending between 3 & 9 months - Adults	1,336	2,214	60.3%	54.9%	51.8%	50.8%
% of FP17s for Band 1 Urgent Courses	141	2,710	5.2%	7.4%	8.1%	9.1%
% of FP17s Relating to Free Repair or Replacements	9	2,710	0.3%	0.9%	0.8%	0.8%
% of FP17s Relating to Continuations	1	2,710	0.0%	1.0%	0.9%	0.9%
% of Patients satisfied with the dentistry they have received	2	2	N/A	93.7%	92.7%	92.5%
% of Patients satisfied with the time they had to wait for an appointment	2	2	N/A	89.7%	87.4%	87.0%

* This is based on patients treated on this contract for their most recent course of treatment. Figures in italics indicate the base number of FP17s or Patient Questionnaire responses are less than 100. N/A is shown where the base number of responses is less than 10 during the period. % is calculated as Quantity/Base number*100

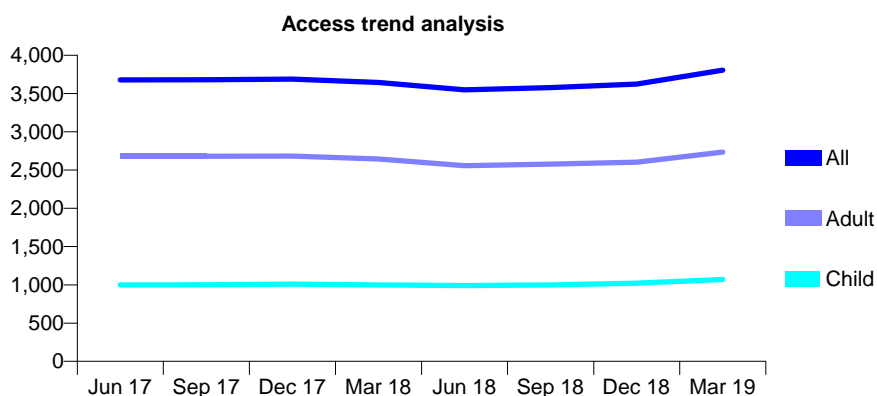
Q60 - Vital Signs At a Glance Contract Report for 575917/0001 - Year end March 2019

Name or company name	Ambleside Dental Practice
Contract type name	GDS Contract
Purpose of contract	General
Contract start date	01/04/2006
Contract end date	

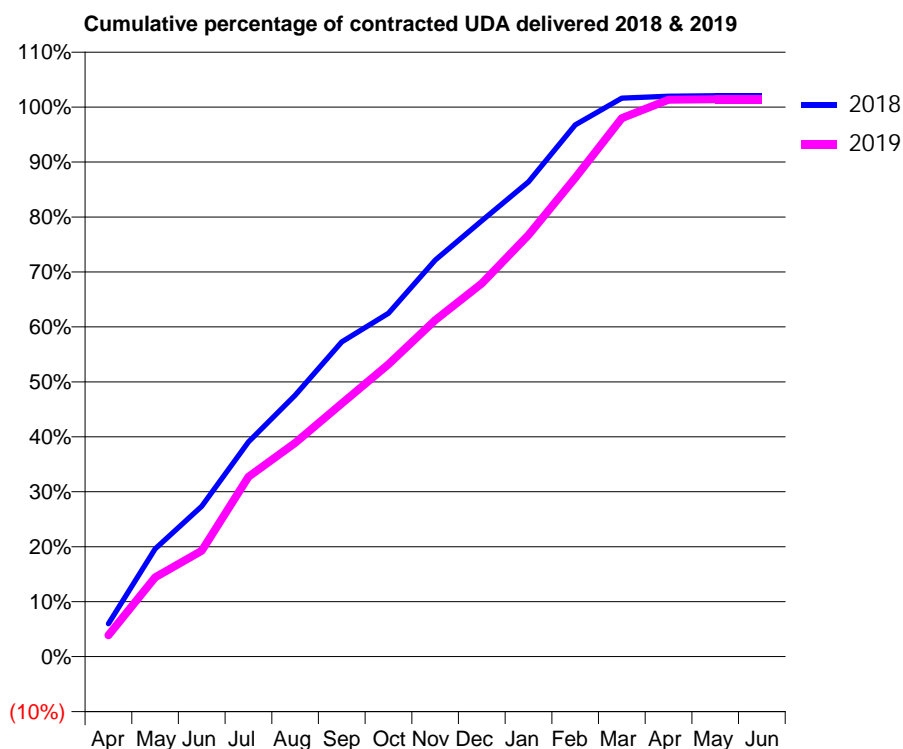
18/19 Contracted general activity (UDA)	13,542
Carry forward general activity (UDA)	-241
18/19 Contracted orthodontic activity (UOA)	0
Carry forward orthodontic activity (UOA)	0
Baseline contract value	£465,505.03

ACCESS*

Patients seen in 24 months	Total	Change since previous quarter
Quarter ending March 2018	3,645	
Quarter ending June 2018	3,547	↓
Quarter ending September 2018	3,578	→
Quarter ending December 2018	3,625	→
Quarter ending March 2019	3,806	↑
Variance since March 2018	4.4%	↑



ACTIVITY



Month	Adjusted Scheduled Activity (UDA)	
	2018	2019
April	721	527
May	2,367	1,954
June	3,303	2,610
July	4,713	4,431
August	5,741	5,267
September	6,912	6,239
October	7,539	7,204
November	8,708	8,294
December	9,570	9,194
January	10,428	10,390
February	11,675	11,796
March	12,262	13,270
April	12,302	13,720
May	12,315	13,735
June	12,316	13,736

QUALITY

	Quantity	Base Number	Contract	AT	Region	England
% of FP17s for the same patient ID Re-attending within 3 months - Children	133	1,801	7.4%	9.9%	11.5%	11.8%
% of FP17s for the same patient ID Re-attending within 3 months - Adults	637	4,448	14.3%	13.3%	15.2%	15.7%
% of FP17s for the same patient ID Re-attending between 3 & 9 months - Children	1,138	1,801	63.2%	61.0%	60.2%	58.9%
% of FP17s for the same patient ID Re-attending between 3 & 9 months - Adults	2,566	4,448	57.7%	54.9%	51.8%	50.8%
% of FP17s for Band 1 Urgent Courses	407	6,426	6.3%	7.4%	8.1%	9.1%
% of FP17s Relating to Free Repair or Replacements	56	6,426	0.9%	0.9%	0.8%	0.8%
% of FP17s Relating to Continuations	24	6,426	0.4%	1.0%	0.9%	0.9%
% of Patients satisfied with the dentistry they have received	10	10	100.0%	93.7%	92.7%	92.5%
% of Patients satisfied with the time they had to wait for an appointment	9	10	90.0%	89.7%	87.4%	87.0%

* This is based on patients treated on this contract for their most recent course of treatment. Figures in italics indicate the base number of FP17s or Patient Questionnaire responses are less than 100. N/A is shown where the base number of responses is less than 10 during the period. % is calculated as Quantity/Base number*100

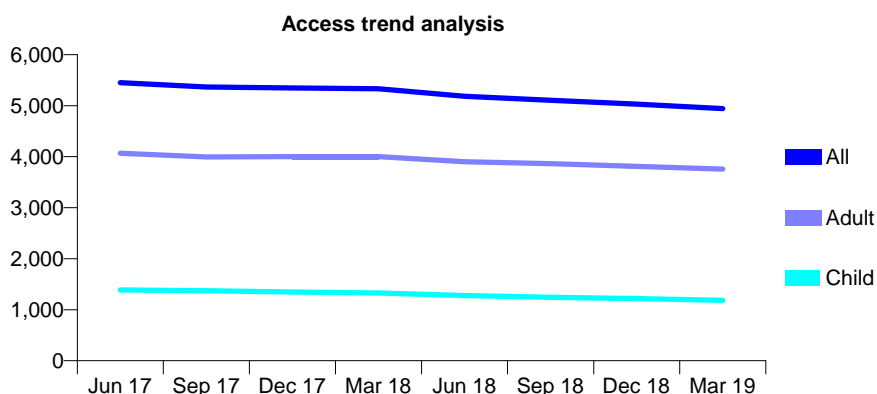
Q60 - Vital Signs At a Glance Contract Report for 577391/0001 - Year end March 2019

Name or company name	MR KW MYERS
Contract type name	GDS Contract
Purpose of contract	General
Contract start date	01/04/2006
Contract end date	

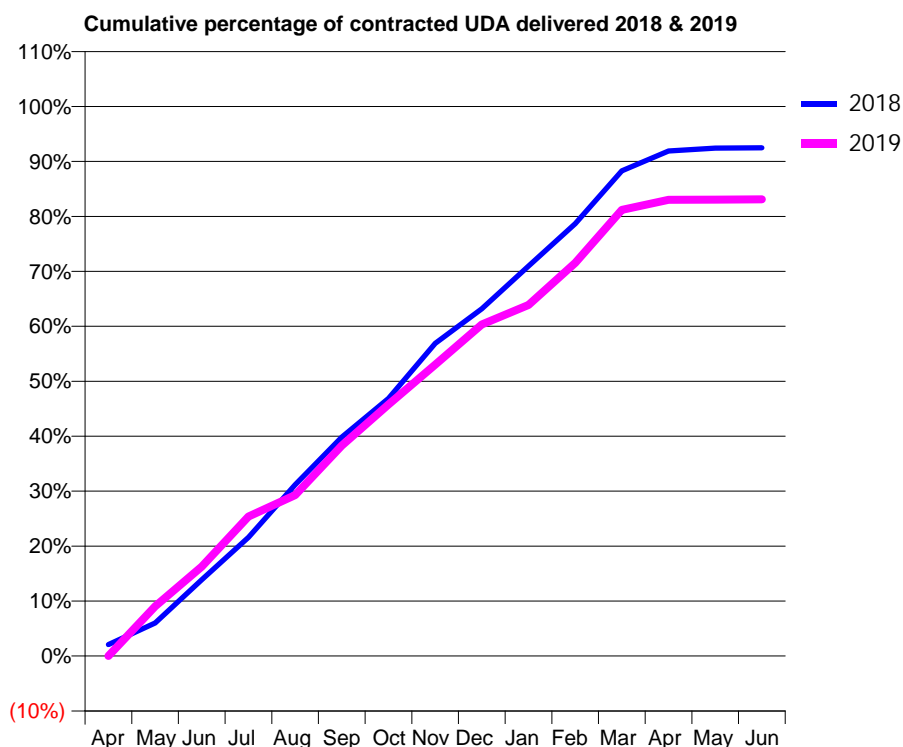
18/19 Contracted general activity (UDA)	14,335
Carry forward general activity (UDA)	0
18/19 Contracted orthodontic activity (UOA)	0
Carry forward orthodontic activity (UOA)	0
Baseline contract value	£408,953.54

ACCESS*

Patients seen in 24 months	Total	Change since previous quarter
Quarter ending March 2018	5,331	
Quarter ending June 2018	5,182	↓
Quarter ending September 2018	5,107	↓
Quarter ending December 2018	5,031	↓
Quarter ending March 2019	4,942	↓
Variance since March 2018	(7.3%)	↓



ACTIVITY



Month	Adjusted Scheduled Activity (UDA)	
	2018	2019
April	302	0
May	862	1,296
June	1,992	2,333
July	3,095	3,642
August	4,468	4,197
September	5,710	5,488
October	6,721	6,558
November	8,155	7,599
December	9,056	8,648
January	10,171	9,157
February	11,280	10,256
March	12,653	11,638
April	13,171	11,898
May	13,250	11,906
June	13,255	11,913

QUALITY

	Quantity	Base Number	Contract	AT	Region	England
% of FP17s for the same patient ID Re-attending within 3 months - Children	111	2,114	5.3%	9.9%	11.5%	11.8%
% of FP17s for the same patient ID Re-attending within 3 months - Adults	701	4,876	14.4%	13.3%	15.2%	15.7%
% of FP17s for the same patient ID Re-attending between 3 & 9 months - Children	1,638	2,114	77.5%	61.0%	60.2%	58.9%
% of FP17s for the same patient ID Re-attending between 3 & 9 months - Adults	1,956	4,876	40.1%	54.9%	51.8%	50.8%
% of FP17s for Band 1 Urgent Courses	428	6,916	6.2%	7.4%	8.1%	9.1%
% of FP17s Relating to Free Repair or Replacements	27	6,916	0.4%	0.9%	0.8%	0.8%
% of FP17s Relating to Continuations	152	6,916	2.2%	1.0%	0.9%	0.9%
% of Patients satisfied with the dentistry they have received	10	11	90.9%	93.7%	92.7%	92.5%
% of Patients satisfied with the time they had to wait for an appointment	9	11	81.8%	89.7%	87.4%	87.0%

* This is based on patients treated on this contract for their most recent course of treatment. Figures in italics indicate the base number of FP17s or Patient Questionnaire responses are less than 100. N/A is shown where the base number of responses is less than 10 during the period. % is calculated as Quantity/Base number*100

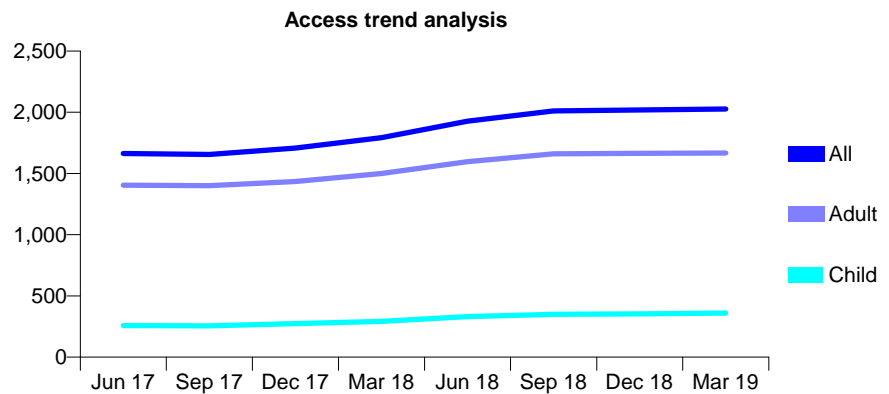
Q60 - Vital Signs At a Glance Contract Report for 604771/0001 - Year end March 2019

Name or company name	MRS AK Chohan
Contract type name	GDS Contract
Purpose of contract	General
Contract start date	09/03/2013
Contract end date	

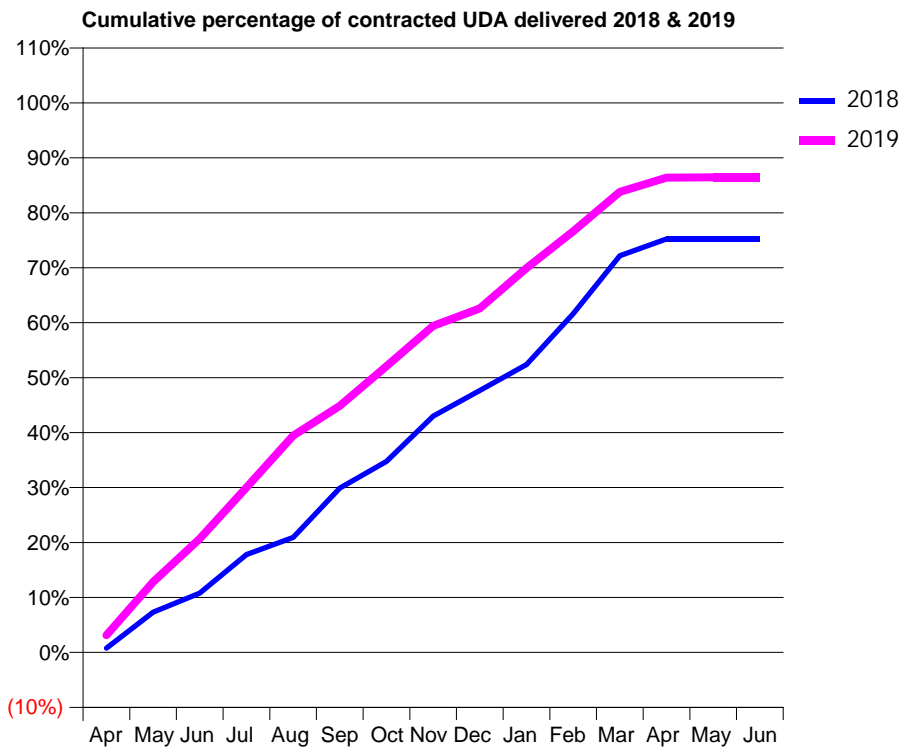
18/19 Contracted general activity (UDA)	7,664
Carry forward general activity (UDA)	0
18/19 Contracted orthodontic activity (UOA)	0
Carry forward orthodontic activity (UOA)	0
Baseline contract value	£173,157.91

ACCESS*

Patients seen in 24 months	Total	Change since previous quarter
Quarter ending March 2018	1,792	
Quarter ending June 2018	1,928	↑
Quarter ending September 2018	2,011	↑
Quarter ending December 2018	2,019	→
Quarter ending March 2019	2,027	→
Variance since March 2018	13.1%	↑



ACTIVITY



Month	Adjusted Scheduled Activity (UDA)	
	2018	2019
April	60	241
May	562	984
June	827	1,585
July	1,365	2,299
August	1,604	3,023
September	2,291	3,438
October	2,665	3,992
November	3,295	4,554
December	3,653	4,797
January	4,014	5,358
February	4,724	5,874
March	5,533	6,424
April	5,766	6,621
May	5,766	6,625
June	5,766	6,625

QUALITY

	Quantity	Base Number	Contract	AT	Region	England
% of FP17s for the same patient ID Re-attending within 3 months - Children	35	500	7.0%	9.9%	11.5%	11.8%
% of FP17s for the same patient ID Re-attending within 3 months - Adults	293	2,357	12.4%	13.3%	15.2%	15.7%
% of FP17s for the same patient ID Re-attending between 3 & 9 months - Children	241	500	48.2%	61.0%	60.2%	58.9%
% of FP17s for the same patient ID Re-attending between 3 & 9 months - Adults	1,201	2,357	51.0%	54.9%	51.8%	50.8%
% of FP17s for Band 1 Urgent Courses	201	2,827	7.1%	7.4%	8.1%	9.1%
% of FP17s Relating to Free Repair or Replacements	40	2,827	1.4%	0.9%	0.8%	0.8%
% of FP17s Relating to Continuations	12	2,827	0.4%	1.0%	0.9%	0.9%
% of Patients satisfied with the dentistry they have received	2	2	N/A	93.7%	92.7%	92.5%
% of Patients satisfied with the time they had to wait for an appointment	1	2	N/A	89.7%	87.4%	87.0%

* This is based on patients treated on this contract for their most recent course of treatment. Figures in italics indicate the base number of FP17s or Patient Questionnaire responses are less than 100. N/A is shown where the base number of responses is less than 10 during the period. % is calculated as Quantity/Base number*100

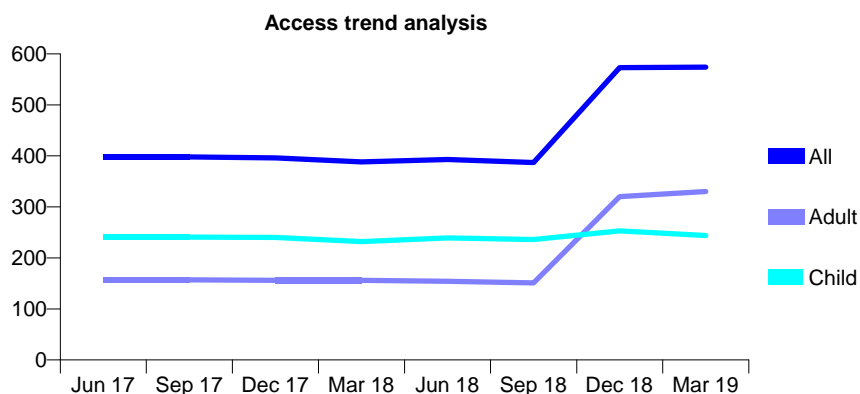
Q60 - Vital Signs At a Glance Contract Report for 623008/0002 - Year end March 2019

Name or company name	MR H RAVAL
Contract type name	GDS Contract
Purpose of contract	General
Contract start date	12/02/2013
Contract end date	

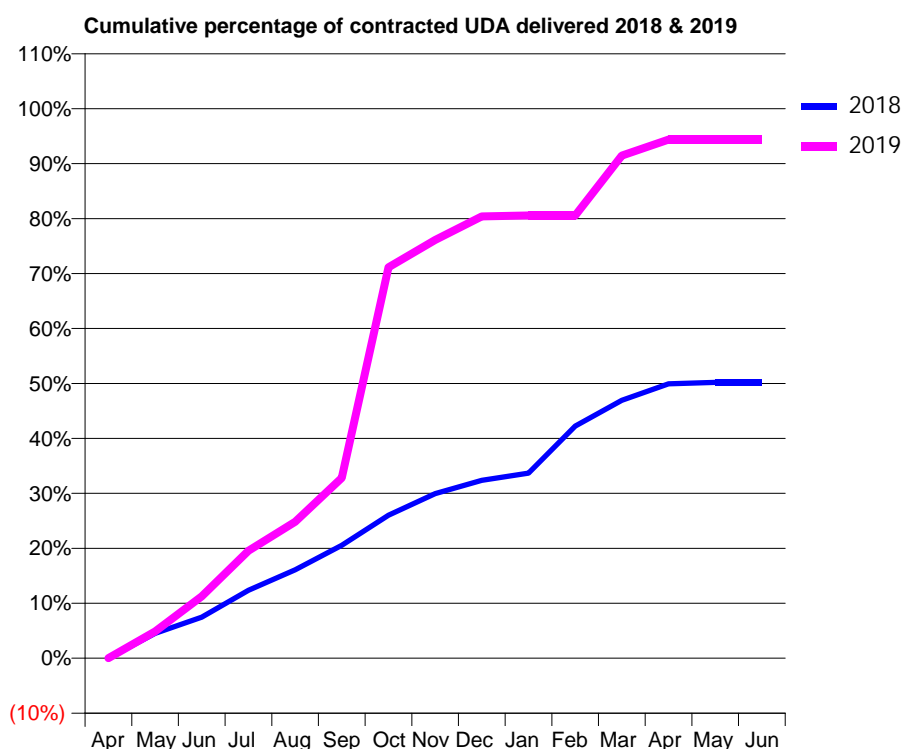
18/19 Contracted general activity (UDA)	1,882
Carry forward general activity (UDA)	0
18/19 Contracted orthodontic activity (UOA)	0
Carry forward orthodontic activity (UOA)	0
Baseline contract value	£49,399.56

ACCESS*

Patients seen in 24 months	Total	Change since previous quarter
Quarter ending March 2018	388	
Quarter ending June 2018	393	→
Quarter ending September 2018	387	↓
Quarter ending December 2018	573	↑
Quarter ending March 2019	574	→
Variance since March 2018	47.9%	↑



ACTIVITY



Month	Adjusted Scheduled Activity (UDA)	
	2018	2019
April	0	0
May	85	92
June	140	212
July	233	368
August	303	467
September	386	618
October	490	1,339
November	564	1,433
December	609	1,513
January	634	1,516
February	795	1,516
March	883	1,721
April	940	1,776
May	945	1,776
June	945	1,776

QUALITY

	Quantity	Base Number	Contract	AT	Region	England
% of FP17s for the same patient ID Re-attending within 3 months - Children	101	397	25.4%	9.9%	11.5%	11.8%
% of FP17s for the same patient ID Re-attending within 3 months - Adults	42	374	11.2%	13.3%	15.2%	15.7%
% of FP17s for the same patient ID Re-attending between 3 & 9 months - Children	187	397	47.1%	61.0%	60.2%	58.9%
% of FP17s for the same patient ID Re-attending between 3 & 9 months - Adults	64	374	17.1%	54.9%	51.8%	50.8%
% of FP17s for Band 1 Urgent Courses	30	757	4.0%	7.4%	8.1%	9.1%
% of FP17s Relating to Free Repair or Replacements	0	757	0.0%	0.9%	0.8%	0.8%
% of FP17s Relating to Continuations	0	757	0.0%	1.0%	0.9%	0.9%
% of Patients satisfied with the dentistry they have received	1	1	N/A	93.7%	92.7%	92.5%
% of Patients satisfied with the time they had to wait for an appointment	1	1	N/A	89.7%	87.4%	87.0%

* This is based on patients treated on this contract for their most recent course of treatment. Figures in italics indicate the base number of FP17s or Patient Questionnaire responses are less than 100. N/A is shown where the base number of responses is less than 10 during the period. % is calculated as Quantity/Base number*100

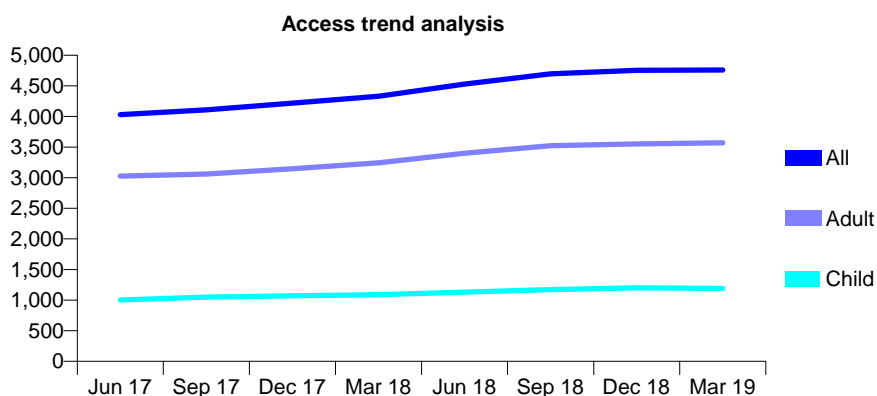
Q60 - Vital Signs At a Glance Contract Report for 623083/0002 - Year end March 2019

Name or company name	Woodhouse Dental Practice
Contract type name	GDS Contract
Purpose of contract	General
Contract start date	05/08/2010
Contract end date	

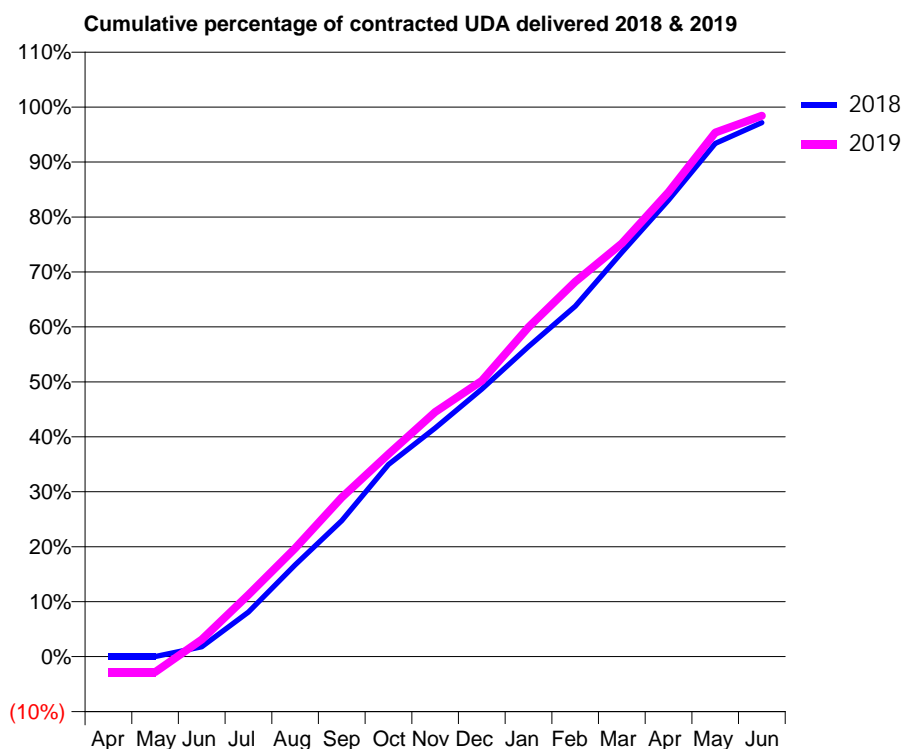
18/19 Contracted general activity (UDA)	13,902
Carry forward general activity (UDA)	393
18/19 Contracted orthodontic activity (UOA)	0
Carry forward orthodontic activity (UOA)	0
Baseline contract value	£389,084.15

ACCESS*

Patients seen in 24 months	Total	Change since previous quarter
Quarter ending March 2018	4,331	
Quarter ending June 2018	4,530	↑
Quarter ending September 2018	4,697	↑
Quarter ending December 2018	4,755	→
Quarter ending March 2019	4,760	→
Variance since March 2018	9.9%	↑



ACTIVITY



Month	Adjusted Scheduled Activity (UDA)	
	2018	2019
April	0	-393
May	0	-393
June	250	434
July	1,128	1,566
August	2,322	2,743
September	3,438	4,027
October	4,861	5,121
November	5,785	6,189
December	6,764	6,978
January	7,844	8,335
February	8,863	9,483
March	10,223	10,453
April	11,550	11,751
May	12,985	13,257
June	13,509	13,682

QUALITY

	Quantity	Base Number	Contract	AT	Region	England
% of FP17s for the same patient ID Re-attending within 3 months - Children	167	2,128	7.8%	9.9%	11.5%	11.8%
% of FP17s for the same patient ID Re-attending within 3 months - Adults	559	5,038	11.1%	13.3%	15.2%	15.7%
% of FP17s for the same patient ID Re-attending between 3 & 9 months - Children	1,461	2,128	68.7%	61.0%	60.2%	58.9%
% of FP17s for the same patient ID Re-attending between 3 & 9 months - Adults	2,945	5,038	58.5%	54.9%	51.8%	50.8%
% of FP17s for Band 1 Urgent Courses	336	7,420	4.5%	7.4%	8.1%	9.1%
% of FP17s Relating to Free Repair or Replacements	73	7,420	1.0%	0.9%	0.8%	0.8%
% of FP17s Relating to Continuations	49	7,420	0.7%	1.0%	0.9%	0.9%
% of Patients satisfied with the dentistry they have received	5	5	N/A	93.7%	92.7%	92.5%
% of Patients satisfied with the time they had to wait for an appointment	5	5	N/A	89.7%	87.4%	87.0%

* This is based on patients treated on this contract for their most recent course of treatment. Figures in italics indicate the base number of FP17s or Patient Questionnaire responses are less than 100. N/A is shown where the base number of responses is less than 10 during the period. % is calculated as Quantity/Base number*100

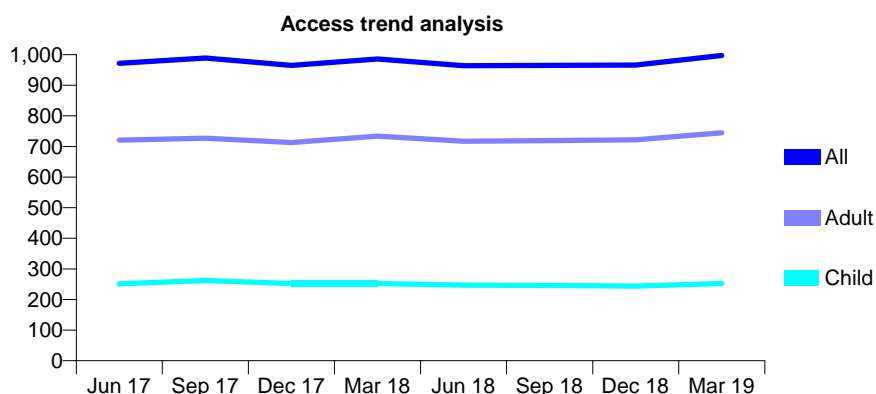
Q60 - Vital Signs At a Glance Contract Report for 634549/0001 - Year end March 2019

Name or company name	MR JP HEALY
Contract type name	GDS Contract
Purpose of contract	General
Contract start date	01/04/2006
Contract end date	

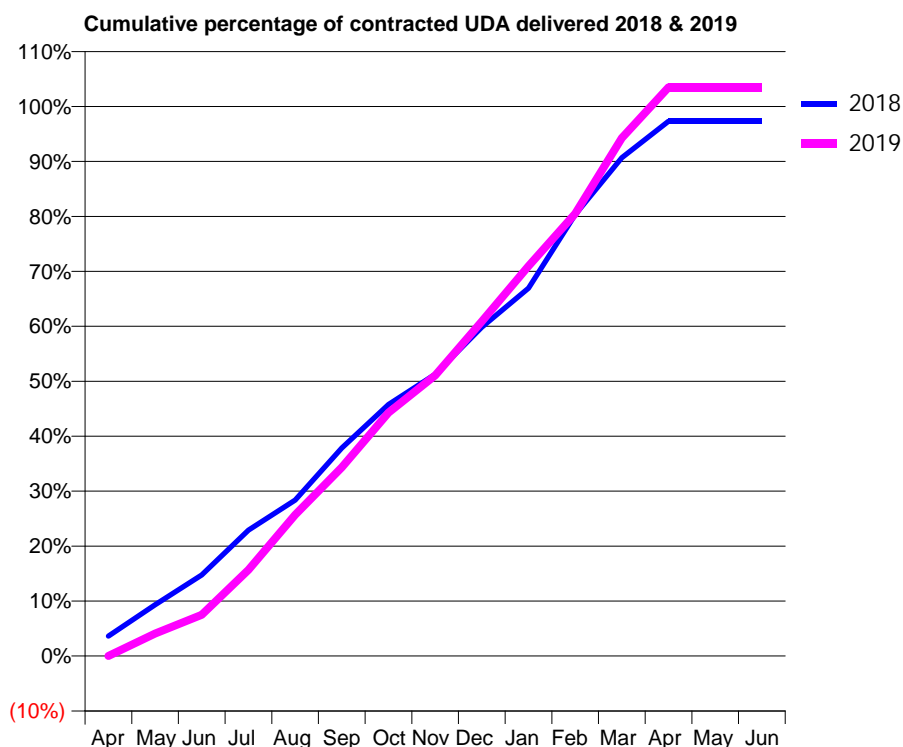
18/19 Contracted general activity (UDA)	3,427
Carry forward general activity (UDA)	93
18/19 Contracted orthodontic activity (UOA)	0
Carry forward orthodontic activity (UOA)	0
Baseline contract value	£84,923.20

ACCESS*

Patients seen in 24 months	Total	Change since previous quarter
Quarter ending March 2018	986	
Quarter ending June 2018	964	↓
Quarter ending September 2018	965	→
Quarter ending December 2018	966	→
Quarter ending March 2019	997	↑
Variance since March 2018	1.1%	→



ACTIVITY



Month	Adjusted Scheduled Activity (UDA)	
	2018	2019
April	125	-1
May	320	140
June	505	258
July	785	538
August	973	881
September	1,297	1,176
October	1,568	1,517
November	1,757	1,750
December	2,050	2,086
January	2,294	2,432
February	2,753	2,759
March	3,107	3,230
April	3,334	3,546
May	3,334	3,546
June	3,334	3,546

QUALITY

	Quantity	Base Number	Contract	AT	Region	England
% of FP17s for the same patient ID Re-attending within 3 months - Children	25	366	6.8%	9.9%	11.5%	11.8%
% of FP17s for the same patient ID Re-attending within 3 months - Adults	227	1,278	17.8%	13.3%	15.2%	15.7%
% of FP17s for the same patient ID Re-attending between 3 & 9 months - Children	224	366	61.2%	61.0%	60.2%	58.9%
% of FP17s for the same patient ID Re-attending between 3 & 9 months - Adults	797	1,278	62.4%	54.9%	51.8%	50.8%
% of FP17s for Band 1 Urgent Courses	112	1,672	6.7%	7.4%	8.1%	9.1%
% of FP17s Relating to Free Repair or Replacements	10	1,672	0.6%	0.9%	0.8%	0.8%
% of FP17s Relating to Continuations	30	1,672	1.8%	1.0%	0.9%	0.9%
% of Patients satisfied with the dentistry they have received	1	1	N/A	93.7%	92.7%	92.5%
% of Patients satisfied with the time they had to wait for an appointment	1	1	N/A	89.7%	87.4%	87.0%

* This is based on patients treated on this contract for their most recent course of treatment. Figures in italics indicate the base number of FP17s or Patient Questionnaire responses are less than 100. N/A is shown where the base number of responses is less than 10 during the period. % is calculated as Quantity/Base number*100

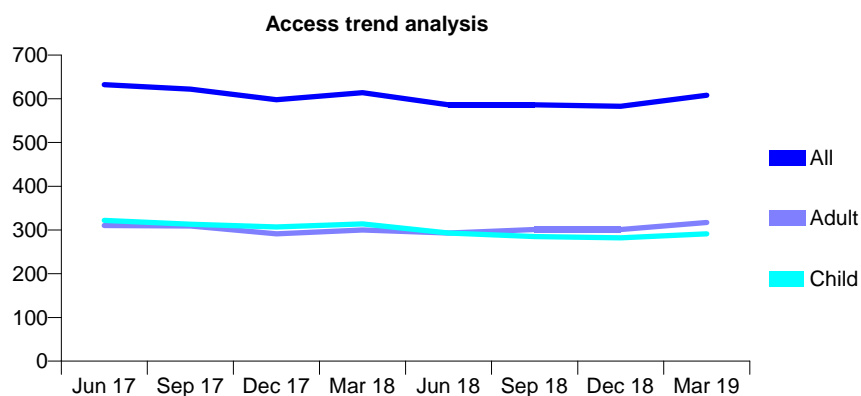
Q60 - Vital Signs At a Glance Contract Report for 643203/0001 - Year end March 2019

Name or company name	MR GP MANZIE
Contract type name	GDS Contract
Purpose of contract	General and Orthodontic
Contract start date	01/04/2006
Contract end date	

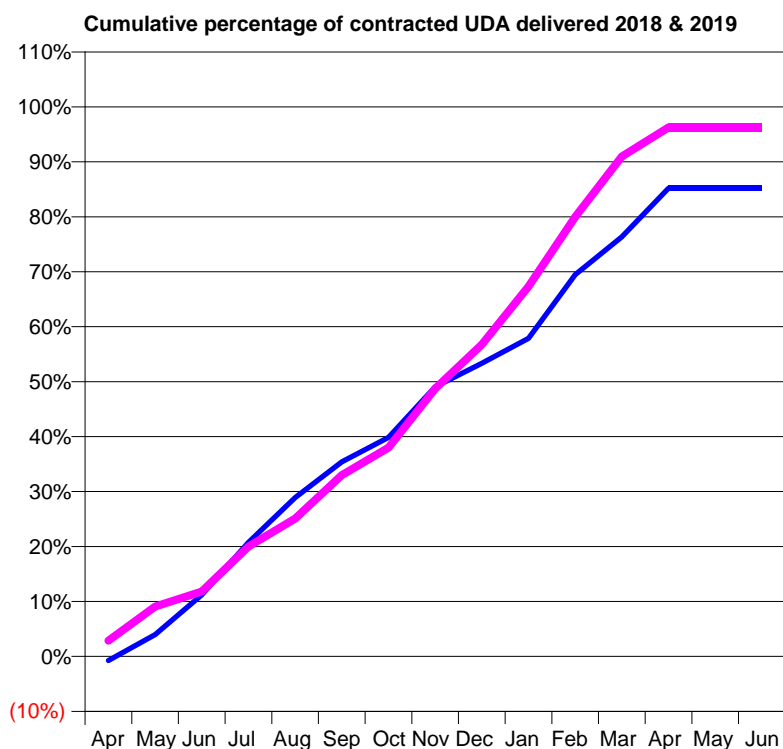
18/19 Contracted general activity (UDA)	1,646
Carry forward general activity (UDA)	0
18/19 Contracted orthodontic activity (UOA)	492
Carry forward orthodontic activity (UOA)	-10
Baseline contract value	£81,961.99

ACCESS*

Patients seen in 24 months	Total	Change since previous quarter
Quarter ending March 2018	614	
Quarter ending June 2018	586	↓
Quarter ending September 2018	586	→
Quarter ending December 2018	583	→
Quarter ending March 2019	608	↑
Variance since March 2018	(1.0%)	→



ACTIVITY



Month	2018	2019
April	-13	47
May	66	150
June	184	194
July	342	329
August	476	413
September	582	543
October	656	625
November	807	802
December	878	934
January	953	1,108
February	1,143	1,316
March	1,257	1,497
April	1,402	1,584
May	1,402	1,584
June	1,402	1,584

QUALITY

	Quantity	Base Number	Contract	AT	Region	England
% of FP17s for the same patient ID Re-attending within 3 months - Children	31	493	6.3%	9.9%	11.5%	11.8%
% of FP17s for the same patient ID Re-attending within 3 months - Adults	53	380	13.9%	13.3%	15.2%	15.7%
% of FP17s for the same patient ID Re-attending between 3 & 9 months - Children	277	493	56.2%	61.0%	60.2%	58.9%
% of FP17s for the same patient ID Re-attending between 3 & 9 months - Adults	162	380	42.6%	54.9%	51.8%	50.8%
% of FP17s for Band 1 Urgent Courses	42	777	5.4%	7.4%	8.1%	9.1%
% of FP17s Relating to Free Repair or Replacements	4	777	0.5%	0.9%	0.8%	0.8%
% of FP17s Relating to Continuations	0	777	0.0%	1.0%	0.9%	0.9%
% of Patients satisfied with the dentistry they have received	0	0	N/A	93.7%	92.7%	92.5%
% of Patients satisfied with the time they had to wait for an appointment	0	0	N/A	89.7%	87.4%	87.0%

* This is based on patients treated on this contract for their most recent course of treatment. Figures in italics indicate the base number of FP17s or Patient Questionnaire responses are less than 100. N/A is shown where the base number of responses is less than 10 during the period. % is calculated as Quantity/Base number*100

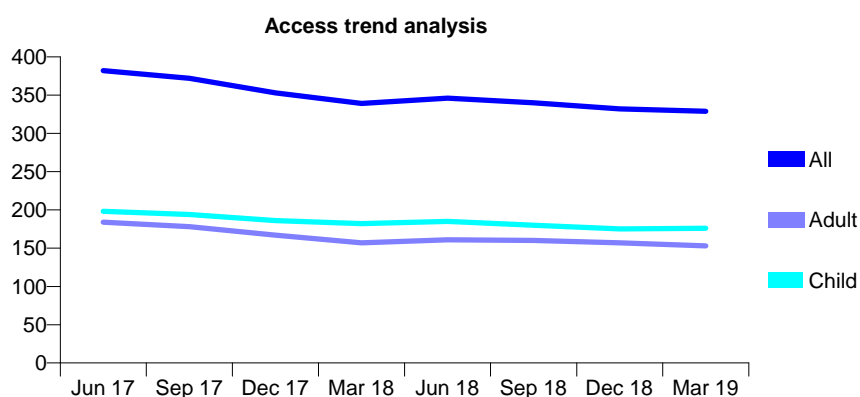
Q60 - Vital Signs At a Glance Contract Report for 652768/0002 - Year end March 2019

Name or company name	MRS NC LAVELLE
Contract type name	GDS Contract
Purpose of contract	General
Contract start date	01/08/2011
Contract end date	

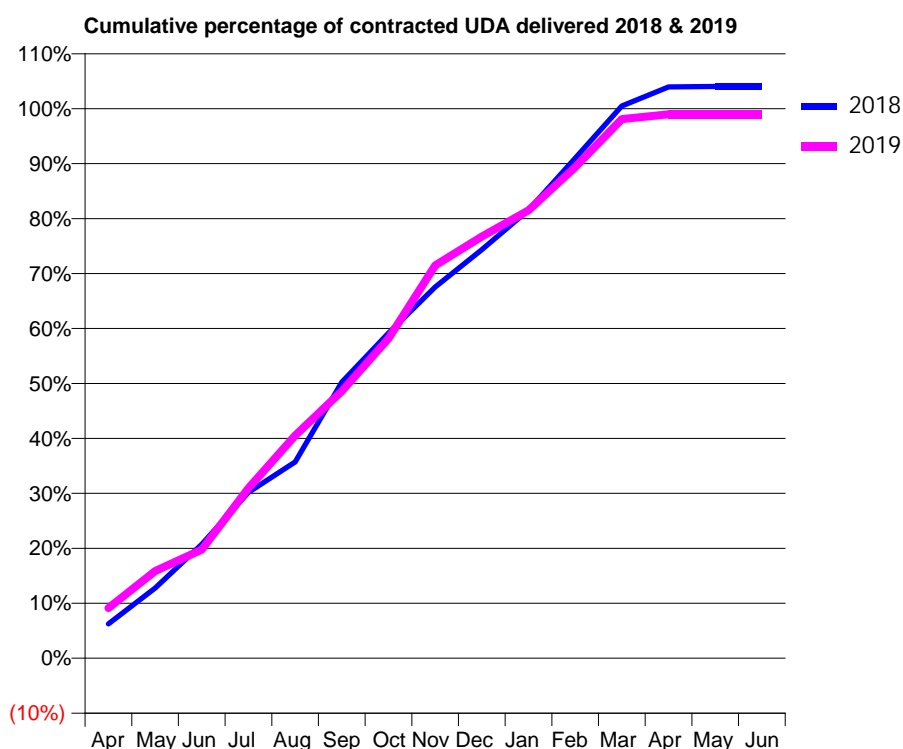
18/19 Contracted general activity (UDA)	1,349
Carry forward general activity (UDA)	-27
18/19 Contracted orthodontic activity (UOA)	0
Carry forward orthodontic activity (UOA)	0
Baseline contract value	£28,815.22

ACCESS*

Patients seen in 24 months	Total	Change since previous quarter
Quarter ending March 2018	339	
Quarter ending June 2018	346	↑
Quarter ending September 2018	340	↓
Quarter ending December 2018	332	↓
Quarter ending March 2019	329	→
Variance since March 2018	(2.9%)	↓



ACTIVITY



Month	Adjusted Scheduled Activity (UDA)	
	2018	2019
April	84	123
May	172	214
June	280	267
July	407	418
August	482	547
September	678	656
October	798	785
November	911	964
December	1,003	1,035
January	1,100	1,099
February	1,227	1,205
March	1,355	1,323
April	1,402	1,335
May	1,403	1,335
June	1,403	1,335

QUALITY

	Quantity	Base Number	Contract	AT	Region	England
% of FP17s for the same patient ID Re-attending within 3 months - Children	68	390	17.4%	9.9%	11.5%	11.8%
% of FP17s for the same patient ID Re-attending within 3 months - Adults	54	260	20.8%	13.3%	15.2%	15.7%
% of FP17s for the same patient ID Re-attending between 3 & 9 months - Children	269	390	69.0%	61.0%	60.2%	58.9%
% of FP17s for the same patient ID Re-attending between 3 & 9 months - Adults	173	260	66.5%	54.9%	51.8%	50.8%
% of FP17s for Band 1 Urgent Courses	51	632	8.1%	7.4%	8.1%	9.1%
% of FP17s Relating to Free Repair or Replacements	1	632	0.2%	0.9%	0.8%	0.8%
% of FP17s Relating to Continuations	7	632	1.1%	1.0%	0.9%	0.9%
% of Patients satisfied with the dentistry they have received	1	1	N/A	93.7%	92.7%	92.5%
% of Patients satisfied with the time they had to wait for an appointment	1	1	N/A	89.7%	87.4%	87.0%

* This is based on patients treated on this contract for their most recent course of treatment.

Figures in italics indicate the base number of FP17s or Patient Questionnaire responses are less than 100. N/A is shown where the base number of responses is less than 10 during the period. % is calculated as Quantity/Base number*100

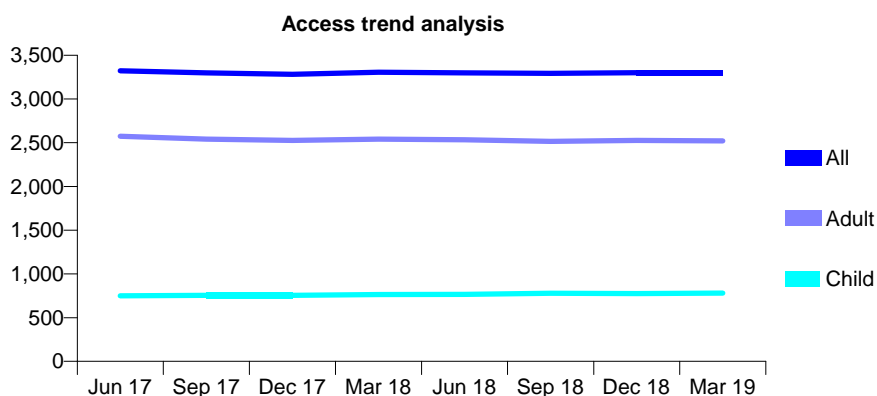
Q60 - Vital Signs At a Glance Contract Report for 653071/0001 - Year end March 2019

Name or company name	MISS SS KHAIRA
Contract type name	GDS Contract
Purpose of contract	General
Contract start date	01/05/2011
Contract end date	

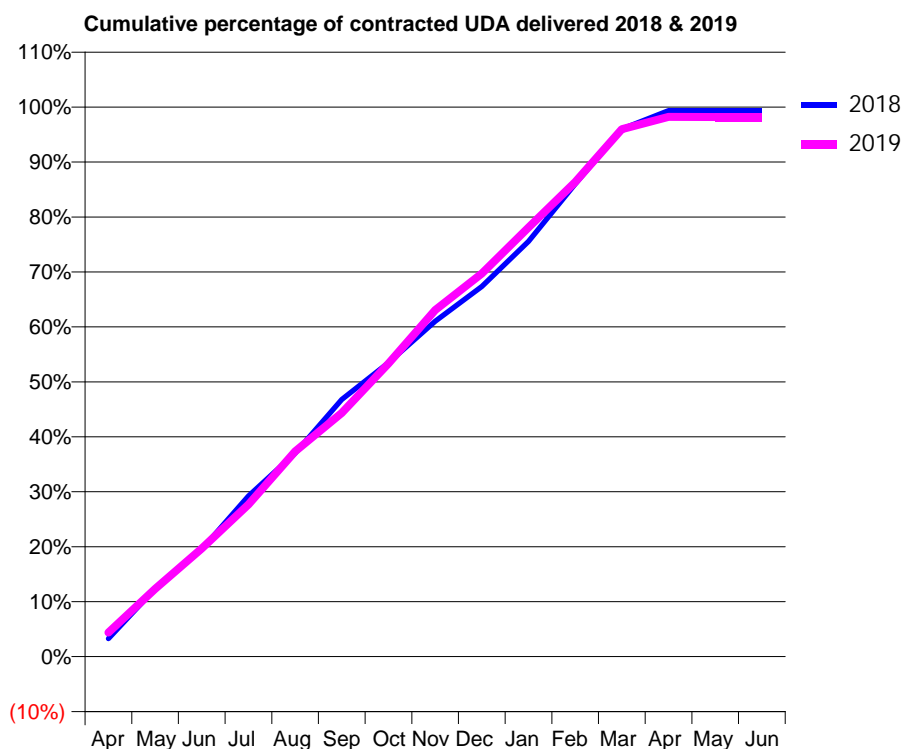
18/19 Contracted general activity (UDA)	10,251
Carry forward general activity (UDA)	64
18/19 Contracted orthodontic activity (UOA)	0
Carry forward orthodontic activity (UOA)	0
Baseline contract value	£208,939.40

ACCESS*

Patients seen in 24 months	Total	Change since previous quarter
Quarter ending March 2018	3,306	
Quarter ending June 2018	3,300	→
Quarter ending September 2018	3,294	→
Quarter ending December 2018	3,301	→
Quarter ending March 2019	3,301	→
Variance since March 2018	(0.2%)	→



ACTIVITY



Month	Adjusted Scheduled Activity (UDA)	
	2018	2019
April	324	449
May	1,217	1,265
June	1,923	2,017
July	2,879	2,836
August	3,650	3,830
September	4,609	4,545
October	5,270	5,468
November	6,011	6,465
December	6,635	7,145
January	7,443	8,003
February	8,473	8,851
March	9,455	9,836
April	9,786	10,068
May	9,787	10,066
June	9,787	10,066

QUALITY

	Quantity	Base Number	Contract	AT	Region	England
% of FP17s for the same patient ID Re-attending within 3 months - Children	93	1,297	7.2%	9.9%	11.5%	11.8%
% of FP17s for the same patient ID Re-attending within 3 months - Adults	373	3,710	10.1%	13.3%	15.2%	15.7%
% of FP17s for the same patient ID Re-attending between 3 & 9 months - Children	853	1,297	65.8%	61.0%	60.2%	58.9%
% of FP17s for the same patient ID Re-attending between 3 & 9 months - Adults	2,293	3,710	61.8%	54.9%	51.8%	50.8%
% of FP17s for Band 1 Urgent Courses	141	5,000	2.8%	7.4%	8.1%	9.1%
% of FP17s Relating to Free Repair or Replacements	94	5,000	1.9%	0.9%	0.8%	0.8%
% of FP17s Relating to Continuations	39	5,000	0.8%	1.0%	0.9%	0.9%
% of Patients satisfied with the dentistry they have received	2	2	N/A	93.7%	92.7%	92.5%
% of Patients satisfied with the time they had to wait for an appointment	2	2	N/A	89.7%	87.4%	87.0%

* This is based on patients treated on this contract for their most recent course of treatment. Figures in italics indicate the base number of FP17s or Patient Questionnaire responses are less than 100. N/A is shown where the base number of responses is less than 10 during the period. % is calculated as Quantity/Base number*100

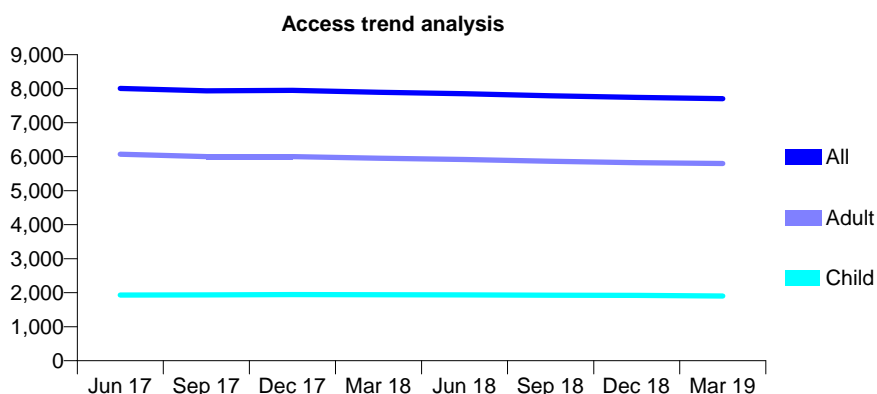
Q60 - Vital Signs At a Glance Contract Report for 655813/0001 - Year end March 2019

Name or company name	MR PR BASON
Contract type name	GDS Contract
Purpose of contract	General and Orthodontic
Contract start date	01/04/2006
Contract end date	

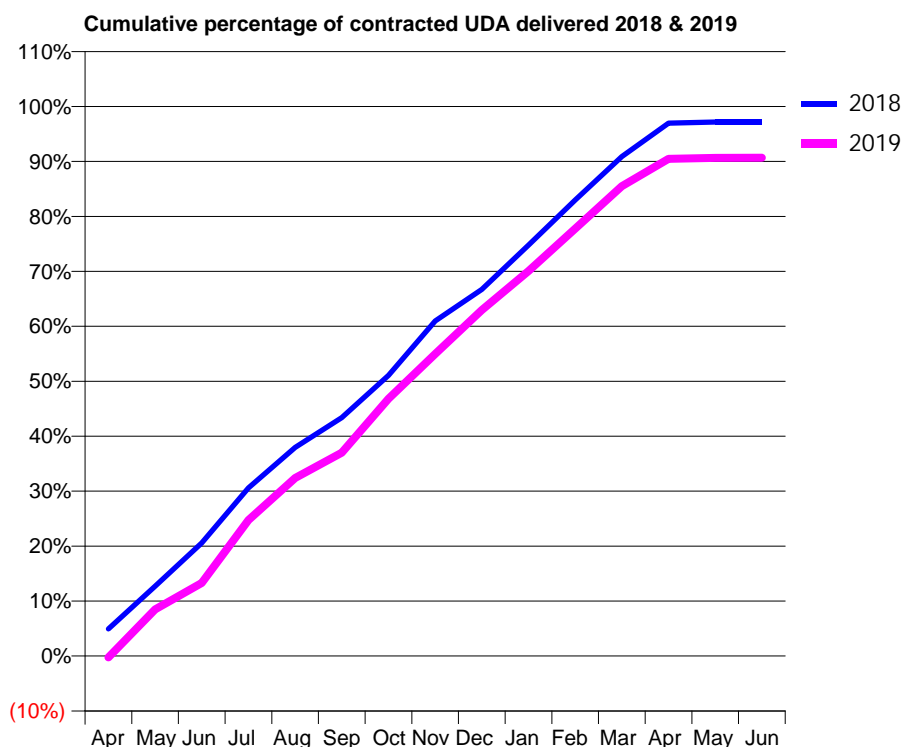
18/19 Contracted general activity (UDA)	23,040
Carry forward general activity (UDA)	656
18/19 Contracted orthodontic activity (UOA)	0
Carry forward orthodontic activity (UOA)	0
Baseline contract value	£677,146.38

ACCESS*

Patients seen in 24 months	Total	Change since previous quarter
Quarter ending March 2018	7,897	
Quarter ending June 2018	7,854	→
Quarter ending September 2018	7,791	→
Quarter ending December 2018	7,744	→
Quarter ending March 2019	7,703	→
Variance since March 2018	(2.5%)	↓



ACTIVITY



Month	Adjusted Scheduled Activity (UDA)	
	2018	2019
April	1,139	-63
May	2,925	1,957
June	4,738	3,062
July	7,050	5,703
August	8,749	7,467
September	9,992	8,526
October	11,765	10,788
November	14,046	12,668
December	15,370	14,506
January	17,232	16,139
February	19,120	17,919
March	20,935	19,693
April	22,341	20,843
May	22,385	20,887
June	22,384	20,891

QUALITY

	Quantity	Base Number	Contract	AT	Region	England
% of FP17s for the same patient ID Re-attending within 3 months - Children	189	3,110	6.1%	9.9%	11.5%	11.8%
% of FP17s for the same patient ID Re-attending within 3 months - Adults	1,304	10,078	12.9%	13.3%	15.2%	15.7%
% of FP17s for the same patient ID Re-attending between 3 & 9 months - Children	2,166	3,110	69.6%	61.0%	60.2%	58.9%
% of FP17s for the same patient ID Re-attending between 3 & 9 months - Adults	7,457	10,078	74.0%	54.9%	51.8%	50.8%
% of FP17s for Band 1 Urgent Courses	326	13,002	2.5%	7.4%	8.1%	9.1%
% of FP17s Relating to Free Repair or Replacements	101	13,002	0.8%	0.9%	0.8%	0.8%
% of FP17s Relating to Continuations	421	13,002	3.2%	1.0%	0.9%	0.9%
% of Patients satisfied with the dentistry they have received	3	4	N/A	93.7%	92.7%	92.5%
% of Patients satisfied with the time they had to wait for an appointment	3	4	N/A	89.7%	87.4%	87.0%

* This is based on patients treated on this contract for their most recent course of treatment. Figures in italics indicate the base number of FP17s or Patient Questionnaire responses are less than 100. N/A is shown where the base number of responses is less than 10 during the period. % is calculated as Quantity/Base number*100

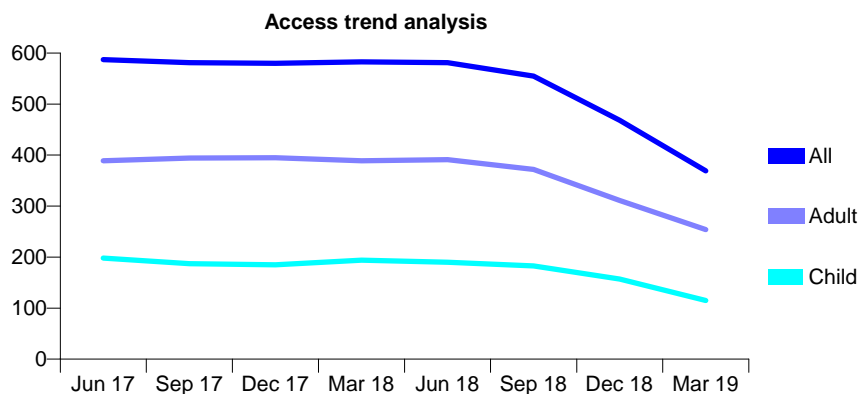
Q60 - Vital Signs At a Glance Contract Report for 659398/0001 - Year end March 2019

Name or company name	MR FD HARRINGTON
Contract type name	GDS Contract
Purpose of contract	General
Contract start date	01/04/2006
Contract end date	31/10/2018

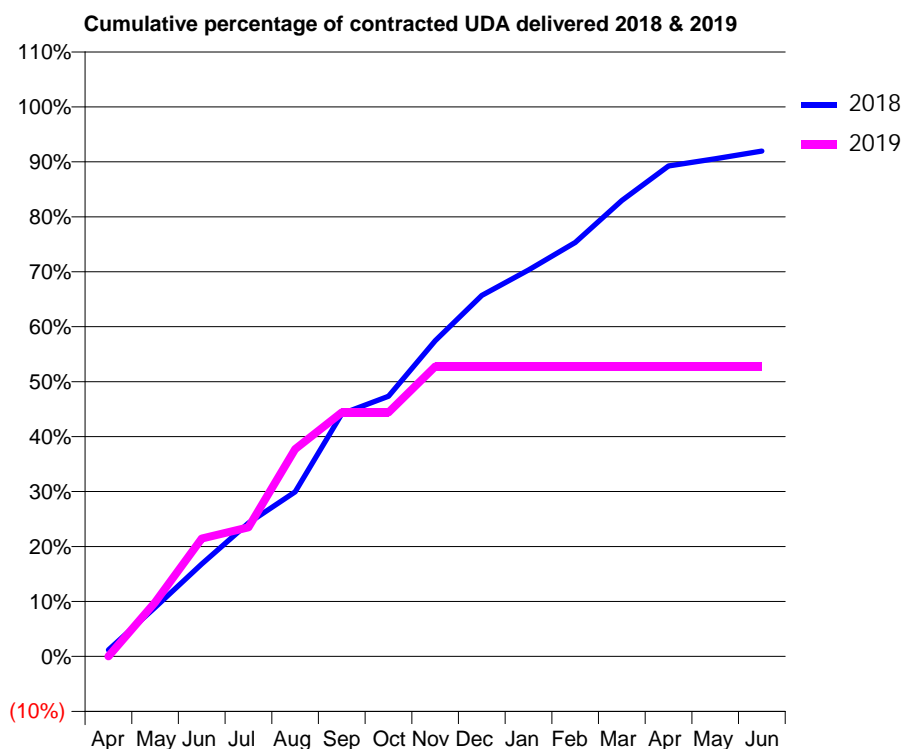
18/19 Contracted general activity (UDA)	748
Carry forward general activity (UDA)	0
18/19 Contracted orthodontic activity (UOA)	0
Carry forward orthodontic activity (UOA)	0
Baseline contract value	£21,360.52

ACCESS*

Patients seen in 24 months	Total	Change since previous quarter
Quarter ending March 2018	583	
Quarter ending June 2018	581	→
Quarter ending September 2018	555	↓
Quarter ending December 2018	468	↓
Quarter ending March 2019	369	↓
Variance since March 2018	(36.7%)	↓



ACTIVITY



Month	Adjusted Scheduled Activity (UDA)	
	2018	2019
April	15	0
May	114	74
June	216	160
July	311	176
August	384	282
September	566	332
October	607	332
November	736	395
December	842	395
January	901	395
February	966	395
March	1,064	395
April	1,144	395
May	1,161	395
June	1,179	395

QUALITY

	Quantity	Base Number	Contract	AT	Region	England
% of FP17s for the same patient ID Re-attending within 3 months - Children	5	92	5.4%	9.9%	11.5%	11.8%
% of FP17s for the same patient ID Re-attending within 3 months - Adults	23	185	12.4%	13.3%	15.2%	15.7%
% of FP17s for the same patient ID Re-attending between 3 & 9 months - Children	30	92	32.6%	61.0%	60.2%	58.9%
% of FP17s for the same patient ID Re-attending between 3 & 9 months - Adults	57	185	30.8%	54.9%	51.8%	50.8%
% of FP17s for Band 1 Urgent Courses	48	218	22.0%	7.4%	8.1%	9.1%
% of FP17s Relating to Free Repair or Replacements	0	218	0.0%	0.9%	0.8%	0.8%
% of FP17s Relating to Continuations	0	218	0.0%	1.0%	0.9%	0.9%
% of Patients satisfied with the dentistry they have received	0	0	N/A	93.7%	92.7%	92.5%
% of Patients satisfied with the time they had to wait for an appointment	0	0	N/A	89.7%	87.4%	87.0%

* This is based on patients treated on this contract for their most recent course of treatment. Figures in italics indicate the base number of FP17s or Patient Questionnaire responses are less than 100. N/A is shown where the base number of responses is less than 10 during the period. % is calculated as Quantity/Base number*100

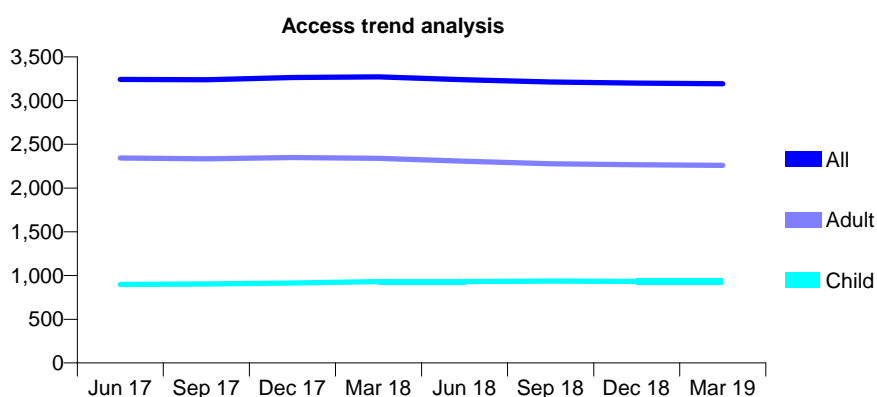
Q60 - Vital Signs At a Glance Contract Report for 661708/0002 - Year end March 2019

Name or company name	MR HS BASRA
Contract type name	GDS Contract
Purpose of contract	General
Contract start date	01/12/2013
Contract end date	

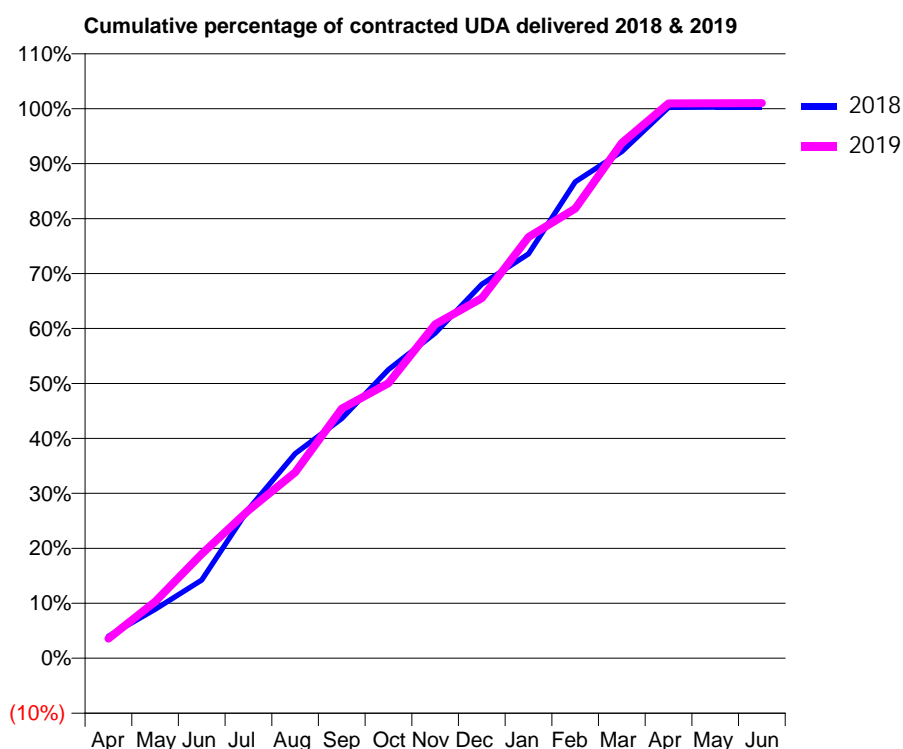
18/19 Contracted general activity (UDA)	9,034
Carry forward general activity (UDA)	-26
18/19 Contracted orthodontic activity (UOA)	0
Carry forward orthodontic activity (UOA)	0
Baseline contract value	£194,772.69

ACCESS*

Patients seen in 24 months	Total	Change since previous quarter
Quarter ending March 2018	3,271	
Quarter ending June 2018	3,238	↓
Quarter ending September 2018	3,213	→
Quarter ending December 2018	3,200	→
Quarter ending March 2019	3,193	→
Variance since March 2018	(2.4%)	↓



ACTIVITY



Month	2018	2019
April	363	322
May	804	930
June	1,285	1,715
July	2,453	2,431
August	3,364	3,056
September	3,941	4,103
October	4,744	4,523
November	5,343	5,488
December	6,149	5,918
January	6,645	6,921
February	7,831	7,390
March	8,327	8,470
April	9,056	9,118
May	9,059	9,124
June	9,060	9,125

QUALITY

	Quantity	Base Number	Contract	AT	Region	England
% of FP17s for the same patient ID Re-attending within 3 months - Children	95	1,676	5.7%	9.9%	11.5%	11.8%
% of FP17s for the same patient ID Re-attending within 3 months - Adults	532	3,963	13.4%	13.3%	15.2%	15.7%
% of FP17s for the same patient ID Re-attending between 3 & 9 months - Children	1,212	1,676	72.3%	61.0%	60.2%	58.9%
% of FP17s for the same patient ID Re-attending between 3 & 9 months - Adults	2,765	3,963	69.8%	54.9%	51.8%	50.8%
% of FP17s for Band 1 Urgent Courses	366	5,551	6.6%	7.4%	8.1%	9.1%
% of FP17s Relating to Free Repair or Replacements	21	5,551	0.4%	0.9%	0.8%	0.8%
% of FP17s Relating to Continuations	117	5,551	2.1%	1.0%	0.9%	0.9%
% of Patients satisfied with the dentistry they have received	0	0	N/A	93.7%	92.7%	92.5%
% of Patients satisfied with the time they had to wait for an appointment	0	0	N/A	89.7%	87.4%	87.0%

* This is based on patients treated on this contract for their most recent course of treatment.

Figures in italics indicate the base number of FP17s or Patient Questionnaire responses are less than 100. N/A is shown where the base number of responses is less than 10 during the period. % is calculated as Quantity/Base number*100

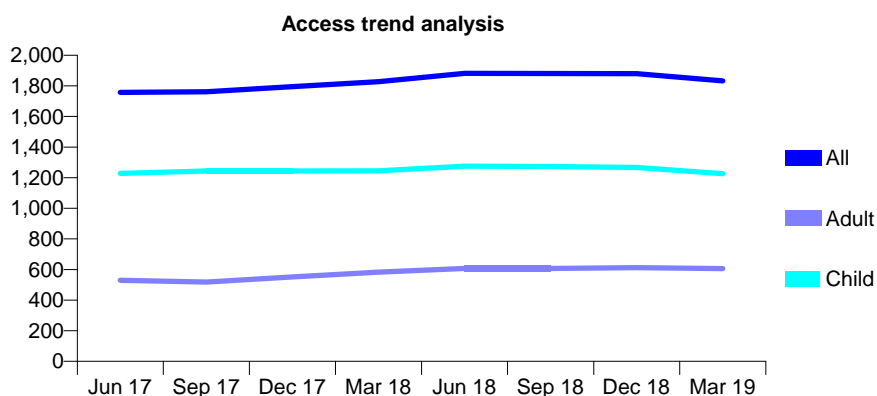
Q60 - Vital Signs At a Glance Contract Report for 670340/0002 - Year end March 2019

Name or company name	MR LR SUMMERFIELD
Contract type name	GDS Contract
Purpose of contract	General
Contract start date	23/03/2009
Contract end date	

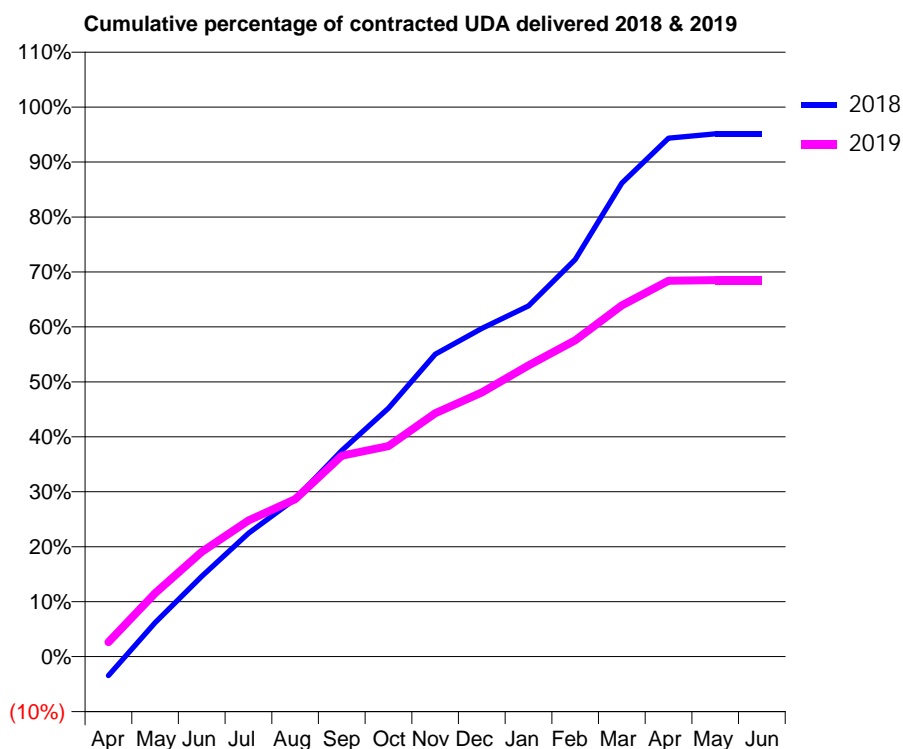
18/19 Contracted general activity (UDA)	5,000
Carry forward general activity (UDA)	0
18/19 Contracted orthodontic activity (UOA)	0
Carry forward orthodontic activity (UOA)	0
Baseline contract value	£137,148.86

ACCESS*

Patients seen in 24 months	Total	Change since previous quarter
Quarter ending March 2018	1,828	
Quarter ending June 2018	1,882	↑
Quarter ending September 2018	1,881	→
Quarter ending December 2018	1,879	→
Quarter ending March 2019	1,833	↓
Variance since March 2018	0.3%	→



ACTIVITY



Month	Adjusted Scheduled Activity (UDA)	
	2018	2019
April	-207	132
May	372	577
June	875	953
July	1,347	1,238
August	1,722	1,433
September	2,250	1,827
October	2,713	1,916
November	3,302	2,213
December	3,582	2,403
January	3,830	2,649
February	4,336	2,878
March	5,170	3,195
April	5,661	3,419
May	5,708	3,426
June	5,708	3,426

QUALITY

	Quantity	Base Number	Contract	AT	Region	England
% of FP17s for the same patient ID Re-attending within 3 months - Children	110	1,416	7.8%	9.9%	11.5%	11.8%
% of FP17s for the same patient ID Re-attending within 3 months - Adults	60	527	11.4%	13.3%	15.2%	15.7%
% of FP17s for the same patient ID Re-attending between 3 & 9 months - Children	715	1,416	50.5%	61.0%	60.2%	58.9%
% of FP17s for the same patient ID Re-attending between 3 & 9 months - Adults	251	527	47.6%	54.9%	51.8%	50.8%
% of FP17s for Band 1 Urgent Courses	76	1,954	3.9%	7.4%	8.1%	9.1%
% of FP17s Relating to Free Repair or Replacements	2	1,954	0.1%	0.9%	0.8%	0.8%
% of FP17s Relating to Continuations	0	1,954	0.0%	1.0%	0.9%	0.9%
% of Patients satisfied with the dentistry they have received	0	0	N/A	93.7%	92.7%	92.5%
% of Patients satisfied with the time they had to wait for an appointment	0	0	N/A	89.7%	87.4%	87.0%

* This is based on patients treated on this contract for their most recent course of treatment. Figures in italics indicate the base number of FP17s or Patient Questionnaire responses are less than 100. N/A is shown where the base number of responses is less than 10 during the period. % is calculated as Quantity/Base number*100

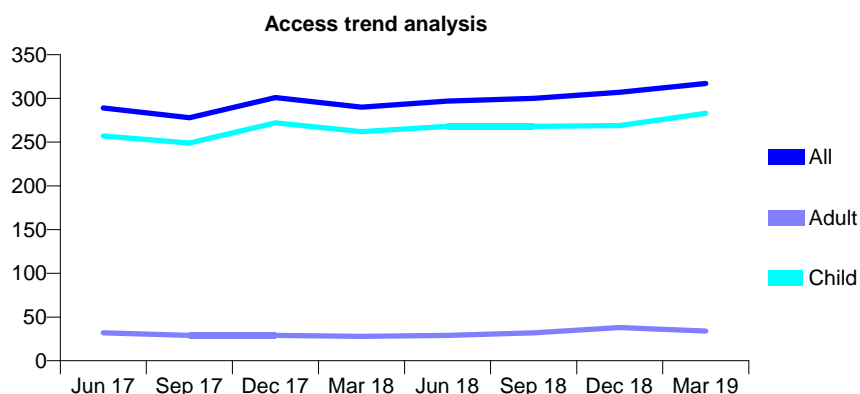
Q60 - Vital Signs At a Glance Contract Report for 676233/0001 - Year end March 2019

Name or company name	MR NT JENKINS
Contract type name	GDS Contract
Purpose of contract	General
Contract start date	15/09/2006
Contract end date	

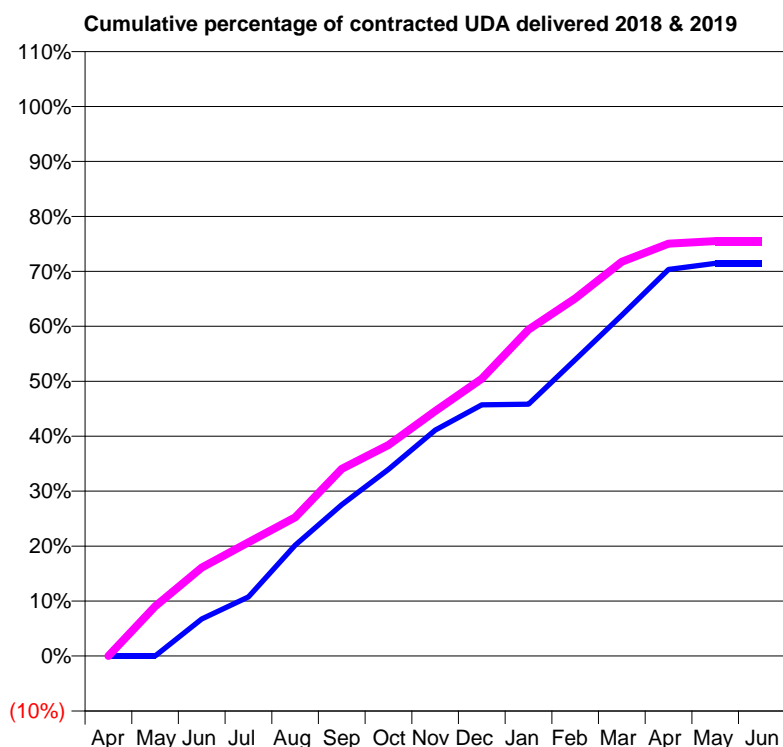
18/19 Contracted general activity (UDA)	829
Carry forward general activity (UDA)	0
18/19 Contracted orthodontic activity (UOA)	0
Carry forward orthodontic activity (UOA)	0
Baseline contract value	£19,475.50

ACCESS*

Patients seen in 24 months	Total	Change since previous quarter
Quarter ending March 2018	290	
Quarter ending June 2018	297	↑
Quarter ending September 2018	300	→
Quarter ending December 2018	307	↑
Quarter ending March 2019	317	↑
Variance since March 2018	9.3%	↑



ACTIVITY



Month	Adjusted Scheduled Activity (UDA)	
	2018	2019
April	0	0
May	0	75
June	56	133
July	89	172
August	167	209
September	228	282
October	282	318
November	341	369
December	379	418
January	380	492
February	447	539
March	514	595
April	583	622
May	592	626
June	592	626

QUALITY

	Quantity	Base Number	Contract	AT	Region	England
% of FP17s for the same patient ID Re-attending within 3 months - Children	31	474	6.5%	9.9%	11.5%	11.8%
% of FP17s for the same patient ID Re-attending within 3 months - Adults	0	1	0.0%	13.3%	15.2%	15.7%
% of FP17s for the same patient ID Re-attending between 3 & 9 months - Children	318	474	67.1%	61.0%	60.2%	58.9%
% of FP17s for the same patient ID Re-attending between 3 & 9 months - Adults	1	1	100.0%	54.9%	51.8%	50.8%
% of FP17s for Band 1 Urgent Courses	15	446	3.4%	7.4%	8.1%	9.1%
% of FP17s Relating to Free Repair or Replacements	0	446	0.0%	0.9%	0.8%	0.8%
% of FP17s Relating to Continuations	0	446	0.0%	1.0%	0.9%	0.9%
% of Patients satisfied with the dentistry they have received	0	0	N/A	93.7%	92.7%	92.5%
% of Patients satisfied with the time they had to wait for an appointment	0	0	N/A	89.7%	87.4%	87.0%

* This is based on patients treated on this contract for their most recent course of treatment. Figures in italics indicate the base number of FP17s or Patient Questionnaire responses are less than 100. N/A is shown where the base number of responses is less than 10 during the period. % is calculated as Quantity/Base number*100

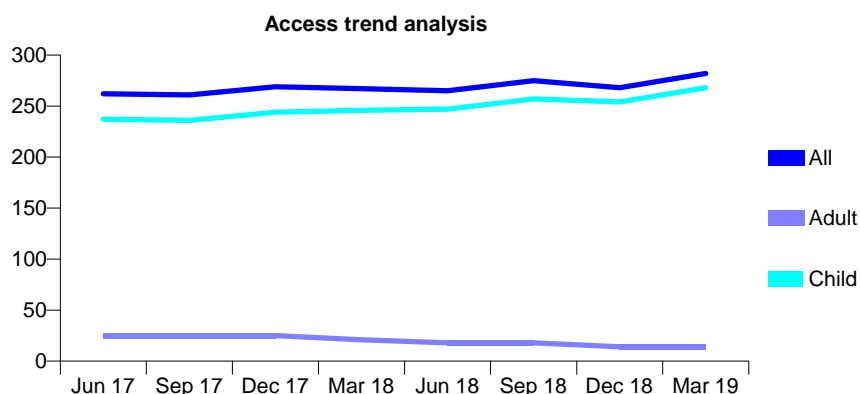
Q60 - Vital Signs At a Glance Contract Report for 679933/0001 - Year end March 2019

Name or company name	MR CE BROOME
Contract type name	GDS Contract
Purpose of contract	General
Contract start date	01/04/2006
Contract end date	

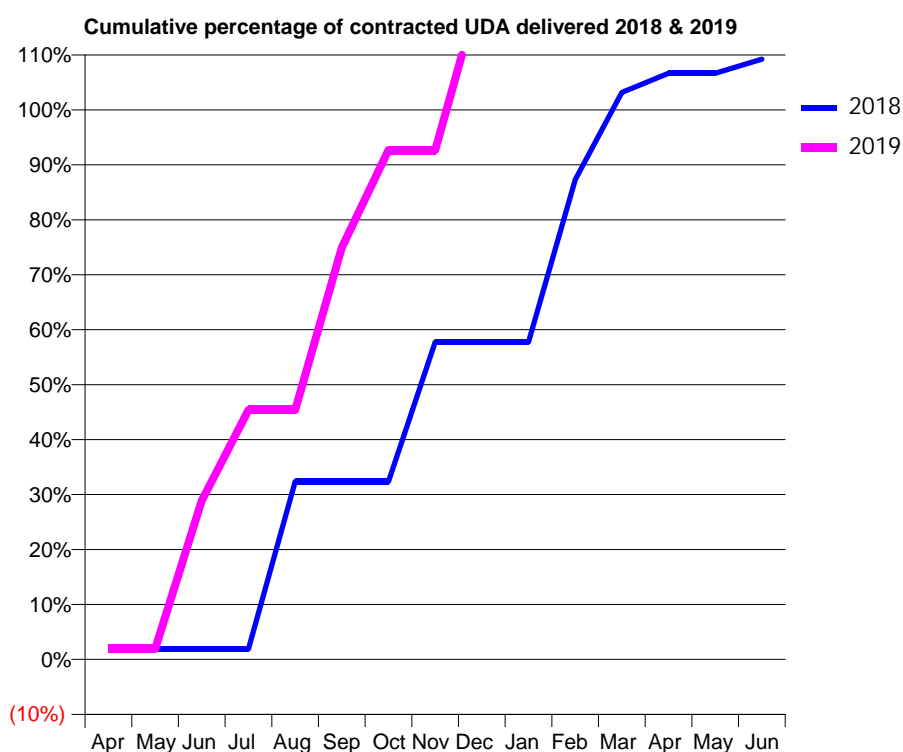
18/19 Contracted general activity (UDA)	315
Carry forward general activity (UDA)	-6
18/19 Contracted orthodontic activity (UOA)	0
Carry forward orthodontic activity (UOA)	0
Baseline contract value	£8,071.21

ACCESS*

Patients seen in 24 months	Total	Change since previous quarter
Quarter ending March 2018	267	
Quarter ending June 2018	265	→
Quarter ending September 2018	275	↑
Quarter ending December 2018	268	↓
Quarter ending March 2019	282	↑
Variance since March 2018	5.6%	↑



ACTIVITY



Month	Adjusted Scheduled Activity (UDA)	
	2018	2019
April	6	6
May	6	6
June	6	91
July	6	143
August	102	143
September	102	236
October	102	292
November	182	292
December	182	387
January	182	387
February	275	463
March	325	463
April	336	579
May	336	579
June	344	579

QUALITY

	Quantity	Base Number	Contract	AT	Region	England
% of FP17s for the same patient ID Re-attending within 3 months - Children	7	336	2.1%	9.9%	11.5%	11.8%
% of FP17s for the same patient ID Re-attending within 3 months - Adults	0	0	N/A	13.3%	15.2%	15.7%
% of FP17s for the same patient ID Re-attending between 3 & 9 months - Children	255	336	75.9%	61.0%	60.2%	58.9%
% of FP17s for the same patient ID Re-attending between 3 & 9 months - Adults	0	0	N/A	54.9%	51.8%	50.8%
% of FP17s for Band 1 Urgent Courses	0	398	0.0%	7.4%	8.1%	9.1%
% of FP17s Relating to Free Repair or Replacements	0	398	0.0%	0.9%	0.8%	0.8%
% of FP17s Relating to Continuations	0	398	0.0%	1.0%	0.9%	0.9%
% of Patients satisfied with the dentistry they have received	1	1	N/A	93.7%	92.7%	92.5%
% of Patients satisfied with the time they had to wait for an appointment	1	1	N/A	89.7%	87.4%	87.0%

* This is based on patients treated on this contract for their most recent course of treatment. Figures in italics indicate the base number of FP17s or Patient Questionnaire responses are less than 100. N/A is shown where the base number of responses is less than 10 during the period. % is calculated as Quantity/Base number*100

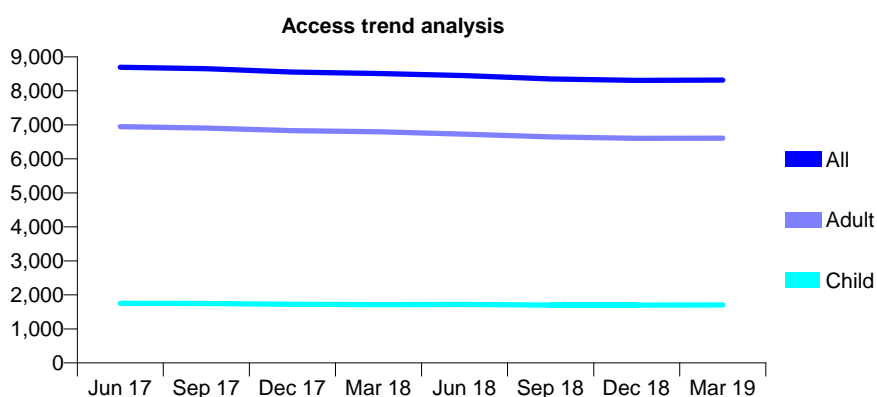
Q60 - Vital Signs At a Glance Contract Report for 680311/0001 - Year end March 2019

Name or company name	MR D SINGH
Contract type name	GDS Contract
Purpose of contract	General
Contract start date	01/04/2006
Contract end date	

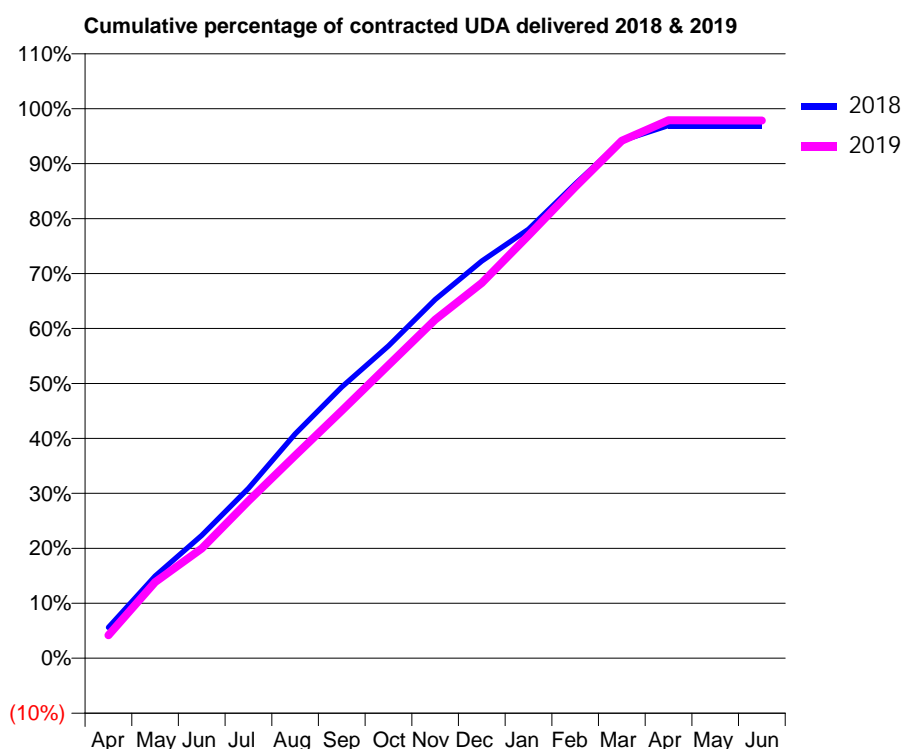
18/19 Contracted general activity (UDA)	25,500
Carry forward general activity (UDA)	784
18/19 Contracted orthodontic activity (UOA)	0
Carry forward orthodontic activity (UOA)	0
Baseline contract value	£632,811.83

ACCESS*

Patients seen in 24 months	Total	Change since previous quarter
Quarter ending March 2018	8,513	
Quarter ending June 2018	8,450	→
Quarter ending September 2018	8,351	↓
Quarter ending December 2018	8,308	→
Quarter ending March 2019	8,316	→
Variance since March 2018	(2.3%)	↓



ACTIVITY



Month	2018	2019
April	1,432	1,069
May	3,817	3,533
June	5,705	5,089
July	7,881	7,299
August	10,414	9,403
September	12,580	11,486
October	14,495	13,597
November	16,646	15,711
December	18,433	17,408
January	19,904	19,622
February	22,007	21,866
March	24,015	24,011
April	24,718	24,960
May	24,716	24,954
June	24,716	24,947

QUALITY

	Quantity	Base Number	Contract	AT	Region	England
% of FP17s for the same patient ID Re-attending within 3 months - Children	280	2,814	10.0%	9.9%	11.5%	11.8%
% of FP17s for the same patient ID Re-attending within 3 months - Adults	1,562	10,387	15.0%	13.3%	15.2%	15.7%
% of FP17s for the same patient ID Re-attending between 3 & 9 months - Children	1,908	2,814	67.8%	61.0%	60.2%	58.9%
% of FP17s for the same patient ID Re-attending between 3 & 9 months - Adults	6,325	10,387	60.9%	54.9%	51.8%	50.8%
% of FP17s for Band 1 Urgent Courses	1,046	13,013	8.0%	7.4%	8.1%	9.1%
% of FP17s Relating to Free Repair or Replacements	146	13,013	1.1%	0.9%	0.8%	0.8%
% of FP17s Relating to Continuations	57	13,013	0.4%	1.0%	0.9%	0.9%
% of Patients satisfied with the dentistry they have received	2	3	N/A	93.7%	92.7%	92.5%
% of Patients satisfied with the time they had to wait for an appointment	3	3	N/A	89.7%	87.4%	87.0%

* This is based on patients treated on this contract for their most recent course of treatment.

Figures in italics indicate the base number of FP17s or Patient Questionnaire responses are less than 100. N/A is shown where the base number of responses is less than 10 during the period. % is calculated as Quantity/Base number*100

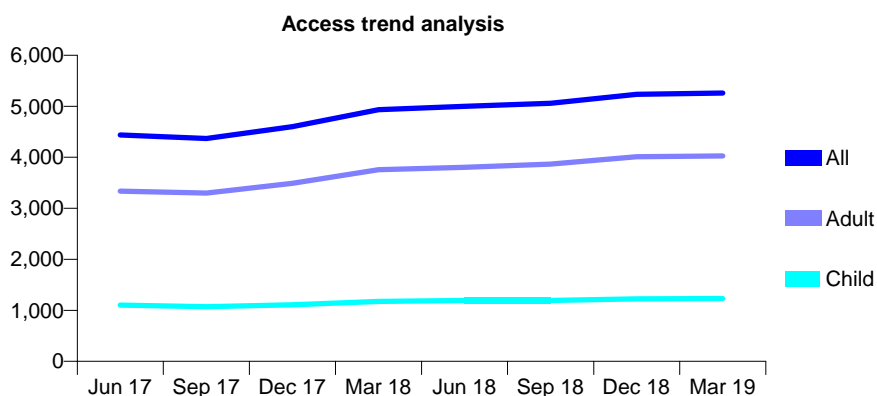
Q60 - Vital Signs At a Glance Contract Report for 682365/0010 - Year end March 2019

Name or company name	MR QM JAFFRI
Contract type name	GDS Contract
Purpose of contract	General
Contract start date	01/03/2011
Contract end date	

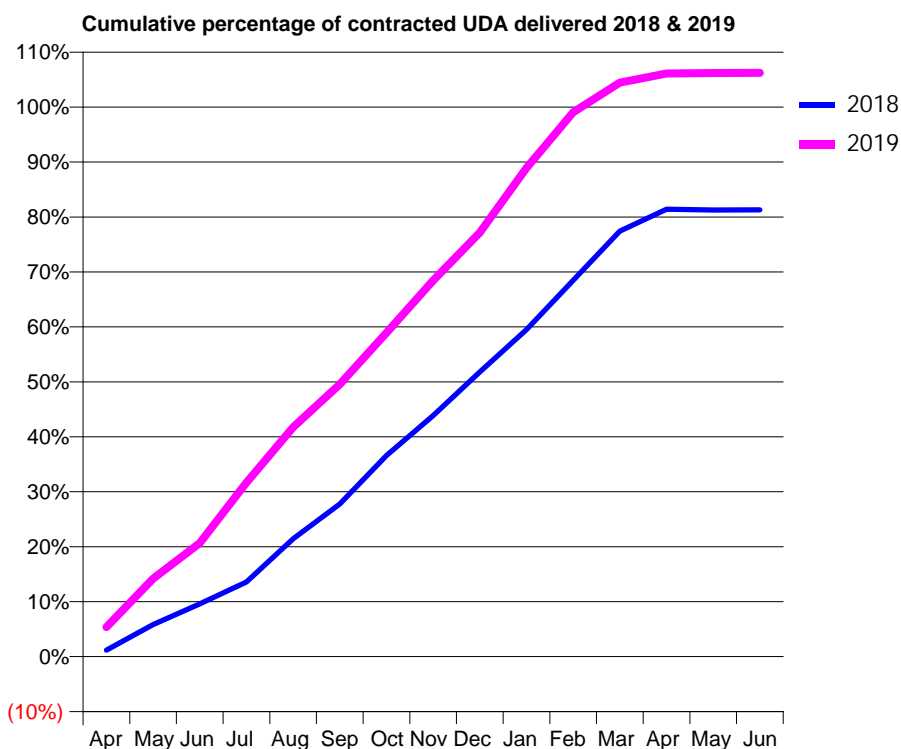
18/19 Contracted general activity (UDA)	15,480
Carry forward general activity (UDA)	0
18/19 Contracted orthodontic activity (UOA)	0
Carry forward orthodontic activity (UOA)	0
Baseline contract value	£424,267.51

ACCESS*

Patients seen in 24 months	Total	Change since previous quarter
Quarter ending March 2018	4,931	
Quarter ending June 2018	4,999	→
Quarter ending September 2018	5,058	→
Quarter ending December 2018	5,236	↑
Quarter ending March 2019	5,259	→
Variance since March 2018	6.7%	↑



ACTIVITY



Month	Adjusted Scheduled Activity (UDA)	
	2018	2019
April	181	832
May	905	2,198
June	1,487	3,199
July	2,104	4,903
August	3,320	6,465
September	4,298	7,671
October	5,663	9,124
November	6,793	10,594
December	8,018	11,943
January	9,212	13,767
February	10,603	15,337
March	11,987	16,166
April	12,603	16,427
May	12,580	16,437
June	12,588	16,446

QUALITY

	Quantity	Base Number	Contract	AT	Region	England
% of FP17s for the same patient ID Re-attending within 3 months - Children	189	1,987	9.5%	9.9%	11.5%	11.8%
% of FP17s for the same patient ID Re-attending within 3 months - Adults	841	5,929	14.2%	13.3%	15.2%	15.7%
% of FP17s for the same patient ID Re-attending between 3 & 9 months - Children	1,134	1,987	57.1%	61.0%	60.2%	58.9%
% of FP17s for the same patient ID Re-attending between 3 & 9 months - Adults	3,117	5,929	52.6%	54.9%	51.8%	50.8%
% of FP17s for Band 1 Urgent Courses	760	7,791	9.8%	7.4%	8.1%	9.1%
% of FP17s Relating to Free Repair or Replacements	76	7,791	1.0%	0.9%	0.8%	0.8%
% of FP17s Relating to Continuations	29	7,791	0.4%	1.0%	0.9%	0.9%
% of Patients satisfied with the dentistry they have received	7	7	N/A	93.7%	92.7%	92.5%
% of Patients satisfied with the time they had to wait for an appointment	6	7	N/A	89.7%	87.4%	87.0%

* This is based on patients treated on this contract for their most recent course of treatment. Figures in italics indicate the base number of FP17s or Patient Questionnaire responses are less than 100. N/A is shown where the base number of responses is less than 10 during the period. % is calculated as Quantity/Base number*100

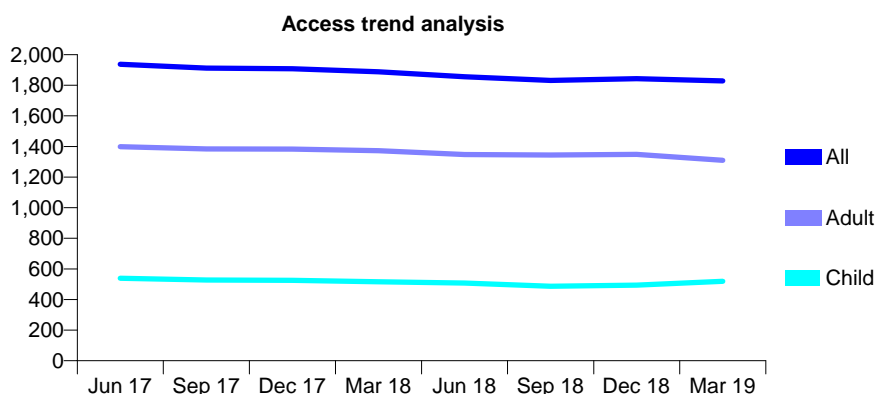
Q60 - Vital Signs At a Glance Contract Report for 690872/0001 - Year end March 2019

Name or company name	MR NS RAI
Contract type name	GDS Contract
Purpose of contract	General
Contract start date	04/09/2006
Contract end date	

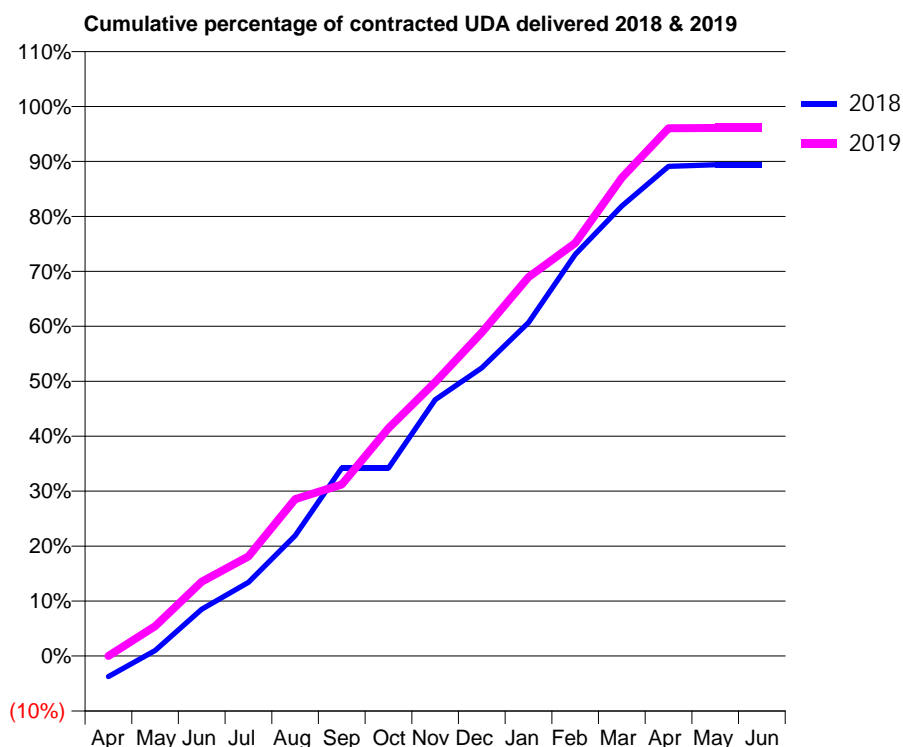
18/19 Contracted general activity (UDA)	7,200
Carry forward general activity (UDA)	0
18/19 Contracted orthodontic activity (UOA)	0
Carry forward orthodontic activity (UOA)	0
Baseline contract value	£180,527.09

ACCESS*

Patients seen in 24 months	Total	Change since previous quarter
Quarter ending March 2018	1,888	
Quarter ending June 2018	1,856	↓
Quarter ending September 2018	1,831	↓
Quarter ending December 2018	1,843	→
Quarter ending March 2019	1,829	→
Variance since March 2018	(3.1%)	↓



ACTIVITY



Month	Adjusted Scheduled Activity (UDA)	
	2018	2019
April	-272	0
May	73	391
June	614	974
July	965	1,305
August	1,578	2,055
September	2,463	2,245
October	2,463	2,986
November	3,359	3,587
December	3,774	4,239
January	4,369	4,965
February	5,262	5,410
March	5,895	6,266
April	6,414	6,915
May	6,436	6,918
June	6,436	6,918

QUALITY

	Quantity	Base Number	Contract	AT	Region	England
% of FP17s for the same patient ID Re-attending within 3 months - Children	98	887	11.0%	9.9%	11.5%	11.8%
% of FP17s for the same patient ID Re-attending within 3 months - Adults	212	1,693	12.5%	13.3%	15.2%	15.7%
% of FP17s for the same patient ID Re-attending between 3 & 9 months - Children	518	887	58.4%	61.0%	60.2%	58.9%
% of FP17s for the same patient ID Re-attending between 3 & 9 months - Adults	887	1,693	52.4%	54.9%	51.8%	50.8%
% of FP17s for Band 1 Urgent Courses	162	2,631	6.2%	7.4%	8.1%	9.1%
% of FP17s Relating to Free Repair or Replacements	19	2,631	0.7%	0.9%	0.8%	0.8%
% of FP17s Relating to Continuations	36	2,631	1.4%	1.0%	0.9%	0.9%
% of Patients satisfied with the dentistry they have received	0	0	N/A	93.7%	92.7%	92.5%
% of Patients satisfied with the time they had to wait for an appointment	0	0	N/A	89.7%	87.4%	87.0%

* This is based on patients treated on this contract for their most recent course of treatment. Figures in italics indicate the base number of FP17s or Patient Questionnaire responses are less than 100. N/A is shown where the base number of responses is less than 10 during the period. % is calculated as Quantity/Base number*100

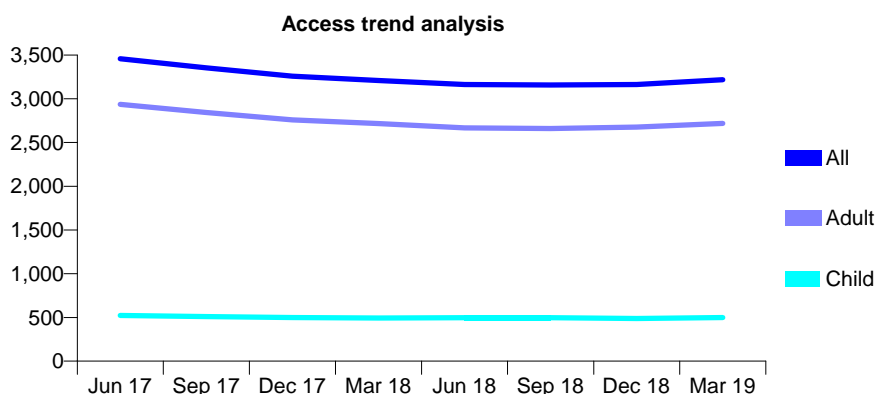
Q60 - Vital Signs At a Glance Contract Report for 713864/0001 - Year end March 2019

Name or company name	MR VK TOORAY
Contract type name	GDS Contract
Purpose of contract	General
Contract start date	01/06/2014
Contract end date	

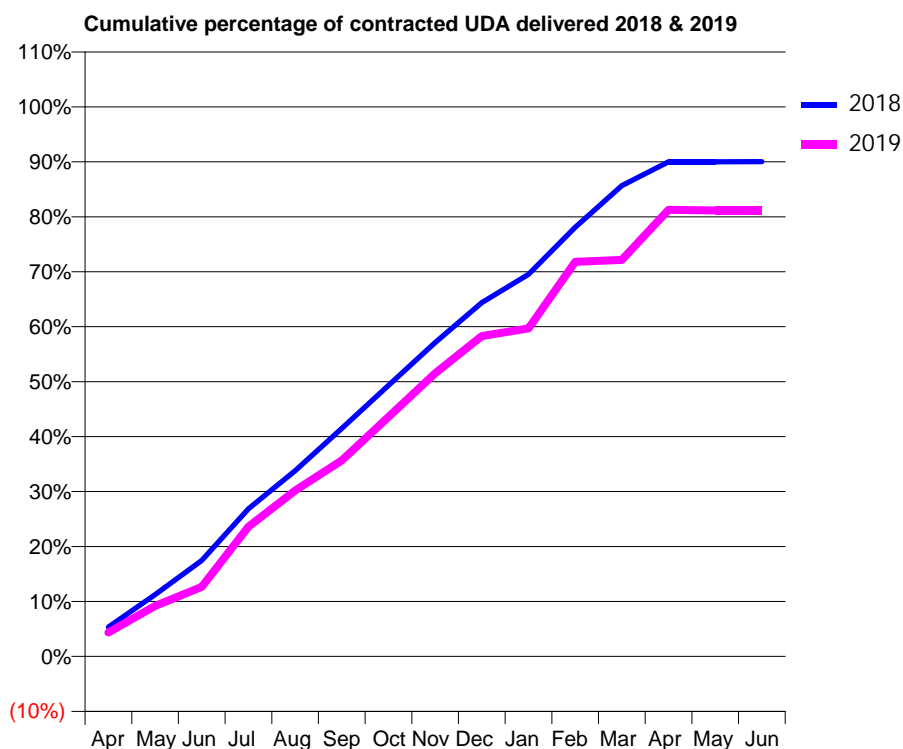
18/19 Contracted general activity (UDA)	12,058
Carry forward general activity (UDA)	0
18/19 Contracted orthodontic activity (UOA)	0
Carry forward orthodontic activity (UOA)	0
Baseline contract value	£231,111.15

ACCESS*

Patients seen in 24 months	Total	Change since previous quarter
Quarter ending March 2018	3,210	
Quarter ending June 2018	3,164	↓
Quarter ending September 2018	3,158	→
Quarter ending December 2018	3,164	→
Quarter ending March 2019	3,219	→
Variance since March 2018	0.3%	→



ACTIVITY



Month	Adjusted Scheduled Activity (UDA)	
	2018	2019
April	647	526
May	1,358	1,108
June	2,105	1,526
July	3,241	2,846
August	4,074	3,640
September	5,001	4,301
October	5,947	5,255
November	6,889	6,215
December	7,762	7,027
January	8,384	7,198
February	9,414	8,656
March	10,327	8,700
April	10,852	9,798
May	10,852	9,787
June	10,855	9,787

QUALITY

	Quantity	Base Number	Contract	AT	Region	England
% of FP17s for the same patient ID Re-attending within 3 months - Children	33	741	4.5%	9.9%	11.5%	11.8%
% of FP17s for the same patient ID Re-attending within 3 months - Adults	443	3,881	11.4%	13.3%	15.2%	15.7%
% of FP17s for the same patient ID Re-attending between 3 & 9 months - Children	498	741	67.2%	61.0%	60.2%	58.9%
% of FP17s for the same patient ID Re-attending between 3 & 9 months - Adults	2,533	3,881	65.3%	54.9%	51.8%	50.8%
% of FP17s for Band 1 Urgent Courses	424	4,979	8.5%	7.4%	8.1%	9.1%
% of FP17s Relating to Free Repair or Replacements	1	4,979	0.0%	0.9%	0.8%	0.8%
% of FP17s Relating to Continuations	30	4,979	0.6%	1.0%	0.9%	0.9%
% of Patients satisfied with the dentistry they have received	3	3	N/A	93.7%	92.7%	92.5%
% of Patients satisfied with the time they had to wait for an appointment	3	3	N/A	89.7%	87.4%	87.0%

* This is based on patients treated on this contract for their most recent course of treatment. Figures in italics indicate the base number of FP17s or Patient Questionnaire responses are less than 100. N/A is shown where the base number of responses is less than 10 during the period. % is calculated as Quantity/Base number*100

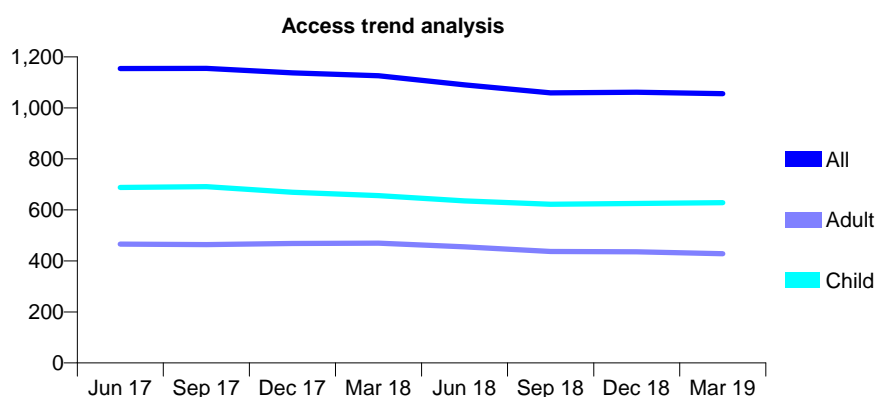
Q60 - Vital Signs At a Glance Contract Report for 725315/0001 - Year end March 2019

Name or company name	MR IK JARRETT
Contract type name	GDS Contract
Purpose of contract	General
Contract start date	01/04/2006
Contract end date	

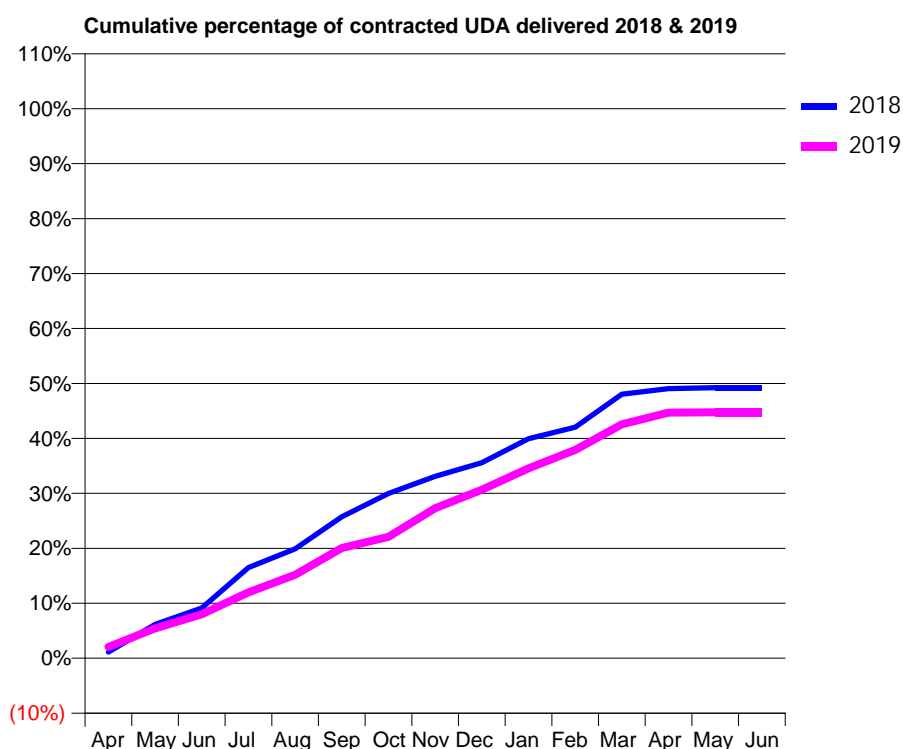
18/19 Contracted general activity (UDA)	4,451
Carry forward general activity (UDA)	0
18/19 Contracted orthodontic activity (UOA)	0
Carry forward orthodontic activity (UOA)	0
Baseline contract value	£96,482.13

ACCESS*

Patients seen in 24 months	Total	Change since previous quarter
Quarter ending March 2018	1,126	
Quarter ending June 2018	1,090	↓
Quarter ending September 2018	1,059	↓
Quarter ending December 2018	1,061	→
Quarter ending March 2019	1,056	→
Variance since March 2018	(6.2%)	↓



ACTIVITY



Adjusted Scheduled Activity (UDA)		
Month	2018	2019
April	50	91
May	274	243
June	407	356
July	734	533
August	886	677
September	1,146	893
October	1,334	983
November	1,473	1,216
December	1,584	1,365
January	1,779	1,538
February	1,871	1,686
March	2,138	1,895
April	2,184	1,989
May	2,191	1,992
June	2,191	1,992

QUALITY

	Quantity	Base Number	Contract	AT	Region	England
% of FP17s for the same patient ID Re-attending within 3 months - Children	33	859	3.8%	9.9%	11.5%	11.8%
% of FP17s for the same patient ID Re-attending within 3 months - Adults	32	434	7.4%	13.3%	15.2%	15.7%
% of FP17s for the same patient ID Re-attending between 3 & 9 months - Children	515	859	60.0%	61.0%	60.2%	58.9%
% of FP17s for the same patient ID Re-attending between 3 & 9 months - Adults	271	434	62.4%	54.9%	51.8%	50.8%
% of FP17s for Band 1 Urgent Courses	12	1,305	0.9%	7.4%	8.1%	9.1%
% of FP17s Relating to Free Repair or Replacements	0	1,305	0.0%	0.9%	0.8%	0.8%
% of FP17s Relating to Continuations	0	1,305	0.0%	1.0%	0.9%	0.9%
% of Patients satisfied with the dentistry they have received	0	0	N/A	93.7%	92.7%	92.5%
% of Patients satisfied with the time they had to wait for an appointment	0	0	N/A	89.7%	87.4%	87.0%

* This is based on patients treated on this contract for their most recent course of treatment.

Figures in italics indicate the base number of FP17s or Patient Questionnaire responses are less than 100. N/A is shown where the base number of responses is less than 10 during the period. % is calculated as Quantity/Base number*100

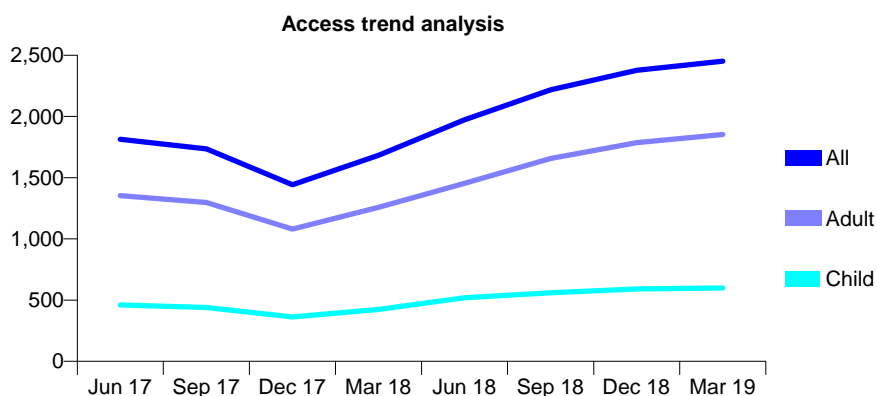
Q60 - Vital Signs At a Glance Contract Report for 725447/0001 - Year end March 2019

Name or company name	MR PJ MIDDLETON
Contract type name	GDS Contract
Purpose of contract	General
Contract start date	01/04/2006
Contract end date	

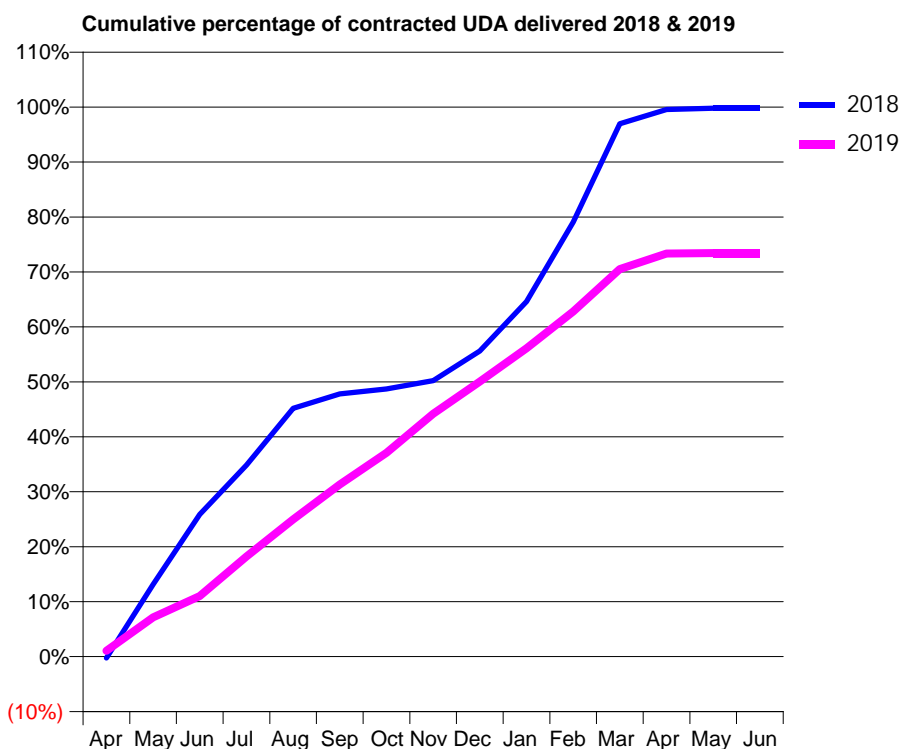
18/19 Contracted general activity (UDA)	10,956
Carry forward general activity (UDA)	9
18/19 Contracted orthodontic activity (UOA)	0
Carry forward orthodontic activity (UOA)	0
Baseline contract value	£279,655.25

ACCESS*

Patients seen in 24 months	Total	Change since previous quarter
Quarter ending March 2018	1,682	
Quarter ending June 2018	1,973	↑
Quarter ending September 2018	2,217	↑
Quarter ending December 2018	2,377	↑
Quarter ending March 2019	2,452	↑
Variance since March 2018	45.8%	↑



ACTIVITY



Month	Adjusted Scheduled Activity (UDA)	
	2018	2019
April	-11	118
May	519	784
June	1,023	1,208
July	1,379	1,997
August	1,787	2,737
September	1,891	3,432
October	1,927	4,064
November	1,987	4,842
December	2,200	5,483
January	2,556	6,145
February	3,128	6,879
March	3,836	7,724
April	3,938	8,037
May	3,947	8,044
June	3,947	8,046

QUALITY

	Quantity	Base Number	Contract	AT	Region	England
% of FP17s for the same patient ID Re-attending within 3 months - Children	87	960	9.1%	9.9%	11.5%	11.8%
% of FP17s for the same patient ID Re-attending within 3 months - Adults	546	2,897	18.8%	13.3%	15.2%	15.7%
% of FP17s for the same patient ID Re-attending between 3 & 9 months - Children	438	960	45.6%	61.0%	60.2%	58.9%
% of FP17s for the same patient ID Re-attending between 3 & 9 months - Adults	1,154	2,897	39.8%	54.9%	51.8%	50.8%
% of FP17s for Band 1 Urgent Courses	312	3,978	7.8%	7.4%	8.1%	9.1%
% of FP17s Relating to Free Repair or Replacements	20	3,978	0.5%	0.9%	0.8%	0.8%
% of FP17s Relating to Continuations	105	3,978	2.6%	1.0%	0.9%	0.9%
% of Patients satisfied with the dentistry they have received	1	1	N/A	93.7%	92.7%	92.5%
% of Patients satisfied with the time they had to wait for an appointment	1	1	N/A	89.7%	87.4%	87.0%

* This is based on patients treated on this contract for their most recent course of treatment. Figures in italics indicate the base number of FP17s or Patient Questionnaire responses are less than 100. N/A is shown where the base number of responses is less than 10 during the period. % is calculated as Quantity/Base number*100

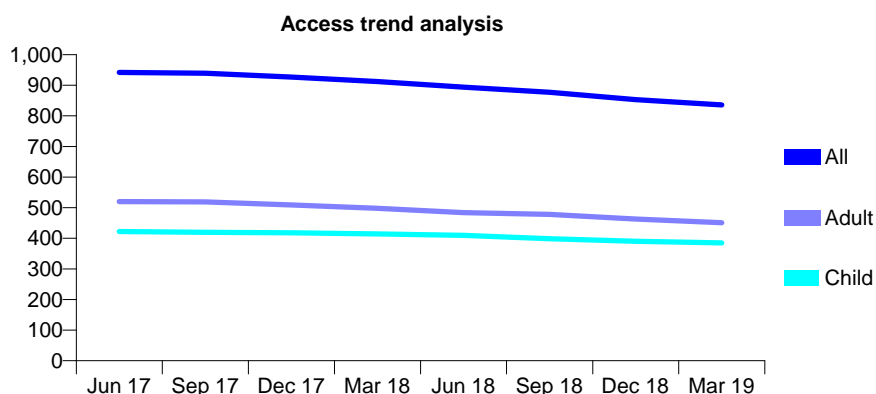
Q60 - Vital Signs At a Glance Contract Report for 732370/0001 - Year end March 2019

Name or company name	MR AE WOODCOCK
Contract type name	GDS Contract
Purpose of contract	General
Contract start date	01/04/2006
Contract end date	

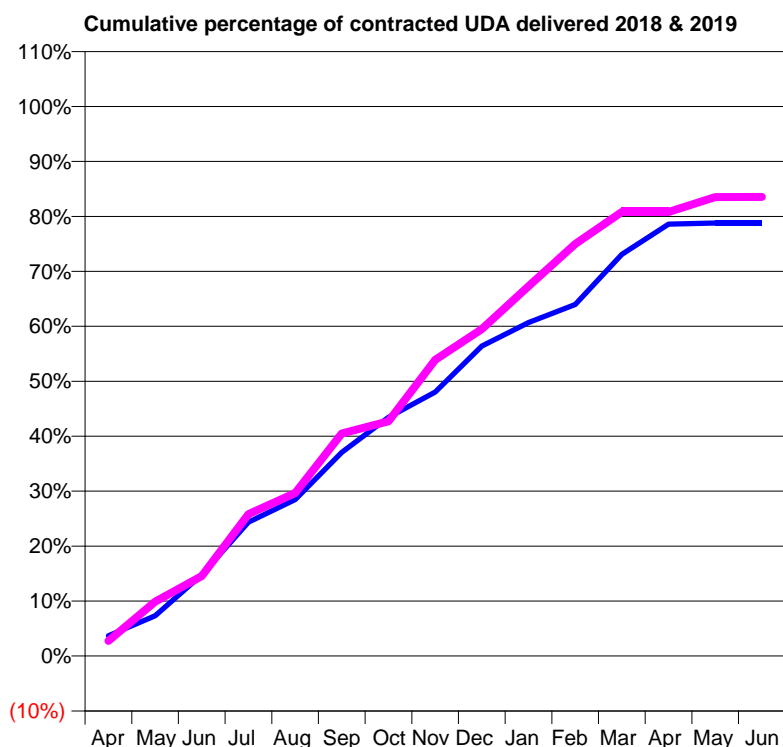
18/19 Contracted general activity (UDA)	2,220
Carry forward general activity (UDA)	0
18/19 Contracted orthodontic activity (UOA)	0
Carry forward orthodontic activity (UOA)	0
Baseline contract value	£61,059.86

ACCESS*

Patients seen in 24 months	Total	Change since previous quarter
Quarter ending March 2018	912	
Quarter ending June 2018	894	↓
Quarter ending September 2018	877	↓
Quarter ending December 2018	853	↓
Quarter ending March 2019	836	↓
Variance since March 2018	(8.3%)	↓



ACTIVITY



Month	Adjusted Scheduled Activity (UDA)	
	2018	2019
April	94	61
May	187	220
June	377	323
July	621	573
August	726	659
September	945	899
October	1,108	948
November	1,225	1,196
December	1,438	1,321
January	1,547	1,493
February	1,631	1,665
March	1,863	1,794
April	2,004	1,794
May	2,009	1,854
June	2,009	1,855

QUALITY

	Quantity	Base Number	Contract	AT	Region	England
% of FP17s for the same patient ID Re-attending within 3 months - Children	20	448	4.5%	9.9%	11.5%	11.8%
% of FP17s for the same patient ID Re-attending within 3 months - Adults	49	433	11.3%	13.3%	15.2%	15.7%
% of FP17s for the same patient ID Re-attending between 3 & 9 months - Children	87	448	19.4%	61.0%	60.2%	58.9%
% of FP17s for the same patient ID Re-attending between 3 & 9 months - Adults	138	433	31.9%	54.9%	51.8%	50.8%
% of FP17s for Band 1 Urgent Courses	29	832	3.5%	7.4%	8.1%	9.1%
% of FP17s Relating to Free Repair or Replacements	0	832	0.0%	0.9%	0.8%	0.8%
% of FP17s Relating to Continuations	19	832	2.3%	1.0%	0.9%	0.9%
% of Patients satisfied with the dentistry they have received	0	0	N/A	93.7%	92.7%	92.5%
% of Patients satisfied with the time they had to wait for an appointment	0	0	N/A	89.7%	87.4%	87.0%

* This is based on patients treated on this contract for their most recent course of treatment. Figures in italics indicate the base number of FP17s or Patient Questionnaire responses are less than 100. N/A is shown where the base number of responses is less than 10 during the period. % is calculated as Quantity/Base number*100

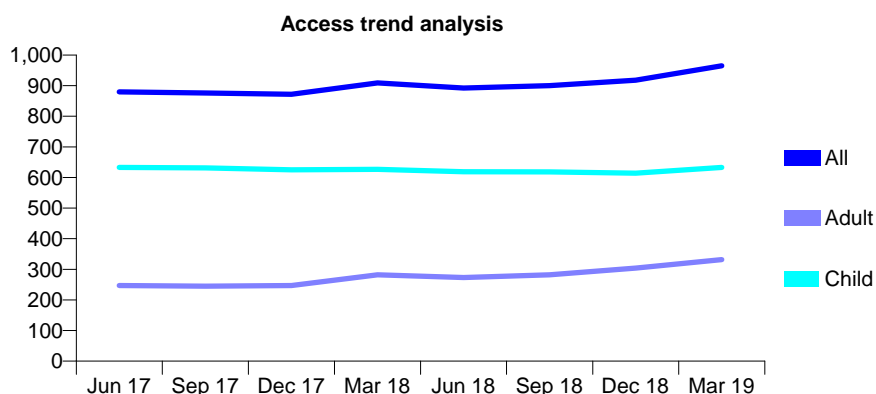
Q60 - Vital Signs At a Glance Contract Report for 739618/0001 - Year end March 2019

Name or company name	MR J LAMPARD
Contract type name	GDS Contract
Purpose of contract	General
Contract start date	01/04/2006
Contract end date	

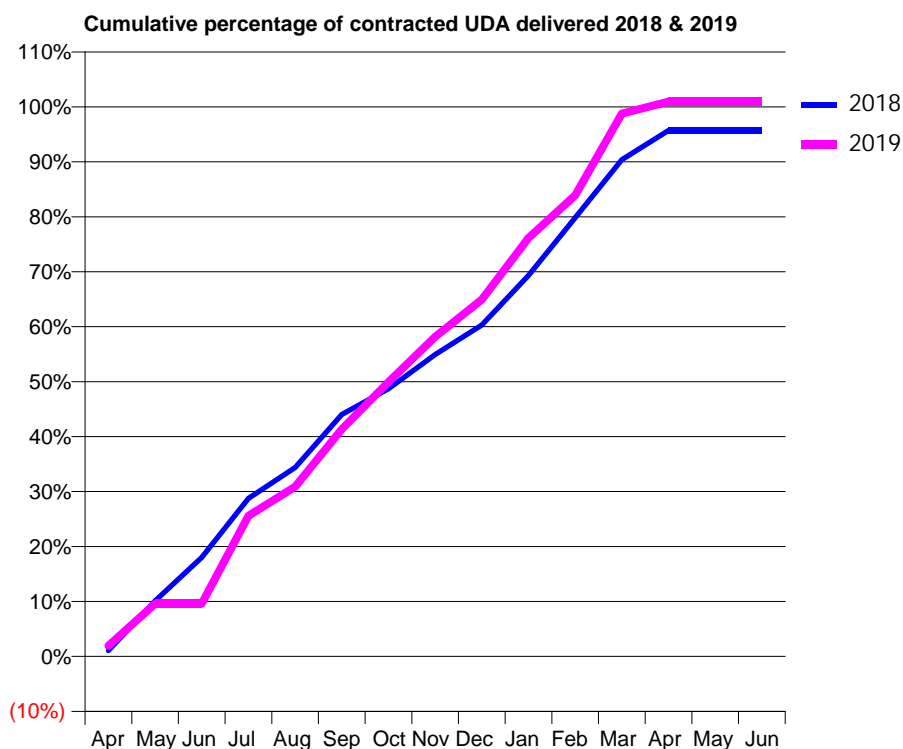
18/19 Contracted general activity (UDA)	1,850
Carry forward general activity (UDA)	0
18/19 Contracted orthodontic activity (UOA)	38
Carry forward orthodontic activity (UOA)	0
Baseline contract value	£50,919.98

ACCESS*

Patients seen in 24 months	Total	Change since previous quarter
Quarter ending March 2018	909	
Quarter ending June 2018	892	↓
Quarter ending September 2018	900	→
Quarter ending December 2018	918	↑
Quarter ending March 2019	965	↑
Variance since March 2018	6.2%	↑



ACTIVITY



Month	Adjusted Scheduled Activity (UDA)	
	2018	2019
April	20	36
May	188	178
June	333	178
July	532	474
August	636	571
September	815	765
October	901	924
November	1,016	1,076
December	1,115	1,201
January	1,282	1,408
February	1,477	1,552
March	1,672	1,827
April	1,770	1,867
May	1,770	1,867
June	1,770	1,867

QUALITY

	Quantity	Base Number	Contract	AT	Region	England
% of FP17s for the same patient ID Re-attending within 3 months - Children	49	1,110	4.4%	9.9%	11.5%	11.8%
% of FP17s for the same patient ID Re-attending within 3 months - Adults	16	336	4.8%	13.3%	15.2%	15.7%
% of FP17s for the same patient ID Re-attending between 3 & 9 months - Children	834	1,110	75.1%	61.0%	60.2%	58.9%
% of FP17s for the same patient ID Re-attending between 3 & 9 months - Adults	168	336	50.0%	54.9%	51.8%	50.8%
% of FP17s for Band 1 Urgent Courses	47	1,397	3.4%	7.4%	8.1%	9.1%
% of FP17s Relating to Free Repair or Replacements	1	1,397	0.1%	0.9%	0.8%	0.8%
% of FP17s Relating to Continuations	0	1,397	0.0%	1.0%	0.9%	0.9%
% of Patients satisfied with the dentistry they have received	1	1	N/A	93.7%	92.7%	92.5%
% of Patients satisfied with the time they had to wait for an appointment	1	1	N/A	89.7%	87.4%	87.0%

* This is based on patients treated on this contract for their most recent course of treatment. Figures in italics indicate the base number of FP17s or Patient Questionnaire responses are less than 100. N/A is shown where the base number of responses is less than 10 during the period. % is calculated as Quantity/Base number*100

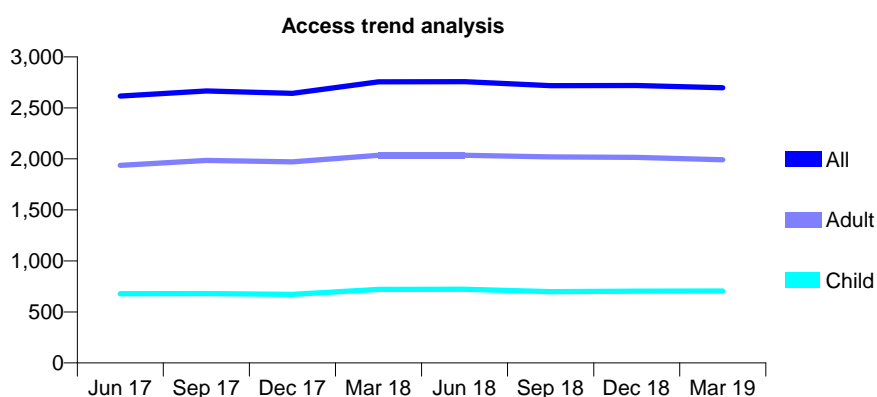
Q60 - Vital Signs At a Glance Contract Report for 740993/0001 - Year end March 2019

Name or company name	MR JC WONG
Contract type name	GDS Contract
Purpose of contract	General
Contract start date	01/04/2006
Contract end date	

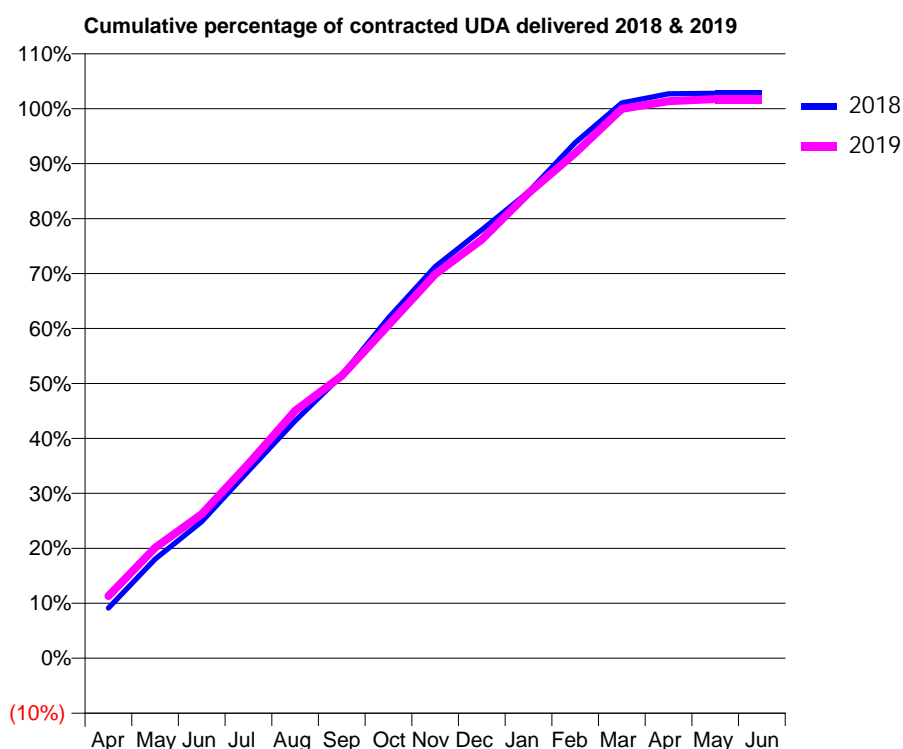
18/19 Contracted general activity (UDA)	8,120
Carry forward general activity (UDA)	-162
18/19 Contracted orthodontic activity (UOA)	0
Carry forward orthodontic activity (UOA)	0
Baseline contract value	£238,822.31

ACCESS*

Patients seen in 24 months	Total	Change since previous quarter
Quarter ending March 2018	2,755	
Quarter ending June 2018	2,758	→
Quarter ending September 2018	2,718	↓
Quarter ending December 2018	2,719	→
Quarter ending March 2019	2,697	→
Variance since March 2018	(2.1%)	↓



ACTIVITY



Month	Adjusted Scheduled Activity (UDA)	
	2018	2019
April	742	919
May	1,466	1,633
June	2,018	2,130
July	2,768	2,872
August	3,509	3,657
September	4,180	4,172
October	5,028	4,923
November	5,787	5,675
December	6,329	6,185
January	6,889	6,871
February	7,617	7,466
March	8,204	8,118
April	8,341	8,229
May	8,346	8,262
June	8,346	8,262

QUALITY

	Quantity	Base Number	Contract	AT	Region	England
% of FP17s for the same patient ID Re-attending within 3 months - Children	53	1,204	4.4%	9.9%	11.5%	11.8%
% of FP17s for the same patient ID Re-attending within 3 months - Adults	391	3,456	11.3%	13.3%	15.2%	15.7%
% of FP17s for the same patient ID Re-attending between 3 & 9 months - Children	795	1,204	66.0%	61.0%	60.2%	58.9%
% of FP17s for the same patient ID Re-attending between 3 & 9 months - Adults	2,240	3,456	64.8%	54.9%	51.8%	50.8%
% of FP17s for Band 1 Urgent Courses	411	4,620	8.9%	7.4%	8.1%	9.1%
% of FP17s Relating to Free Repair or Replacements	25	4,620	0.5%	0.9%	0.8%	0.8%
% of FP17s Relating to Continuations	46	4,620	1.0%	1.0%	0.9%	0.9%
% of Patients satisfied with the dentistry they have received	6	6	N/A	93.7%	92.7%	92.5%
% of Patients satisfied with the time they had to wait for an appointment	6	6	N/A	89.7%	87.4%	87.0%

* This is based on patients treated on this contract for their most recent course of treatment. Figures in italics indicate the base number of FP17s or Patient Questionnaire responses are less than 100. N/A is shown where the base number of responses is less than 10 during the period. % is calculated as Quantity/Base number*100

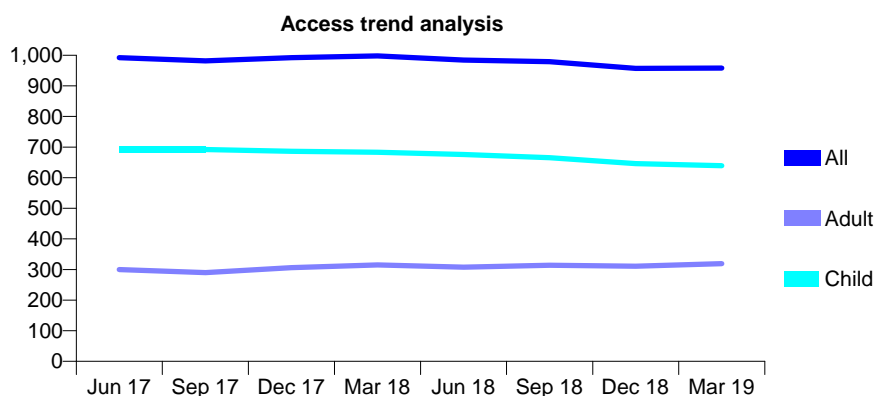
Q60 - Vital Signs At a Glance Contract Report for 741361/0001 - Year end March 2019

Name or company name	MISS SM BATHO
Contract type name	GDS Contract
Purpose of contract	General
Contract start date	01/04/2006
Contract end date	

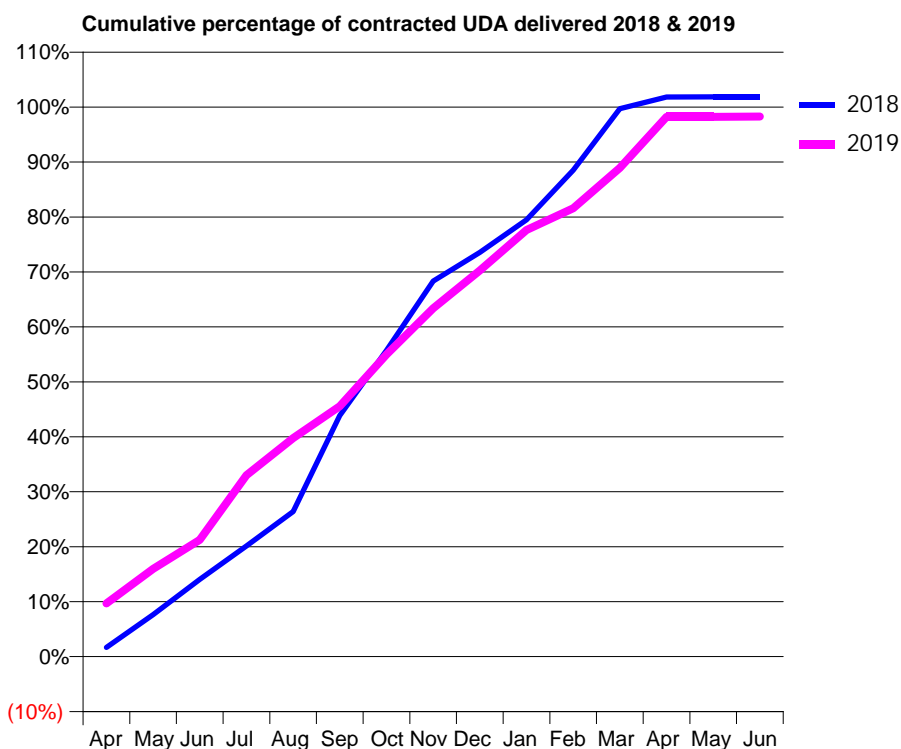
18/19 Contracted general activity (UDA)	2,100
Carry forward general activity (UDA)	-39
18/19 Contracted orthodontic activity (UOA)	0
Carry forward orthodontic activity (UOA)	0
Baseline contract value	£48,001.09

ACCESS*

Patients seen in 24 months	Total	Change since previous quarter
Quarter ending March 2018	998	
Quarter ending June 2018	984	↓
Quarter ending September 2018	979	→
Quarter ending December 2018	957	↓
Quarter ending March 2019	958	→
Variance since March 2018	(4.0%)	↓



ACTIVITY



Month	Adjusted Scheduled Activity (UDA)	
	2018	2019
April	35	203
May	161	335
June	295	446
July	423	693
August	555	835
September	921	957
October	1,170	1,155
November	1,435	1,331
December	1,544	1,476
January	1,669	1,630
February	1,859	1,714
March	2,094	1,867
April	2,138	2,063
May	2,139	2,063
June	2,139	2,064

QUALITY

	Quantity	Base Number	Contract	AT	Region	England
% of FP17s for the same patient ID Re-attending within 3 months - Children	46	885	5.2%	9.9%	11.5%	11.8%
% of FP17s for the same patient ID Re-attending within 3 months - Adults	62	377	16.4%	13.3%	15.2%	15.7%
% of FP17s for the same patient ID Re-attending between 3 & 9 months - Children	520	885	58.8%	61.0%	60.2%	58.9%
% of FP17s for the same patient ID Re-attending between 3 & 9 months - Adults	202	377	53.6%	54.9%	51.8%	50.8%
% of FP17s for Band 1 Urgent Courses	70	1,335	5.2%	7.4%	8.1%	9.1%
% of FP17s Relating to Free Repair or Replacements	0	1,335	0.0%	0.9%	0.8%	0.8%
% of FP17s Relating to Continuations	0	1,335	0.0%	1.0%	0.9%	0.9%
% of Patients satisfied with the dentistry they have received	0	0	N/A	93.7%	92.7%	92.5%
% of Patients satisfied with the time they had to wait for an appointment	0	0	N/A	89.7%	87.4%	87.0%

* This is based on patients treated on this contract for their most recent course of treatment. Figures in italics indicate the base number of FP17s or Patient Questionnaire responses are less than 100. N/A is shown where the base number of responses is less than 10 during the period. % is calculated as Quantity/Base number*100

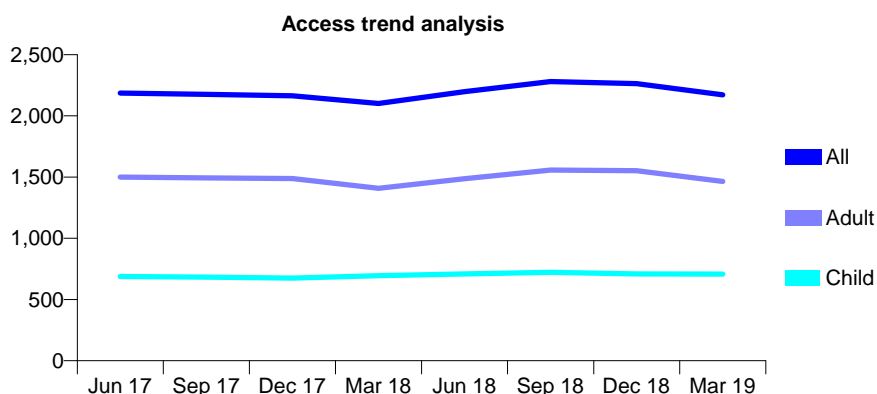
Q60 - Vital Signs At a Glance Contract Report for 741396/0001 - Year end March 2019

Name or company name	MR D CHILCOTT
Contract type name	GDS Contract
Purpose of contract	General
Contract start date	01/04/2006
Contract end date	

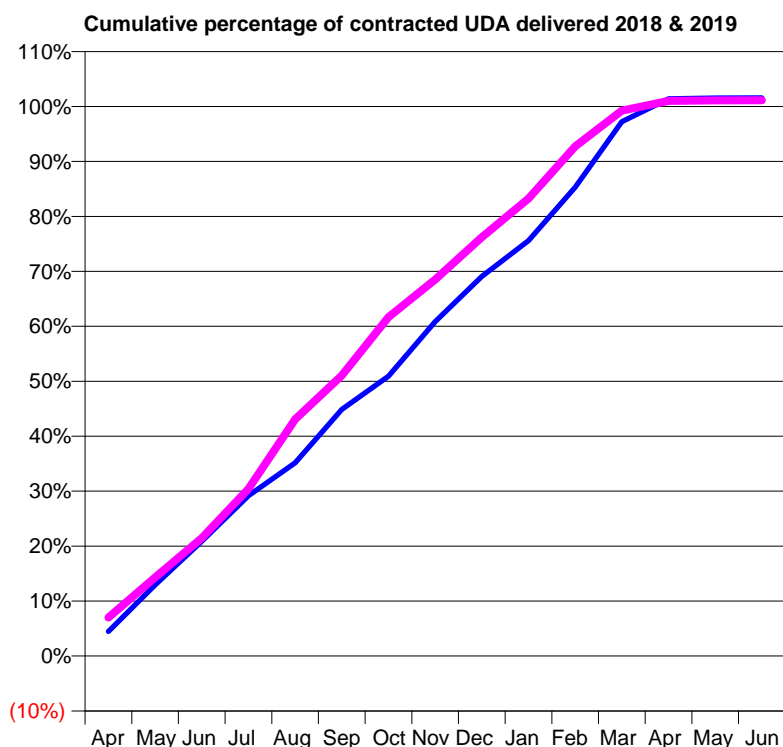
18/19 Contracted general activity (UDA)	6,679
Carry forward general activity (UDA)	-89
18/19 Contracted orthodontic activity (UOA)	0
Carry forward orthodontic activity (UOA)	0
Baseline contract value	£177,239.31

ACCESS*

Patients seen in 24 months	Total	Change since previous quarter
Quarter ending March 2018	2,102	
Quarter ending June 2018	2,198	↑
Quarter ending September 2018	2,280	↑
Quarter ending December 2018	2,263	→
Quarter ending March 2019	2,172	↓
Variance since March 2018	3.3%	↑



ACTIVITY



Month	Adjusted Scheduled Activity (UDA)	
	2018	2019
April	254	467
May	736	956
June	1,186	1,433
July	1,657	2,032
August	1,998	2,878
September	2,548	3,410
October	2,892	4,120
November	3,456	4,576
December	3,923	5,091
January	4,292	5,560
February	4,845	6,193
March	5,522	6,628
April	5,759	6,747
May	5,767	6,752
June	5,768	6,755

QUALITY

	Quantity	Base Number	Contract	AT	Region	England
% of FP17s for the same patient ID Re-attending within 3 months - Children	88	1,275	6.9%	9.9%	11.5%	11.8%
% of FP17s for the same patient ID Re-attending within 3 months - Adults	286	2,360	12.1%	13.3%	15.2%	15.7%
% of FP17s for the same patient ID Re-attending between 3 & 9 months - Children	873	1,275	68.5%	61.0%	60.2%	58.9%
% of FP17s for the same patient ID Re-attending between 3 & 9 months - Adults	1,442	2,360	61.1%	54.9%	51.8%	50.8%
% of FP17s for Band 1 Urgent Courses	38	3,600	1.1%	7.4%	8.1%	9.1%
% of FP17s Relating to Free Repair or Replacements	31	3,600	0.9%	0.9%	0.8%	0.8%
% of FP17s Relating to Continuations	43	3,600	1.2%	1.0%	0.9%	0.9%
% of Patients satisfied with the dentistry they have received	5	5	N/A	93.7%	92.7%	92.5%
% of Patients satisfied with the time they had to wait for an appointment	5	5	N/A	89.7%	87.4%	87.0%

* This is based on patients treated on this contract for their most recent course of treatment. Figures in italics indicate the base number of FP17s or Patient Questionnaire responses are less than 100. N/A is shown where the base number of responses is less than 10 during the period. % is calculated as Quantity/Base number*100

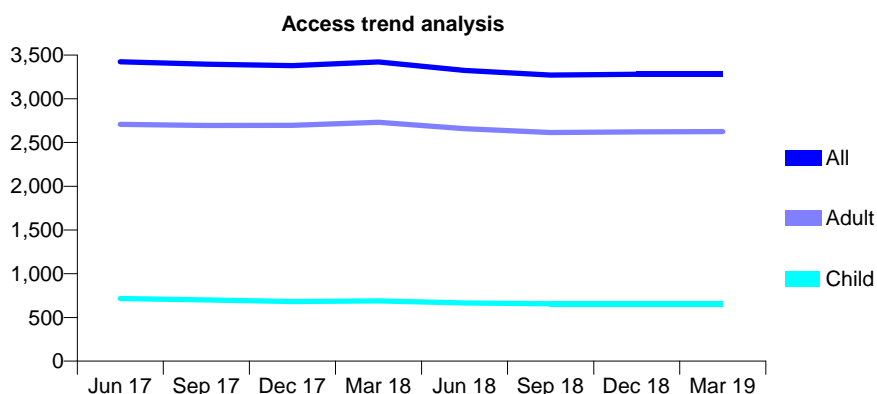
Q60 - Vital Signs At a Glance Contract Report for 745804/0001 - Year end March 2019

Name or company name	MR YM TSO
Contract type name	GDS Contract
Purpose of contract	General
Contract start date	01/04/2006
Contract end date	

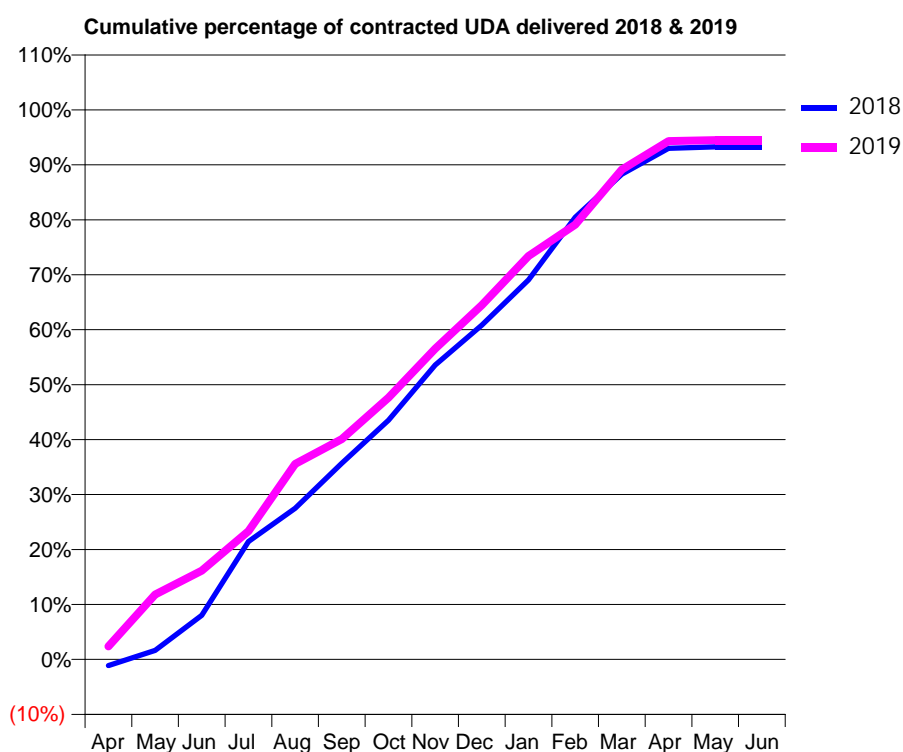
18/19 Contracted general activity (UDA)	8,200
Carry forward general activity (UDA)	0
18/19 Contracted orthodontic activity (UOA)	0
Carry forward orthodontic activity (UOA)	0
Baseline contract value	£243,125.42

ACCESS*

Patients seen in 24 months	Total	Change since previous quarter
Quarter ending March 2018	3,421	
Quarter ending June 2018	3,324	↓
Quarter ending September 2018	3,270	↓
Quarter ending December 2018	3,279	→
Quarter ending March 2019	3,281	→
Variance since March 2018	(4.1%)	↓



ACTIVITY



Month	Adjusted Scheduled Activity (UDA)	
	2018	2019
April	-95	194
May	134	969
June	657	1,325
July	1,758	1,916
August	2,256	2,917
September	2,926	3,289
October	3,570	3,905
November	4,393	4,636
December	4,987	5,287
January	5,663	6,019
February	6,597	6,487
March	7,241	7,309
April	7,627	7,735
May	7,648	7,748
June	7,648	7,748

QUALITY

	Quantity	Base Number	Contract	AT	Region	England
% of FP17s for the same patient ID Re-attending within 3 months - Children	29	760	3.8%	9.9%	11.5%	11.8%
% of FP17s for the same patient ID Re-attending within 3 months - Adults	283	2,803	10.1%	13.3%	15.2%	15.7%
% of FP17s for the same patient ID Re-attending between 3 & 9 months - Children	220	760	28.9%	61.0%	60.2%	58.9%
% of FP17s for the same patient ID Re-attending between 3 & 9 months - Adults	713	2,803	25.4%	54.9%	51.8%	50.8%
% of FP17s for Band 1 Urgent Courses	358	3,545	10.1%	7.4%	8.1%	9.1%
% of FP17s Relating to Free Repair or Replacements	11	3,545	0.3%	0.9%	0.8%	0.8%
% of FP17s Relating to Continuations	29	3,545	0.8%	1.0%	0.9%	0.9%
% of Patients satisfied with the dentistry they have received	0	0	N/A	93.7%	92.7%	92.5%
% of Patients satisfied with the time they had to wait for an appointment	0	0	N/A	89.7%	87.4%	87.0%

* This is based on patients treated on this contract for their most recent course of treatment. Figures in italics indicate the base number of FP17s or Patient Questionnaire responses are less than 100. N/A is shown where the base number of responses is less than 10 during the period. % is calculated as Quantity/Base number*100

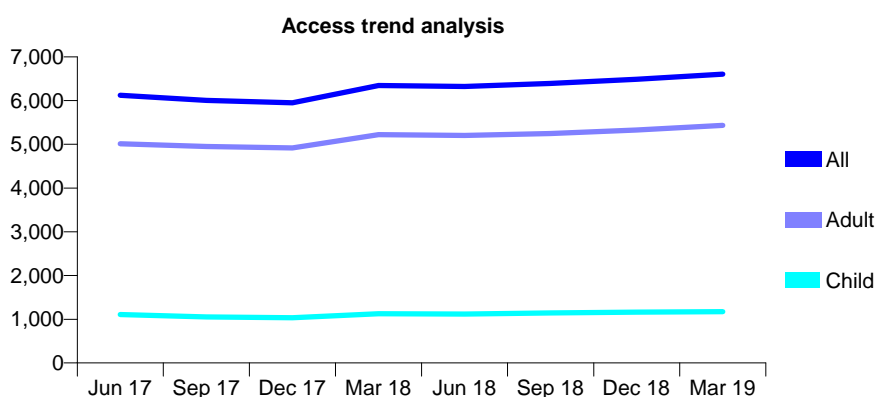
Q60 - Vital Signs At a Glance Contract Report for 749559/0001 - Year end March 2019

Name or company name	MR JC PREECE
Contract type name	GDS Contract
Purpose of contract	General
Contract start date	01/04/2006
Contract end date	

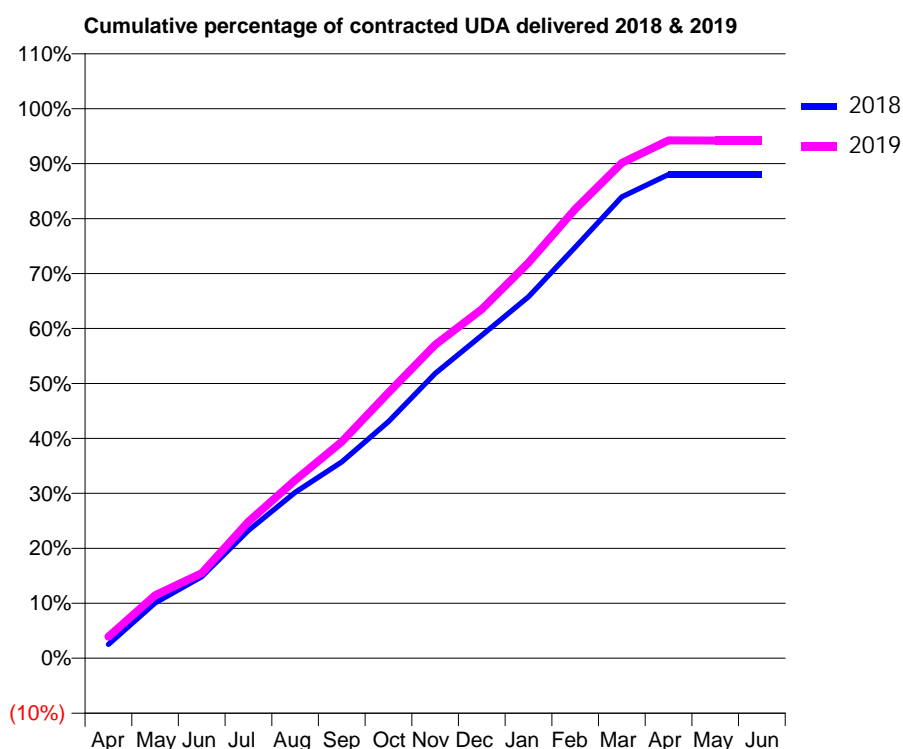
18/19 Contracted general activity (UDA)	19,778
Carry forward general activity (UDA)	0
18/19 Contracted orthodontic activity (UOA)	0
Carry forward orthodontic activity (UOA)	0
Baseline contract value	£576,981.30

ACCESS*

Patients seen in 24 months	Total	Change since previous quarter
Quarter ending March 2018	6,345	
Quarter ending June 2018	6,322	→
Quarter ending September 2018	6,393	→
Quarter ending December 2018	6,487	→
Quarter ending March 2019	6,606	→
Variance since March 2018	4.1%	↑



ACTIVITY



Month	Adjusted Scheduled Activity (UDA)	
	2018	2019
April	500	777
May	1,990	2,269
June	2,933	3,062
July	4,598	4,919
August	5,966	6,410
September	7,066	7,793
October	8,518	9,559
November	10,250	11,282
December	11,620	12,556
January	13,009	14,235
February	14,792	16,167
March	16,606	17,825
April	17,412	18,636
May	17,410	18,629
June	17,410	18,629

QUALITY

	Quantity	Base Number	Contract	AT	Region	England
% of FP17s for the same patient ID Re-attending within 3 months - Children	83	1,906	4.4%	9.9%	11.5%	11.8%
% of FP17s for the same patient ID Re-attending within 3 months - Adults	1,041	8,937	11.6%	13.3%	15.2%	15.7%
% of FP17s for the same patient ID Re-attending between 3 & 9 months - Children	1,257	1,906	65.9%	61.0%	60.2%	58.9%
% of FP17s for the same patient ID Re-attending between 3 & 9 months - Adults	6,099	8,937	68.2%	54.9%	51.8%	50.8%
% of FP17s for Band 1 Urgent Courses	675	10,828	6.2%	7.4%	8.1%	9.1%
% of FP17s Relating to Free Repair or Replacements	90	10,828	0.8%	0.9%	0.8%	0.8%
% of FP17s Relating to Continuations	85	10,828	0.8%	1.0%	0.9%	0.9%
% of Patients satisfied with the dentistry they have received	3	3	N/A	93.7%	92.7%	92.5%
% of Patients satisfied with the time they had to wait for an appointment	3	3	N/A	89.7%	87.4%	87.0%

* This is based on patients treated on this contract for their most recent course of treatment.

Figures in italics indicate the base number of FP17s or Patient Questionnaire responses are less than 100. N/A is shown where the base number of responses is less than 10 during the period. % is calculated as Quantity/Base number*100

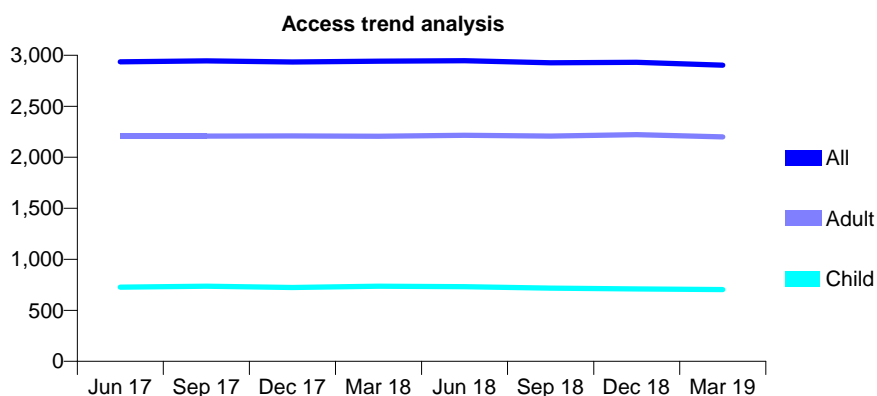
Q60 - Vital Signs At a Glance Contract Report for 755362/0001 - Year end March 2019

Name or company name	MR KS HUGHES
Contract type name	GDS Contract
Purpose of contract	General
Contract start date	01/04/2006
Contract end date	

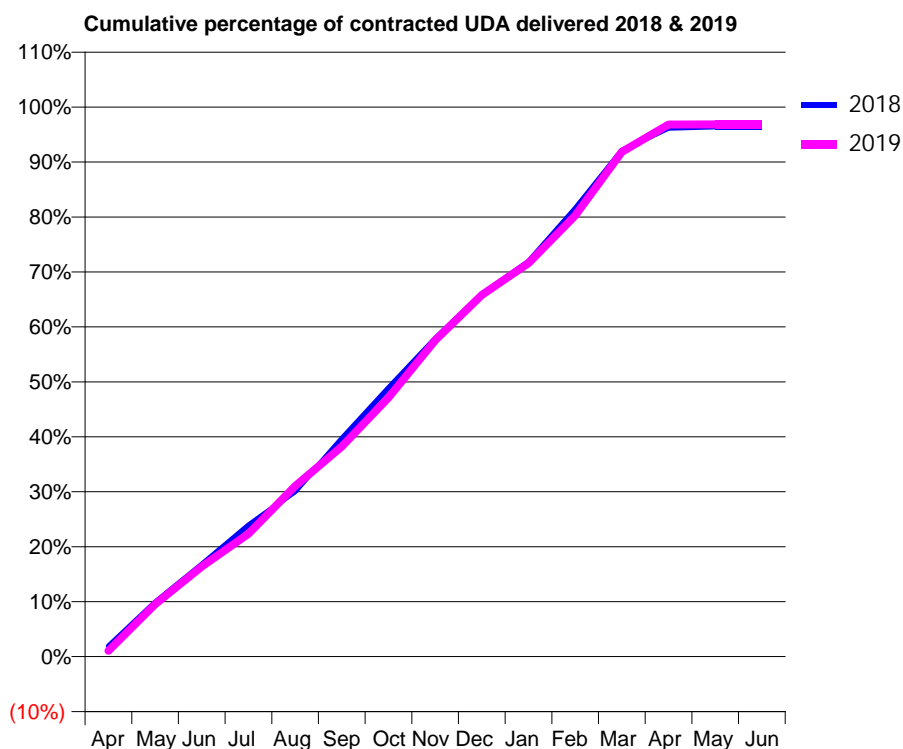
18/19 Contracted general activity (UDA)	9,315
Carry forward general activity (UDA)	335
18/19 Contracted orthodontic activity (UOA)	0
Carry forward orthodontic activity (UOA)	0
Baseline contract value	£255,170.49

ACCESS*

Patients seen in 24 months	Total	Change since previous quarter
Quarter ending March 2018	2,942	
Quarter ending June 2018	2,947	→
Quarter ending September 2018	2,926	→
Quarter ending December 2018	2,931	→
Quarter ending March 2019	2,903	→
Variance since March 2018	(1.3%)	↓



ACTIVITY



Month	Adjusted Scheduled Activity (UDA)	
	2018	2019
April	178	101
May	923	890
June	1,563	1,527
July	2,229	2,084
August	2,798	2,891
September	3,696	3,562
October	4,556	4,390
November	5,394	5,360
December	6,140	6,130
January	6,699	6,669
February	7,596	7,476
March	8,581	8,554
April	8,960	9,019
May	8,980	9,020
June	8,980	9,020

QUALITY

	Quantity	Base Number	Contract	AT	Region	England
% of FP17s for the same patient ID Re-attending within 3 months - Children	91	1,276	7.1%	9.9%	11.5%	11.8%
% of FP17s for the same patient ID Re-attending within 3 months - Adults	492	3,562	13.8%	13.3%	15.2%	15.7%
% of FP17s for the same patient ID Re-attending between 3 & 9 months - Children	961	1,276	75.3%	61.0%	60.2%	58.9%
% of FP17s for the same patient ID Re-attending between 3 & 9 months - Adults	2,194	3,562	61.6%	54.9%	51.8%	50.8%
% of FP17s for Band 1 Urgent Courses	331	4,811	6.9%	7.4%	8.1%	9.1%
% of FP17s Relating to Free Repair or Replacements	58	4,811	1.2%	0.9%	0.8%	0.8%
% of FP17s Relating to Continuations	54	4,811	1.1%	1.0%	0.9%	0.9%
% of Patients satisfied with the dentistry they have received	6	7	N/A	93.7%	92.7%	92.5%
% of Patients satisfied with the time they had to wait for an appointment	5	7	N/A	89.7%	87.4%	87.0%

* This is based on patients treated on this contract for their most recent course of treatment. Figures in italics indicate the base number of FP17s or Patient Questionnaire responses are less than 100. N/A is shown where the base number of responses is less than 10 during the period. % is calculated as Quantity/Base number*100

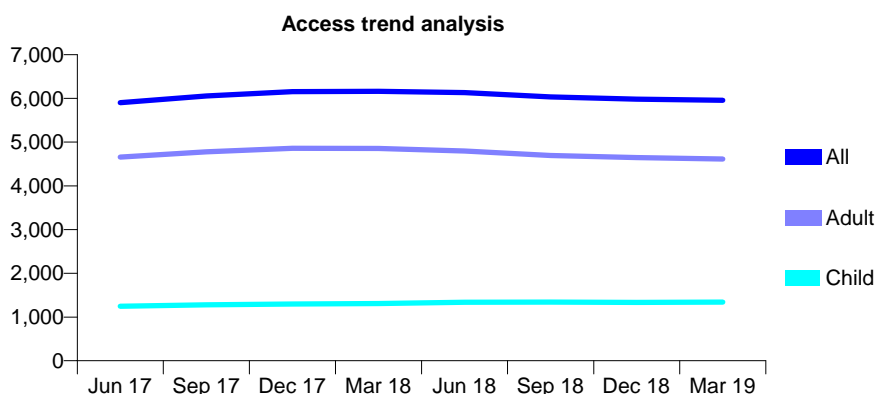
Q60 - Vital Signs At a Glance Contract Report for 762571/0001 - Year end March 2019

Name or company name	Cleobury Dental Practice Partnership
Contract type name	GDS Contract
Purpose of contract	General
Contract start date	01/12/2011
Contract end date	

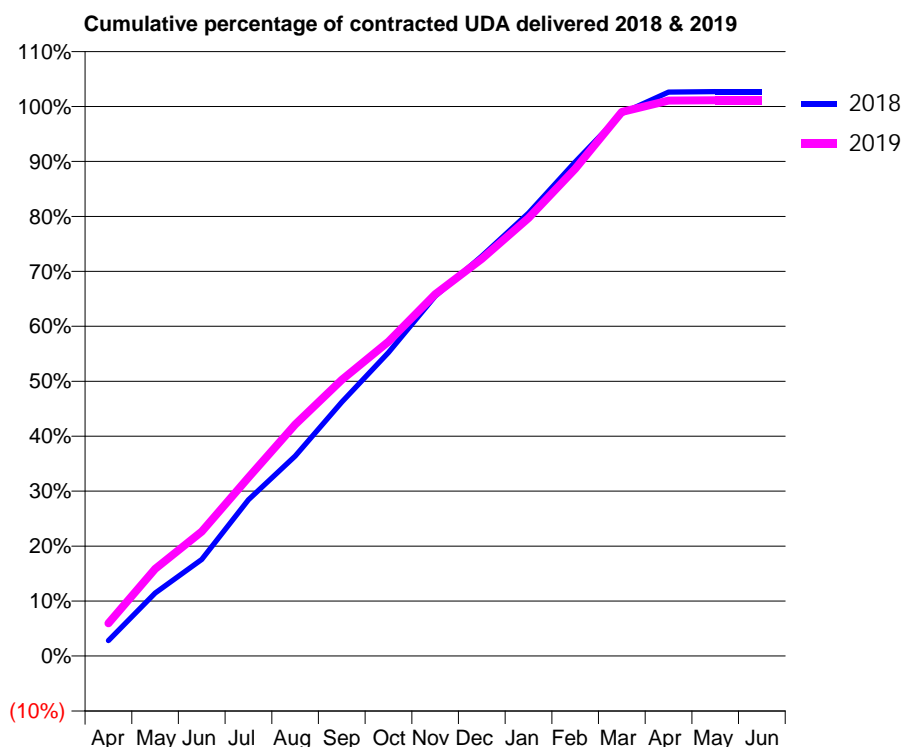
18/19 Contracted general activity (UDA)	15,000
Carry forward general activity (UDA)	-300
18/19 Contracted orthodontic activity (UOA)	0
Carry forward orthodontic activity (UOA)	0
Baseline contract value	£397,891.48

ACCESS*

Patients seen in 24 months	Total	Change since previous quarter
Quarter ending March 2018	6,162	
Quarter ending June 2018	6,132	→
Quarter ending September 2018	6,034	↓
Quarter ending December 2018	5,983	→
Quarter ending March 2019	5,954	→
Variance since March 2018	(3.4%)	↓



ACTIVITY



Month	Adjusted Scheduled Activity (UDA)	
	2018	2019
April	422	894
May	1,721	2,378
June	2,637	3,397
July	4,264	4,874
August	5,458	6,321
September	6,928	7,535
October	8,284	8,581
November	9,823	9,872
December	10,913	10,841
January	12,090	11,952
February	13,488	13,301
March	14,810	14,850
April	15,392	15,158
May	15,401	15,169
June	15,402	15,170

QUALITY

	Quantity	Base Number	Contract	AT	Region	England
% of FP17s for the same patient ID Re-attending within 3 months - Children	136	2,168	6.3%	9.9%	11.5%	11.8%
% of FP17s for the same patient ID Re-attending within 3 months - Adults	717	7,024	10.2%	13.3%	15.2%	15.7%
% of FP17s for the same patient ID Re-attending between 3 & 9 months - Children	1,430	2,168	66.0%	61.0%	60.2%	58.9%
% of FP17s for the same patient ID Re-attending between 3 & 9 months - Adults	4,497	7,024	64.0%	54.9%	51.8%	50.8%
% of FP17s for Band 1 Urgent Courses	426	8,243	5.2%	7.4%	8.1%	9.1%
% of FP17s Relating to Free Repair or Replacements	68	8,243	0.8%	0.9%	0.8%	0.8%
% of FP17s Relating to Continuations	51	8,243	0.6%	1.0%	0.9%	0.9%
% of Patients satisfied with the dentistry they have received	5	5	N/A	93.7%	92.7%	92.5%
% of Patients satisfied with the time they had to wait for an appointment	3	5	N/A	89.7%	87.4%	87.0%

* This is based on patients treated on this contract for their most recent course of treatment. Figures in italics indicate the base number of FP17s or Patient Questionnaire responses are less than 100. N/A is shown where the base number of responses is less than 10 during the period. % is calculated as Quantity/Base number*100

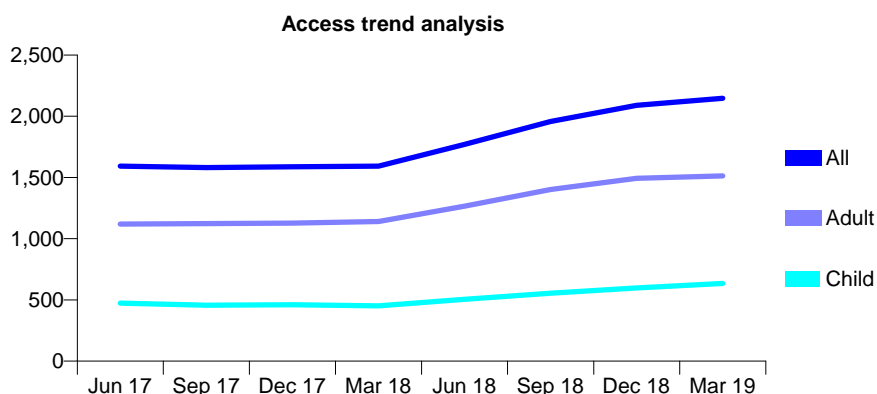
Q60 - Vital Signs At a Glance Contract Report for 762776/0001 - Year end March 2019

Name or company name	MR A SHAMSI
Contract type name	GDS Contract
Purpose of contract	General
Contract start date	01/04/2006
Contract end date	

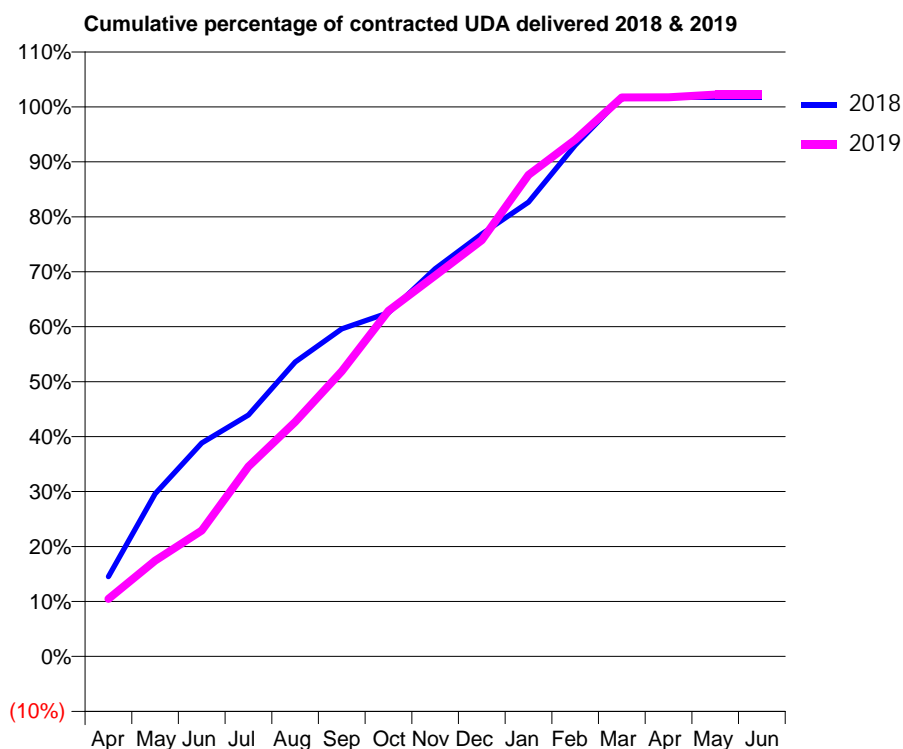
18/19 Contracted general activity (UDA)	8,500
Carry forward general activity (UDA)	-112
18/19 Contracted orthodontic activity (UOA)	0
Carry forward orthodontic activity (UOA)	0
Baseline contract value	£223,125.32

ACCESS*

Patients seen in 24 months	Total	Change since previous quarter
Quarter ending March 2018	1,593	
Quarter ending June 2018	1,771	↑
Quarter ending September 2018	1,958	↑
Quarter ending December 2018	2,090	↑
Quarter ending March 2019	2,148	↑
Variance since March 2018	34.8%	↑



ACTIVITY



Month	Adjusted Scheduled Activity (UDA)	
	2018	2019
April	897	890
May	1,829	1,482
June	2,399	1,947
July	2,714	2,936
August	3,310	3,628
September	3,683	4,410
October	3,864	5,345
November	4,359	5,889
December	4,748	6,436
January	5,108	7,447
February	5,747	7,993
March	6,286	8,647
April	6,290	8,648
May	6,290	8,689
June	6,290	8,689

QUALITY

	Quantity	Base Number	Contract	AT	Region	England
% of FP17s for the same patient ID Re-attending within 3 months - Children	25	760	3.3%	9.9%	11.5%	11.8%
% of FP17s for the same patient ID Re-attending within 3 months - Adults	187	1,911	9.8%	13.3%	15.2%	15.7%
% of FP17s for the same patient ID Re-attending between 3 & 9 months - Children	290	760	38.2%	61.0%	60.2%	58.9%
% of FP17s for the same patient ID Re-attending between 3 & 9 months - Adults	734	1,911	38.4%	54.9%	51.8%	50.8%
% of FP17s for Band 1 Urgent Courses	64	2,693	2.4%	7.4%	8.1%	9.1%
% of FP17s Relating to Free Repair or Replacements	1	2,693	0.0%	0.9%	0.8%	0.8%
% of FP17s Relating to Continuations	13	2,693	0.5%	1.0%	0.9%	0.9%
% of Patients satisfied with the dentistry they have received	2	2	N/A	93.7%	92.7%	92.5%
% of Patients satisfied with the time they had to wait for an appointment	2	2	N/A	89.7%	87.4%	87.0%

* This is based on patients treated on this contract for their most recent course of treatment. Figures in italics indicate the base number of FP17s or Patient Questionnaire responses are less than 100. N/A is shown where the base number of responses is less than 10 during the period. % is calculated as Quantity/Base number*100

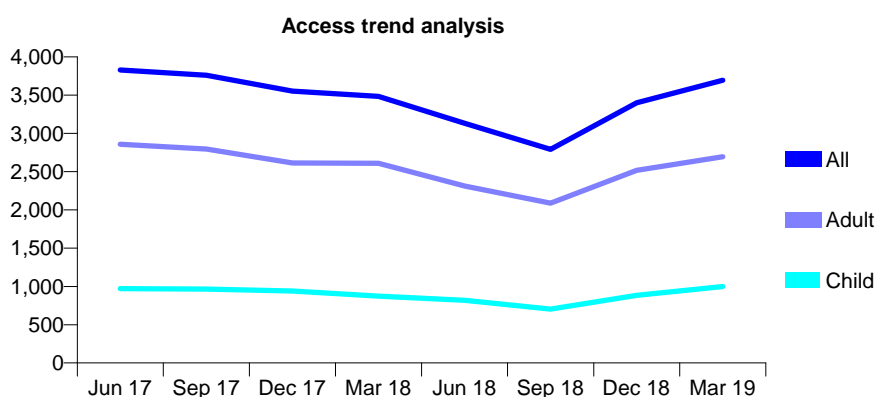
Q60 - Vital Signs At a Glance Contract Report for 764442/0003 - Year end March 2019

Name or company name	MR KS GAKHAL
Contract type name	GDS Contract
Purpose of contract	General
Contract start date	01/01/2012
Contract end date	

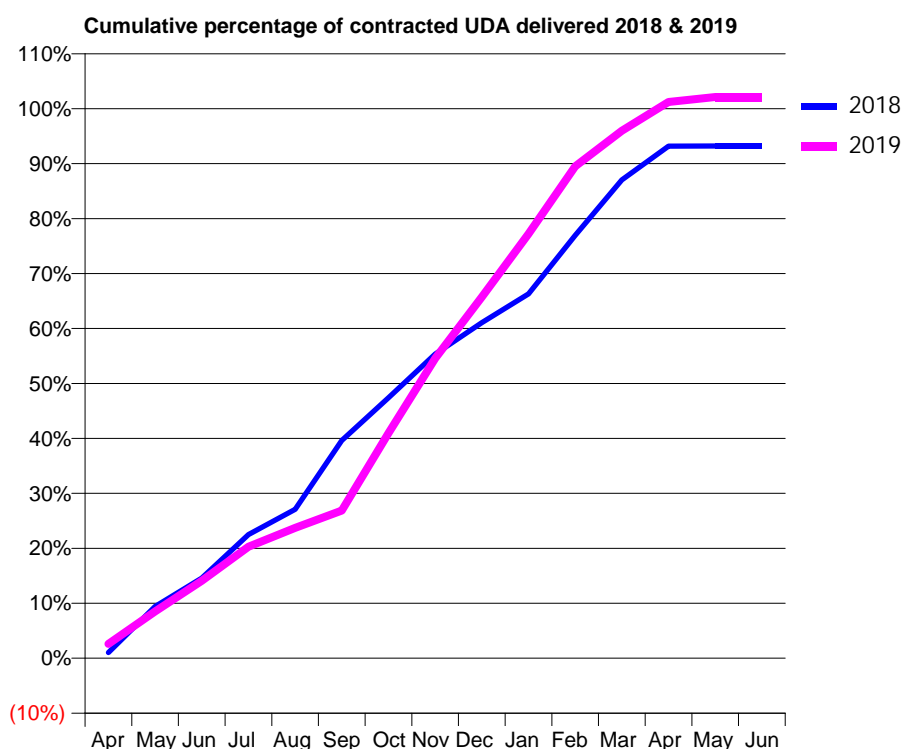
18/19 Contracted general activity (UDA)	9,882
Carry forward general activity (UDA)	0
18/19 Contracted orthodontic activity (UOA)	0
Carry forward orthodontic activity (UOA)	0
Baseline contract value	£270,883.38

ACCESS*

Patients seen in 24 months	Total	Change since previous quarter
Quarter ending March 2018	3,483	
Quarter ending June 2018	3,131	↓
Quarter ending September 2018	2,792	↓
Quarter ending December 2018	3,400	↑
Quarter ending March 2019	3,694	↑
Variance since March 2018	6.1%	↑



ACTIVITY



Month	2018	2019
April	102	258
May	931	843
June	1,439	1,393
July	2,223	2,004
August	2,678	2,344
September	3,915	2,656
October	4,684	4,046
November	5,468	5,392
December	6,031	6,495
January	6,551	7,631
February	7,606	8,846
March	8,600	9,483
April	9,208	10,001
May	9,211	10,091
June	9,211	10,091

QUALITY

	Quantity	Base Number	Contract	AT	Region	England
% of FP17s for the same patient ID Re-attending within 3 months - Children	55	1,187	4.6%	9.9%	11.5%	11.8%
% of FP17s for the same patient ID Re-attending within 3 months - Adults	261	3,058	8.5%	13.3%	15.2%	15.7%
% of FP17s for the same patient ID Re-attending between 3 & 9 months - Children	328	1,187	27.6%	61.0%	60.2%	58.9%
% of FP17s for the same patient ID Re-attending between 3 & 9 months - Adults	744	3,058	24.3%	54.9%	51.8%	50.8%
% of FP17s for Band 1 Urgent Courses	930	4,282	21.7%	7.4%	8.1%	9.1%
% of FP17s Relating to Free Repair or Replacements	15	4,282	0.4%	0.9%	0.8%	0.8%
% of FP17s Relating to Continuations	36	4,282	0.8%	1.0%	0.9%	0.9%
% of Patients satisfied with the dentistry they have received	3	3	N/A	93.7%	92.7%	92.5%
% of Patients satisfied with the time they had to wait for an appointment	3	3	N/A	89.7%	87.4%	87.0%

* This is based on patients treated on this contract for their most recent course of treatment. Figures in italics indicate the base number of FP17s or Patient Questionnaire responses are less than 100. N/A is shown where the base number of responses is less than 10 during the period. % is calculated as Quantity/Base number*100

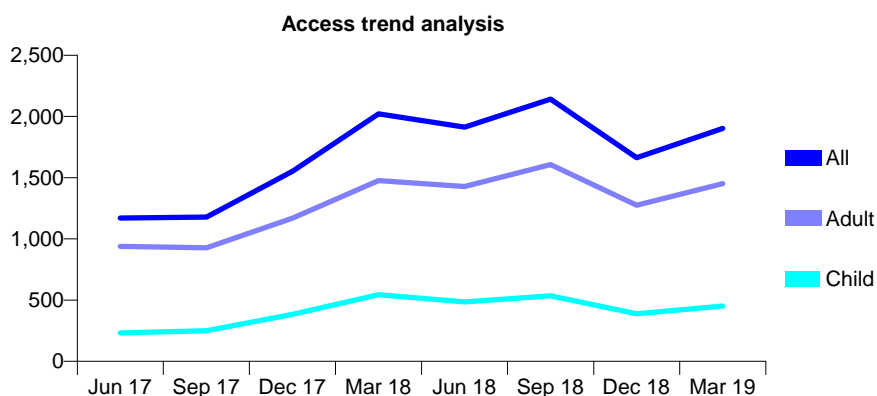
Q60 - Vital Signs At a Glance Contract Report for 764442/0004 - Year end March 2019

Name or company name	MR KS GAKHAL
Contract type name	PDS Contract
Purpose of contract	General
Contract start date	01/01/2012
Contract end date	31/12/2021

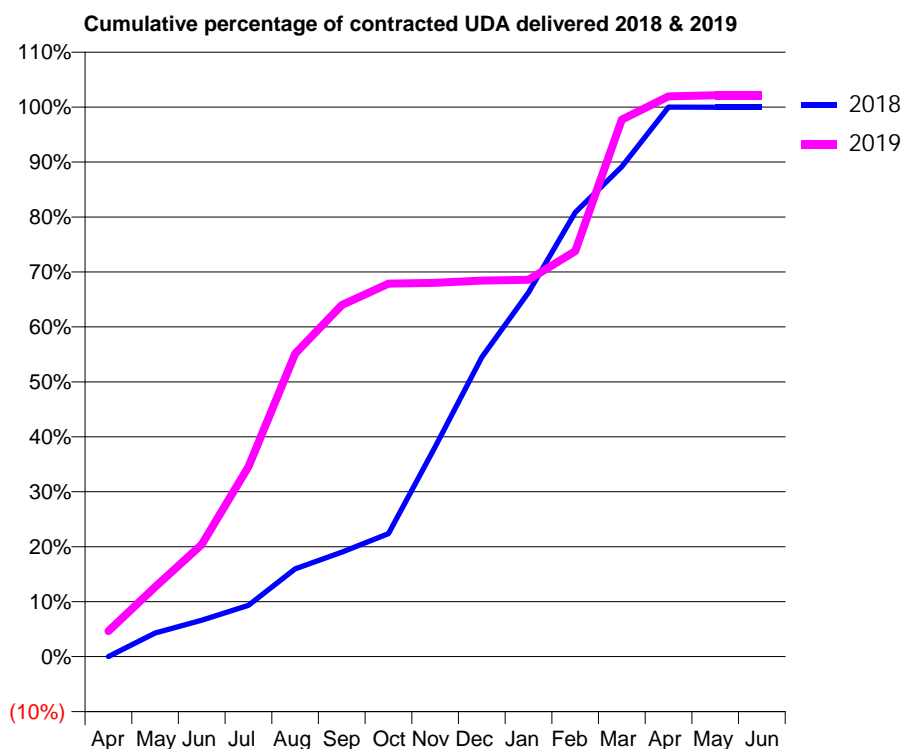
18/19 Contracted general activity (UDA)	5,401
Carry forward general activity (UDA)	2
18/19 Contracted orthodontic activity (UOA)	0
Carry forward orthodontic activity (UOA)	0
Baseline contract value	£152,736.27

ACCESS*

Patients seen in 24 months	Total	Change since previous quarter
Quarter ending March 2018	2,021	
Quarter ending June 2018	1,913	↓
Quarter ending September 2018	2,142	↑
Quarter ending December 2018	1,663	↓
Quarter ending March 2019	1,902	↑
Variance since March 2018	(5.9%)	↓



ACTIVITY



Month	Adjusted Scheduled Activity (UDA)	
	2018	2019
April	0	251
May	233	684
June	359	1,101
July	503	1,866
August	863	2,978
September	1,027	3,456
October	1,210	3,666
November	2,064	3,673
December	2,942	3,695
January	3,578	3,703
February	4,365	3,985
March	4,816	5,277
April	5,401	5,505
May	5,399	5,517
June	5,399	5,517

QUALITY

	Quantity	Base Number	Contract	AT	Region	England
% of FP17s for the same patient ID Re-attending within 3 months - Children	32	727	4.4%	9.9%	11.5%	11.8%
% of FP17s for the same patient ID Re-attending within 3 months - Adults	142	1,927	7.4%	13.3%	15.2%	15.7%
% of FP17s for the same patient ID Re-attending between 3 & 9 months - Children	51	727	7.0%	61.0%	60.2%	58.9%
% of FP17s for the same patient ID Re-attending between 3 & 9 months - Adults	118	1,927	6.1%	54.9%	51.8%	50.8%
% of FP17s for Band 1 Urgent Courses	721	2,517	28.6%	7.4%	8.1%	9.1%
% of FP17s Relating to Free Repair or Replacements	10	2,517	0.4%	0.9%	0.8%	0.8%
% of FP17s Relating to Continuations	35	2,517	1.4%	1.0%	0.9%	0.9%
% of Patients satisfied with the dentistry they have received	0	0	N/A	93.7%	92.7%	92.5%
% of Patients satisfied with the time they had to wait for an appointment	0	0	N/A	89.7%	87.4%	87.0%

* This is based on patients treated on this contract for their most recent course of treatment. Figures in italics indicate the base number of FP17s or Patient Questionnaire responses are less than 100. N/A is shown where the base number of responses is less than 10 during the period. % is calculated as Quantity/Base number*100

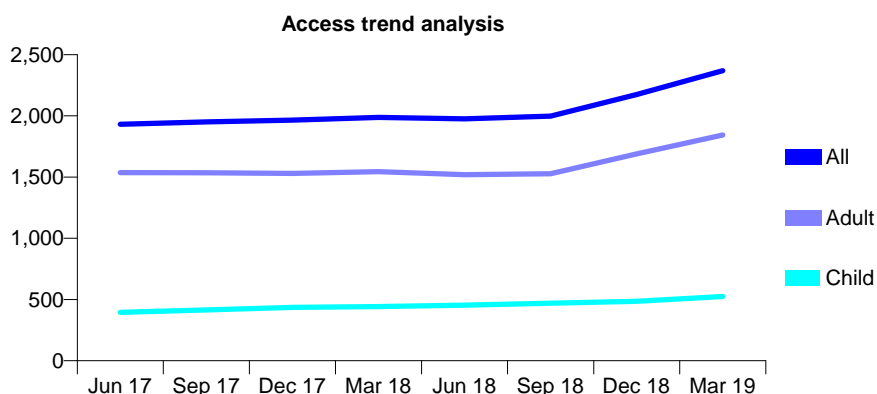
Q60 - Vital Signs At a Glance Contract Report for 764442/0005 - Year end March 2019

Name or company name	Mr BD Coleyshaw
Contract type name	GDS Contract
Purpose of contract	General
Contract start date	01/04/2012
Contract end date	

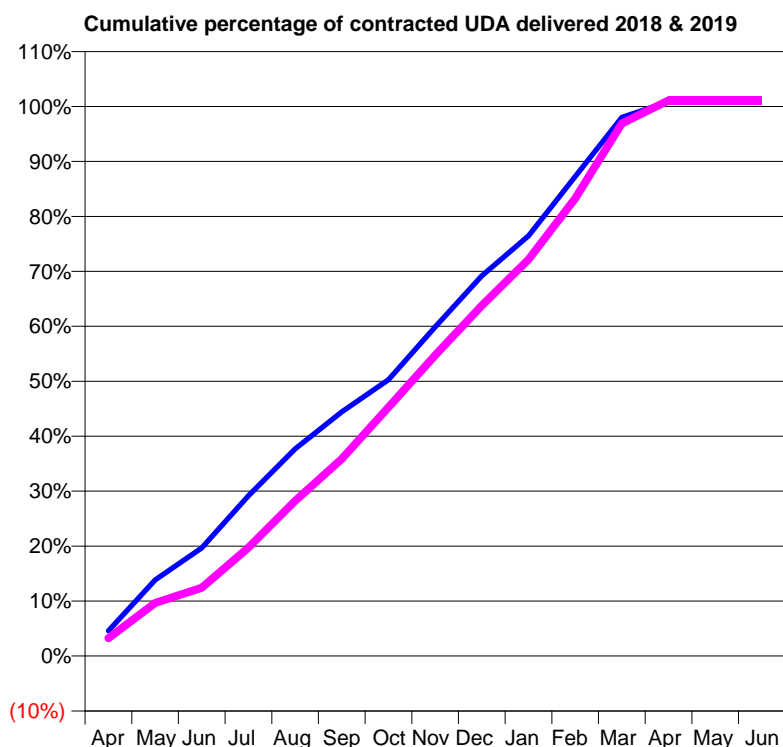
18/19 Contracted general activity (UDA)	7,418
Carry forward general activity (UDA)	-51
18/19 Contracted orthodontic activity (UOA)	0
Carry forward orthodontic activity (UOA)	0
Baseline contract value	£174,588.64

ACCESS*

Patients seen in 24 months	Total	Change since previous quarter
Quarter ending March 2018	1,987	
Quarter ending June 2018	1,975	→
Quarter ending September 2018	1,998	→
Quarter ending December 2018	2,175	↑
Quarter ending March 2019	2,369	↑
Variance since March 2018	19.2%	↑



ACTIVITY



Month	Adjusted Scheduled Activity (UDA)	
	2018	2019
April	273	242
May	820	717
June	1,163	923
July	1,728	1,465
August	2,231	2,094
September	2,628	2,661
October	2,975	3,358
November	3,545	4,060
December	4,093	4,731
January	4,524	5,352
February	5,165	6,178
March	5,800	7,189
April	5,969	7,498
May	5,969	7,498
June	5,969	7,498

QUALITY

	Quantity	Base Number	Contract	AT	Region	England
% of FP17s for the same patient ID Re-attending within 3 months - Children	38	751	5.1%	9.9%	11.5%	11.8%
% of FP17s for the same patient ID Re-attending within 3 months - Adults	463	2,920	15.9%	13.3%	15.2%	15.7%
% of FP17s for the same patient ID Re-attending between 3 & 9 months - Children	424	751	56.5%	61.0%	60.2%	58.9%
% of FP17s for the same patient ID Re-attending between 3 & 9 months - Adults	1,584	2,920	54.2%	54.9%	51.8%	50.8%
% of FP17s for Band 1 Urgent Courses	442	3,696	12.0%	7.4%	8.1%	9.1%
% of FP17s Relating to Free Repair or Replacements	21	3,696	0.6%	0.9%	0.8%	0.8%
% of FP17s Relating to Continuations	48	3,696	1.3%	1.0%	0.9%	0.9%
% of Patients satisfied with the dentistry they have received	2	3	N/A	93.7%	92.7%	92.5%
% of Patients satisfied with the time they had to wait for an appointment	2	3	N/A	89.7%	87.4%	87.0%

* This is based on patients treated on this contract for their most recent course of treatment. Figures in italics indicate the base number of FP17s or Patient Questionnaire responses are less than 100. N/A is shown where the base number of responses is less than 10 during the period. % is calculated as Quantity/Base number*100

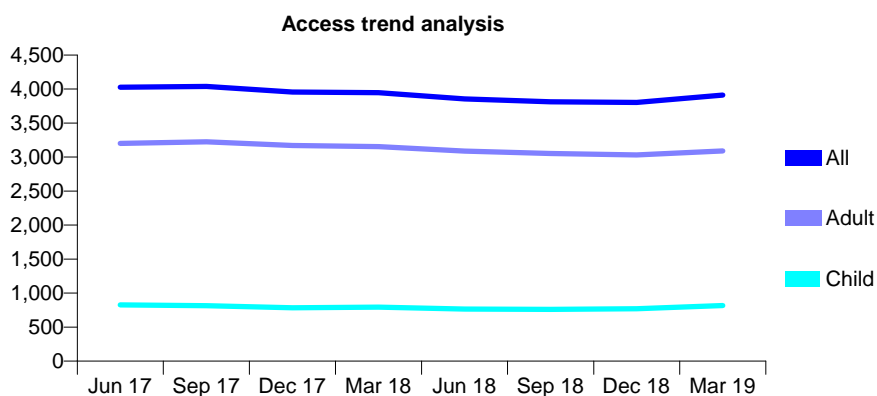
Q60 - Vital Signs At a Glance Contract Report for 765554/0001 - Year end March 2019

Name or company name	MR MA FARAHZAD
Contract type name	GDS Contract
Purpose of contract	General
Contract start date	01/04/2006
Contract end date	

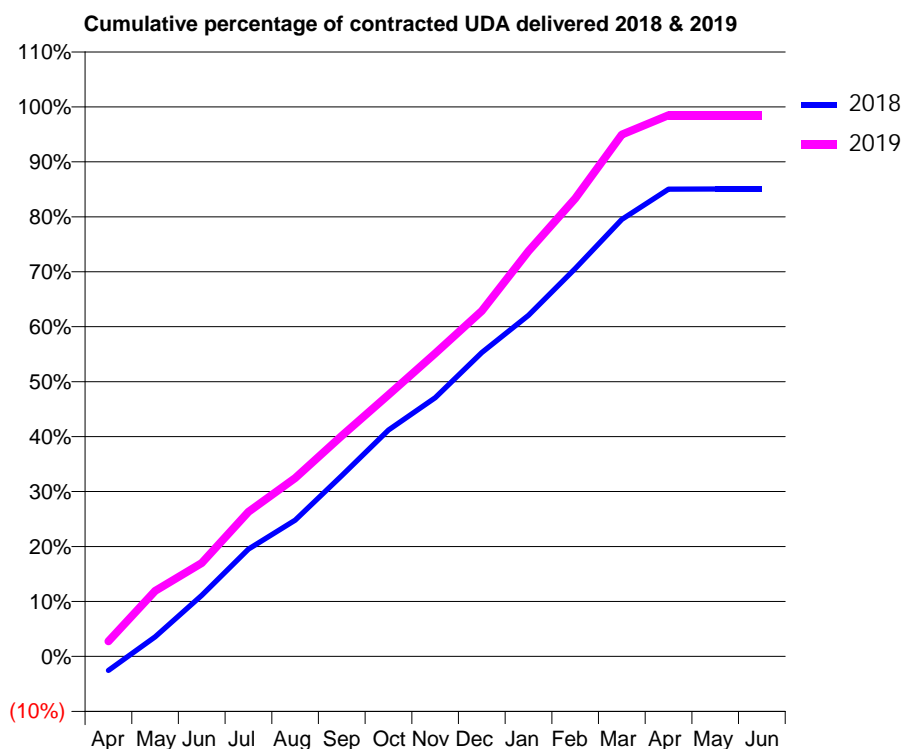
18/19 Contracted general activity (UDA)	10,441
Carry forward general activity (UDA)	0
18/19 Contracted orthodontic activity (UOA)	0
Carry forward orthodontic activity (UOA)	0
Baseline contract value	£273,554.20

ACCESS*

Patients seen in 24 months	Total	Change since previous quarter
Quarter ending March 2018	3,946	
Quarter ending June 2018	3,856	↓
Quarter ending September 2018	3,813	↓
Quarter ending December 2018	3,803	→
Quarter ending March 2019	3,911	↑
Variance since March 2018	(0.9%)	→



ACTIVITY



Month	Adjusted Scheduled Activity (UDA)	
	2018	2019
April	-296	288
May	414	1,245
June	1,288	1,774
July	2,266	2,747
August	2,875	3,389
September	3,817	4,191
October	4,779	4,970
November	5,461	5,757
December	6,413	6,563
January	7,199	7,700
February	8,187	8,703
March	9,225	9,913
April	9,864	10,282
May	9,866	10,282
June	9,866	10,282

QUALITY

	Quantity	Base Number	Contract	AT	Region	England
% of FP17s for the same patient ID Re-attending within 3 months - Children	59	971	6.1%	9.9%	11.5%	11.8%
% of FP17s for the same patient ID Re-attending within 3 months - Adults	520	3,956	13.1%	13.3%	15.2%	15.7%
% of FP17s for the same patient ID Re-attending between 3 & 9 months - Children	415	971	42.7%	61.0%	60.2%	58.9%
% of FP17s for the same patient ID Re-attending between 3 & 9 months - Adults	2,021	3,956	51.1%	54.9%	51.8%	50.8%
% of FP17s for Band 1 Urgent Courses	319	4,812	6.6%	7.4%	8.1%	9.1%
% of FP17s Relating to Free Repair or Replacements	42	4,812	0.9%	0.9%	0.8%	0.8%
% of FP17s Relating to Continuations	30	4,812	0.6%	1.0%	0.9%	0.9%
% of Patients satisfied with the dentistry they have received	5	5	N/A	93.7%	92.7%	92.5%
% of Patients satisfied with the time they had to wait for an appointment	5	5	N/A	89.7%	87.4%	87.0%

* This is based on patients treated on this contract for their most recent course of treatment. Figures in italics indicate the base number of FP17s or Patient Questionnaire responses are less than 100. N/A is shown where the base number of responses is less than 10 during the period. % is calculated as Quantity/Base number*100

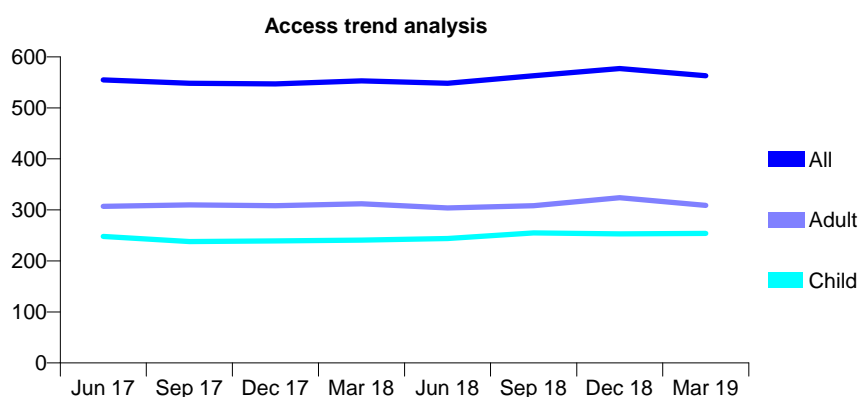
Q60 - Vital Signs At a Glance Contract Report for 768650/0002 - Year end March 2019

Name or company name	MR RB ROUGH
Contract type name	GDS Contract
Purpose of contract	General
Contract start date	18/01/2013
Contract end date	

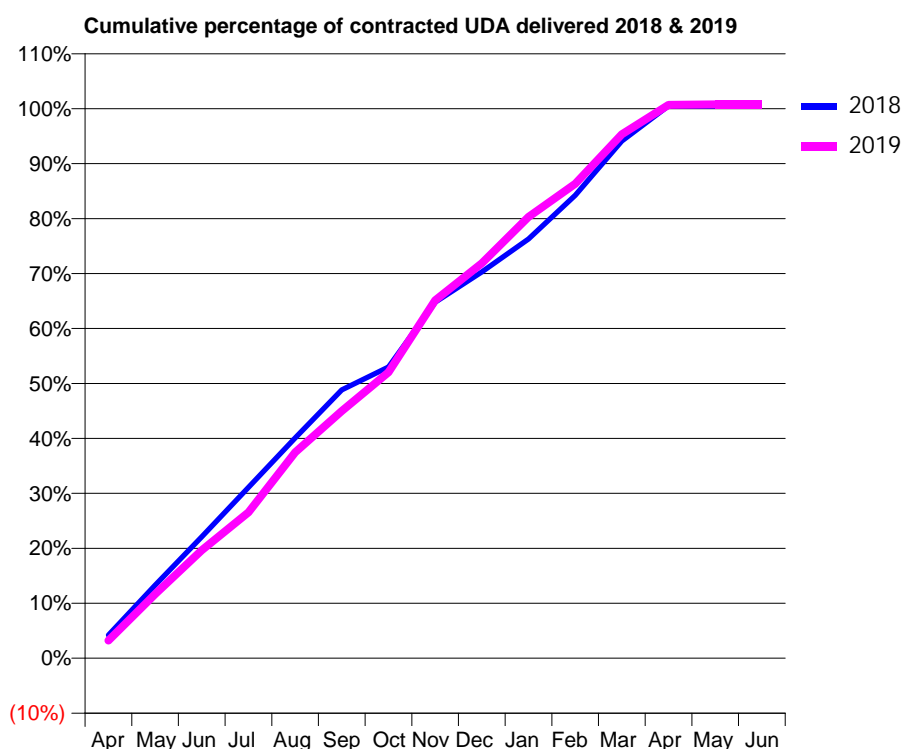
18/19 Contracted general activity (UDA)	1,646
Carry forward general activity (UDA)	-7
18/19 Contracted orthodontic activity (UOA)	0
Carry forward orthodontic activity (UOA)	0
Baseline contract value	£37,319.86

ACCESS*

Patients seen in 24 months	Total	Change since previous quarter
Quarter ending March 2018	553	
Quarter ending June 2018	548	→
Quarter ending September 2018	563	↑
Quarter ending December 2018	577	↑
Quarter ending March 2019	563	↓
Variance since March 2018	1.8%	→



ACTIVITY



Month	2018	2019
April	69	53
May	219	192
June	364	323
July	512	437
August	660	617
September	804	740
October	872	856
November	1,066	1,072
December	1,157	1,183
January	1,256	1,322
February	1,387	1,421
March	1,549	1,569
April	1,654	1,658
May	1,653	1,659
June	1,653	1,659

QUALITY

	Quantity	Base Number	Contract	AT	Region	England
% of FP17s for the same patient ID Re-attending within 3 months - Children	47	474	9.9%	9.9%	11.5%	11.8%
% of FP17s for the same patient ID Re-attending within 3 months - Adults	49	429	11.4%	13.3%	15.2%	15.7%
% of FP17s for the same patient ID Re-attending between 3 & 9 months - Children	313	474	66.0%	61.0%	60.2%	58.9%
% of FP17s for the same patient ID Re-attending between 3 & 9 months - Adults	277	429	64.6%	54.9%	51.8%	50.8%
% of FP17s for Band 1 Urgent Courses	48	914	5.3%	7.4%	8.1%	9.1%
% of FP17s Relating to Free Repair or Replacements	1	914	0.1%	0.9%	0.8%	0.8%
% of FP17s Relating to Continuations	3	914	0.3%	1.0%	0.9%	0.9%
% of Patients satisfied with the dentistry they have received	1	1	N/A	93.7%	92.7%	92.5%
% of Patients satisfied with the time they had to wait for an appointment	1	1	N/A	89.7%	87.4%	87.0%

* This is based on patients treated on this contract for their most recent course of treatment. Figures in italics indicate the base number of FP17s or Patient Questionnaire responses are less than 100. N/A is shown where the base number of responses is less than 10 during the period. % is calculated as Quantity/Base number*100

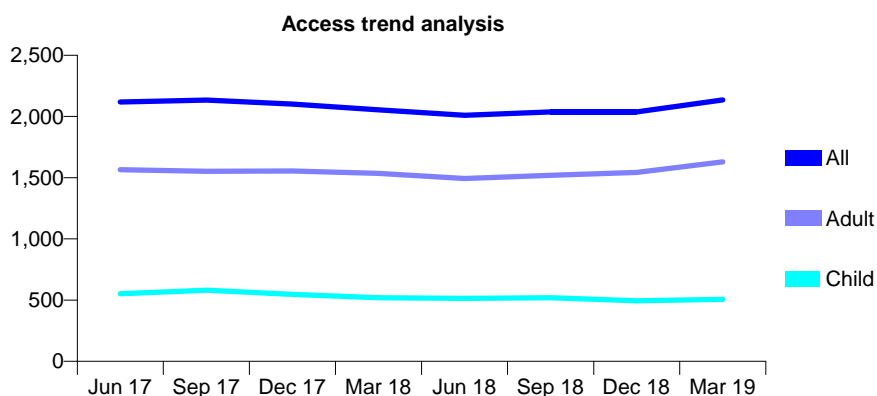
Q60 - Vital Signs At a Glance Contract Report for 771244/0002 - Year end March 2019

Name or company name	MRS H HELLER
Contract type name	GDS Contract
Purpose of contract	General
Contract start date	01/04/2006
Contract end date	

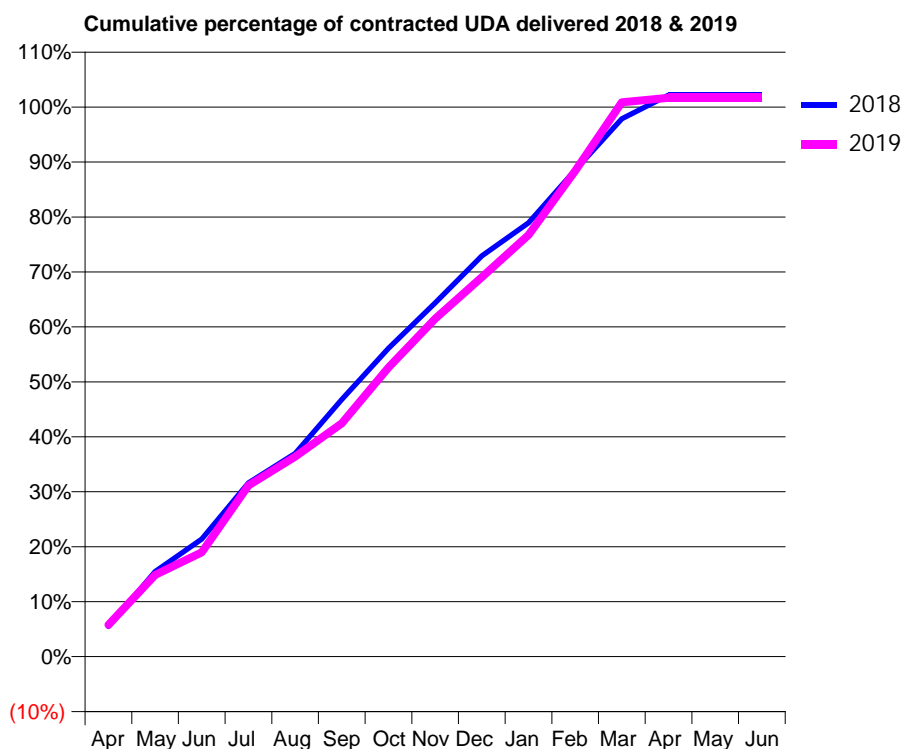
18/19 Contracted general activity (UDA)	5,415
Carry forward general activity (UDA)	-108
18/19 Contracted orthodontic activity (UOA)	0
Carry forward orthodontic activity (UOA)	0
Baseline contract value	£156,946.36

ACCESS*

Patients seen in 24 months	Total	Change since previous quarter
Quarter ending March 2018	2,054	
Quarter ending June 2018	2,009	↓
Quarter ending September 2018	2,038	→
Quarter ending December 2018	2,038	→
Quarter ending March 2019	2,136	↑
Variance since March 2018	4.0%	↑



ACTIVITY



Month	Adjusted Scheduled Activity (UDA)	
	2018	2019
April	298	314
May	839	805
June	1,158	1,029
July	1,712	1,686
August	2,001	1,970
September	2,534	2,299
October	3,039	2,850
November	3,486	3,331
December	3,948	3,738
January	4,274	4,154
February	4,795	4,786
March	5,299	5,462
April	5,532	5,507
May	5,532	5,507
June	5,532	5,507

QUALITY

	Quantity	Base Number	Contract	AT	Region	England
% of FP17s for the same patient ID Re-attending within 3 months - Children	21	794	2.6%	9.9%	11.5%	11.8%
% of FP17s for the same patient ID Re-attending within 3 months - Adults	269	2,343	11.5%	13.3%	15.2%	15.7%
% of FP17s for the same patient ID Re-attending between 3 & 9 months - Children	362	794	45.6%	61.0%	60.2%	58.9%
% of FP17s for the same patient ID Re-attending between 3 & 9 months - Adults	874	2,343	37.3%	54.9%	51.8%	50.8%
% of FP17s for Band 1 Urgent Courses	315	3,047	10.3%	7.4%	8.1%	9.1%
% of FP17s Relating to Free Repair or Replacements	2	3,047	0.1%	0.9%	0.8%	0.8%
% of FP17s Relating to Continuations	47	3,047	1.5%	1.0%	0.9%	0.9%
% of Patients satisfied with the dentistry they have received	2	3	N/A	93.7%	92.7%	92.5%
% of Patients satisfied with the time they had to wait for an appointment	3	3	N/A	89.7%	87.4%	87.0%

* This is based on patients treated on this contract for their most recent course of treatment. Figures in italics indicate the base number of FP17s or Patient Questionnaire responses are less than 100. N/A is shown where the base number of responses is less than 10 during the period. % is calculated as Quantity/Base number*100

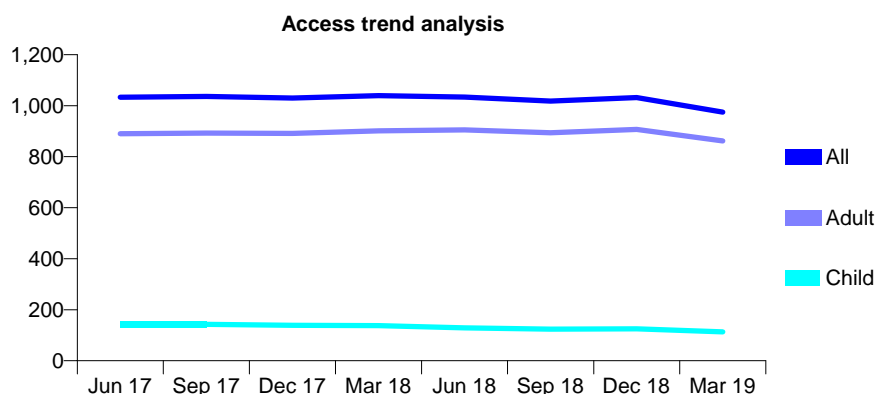
Q60 - Vital Signs At a Glance Contract Report for 773662/0002 - Year end March 2019

Name or company name	MR N O'DONOVAN
Contract type name	GDS Contract
Purpose of contract	General
Contract start date	10/12/2006
Contract end date	

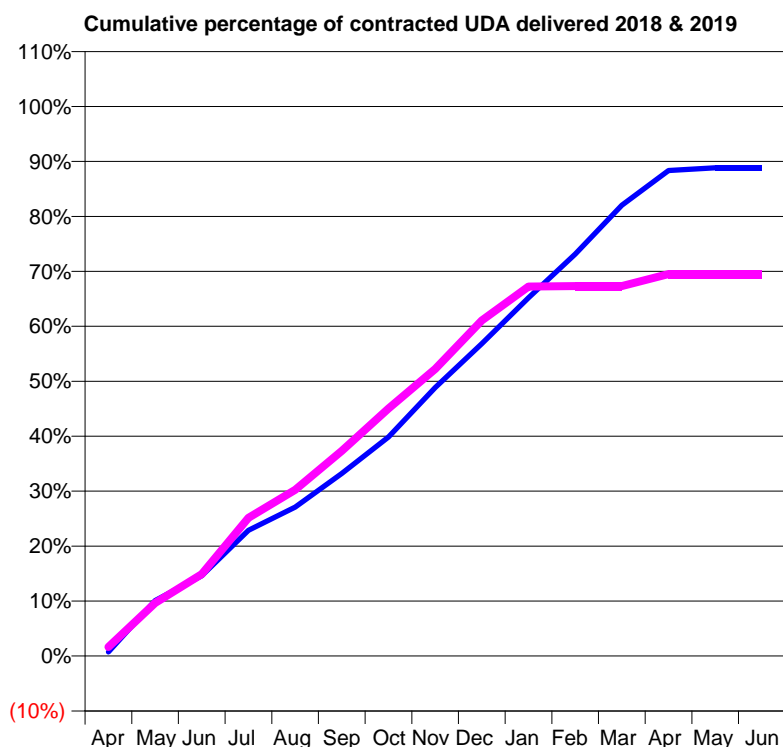
18/19 Contracted general activity (UDA)	4,079
Carry forward general activity (UDA)	0
18/19 Contracted orthodontic activity (UOA)	0
Carry forward orthodontic activity (UOA)	0
Baseline contract value	£145,280.30

ACCESS*

Patients seen in 24 months	Total	Change since previous quarter
Quarter ending March 2018	1,039	
Quarter ending June 2018	1,034	→
Quarter ending September 2018	1,018	↓
Quarter ending December 2018	1,032	→
Quarter ending March 2019	975	↓
Variance since March 2018	(6.2%)	↓



ACTIVITY



Month	Adjusted Scheduled Activity (UDA)	
	2018	2019
April	31	67
May	411	394
June	595	608
July	933	1,026
August	1,105	1,234
September	1,354	1,522
October	1,626	1,836
November	1,993	2,131
December	2,318	2,491
January	2,660	2,742
February	2,984	2,745
March	3,346	2,746
April	3,604	2,835
May	3,624	2,835
June	3,624	2,836

QUALITY

	Quantity	Base Number	Contract	AT	Region	England
% of FP17s for the same patient ID Re-attending within 3 months - Children	7	137	5.1%	9.9%	11.5%	11.8%
% of FP17s for the same patient ID Re-attending within 3 months - Adults	116	1,065	10.9%	13.3%	15.2%	15.7%
% of FP17s for the same patient ID Re-attending between 3 & 9 months - Children	67	137	48.9%	61.0%	60.2%	58.9%
% of FP17s for the same patient ID Re-attending between 3 & 9 months - Adults	647	1,065	60.8%	54.9%	51.8%	50.8%
% of FP17s for Band 1 Urgent Courses	43	1,142	3.8%	7.4%	8.1%	9.1%
% of FP17s Relating to Free Repair or Replacements	20	1,142	1.8%	0.9%	0.8%	0.8%
% of FP17s Relating to Continuations	17	1,142	1.5%	1.0%	0.9%	0.9%
% of Patients satisfied with the dentistry they have received	0	0	N/A	93.7%	92.7%	92.5%
% of Patients satisfied with the time they had to wait for an appointment	0	0	N/A	89.7%	87.4%	87.0%

* This is based on patients treated on this contract for their most recent course of treatment. Figures in italics indicate the base number of FP17s or Patient Questionnaire responses are less than 100. N/A is shown where the base number of responses is less than 10 during the period. % is calculated as Quantity/Base number*100

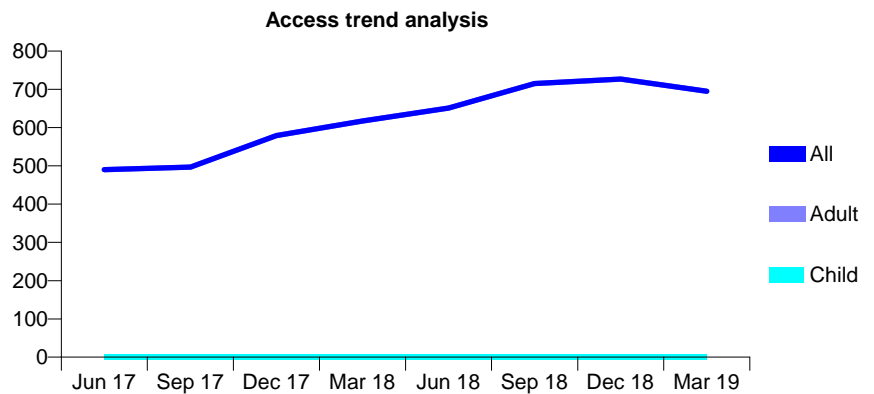
Q60 - Vital Signs At a Glance Contract Report for 775029/0001 - Year end March 2019

Name or company name	Mr J S Hear and Partner
Contract type name	GDS Contract
Purpose of contract	General
Contract start date	01/04/2006
Contract end date	

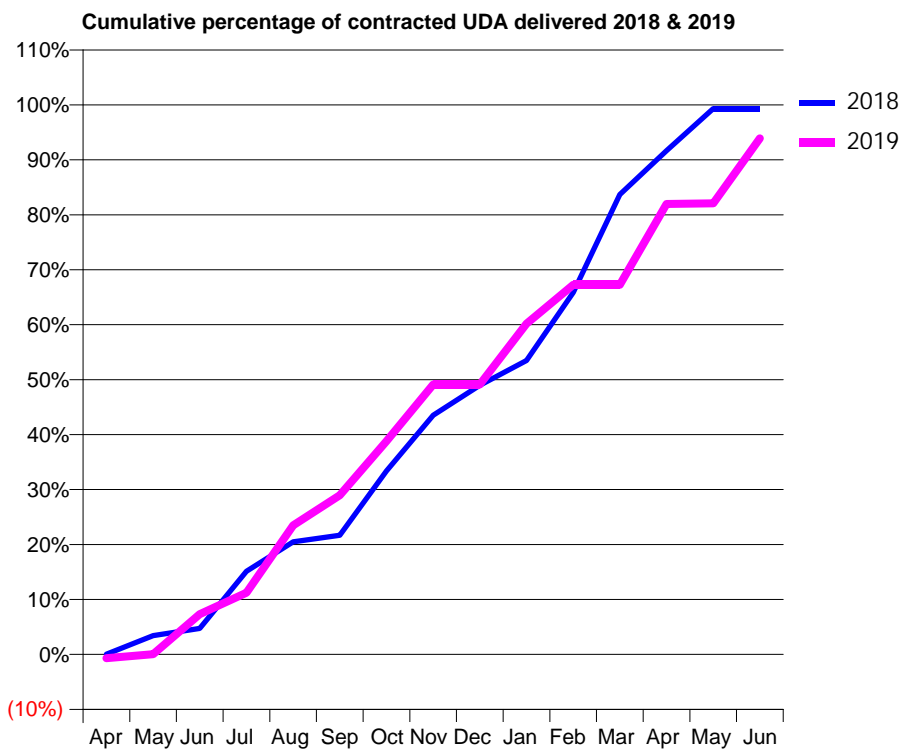
18/19 Contracted general activity (UDA)	2,766
Carry forward general activity (UDA)	19
18/19 Contracted orthodontic activity (UOA)	0
Carry forward orthodontic activity (UOA)	0
Baseline contract value	£84,023.48

ACCESS*

Patients seen in 24 months	Total	Change since previous quarter
Quarter ending March 2018	617	
Quarter ending June 2018	651	↑
Quarter ending September 2018	715	↑
Quarter ending December 2018	727	→
Quarter ending March 2019	695	↓
Variance since March 2018	12.6%	↑



ACTIVITY



Month	Adjusted Scheduled Activity (UDA)	
	2018	2019
April	1	-19
May	95	1
June	131	203
July	418	311
August	567	650
September	600	801
October	924	1,074
November	1,204	1,359
December	1,355	1,359
January	1,480	1,665
February	1,822	1,860
March	2,315	1,860
April	2,536	2,267
May	2,747	2,270
June	2,747	2,597

QUALITY

	Quantity	Base Number	Contract	AT	Region	England
% of FP17s for the same patient ID Re-attending within 3 months - Children	0	0	N/A	9.9%	11.5%	11.8%
% of FP17s for the same patient ID Re-attending within 3 months - Adults	51	515	9.9%	13.3%	15.2%	15.7%
% of FP17s for the same patient ID Re-attending between 3 & 9 months - Children	0	0	N/A	61.0%	60.2%	58.9%
% of FP17s for the same patient ID Re-attending between 3 & 9 months - Adults	68	515	13.2%	54.9%	51.8%	50.8%
% of FP17s for Band 1 Urgent Courses	13	543	2.4%	7.4%	8.1%	9.1%
% of FP17s Relating to Free Repair or Replacements	0	543	0.0%	0.9%	0.8%	0.8%
% of FP17s Relating to Continuations	0	543	0.0%	1.0%	0.9%	0.9%
% of Patients satisfied with the dentistry they have received	0	0	N/A	93.7%	92.7%	92.5%
% of Patients satisfied with the time they had to wait for an appointment	0	0	N/A	89.7%	87.4%	87.0%

* This is based on patients treated on this contract for their most recent course of treatment. Figures in italics indicate the base number of FP17s or Patient Questionnaire responses are less than 100. N/A is shown where the base number of responses is less than 10 during the period. % is calculated as Quantity/Base number*100

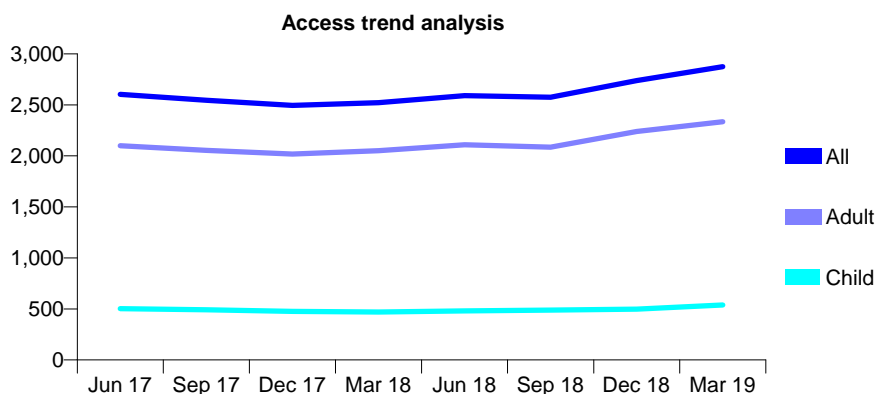
Q60 - Vital Signs At a Glance Contract Report for 775207/0001 - Year end March 2019

Name or company name	Albert Dental Practice
Contract type name	GDS Contract
Purpose of contract	General
Contract start date	18/11/2007
Contract end date	

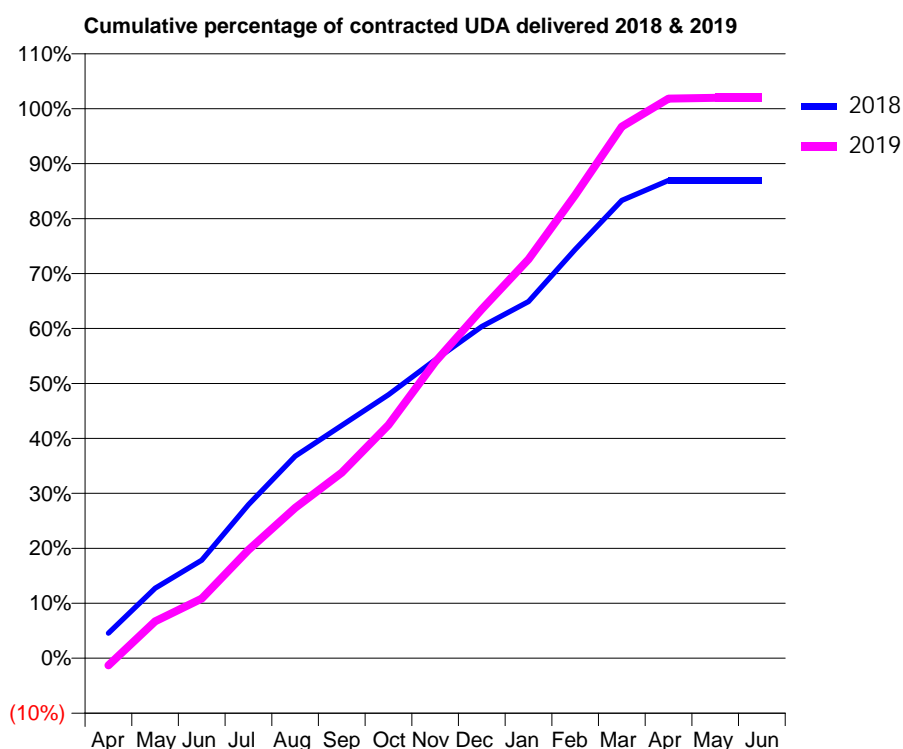
18/19 Contracted general activity (UDA)	8,967
Carry forward general activity (UDA)	359
18/19 Contracted orthodontic activity (UOA)	0
Carry forward orthodontic activity (UOA)	0
Baseline contract value	£216,367.16

ACCESS*

Patients seen in 24 months	Total	Change since previous quarter
Quarter ending March 2018	2,522	
Quarter ending June 2018	2,590	↑
Quarter ending September 2018	2,574	→
Quarter ending December 2018	2,738	↑
Quarter ending March 2019	2,874	↑
Variance since March 2018	14.0%	↑



ACTIVITY



Month	2018	2019
April	408	-119
May	1,144	601
June	1,601	974
July	2,505	1,767
August	3,298	2,454
September	3,799	3,028
October	4,299	3,808
November	4,869	4,834
December	5,414	5,693
January	5,821	6,510
February	6,671	7,558
March	7,470	8,672
April	7,795	9,131
May	7,795	9,143
June	7,795	9,142

QUALITY

	Quantity	Base Number	Contract	AT	Region	England
% of FP17s for the same patient ID Re-attending within 3 months - Children	56	885	6.3%	9.9%	11.5%	11.8%
% of FP17s for the same patient ID Re-attending within 3 months - Adults	456	3,656	12.5%	13.3%	15.2%	15.7%
% of FP17s for the same patient ID Re-attending between 3 & 9 months - Children	462	885	52.2%	61.0%	60.2%	58.9%
% of FP17s for the same patient ID Re-attending between 3 & 9 months - Adults	1,838	3,656	50.3%	54.9%	51.8%	50.8%
% of FP17s for Band 1 Urgent Courses	473	4,543	10.4%	7.4%	8.1%	9.1%
% of FP17s Relating to Free Repair or Replacements	27	4,543	0.6%	0.9%	0.8%	0.8%
% of FP17s Relating to Continuations	36	4,543	0.8%	1.0%	0.9%	0.9%
% of Patients satisfied with the dentistry they have received	4	5	N/A	93.7%	92.7%	92.5%
% of Patients satisfied with the time they had to wait for an appointment	3	5	N/A	89.7%	87.4%	87.0%

* This is based on patients treated on this contract for their most recent course of treatment. Figures in italics indicate the base number of FP17s or Patient Questionnaire responses are less than 100. N/A is shown where the base number of responses is less than 10 during the period. % is calculated as Quantity/Base number*100

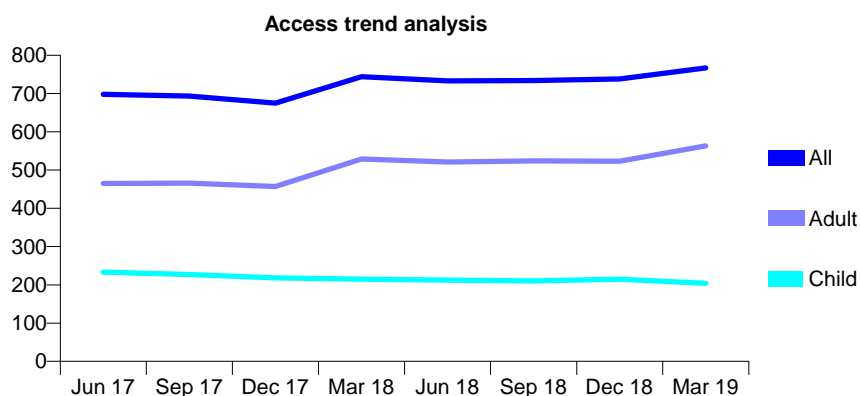
Q60 - Vital Signs At a Glance Contract Report for 809977/0001 - Year end March 2019

Name or company name	MR JM ATKINSON
Contract type name	GDS Contract
Purpose of contract	General
Contract start date	01/04/2006
Contract end date	

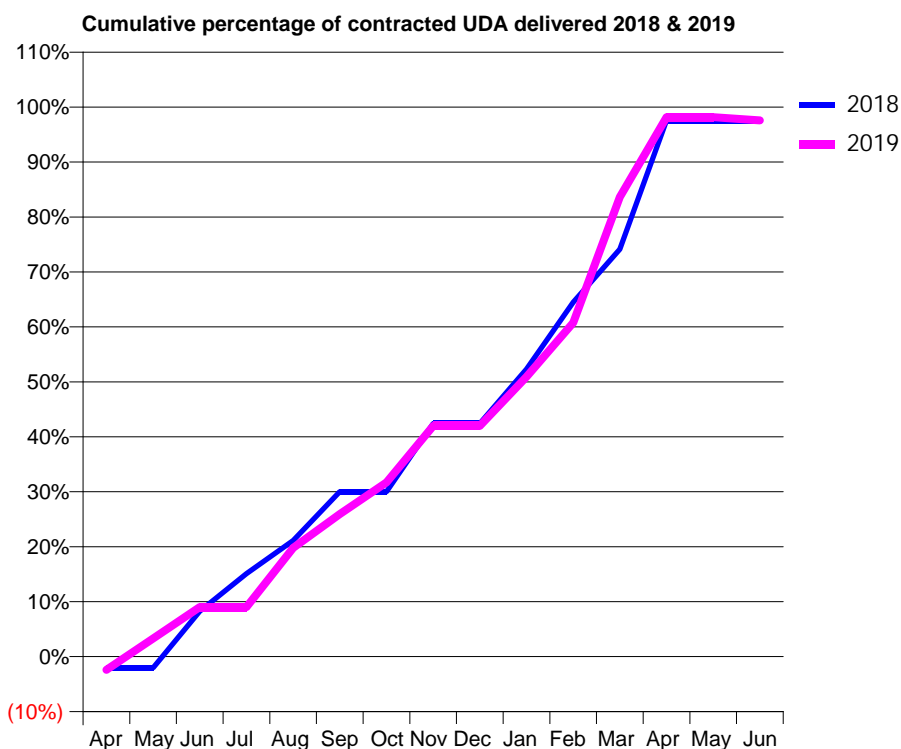
18/19 Contracted general activity (UDA)	1,904
Carry forward general activity (UDA)	46
18/19 Contracted orthodontic activity (UOA)	0
Carry forward orthodontic activity (UOA)	0
Baseline contract value	£46,870.13

ACCESS*

Patients seen in 24 months	Total	Change since previous quarter
Quarter ending March 2018	744	
Quarter ending June 2018	733	↓
Quarter ending September 2018	734	→
Quarter ending December 2018	738	→
Quarter ending March 2019	767	↑
Variance since March 2018	3.1%	↑



ACTIVITY



Month	Adjusted Scheduled Activity (UDA)	
	2018	2019
April	-39	-46
May	-39	63
June	157	172
July	288	172
August	402	377
September	571	494
October	571	604
November	808	799
December	808	799
January	996	969
February	1,228	1,157
March	1,411	1,593
April	1,858	1,869
May	1,858	1,869
June	1,858	1,858

QUALITY

	Quantity	Base Number	Contract	AT	Region	England
% of FP17s for the same patient ID Re-attending within 3 months - Children	14	303	4.6%	9.9%	11.5%	11.8%
% of FP17s for the same patient ID Re-attending within 3 months - Adults	30	607	4.9%	13.3%	15.2%	15.7%
% of FP17s for the same patient ID Re-attending between 3 & 9 months - Children	177	303	58.4%	61.0%	60.2%	58.9%
% of FP17s for the same patient ID Re-attending between 3 & 9 months - Adults	301	607	49.6%	54.9%	51.8%	50.8%
% of FP17s for Band 1 Urgent Courses	19	860	2.2%	7.4%	8.1%	9.1%
% of FP17s Relating to Free Repair or Replacements	0	860	0.0%	0.9%	0.8%	0.8%
% of FP17s Relating to Continuations	0	860	0.0%	1.0%	0.9%	0.9%
% of Patients satisfied with the dentistry they have received	2	2	N/A	93.7%	92.7%	92.5%
% of Patients satisfied with the time they had to wait for an appointment	2	2	N/A	89.7%	87.4%	87.0%

* This is based on patients treated on this contract for their most recent course of treatment. Figures in italics indicate the base number of FP17s or Patient Questionnaire responses are less than 100. N/A is shown where the base number of responses is less than 10 during the period. % is calculated as Quantity/Base number*100

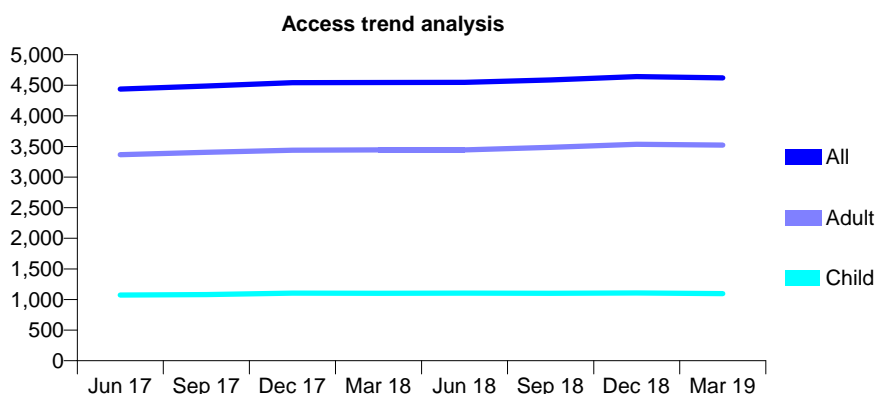
Q60 - Vital Signs At a Glance Contract Report for 812242/0001 - Year end March 2019

Name or company name	MR JA BLAYNEY
Contract type name	GDS Contract
Purpose of contract	General
Contract start date	01/04/2006
Contract end date	

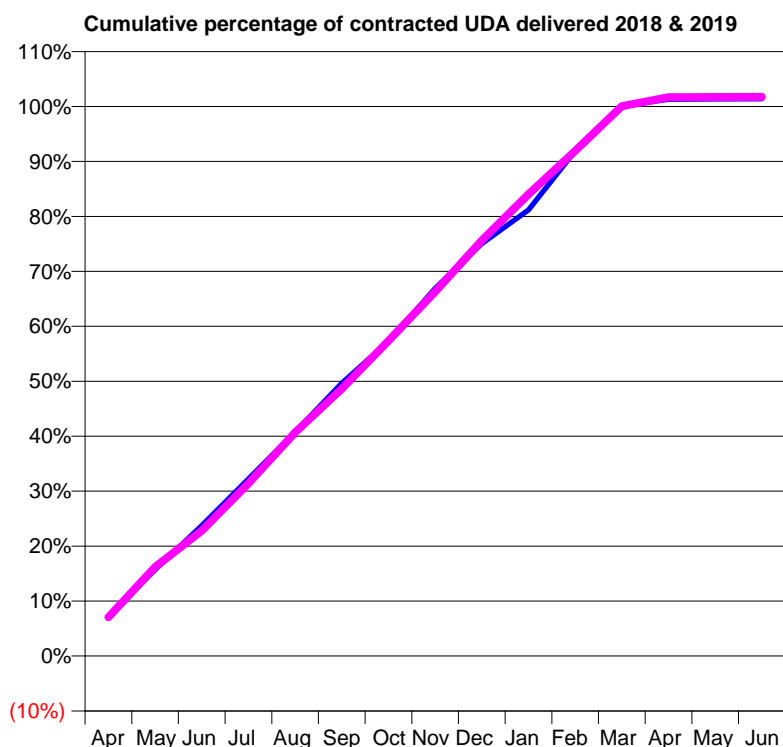
18/19 Contracted general activity (UDA)	12,840
Carry forward general activity (UDA)	-176
18/19 Contracted orthodontic activity (UOA)	0
Carry forward orthodontic activity (UOA)	0
Baseline contract value	£366,474.99

ACCESS*

Patients seen in 24 months	Total	Change since previous quarter
Quarter ending March 2018	4,546	
Quarter ending June 2018	4,548	→
Quarter ending September 2018	4,588	→
Quarter ending December 2018	4,642	→
Quarter ending March 2019	4,623	→
Variance since March 2018	1.7%	→



ACTIVITY



Month	Adjusted Scheduled Activity (UDA)	
	2018	2019
April	922	908
May	2,018	2,081
June	3,047	2,927
July	4,140	4,034
August	5,236	5,228
September	6,375	6,242
October	7,351	7,365
November	8,591	8,511
December	9,635	9,710
January	10,425	10,788
February	11,804	11,803
March	12,847	12,845
April	13,006	13,053
May	13,013	13,060
June	13,016	13,063

QUALITY

	Quantity	Base Number	Contract	AT	Region	England
% of FP17s for the same patient ID Re-attending within 3 months - Children	76	1,510	5.0%	9.9%	11.5%	11.8%
% of FP17s for the same patient ID Re-attending within 3 months - Adults	429	4,533	9.5%	13.3%	15.2%	15.7%
% of FP17s for the same patient ID Re-attending between 3 & 9 months - Children	792	1,510	52.5%	61.0%	60.2%	58.9%
% of FP17s for the same patient ID Re-attending between 3 & 9 months - Adults	2,320	4,533	51.2%	54.9%	51.8%	50.8%
% of FP17s for Band 1 Urgent Courses	271	6,066	4.5%	7.4%	8.1%	9.1%
% of FP17s Relating to Free Repair or Replacements	61	6,066	1.0%	0.9%	0.8%	0.8%
% of FP17s Relating to Continuations	51	6,066	0.8%	1.0%	0.9%	0.9%
% of Patients satisfied with the dentistry they have received	4	4	N/A	93.7%	92.7%	92.5%
% of Patients satisfied with the time they had to wait for an appointment	4	4	N/A	89.7%	87.4%	87.0%

* This is based on patients treated on this contract for their most recent course of treatment. Figures in italics indicate the base number of FP17s or Patient Questionnaire responses are less than 100. N/A is shown where the base number of responses is less than 10 during the period. % is calculated as Quantity/Base number*100

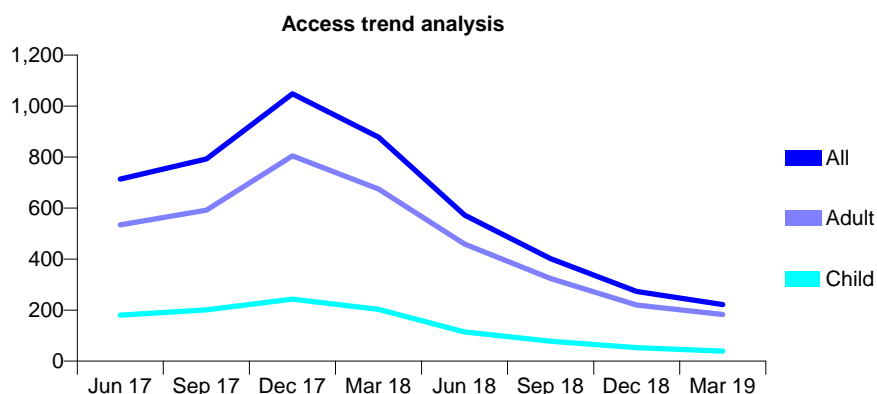
Q60 - Vital Signs At a Glance Contract Report for 824453/0001 - Year end March 2019

Name or company name	Mr P J Middleton
Contract type name	GDS Contract
Purpose of contract	General
Contract start date	01/04/2006
Contract end date	

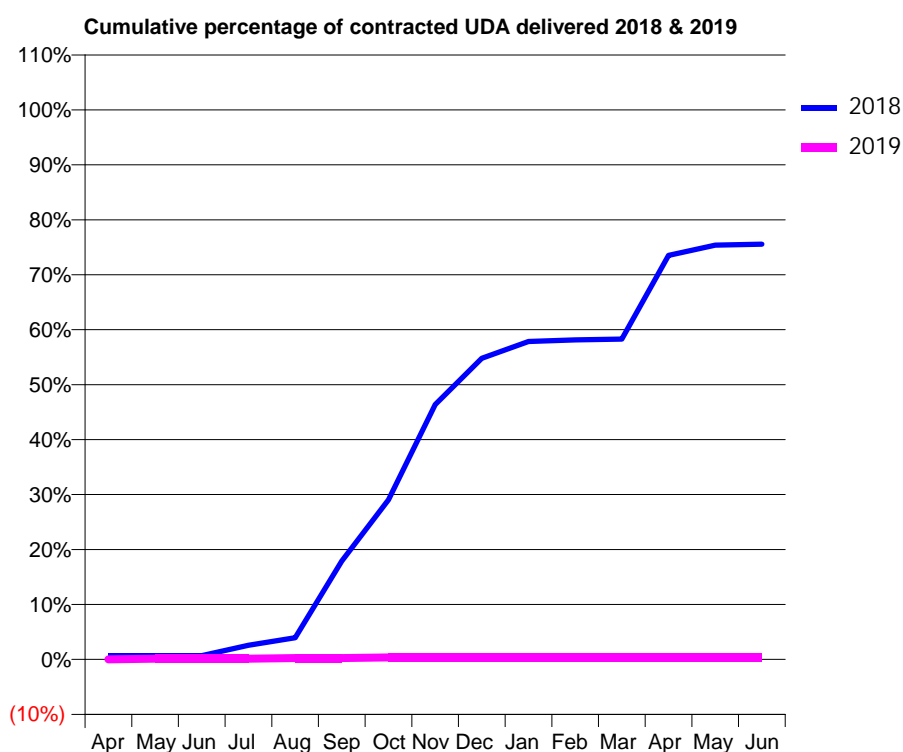
18/19 Contracted general activity (UDA)	2,428
Carry forward general activity (UDA)	0
18/19 Contracted orthodontic activity (UOA)	0
Carry forward orthodontic activity (UOA)	0
Baseline contract value	£51,503.14

ACCESS*

Patients seen in 24 months	Total	Change since previous quarter
Quarter ending March 2018	878	
Quarter ending June 2018	573	↓
Quarter ending September 2018	402	↓
Quarter ending December 2018	273	↓
Quarter ending March 2019	222	↓
Variance since March 2018	(74.7%)	↓



ACTIVITY



Month	Adjusted Scheduled Activity (UDA)	
	2018	2019
April	17	0
May	17	3
June	17	3
July	63	3
August	96	6
September	435	6
October	706	9
November	1,126	9
December	1,330	9
January	1,405	9
February	1,412	9
March	1,416	9
April	1,785	9
May	1,830	9
June	1,834	9

QUALITY

	Quantity	Base Number	Contract	AT	Region	England
% of FP17s for the same patient ID Re-attending within 3 months - Children	0	29	0.0%	9.9%	11.5%	11.8%
% of FP17s for the same patient ID Re-attending within 3 months - Adults	4	167	2.4%	13.3%	15.2%	15.7%
% of FP17s for the same patient ID Re-attending between 3 & 9 months - Children	6	29	20.7%	61.0%	60.2%	58.9%
% of FP17s for the same patient ID Re-attending between 3 & 9 months - Adults	43	167	25.7%	54.9%	51.8%	50.8%
% of FP17s for Band 1 Urgent Courses	0	3	0.0%	7.4%	8.1%	9.1%
% of FP17s Relating to Free Repair or Replacements	2	3	66.7%	0.9%	0.8%	0.8%
% of FP17s Relating to Continuations	0	3	0.0%	1.0%	0.9%	0.9%
% of Patients satisfied with the dentistry they have received	0	0	N/A	93.7%	92.7%	92.5%
% of Patients satisfied with the time they had to wait for an appointment	0	0	N/A	89.7%	87.4%	87.0%

* This is based on patients treated on this contract for their most recent course of treatment. Figures in italics indicate the base number of FP17s or Patient Questionnaire responses are less than 100. N/A is shown where the base number of responses is less than 10 during the period. % is calculated as Quantity/Base number*100

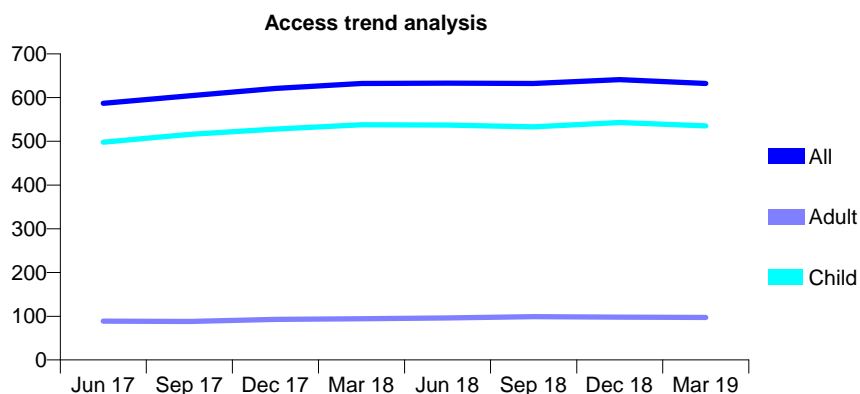
Q60 - Vital Signs At a Glance Contract Report for 825085/0001 - Year end March 2019

Name or company name	MR PB NADIN
Contract type name	GDS Contract
Purpose of contract	General
Contract start date	01/04/2006
Contract end date	

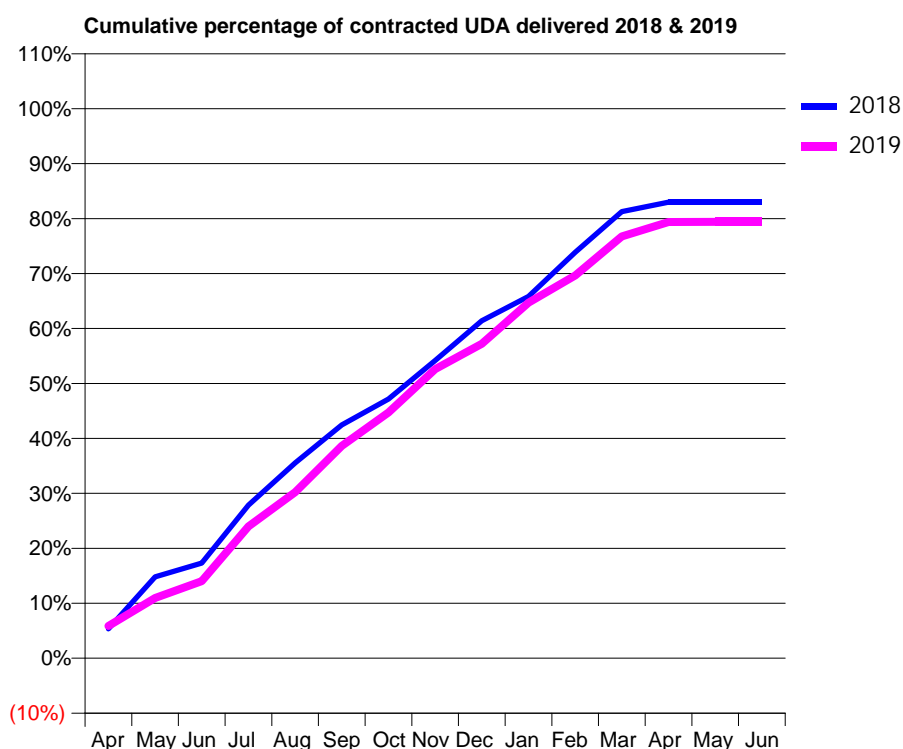
18/19 Contracted general activity (UDA)	1,686
Carry forward general activity (UDA)	0
18/19 Contracted orthodontic activity (UOA)	0
Carry forward orthodontic activity (UOA)	0
Baseline contract value	£44,517.10

ACCESS*

Patients seen in 24 months	Total	Change since previous quarter
Quarter ending March 2018	632	
Quarter ending June 2018	633	→
Quarter ending September 2018	632	→
Quarter ending December 2018	641	→
Quarter ending March 2019	632	↓
Variance since March 2018	0.0%	→



ACTIVITY



Month	2018	2019
April	90	99
May	250	185
June	292	236
July	470	404
August	599	510
September	716	651
October	795	754
November	913	887
December	1,035	965
January	1,110	1,091
February	1,246	1,175
March	1,370	1,294
April	1,399	1,338
May	1,399	1,339
June	1,399	1,339

QUALITY

	Quantity	Base Number	Contract	AT	Region	England
% of FP17s for the same patient ID Re-attending within 3 months - Children	76	938	8.1%	9.9%	11.5%	11.8%
% of FP17s for the same patient ID Re-attending within 3 months - Adults	11	62	17.7%	13.3%	15.2%	15.7%
% of FP17s for the same patient ID Re-attending between 3 & 9 months - Children	665	938	70.9%	61.0%	60.2%	58.9%
% of FP17s for the same patient ID Re-attending between 3 & 9 months - Adults	38	62	61.3%	54.9%	51.8%	50.8%
% of FP17s for Band 1 Urgent Courses	70	1,013	6.9%	7.4%	8.1%	9.1%
% of FP17s Relating to Free Repair or Replacements	0	1,013	0.0%	0.9%	0.8%	0.8%
% of FP17s Relating to Continuations	5	1,013	0.5%	1.0%	0.9%	0.9%
% of Patients satisfied with the dentistry they have received	0	0	N/A	93.7%	92.7%	92.5%
% of Patients satisfied with the time they had to wait for an appointment	0	0	N/A	89.7%	87.4%	87.0%

* This is based on patients treated on this contract for their most recent course of treatment.

Figures in italics indicate the base number of FP17s or Patient Questionnaire responses are less than 100. N/A is shown where the base number of responses is less than 10 during the period. % is calculated as Quantity/Base number*100

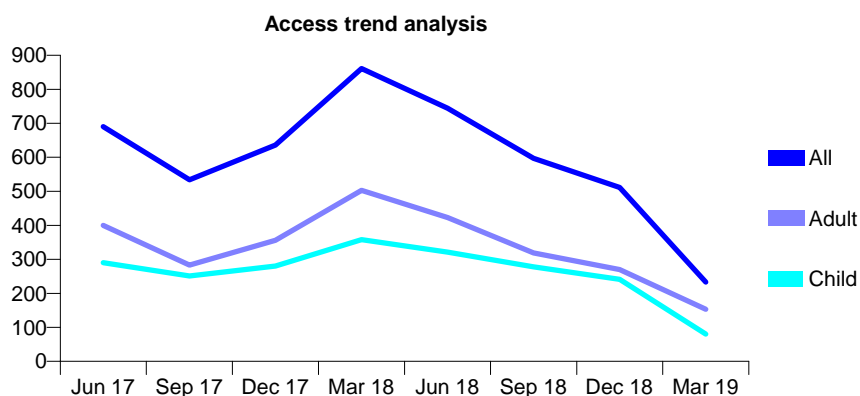
Q60 - Vital Signs At a Glance Contract Report for 833304/0001 - Year end March 2019

Name or company name	MR AP JAMES
Contract type name	GDS Contract
Purpose of contract	General and Orthodontic
Contract start date	01/04/2006
Contract end date	30/09/2018

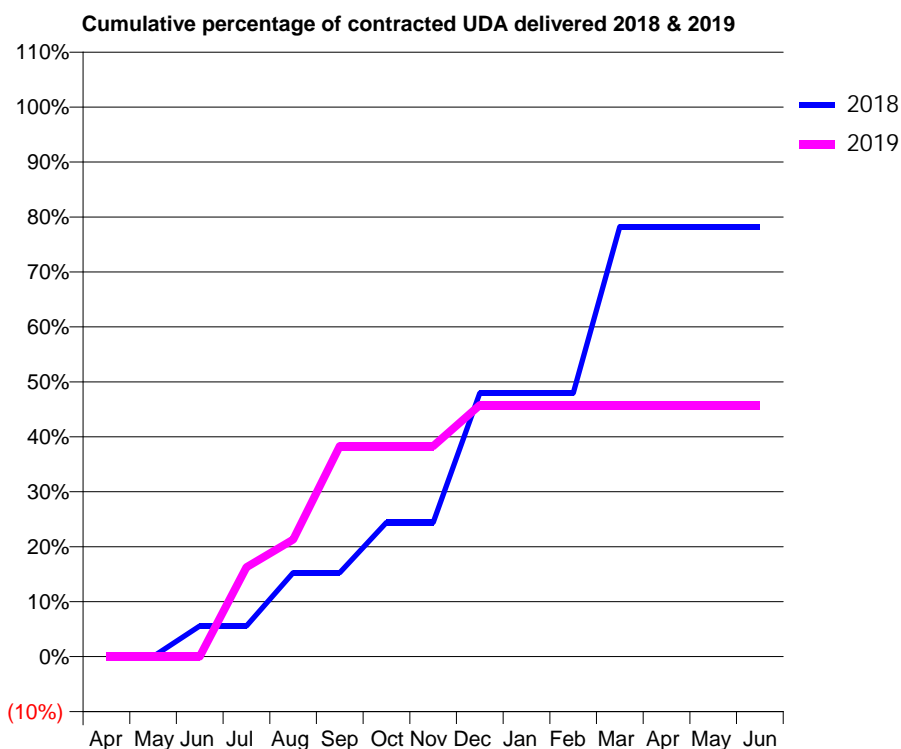
18/19 Contracted general activity (UDA)	763
Carry forward general activity (UDA)	0
18/19 Contracted orthodontic activity (UOA)	0
Carry forward orthodontic activity (UOA)	0
Baseline contract value	£21,387.78

ACCESS*

Patients seen in 24 months	Total	Change since previous quarter
Quarter ending March 2018	861	
Quarter ending June 2018	744	↓
Quarter ending September 2018	597	↓
Quarter ending December 2018	511	↓
Quarter ending March 2019	233	↓
Variance since March 2018	(72.9%)	↓



ACTIVITY



Month	Adjusted Scheduled Activity (UDA)	
	2018	2019
April	0	0
May	0	0
June	85	0
July	85	124
August	233	162
September	233	292
October	373	292
November	373	292
December	731	349
January	731	349
February	731	349
March	1,194	349
April	1,194	349
May	1,194	349
June	1,194	349

QUALITY

	Quantity	Base Number	Contract	AT	Region	England
% of FP17s for the same patient ID Re-attending within 3 months - Children	6	238	2.5%	9.9%	11.5%	11.8%
% of FP17s for the same patient ID Re-attending within 3 months - Adults	7	221	3.2%	13.3%	15.2%	15.7%
% of FP17s for the same patient ID Re-attending between 3 & 9 months - Children	146	238	61.3%	61.0%	60.2%	58.9%
% of FP17s for the same patient ID Re-attending between 3 & 9 months - Adults	83	221	37.6%	54.9%	51.8%	50.8%
% of FP17s for Band 1 Urgent Courses	19	361	5.3%	7.4%	8.1%	9.1%
% of FP17s Relating to Free Repair or Replacements	0	361	0.0%	0.9%	0.8%	0.8%
% of FP17s Relating to Continuations	0	361	0.0%	1.0%	0.9%	0.9%
% of Patients satisfied with the dentistry they have received	1	1	N/A	93.7%	92.7%	92.5%
% of Patients satisfied with the time they had to wait for an appointment	1	1	N/A	89.7%	87.4%	87.0%

* This is based on patients treated on this contract for their most recent course of treatment. Figures in italics indicate the base number of FP17s or Patient Questionnaire responses are less than 100. N/A is shown where the base number of responses is less than 10 during the period. % is calculated as Quantity/Base number*100

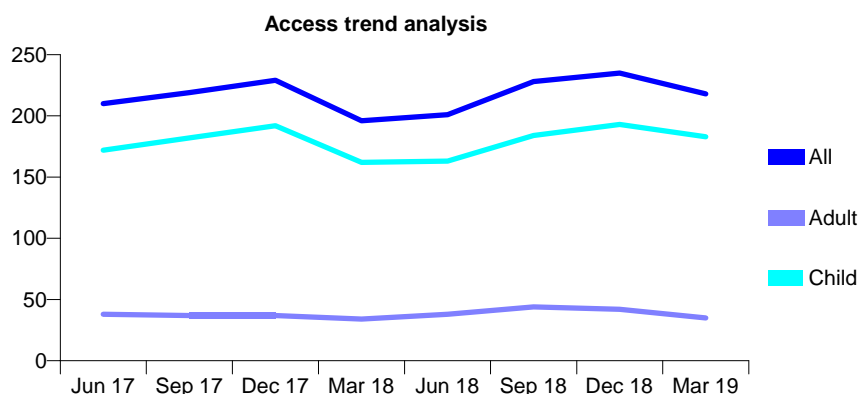
Q60 - Vital Signs At a Glance Contract Report for 840319/0001 - Year end March 2019

Name or company name	MISS SJ WORSKETT
Contract type name	GDS Contract
Purpose of contract	General
Contract start date	01/04/2006
Contract end date	

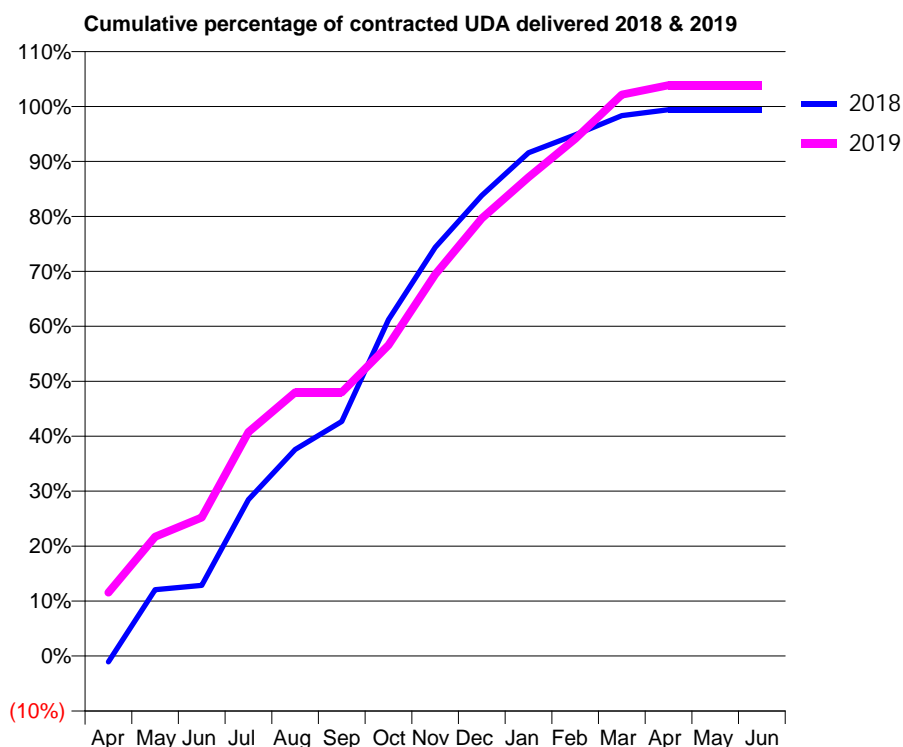
18/19 Contracted general activity (UDA)	373
Carry forward general activity (UDA)	2
18/19 Contracted orthodontic activity (UOA)	0
Carry forward orthodontic activity (UOA)	0
Baseline contract value	£7,869.93

ACCESS*

Patients seen in 24 months	Total	Change since previous quarter
Quarter ending March 2018	196	
Quarter ending June 2018	201	↑
Quarter ending September 2018	228	↑
Quarter ending December 2018	235	↑
Quarter ending March 2019	218	↓
Variance since March 2018	11.2%	↑



ACTIVITY



Month	Adjusted Scheduled Activity (UDA)	
	2018	2019
April	-4	43
May	45	81
June	48	94
July	106	152
August	140	179
September	159	179
October	228	211
November	277	259
December	313	297
January	342	325
February	354	351
March	367	381
April	371	387
May	371	387
June	371	387

QUALITY

	Quantity	Base Number	Contract	AT	Region	England
% of FP17s for the same patient ID Re-attending within 3 months - Children	5	281	1.8%	9.9%	11.5%	11.8%
% of FP17s for the same patient ID Re-attending within 3 months - Adults	1	22	4.5%	13.3%	15.2%	15.7%
% of FP17s for the same patient ID Re-attending between 3 & 9 months - Children	162	281	57.7%	61.0%	60.2%	58.9%
% of FP17s for the same patient ID Re-attending between 3 & 9 months - Adults	10	22	45.5%	54.9%	51.8%	50.8%
% of FP17s for Band 1 Urgent Courses	2	307	0.7%	7.4%	8.1%	9.1%
% of FP17s Relating to Free Repair or Replacements	0	307	0.0%	0.9%	0.8%	0.8%
% of FP17s Relating to Continuations	0	307	0.0%	1.0%	0.9%	0.9%
% of Patients satisfied with the dentistry they have received	1	1	N/A	93.7%	92.7%	92.5%
% of Patients satisfied with the time they had to wait for an appointment	1	1	N/A	89.7%	87.4%	87.0%

* This is based on patients treated on this contract for their most recent course of treatment. Figures in italics indicate the base number of FP17s or Patient Questionnaire responses are less than 100. N/A is shown where the base number of responses is less than 10 during the period. % is calculated as Quantity/Base number*100

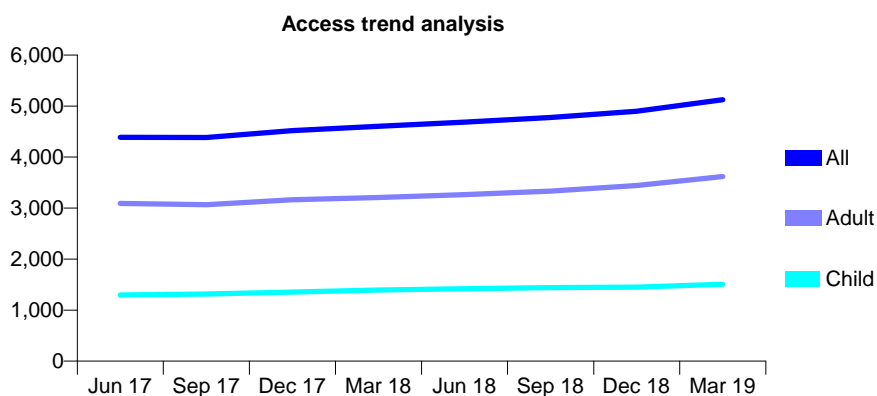
Q60 - Vital Signs At a Glance Contract Report for 840610/0001 - Year end March 2019

Name or company name	MR RK NAHAR
Contract type name	GDS Contract
Purpose of contract	General and Orthodontic
Contract start date	01/04/2006
Contract end date	

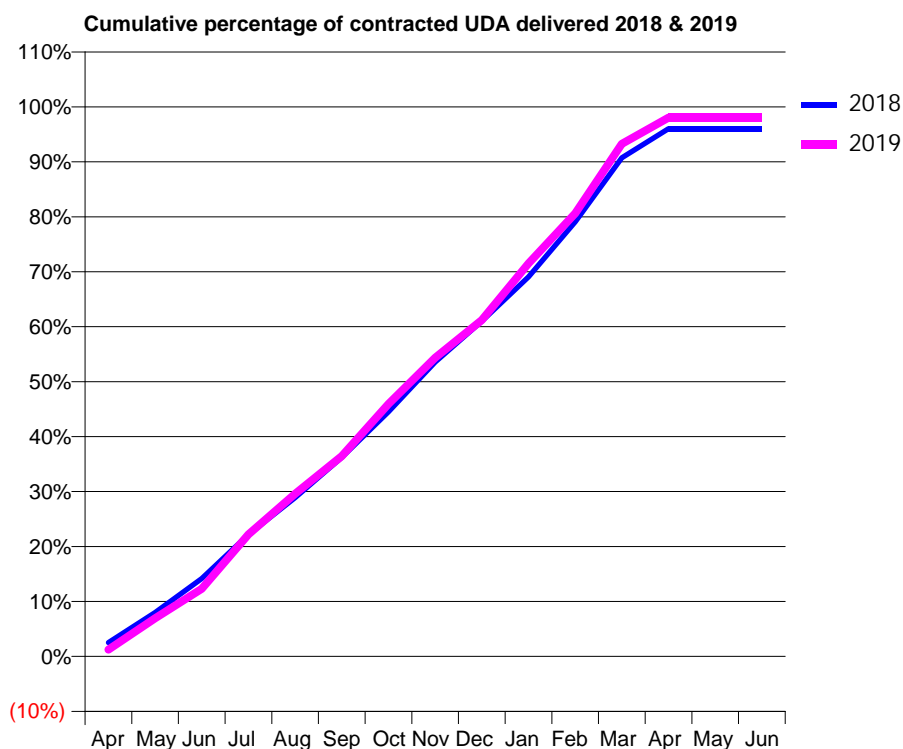
18/19 Contracted general activity (UDA)	17,203
Carry forward general activity (UDA)	562
18/19 Contracted orthodontic activity (UOA)	656
Carry forward orthodontic activity (UOA)	-5
Baseline contract value	£461,975.50

ACCESS*

Patients seen in 24 months	Total	Change since previous quarter
Quarter ending March 2018	4,606	
Quarter ending June 2018	4,686	→
Quarter ending September 2018	4,774	→
Quarter ending December 2018	4,897	↑
Quarter ending March 2019	5,125	↑
Variance since March 2018	11.3%	↑



ACTIVITY



Month	Adjusted Scheduled Activity (UDA)	
	2018	2019
April	361	215
May	1,135	1,195
June	2,013	2,119
July	3,148	3,822
August	4,106	5,089
September	5,145	6,267
October	6,324	7,904
November	7,608	9,354
December	8,663	10,526
January	9,810	12,302
February	11,232	13,869
March	12,886	16,046
April	13,641	16,864
May	13,641	16,864
June	13,641	16,864

QUALITY

	Quantity	Base Number	Contract	AT	Region	England
% of FP17s for the same patient ID Re-attending within 3 months - Children	337	2,674	12.6%	9.9%	11.5%	11.8%
% of FP17s for the same patient ID Re-attending within 3 months - Adults	878	5,668	15.5%	13.3%	15.2%	15.7%
% of FP17s for the same patient ID Re-attending between 3 & 9 months - Children	1,689	2,674	63.2%	61.0%	60.2%	58.9%
% of FP17s for the same patient ID Re-attending between 3 & 9 months - Adults	3,229	5,668	57.0%	54.9%	51.8%	50.8%
% of FP17s for Band 1 Urgent Courses	464	8,240	5.6%	7.4%	8.1%	9.1%
% of FP17s Relating to Free Repair or Replacements	41	8,240	0.5%	0.9%	0.8%	0.8%
% of FP17s Relating to Continuations	137	8,240	1.7%	1.0%	0.9%	0.9%
% of Patients satisfied with the dentistry they have received	1	1	N/A	93.7%	92.7%	92.5%
% of Patients satisfied with the time they had to wait for an appointment	1	1	N/A	89.7%	87.4%	87.0%

* This is based on patients treated on this contract for their most recent course of treatment. Figures in italics indicate the base number of FP17s or Patient Questionnaire responses are less than 100. N/A is shown where the base number of responses is less than 10 during the period. % is calculated as Quantity/Base number*100

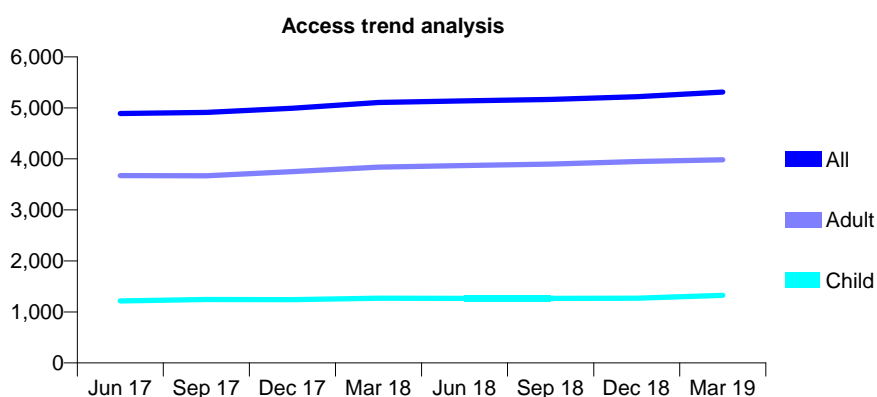
Q60 - Vital Signs At a Glance Contract Report for 844691/0001 - Year end March 2019

Name or company name	MR G SHIRAVI
Contract type name	GDS Contract
Purpose of contract	General
Contract start date	01/04/2006
Contract end date	

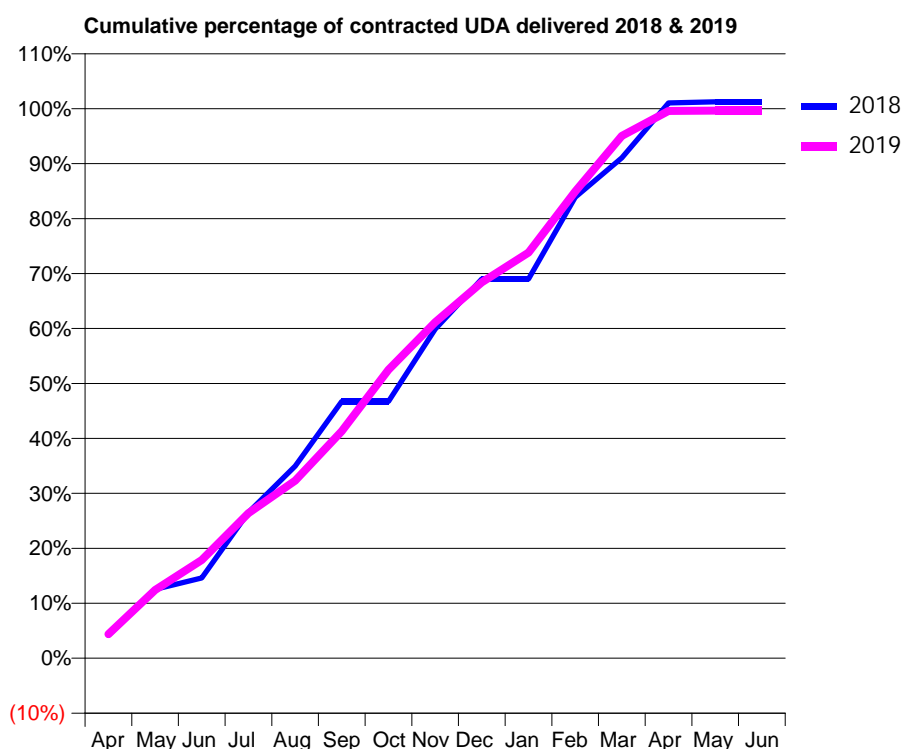
18/19 Contracted general activity (UDA)	15,045
Carry forward general activity (UDA)	-174
18/19 Contracted orthodontic activity (UOA)	0
Carry forward orthodontic activity (UOA)	0
Baseline contract value	£427,835.37

ACCESS*

Patients seen in 24 months	Total	Change since previous quarter
Quarter ending March 2018	5,108	
Quarter ending June 2018	5,137	→
Quarter ending September 2018	5,166	→
Quarter ending December 2018	5,220	→
Quarter ending March 2019	5,308	→
Variance since March 2018	3.9%	↑



ACTIVITY



Month	Adjusted Scheduled Activity (UDA)	
	2018	2019
April	600	658
May	1,792	1,867
June	2,086	2,690
July	3,793	3,973
August	4,998	4,860
September	6,680	6,214
October	6,680	7,898
November	8,563	9,197
December	9,864	10,291
January	9,864	11,106
February	11,989	12,779
March	13,019	14,297
April	14,444	14,982
May	14,469	14,994
June	14,469	14,994

QUALITY

	Quantity	Base Number	Contract	AT	Region	England
% of FP17s for the same patient ID Re-attending within 3 months - Children	151	1,991	7.6%	9.9%	11.5%	11.8%
% of FP17s for the same patient ID Re-attending within 3 months - Adults	820	5,973	13.7%	13.3%	15.2%	15.7%
% of FP17s for the same patient ID Re-attending between 3 & 9 months - Children	1,234	1,991	62.0%	61.0%	60.2%	58.9%
% of FP17s for the same patient ID Re-attending between 3 & 9 months - Adults	3,446	5,973	57.7%	54.9%	51.8%	50.8%
% of FP17s for Band 1 Urgent Courses	459	7,601	6.0%	7.4%	8.1%	9.1%
% of FP17s Relating to Free Repair or Replacements	41	7,601	0.5%	0.9%	0.8%	0.8%
% of FP17s Relating to Continuations	87	7,601	1.1%	1.0%	0.9%	0.9%
% of Patients satisfied with the dentistry they have received	4	4	N/A	93.7%	92.7%	92.5%
% of Patients satisfied with the time they had to wait for an appointment	4	4	N/A	89.7%	87.4%	87.0%

* This is based on patients treated on this contract for their most recent course of treatment.

Figures in italics indicate the base number of FP17s or Patient Questionnaire responses are less than 100. N/A is shown where the base number of responses is less than 10 during the period. % is calculated as Quantity/Base number*100

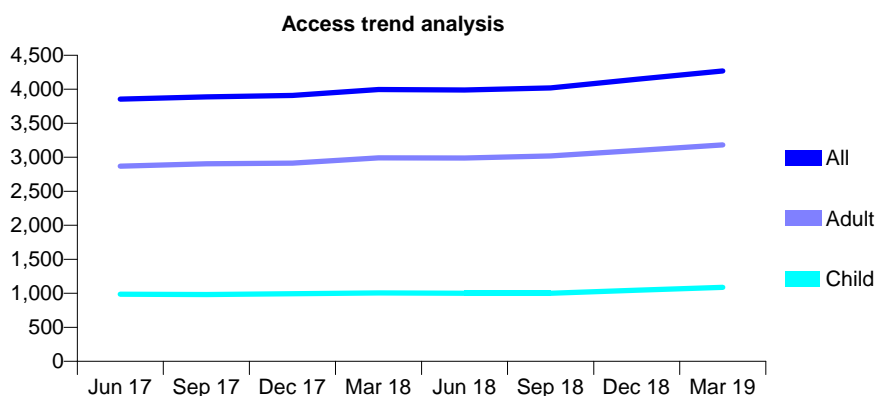
Q60 - Vital Signs At a Glance Contract Report for 847739/0002 - Year end March 2019

Name or company name	MR E MOORE
Contract type name	GDS Contract
Purpose of contract	General
Contract start date	01/04/2006
Contract end date	

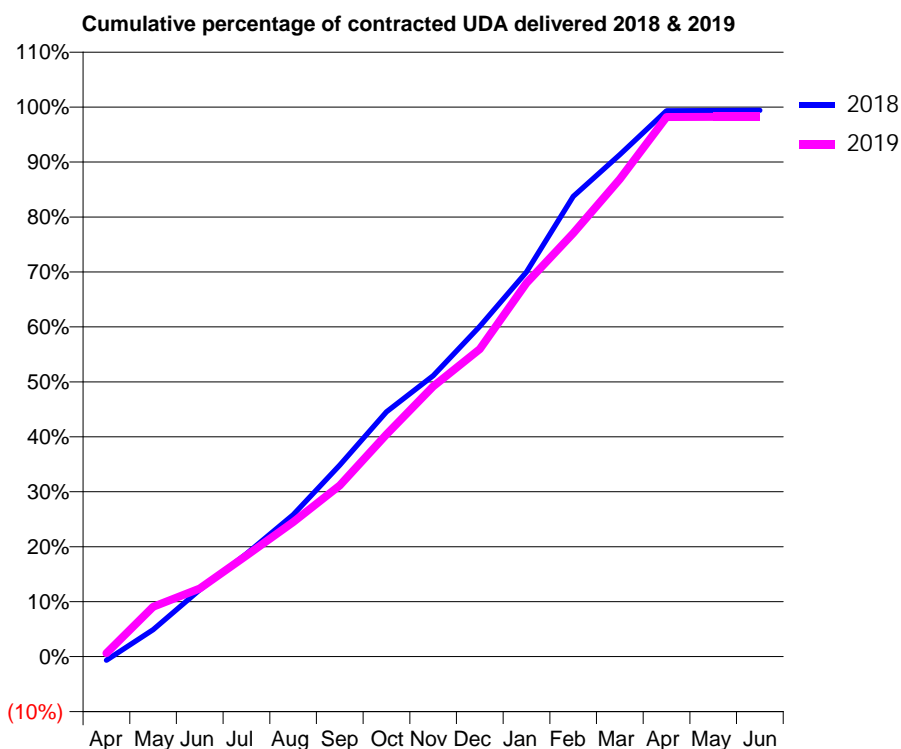
18/19 Contracted general activity (UDA)	11,482
Carry forward general activity (UDA)	56
18/19 Contracted orthodontic activity (UOA)	0
Carry forward orthodontic activity (UOA)	0
Baseline contract value	£278,591.50

ACCESS*

Patients seen in 24 months	Total	Change since previous quarter
Quarter ending March 2018	3,998	
Quarter ending June 2018	3,989	→
Quarter ending September 2018	4,021	→
Quarter ending December 2018	4,148	↑
Quarter ending March 2019	4,270	↑
Variance since March 2018	6.8%	↑



ACTIVITY



Month	Adjusted Scheduled Activity (UDA)	
	2018	2019
April	-64	71
May	467	1,040
June	1,153	1,424
July	1,776	2,111
August	2,448	2,810
September	3,306	3,578
October	4,225	4,643
November	4,848	5,647
December	5,699	6,424
January	6,638	7,806
February	7,940	8,846
March	8,661	9,977
April	9,418	11,275
May	9,421	11,277
June	9,426	11,277

QUALITY

	Quantity	Base Number	Contract	AT	Region	England
% of FP17s for the same patient ID Re-attending within 3 months - Children	154	1,687	9.1%	9.9%	11.5%	11.8%
% of FP17s for the same patient ID Re-attending within 3 months - Adults	591	4,405	13.4%	13.3%	15.2%	15.7%
% of FP17s for the same patient ID Re-attending between 3 & 9 months - Children	938	1,687	55.6%	61.0%	60.2%	58.9%
% of FP17s for the same patient ID Re-attending between 3 & 9 months - Adults	2,209	4,405	50.1%	54.9%	51.8%	50.8%
% of FP17s for Band 1 Urgent Courses	359	5,554	6.5%	7.4%	8.1%	9.1%
% of FP17s Relating to Free Repair or Replacements	10	5,554	0.2%	0.9%	0.8%	0.8%
% of FP17s Relating to Continuations	38	5,554	0.7%	1.0%	0.9%	0.9%
% of Patients satisfied with the dentistry they have received	8	8	N/A	93.7%	92.7%	92.5%
% of Patients satisfied with the time they had to wait for an appointment	7	8	N/A	89.7%	87.4%	87.0%

* This is based on patients treated on this contract for their most recent course of treatment. Figures in italics indicate the base number of FP17s or Patient Questionnaire responses are less than 100. N/A is shown where the base number of responses is less than 10 during the period. % is calculated as Quantity/Base number*100

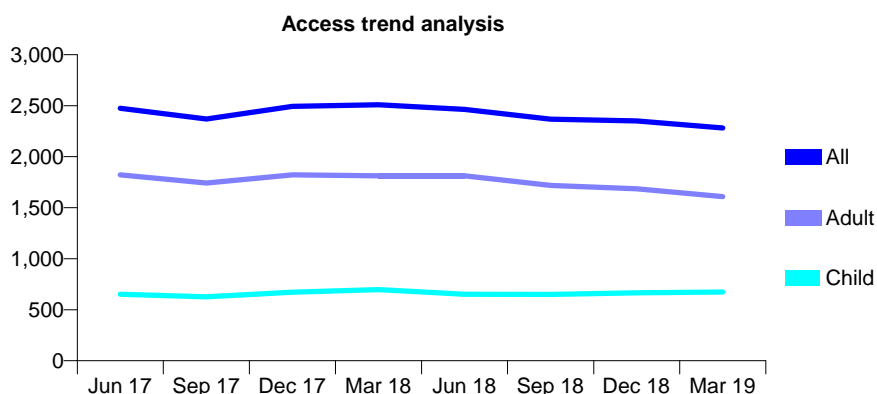
Q60 - Vital Signs At a Glance Contract Report for 849227/0001 - Year end March 2019

Name or company name	MR BS AHITAN
Contract type name	GDS Contract
Purpose of contract	General
Contract start date	01/04/2006
Contract end date	

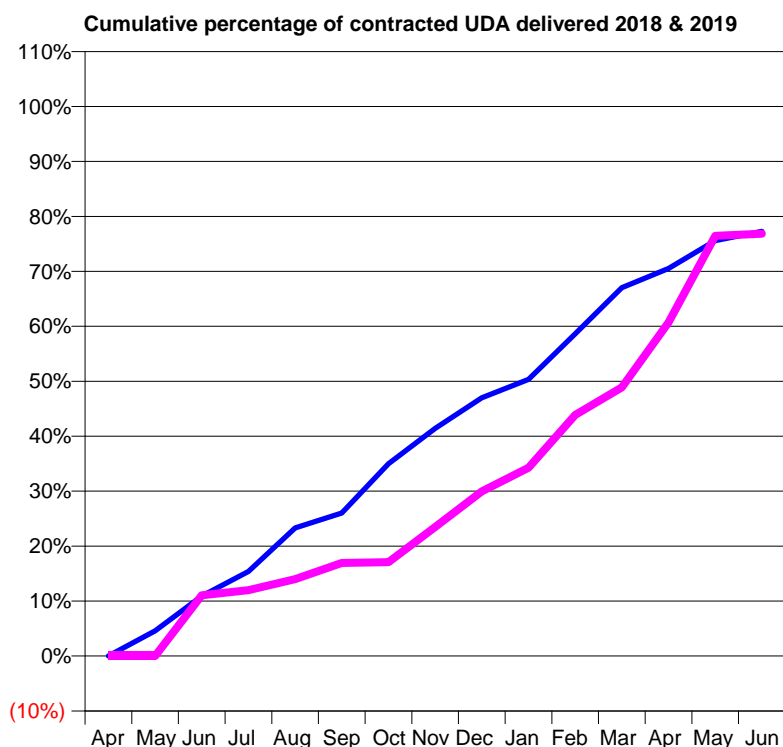
18/19 Contracted general activity (UDA)	10,030
Carry forward general activity (UDA)	0
18/19 Contracted orthodontic activity (UOA)	0
Carry forward orthodontic activity (UOA)	0
Baseline contract value	£235,424.75

ACCESS*

Patients seen in 24 months	Total	Change since previous quarter
Quarter ending March 2018	2,509	
Quarter ending June 2018	2,464	↓
Quarter ending September 2018	2,368	↓
Quarter ending December 2018	2,351	→
Quarter ending March 2019	2,282	↓
Variance since March 2018	(9.0%)	↓



ACTIVITY



Month	Adjusted Scheduled Activity (UDA)	
	2018	2019
April	0	0
May	461	0
June	1,094	1,108
July	1,544	1,204
August	2,338	1,402
September	2,610	1,699
October	3,509	1,712
November	4,155	2,358
December	4,713	3,005
January	5,050	3,436
February	5,881	4,398
March	6,723	4,902
April	7,072	6,088
May	7,581	7,667
June	7,751	7,707

QUALITY

	Quantity	Base Number	Contract	AT	Region	England
% of FP17s for the same patient ID Re-attending within 3 months - Children	64	716	8.9%	9.9%	11.5%	11.8%
% of FP17s for the same patient ID Re-attending within 3 months - Adults	242	1,381	17.5%	13.3%	15.2%	15.7%
% of FP17s for the same patient ID Re-attending between 3 & 9 months - Children	263	716	36.7%	61.0%	60.2%	58.9%
% of FP17s for the same patient ID Re-attending between 3 & 9 months - Adults	344	1,381	24.9%	54.9%	51.8%	50.8%
% of FP17s for Band 1 Urgent Courses	40	2,209	1.8%	7.4%	8.1%	9.1%
% of FP17s Relating to Free Repair or Replacements	67	2,209	3.0%	0.9%	0.8%	0.8%
% of FP17s Relating to Continuations	51	2,209	2.3%	1.0%	0.9%	0.9%
% of Patients satisfied with the dentistry they have received	1	1	N/A	93.7%	92.7%	92.5%
% of Patients satisfied with the time they had to wait for an appointment	1	1	N/A	89.7%	87.4%	87.0%

* This is based on patients treated on this contract for their most recent course of treatment. Figures in italics indicate the base number of FP17s or Patient Questionnaire responses are less than 100. N/A is shown where the base number of responses is less than 10 during the period. % is calculated as Quantity/Base number*100

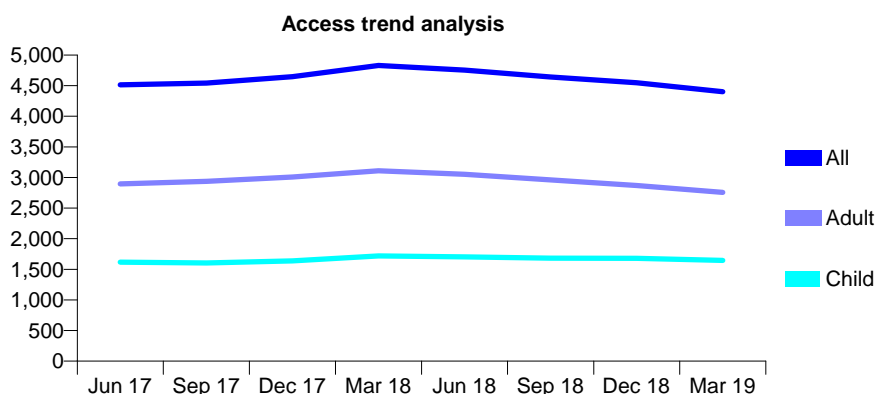
Q60 - Vital Signs At a Glance Contract Report for 856622/0001 - Year end March 2019

Name or company name	MR N BARCHHA
Contract type name	GDS Contract
Purpose of contract	General
Contract start date	01/04/2006
Contract end date	

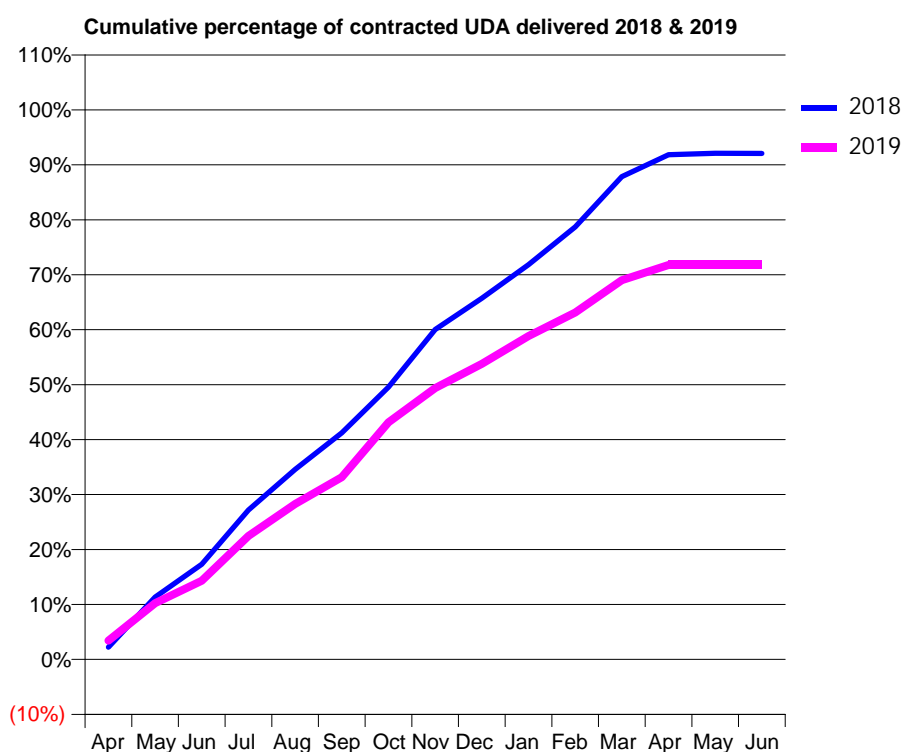
18/19 Contracted general activity (UDA)	16,093
Carry forward general activity (UDA)	0
18/19 Contracted orthodontic activity (UOA)	0
Carry forward orthodontic activity (UOA)	0
Baseline contract value	£407,328.75

ACCESS*

Patients seen in 24 months	Total	Change since previous quarter
Quarter ending March 2018	4,828	
Quarter ending June 2018	4,755	↓
Quarter ending September 2018	4,642	↓
Quarter ending December 2018	4,548	↓
Quarter ending March 2019	4,402	↓
Variance since March 2018	(8.8%)	↓



ACTIVITY



Month	Adjusted Scheduled Activity (UDA)	
	2018	2019
April	361	553
May	1,825	1,652
June	2,785	2,302
July	4,375	3,619
August	5,568	4,557
September	6,631	5,335
October	7,972	6,947
November	9,661	7,945
December	10,576	8,653
January	11,561	9,468
February	12,665	10,159
March	14,134	11,104
April	14,778	11,551
May	14,821	11,552
June	14,819	11,552

QUALITY

	Quantity	Base Number	Contract	AT	Region	England
% of FP17s for the same patient ID Re-attending within 3 months - Children	187	2,604	7.2%	9.9%	11.5%	11.8%
% of FP17s for the same patient ID Re-attending within 3 months - Adults	585	3,538	16.5%	13.3%	15.2%	15.7%
% of FP17s for the same patient ID Re-attending between 3 & 9 months - Children	1,767	2,604	67.9%	61.0%	60.2%	58.9%
% of FP17s for the same patient ID Re-attending between 3 & 9 months - Adults	2,049	3,538	57.9%	54.9%	51.8%	50.8%
% of FP17s for Band 1 Urgent Courses	468	6,008	7.8%	7.4%	8.1%	9.1%
% of FP17s Relating to Free Repair or Replacements	34	6,008	0.6%	0.9%	0.8%	0.8%
% of FP17s Relating to Continuations	98	6,008	1.6%	1.0%	0.9%	0.9%
% of Patients satisfied with the dentistry they have received	4	5	N/A	93.7%	92.7%	92.5%
% of Patients satisfied with the time they had to wait for an appointment	4	5	N/A	89.7%	87.4%	87.0%

* This is based on patients treated on this contract for their most recent course of treatment. Figures in italics indicate the base number of FP17s or Patient Questionnaire responses are less than 100. N/A is shown where the base number of responses is less than 10 during the period. % is calculated as Quantity/Base number*100

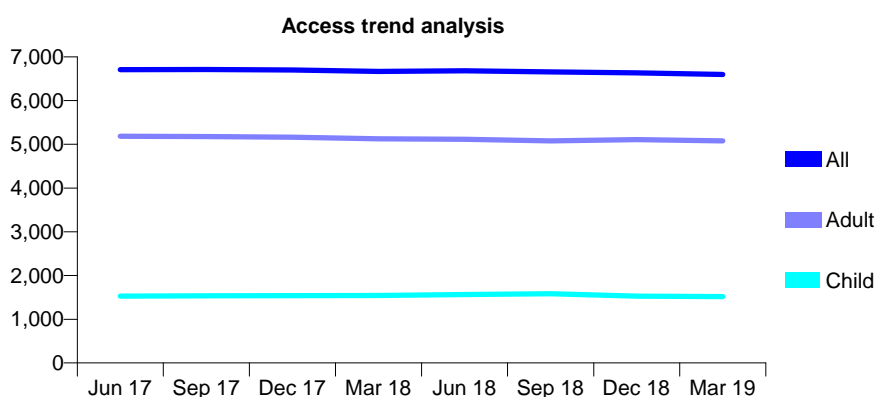
Q60 - Vital Signs At a Glance Contract Report for 857866/0001 - Year end March 2019

Name or company name	MR LG THOTA
Contract type name	GDS Contract
Purpose of contract	General
Contract start date	01/04/2006
Contract end date	

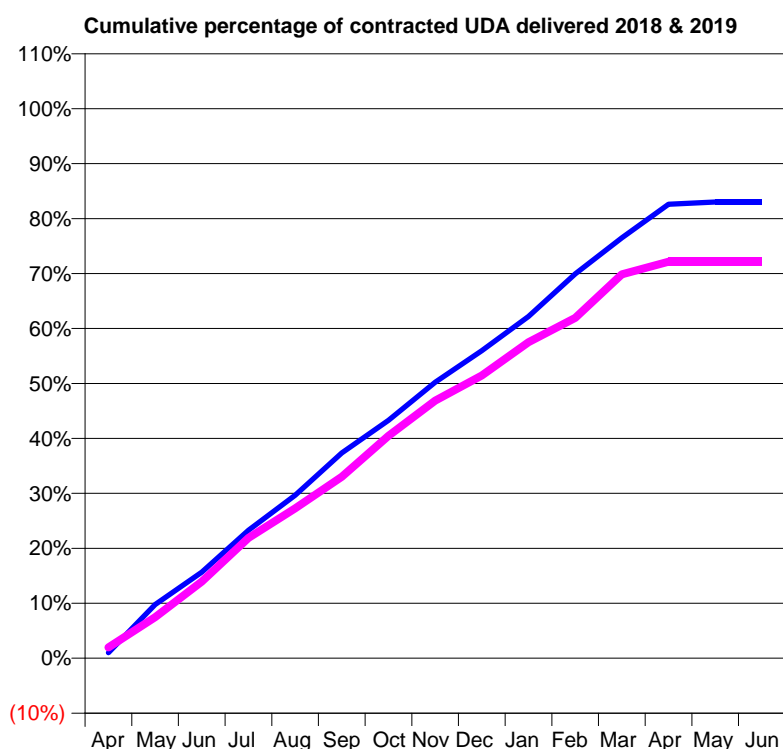
18/19 Contracted general activity (UDA)	26,500
Carry forward general activity (UDA)	0
18/19 Contracted orthodontic activity (UOA)	0
Carry forward orthodontic activity (UOA)	0
Baseline contract value	£572,653.23

ACCESS*

Patients seen in 24 months	Total	Change since previous quarter
Quarter ending March 2018	6,667	
Quarter ending June 2018	6,682	→
Quarter ending September 2018	6,658	→
Quarter ending December 2018	6,632	→
Quarter ending March 2019	6,595	→
Variance since March 2018	(1.1%)	↓



ACTIVITY



Month	2018	2019
April	266	523
May	2,587	1,984
June	4,151	3,697
July	6,171	5,804
August	7,863	7,227
September	9,899	8,747
October	11,469	10,723
November	13,308	12,420
December	14,829	13,638
January	16,476	15,235
February	18,530	16,406
March	20,275	18,510
April	21,890	19,122
May	21,996	19,122
June	21,996	19,122

QUALITY

	Quantity	Base Number	Contract	AT	Region	England
% of FP17s for the same patient ID Re-attending within 3 months - Children	121	2,325	5.2%	9.9%	11.5%	11.8%
% of FP17s for the same patient ID Re-attending within 3 months - Adults	949	7,751	12.2%	13.3%	15.2%	15.7%
% of FP17s for the same patient ID Re-attending between 3 & 9 months - Children	1,488	2,325	64.0%	61.0%	60.2%	58.9%
% of FP17s for the same patient ID Re-attending between 3 & 9 months - Adults	4,923	7,751	63.5%	54.9%	51.8%	50.8%
% of FP17s for Band 1 Urgent Courses	888	9,711	9.1%	7.4%	8.1%	9.1%
% of FP17s Relating to Free Repair or Replacements	33	9,711	0.3%	0.9%	0.8%	0.8%
% of FP17s Relating to Continuations	55	9,711	0.6%	1.0%	0.9%	0.9%
% of Patients satisfied with the dentistry they have received	5	5	N/A	93.7%	92.7%	92.5%
% of Patients satisfied with the time they had to wait for an appointment	5	5	N/A	89.7%	87.4%	87.0%

* This is based on patients treated on this contract for their most recent course of treatment.

Figures in italics indicate the base number of FP17s or Patient Questionnaire responses are less than 100. N/A is shown where the base number of responses is less than 10 during the period. % is calculated as Quantity/Base number*100

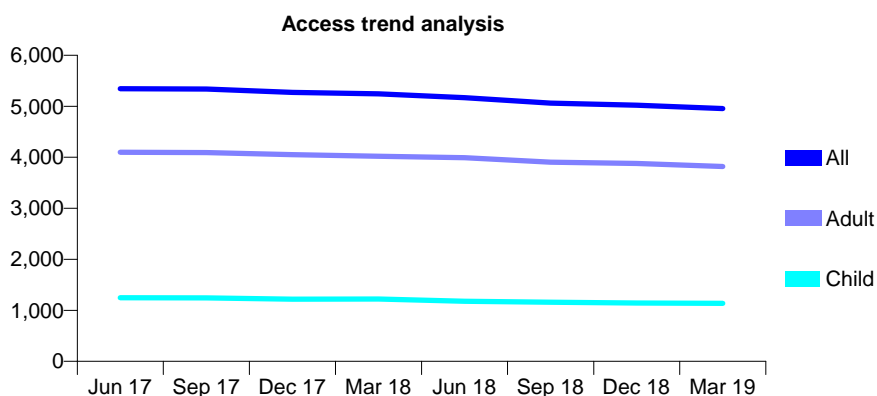
Q60 - Vital Signs At a Glance Contract Report for 906611/0002 - Year end March 2019

Name or company name	MR RJ COOPER
Contract type name	GDS Contract
Purpose of contract	General
Contract start date	01/04/2009
Contract end date	

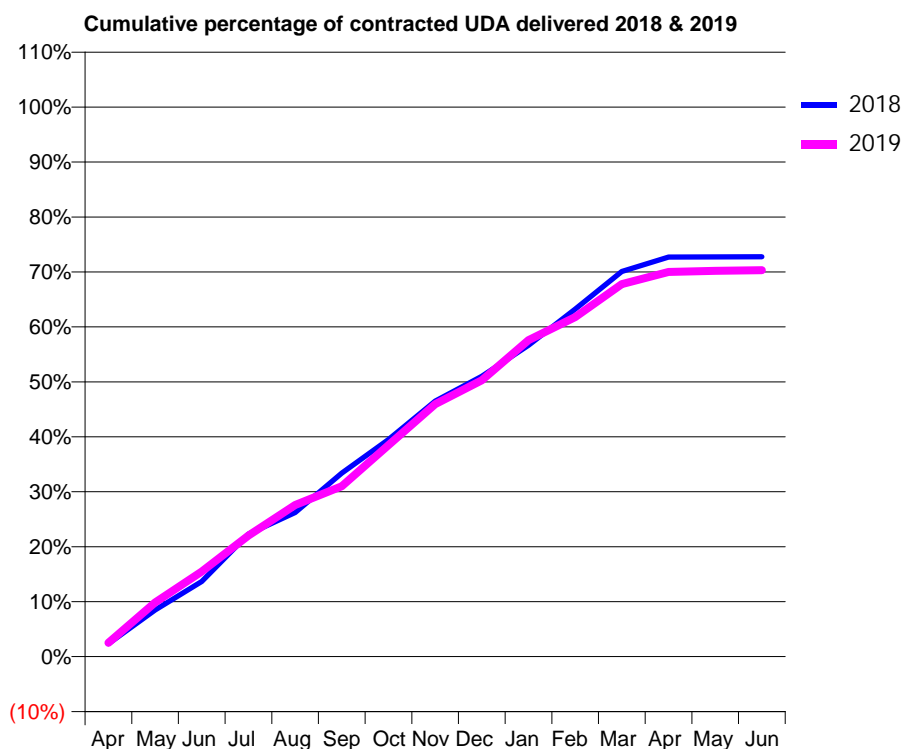
18/19 Contracted general activity (UDA)	18,833
Carry forward general activity (UDA)	0
18/19 Contracted orthodontic activity (UOA)	0
Carry forward orthodontic activity (UOA)	0
Baseline contract value	£463,799.34

ACCESS*

Patients seen in 24 months	Total	Change since previous quarter
Quarter ending March 2018	5,243	
Quarter ending June 2018	5,170	↓
Quarter ending September 2018	5,064	↓
Quarter ending December 2018	5,022	→
Quarter ending March 2019	4,955	↓
Variance since March 2018	(5.5%)	↓



ACTIVITY



Month	Adjusted Scheduled Activity (UDA)	
	2018	2019
April	439	477
May	1,601	1,859
June	2,574	2,918
July	4,199	4,149
August	4,937	5,198
September	6,289	5,839
October	7,438	7,253
November	8,752	8,654
December	9,610	9,473
January	10,668	10,848
February	11,912	11,637
March	13,197	12,768
April	13,690	13,183
May	13,698	13,221
June	13,702	13,243

QUALITY

	Quantity	Base Number	Contract	AT	Region	England
% of FP17s for the same patient ID Re-attending within 3 months - Children	99	1,596	6.2%	9.9%	11.5%	11.8%
% of FP17s for the same patient ID Re-attending within 3 months - Adults	451	5,036	9.0%	13.3%	15.2%	15.7%
% of FP17s for the same patient ID Re-attending between 3 & 9 months - Children	896	1,596	56.1%	61.0%	60.2%	58.9%
% of FP17s for the same patient ID Re-attending between 3 & 9 months - Adults	2,873	5,036	57.0%	54.9%	51.8%	50.8%
% of FP17s for Band 1 Urgent Courses	266	6,576	4.0%	7.4%	8.1%	9.1%
% of FP17s Relating to Free Repair or Replacements	20	6,576	0.3%	0.9%	0.8%	0.8%
% of FP17s Relating to Continuations	123	6,576	1.9%	1.0%	0.9%	0.9%
% of Patients satisfied with the dentistry they have received	7	7	N/A	93.7%	92.7%	92.5%
% of Patients satisfied with the time they had to wait for an appointment	6	7	N/A	89.7%	87.4%	87.0%

* This is based on patients treated on this contract for their most recent course of treatment. Figures in italics indicate the base number of FP17s or Patient Questionnaire responses are less than 100. N/A is shown where the base number of responses is less than 10 during the period. % is calculated as Quantity/Base number*100

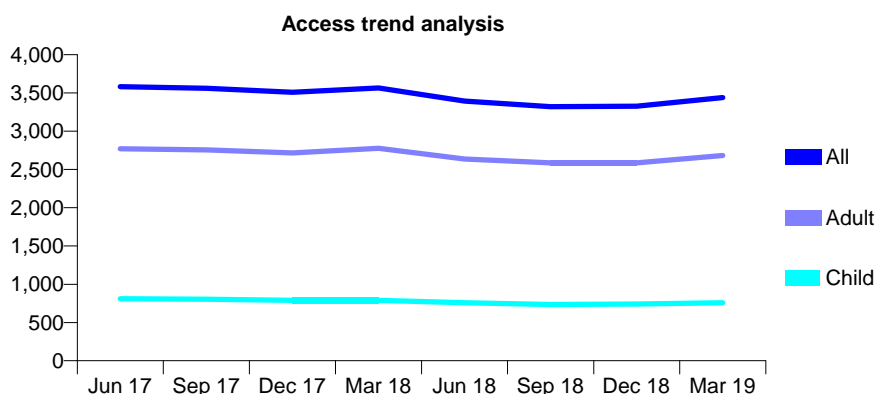
Q60 - Vital Signs At a Glance Contract Report for 909939/0001 - Year end March 2019

Name or company name	Sandeep Kaur Dhanda
Contract type name	GDS Contract
Purpose of contract	General
Contract start date	01/04/2006
Contract end date	

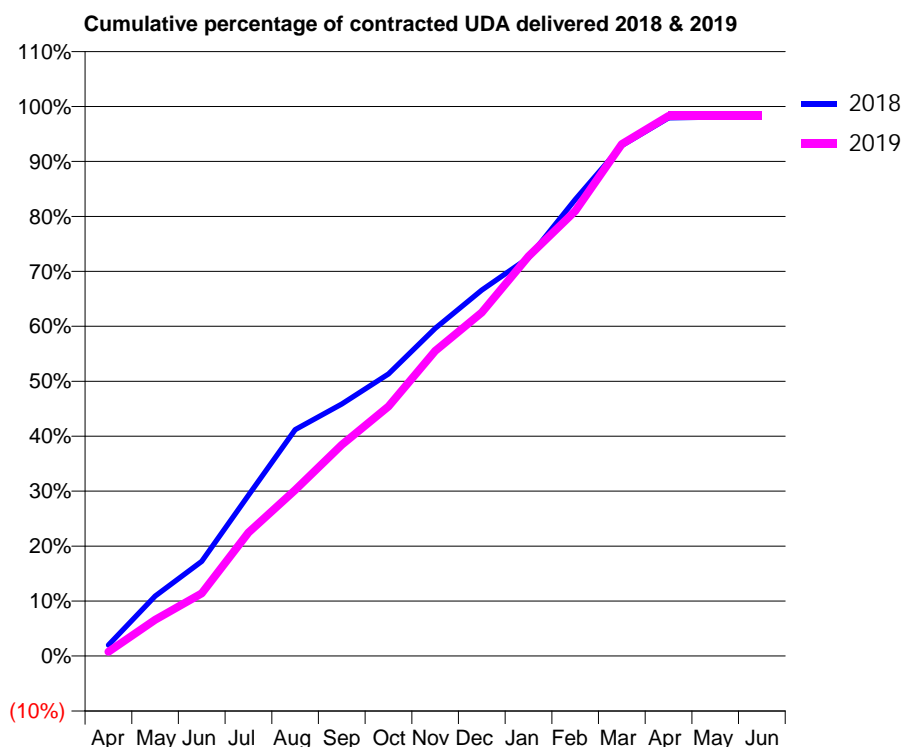
18/19 Contracted general activity (UDA)	8,800
Carry forward general activity (UDA)	169
18/19 Contracted orthodontic activity (UOA)	0
Carry forward orthodontic activity (UOA)	0
Baseline contract value	£251,058.91

ACCESS*

Patients seen in 24 months	Total	Change since previous quarter
Quarter ending March 2018	3,565	
Quarter ending June 2018	3,393	↓
Quarter ending September 2018	3,319	↓
Quarter ending December 2018	3,327	→
Quarter ending March 2019	3,439	↑
Variance since March 2018	(3.5%)	↓



ACTIVITY



Month	Adjusted Scheduled Activity (UDA)	
	2018	2019
April	176	67
May	961	580
June	1,518	1,006
July	2,575	1,979
August	3,626	2,661
September	4,034	3,383
October	4,519	3,997
November	5,248	4,887
December	5,860	5,501
January	6,377	6,402
February	7,311	7,126
March	8,174	8,197
April	8,618	8,648
May	8,631	8,648
June	8,631	8,648

QUALITY

	Quantity	Base Number	Contract	AT	Region	England
% of FP17s for the same patient ID Re-attending within 3 months - Children	39	914	4.3%	9.9%	11.5%	11.8%
% of FP17s for the same patient ID Re-attending within 3 months - Adults	363	3,184	11.4%	13.3%	15.2%	15.7%
% of FP17s for the same patient ID Re-attending between 3 & 9 months - Children	327	914	35.8%	61.0%	60.2%	58.9%
% of FP17s for the same patient ID Re-attending between 3 & 9 months - Adults	992	3,184	31.2%	54.9%	51.8%	50.8%
% of FP17s for Band 1 Urgent Courses	232	4,100	5.7%	7.4%	8.1%	9.1%
% of FP17s Relating to Free Repair or Replacements	56	4,100	1.4%	0.9%	0.8%	0.8%
% of FP17s Relating to Continuations	37	4,100	0.9%	1.0%	0.9%	0.9%
% of Patients satisfied with the dentistry they have received	1	1	N/A	93.7%	92.7%	92.5%
% of Patients satisfied with the time they had to wait for an appointment	1	1	N/A	89.7%	87.4%	87.0%

* This is based on patients treated on this contract for their most recent course of treatment. Figures in italics indicate the base number of FP17s or Patient Questionnaire responses are less than 100. N/A is shown where the base number of responses is less than 10 during the period. % is calculated as Quantity/Base number*100

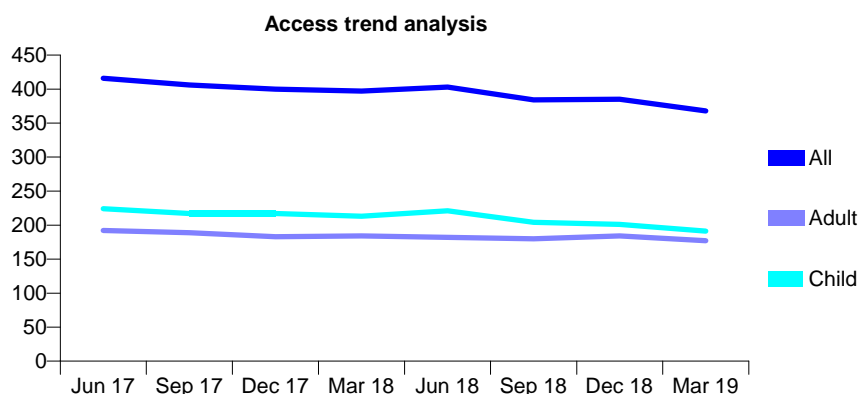
Q60 - Vital Signs At a Glance Contract Report for 910066/0001 - Year end March 2019

Name or company name	DR AJ FAGG
Contract type name	GDS Contract
Purpose of contract	General and Orthodontic
Contract start date	01/04/2006
Contract end date	

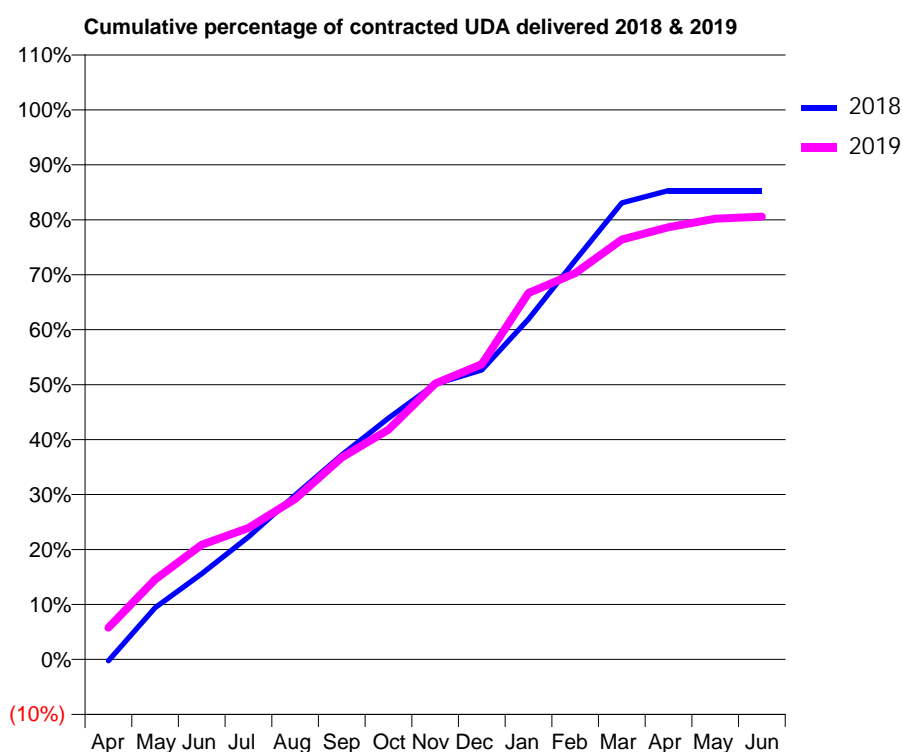
18/19 Contracted general activity (UDA)	777
Carry forward general activity (UDA)	0
18/19 Contracted orthodontic activity (UOA)	1,378
Carry forward orthodontic activity (UOA)	-21
Baseline contract value	£91,098.60

ACCESS*

Patients seen in 24 months	Total	Change since previous quarter
Quarter ending March 2018	397	
Quarter ending June 2018	403	→
Quarter ending September 2018	384	↓
Quarter ending December 2018	385	→
Quarter ending March 2019	368	↓
Variance since March 2018	(7.3%)	↓



ACTIVITY



Month	Adjusted Scheduled Activity (UDA)	
	2018	2019
April	-2	45
May	73	113
June	121	162
July	173	186
August	232	227
September	289	286
October	341	325
November	389	390
December	409	417
January	481	518
February	564	546
March	646	594
April	663	611
May	663	623
June	663	626

QUALITY

	Quantity	Base Number	Contract	AT	Region	England
% of FP17s for the same patient ID Re-attending within 3 months - Children	28	387	7.2%	9.9%	11.5%	11.8%
% of FP17s for the same patient ID Re-attending within 3 months - Adults	25	182	13.7%	13.3%	15.2%	15.7%
% of FP17s for the same patient ID Re-attending between 3 & 9 months - Children	146	387	37.7%	61.0%	60.2%	58.9%
% of FP17s for the same patient ID Re-attending between 3 & 9 months - Adults	98	182	53.8%	54.9%	51.8%	50.8%
% of FP17s for Band 1 Urgent Courses	15	426	3.5%	7.4%	8.1%	9.1%
% of FP17s Relating to Free Repair or Replacements	0	426	0.0%	0.9%	0.8%	0.8%
% of FP17s Relating to Continuations	0	426	0.0%	1.0%	0.9%	0.9%
% of Patients satisfied with the dentistry they have received	0	0	N/A	93.7%	92.7%	92.5%
% of Patients satisfied with the time they had to wait for an appointment	0	0	N/A	89.7%	87.4%	87.0%

* This is based on patients treated on this contract for their most recent course of treatment. Figures in italics indicate the base number of FP17s or Patient Questionnaire responses are less than 100. N/A is shown where the base number of responses is less than 10 during the period. % is calculated as Quantity/Base number*100

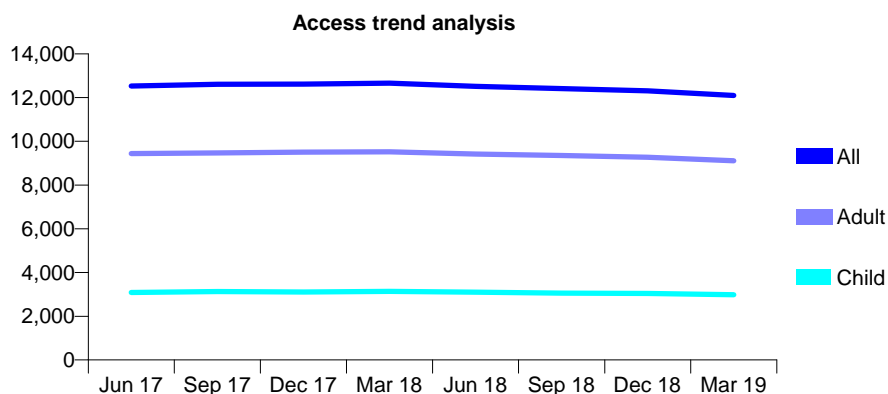
Q60 - Vital Signs At a Glance Contract Report for 912891/0001 - Year end March 2019

Name or company name	Mr Kamalendra Alaparathi
Contract type name	GDS Contract
Purpose of contract	General
Contract start date	01/04/2006
Contract end date	

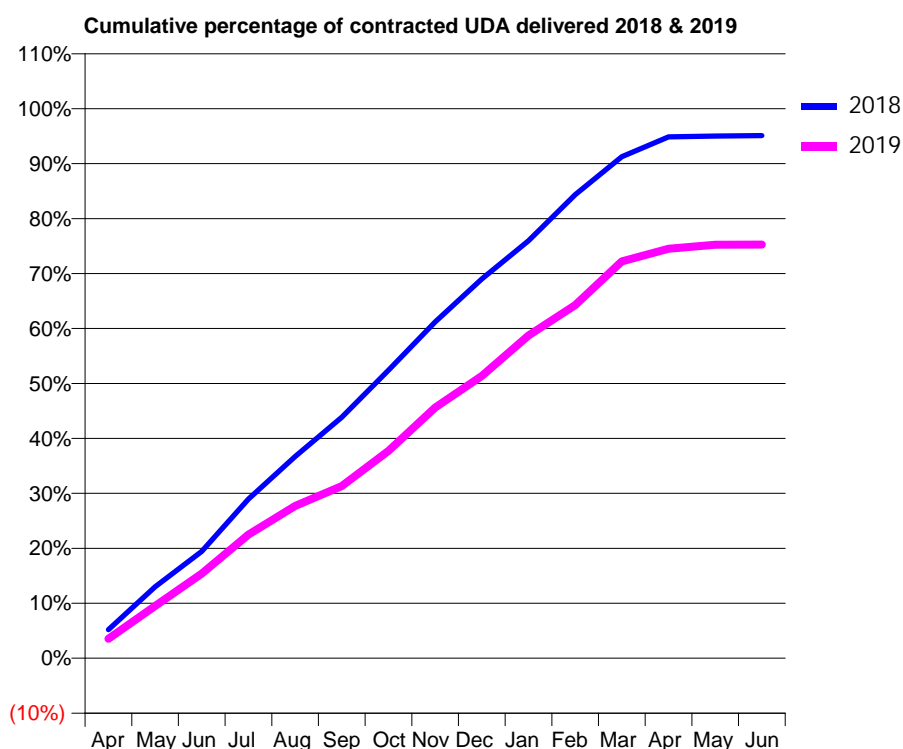
18/19 Contracted general activity (UDA)	37,649
Carry forward general activity (UDA)	0
18/19 Contracted orthodontic activity (UOA)	0
Carry forward orthodontic activity (UOA)	0
Baseline contract value	£843,077.46

ACCESS*

Patients seen in 24 months	Total	Change since previous quarter
Quarter ending March 2018	12,660	
Quarter ending June 2018	12,513	↓
Quarter ending September 2018	12,412	→
Quarter ending December 2018	12,306	→
Quarter ending March 2019	12,100	↓
Variance since March 2018	(4.4%)	↓



ACTIVITY



Month	Adjusted Scheduled Activity (UDA)	
	2018	2019
April	1,698	1,329
May	4,239	3,579
June	6,347	5,801
July	9,453	8,478
August	11,982	10,431
September	14,315	11,792
October	17,110	14,203
November	19,989	17,171
December	22,529	19,336
January	24,799	22,115
February	27,541	24,200
March	29,791	27,187
April	30,972	28,054
May	31,025	28,330
June	31,049	28,333

QUALITY

	Quantity	Base Number	Contract	AT	Region	England
% of FP17s for the same patient ID Re-attending within 3 months - Children	184	4,005	4.6%	9.9%	11.5%	11.8%
% of FP17s for the same patient ID Re-attending within 3 months - Adults	1,016	12,292	8.3%	13.3%	15.2%	15.7%
% of FP17s for the same patient ID Re-attending between 3 & 9 months - Children	2,396	4,005	59.8%	61.0%	60.2%	58.9%
% of FP17s for the same patient ID Re-attending between 3 & 9 months - Adults	7,847	12,292	63.8%	54.9%	51.8%	50.8%
% of FP17s for Band 1 Urgent Courses	844	16,148	5.2%	7.4%	8.1%	9.1%
% of FP17s Relating to Free Repair or Replacements	89	16,148	0.6%	0.9%	0.8%	0.8%
% of FP17s Relating to Continuations	121	16,148	0.7%	1.0%	0.9%	0.9%
% of Patients satisfied with the dentistry they have received	9	9	N/A	93.7%	92.7%	92.5%
% of Patients satisfied with the time they had to wait for an appointment	7	9	N/A	89.7%	87.4%	87.0%

* This is based on patients treated on this contract for their most recent course of treatment.

Figures in italics indicate the base number of FP17s or Patient Questionnaire responses are less than 100. N/A is shown where the base number of responses is less than 10 during the period. % is calculated as Quantity/Base number*100

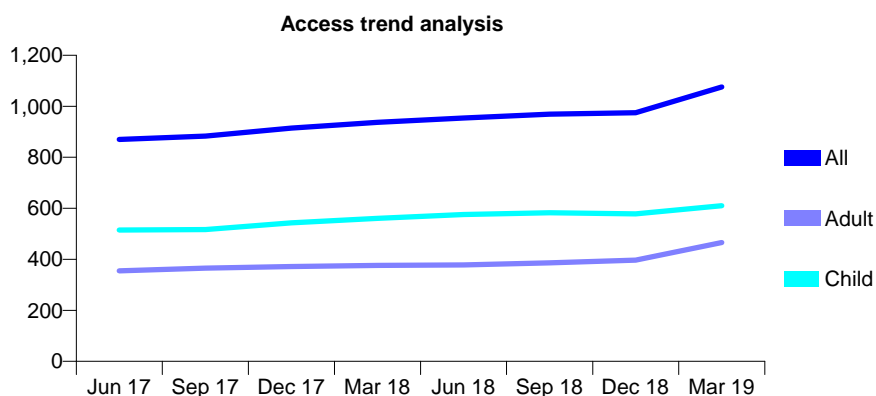
Q60 - Vital Signs At a Glance Contract Report for 913006/0001 - Year end March 2019

Name or company name	MRS AJ MORRIS
Contract type name	GDS Contract
Purpose of contract	General
Contract start date	01/04/2006
Contract end date	

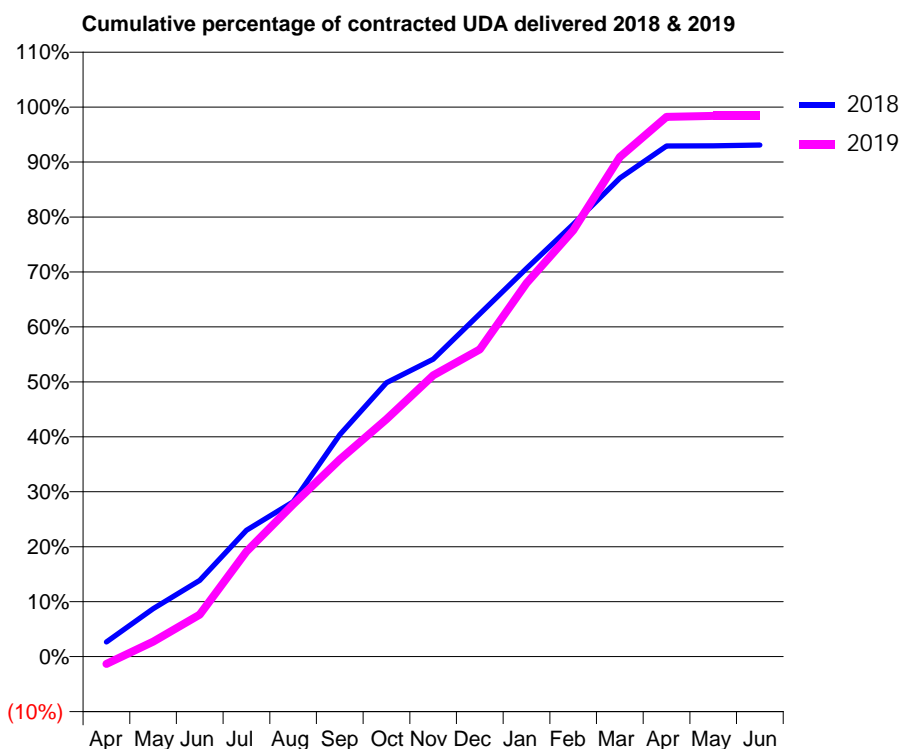
18/19 Contracted general activity (UDA)	2,400
Carry forward general activity (UDA)	166
18/19 Contracted orthodontic activity (UOA)	0
Carry forward orthodontic activity (UOA)	0
Baseline contract value	£60,518.79

ACCESS*

Patients seen in 24 months	Total	Change since previous quarter
Quarter ending March 2018	937	
Quarter ending June 2018	954	→
Quarter ending September 2018	969	→
Quarter ending December 2018	975	→
Quarter ending March 2019	1,076	↑
Variance since March 2018	14.8%	↑



ACTIVITY



Month	Adjusted Scheduled Activity (UDA)	
	2018	2019
April	64	-32
May	210	65
June	333	184
July	552	459
August	676	665
September	970	860
October	1,196	1,037
November	1,299	1,228
December	1,497	1,341
January	1,695	1,631
February	1,888	1,862
March	2,089	2,182
April	2,230	2,357
May	2,231	2,361
June	2,234	2,361

QUALITY

	Quantity	Base Number	Contract	AT	Region	England
% of FP17s for the same patient ID Re-attending within 3 months - Children	77	1,112	6.9%	9.9%	11.5%	11.8%
% of FP17s for the same patient ID Re-attending within 3 months - Adults	74	599	12.4%	13.3%	15.2%	15.7%
% of FP17s for the same patient ID Re-attending between 3 & 9 months - Children	775	1,112	69.7%	61.0%	60.2%	58.9%
% of FP17s for the same patient ID Re-attending between 3 & 9 months - Adults	309	599	51.6%	54.9%	51.8%	50.8%
% of FP17s for Band 1 Urgent Courses	112	1,713	6.5%	7.4%	8.1%	9.1%
% of FP17s Relating to Free Repair or Replacements	5	1,713	0.3%	0.9%	0.8%	0.8%
% of FP17s Relating to Continuations	14	1,713	0.8%	1.0%	0.9%	0.9%
% of Patients satisfied with the dentistry they have received	2	2	N/A	93.7%	92.7%	92.5%
% of Patients satisfied with the time they had to wait for an appointment	2	2	N/A	89.7%	87.4%	87.0%

* This is based on patients treated on this contract for their most recent course of treatment. Figures in italics indicate the base number of FP17s or Patient Questionnaire responses are less than 100. N/A is shown where the base number of responses is less than 10 during the period. % is calculated as Quantity/Base number*100

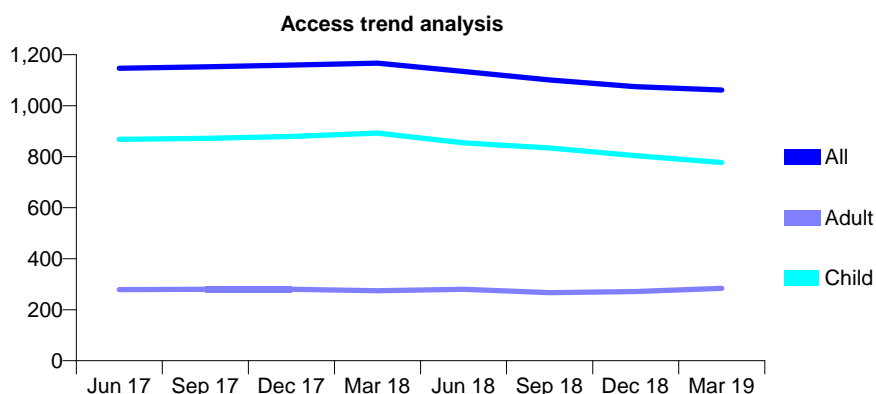
Q60 - Vital Signs At a Glance Contract Report for 916013/0003 - Year end March 2019

Name or company name	MR BJ GRAINGER
Contract type name	GDS Contract
Purpose of contract	General and Orthodontic
Contract start date	14/04/2008
Contract end date	

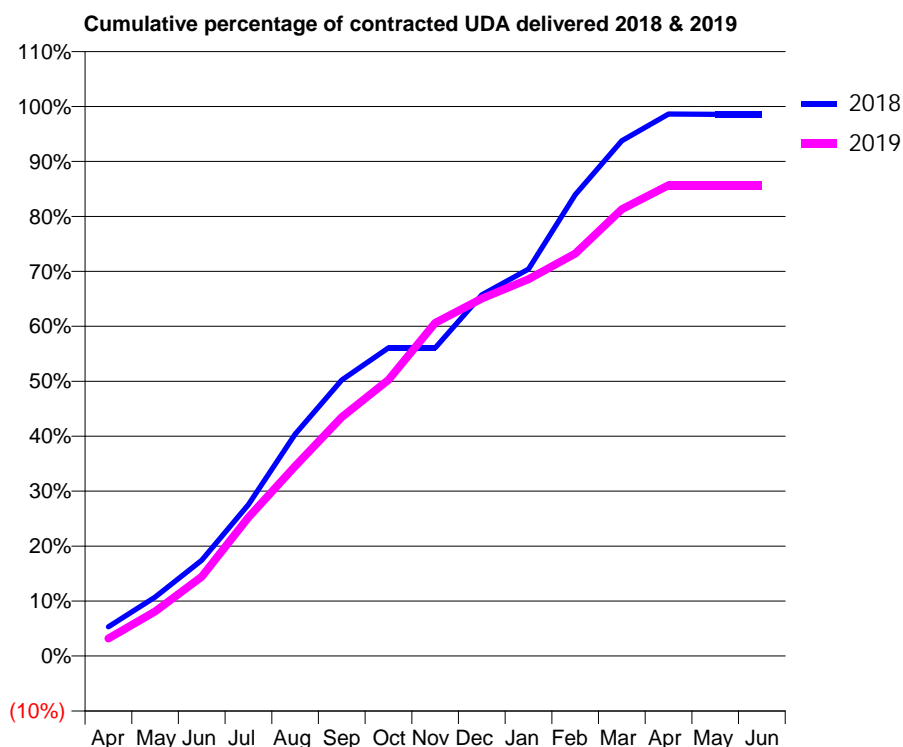
18/19 Contracted general activity (UDA)	1,850
Carry forward general activity (UDA)	29
18/19 Contracted orthodontic activity (UOA)	0
Carry forward orthodontic activity (UOA)	0
Baseline contract value	£44,784.72

ACCESS*

Patients seen in 24 months	Total	Change since previous quarter
Quarter ending March 2018	1,167	
Quarter ending June 2018	1,134	↓
Quarter ending September 2018	1,101	↓
Quarter ending December 2018	1,075	↓
Quarter ending March 2019	1,061	↓
Variance since March 2018	(9.1%)	↓



ACTIVITY



Month	Adjusted Scheduled Activity (UDA)	
	2018	2019
April	106	59
May	215	150
June	349	267
July	551	467
August	807	639
September	1,005	804
October	1,122	929
November	1,122	1,122
December	1,314	1,204
January	1,408	1,269
February	1,679	1,355
March	1,875	1,504
April	1,972	1,585
May	1,971	1,585
June	1,971	1,585

QUALITY

	Quantity	Base Number	Contract	AT	Region	England
% of FP17s for the same patient ID Re-attending within 3 months - Children	13	964	1.3%	9.9%	11.5%	11.8%
% of FP17s for the same patient ID Re-attending within 3 months - Adults	4	193	2.1%	13.3%	15.2%	15.7%
% of FP17s for the same patient ID Re-attending between 3 & 9 months - Children	549	964	57.0%	61.0%	60.2%	58.9%
% of FP17s for the same patient ID Re-attending between 3 & 9 months - Adults	85	193	44.0%	54.9%	51.8%	50.8%
% of FP17s for Band 1 Urgent Courses	4	1,136	0.4%	7.4%	8.1%	9.1%
% of FP17s Relating to Free Repair or Replacements	0	1,136	0.0%	0.9%	0.8%	0.8%
% of FP17s Relating to Continuations	0	1,136	0.0%	1.0%	0.9%	0.9%
% of Patients satisfied with the dentistry they have received	0	0	N/A	93.7%	92.7%	92.5%
% of Patients satisfied with the time they had to wait for an appointment	0	0	N/A	89.7%	87.4%	87.0%

* This is based on patients treated on this contract for their most recent course of treatment. Figures in italics indicate the base number of FP17s or Patient Questionnaire responses are less than 100. N/A is shown where the base number of responses is less than 10 during the period. % is calculated as Quantity/Base number*100

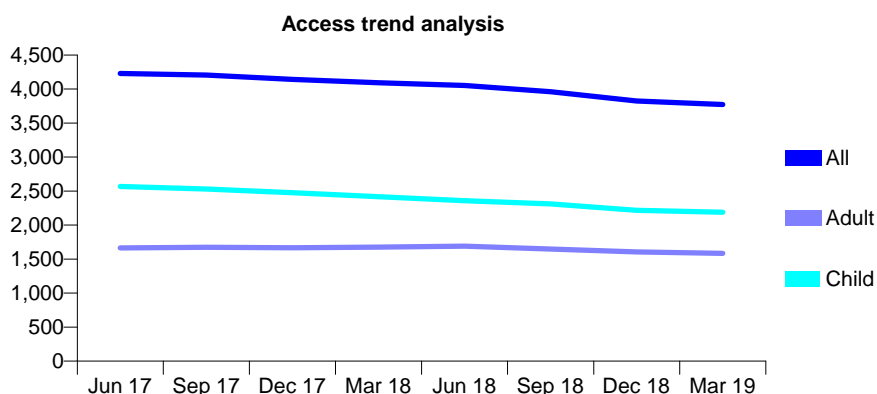
Q60 - Vital Signs At a Glance Contract Report for 920231/0001 - Year end March 2019

Name or company name	Madeley Dental Practice
Contract type name	GDS Contract
Purpose of contract	General
Contract start date	01/04/2006
Contract end date	

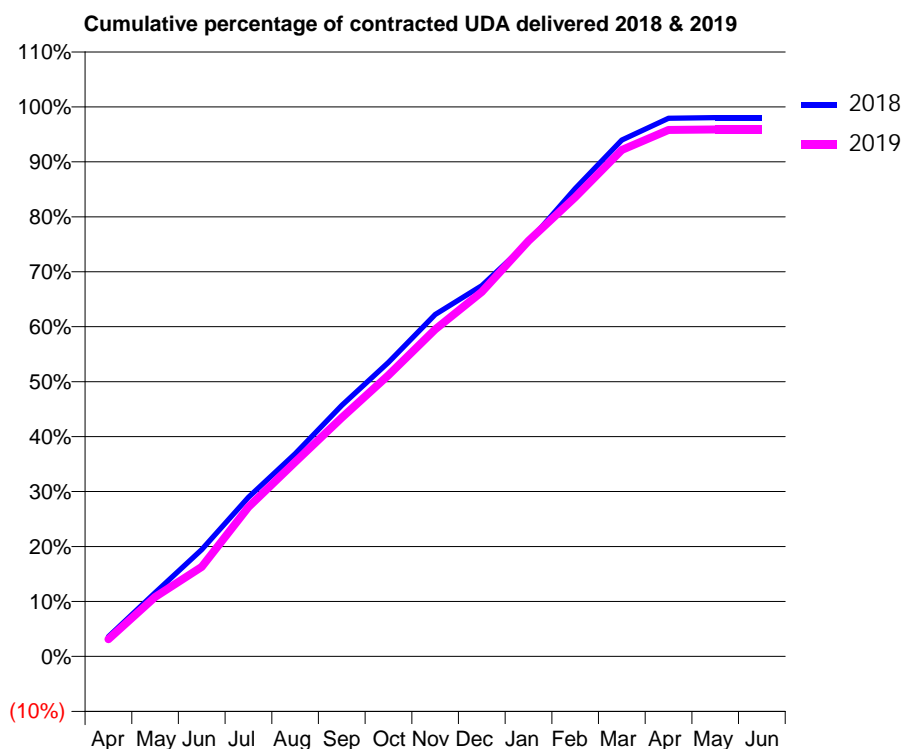
18/19 Contracted general activity (UDA)	11,000
Carry forward general activity (UDA)	214
18/19 Contracted orthodontic activity (UOA)	0
Carry forward orthodontic activity (UOA)	0
Baseline contract value	£295,138.09

ACCESS*

Patients seen in 24 months	Total	Change since previous quarter
Quarter ending March 2018	4,093	
Quarter ending June 2018	4,051	↓
Quarter ending September 2018	3,961	↓
Quarter ending December 2018	3,824	↓
Quarter ending March 2019	3,774	↓
Variance since March 2018	(7.8%)	↓



ACTIVITY



Month	2018	2019
April	395	346
May	1,276	1,189
June	2,139	1,791
July	3,186	2,991
August	4,059	3,891
September	5,024	4,780
October	5,886	5,631
November	6,842	6,546
December	7,421	7,298
January	8,296	8,318
February	9,365	9,193
March	10,333	10,136
April	10,773	10,537
May	10,787	10,548
June	10,786	10,548

QUALITY

	Quantity	Base Number	Contract	AT	Region	England
% of FP17s for the same patient ID Re-attending within 3 months - Children	286	3,778	7.6%	9.9%	11.5%	11.8%
% of FP17s for the same patient ID Re-attending within 3 months - Adults	286	2,282	12.5%	13.3%	15.2%	15.7%
% of FP17s for the same patient ID Re-attending between 3 & 9 months - Children	2,604	3,778	68.9%	61.0%	60.2%	58.9%
% of FP17s for the same patient ID Re-attending between 3 & 9 months - Adults	1,419	2,282	62.2%	54.9%	51.8%	50.8%
% of FP17s for Band 1 Urgent Courses	327	6,077	5.4%	7.4%	8.1%	9.1%
% of FP17s Relating to Free Repair or Replacements	2	6,077	0.0%	0.9%	0.8%	0.8%
% of FP17s Relating to Continuations	5	6,077	0.1%	1.0%	0.9%	0.9%
% of Patients satisfied with the dentistry they have received	0	0	N/A	93.7%	92.7%	92.5%
% of Patients satisfied with the time they had to wait for an appointment	0	0	N/A	89.7%	87.4%	87.0%

* This is based on patients treated on this contract for their most recent course of treatment. Figures in italics indicate the base number of FP17s or Patient Questionnaire responses are less than 100. N/A is shown where the base number of responses is less than 10 during the period. % is calculated as Quantity/Base number*100

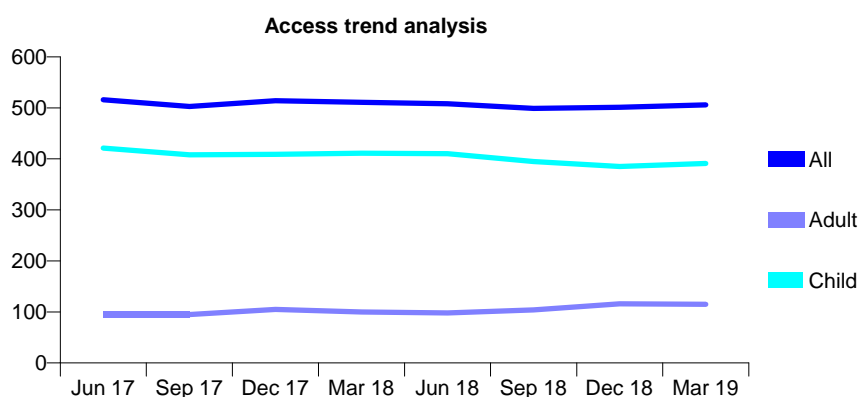
Q60 - Vital Signs At a Glance Contract Report for 925713/0001 - Year end March 2019

Name or company name	MR IH KHAN
Contract type name	GDS Contract
Purpose of contract	General
Contract start date	01/04/2006
Contract end date	

18/19 Contracted general activity (UDA)	1,200
Carry forward general activity (UDA)	0
18/19 Contracted orthodontic activity (UOA)	0
Carry forward orthodontic activity (UOA)	0
Baseline contract value	£28,475.80

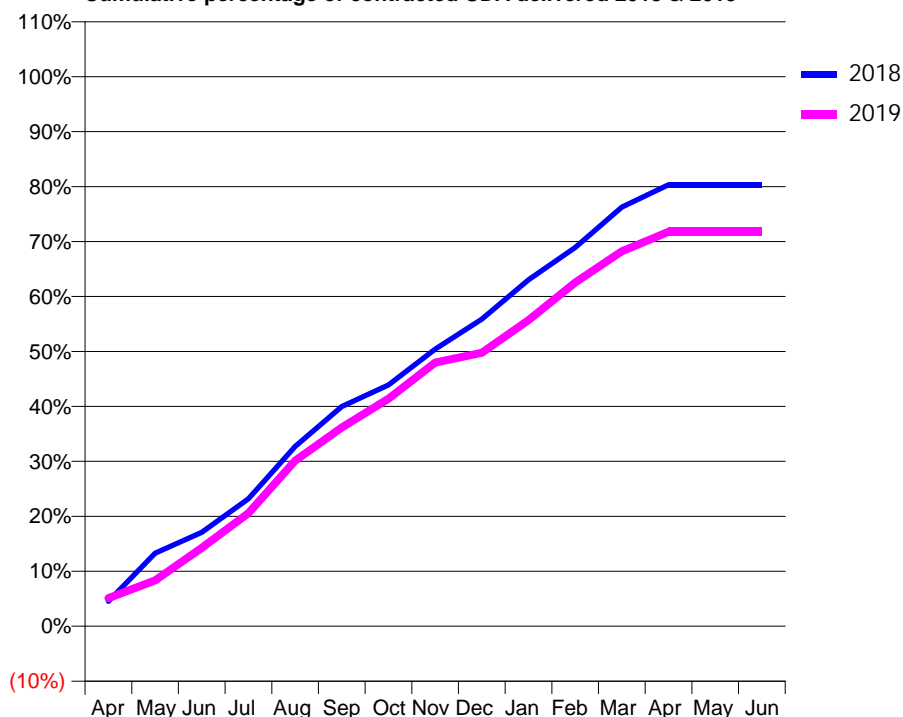
ACCESS*

Patients seen in 24 months	Total	Change since previous quarter
Quarter ending March 2018	511	
Quarter ending June 2018	508	→
Quarter ending September 2018	499	↓
Quarter ending December 2018	501	→
Quarter ending March 2019	506	→
Variance since March 2018	(1.0%)	→



ACTIVITY

Cumulative percentage of contracted UDA delivered 2018 & 2019



Adjusted Scheduled Activity (UDA)

Month	2018	2019
April	54	61
May	159	100
June	205	171
July	278	247
August	393	361
September	480	434
October	527	497
November	605	576
December	670	597
January	756	669
February	827	751
March	915	819
April	964	861
May	964	861
June	964	861

QUALITY

	Quantity	Base Number	Contract	AT	Region	England
% of FP17s for the same patient ID Re-attending within 3 months - Children	26	607	4.3%	9.9%	11.5%	11.8%
% of FP17s for the same patient ID Re-attending within 3 months - Adults	4	86	4.7%	13.3%	15.2%	15.7%
% of FP17s for the same patient ID Re-attending between 3 & 9 months - Children	398	607	65.6%	61.0%	60.2%	58.9%
% of FP17s for the same patient ID Re-attending between 3 & 9 months - Adults	59	86	68.6%	54.9%	51.8%	50.8%
% of FP17s for Band 1 Urgent Courses	11	686	1.6%	7.4%	8.1%	9.1%
% of FP17s Relating to Free Repair or Replacements	0	686	0.0%	0.9%	0.8%	0.8%
% of FP17s Relating to Continuations	1	686	0.1%	1.0%	0.9%	0.9%
% of Patients satisfied with the dentistry they have received	0	0	N/A	93.7%	92.7%	92.5%
% of Patients satisfied with the time they had to wait for an appointment	0	0	N/A	89.7%	87.4%	87.0%

* This is based on patients treated on this contract for their most recent course of treatment.

Figures in italics indicate the base number of FP17s or Patient Questionnaire responses are less than 100. N/A is shown where the base number of responses is less than 10 during the period. % is calculated as Quantity/Base number*100

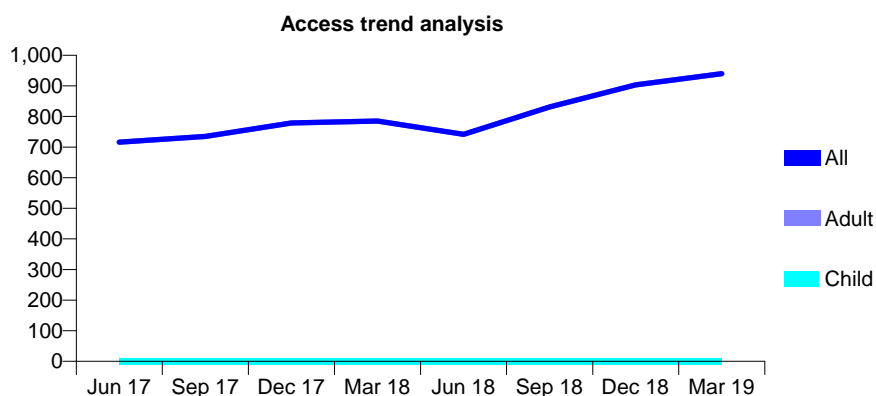
Q60 - Vital Signs At a Glance Contract Report for 925829/0001 - Year end March 2019

Name or company name	MR KS AULAK
Contract type name	GDS Contract
Purpose of contract	General
Contract start date	01/04/2006
Contract end date	

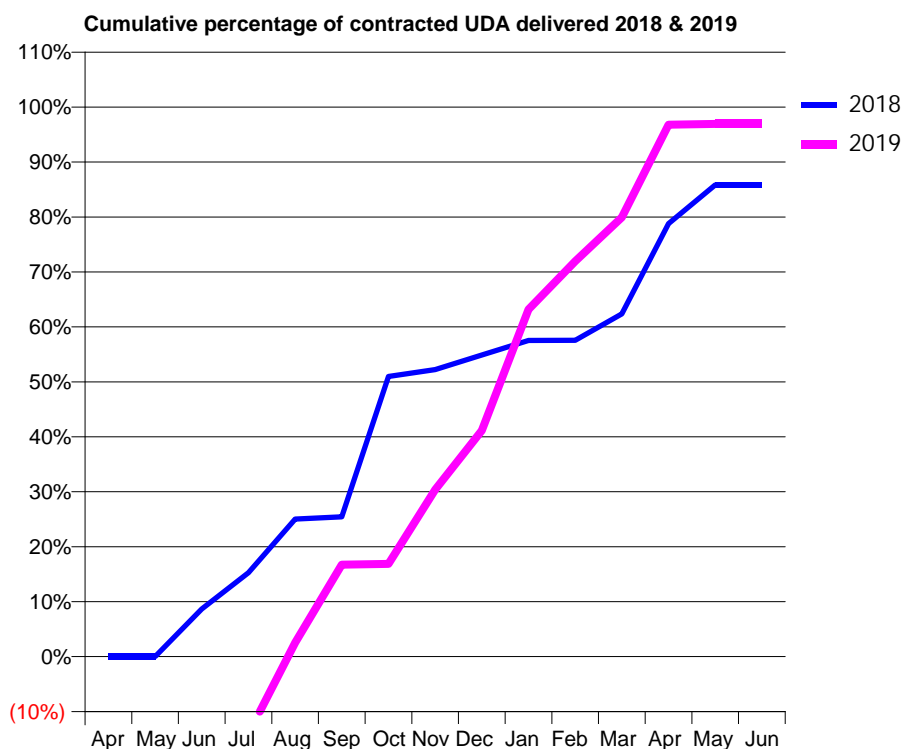
18/19 Contracted general activity (UDA)	2,901
Carry forward general activity (UDA)	411
18/19 Contracted orthodontic activity (UOA)	0
Carry forward orthodontic activity (UOA)	0
Baseline contract value	£90,507.27

ACCESS*

Patients seen in 24 months	Total	Change since previous quarter
Quarter ending March 2018	785	
Quarter ending June 2018	742	↓
Quarter ending September 2018	831	↑
Quarter ending December 2018	903	↑
Quarter ending March 2019	940	↑
Variance since March 2018	19.7%	↑



ACTIVITY



Month	Adjusted Scheduled Activity (UDA)	
	2018	2019
April	0	-411
May	0	-411
June	252	-411
July	443	-407
August	726	74
September	738	485
October	1,479	490
November	1,515	882
December	1,592	1,194
January	1,669	1,833
February	1,670	2,087
March	1,809	2,319
April	2,285	2,808
May	2,490	2,812
June	2,490	2,812

QUALITY

	Quantity	Base Number	Contract	AT	Region	England
% of FP17s for the same patient ID Re-attending within 3 months - Children	0	0	N/A	9.9%	11.5%	11.8%
% of FP17s for the same patient ID Re-attending within 3 months - Adults	166	947	17.5%	13.3%	15.2%	15.7%
% of FP17s for the same patient ID Re-attending between 3 & 9 months - Children	0	0	N/A	61.0%	60.2%	58.9%
% of FP17s for the same patient ID Re-attending between 3 & 9 months - Adults	147	947	15.5%	54.9%	51.8%	50.8%
% of FP17s for Band 1 Urgent Courses	198	848	23.3%	7.4%	8.1%	9.1%
% of FP17s Relating to Free Repair or Replacements	2	848	0.2%	0.9%	0.8%	0.8%
% of FP17s Relating to Continuations	1	848	0.1%	1.0%	0.9%	0.9%
% of Patients satisfied with the dentistry they have received	1	1	N/A	93.7%	92.7%	92.5%
% of Patients satisfied with the time they had to wait for an appointment	1	1	N/A	89.7%	87.4%	87.0%

* This is based on patients treated on this contract for their most recent course of treatment. Figures in italics indicate the base number of FP17s or Patient Questionnaire responses are less than 100. N/A is shown where the base number of responses is less than 10 during the period. % is calculated as Quantity/Base number*100

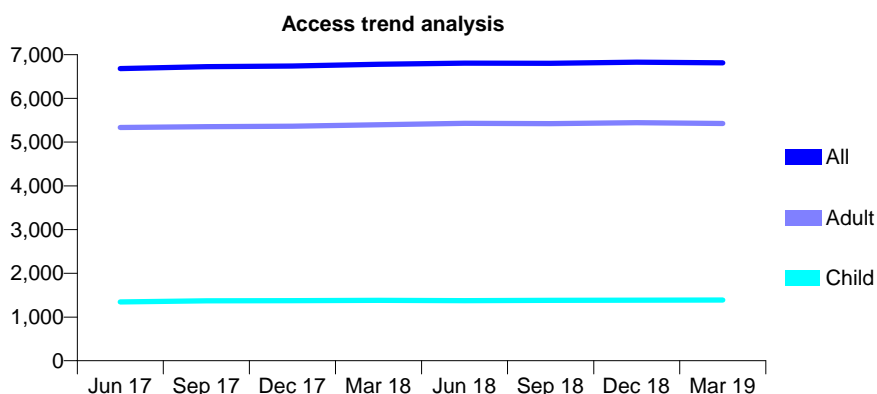
Q60 - Vital Signs At a Glance Contract Report for 927201/0001 - Year end March 2019

Name or company name	MR N AHMED
Contract type name	GDS Contract
Purpose of contract	General and Orthodontic
Contract start date	01/04/2006
Contract end date	

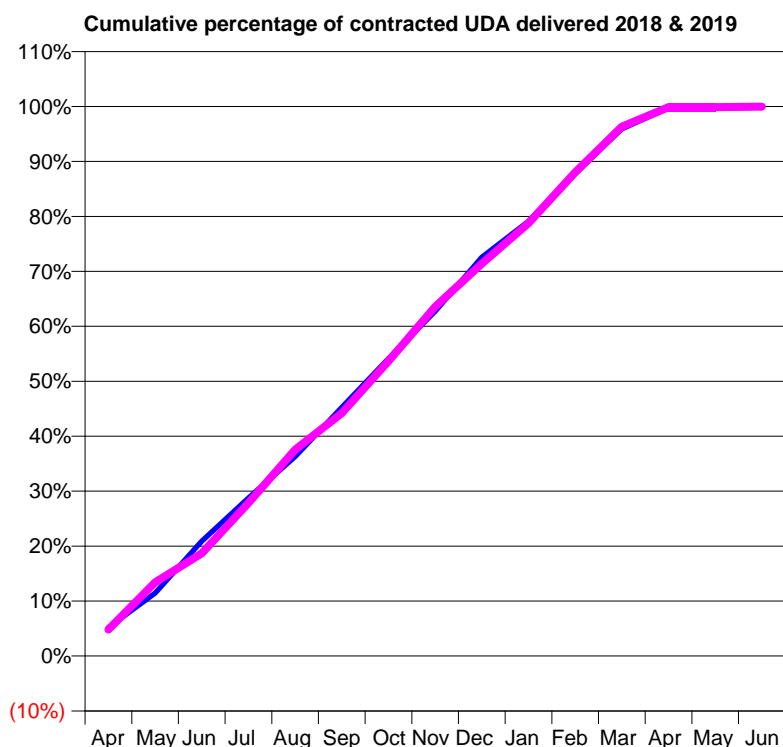
18/19 Contracted general activity (UDA)	17,708
Carry forward general activity (UDA)	29
18/19 Contracted orthodontic activity (UOA)	2,688
Carry forward orthodontic activity (UOA)	11
Baseline contract value	£611,909.93

ACCESS*

Patients seen in 24 months	Total	Change since previous quarter
Quarter ending March 2018	6,779	
Quarter ending June 2018	6,805	→
Quarter ending September 2018	6,802	→
Quarter ending December 2018	6,829	→
Quarter ending March 2019	6,813	→
Variance since March 2018	0.5%	→



ACTIVITY



Month	Adjusted Scheduled Activity (UDA)	
	2018	2019
April	920	853
May	2,030	2,373
June	3,701	3,311
July	5,096	4,932
August	6,429	6,650
September	8,014	7,827
October	9,585	9,503
November	11,111	11,257
December	12,852	12,641
January	14,006	13,948
February	15,549	15,588
March	16,983	17,056
April	17,661	17,687
May	17,668	17,687
June	17,679	17,701

QUALITY

	Quantity	Base Number	Contract	AT	Region	England
% of FP17s for the same patient ID Re-attending within 3 months - Children	103	2,210	4.7%	9.9%	11.5%	11.8%
% of FP17s for the same patient ID Re-attending within 3 months - Adults	495	7,282	6.8%	13.3%	15.2%	15.7%
% of FP17s for the same patient ID Re-attending between 3 & 9 months - Children	988	2,210	44.7%	61.0%	60.2%	58.9%
% of FP17s for the same patient ID Re-attending between 3 & 9 months - Adults	3,486	7,282	47.9%	54.9%	51.8%	50.8%
% of FP17s for Band 1 Urgent Courses	43	9,129	0.5%	7.4%	8.1%	9.1%
% of FP17s Relating to Free Repair or Replacements	57	9,129	0.6%	0.9%	0.8%	0.8%
% of FP17s Relating to Continuations	60	9,129	0.7%	1.0%	0.9%	0.9%
% of Patients satisfied with the dentistry they have received	5	5	N/A	93.7%	92.7%	92.5%
% of Patients satisfied with the time they had to wait for an appointment	5	5	N/A	89.7%	87.4%	87.0%

* This is based on patients treated on this contract for their most recent course of treatment. Figures in italics indicate the base number of FP17s or Patient Questionnaire responses are less than 100. N/A is shown where the base number of responses is less than 10 during the period. % is calculated as Quantity/Base number*100

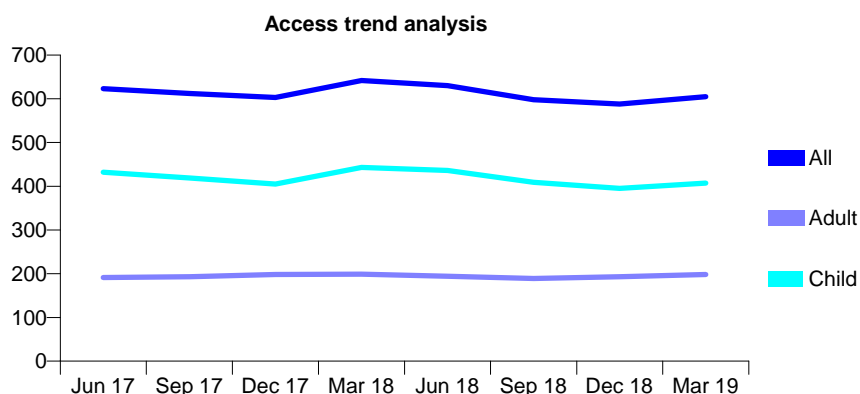
Q60 - Vital Signs At a Glance Contract Report for 927341/0001 - Year end March 2019

Name or company name	MR JG LANGLEY
Contract type name	GDS Contract
Purpose of contract	General
Contract start date	01/04/2006
Contract end date	

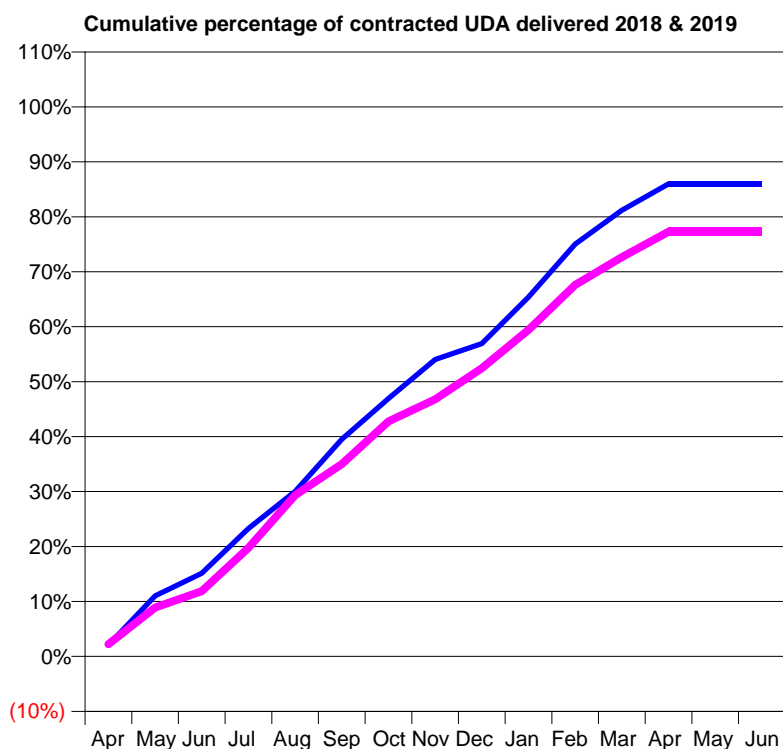
18/19 Contracted general activity (UDA)	1,380
Carry forward general activity (UDA)	0
18/19 Contracted orthodontic activity (UOA)	0
Carry forward orthodontic activity (UOA)	0
Baseline contract value	£31,130.43

ACCESS*

Patients seen in 24 months	Total	Change since previous quarter
Quarter ending March 2018	642	
Quarter ending June 2018	630	↓
Quarter ending September 2018	598	↓
Quarter ending December 2018	588	↓
Quarter ending March 2019	605	↑
Variance since March 2018	(5.8%)	↓



ACTIVITY



Month	Adjusted Scheduled Activity (UDA)	
	2018	2019
April	29	31
May	152	123
June	209	164
July	321	273
August	415	405
September	545	483
October	647	590
November	746	645
December	786	724
January	902	820
February	1,035	933
March	1,120	1,002
April	1,187	1,066
May	1,187	1,066
June	1,187	1,066

QUALITY

	Quantity	Base Number	Contract	AT	Region	England
% of FP17s for the same patient ID Re-attending within 3 months - Children	24	627	3.8%	9.9%	11.5%	11.8%
% of FP17s for the same patient ID Re-attending within 3 months - Adults	1	156	0.6%	13.3%	15.2%	15.7%
% of FP17s for the same patient ID Re-attending between 3 & 9 months - Children	430	627	68.6%	61.0%	60.2%	58.9%
% of FP17s for the same patient ID Re-attending between 3 & 9 months - Adults	113	156	72.4%	54.9%	51.8%	50.8%
% of FP17s for Band 1 Urgent Courses	12	788	1.5%	7.4%	8.1%	9.1%
% of FP17s Relating to Free Repair or Replacements	0	788	0.0%	0.9%	0.8%	0.8%
% of FP17s Relating to Continuations	0	788	0.0%	1.0%	0.9%	0.9%
% of Patients satisfied with the dentistry they have received	0	0	N/A	93.7%	92.7%	92.5%
% of Patients satisfied with the time they had to wait for an appointment	0	0	N/A	89.7%	87.4%	87.0%

* This is based on patients treated on this contract for their most recent course of treatment. Figures in italics indicate the base number of FP17s or Patient Questionnaire responses are less than 100. N/A is shown where the base number of responses is less than 10 during the period. % is calculated as Quantity/Base number*100

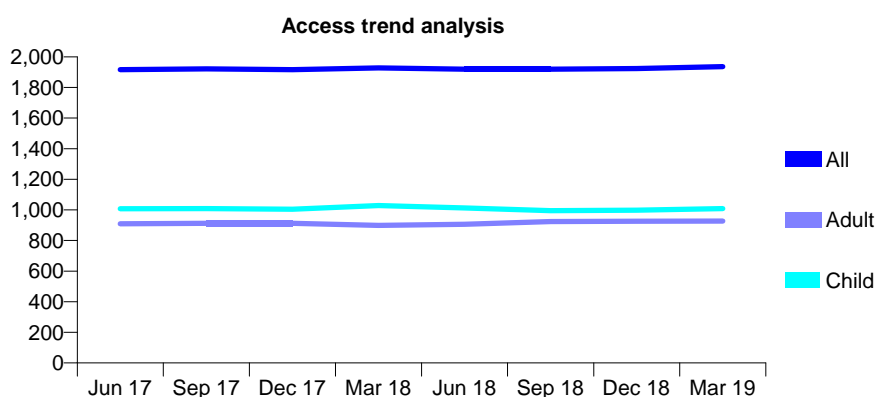
Q60 - Vital Signs At a Glance Contract Report for 927724/0003 - Year end March 2019

Name or company name	Thandi, Chana and Dehal
Contract type name	GDS Contract
Purpose of contract	General and Orthodontic
Contract start date	01/06/2008
Contract end date	

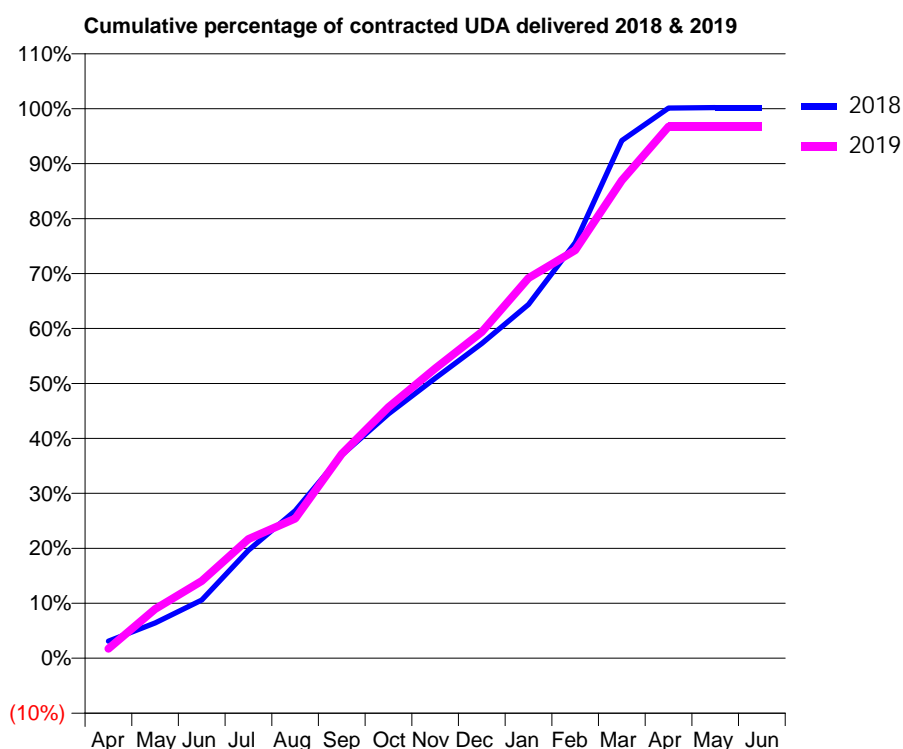
18/19 Contracted general activity (UDA)	5,493
Carry forward general activity (UDA)	-10
18/19 Contracted orthodontic activity (UOA)	0
Carry forward orthodontic activity (UOA)	0
Baseline contract value	£137,488.00

ACCESS*

Patients seen in 24 months	Total	Change since previous quarter
Quarter ending March 2018	1,928	
Quarter ending June 2018	1,919	→
Quarter ending September 2018	1,919	→
Quarter ending December 2018	1,924	→
Quarter ending March 2019	1,936	→
Variance since March 2018	0.4%	→



ACTIVITY



Adjusted Scheduled Activity (UDA)		
Month	2018	2019
April	170	95
May	352	493
June	581	772
July	1,078	1,191
August	1,474	1,396
September	2,031	2,041
October	2,441	2,509
November	2,798	2,896
December	3,145	3,262
January	3,536	3,799
February	4,153	4,078
March	5,174	4,776
April	5,499	5,313
May	5,503	5,313
June	5,503	5,313

QUALITY

	Quantity	Base Number	Contract	AT	Region	England
% of FP17s for the same patient ID Re-attending within 3 months - Children	253	2,008	12.6%	9.9%	11.5%	11.8%
% of FP17s for the same patient ID Re-attending within 3 months - Adults	172	1,319	13.0%	13.3%	15.2%	15.7%
% of FP17s for the same patient ID Re-attending between 3 & 9 months - Children	1,457	2,008	72.6%	61.0%	60.2%	58.9%
% of FP17s for the same patient ID Re-attending between 3 & 9 months - Adults	882	1,319	66.9%	54.9%	51.8%	50.8%
% of FP17s for Band 1 Urgent Courses	114	3,409	3.3%	7.4%	8.1%	9.1%
% of FP17s Relating to Free Repair or Replacements	25	3,409	0.7%	0.9%	0.8%	0.8%
% of FP17s Relating to Continuations	62	3,409	1.8%	1.0%	0.9%	0.9%
% of Patients satisfied with the dentistry they have received	0	0	N/A	93.7%	92.7%	92.5%
% of Patients satisfied with the time they had to wait for an appointment	0	0	N/A	89.7%	87.4%	87.0%

* This is based on patients treated on this contract for their most recent course of treatment.

Figures in italics indicate the base number of FP17s or Patient Questionnaire responses are less than 100. N/A is shown where the base number of responses is less than 10 during the period. % is calculated as Quantity/Base number*100

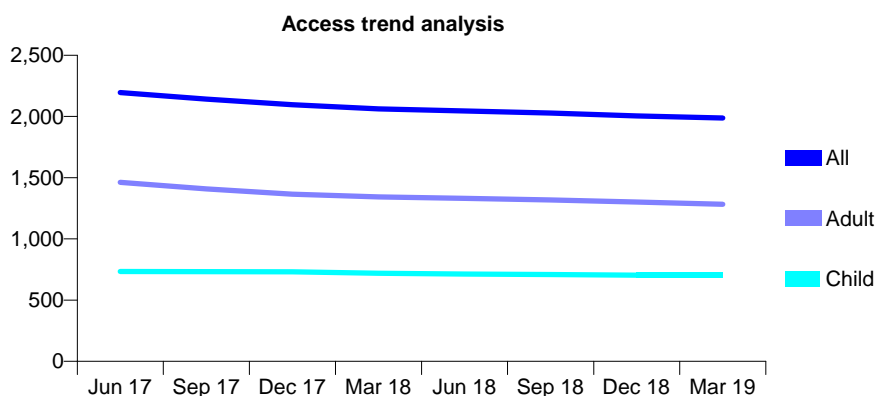
Q60 - Vital Signs At a Glance Contract Report for 932779/0002 - Year end March 2019

Name or company name	MR GC CUMMINGS
Contract type name	GDS Contract
Purpose of contract	General
Contract start date	01/10/2009
Contract end date	

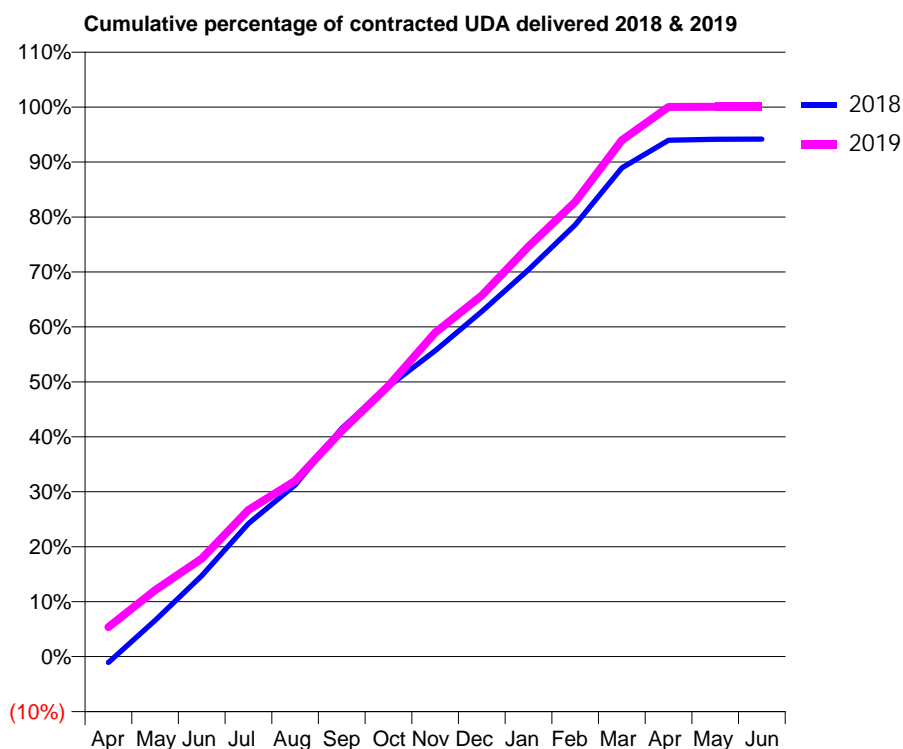
18/19 Contracted general activity (UDA)	6,764
Carry forward general activity (UDA)	0
18/19 Contracted orthodontic activity (UOA)	0
Carry forward orthodontic activity (UOA)	0
Baseline contract value	£187,940.54

ACCESS*

Patients seen in 24 months	Total	Change since previous quarter
Quarter ending March 2018	2,063	
Quarter ending June 2018	2,045	→
Quarter ending September 2018	2,028	→
Quarter ending December 2018	2,005	↓
Quarter ending March 2019	1,987	→
Variance since March 2018	(3.7%)	↓



ACTIVITY



Month	Adjusted Scheduled Activity (UDA)	
	2018	2019
April	-73	364
May	447	818
June	995	1,207
July	1,640	1,807
August	2,113	2,164
September	2,811	2,779
October	3,326	3,334
November	3,766	3,987
December	4,248	4,444
January	4,762	5,048
February	5,315	5,596
March	6,015	6,354
April	6,354	6,765
May	6,368	6,767
June	6,369	6,767

QUALITY

	Quantity	Base Number	Contract	AT	Region	England
% of FP17s for the same patient ID Re-attending within 3 months - Children	424	1,725	24.6%	9.9%	11.5%	11.8%
% of FP17s for the same patient ID Re-attending within 3 months - Adults	248	1,952	12.7%	13.3%	15.2%	15.7%
% of FP17s for the same patient ID Re-attending between 3 & 9 months - Children	1,083	1,725	62.8%	61.0%	60.2%	58.9%
% of FP17s for the same patient ID Re-attending between 3 & 9 months - Adults	1,306	1,952	66.9%	54.9%	51.8%	50.8%
% of FP17s for Band 1 Urgent Courses	68	3,679	1.8%	7.4%	8.1%	9.1%
% of FP17s Relating to Free Repair or Replacements	43	3,679	1.2%	0.9%	0.8%	0.8%
% of FP17s Relating to Continuations	39	3,679	1.1%	1.0%	0.9%	0.9%
% of Patients satisfied with the dentistry they have received	0	0	N/A	93.7%	92.7%	92.5%
% of Patients satisfied with the time they had to wait for an appointment	0	0	N/A	89.7%	87.4%	87.0%

* This is based on patients treated on this contract for their most recent course of treatment. Figures in italics indicate the base number of FP17s or Patient Questionnaire responses are less than 100. N/A is shown where the base number of responses is less than 10 during the period. % is calculated as Quantity/Base number*100

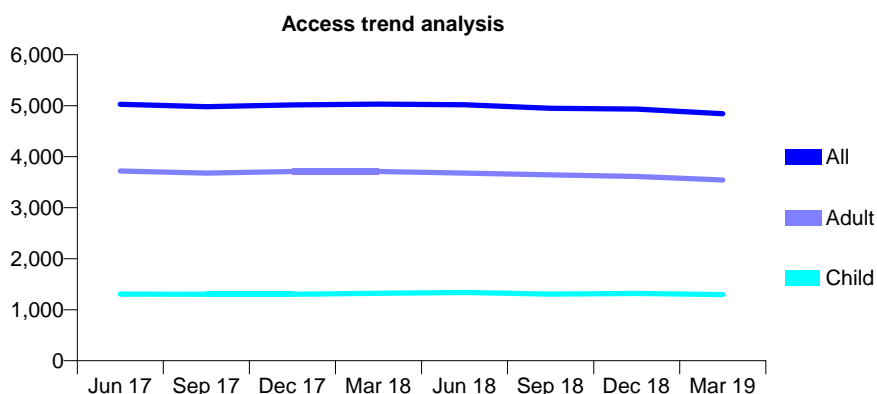
Q60 - Vital Signs At a Glance Contract Report for 934925/0002 - Year end March 2019

Name or company name	Lichfield Dental Care Limited
Contract type name	GDS Contract
Purpose of contract	General
Contract start date	01/04/2006
Contract end date	

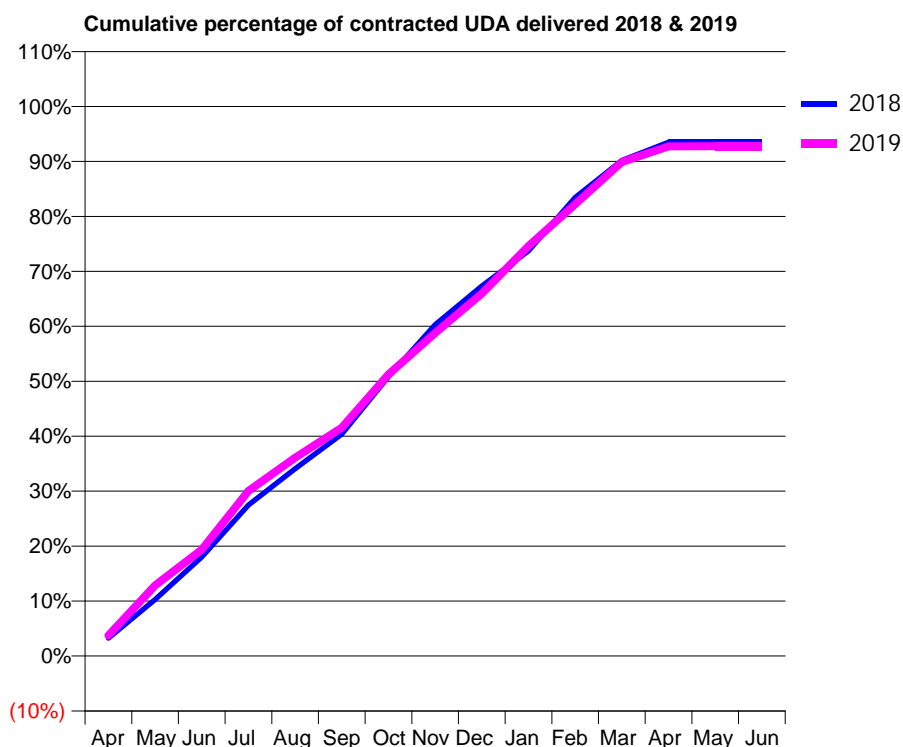
18/19 Contracted general activity (UDA)	16,000
Carry forward general activity (UDA)	0
18/19 Contracted orthodontic activity (UOA)	0
Carry forward orthodontic activity (UOA)	0
Baseline contract value	£400,684.90

ACCESS*

Patients seen in 24 months	Total	Change since previous quarter
Quarter ending March 2018	5,032	
Quarter ending June 2018	5,017	→
Quarter ending September 2018	4,949	↓
Quarter ending December 2018	4,931	→
Quarter ending March 2019	4,843	↓
Variance since March 2018	(3.8%)	↓



ACTIVITY



Month	Adjusted Scheduled Activity (UDA)	
	2018	2019
April	525	598
May	1,668	2,059
June	2,920	3,097
July	4,456	4,807
August	5,524	5,775
September	6,547	6,647
October	8,241	8,200
November	9,774	9,406
December	10,915	10,551
January	11,954	11,936
February	13,528	13,155
March	14,620	14,384
April	15,156	14,839
May	15,157	14,841
June	15,157	14,840

QUALITY

	Quantity	Base Number	Contract	AT	Region	England
% of FP17s for the same patient ID Re-attending within 3 months - Children	129	2,051	6.3%	9.9%	11.5%	11.8%
% of FP17s for the same patient ID Re-attending within 3 months - Adults	862	5,634	15.3%	13.3%	15.2%	15.7%
% of FP17s for the same patient ID Re-attending between 3 & 9 months - Children	1,377	2,051	67.1%	61.0%	60.2%	58.9%
% of FP17s for the same patient ID Re-attending between 3 & 9 months - Adults	3,678	5,634	65.3%	54.9%	51.8%	50.8%
% of FP17s for Band 1 Urgent Courses	671	7,672	8.7%	7.4%	8.1%	9.1%
% of FP17s Relating to Free Repair or Replacements	102	7,672	1.3%	0.9%	0.8%	0.8%
% of FP17s Relating to Continuations	53	7,672	0.7%	1.0%	0.9%	0.9%
% of Patients satisfied with the dentistry they have received	7	7	N/A	93.7%	92.7%	92.5%
% of Patients satisfied with the time they had to wait for an appointment	7	7	N/A	89.7%	87.4%	87.0%

* This is based on patients treated on this contract for their most recent course of treatment. Figures in italics indicate the base number of FP17s or Patient Questionnaire responses are less than 100. N/A is shown where the base number of responses is less than 10 during the period. % is calculated as Quantity/Base number*100

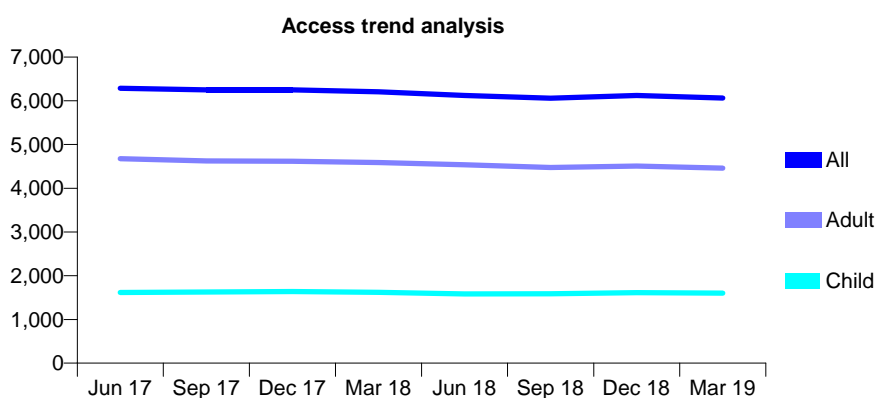
Q60 - Vital Signs At a Glance Contract Report for 934984/0001 - Year end March 2019

Name or company name	MR P SANGHA
Contract type name	GDS Contract
Purpose of contract	General
Contract start date	01/04/2006
Contract end date	

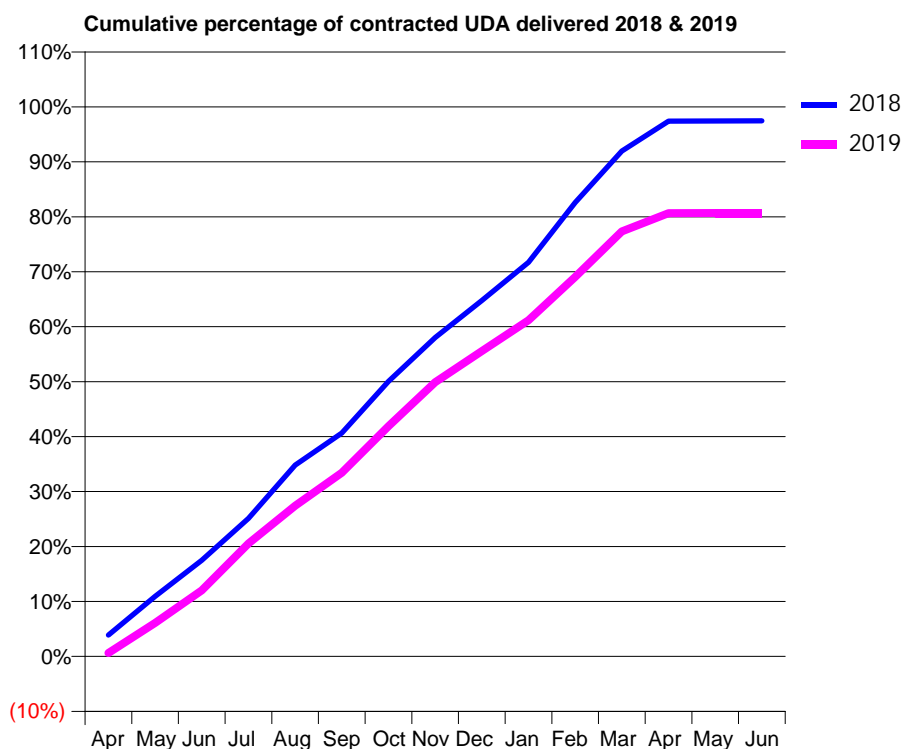
18/19 Contracted general activity (UDA)	20,888
Carry forward general activity (UDA)	485
18/19 Contracted orthodontic activity (UOA)	0
Carry forward orthodontic activity (UOA)	0
Baseline contract value	£509,605.16

ACCESS*

Patients seen in 24 months	Total	Change since previous quarter
Quarter ending March 2018	6,205	
Quarter ending June 2018	6,119	↓
Quarter ending September 2018	6,060	→
Quarter ending December 2018	6,120	→
Quarter ending March 2019	6,063	→
Variance since March 2018	(2.3%)	↓



ACTIVITY



Month	Adjusted Scheduled Activity (UDA)	
	2018	2019
April	736	127
May	2,066	1,275
June	3,301	2,509
July	4,745	4,290
August	6,577	5,729
September	7,676	6,981
October	9,453	8,750
November	10,962	10,422
December	12,231	11,604
January	13,549	12,778
February	15,599	14,422
March	17,369	16,153
April	18,398	16,849
May	18,402	16,852
June	18,403	16,852

QUALITY

	Quantity	Base Number	Contract	AT	Region	England
% of FP17s for the same patient ID Re-attending within 3 months - Children	197	2,861	6.9%	9.9%	11.5%	11.8%
% of FP17s for the same patient ID Re-attending within 3 months - Adults	795	6,401	12.4%	13.3%	15.2%	15.7%
% of FP17s for the same patient ID Re-attending between 3 & 9 months - Children	1,989	2,861	69.5%	61.0%	60.2%	58.9%
% of FP17s for the same patient ID Re-attending between 3 & 9 months - Adults	3,750	6,401	58.6%	54.9%	51.8%	50.8%
% of FP17s for Band 1 Urgent Courses	620	9,217	6.7%	7.4%	8.1%	9.1%
% of FP17s Relating to Free Repair or Replacements	51	9,217	0.6%	0.9%	0.8%	0.8%
% of FP17s Relating to Continuations	27	9,217	0.3%	1.0%	0.9%	0.9%
% of Patients satisfied with the dentistry they have received	7	7	N/A	93.7%	92.7%	92.5%
% of Patients satisfied with the time they had to wait for an appointment	7	7	N/A	89.7%	87.4%	87.0%

* This is based on patients treated on this contract for their most recent course of treatment. Figures in italics indicate the base number of FP17s or Patient Questionnaire responses are less than 100. N/A is shown where the base number of responses is less than 10 during the period. % is calculated as Quantity/Base number*100

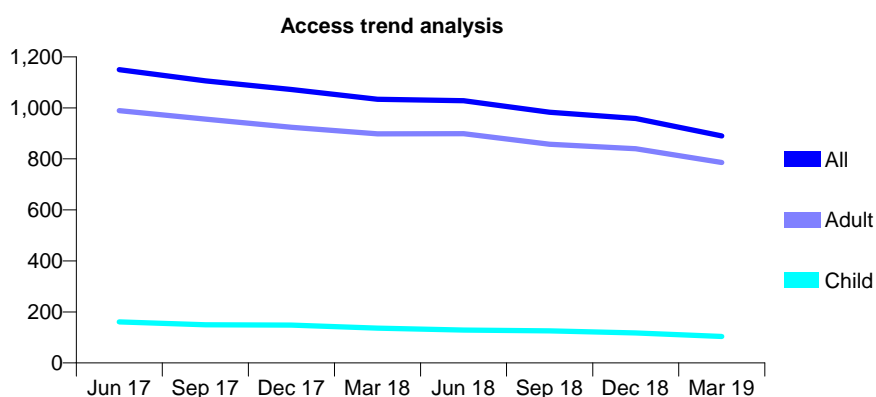
Q60 - Vital Signs At a Glance Contract Report for 986801/0004 - Year end March 2019

Name or company name	MR MN DEVLIN
Contract type name	GDS Contract
Purpose of contract	General
Contract start date	03/10/2007
Contract end date	

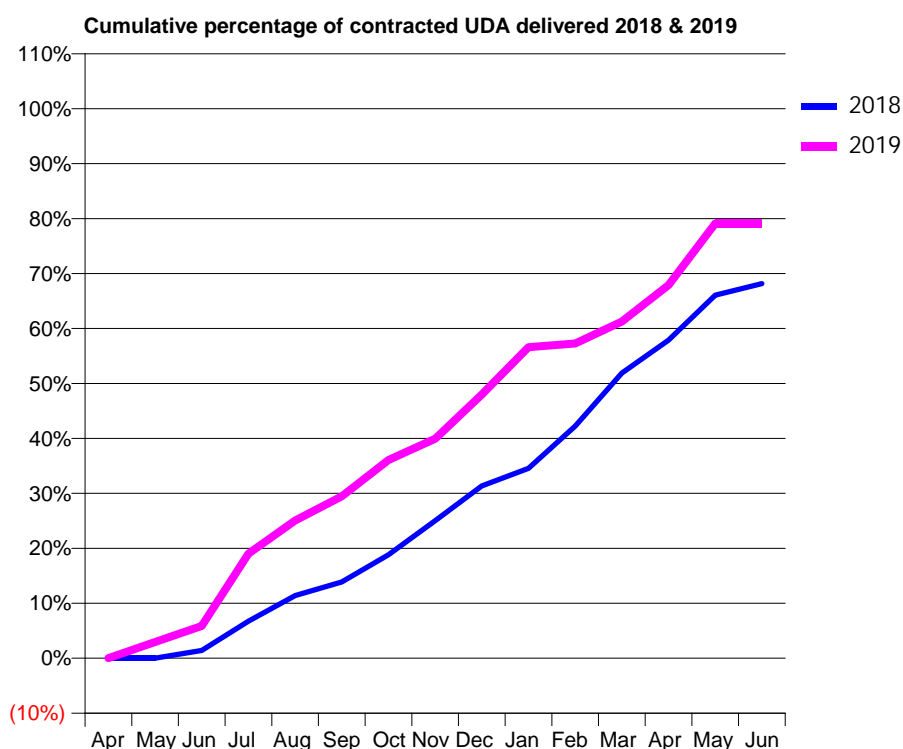
18/19 Contracted general activity (UDA)	3,000
Carry forward general activity (UDA)	0
18/19 Contracted orthodontic activity (UOA)	0
Carry forward orthodontic activity (UOA)	0
Baseline contract value	£70,110.00

ACCESS*

Patients seen in 24 months	Total	Change since previous quarter
Quarter ending March 2018	1,034	
Quarter ending June 2018	1,028	→
Quarter ending September 2018	983	↓
Quarter ending December 2018	958	↓
Quarter ending March 2019	890	↓
Variance since March 2018	(13.9%)	↓



ACTIVITY



Month	Adjusted Scheduled Activity (UDA)	
	2018	2019
April	0	0
May	0	89
June	54	177
July	260	571
August	439	751
September	534	884
October	724	1,082
November	963	1,198
December	1,206	1,440
January	1,331	1,698
February	1,626	1,718
March	1,996	1,838
April	2,228	2,037
May	2,542	2,373
June	2,623	2,373

QUALITY

	Quantity	Base Number	Contract	AT	Region	England
% of FP17s for the same patient ID Re-attending within 3 months - Children	15	154	9.7%	9.9%	11.5%	11.8%
% of FP17s for the same patient ID Re-attending within 3 months - Adults	131	1,131	11.6%	13.3%	15.2%	15.7%
% of FP17s for the same patient ID Re-attending between 3 & 9 months - Children	90	154	58.4%	61.0%	60.2%	58.9%
% of FP17s for the same patient ID Re-attending between 3 & 9 months - Adults	755	1,131	66.8%	54.9%	51.8%	50.8%
% of FP17s for Band 1 Urgent Courses	102	1,323	7.7%	7.4%	8.1%	9.1%
% of FP17s Relating to Free Repair or Replacements	9	1,323	0.7%	0.9%	0.8%	0.8%
% of FP17s Relating to Continuations	3	1,323	0.2%	1.0%	0.9%	0.9%
% of Patients satisfied with the dentistry they have received	0	0	N/A	93.7%	92.7%	92.5%
% of Patients satisfied with the time they had to wait for an appointment	0	0	N/A	89.7%	87.4%	87.0%

* This is based on patients treated on this contract for their most recent course of treatment.

Figures in italics indicate the base number of FP17s or Patient Questionnaire responses are less than 100. N/A is shown where the base number of responses is less than 10 during the period. % is calculated as Quantity/Base number*100

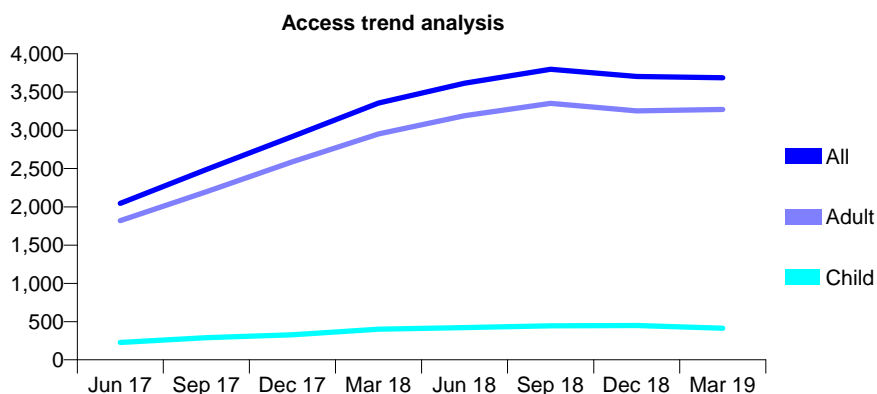
Q61 - Vital Signs At a Glance Contract Report for 100170/0000 - Year end March 2019

Name or company name	Nilesh Patel
Contract type name	PDS Contract
Purpose of contract	General
Contract start date	01/06/2016
Contract end date	31/05/2021

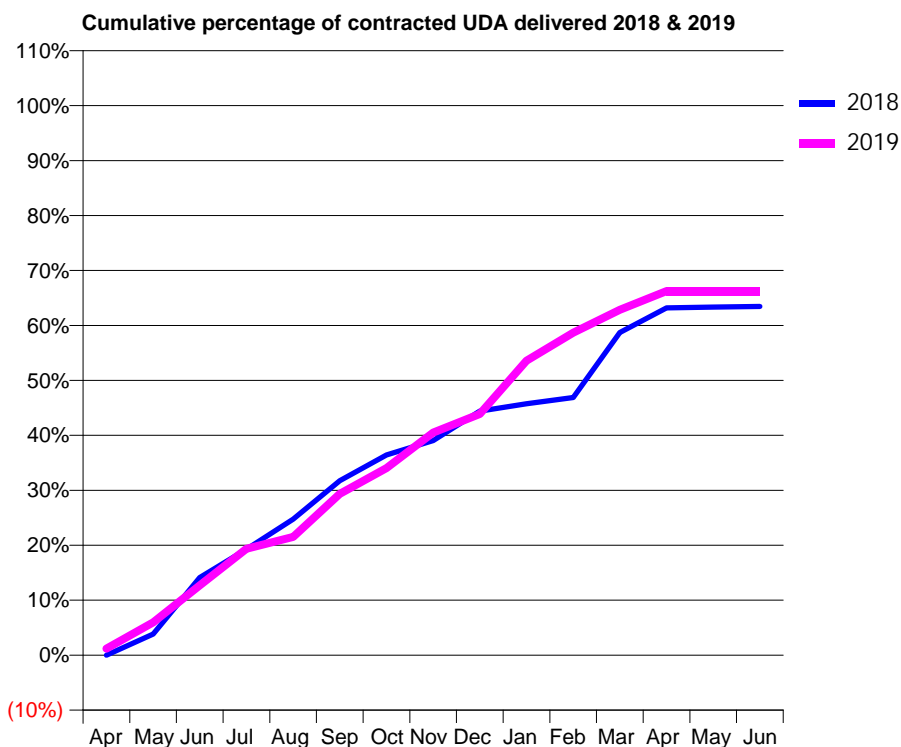
18/19 Contracted general activity (UDA)	8,650
Carry forward general activity (UDA)	0
18/19 Contracted orthodontic activity (UOA)	0
Carry forward orthodontic activity (UOA)	0
Baseline contract value	£445,283.25

ACCESS*

Patients seen in 24 months	Total	Change since previous quarter
Quarter ending March 2018	3,356	
Quarter ending June 2018	3,615	↑
Quarter ending September 2018	3,798	↑
Quarter ending December 2018	3,703	↓
Quarter ending March 2019	3,687	→
Variance since March 2018	9.9%	↑



ACTIVITY



Month	Adjusted Scheduled Activity (UDA)	
	2018	2019
April	0	103
May	332	518
June	1,223	1,098
July	1,668	1,676
August	2,141	1,860
September	2,745	2,538
October	3,151	2,944
November	3,378	3,505
December	3,840	3,795
January	3,957	4,633
February	4,057	5,074
March	5,080	5,436
April	5,467	5,729
May	5,477	5,729
June	5,487	5,729

QUALITY

	Quantity	Base Number	Contract	AT	Region	England
% of FP17s for the same patient ID Re-attending within 3 months - Children	18	738	2.4%	10.7%	11.9%	11.8%
% of FP17s for the same patient ID Re-attending within 3 months - Adults	90	4,221	2.1%	16.1%	16.9%	15.7%
% of FP17s for the same patient ID Re-attending between 3 & 9 months - Children	3	738	0.4%	45.1%	48.9%	58.9%
% of FP17s for the same patient ID Re-attending between 3 & 9 months - Adults	46	4,221	1.1%	36.9%	38.9%	50.8%
% of FP17s for Band 1 Urgent Courses	4,737	4,766	99.4%	10.9%	10.7%	9.1%
% of FP17s Relating to Free Repair or Replacements	0	4,766	0.0%	0.5%	0.5%	0.8%
% of FP17s Relating to Continuations	0	4,766	0.0%	0.7%	0.7%	0.9%
% of Patients satisfied with the dentistry they have received	0	0	N/A	89.9%	89.1%	92.5%
% of Patients satisfied with the time they had to wait for an appointment	0	0	N/A	79.6%	83.1%	87.0%

* This is based on patients treated on this contract for their most recent course of treatment. Figures in italics indicate the base number of FP17s or Patient Questionnaire responses are less than 100. N/A is shown where the base number of responses is less than 10 during the period. % is calculated as Quantity/Base number*100

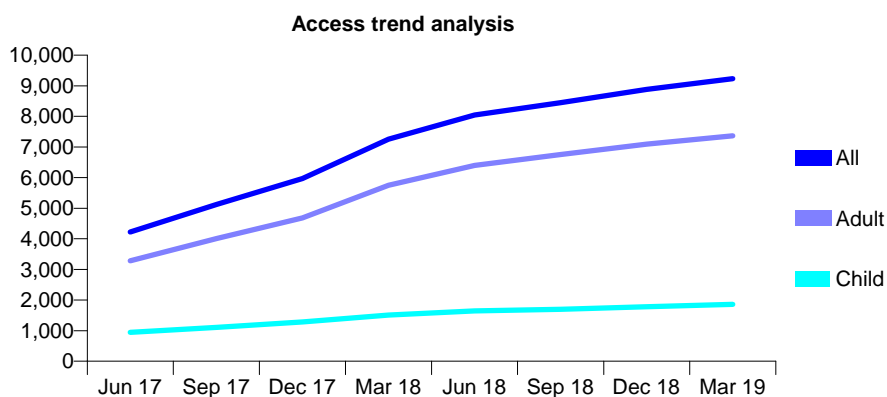
Q61 - Vital Signs At a Glance Contract Report for 100175/0000 - Year end March 2019

Name or company name	Nilesh Patel
Contract type name	PDS Contract
Purpose of contract	General
Contract start date	13/06/2016
Contract end date	12/06/2023

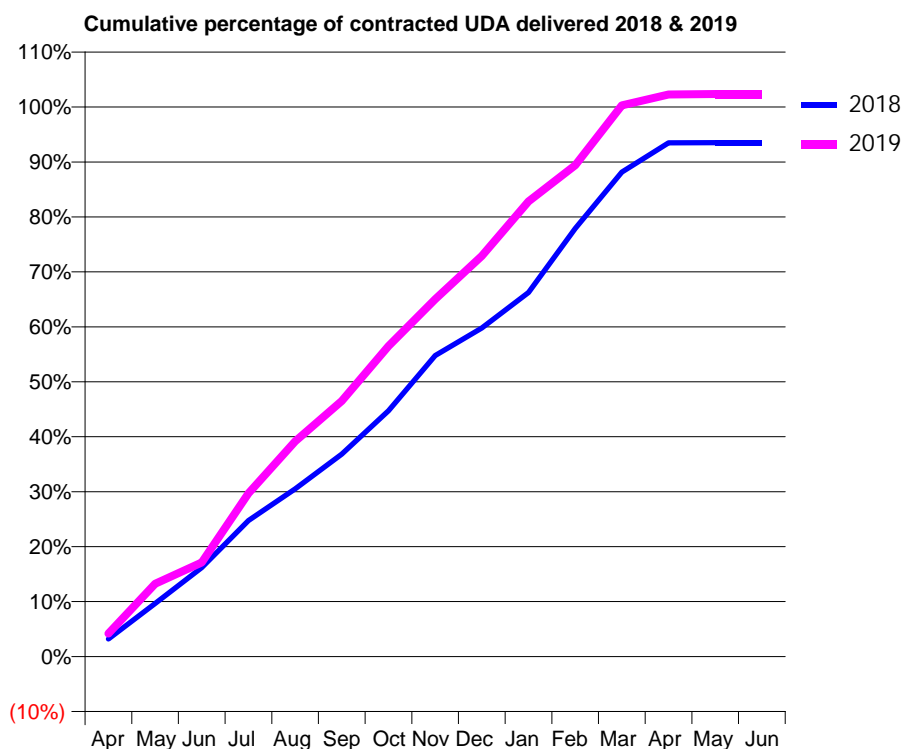
18/19 Contracted general activity (UDA)	18,000
Carry forward general activity (UDA)	0
18/19 Contracted orthodontic activity (UOA)	0
Carry forward orthodontic activity (UOA)	0
Baseline contract value	£323,943.33

ACCESS*

Patients seen in 24 months	Total	Change since previous quarter
Quarter ending March 2018	7,259	
Quarter ending June 2018	8,044	↑
Quarter ending September 2018	8,451	↑
Quarter ending December 2018	8,883	↑
Quarter ending March 2019	9,232	↑
Variance since March 2018	27.2%	↑



ACTIVITY



Month	Adjusted Scheduled Activity (UDA)	
	2018	2019
April	579	752
May	1,743	2,385
June	2,914	3,082
July	4,455	5,347
August	5,492	7,051
September	6,634	8,373
October	8,052	10,166
November	9,861	11,704
December	10,760	13,120
January	11,928	14,906
February	14,025	16,088
March	15,867	18,051
April	16,828	18,409
May	16,831	18,421
June	16,831	18,421

QUALITY

	Quantity	Base Number	Contract	AT	Region	England
% of FP17s for the same patient ID Re-attending within 3 months - Children	206	2,478	8.3%	10.7%	11.9%	11.8%
% of FP17s for the same patient ID Re-attending within 3 months - Adults	1,004	8,043	12.5%	16.1%	16.9%	15.7%
% of FP17s for the same patient ID Re-attending between 3 & 9 months - Children	999	2,478	40.3%	45.1%	48.9%	58.9%
% of FP17s for the same patient ID Re-attending between 3 & 9 months - Adults	1,929	8,043	24.0%	36.9%	38.9%	50.8%
% of FP17s for Band 1 Urgent Courses	3,286	10,217	32.2%	10.9%	10.7%	9.1%
% of FP17s Relating to Free Repair or Replacements	22	10,217	0.2%	0.5%	0.5%	0.8%
% of FP17s Relating to Continuations	20	10,217	0.2%	0.7%	0.7%	0.9%
% of Patients satisfied with the dentistry they have received	1	1	N/A	89.9%	89.1%	92.5%
% of Patients satisfied with the time they had to wait for an appointment	1	1	N/A	79.6%	83.1%	87.0%

* This is based on patients treated on this contract for their most recent course of treatment. Figures in italics indicate the base number of FP17s or Patient Questionnaire responses are less than 100. N/A is shown where the base number of responses is less than 10 during the period. % is calculated as Quantity/Base number*100

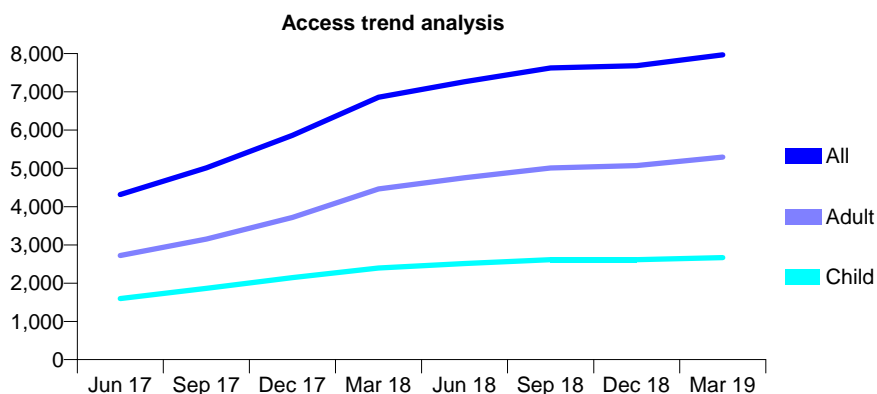
Q61 - Vital Signs At a Glance Contract Report for 100207/0000 - Year end March 2019

Name or company name	Preventdent Limited
Contract type name	GDS Contract
Purpose of contract	General
Contract start date	19/08/2016
Contract end date	

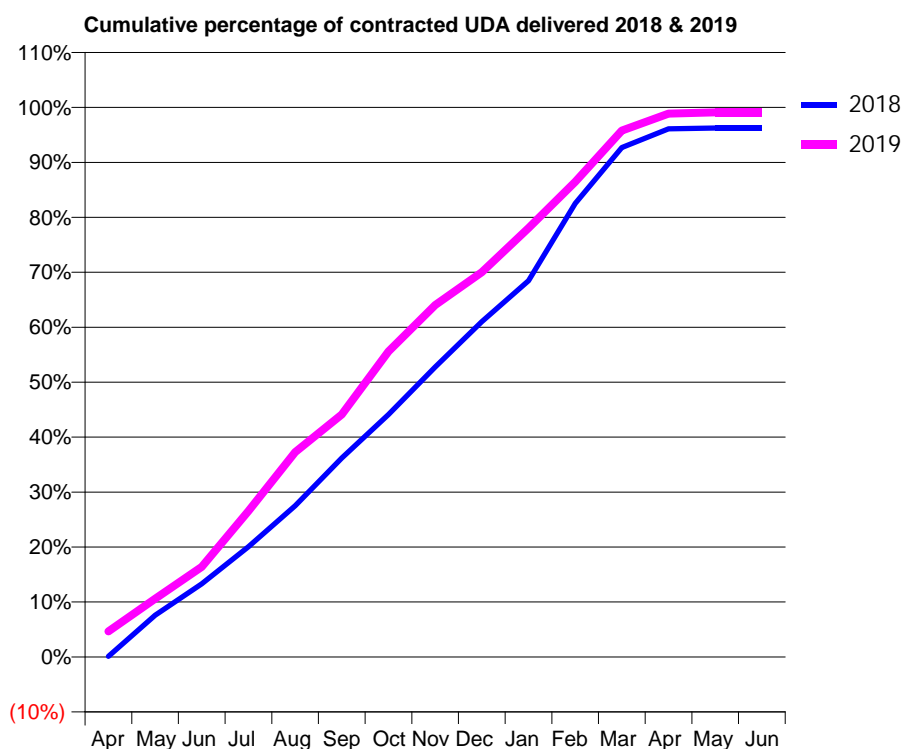
18/19 Contracted general activity (UDA)	18,367
Carry forward general activity (UDA)	97
18/19 Contracted orthodontic activity (UOA)	0
Carry forward orthodontic activity (UOA)	0
Baseline contract value	£646,890.56

ACCESS*

Patients seen in 24 months	Total	Change since previous quarter
Quarter ending March 2018	6,860	
Quarter ending June 2018	7,265	↑
Quarter ending September 2018	7,625	↑
Quarter ending December 2018	7,686	→
Quarter ending March 2019	7,966	↑
Variance since March 2018	16.1%	↑



ACTIVITY



Month	Adjusted Scheduled Activity (UDA)	
	2018	2019
April	20	855
May	1,395	1,948
June	2,444	3,010
July	3,686	4,877
August	5,052	6,850
September	6,649	8,107
October	8,100	10,211
November	9,690	11,761
December	11,206	12,858
January	12,576	14,334
February	15,158	15,877
March	17,025	17,591
April	17,647	18,159
May	17,677	18,201
June	17,674	18,202

QUALITY

	Quantity	Base Number	Contract	AT	Region	England
% of FP17s for the same patient ID Re-attending within 3 months - Children	308	3,782	8.1%	10.7%	11.9%	11.8%
% of FP17s for the same patient ID Re-attending within 3 months - Adults	862	6,051	14.2%	16.1%	16.9%	15.7%
% of FP17s for the same patient ID Re-attending between 3 & 9 months - Children	2,213	3,782	58.5%	45.1%	48.9%	58.9%
% of FP17s for the same patient ID Re-attending between 3 & 9 months - Adults	2,419	6,051	40.0%	36.9%	38.9%	50.8%
% of FP17s for Band 1 Urgent Courses	926	8,977	10.3%	10.9%	10.7%	9.1%
% of FP17s Relating to Free Repair or Replacements	25	8,977	0.3%	0.5%	0.5%	0.8%
% of FP17s Relating to Continuations	5	8,977	0.1%	0.7%	0.7%	0.9%
% of Patients satisfied with the dentistry they have received	2	2	N/A	89.9%	89.1%	92.5%
% of Patients satisfied with the time they had to wait for an appointment	1	2	N/A	79.6%	83.1%	87.0%

* This is based on patients treated on this contract for their most recent course of treatment.

Figures in italics indicate the base number of FP17s or Patient Questionnaire responses are less than 100. N/A is shown where the base number of responses is less than 10 during the period. % is calculated as Quantity/Base number*100

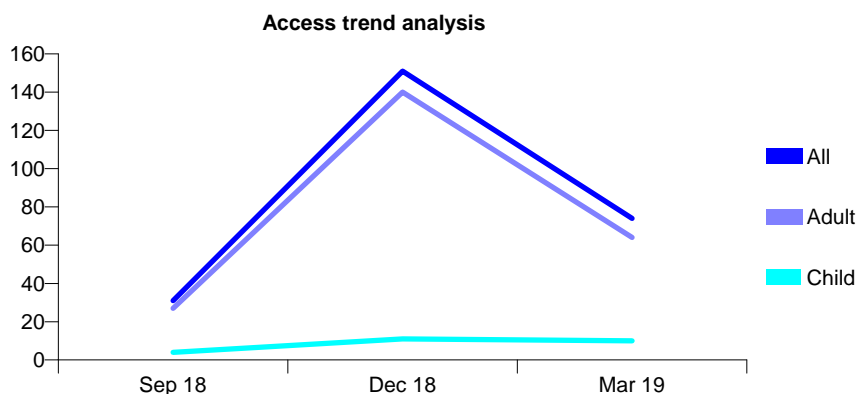
Q61 - Vital Signs At a Glance Contract Report for 100670/0000 - Year end March 2019

Name or company name	Kent Community Health NHS Foundation Tr
Contract type name	PDS Contract
Purpose of contract	General
Contract start date	01/07/2018
Contract end date	30/06/2021

18/19 Contracted general activity (UDA)	2,925
Carry forward general activity (UDA)	0
18/19 Contracted orthodontic activity (UOA)	0
Carry forward orthodontic activity (UOA)	0
Baseline contract value	£155,646.66

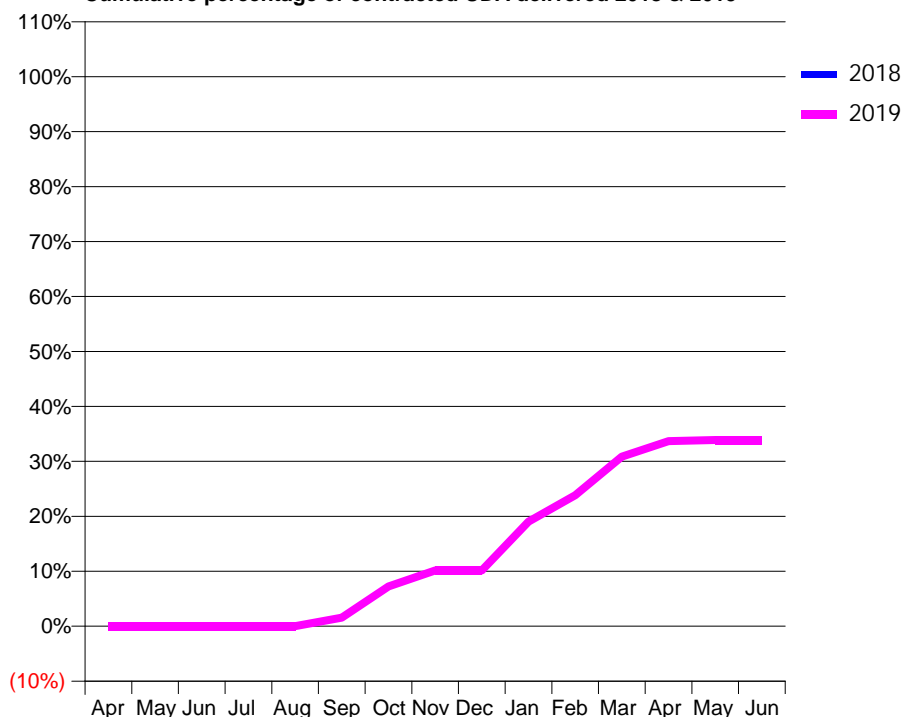
ACCESS*

Patients seen in 24 months	Total	Change since previous quarter
Quarter ending March 2018	0	
Quarter ending June 2018	0	
Quarter ending September 2018	31	↑
Quarter ending December 2018	151	↑
Quarter ending March 2019	74	↓
Variance since March 2018	N/A	



ACTIVITY

Cumulative percentage of contracted UDA delivered 2018 & 2019



Month	Adjusted Scheduled Activity (UDA)	
	2018	2019
April	0	0
May	0	0
June	0	0
July	0	0
August	0	0
September	0	46
October	0	212
November	0	297
December	0	297
January	0	557
February	0	697
March	0	902
April	0	985
May	0	991
June	0	991

QUALITY

	Quantity	Base Number	Contract	AT	Region	England
% of FP17s for the same patient ID Re-attending within 3 months - Children	0	30	0.0%	10.7%	11.9%	11.8%
% of FP17s for the same patient ID Re-attending within 3 months - Adults	4	316	1.3%	16.1%	16.9%	15.7%
% of FP17s for the same patient ID Re-attending between 3 & 9 months - Children	0	30	0.0%	45.1%	48.9%	58.9%
% of FP17s for the same patient ID Re-attending between 3 & 9 months - Adults	0	316	0.0%	36.9%	38.9%	50.8%
% of FP17s for Band 1 Urgent Courses	1	407	0.2%	10.9%	10.7%	9.1%
% of FP17s Relating to Free Repair or Replacements	0	407	0.0%	0.5%	0.5%	0.8%
% of FP17s Relating to Continuations	0	407	0.0%	0.7%	0.7%	0.9%
% of Patients satisfied with the dentistry they have received	0	0	N/A	89.9%	89.1%	92.5%
% of Patients satisfied with the time they had to wait for an appointment	0	0	N/A	79.6%	83.1%	87.0%

* This is based on patients treated on this contract for their most recent course of treatment.

Figures in italics indicate the base number of FP17s or Patient Questionnaire responses are less than 100. N/A is shown where the base number of responses is less than 10 during the period. % is calculated as Quantity/Base number*100

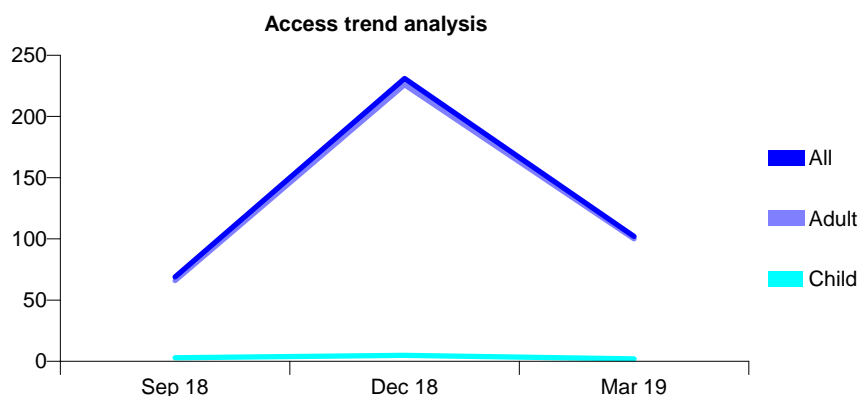
Q61 - Vital Signs At a Glance Contract Report for 100686/0000 - Year end March 2019

Name or company name	Visiting Specialist Services Limited
Contract type name	PDS Contract
Purpose of contract	General
Contract start date	01/07/2018
Contract end date	30/06/2020

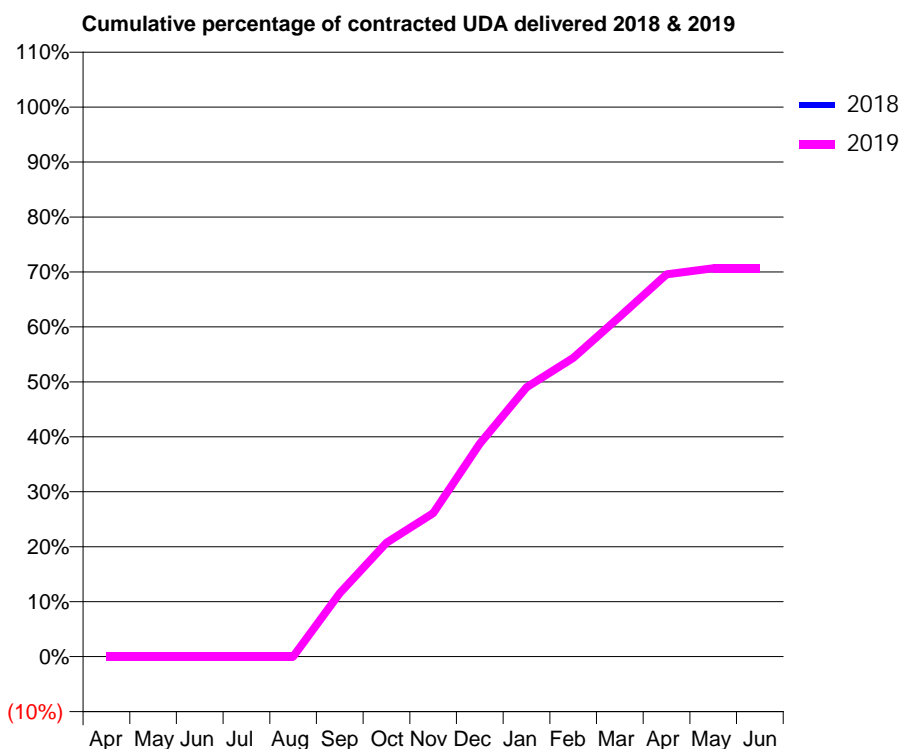
18/19 Contracted general activity (UDA)	1,755
Carry forward general activity (UDA)	0
18/19 Contracted orthodontic activity (UOA)	0
Carry forward orthodontic activity (UOA)	0
Baseline contract value	£93,388.00

ACCESS*

Patients seen in 24 months	Total	Change since previous quarter
Quarter ending March 2018	0	
Quarter ending June 2018	0	
Quarter ending September 2018	69	↑
Quarter ending December 2018	231	↑
Quarter ending March 2019	102	↓
Variance since March 2018	N/A	



ACTIVITY



Month	Adjusted Scheduled Activity (UDA)	
	2018	2019
April	0	0
May	0	0
June	0	0
July	0	0
August	0	0
September	0	203
October	0	364
November	0	458
December	0	680
January	0	860
February	0	954
March	0	1,086
April	0	1,221
May	0	1,240
June	0	1,240

QUALITY

	Quantity	Base Number	Contract	AT	Region	England
% of FP17s for the same patient ID Re-attending within 3 months - Children	0	10	0.0%	10.7%	11.9%	11.8%
% of FP17s for the same patient ID Re-attending within 3 months - Adults	2	388	0.5%	16.1%	16.9%	15.7%
% of FP17s for the same patient ID Re-attending between 3 & 9 months - Children	0	10	0.0%	45.1%	48.9%	58.9%
% of FP17s for the same patient ID Re-attending between 3 & 9 months - Adults	0	388	0.0%	36.9%	38.9%	50.8%
% of FP17s for Band 1 Urgent Courses	0	464	0.0%	10.9%	10.7%	9.1%
% of FP17s Relating to Free Repair or Replacements	0	464	0.0%	0.5%	0.5%	0.8%
% of FP17s Relating to Continuations	0	464	0.0%	0.7%	0.7%	0.9%
% of Patients satisfied with the dentistry they have received	0	0	N/A	89.9%	89.1%	92.5%
% of Patients satisfied with the time they had to wait for an appointment	0	0	N/A	79.6%	83.1%	87.0%

* This is based on patients treated on this contract for their most recent course of treatment. Figures in italics indicate the base number of FP17s or Patient Questionnaire responses are less than 100. N/A is shown where the base number of responses is less than 10 during the period. % is calculated as Quantity/Base number*100

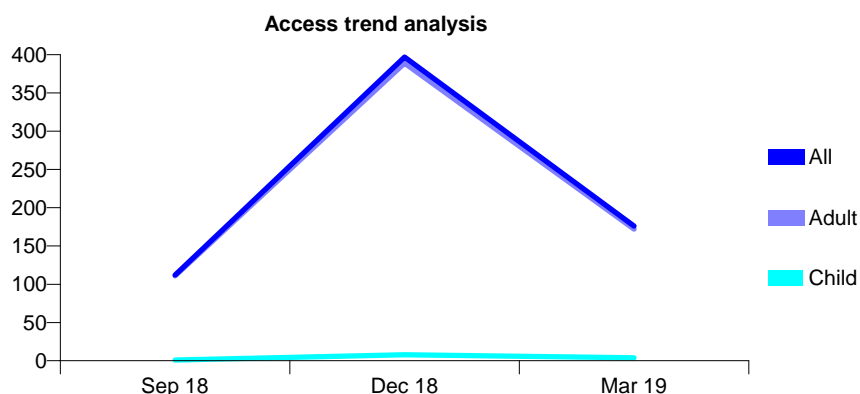
Q61 - Vital Signs At a Glance Contract Report for 100702/0000 - Year end March 2019

Name or company name	Mos Solutions Ltd
Contract type name	PDS Contract
Purpose of contract	General
Contract start date	01/07/2018
Contract end date	30/06/2021

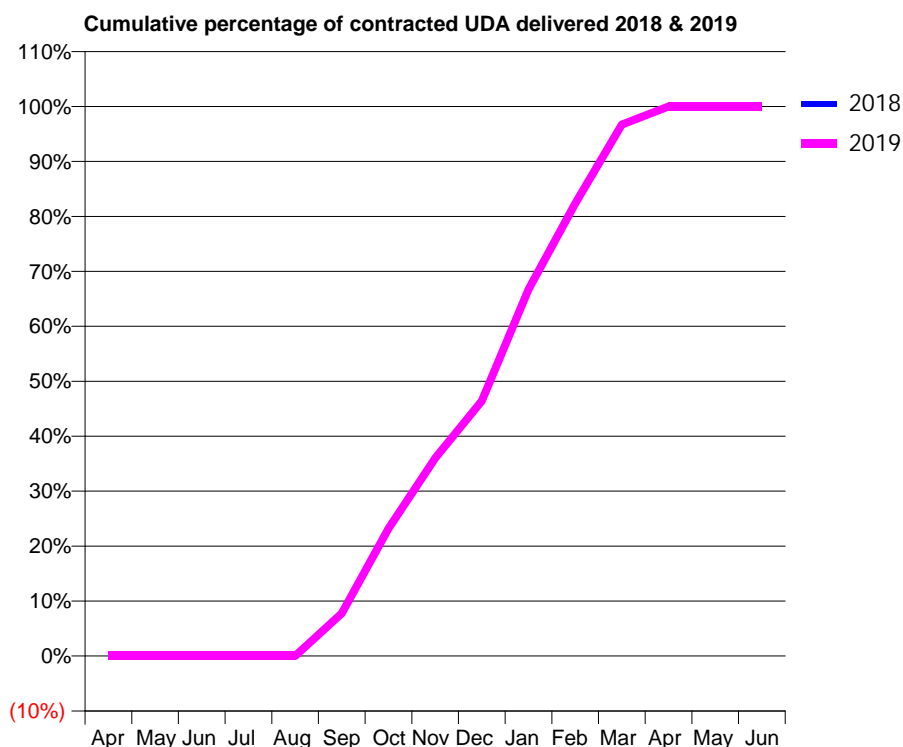
18/19 Contracted general activity (UDA)	2,340
Carry forward general activity (UDA)	0
18/19 Contracted orthodontic activity (UOA)	0
Carry forward orthodontic activity (UOA)	0
Baseline contract value	£124,517.32

ACCESS*

Patients seen in 24 months	Total	Change since previous quarter
Quarter ending March 2018	0	
Quarter ending June 2018	0	
Quarter ending September 2018	112	↑
Quarter ending December 2018	397	↑
Quarter ending March 2019	176	↓
Variance since March 2018	N/A	



ACTIVITY



Month	Adjusted Scheduled Activity (UDA)	
	2018	2019
April	0	0
May	0	0
June	0	0
July	0	0
August	0	0
September	0	204
October	0	609
November	0	945
December	0	1,218
January	0	1,751
February	0	2,162
March	0	2,538
April	0	2,625
May	0	2,625
June	0	2,625

QUALITY

	Quantity	Base Number	Contract	AT	Region	England
% of FP17s for the same patient ID Re-attending within 3 months - Children	0	15	0.0%	10.7%	11.9%	11.8%
% of FP17s for the same patient ID Re-attending within 3 months - Adults	0	831	0.0%	16.1%	16.9%	15.7%
% of FP17s for the same patient ID Re-attending between 3 & 9 months - Children	0	15	0.0%	45.1%	48.9%	58.9%
% of FP17s for the same patient ID Re-attending between 3 & 9 months - Adults	3	831	0.4%	36.9%	38.9%	50.8%
% of FP17s for Band 1 Urgent Courses	0	875	0.0%	10.9%	10.7%	9.1%
% of FP17s Relating to Free Repair or Replacements	0	875	0.0%	0.5%	0.5%	0.8%
% of FP17s Relating to Continuations	0	875	0.0%	0.7%	0.7%	0.9%
% of Patients satisfied with the dentistry they have received	0	0	N/A	89.9%	89.1%	92.5%
% of Patients satisfied with the time they had to wait for an appointment	0	0	N/A	79.6%	83.1%	87.0%

* This is based on patients treated on this contract for their most recent course of treatment. Figures in italics indicate the base number of FP17s or Patient Questionnaire responses are less than 100. N/A is shown where the base number of responses is less than 10 during the period. % is calculated as Quantity/Base number*100

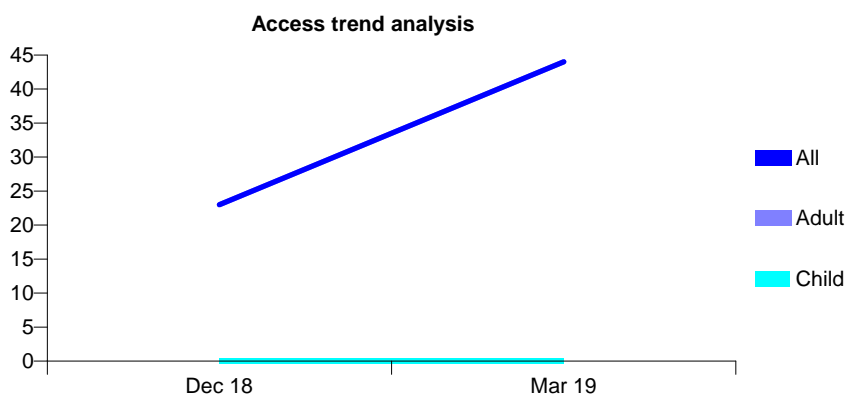
Q61 - Vital Signs At a Glance Contract Report for 100794/0000 - Year end March 2019

Name or company name	Oral Surgery Ltd
Contract type name	PDS Contract
Purpose of contract	General
Contract start date	01/07/2018
Contract end date	30/06/2021

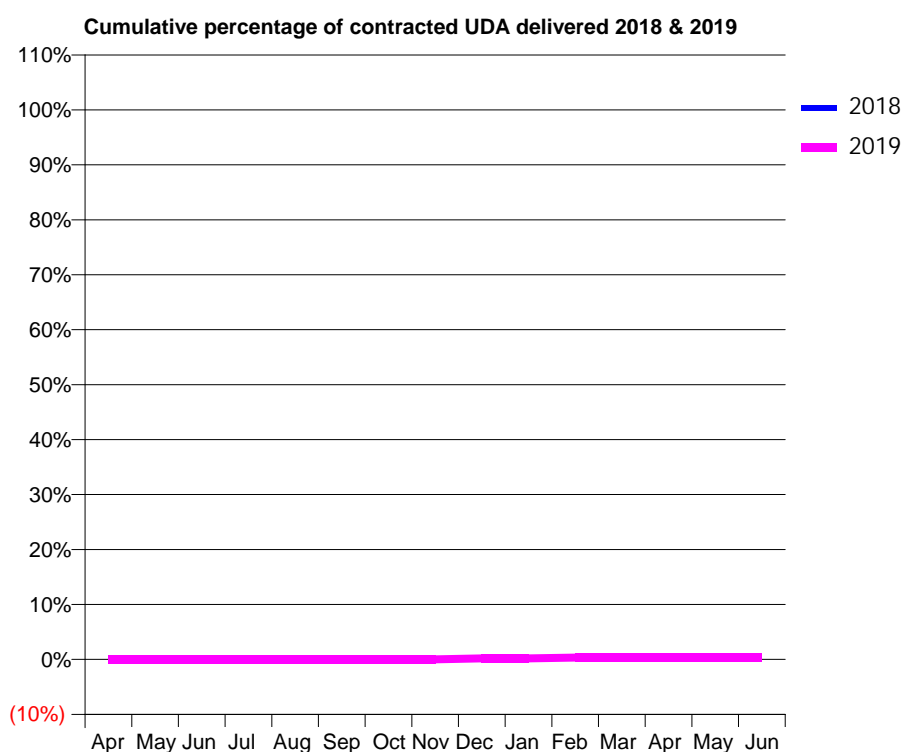
18/19 Contracted general activity (UDA)	1,755
Carry forward general activity (UDA)	0
18/19 Contracted orthodontic activity (UOA)	0
Carry forward orthodontic activity (UOA)	0
Baseline contract value	£93,388.00

ACCESS*

Patients seen in 24 months	Total	Change since previous quarter
Quarter ending March 2018	0	
Quarter ending June 2018	0	
Quarter ending September 2018	0	
Quarter ending December 2018	23	↑
Quarter ending March 2019	44	↑
Variance since March 2018	N/A	



ACTIVITY



Month	Adjusted Scheduled Activity (UDA)	
	2018	2019
April	0	0
May	0	0
June	0	0
July	0	0
August	0	0
September	0	0
October	0	0
November	0	0
December	0	3
January	0	3
February	0	6
March	0	6
April	0	6
May	0	6
June	0	6

QUALITY

	Quantity	Base Number	Contract	AT	Region	England
% of FP17s for the same patient ID Re-attending within 3 months - Children	0	2	0.0%	10.7%	11.9%	11.8%
% of FP17s for the same patient ID Re-attending within 3 months - Adults	0	142	0.0%	16.1%	16.9%	15.7%
% of FP17s for the same patient ID Re-attending between 3 & 9 months - Children	0	2	0.0%	45.1%	48.9%	58.9%
% of FP17s for the same patient ID Re-attending between 3 & 9 months - Adults	0	142	0.0%	36.9%	38.9%	50.8%
% of FP17s for Band 1 Urgent Courses	0	164	0.0%	10.9%	10.7%	9.1%
% of FP17s Relating to Free Repair or Replacements	0	164	0.0%	0.5%	0.5%	0.8%
% of FP17s Relating to Continuations	0	164	0.0%	0.7%	0.7%	0.9%
% of Patients satisfied with the dentistry they have received	0	0	N/A	89.9%	89.1%	92.5%
% of Patients satisfied with the time they had to wait for an appointment	0	0	N/A	79.6%	83.1%	87.0%

* This is based on patients treated on this contract for their most recent course of treatment. Figures in italics indicate the base number of FP17s or Patient Questionnaire responses are less than 100. N/A is shown where the base number of responses is less than 10 during the period. % is calculated as Quantity/Base number*100

Q61 - Vital Signs At a Glance Contract Report for 100797/0000 - Year end March 2019


Name or company name	Oral Surgery Ltd
Contract type name	PDS Contract
Purpose of contract	General
Contract start date	01/07/2018
Contract end date	30/06/2021

18/19 Contracted general activity (UDA)	3,510
Carry forward general activity (UDA)	0
18/19 Contracted orthodontic activity (UOA)	0
Carry forward orthodontic activity (UOA)	0
Baseline contract value	£186,775.99

ACCESS*

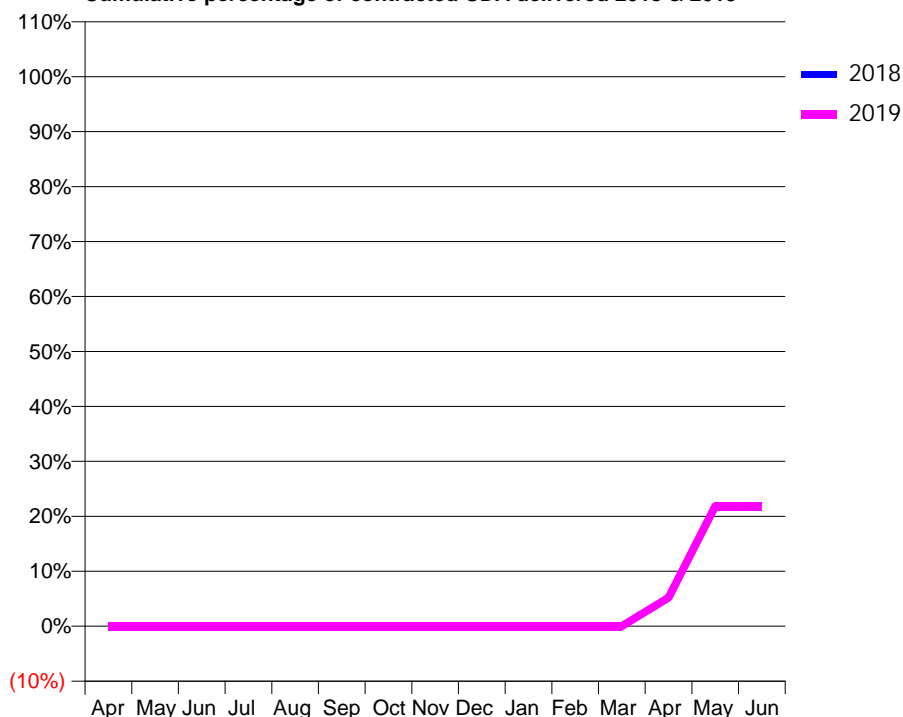
Patients seen in 24 months	Total	Change since previous quarter
Quarter ending March 2018	0	
Quarter ending June 2018	0	
Quarter ending September 2018	0	
Quarter ending December 2018	0	
Quarter ending March 2019	31	
Variance since March 2018	N/A	

Access trend analysis



ACTIVITY

Cumulative percentage of contracted UDA delivered 2018 & 2019



Adjusted Scheduled Activity (UDA)

Month	2018	2019
April	0	0
May	0	0
June	0	0
July	0	0
August	0	0
September	0	0
October	0	0
November	0	0
December	0	0
January	0	0
February	0	0
March	0	0
April	0	183
May	0	767
June	0	767

QUALITY

	Quantity	Base Number	Contract	AT	Region	England
% of FP17s for the same patient ID Re-attending within 3 months - Children	0	0	N/A	10.7%	11.9%	11.8%
% of FP17s for the same patient ID Re-attending within 3 months - Adults	0	198	0.0%	16.1%	16.9%	15.7%
% of FP17s for the same patient ID Re-attending between 3 & 9 months - Children	0	0	N/A	45.1%	48.9%	58.9%
% of FP17s for the same patient ID Re-attending between 3 & 9 months - Adults	0	198	0.0%	36.9%	38.9%	50.8%
% of FP17s for Band 1 Urgent Courses	0	412	0.0%	10.9%	10.7%	9.1%
% of FP17s Relating to Free Repair or Replacements	0	412	0.0%	0.5%	0.5%	0.8%
% of FP17s Relating to Continuations	0	412	0.0%	0.7%	0.7%	0.9%
% of Patients satisfied with the dentistry they have received	0	0	N/A	89.9%	89.1%	92.5%
% of Patients satisfied with the time they had to wait for an appointment	0	0	N/A	79.6%	83.1%	87.0%

* This is based on patients treated on this contract for their most recent course of treatment.

Figures in italics indicate the base number of FP17s or Patient Questionnaire responses are less than 100. N/A is shown where the base number of responses is less than 10 during the period. % is calculated as Quantity/Base number*100

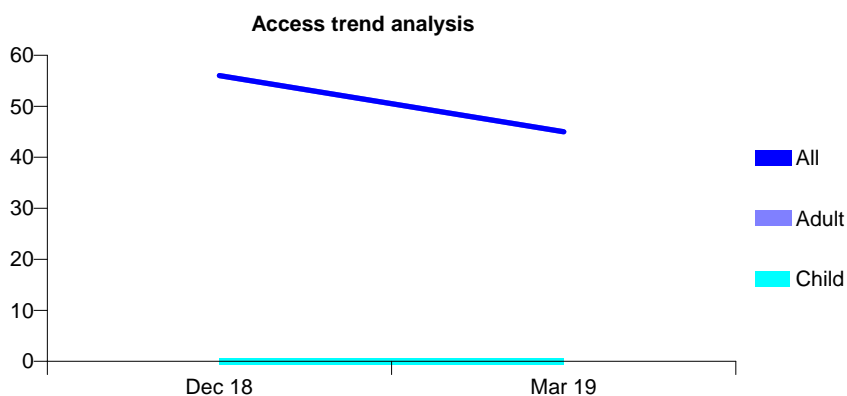
Q61 - Vital Signs At a Glance Contract Report for 100798/0000 - Year end March 2019

Name or company name	Oral Surgery Ltd
Contract type name	PDS Contract
Purpose of contract	General
Contract start date	01/07/2018
Contract end date	30/06/2021

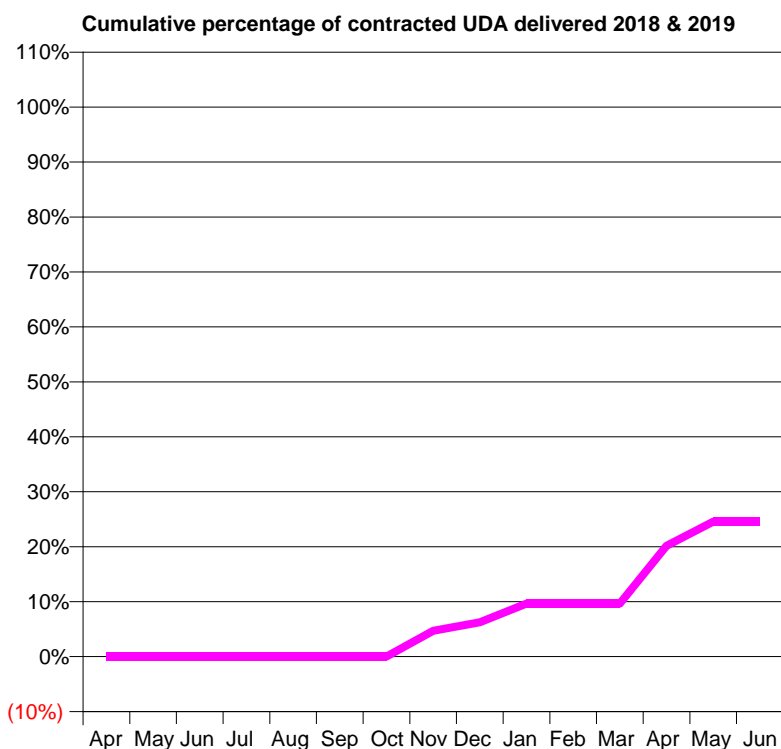
18/19 Contracted general activity (UDA)	3,510
Carry forward general activity (UDA)	0
18/19 Contracted orthodontic activity (UOA)	0
Carry forward orthodontic activity (UOA)	0
Baseline contract value	£186,775.99

ACCESS*

Patients seen in 24 months	Total	Change since previous quarter
Quarter ending March 2018	0	
Quarter ending June 2018	0	
Quarter ending September 2018	0	
Quarter ending December 2018	56	↑
Quarter ending March 2019	45	↓
Variance since March 2018	N/A	



ACTIVITY



Month	Adjusted Scheduled Activity (UDA)	
	2018	2019
April	0	0
May	0	0
June	0	0
July	0	0
August	0	0
September	0	0
October	0	0
November	0	165
December	0	219
January	0	339
February	0	339
March	0	339
April	0	708
May	0	862
June	0	862

QUALITY

	Quantity	Base Number	Contract	AT	Region	England
% of FP17s for the same patient ID Re-attending within 3 months - Children	0	0	N/A	10.7%	11.9%	11.8%
% of FP17s for the same patient ID Re-attending within 3 months - Adults	0	250	0.0%	16.1%	16.9%	15.7%
% of FP17s for the same patient ID Re-attending between 3 & 9 months - Children	0	0	N/A	45.1%	48.9%	58.9%
% of FP17s for the same patient ID Re-attending between 3 & 9 months - Adults	0	250	0.0%	36.9%	38.9%	50.8%
% of FP17s for Band 1 Urgent Courses	0	415	0.0%	10.9%	10.7%	9.1%
% of FP17s Relating to Free Repair or Replacements	0	415	0.0%	0.5%	0.5%	0.8%
% of FP17s Relating to Continuations	0	415	0.0%	0.7%	0.7%	0.9%
% of Patients satisfied with the dentistry they have received	0	0	N/A	89.9%	89.1%	92.5%
% of Patients satisfied with the time they had to wait for an appointment	0	0	N/A	79.6%	83.1%	87.0%

* This is based on patients treated on this contract for their most recent course of treatment. Figures in italics indicate the base number of FP17s or Patient Questionnaire responses are less than 100. N/A is shown where the base number of responses is less than 10 during the period. % is calculated as Quantity/Base number*100

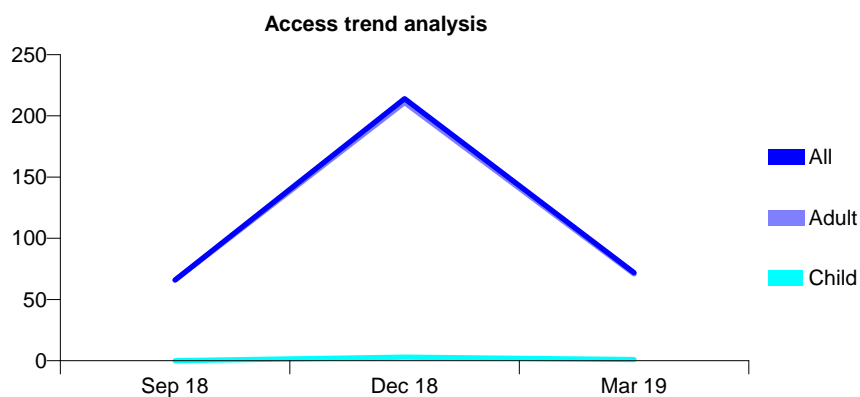
Q61 - Vital Signs At a Glance Contract Report for 100799/0000 - Year end March 2019

Name or company name	East Village Dental
Contract type name	PDS Contract
Purpose of contract	General
Contract start date	01/07/2018
Contract end date	30/06/2021

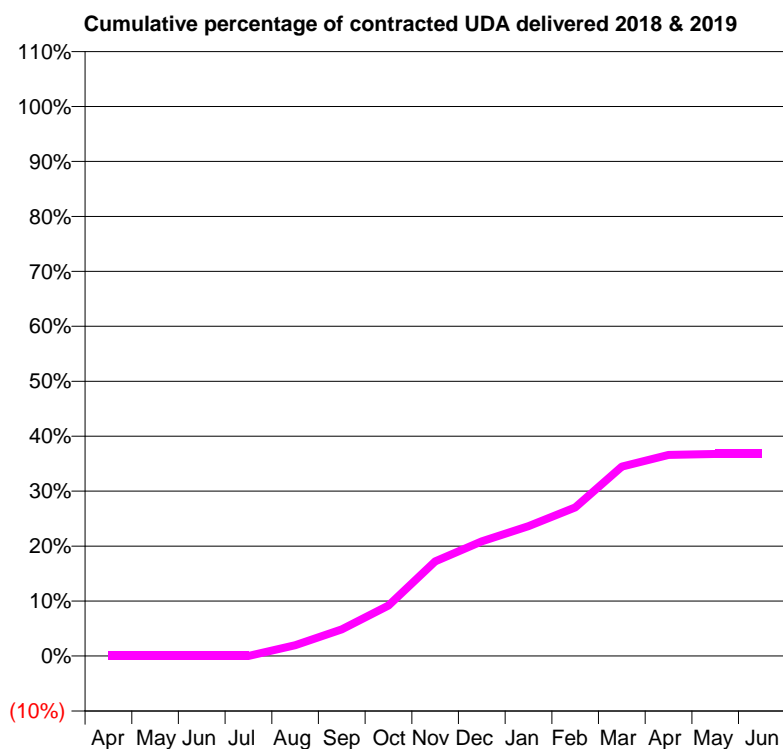
18/19 Contracted general activity (UDA)	3,510
Carry forward general activity (UDA)	0
18/19 Contracted orthodontic activity (UOA)	0
Carry forward orthodontic activity (UOA)	0
Baseline contract value	£186,775.99

ACCESS*

Patients seen in 24 months	Total	Change since previous quarter
Quarter ending March 2018	0	
Quarter ending June 2018	0	
Quarter ending September 2018	66	↑
Quarter ending December 2018	214	↑
Quarter ending March 2019	72	↓
Variance since March 2018	N/A	



ACTIVITY



Month	Adjusted Scheduled Activity (UDA)	
	2018	2019
April	0	0
May	0	0
June	0	0
July	0	0
August	0	69
September	0	171
October	0	322
November	0	604
December	0	733
January	0	829
February	0	949
March	0	1,210
April	0	1,285
May	0	1,291
June	0	1,291

QUALITY

	Quantity	Base Number	Contract	AT	Region	England
% of FP17s for the same patient ID Re-attending within 3 months - Children	0	5	0.0%	10.7%	11.9%	11.8%
% of FP17s for the same patient ID Re-attending within 3 months - Adults	1	399	0.3%	16.1%	16.9%	15.7%
% of FP17s for the same patient ID Re-attending between 3 & 9 months - Children	0	5	0.0%	45.1%	48.9%	58.9%
% of FP17s for the same patient ID Re-attending between 3 & 9 months - Adults	2	399	0.5%	36.9%	38.9%	50.8%
% of FP17s for Band 1 Urgent Courses	0	432	0.0%	10.9%	10.7%	9.1%
% of FP17s Relating to Free Repair or Replacements	0	432	0.0%	0.5%	0.5%	0.8%
% of FP17s Relating to Continuations	0	432	0.0%	0.7%	0.7%	0.9%
% of Patients satisfied with the dentistry they have received	1	1	N/A	89.9%	89.1%	92.5%
% of Patients satisfied with the time they had to wait for an appointment	0	1	N/A	79.6%	83.1%	87.0%

* This is based on patients treated on this contract for their most recent course of treatment. Figures in italics indicate the base number of FP17s or Patient Questionnaire responses are less than 100. N/A is shown where the base number of responses is less than 10 during the period. % is calculated as Quantity/Base number*100

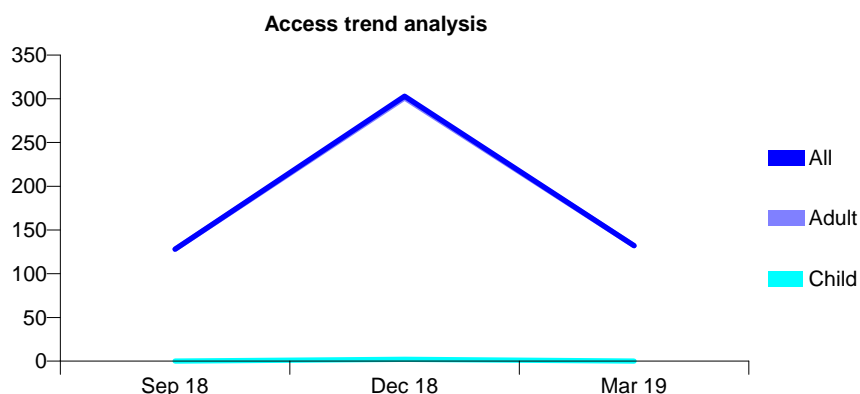
Q61 - Vital Signs At a Glance Contract Report for 100800/0000 - Year end March 2019

Name or company name	East Village Dental
Contract type name	PDS Contract
Purpose of contract	General
Contract start date	01/07/2018
Contract end date	30/06/2021

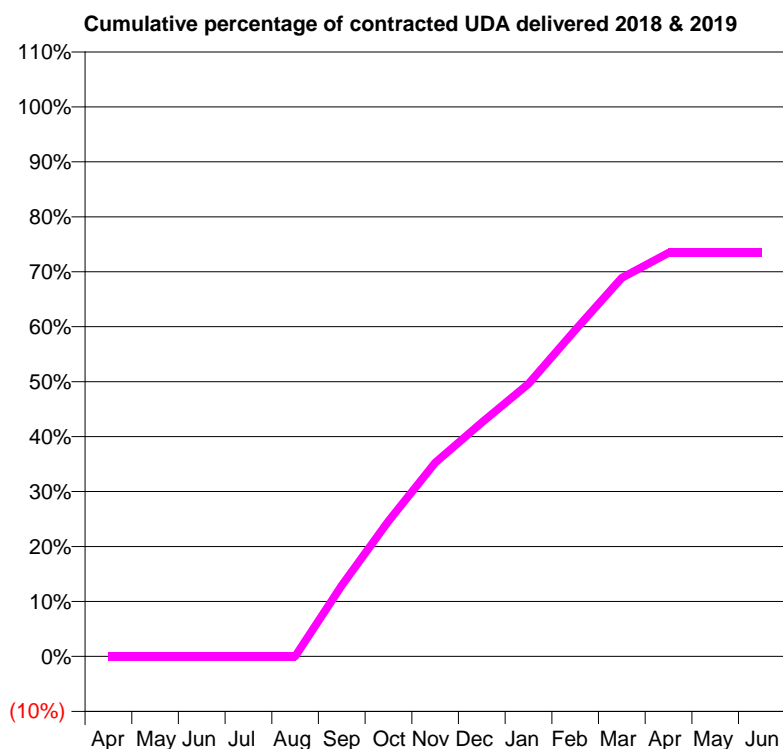
18/19 Contracted general activity (UDA)	2,340
Carry forward general activity (UDA)	0
18/19 Contracted orthodontic activity (UOA)	0
Carry forward orthodontic activity (UOA)	0
Baseline contract value	£124,517.32

ACCESS*

Patients seen in 24 months	Total	Change since previous quarter
Quarter ending March 2018	0	
Quarter ending June 2018	0	
Quarter ending September 2018	128	↑
Quarter ending December 2018	303	↑
Quarter ending March 2019	132	↓
Variance since March 2018	N/A	



ACTIVITY



Month	Adjusted Scheduled Activity (UDA)	
	2018	2019
April	0	0
May	0	0
June	0	0
July	0	0
August	0	0
September	0	302
October	0	576
November	0	825
December	0	996
January	0	1,161
February	0	1,390
March	0	1,612
April	0	1,718
May	0	1,718
June	0	1,718

QUALITY

	Quantity	Base Number	Contract	AT	Region	England
% of FP17s for the same patient ID Re-attending within 3 months - Children	0	3	0.0%	10.7%	11.9%	11.8%
% of FP17s for the same patient ID Re-attending within 3 months - Adults	0	539	0.0%	16.1%	16.9%	15.7%
% of FP17s for the same patient ID Re-attending between 3 & 9 months - Children	0	3	0.0%	45.1%	48.9%	58.9%
% of FP17s for the same patient ID Re-attending between 3 & 9 months - Adults	0	539	0.0%	36.9%	38.9%	50.8%
% of FP17s for Band 1 Urgent Courses	0	578	0.0%	10.9%	10.7%	9.1%
% of FP17s Relating to Free Repair or Replacements	0	578	0.0%	0.5%	0.5%	0.8%
% of FP17s Relating to Continuations	0	578	0.0%	0.7%	0.7%	0.9%
% of Patients satisfied with the dentistry they have received	0	0	N/A	89.9%	89.1%	92.5%
% of Patients satisfied with the time they had to wait for an appointment	0	0	N/A	79.6%	83.1%	87.0%

* This is based on patients treated on this contract for their most recent course of treatment. Figures in italics indicate the base number of FP17s or Patient Questionnaire responses are less than 100. N/A is shown where the base number of responses is less than 10 during the period. % is calculated as Quantity/Base number*100

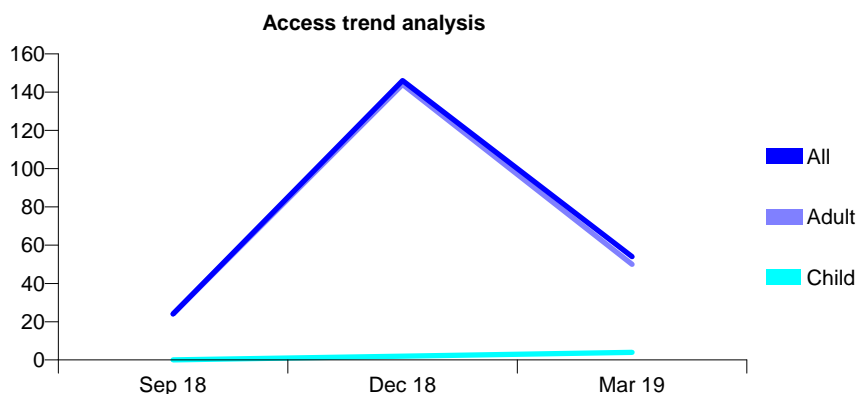
Q61 - Vital Signs At a Glance Contract Report for 100801/0000 - Year end March 2019

Name or company name	East Village Dental
Contract type name	PDS Contract
Purpose of contract	General
Contract start date	01/07/2018
Contract end date	30/06/2021

18/19 Contracted general activity (UDA)	3,510
Carry forward general activity (UDA)	0
18/19 Contracted orthodontic activity (UOA)	0
Carry forward orthodontic activity (UOA)	0
Baseline contract value	£186,775.99

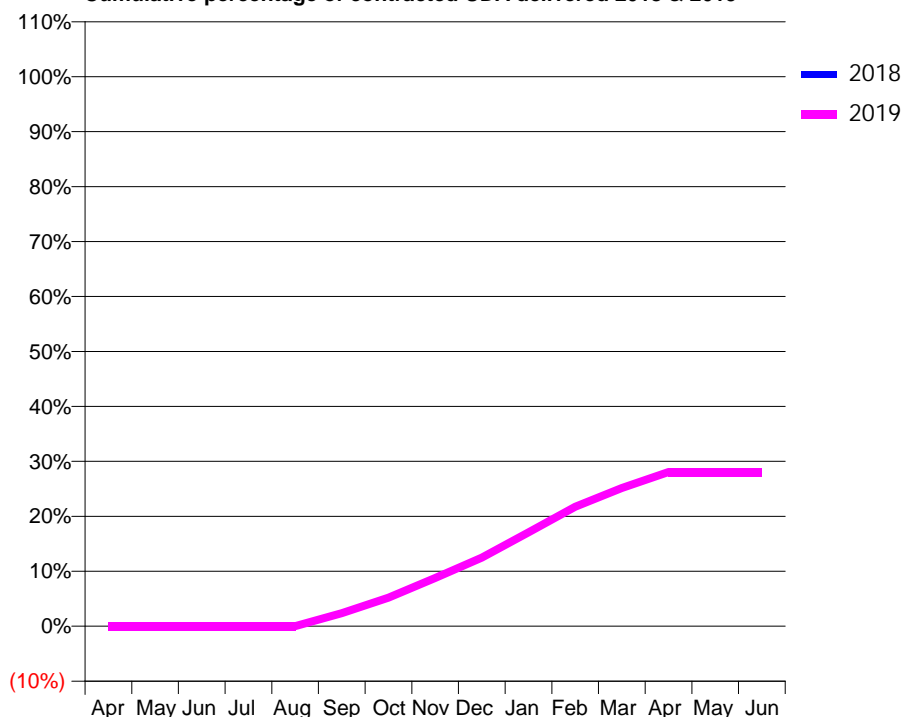
ACCESS*

Patients seen in 24 months	Total	Change since previous quarter
Quarter ending March 2018	0	
Quarter ending June 2018	0	
Quarter ending September 2018	24	↑
Quarter ending December 2018	146	↑
Quarter ending March 2019	54	↓
Variance since March 2018	N/A	



ACTIVITY

Cumulative percentage of contracted UDA delivered 2018 & 2019



Adjusted Scheduled Activity (UDA)

Month	2018	2019
April	0	0
May	0	0
June	0	0
July	0	0
August	0	0
September	0	84
October	0	183
November	0	309
December	0	438
January	0	600
February	0	763
March	0	883
April	0	985
May	0	985
June	0	985

QUALITY

	Quantity	Base Number	Contract	AT	Region	England
% of FP17s for the same patient ID Re-attending within 3 months - Children	0	5	0.0%	10.7%	11.9%	11.8%
% of FP17s for the same patient ID Re-attending within 3 months - Adults	6	290	2.1%	16.1%	16.9%	15.7%
% of FP17s for the same patient ID Re-attending between 3 & 9 months - Children	0	5	0.0%	45.1%	48.9%	58.9%
% of FP17s for the same patient ID Re-attending between 3 & 9 months - Adults	1	290	0.3%	36.9%	38.9%	50.8%
% of FP17s for Band 1 Urgent Courses	0	329	0.0%	10.9%	10.7%	9.1%
% of FP17s Relating to Free Repair or Replacements	0	329	0.0%	0.5%	0.5%	0.8%
% of FP17s Relating to Continuations	0	329	0.0%	0.7%	0.7%	0.9%
% of Patients satisfied with the dentistry they have received	0	0	N/A	89.9%	89.1%	92.5%
% of Patients satisfied with the time they had to wait for an appointment	0	0	N/A	79.6%	83.1%	87.0%

* This is based on patients treated on this contract for their most recent course of treatment.

Figures in italics indicate the base number of FP17s or Patient Questionnaire responses are less than 100. N/A is shown where the base number of responses is less than 10 during the period. % is calculated as Quantity/Base number*100

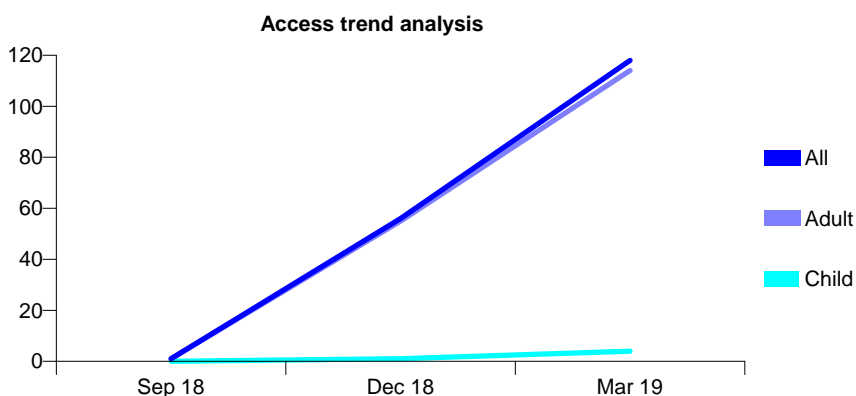
Q61 - Vital Signs At a Glance Contract Report for 100842/0000 - Year end March 2019

Name or company name	Angle House Oral Surgery Ltd
Contract type name	PDS Contract
Purpose of contract	General
Contract start date	01/07/2018
Contract end date	30/06/2021

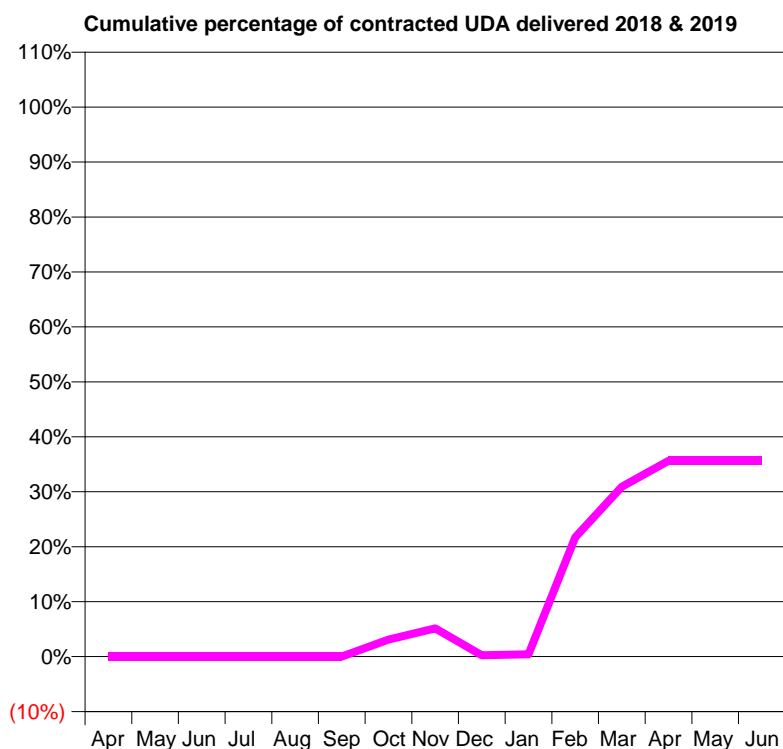
18/19 Contracted general activity (UDA)	3,510
Carry forward general activity (UDA)	0
18/19 Contracted orthodontic activity (UOA)	0
Carry forward orthodontic activity (UOA)	0
Baseline contract value	£186,775.99

ACCESS*

Patients seen in 24 months	Total	Change since previous quarter
Quarter ending March 2018	0	
Quarter ending June 2018	0	
Quarter ending September 2018	1	↑
Quarter ending December 2018	56	↑
Quarter ending March 2019	118	↑
Variance since March 2018	N/A	



ACTIVITY



Month	Adjusted Scheduled Activity (UDA)	
	2018	2019
April	0	0
May	0	0
June	0	0
July	0	0
August	0	0
September	0	0
October	0	109
November	0	181
December	0	9
January	0	15
February	0	762
March	0	1,086
April	0	1,251
May	0	1,251
June	0	1,251

QUALITY

	Quantity	Base Number	Contract	AT	Region	England
% of FP17s for the same patient ID Re-attending within 3 months - Children	0	8	0.0%	10.7%	11.9%	11.8%
% of FP17s for the same patient ID Re-attending within 3 months - Adults	1	354	0.3%	16.1%	16.9%	15.7%
% of FP17s for the same patient ID Re-attending between 3 & 9 months - Children	0	8	0.0%	45.1%	48.9%	58.9%
% of FP17s for the same patient ID Re-attending between 3 & 9 months - Adults	0	354	0.0%	36.9%	38.9%	50.8%
% of FP17s for Band 1 Urgent Courses	0	417	0.0%	10.9%	10.7%	9.1%
% of FP17s Relating to Free Repair or Replacements	0	417	0.0%	0.5%	0.5%	0.8%
% of FP17s Relating to Continuations	0	417	0.0%	0.7%	0.7%	0.9%
% of Patients satisfied with the dentistry they have received	0	0	N/A	89.9%	89.1%	92.5%
% of Patients satisfied with the time they had to wait for an appointment	0	0	N/A	79.6%	83.1%	87.0%

* This is based on patients treated on this contract for their most recent course of treatment. Figures in italics indicate the base number of FP17s or Patient Questionnaire responses are less than 100. N/A is shown where the base number of responses is less than 10 during the period. % is calculated as Quantity/Base number*100

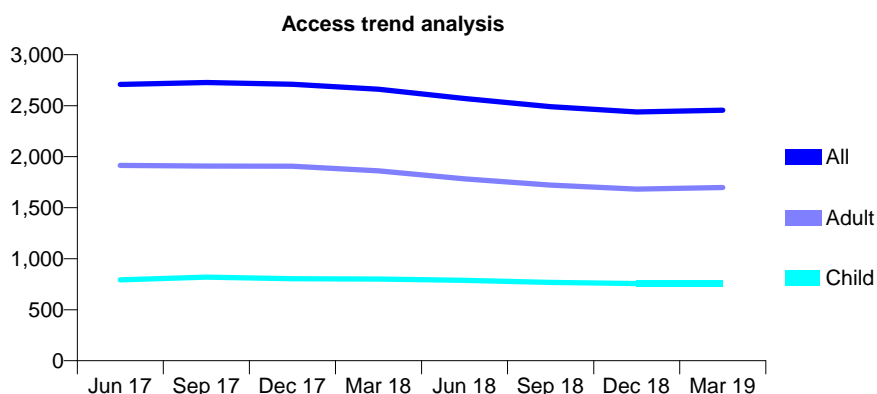
Q61 - Vital Signs At a Glance Contract Report for 101281/0037 - Year end March 2019

Name or company name	OASIS DENTAL CARE LTD
Contract type name	GDS Contract
Purpose of contract	General
Contract start date	01/04/2006
Contract end date	

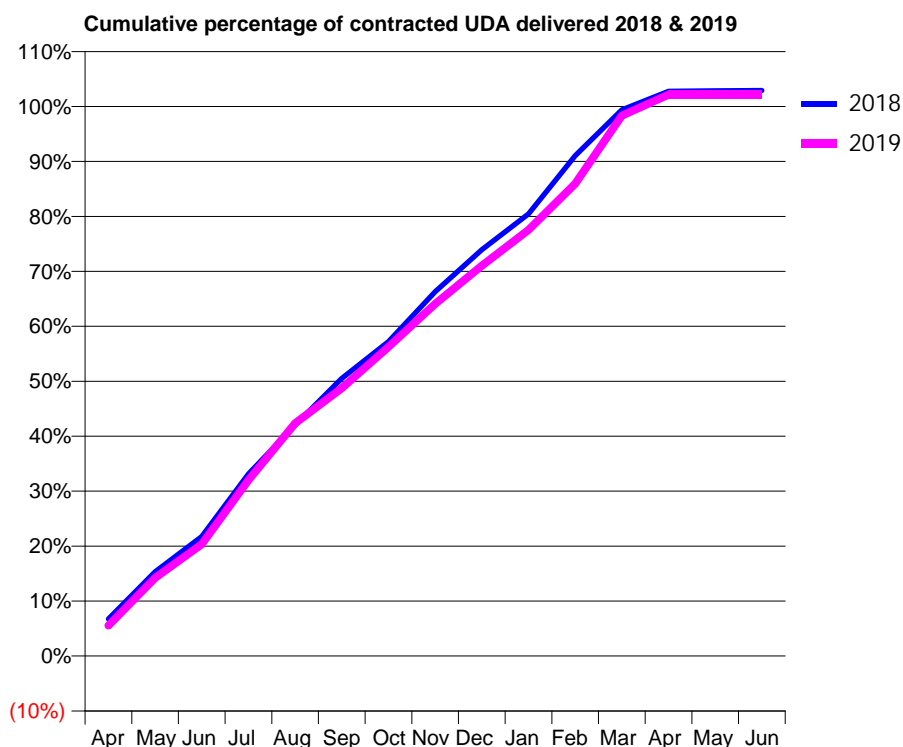
18/19 Contracted general activity (UDA)	5,905
Carry forward general activity (UDA)	-118
18/19 Contracted orthodontic activity (UOA)	0
Carry forward orthodontic activity (UOA)	0
Baseline contract value	£142,306.20

ACCESS*

Patients seen in 24 months	Total	Change since previous quarter
Quarter ending March 2018	2,661	
Quarter ending June 2018	2,570	↓
Quarter ending September 2018	2,490	↓
Quarter ending December 2018	2,438	↓
Quarter ending March 2019	2,455	→
Variance since March 2018	(7.7%)	↓



ACTIVITY



Month	Adjusted Scheduled Activity (UDA)	
	2018	2019
April	398	328
May	907	841
June	1,284	1,202
July	1,957	1,891
August	2,483	2,501
September	2,983	2,879
October	3,378	3,321
November	3,915	3,784
December	4,365	4,193
January	4,751	4,579
February	5,376	5,075
March	5,869	5,805
April	6,068	6,032
May	6,073	6,032
June	6,077	6,032

QUALITY

	Quantity	Base Number	Contract	AT	Region	England
% of FP17s for the same patient ID Re-attending within 3 months - Children	73	1,076	6.8%	10.7%	11.9%	11.8%
% of FP17s for the same patient ID Re-attending within 3 months - Adults	405	2,350	17.2%	16.1%	16.9%	15.7%
% of FP17s for the same patient ID Re-attending between 3 & 9 months - Children	738	1,076	68.6%	45.1%	48.9%	58.9%
% of FP17s for the same patient ID Re-attending between 3 & 9 months - Adults	1,310	2,350	55.7%	36.9%	38.9%	50.8%
% of FP17s for Band 1 Urgent Courses	309	3,410	9.1%	10.9%	10.7%	9.1%
% of FP17s Relating to Free Repair or Replacements	14	3,410	0.4%	0.5%	0.5%	0.8%
% of FP17s Relating to Continuations	89	3,410	2.6%	0.7%	0.7%	0.9%
% of Patients satisfied with the dentistry they have received	0	0	N/A	89.9%	89.1%	92.5%
% of Patients satisfied with the time they had to wait for an appointment	0	0	N/A	79.6%	83.1%	87.0%

* This is based on patients treated on this contract for their most recent course of treatment. Figures in italics indicate the base number of FP17s or Patient Questionnaire responses are less than 100. N/A is shown where the base number of responses is less than 10 during the period. % is calculated as Quantity/Base number*100

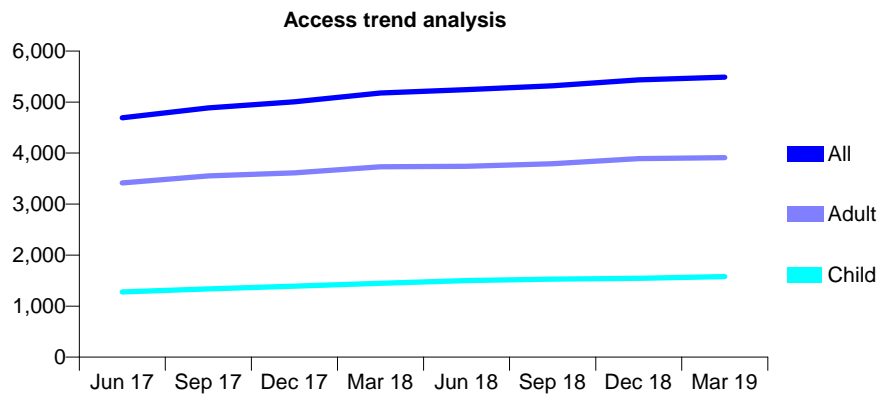
Q61 - Vital Signs At a Glance Contract Report for 101370/0143 - Year end March 2019

Name or company name	Petrie Tucker & Partners Ltd
Contract type name	GDS Contract
Purpose of contract	General and Orthodontic
Contract start date	01/04/2015
Contract end date	

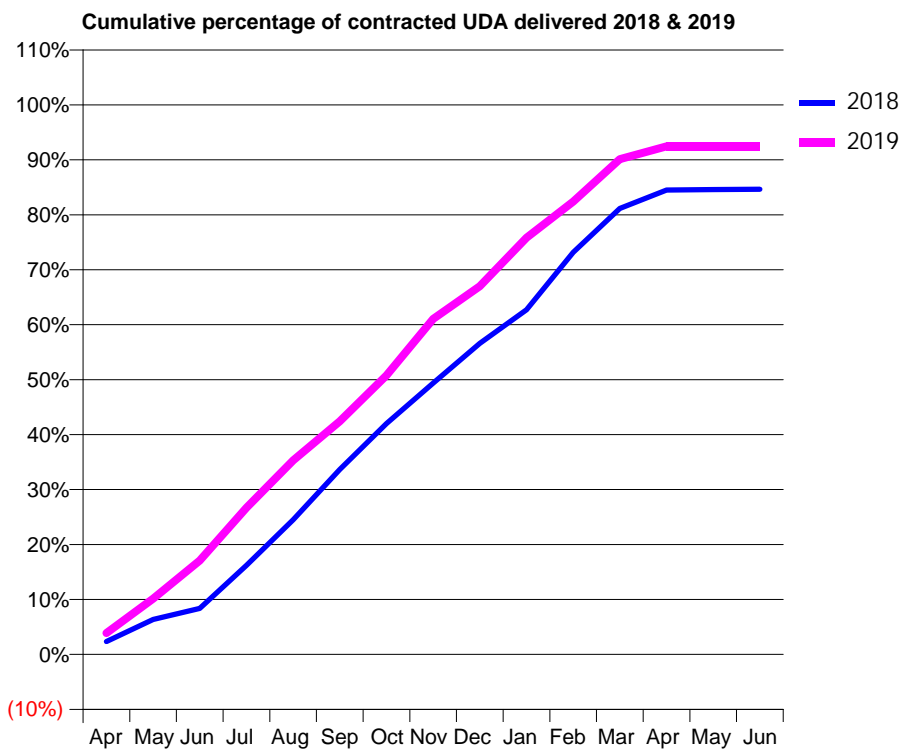
18/19 Contracted general activity (UDA)	18,993
Carry forward general activity (UDA)	0
18/19 Contracted orthodontic activity (UOA)	1,381
Carry forward orthodontic activity (UOA)	0
Baseline contract value	£574,909.17

ACCESS*

Patients seen in 24 months	Total	Change since previous quarter
Quarter ending March 2018	5,179	
Quarter ending June 2018	5,242	→
Quarter ending September 2018	5,319	→
Quarter ending December 2018	5,436	↑
Quarter ending March 2019	5,490	→
Variance since March 2018	6.0%	↑



ACTIVITY



Month	2018	2019
April	446	740
May	1,209	1,930
June	1,591	3,248
July	3,079	5,074
August	4,659	6,708
September	6,391	8,058
October	7,980	9,644
November	9,375	11,594
December	10,751	12,724
January	11,912	14,399
February	13,898	15,649
March	15,414	17,117
April	16,050	17,556
May	16,065	17,556
June	16,072	17,558

QUALITY

	Quantity	Base Number	Contract	AT	Region	England
% of FP17s for the same patient ID Re-attending within 3 months - Children	216	2,418	8.9%	10.7%	11.9%	11.8%
% of FP17s for the same patient ID Re-attending within 3 months - Adults	612	4,492	13.6%	16.1%	16.9%	15.7%
% of FP17s for the same patient ID Re-attending between 3 & 9 months - Children	1,317	2,418	54.5%	45.1%	48.9%	58.9%
% of FP17s for the same patient ID Re-attending between 3 & 9 months - Adults	1,864	4,492	41.5%	36.9%	38.9%	50.8%
% of FP17s for Band 1 Urgent Courses	379	6,750	5.6%	10.9%	10.7%	9.1%
% of FP17s Relating to Free Repair or Replacements	64	6,750	0.9%	0.5%	0.5%	0.8%
% of FP17s Relating to Continuations	159	6,750	2.4%	0.7%	0.7%	0.9%
% of Patients satisfied with the dentistry they have received	0	0	N/A	89.9%	89.1%	92.5%
% of Patients satisfied with the time they had to wait for an appointment	0	0	N/A	79.6%	83.1%	87.0%

* This is based on patients treated on this contract for their most recent course of treatment. Figures in italics indicate the base number of FP17s or Patient Questionnaire responses are less than 100. N/A is shown where the base number of responses is less than 10 during the period. % is calculated as Quantity/Base number*100

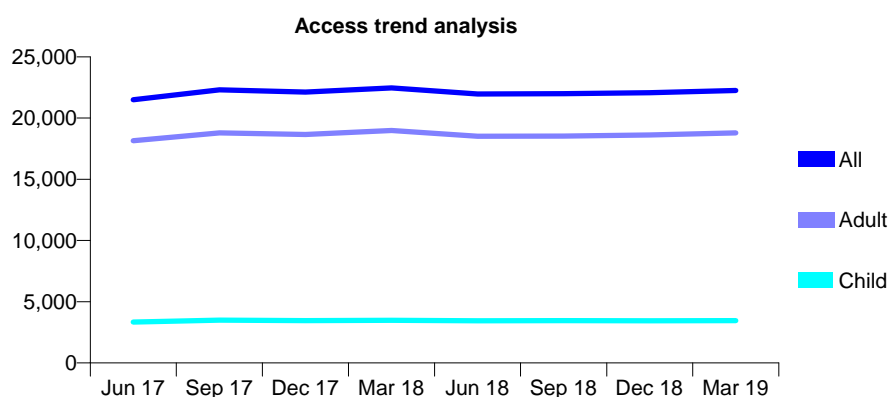
Q61 - Vital Signs At a Glance Contract Report for 101877/0001 - Year end March 2019

Name or company name	Pickerings Dental Surgeries Ltd.
Contract type name	GDS Contract
Purpose of contract	General
Contract start date	01/04/2006
Contract end date	

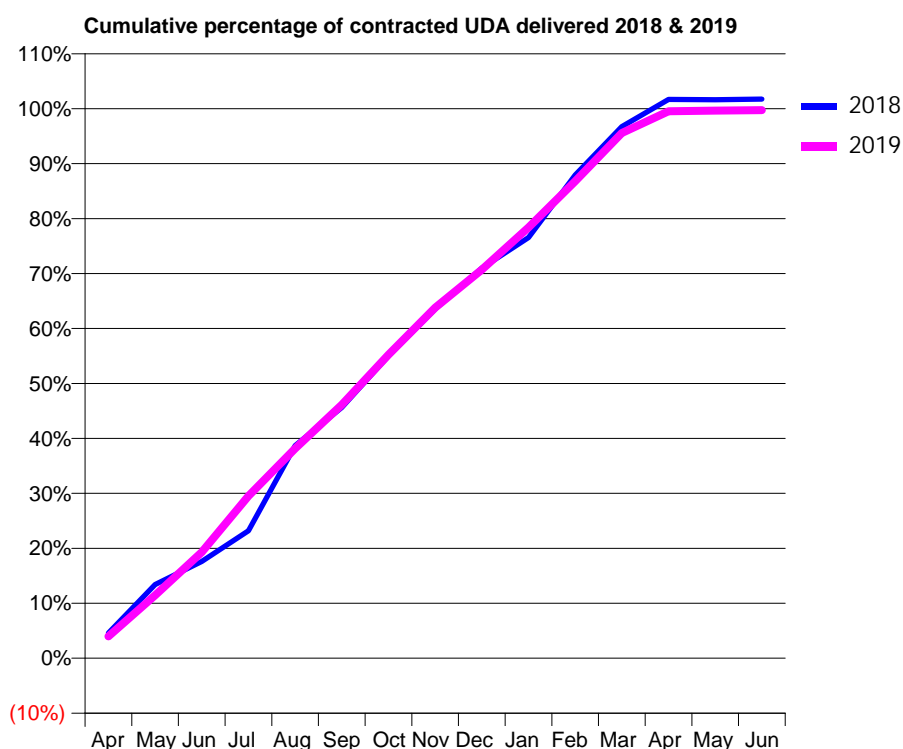
18/19 Contracted general activity (UDA)	54,000
Carry forward general activity (UDA)	-933
18/19 Contracted orthodontic activity (UOA)	0
Carry forward orthodontic activity (UOA)	0
Baseline contract value	£1,797,664.73

ACCESS*

Patients seen in 24 months	Total	Change since previous quarter
Quarter ending March 2018	22,470	
Quarter ending June 2018	21,966	↓
Quarter ending September 2018	21,995	→
Quarter ending December 2018	22,076	→
Quarter ending March 2019	22,254	→
Variance since March 2018	(1.0%)	→



ACTIVITY



Month	Adjusted Scheduled Activity (UDA)	
	2018	2019
April	2,481	2,152
May	7,244	6,193
June	9,504	10,420
July	12,522	15,940
August	20,894	20,604
September	24,645	24,899
October	29,713	29,836
November	34,329	34,449
December	38,339	38,174
January	41,333	42,314
February	47,483	46,871
March	52,238	51,599
April	54,909	53,742
May	54,877	53,802
June	54,933	53,851

QUALITY

	Quantity	Base Number	Contract	AT	Region	England
% of FP17s for the same patient ID Re-attending within 3 months - Children	179	3,660	4.9%	10.7%	11.9%	11.8%
% of FP17s for the same patient ID Re-attending within 3 months - Adults	1,455	16,964	8.6%	16.1%	16.9%	15.7%
% of FP17s for the same patient ID Re-attending between 3 & 9 months - Children	1,420	3,660	38.8%	45.1%	48.9%	58.9%
% of FP17s for the same patient ID Re-attending between 3 & 9 months - Adults	4,862	16,964	28.7%	36.9%	38.9%	50.8%
% of FP17s for Band 1 Urgent Courses	1,740	20,422	8.5%	10.9%	10.7%	9.1%
% of FP17s Relating to Free Repair or Replacements	69	20,422	0.3%	0.5%	0.5%	0.8%
% of FP17s Relating to Continuations	78	20,422	0.4%	0.7%	0.7%	0.9%
% of Patients satisfied with the dentistry they have received	2	3	N/A	89.9%	89.1%	92.5%
% of Patients satisfied with the time they had to wait for an appointment	2	3	N/A	79.6%	83.1%	87.0%

* This is based on patients treated on this contract for their most recent course of treatment.

Figures in italics indicate the base number of FP17s or Patient Questionnaire responses are less than 100. N/A is shown where the base number of responses is less than 10 during the period. % is calculated as Quantity/Base number*100

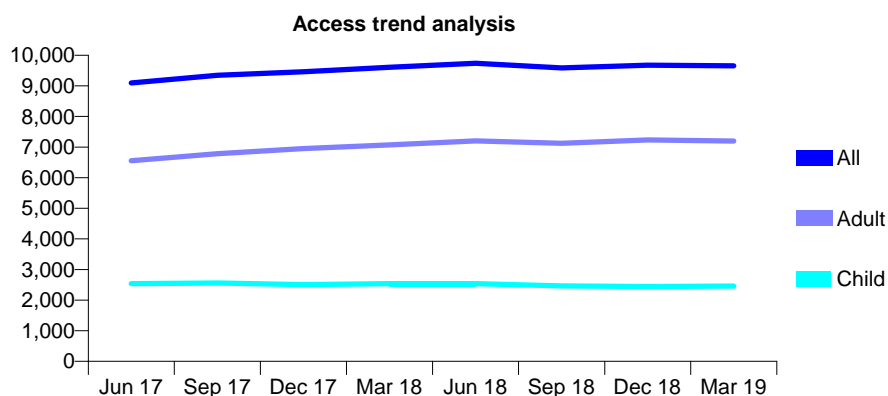
Q61 - Vital Signs At a Glance Contract Report for 102520/0001 - Year end March 2019

Name or company name	Clements Road Dental
Contract type name	GDS Contract
Purpose of contract	General
Contract start date	07/07/2008
Contract end date	

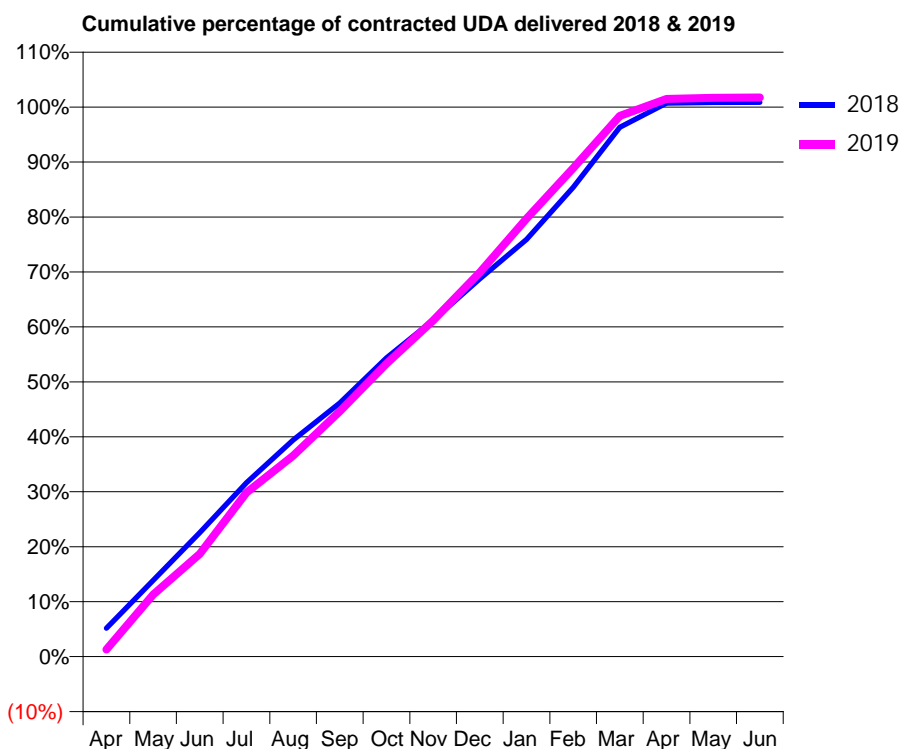
18/19 Contracted general activity (UDA)	25,935
Carry forward general activity (UDA)	-223
18/19 Contracted orthodontic activity (UOA)	0
Carry forward orthodontic activity (UOA)	0
Baseline contract value	£942,501.70

ACCESS*

Patients seen in 24 months	Total	Change since previous quarter
Quarter ending March 2018	9,611	
Quarter ending June 2018	9,739	→
Quarter ending September 2018	9,589	↓
Quarter ending December 2018	9,676	→
Quarter ending March 2019	9,655	→
Variance since March 2018	0.5%	→



ACTIVITY



Month	Adjusted Scheduled Activity (UDA)	
	2018	2019
April	1,341	338
May	3,594	2,932
June	5,848	4,845
July	8,209	7,737
August	10,225	9,481
September	11,965	11,577
October	14,092	13,826
November	15,880	15,865
December	17,825	18,128
January	19,684	20,669
February	22,150	23,056
March	24,982	25,515
April	26,123	26,319
May	26,156	26,370
June	26,158	26,387

QUALITY

	Quantity	Base Number	Contract	AT	Region	England
% of FP17s for the same patient ID Re-attending within 3 months - Children	254	3,024	8.4%	10.7%	11.9%	11.8%
% of FP17s for the same patient ID Re-attending within 3 months - Adults	1,411	8,161	17.3%	16.1%	16.9%	15.7%
% of FP17s for the same patient ID Re-attending between 3 & 9 months - Children	1,402	3,024	46.4%	45.1%	48.9%	58.9%
% of FP17s for the same patient ID Re-attending between 3 & 9 months - Adults	3,016	8,161	37.0%	36.9%	38.9%	50.8%
% of FP17s for Band 1 Urgent Courses	1,901	11,103	17.1%	10.9%	10.7%	9.1%
% of FP17s Relating to Free Repair or Replacements	92	11,103	0.8%	0.5%	0.5%	0.8%
% of FP17s Relating to Continuations	37	11,103	0.3%	0.7%	0.7%	0.9%
% of Patients satisfied with the dentistry they have received	6	7	N/A	89.9%	89.1%	92.5%
% of Patients satisfied with the time they had to wait for an appointment	4	7	N/A	79.6%	83.1%	87.0%

* This is based on patients treated on this contract for their most recent course of treatment. Figures in italics indicate the base number of FP17s or Patient Questionnaire responses are less than 100. N/A is shown where the base number of responses is less than 10 during the period. % is calculated as Quantity/Base number*100

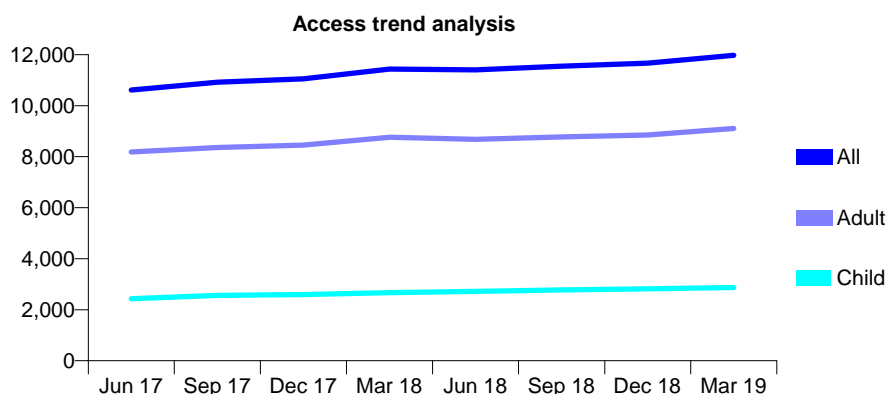
Q61 - Vital Signs At a Glance Contract Report for 102911/0001 - Year end March 2019

Name or company name	Mawney (DS) Limited
Contract type name	GDS Contract
Purpose of contract	General
Contract start date	01/04/2011
Contract end date	

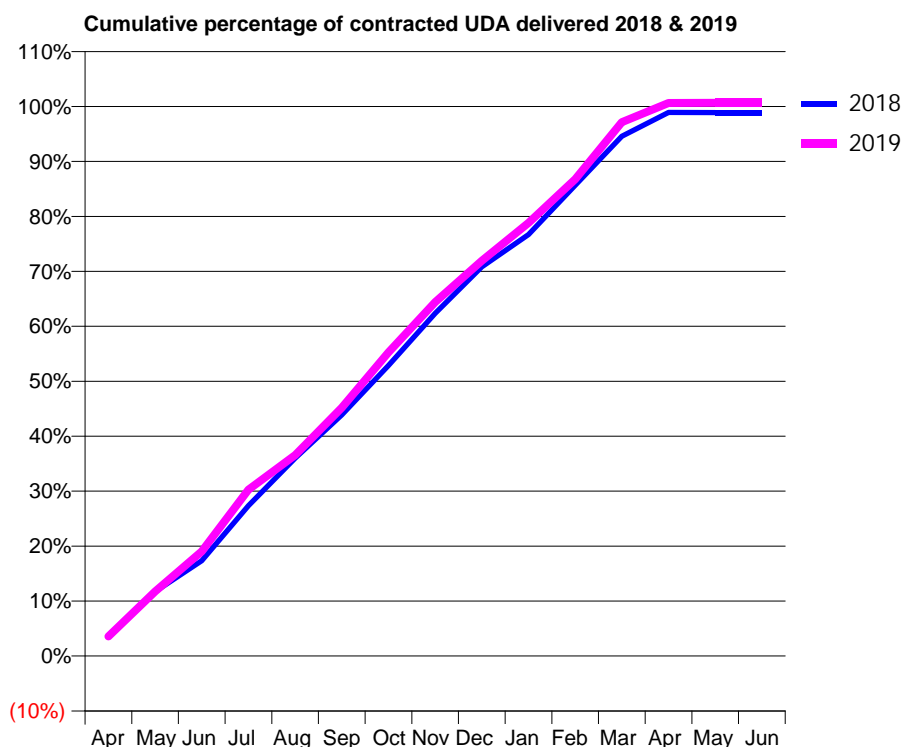
18/19 Contracted general activity (UDA)	33,191
Carry forward general activity (UDA)	369
18/19 Contracted orthodontic activity (UOA)	0
Carry forward orthodontic activity (UOA)	0
Baseline contract value	£1,021,948.56

ACCESS*

Patients seen in 24 months	Total	Change since previous quarter
Quarter ending March 2018	11,432	
Quarter ending June 2018	11,402	→
Quarter ending September 2018	11,550	→
Quarter ending December 2018	11,667	→
Quarter ending March 2019	11,976	↑
Variance since March 2018	4.8%	↑



ACTIVITY



Month	Adjusted Scheduled Activity (UDA)	
	2018	2019
April	1,181	1,188
May	3,895	3,902
June	5,753	6,320
July	9,080	10,049
August	11,952	12,134
September	14,559	15,005
October	17,544	18,347
November	20,699	21,374
December	23,506	23,870
January	25,453	26,168
February	28,435	28,802
March	31,396	32,235
April	32,823	33,401
May	32,822	33,404
June	32,822	33,404

QUALITY

	Quantity	Base Number	Contract	AT	Region	England
% of FP17s for the same patient ID Re-attending within 3 months - Children	255	3,341	7.6%	10.7%	11.9%	11.8%
% of FP17s for the same patient ID Re-attending within 3 months - Adults	1,706	10,344	16.5%	16.1%	16.9%	15.7%
% of FP17s for the same patient ID Re-attending between 3 & 9 months - Children	1,359	3,341	40.7%	45.1%	48.9%	58.9%
% of FP17s for the same patient ID Re-attending between 3 & 9 months - Adults	3,865	10,344	37.4%	36.9%	38.9%	50.8%
% of FP17s for Band 1 Urgent Courses	1,764	13,528	13.0%	10.9%	10.7%	9.1%
% of FP17s Relating to Free Repair or Replacements	195	13,528	1.4%	0.5%	0.5%	0.8%
% of FP17s Relating to Continuations	216	13,528	1.6%	0.7%	0.7%	0.9%
% of Patients satisfied with the dentistry they have received	3	3	N/A	89.9%	89.1%	92.5%
% of Patients satisfied with the time they had to wait for an appointment	3	3	N/A	79.6%	83.1%	87.0%

* This is based on patients treated on this contract for their most recent course of treatment. Figures in italics indicate the base number of FP17s or Patient Questionnaire responses are less than 100. N/A is shown where the base number of responses is less than 10 during the period. % is calculated as Quantity/Base number*100

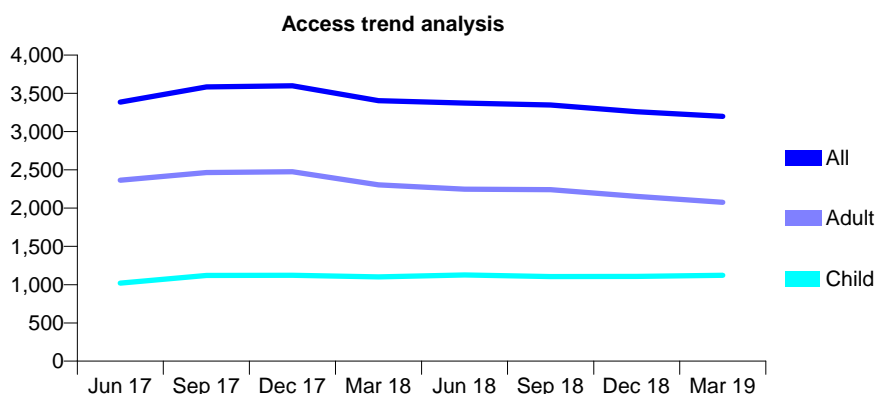
Q61 - Vital Signs At a Glance Contract Report for 103551/0002 - Year end March 2019

Name or company name	Excel Dental Care
Contract type name	GDS Contract
Purpose of contract	General
Contract start date	01/10/2007
Contract end date	

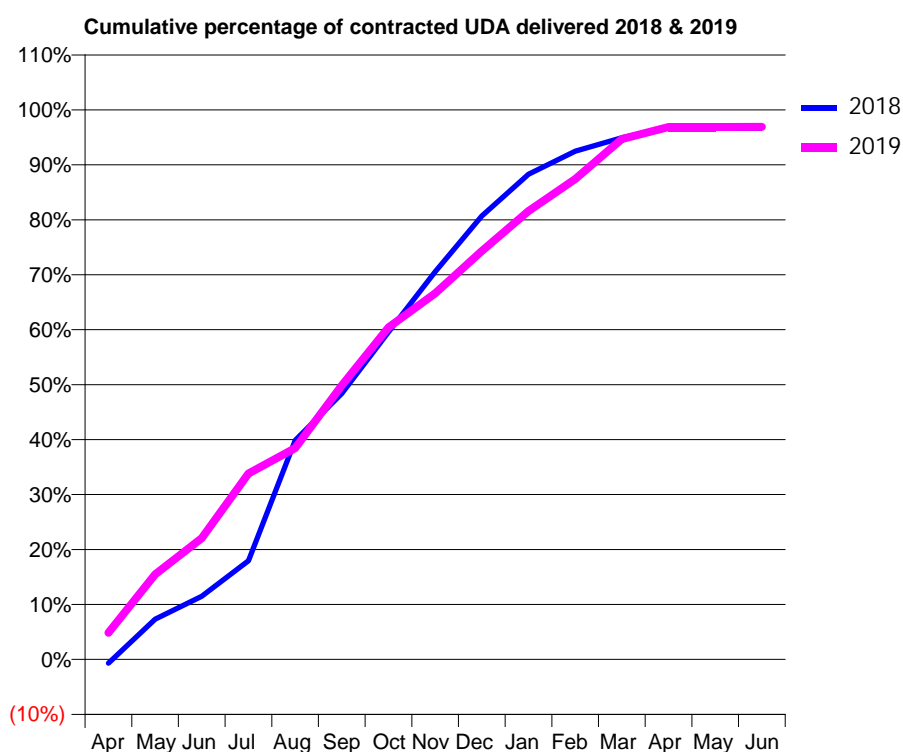
18/19 Contracted general activity (UDA)	8,000
Carry forward general activity (UDA)	260
18/19 Contracted orthodontic activity (UOA)	0
Carry forward orthodontic activity (UOA)	0
Baseline contract value	£206,115.31

ACCESS*

Patients seen in 24 months	Total	Change since previous quarter
Quarter ending March 2018	3,404	
Quarter ending June 2018	3,373	→
Quarter ending September 2018	3,347	→
Quarter ending December 2018	3,260	↓
Quarter ending March 2019	3,199	↓
Variance since March 2018	(6.0%)	↓



ACTIVITY



Month	Adjusted Scheduled Activity (UDA)	
	2018	2019
April	-54	388
May	588	1,239
June	920	1,766
July	1,437	2,705
August	3,190	3,076
September	3,870	3,986
October	4,764	4,833
November	5,644	5,330
December	6,454	5,944
January	7,062	6,527
February	7,398	6,992
March	7,593	7,574
April	7,741	7,748
May	7,740	7,752
June	7,740	7,754

QUALITY

	Quantity	Base Number	Contract	AT	Region	England
% of FP17s for the same patient ID Re-attending within 3 months - Children	180	1,685	10.7%	10.7%	11.9%	11.8%
% of FP17s for the same patient ID Re-attending within 3 months - Adults	287	1,832	15.7%	16.1%	16.9%	15.7%
% of FP17s for the same patient ID Re-attending between 3 & 9 months - Children	944	1,685	56.0%	45.1%	48.9%	58.9%
% of FP17s for the same patient ID Re-attending between 3 & 9 months - Adults	628	1,832	34.3%	36.9%	38.9%	50.8%
% of FP17s for Band 1 Urgent Courses	103	3,110	3.3%	10.9%	10.7%	9.1%
% of FP17s Relating to Free Repair or Replacements	18	3,110	0.6%	0.5%	0.5%	0.8%
% of FP17s Relating to Continuations	6	3,110	0.2%	0.7%	0.7%	0.9%
% of Patients satisfied with the dentistry they have received	0	0	N/A	89.9%	89.1%	92.5%
% of Patients satisfied with the time they had to wait for an appointment	0	0	N/A	79.6%	83.1%	87.0%

* This is based on patients treated on this contract for their most recent course of treatment. Figures in italics indicate the base number of FP17s or Patient Questionnaire responses are less than 100. N/A is shown where the base number of responses is less than 10 during the period. % is calculated as Quantity/Base number*100

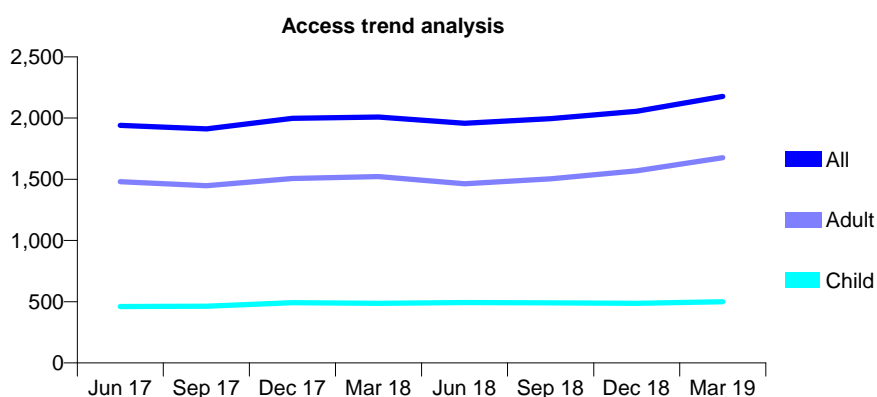
Q61 - Vital Signs At a Glance Contract Report for 104396/0001 - Year end March 2019

Name or company name	S Cowley, R Ingham and J Angelo
Contract type name	GDS Contract
Purpose of contract	General
Contract start date	01/08/2014
Contract end date	

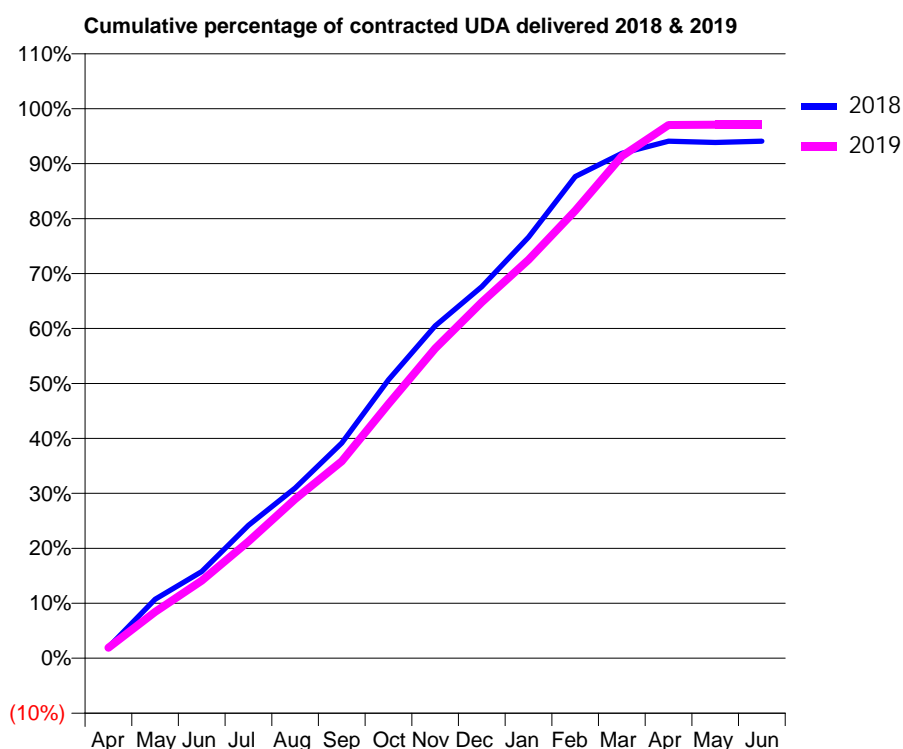
18/19 Contracted general activity (UDA)	7,568
Carry forward general activity (UDA)	0
18/19 Contracted orthodontic activity (UOA)	0
Carry forward orthodontic activity (UOA)	0
Baseline contract value	£301,597.47

ACCESS*

Patients seen in 24 months	Total	Change since previous quarter
Quarter ending March 2018	2,008	
Quarter ending June 2018	1,958	↓
Quarter ending September 2018	1,995	→
Quarter ending December 2018	2,055	↑
Quarter ending March 2019	2,177	↑
Variance since March 2018	8.4%	↑



ACTIVITY



Month	Adjusted Scheduled Activity (UDA)	
	2018	2019
April	151	144
May	813	638
June	1,194	1,068
July	1,830	1,608
August	2,345	2,192
September	2,963	2,712
October	3,834	3,501
November	4,578	4,265
December	5,118	4,902
January	5,797	5,487
February	6,633	6,163
March	6,953	6,911
April	7,118	7,344
May	7,103	7,347
June	7,119	7,346

QUALITY

	Quantity	Base Number	Contract	AT	Region	England
% of FP17s for the same patient ID Re-attending within 3 months - Children	52	568	9.2%	10.7%	11.9%	11.8%
% of FP17s for the same patient ID Re-attending within 3 months - Adults	245	1,655	14.8%	16.1%	16.9%	15.7%
% of FP17s for the same patient ID Re-attending between 3 & 9 months - Children	145	568	25.5%	45.1%	48.9%	58.9%
% of FP17s for the same patient ID Re-attending between 3 & 9 months - Adults	358	1,655	21.6%	36.9%	38.9%	50.8%
% of FP17s for Band 1 Urgent Courses	291	2,262	12.9%	10.9%	10.7%	9.1%
% of FP17s Relating to Free Repair or Replacements	1	2,262	0.0%	0.5%	0.5%	0.8%
% of FP17s Relating to Continuations	28	2,262	1.2%	0.7%	0.7%	0.9%
% of Patients satisfied with the dentistry they have received	2	2	N/A	89.9%	89.1%	92.5%
% of Patients satisfied with the time they had to wait for an appointment	1	2	N/A	79.6%	83.1%	87.0%

* This is based on patients treated on this contract for their most recent course of treatment. Figures in italics indicate the base number of FP17s or Patient Questionnaire responses are less than 100. N/A is shown where the base number of responses is less than 10 during the period. % is calculated as Quantity/Base number*100

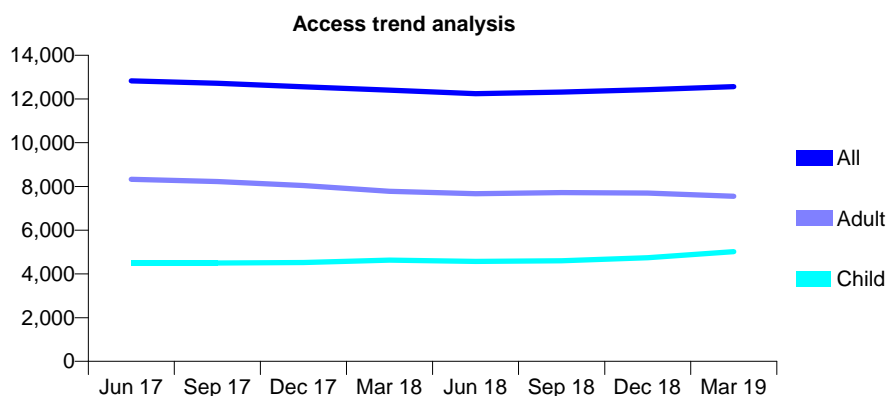
Q61 - Vital Signs At a Glance Contract Report for 104817/0001 - Year end March 2019

Name or company name	Ms G Staneviciene and Mr J Schonberg
Contract type name	GDS Contract
Purpose of contract	General
Contract start date	01/09/2012
Contract end date	

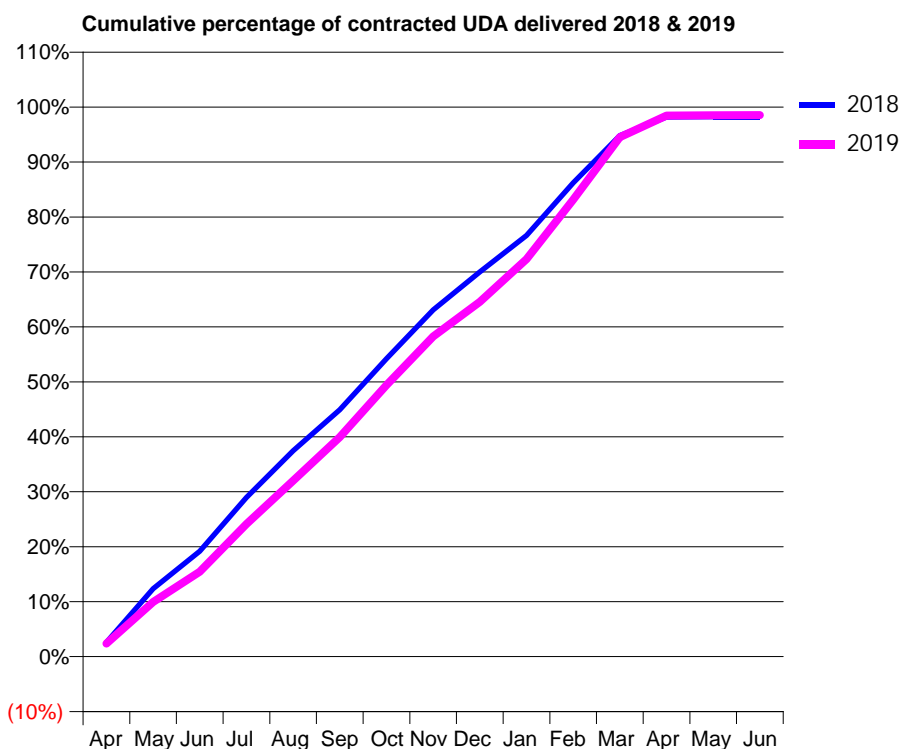
18/19 Contracted general activity (UDA)	34,092
Carry forward general activity (UDA)	597
18/19 Contracted orthodontic activity (UOA)	0
Carry forward orthodontic activity (UOA)	0
Baseline contract value	£1,334,304.85

ACCESS*

Patients seen in 24 months	Total	Change since previous quarter
Quarter ending March 2018	12,403	
Quarter ending June 2018	12,244	↓
Quarter ending September 2018	12,321	→
Quarter ending December 2018	12,432	→
Quarter ending March 2019	12,566	→
Variance since March 2018	1.3%	→



ACTIVITY



Month	Adjusted Scheduled Activity (UDA)	
	2018	2019
April	893	804
May	4,214	3,393
June	6,541	5,262
July	9,872	8,228
August	12,768	10,920
September	15,320	13,612
October	18,489	16,847
November	21,507	19,858
December	23,864	22,011
January	26,125	24,662
February	29,390	28,344
March	32,320	32,218
April	33,480	33,557
May	33,492	33,583
June	33,495	33,590

QUALITY

	Quantity	Base Number	Contract	AT	Region	England
% of FP17s for the same patient ID Re-attending within 3 months - Children	468	6,086	7.7%	10.7%	11.9%	11.8%
% of FP17s for the same patient ID Re-attending within 3 months - Adults	1,495	9,083	16.5%	16.1%	16.9%	15.7%
% of FP17s for the same patient ID Re-attending between 3 & 9 months - Children	1,880	6,086	30.9%	45.1%	48.9%	58.9%
% of FP17s for the same patient ID Re-attending between 3 & 9 months - Adults	3,330	9,083	36.7%	36.9%	38.9%	50.8%
% of FP17s for Band 1 Urgent Courses	1,257	15,201	8.3%	10.9%	10.7%	9.1%
% of FP17s Relating to Free Repair or Replacements	77	15,201	0.5%	0.5%	0.5%	0.8%
% of FP17s Relating to Continuations	15	15,201	0.1%	0.7%	0.7%	0.9%
% of Patients satisfied with the dentistry they have received	0	0	N/A	89.9%	89.1%	92.5%
% of Patients satisfied with the time they had to wait for an appointment	0	0	N/A	79.6%	83.1%	87.0%

* This is based on patients treated on this contract for their most recent course of treatment. Figures in italics indicate the base number of FP17s or Patient Questionnaire responses are less than 100. N/A is shown where the base number of responses is less than 10 during the period. % is calculated as Quantity/Base number*100

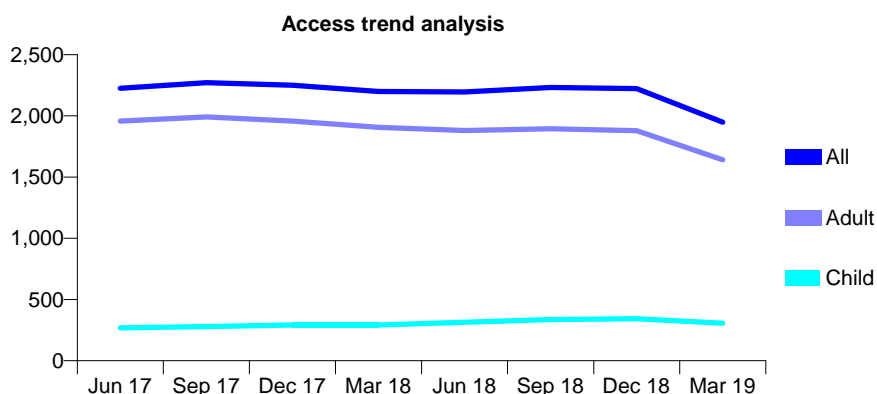
Q61 - Vital Signs At a Glance Contract Report for 105104/0001 - Year end March 2019

Name or company name	Grays Inn Dental Surgery
Contract type name	GDS Contract
Purpose of contract	General
Contract start date	01/04/2011
Contract end date	

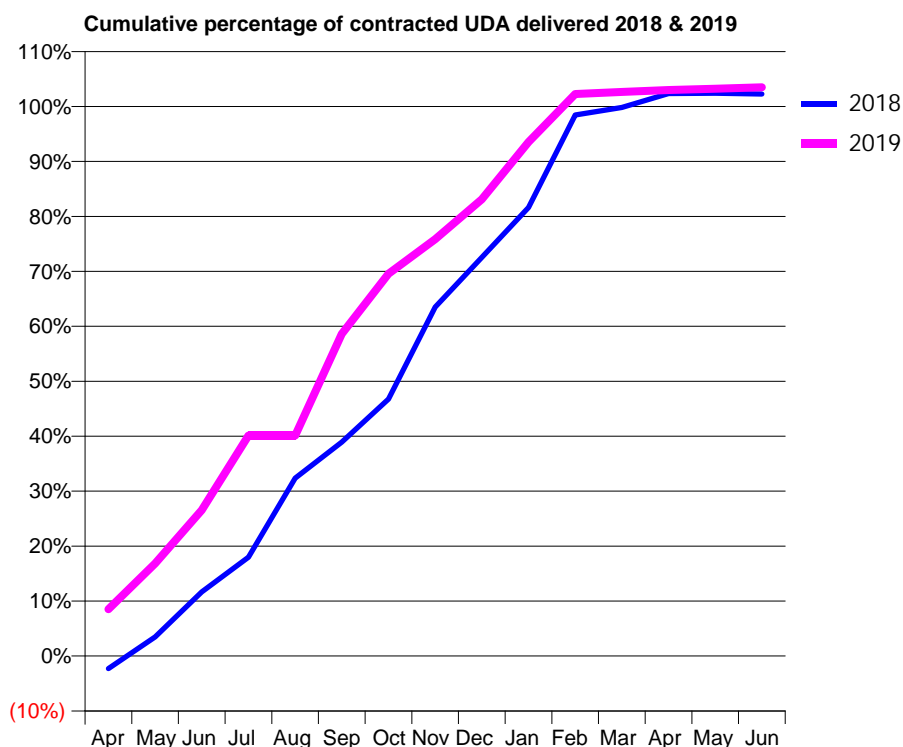
18/19 Contracted general activity (UDA)	6,178
Carry forward general activity (UDA)	-124
18/19 Contracted orthodontic activity (UOA)	0
Carry forward orthodontic activity (UOA)	0
Baseline contract value	£188,413.38

ACCESS*

Patients seen in 24 months	Total	Change since previous quarter
Quarter ending March 2018	2,199	
Quarter ending June 2018	2,195	→
Quarter ending September 2018	2,232	→
Quarter ending December 2018	2,223	→
Quarter ending March 2019	1,948	↓
Variance since March 2018	(11.4%)	↓



ACTIVITY



Month	Adjusted Scheduled Activity (UDA)	
	2018	2019
April	-142	528
May	215	1,041
June	720	1,640
July	1,111	2,479
August	2,001	2,479
September	2,404	3,621
October	2,888	4,297
November	3,922	4,686
December	4,480	5,134
January	5,042	5,778
February	6,081	6,318
March	6,167	6,341
April	6,323	6,361
May	6,327	6,377
June	6,319	6,393

QUALITY

	Quantity	Base Number	Contract	AT	Region	England
% of FP17s for the same patient ID Re-attending within 3 months - Children	73	393	18.6%	10.7%	11.9%	11.8%
% of FP17s for the same patient ID Re-attending within 3 months - Adults	301	1,687	17.8%	16.1%	16.9%	15.7%
% of FP17s for the same patient ID Re-attending between 3 & 9 months - Children	135	393	34.4%	45.1%	48.9%	58.9%
% of FP17s for the same patient ID Re-attending between 3 & 9 months - Adults	485	1,687	28.7%	36.9%	38.9%	50.8%
% of FP17s for Band 1 Urgent Courses	297	2,038	14.6%	10.9%	10.7%	9.1%
% of FP17s Relating to Free Repair or Replacements	3	2,038	0.1%	0.5%	0.5%	0.8%
% of FP17s Relating to Continuations	7	2,038	0.3%	0.7%	0.7%	0.9%
% of Patients satisfied with the dentistry they have received	0	0	N/A	89.9%	89.1%	92.5%
% of Patients satisfied with the time they had to wait for an appointment	0	0	N/A	79.6%	83.1%	87.0%

* This is based on patients treated on this contract for their most recent course of treatment. Figures in italics indicate the base number of FP17s or Patient Questionnaire responses are less than 100. N/A is shown where the base number of responses is less than 10 during the period. % is calculated as Quantity/Base number*100

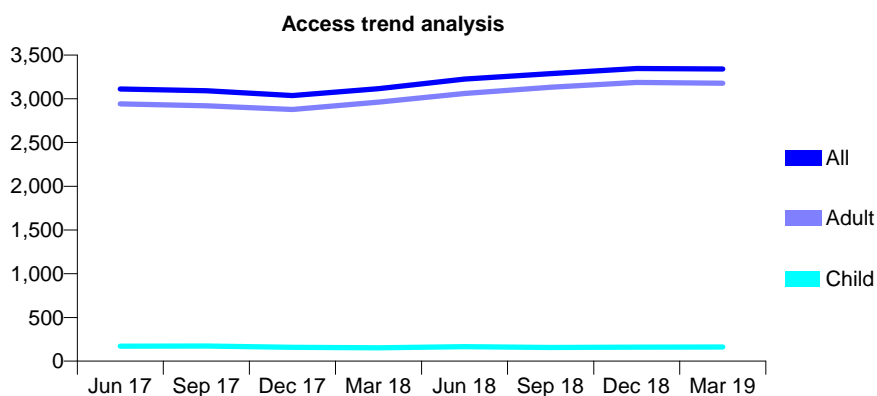
Q61 - Vital Signs At a Glance Contract Report for 105244/0001 - Year end March 2019

Name or company name	Mr H Al-Hariri & Mrs N Al-Hariri
Contract type name	GDS Contract
Purpose of contract	General
Contract start date	01/04/2015
Contract end date	

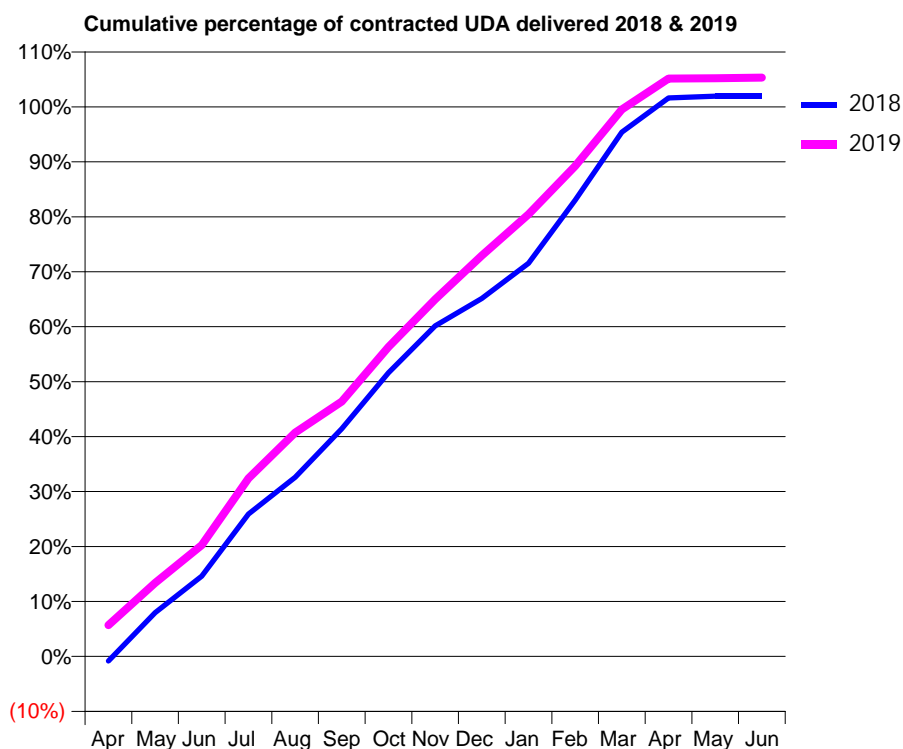
18/19 Contracted general activity (UDA)	7,000
Carry forward general activity (UDA)	-136
18/19 Contracted orthodontic activity (UOA)	0
Carry forward orthodontic activity (UOA)	0
Baseline contract value	£235,557.86

ACCESS*

Patients seen in 24 months	Total	Change since previous quarter
Quarter ending March 2018	3,116	
Quarter ending June 2018	3,226	↑
Quarter ending September 2018	3,287	→
Quarter ending December 2018	3,346	→
Quarter ending March 2019	3,340	→
Variance since March 2018	7.2%	↑



ACTIVITY



Month	Adjusted Scheduled Activity (UDA)	
	2018	2019
April	-59	399
May	557	937
June	1,024	1,417
July	1,813	2,269
August	2,282	2,851
September	2,900	3,247
October	3,615	3,941
November	4,210	4,548
December	4,560	5,105
January	5,009	5,631
February	5,812	6,247
March	6,677	6,966
April	7,113	7,360
May	7,136	7,365
June	7,136	7,372

QUALITY

	Quantity	Base Number	Contract	AT	Region	England
% of FP17s for the same patient ID Re-attending within 3 months - Children	4	183	2.2%	10.7%	11.9%	11.8%
% of FP17s for the same patient ID Re-attending within 3 months - Adults	319	2,928	10.9%	16.1%	16.9%	15.7%
% of FP17s for the same patient ID Re-attending between 3 & 9 months - Children	53	183	29.0%	45.1%	48.9%	58.9%
% of FP17s for the same patient ID Re-attending between 3 & 9 months - Adults	570	2,928	19.5%	36.9%	38.9%	50.8%
% of FP17s for Band 1 Urgent Courses	527	3,083	17.1%	10.9%	10.7%	9.1%
% of FP17s Relating to Free Repair or Replacements	29	3,083	0.9%	0.5%	0.5%	0.8%
% of FP17s Relating to Continuations	10	3,083	0.3%	0.7%	0.7%	0.9%
% of Patients satisfied with the dentistry they have received	0	0	N/A	89.9%	89.1%	92.5%
% of Patients satisfied with the time they had to wait for an appointment	0	0	N/A	79.6%	83.1%	87.0%

* This is based on patients treated on this contract for their most recent course of treatment. Figures in italics indicate the base number of FP17s or Patient Questionnaire responses are less than 100. N/A is shown where the base number of responses is less than 10 during the period. % is calculated as Quantity/Base number*100

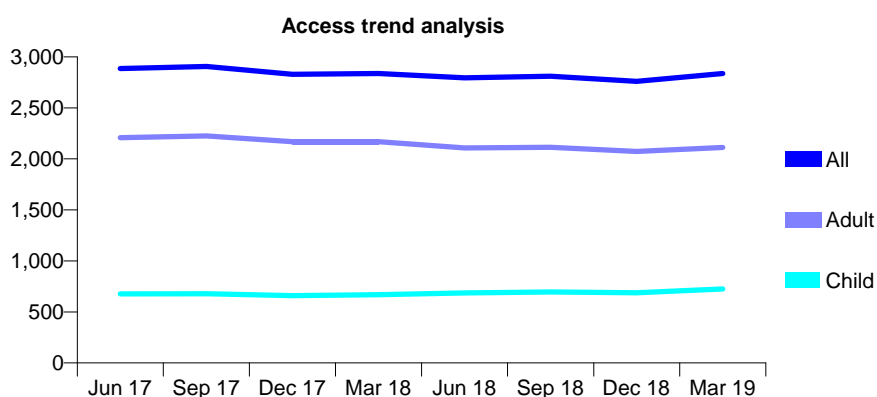
Q61 - Vital Signs At a Glance Contract Report for 105511/0001 - Year end March 2019

Name or company name	Mr CE Ojji & Mr PE Aimiuwu
Contract type name	GDS Contract
Purpose of contract	General
Contract start date	01/04/2010
Contract end date	

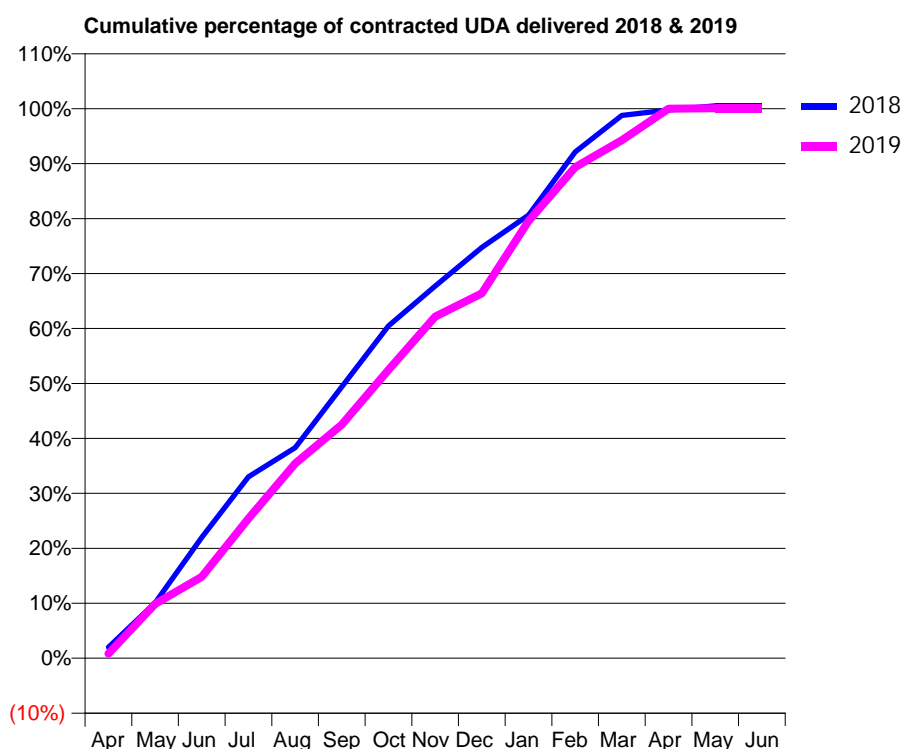
18/19 Contracted general activity (UDA)	8,941
Carry forward general activity (UDA)	-46
18/19 Contracted orthodontic activity (UOA)	0
Carry forward orthodontic activity (UOA)	0
Baseline contract value	£302,867.23

ACCESS*

Patients seen in 24 months	Total	Change since previous quarter
Quarter ending March 2018	2,837	
Quarter ending June 2018	2,794	↓
Quarter ending September 2018	2,810	→
Quarter ending December 2018	2,760	↓
Quarter ending March 2019	2,837	↑
Variance since March 2018	0.0%	→



ACTIVITY



Month	2018	2019
April	179	75
May	901	884
June	1,964	1,326
July	2,952	2,272
August	3,425	3,168
September	4,415	3,801
October	5,406	4,693
November	6,055	5,557
December	6,683	5,936
January	7,209	7,114
February	8,236	7,990
March	8,832	8,425
April	8,919	8,941
May	8,986	8,946
June	8,987	8,946

QUALITY

	Quantity	Base Number	Contract	AT	Region	England
% of FP17s for the same patient ID Re-attending within 3 months - Children	56	779	7.2%	10.7%	11.9%	11.8%
% of FP17s for the same patient ID Re-attending within 3 months - Adults	286	2,053	13.9%	16.1%	16.9%	15.7%
% of FP17s for the same patient ID Re-attending between 3 & 9 months - Children	263	779	33.8%	45.1%	48.9%	58.9%
% of FP17s for the same patient ID Re-attending between 3 & 9 months - Adults	610	2,053	29.7%	36.9%	38.9%	50.8%
% of FP17s for Band 1 Urgent Courses	295	2,954	10.0%	10.9%	10.7%	9.1%
% of FP17s Relating to Free Repair or Replacements	28	2,954	0.9%	0.5%	0.5%	0.8%
% of FP17s Relating to Continuations	64	2,954	2.2%	0.7%	0.7%	0.9%
% of Patients satisfied with the dentistry they have received	0	0	N/A	89.9%	89.1%	92.5%
% of Patients satisfied with the time they had to wait for an appointment	0	0	N/A	79.6%	83.1%	87.0%

* This is based on patients treated on this contract for their most recent course of treatment. Figures in italics indicate the base number of FP17s or Patient Questionnaire responses are less than 100. N/A is shown where the base number of responses is less than 10 during the period. % is calculated as Quantity/Base number*100

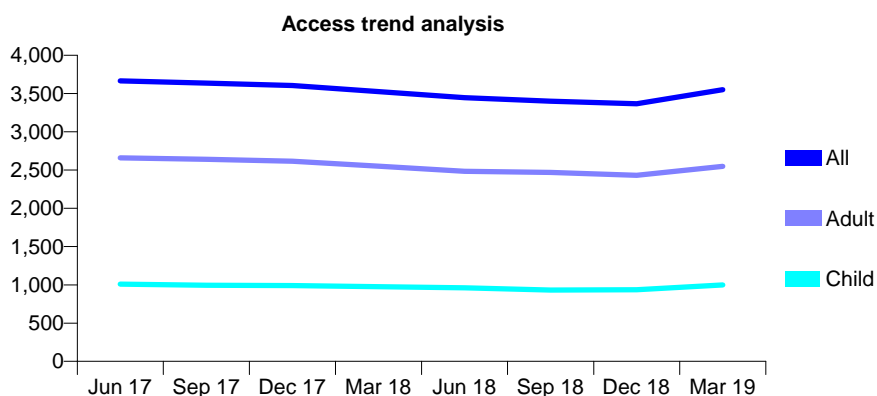
Q61 - Vital Signs At a Glance Contract Report for 105562/0001 - Year end March 2019

Name or company name	Southend Road Dental Surgery Limited
Contract type name	GDS Contract
Purpose of contract	General
Contract start date	01/04/2008
Contract end date	

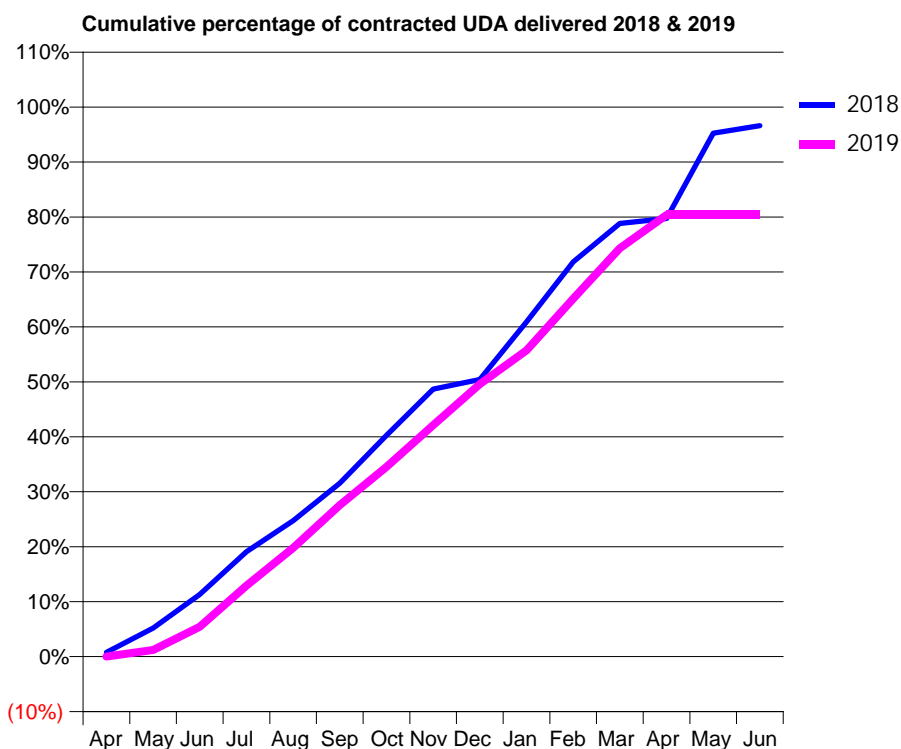
18/19 Contracted general activity (UDA)	13,304
Carry forward general activity (UDA)	0
18/19 Contracted orthodontic activity (UOA)	0
Carry forward orthodontic activity (UOA)	0
Baseline contract value	£414,838.15

ACCESS*

Patients seen in 24 months	Total	Change since previous quarter
Quarter ending March 2018	3,525	
Quarter ending June 2018	3,445	↓
Quarter ending September 2018	3,400	↓
Quarter ending December 2018	3,366	↓
Quarter ending March 2019	3,549	↑
Variance since March 2018	0.7%	→



ACTIVITY



Month	Adjusted Scheduled Activity (UDA)	
	2018	2019
April	103	0
May	691	164
June	1,506	724
July	2,538	1,718
August	3,290	2,632
September	4,199	3,666
October	5,358	4,591
November	6,479	5,604
December	6,711	6,597
January	8,102	7,413
February	9,554	8,662
March	10,483	9,886
April	10,607	10,690
May	12,672	10,691
June	12,853	10,691

QUALITY

	Quantity	Base Number	Contract	AT	Region	England
% of FP17s for the same patient ID Re-attending within 3 months - Children	76	1,226	6.2%	10.7%	11.9%	11.8%
% of FP17s for the same patient ID Re-attending within 3 months - Adults	380	2,634	14.4%	16.1%	16.9%	15.7%
% of FP17s for the same patient ID Re-attending between 3 & 9 months - Children	458	1,226	37.4%	45.1%	48.9%	58.9%
% of FP17s for the same patient ID Re-attending between 3 & 9 months - Adults	721	2,634	27.4%	36.9%	38.9%	50.8%
% of FP17s for Band 1 Urgent Courses	445	3,427	13.0%	10.9%	10.7%	9.1%
% of FP17s Relating to Free Repair or Replacements	4	3,427	0.1%	0.5%	0.5%	0.8%
% of FP17s Relating to Continuations	12	3,427	0.4%	0.7%	0.7%	0.9%
% of Patients satisfied with the dentistry they have received	0	0	N/A	89.9%	89.1%	92.5%
% of Patients satisfied with the time they had to wait for an appointment	0	0	N/A	79.6%	83.1%	87.0%

* This is based on patients treated on this contract for their most recent course of treatment. Figures in italics indicate the base number of FP17s or Patient Questionnaire responses are less than 100. N/A is shown where the base number of responses is less than 10 during the period. % is calculated as Quantity/Base number*100

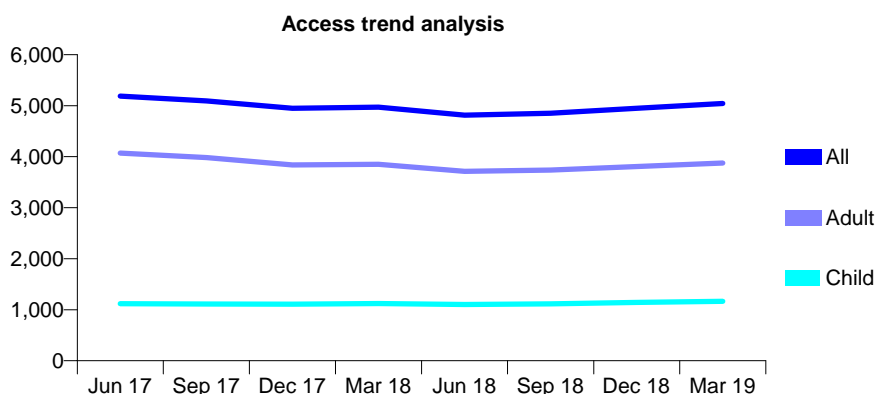
Q61 - Vital Signs At a Glance Contract Report for 105643/0001 - Year end March 2019

Name or company name	Roy, Patel, Alloub
Contract type name	GDS Contract
Purpose of contract	General
Contract start date	01/08/2012
Contract end date	

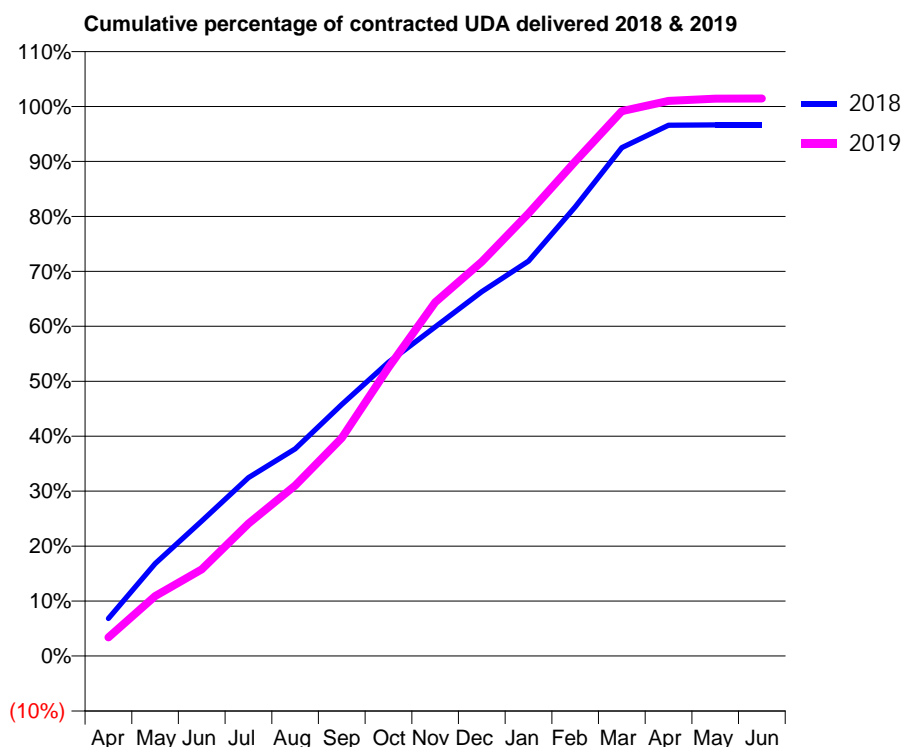
18/19 Contracted general activity (UDA)	14,337
Carry forward general activity (UDA)	0
18/19 Contracted orthodontic activity (UOA)	0
Carry forward orthodontic activity (UOA)	0
Baseline contract value	£364,572.49

ACCESS*

Patients seen in 24 months	Total	Change since previous quarter
Quarter ending March 2018	4,971	
Quarter ending June 2018	4,814	↓
Quarter ending September 2018	4,852	→
Quarter ending December 2018	4,951	↑
Quarter ending March 2019	5,041	→
Variance since March 2018	1.4%	→



ACTIVITY



Month	Adjusted Scheduled Activity (UDA)	
	2018	2019
April	980	486
May	2,413	1,564
June	3,522	2,258
July	4,655	3,456
August	5,403	4,447
September	6,560	5,689
October	7,664	7,528
November	8,585	9,228
December	9,505	10,288
January	10,305	11,544
February	11,718	12,902
March	13,261	14,215
April	13,850	14,482
May	13,854	14,541
June	13,854	14,544

QUALITY

	Quantity	Base Number	Contract	AT	Region	England
% of FP17s for the same patient ID Re-attending within 3 months - Children	103	1,391	7.4%	10.7%	11.9%	11.8%
% of FP17s for the same patient ID Re-attending within 3 months - Adults	818	4,391	18.6%	16.1%	16.9%	15.7%
% of FP17s for the same patient ID Re-attending between 3 & 9 months - Children	608	1,391	43.7%	45.1%	48.9%	58.9%
% of FP17s for the same patient ID Re-attending between 3 & 9 months - Adults	1,417	4,391	32.3%	36.9%	38.9%	50.8%
% of FP17s for Band 1 Urgent Courses	873	5,711	15.3%	10.9%	10.7%	9.1%
% of FP17s Relating to Free Repair or Replacements	34	5,711	0.6%	0.5%	0.5%	0.8%
% of FP17s Relating to Continuations	23	5,711	0.4%	0.7%	0.7%	0.9%
% of Patients satisfied with the dentistry they have received	2	2	N/A	89.9%	89.1%	92.5%
% of Patients satisfied with the time they had to wait for an appointment	1	2	N/A	79.6%	83.1%	87.0%

* This is based on patients treated on this contract for their most recent course of treatment. Figures in italics indicate the base number of FP17s or Patient Questionnaire responses are less than 100. N/A is shown where the base number of responses is less than 10 during the period. % is calculated as Quantity/Base number*100

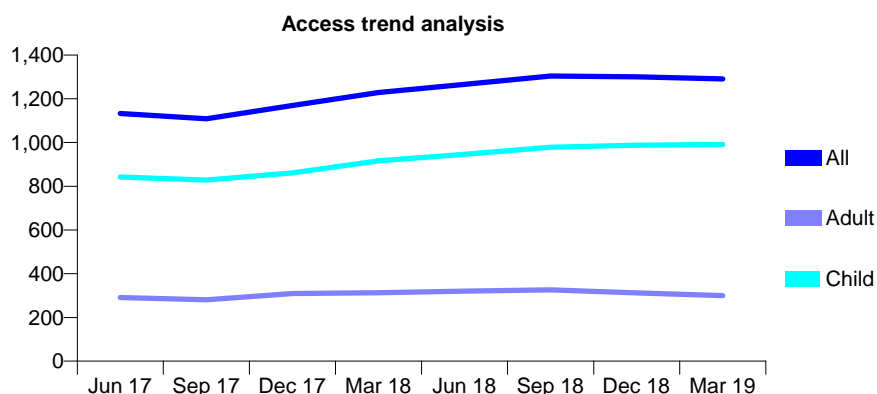
Q61 - Vital Signs At a Glance Contract Report for 105910/0001 - Year end March 2019

Name or company name	Cavendish House Dental Surgery
Contract type name	GDS Contract
Purpose of contract	General
Contract start date	01/08/2007
Contract end date	

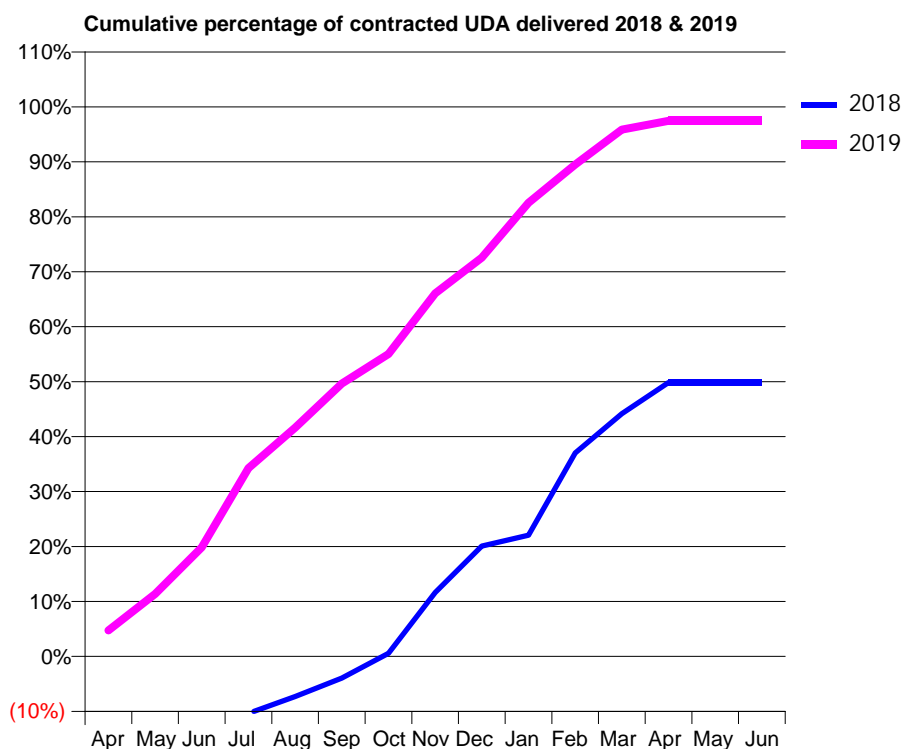
18/19 Contracted general activity (UDA)	3,096
Carry forward general activity (UDA)	0
18/19 Contracted orthodontic activity (UOA)	0
Carry forward orthodontic activity (UOA)	0
Baseline contract value	£68,548.84

ACCESS*

Patients seen in 24 months	Total	Change since previous quarter
Quarter ending March 2018	1,229	
Quarter ending June 2018	1,266	↑
Quarter ending September 2018	1,304	↑
Quarter ending December 2018	1,300	→
Quarter ending March 2019	1,291	→
Variance since March 2018	5.0%	↑



ACTIVITY



Month	2018	2019
April	-810	147
May	-553	352
June	-408	615
July	-321	1,061
August	-227	1,289
September	-123	1,537
October	18	1,703
November	360	2,045
December	622	2,246
January	683	2,555
February	1,147	2,771
March	1,367	2,968
April	1,543	3,017
May	1,543	3,017
June	1,543	3,017

QUALITY

	Quantity	Base Number	Contract	AT	Region	England
% of FP17s for the same patient ID Re-attending within 3 months - Children	84	1,366	6.1%	10.7%	11.9%	11.8%
% of FP17s for the same patient ID Re-attending within 3 months - Adults	75	344	21.8%	16.1%	16.9%	15.7%
% of FP17s for the same patient ID Re-attending between 3 & 9 months - Children	707	1,366	51.8%	45.1%	48.9%	58.9%
% of FP17s for the same patient ID Re-attending between 3 & 9 months - Adults	149	344	43.3%	36.9%	38.9%	50.8%
% of FP17s for Band 1 Urgent Courses	35	1,632	2.1%	10.9%	10.7%	9.1%
% of FP17s Relating to Free Repair or Replacements	0	1,632	0.0%	0.5%	0.5%	0.8%
% of FP17s Relating to Continuations	0	1,632	0.0%	0.7%	0.7%	0.9%
% of Patients satisfied with the dentistry they have received	0	0	N/A	89.9%	89.1%	92.5%
% of Patients satisfied with the time they had to wait for an appointment	0	0	N/A	79.6%	83.1%	87.0%

* This is based on patients treated on this contract for their most recent course of treatment. Figures in italics indicate the base number of FP17s or Patient Questionnaire responses are less than 100. N/A is shown where the base number of responses is less than 10 during the period. % is calculated as Quantity/Base number*100

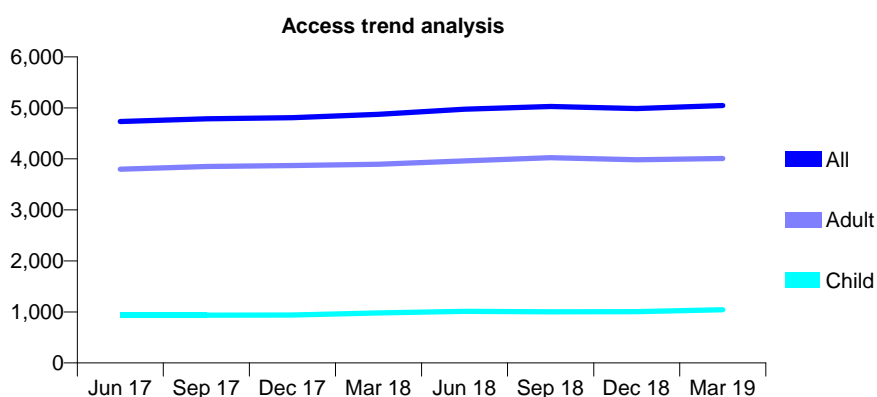
Q61 - Vital Signs At a Glance Contract Report for 106143/0001 - Year end March 2019

Name or company name	M & D Healthcare LTD
Contract type name	GDS Contract
Purpose of contract	General
Contract start date	01/04/2010
Contract end date	

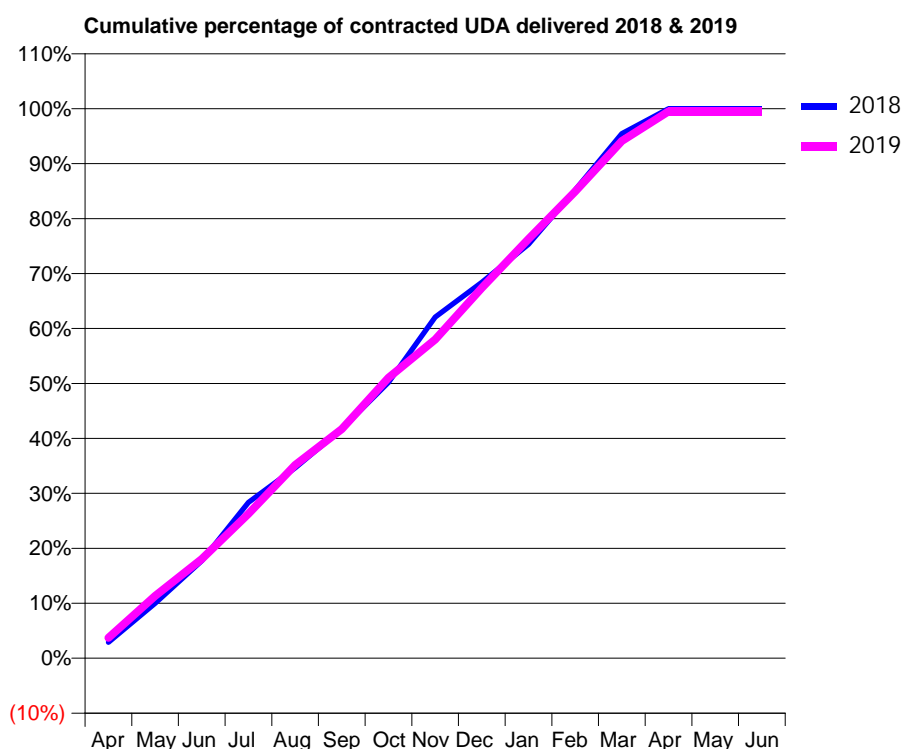
18/19 Contracted general activity (UDA)	11,000
Carry forward general activity (UDA)	2
18/19 Contracted orthodontic activity (UOA)	0
Carry forward orthodontic activity (UOA)	0
Baseline contract value	£446,759.91

ACCESS*

Patients seen in 24 months	Total	Change since previous quarter
Quarter ending March 2018	4,875	
Quarter ending June 2018	4,974	↑
Quarter ending September 2018	5,029	→
Quarter ending December 2018	4,988	→
Quarter ending March 2019	5,048	→
Variance since March 2018	3.5%	↑



ACTIVITY



Month	2018	2019
April	319	409
May	1,101	1,248
June	1,951	1,984
July	3,119	2,893
August	3,811	3,870
September	4,590	4,587
October	5,522	5,614
November	6,827	6,380
December	7,524	7,411
January	8,286	8,391
February	9,376	9,345
March	10,500	10,354
April	10,999	10,947
May	10,998	10,945
June	10,998	10,945

QUALITY

	Quantity	Base Number	Contract	AT	Region	England
% of FP17s for the same patient ID Re-attending within 3 months - Children	118	1,226	9.6%	10.7%	11.9%	11.8%
% of FP17s for the same patient ID Re-attending within 3 months - Adults	541	3,794	14.3%	16.1%	16.9%	15.7%
% of FP17s for the same patient ID Re-attending between 3 & 9 months - Children	489	1,226	39.9%	45.1%	48.9%	58.9%
% of FP17s for the same patient ID Re-attending between 3 & 9 months - Adults	1,054	3,794	27.8%	36.9%	38.9%	50.8%
% of FP17s for Band 1 Urgent Courses	876	4,583	19.1%	10.9%	10.7%	9.1%
% of FP17s Relating to Free Repair or Replacements	21	4,583	0.5%	0.5%	0.5%	0.8%
% of FP17s Relating to Continuations	8	4,583	0.2%	0.7%	0.7%	0.9%
% of Patients satisfied with the dentistry they have received	0	0	N/A	89.9%	89.1%	92.5%
% of Patients satisfied with the time they had to wait for an appointment	0	0	N/A	79.6%	83.1%	87.0%

* This is based on patients treated on this contract for their most recent course of treatment.

Figures in italics indicate the base number of FP17s or Patient Questionnaire responses are less than 100. N/A is shown where the base number of responses is less than 10 during the period. % is calculated as Quantity/Base number*100

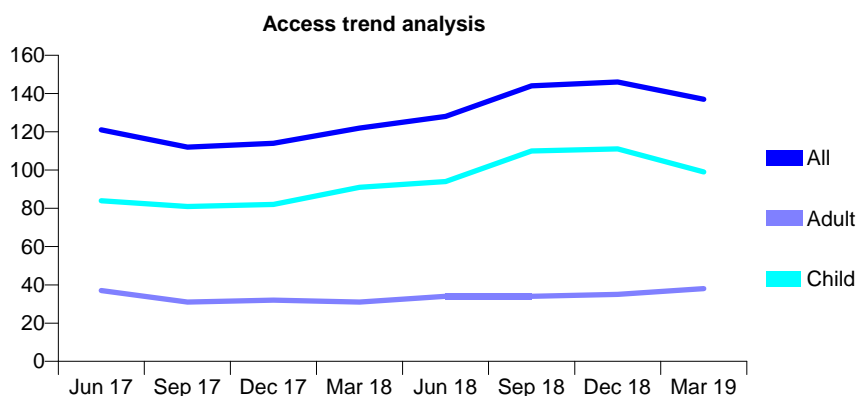
Q61 - Vital Signs At a Glance Contract Report for 107042/0002 - Year end March 2019

Name or company name	Sudhir Thakerar & Partners
Contract type name	GDS Contract
Purpose of contract	General
Contract start date	01/08/2014
Contract end date	

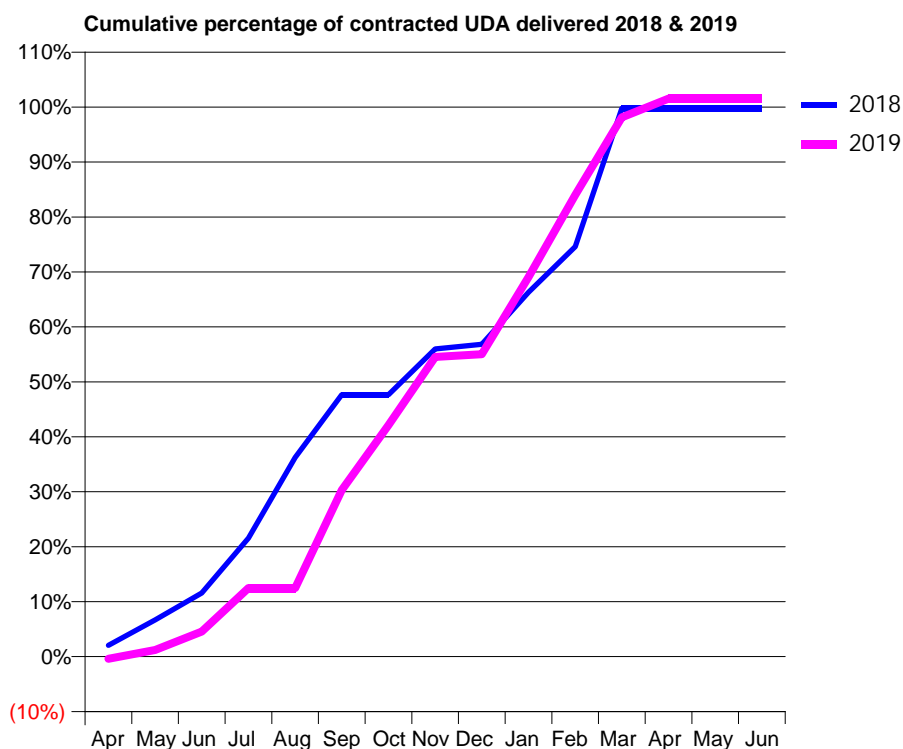
18/19 Contracted general activity (UDA)	245
Carry forward general activity (UDA)	1
18/19 Contracted orthodontic activity (UOA)	0
Carry forward orthodontic activity (UOA)	0
Baseline contract value	£8,108.66

ACCESS*

Patients seen in 24 months	Total	Change since previous quarter
Quarter ending March 2018	122	
Quarter ending June 2018	128	↑
Quarter ending September 2018	144	↑
Quarter ending December 2018	146	→
Quarter ending March 2019	137	↓
Variance since March 2018	12.3%	↑



ACTIVITY



Month	Adjusted Scheduled Activity (UDA)	
	2018	2019
April	5	-1
May	16	3
June	28	11
July	53	31
August	89	31
September	117	74
October	117	103
November	137	134
December	139	135
January	162	169
February	183	206
March	244	240
April	244	249
May	244	249
June	244	249

QUALITY

	Quantity	Base Number	Contract	AT	Region	England
% of FP17s for the same patient ID Re-attending within 3 months - Children	17	124	13.7%	10.7%	11.9%	11.8%
% of FP17s for the same patient ID Re-attending within 3 months - Adults	2	30	6.7%	16.1%	16.9%	15.7%
% of FP17s for the same patient ID Re-attending between 3 & 9 months - Children	38	124	30.6%	45.1%	48.9%	58.9%
% of FP17s for the same patient ID Re-attending between 3 & 9 months - Adults	12	30	40.0%	36.9%	38.9%	50.8%
% of FP17s for Band 1 Urgent Courses	19	162	11.7%	10.9%	10.7%	9.1%
% of FP17s Relating to Free Repair or Replacements	0	162	0.0%	0.5%	0.5%	0.8%
% of FP17s Relating to Continuations	0	162	0.0%	0.7%	0.7%	0.9%
% of Patients satisfied with the dentistry they have received	0	0	N/A	89.9%	89.1%	92.5%
% of Patients satisfied with the time they had to wait for an appointment	0	0	N/A	79.6%	83.1%	87.0%

* This is based on patients treated on this contract for their most recent course of treatment. Figures in italics indicate the base number of FP17s or Patient Questionnaire responses are less than 100. N/A is shown where the base number of responses is less than 10 during the period. % is calculated as Quantity/Base number*100

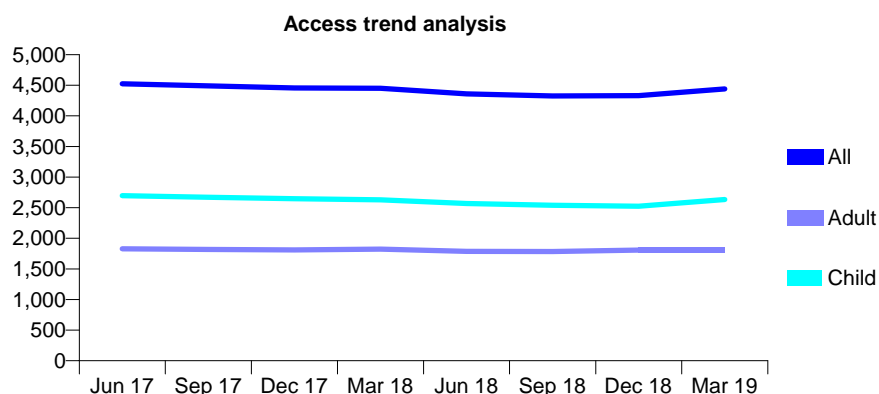
Q61 - Vital Signs At a Glance Contract Report for 109061/0001 - Year end March 2019

Name or company name	Davidoff Dental Practice
Contract type name	GDS Contract
Purpose of contract	General and Orthodontic
Contract start date	23/11/2012
Contract end date	

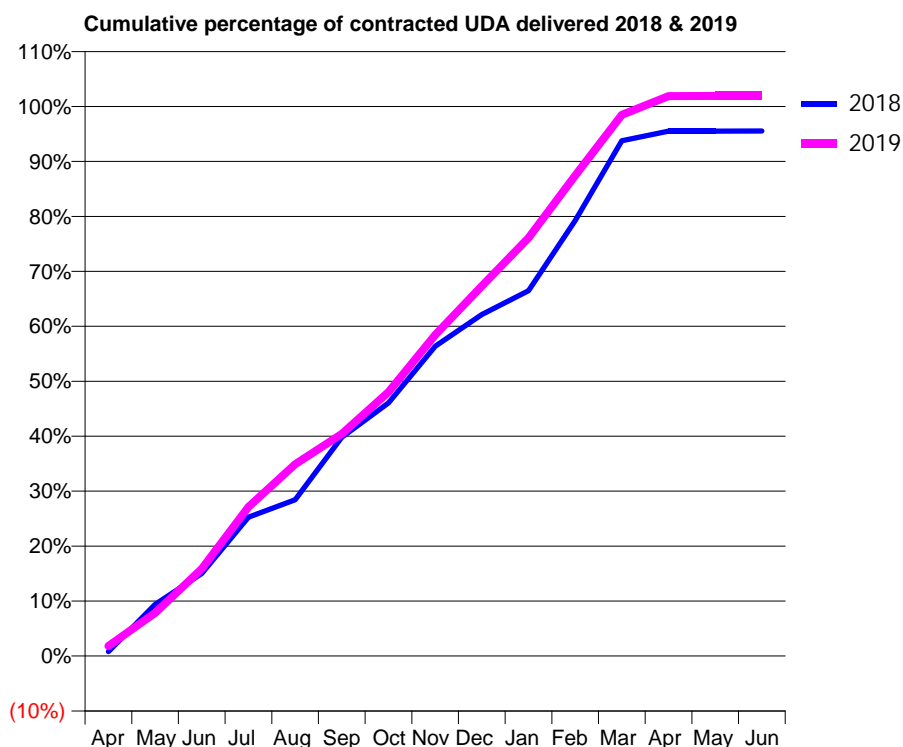
18/19 Contracted general activity (UDA)	14,478
Carry forward general activity (UDA)	-51
18/19 Contracted orthodontic activity (UOA)	1,420
Carry forward orthodontic activity (UOA)	-16
Baseline contract value	£528,637.40

ACCESS*

Patients seen in 24 months	Total	Change since previous quarter
Quarter ending March 2018	4,452	
Quarter ending June 2018	4,358	↓
Quarter ending September 2018	4,325	→
Quarter ending December 2018	4,330	→
Quarter ending March 2019	4,442	↑
Variance since March 2018	(0.2%)	→



ACTIVITY



Month	Adjusted Scheduled Activity (UDA)	
	2018	2019
April	118	264
May	1,361	1,136
June	2,172	2,298
July	3,658	3,926
August	4,117	5,055
September	5,760	5,852
October	6,670	6,956
November	8,161	8,460
December	8,995	9,747
January	9,624	11,018
February	11,475	12,662
March	13,575	14,255
April	13,827	14,752
May	13,827	14,754
June	13,829	14,754

QUALITY

	Quantity	Base Number	Contract	AT	Region	England
% of FP17s for the same patient ID Re-attending within 3 months - Children	685	4,362	15.7%	10.7%	11.9%	11.8%
% of FP17s for the same patient ID Re-attending within 3 months - Adults	389	2,394	16.2%	16.1%	16.9%	15.7%
% of FP17s for the same patient ID Re-attending between 3 & 9 months - Children	2,161	4,362	49.5%	45.1%	48.9%	58.9%
% of FP17s for the same patient ID Re-attending between 3 & 9 months - Adults	1,325	2,394	55.3%	36.9%	38.9%	50.8%
% of FP17s for Band 1 Urgent Courses	759	6,281	12.1%	10.9%	10.7%	9.1%
% of FP17s Relating to Free Repair or Replacements	0	6,281	0.0%	0.5%	0.5%	0.8%
% of FP17s Relating to Continuations	1	6,281	0.0%	0.7%	0.7%	0.9%
% of Patients satisfied with the dentistry they have received	2	2	N/A	89.9%	89.1%	92.5%
% of Patients satisfied with the time they had to wait for an appointment	1	2	N/A	79.6%	83.1%	87.0%

* This is based on patients treated on this contract for their most recent course of treatment. Figures in italics indicate the base number of FP17s or Patient Questionnaire responses are less than 100. N/A is shown where the base number of responses is less than 10 during the period. % is calculated as Quantity/Base number*100

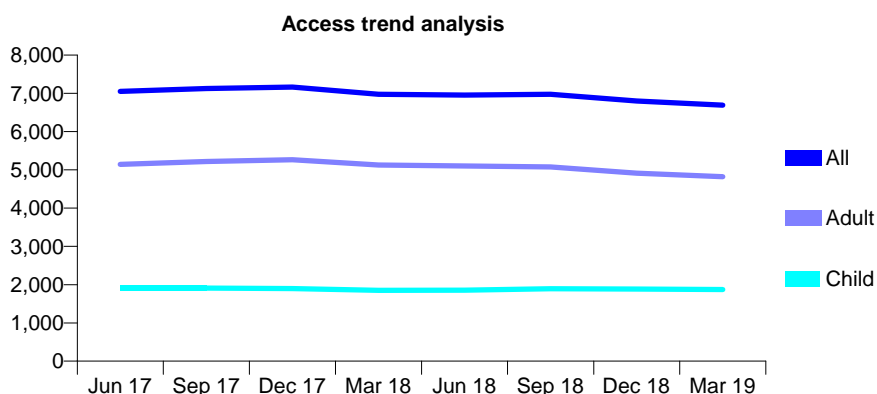
Q61 - Vital Signs At a Glance Contract Report for 109665/0001 - Year end March 2019

Name or company name	Woodford Dental Care
Contract type name	Pilot Contract
Purpose of contract	General and Orthodontic
Contract start date	01/11/2006
Contract end date	

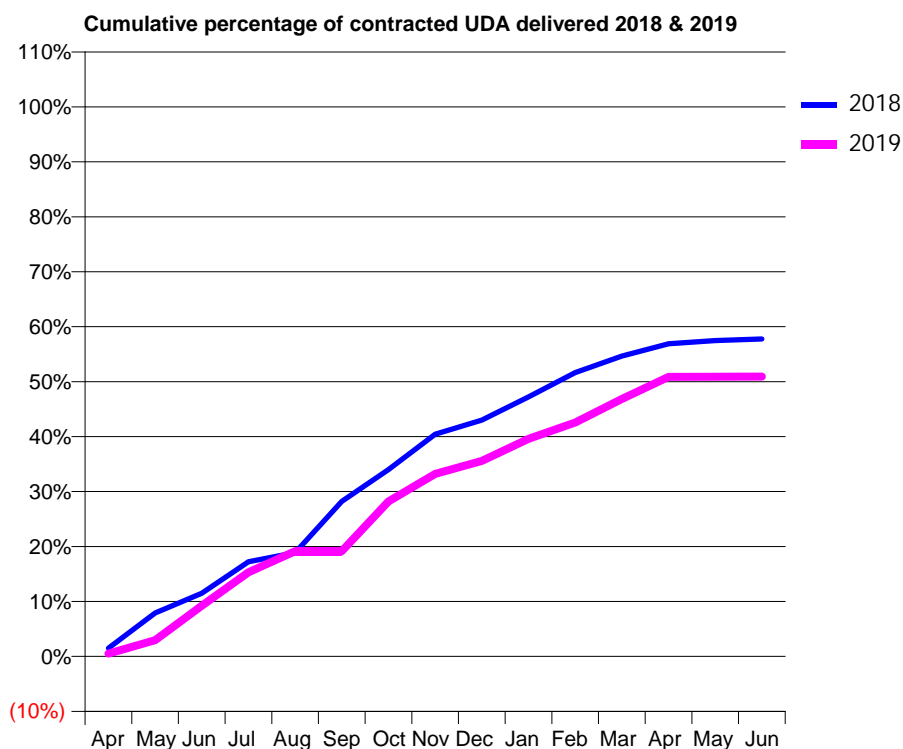
18/19 Contracted general activity (UDA)	15,510
Carry forward general activity (UDA)	0
18/19 Contracted orthodontic activity (UOA)	215
Carry forward orthodontic activity (UOA)	0
Baseline contract value	£545,813.87

ACCESS*

Patients seen in 24 months	Total	Change since previous quarter
Quarter ending March 2018	6,976	
Quarter ending June 2018	6,957	→
Quarter ending September 2018	6,972	→
Quarter ending December 2018	6,799	↓
Quarter ending March 2019	6,690	↓
Variance since March 2018	(4.1%)	↓



ACTIVITY



Month	Adjusted Scheduled Activity (UDA)	
	2018	2019
April	230	82
May	1,225	461
June	1,784	1,428
July	2,674	2,372
August	2,931	2,973
September	4,376	2,973
October	5,273	4,374
November	6,274	5,153
December	6,672	5,518
January	7,327	6,140
February	8,013	6,599
March	8,473	7,266
April	8,823	7,885
May	8,916	7,895
June	8,960	7,900

QUALITY

	Quantity	Base Number	Contract	AT	Region	England
% of FP17s for the same patient ID Re-attending within 3 months - Children	170	2,157	7.9%	10.7%	11.9%	11.8%
% of FP17s for the same patient ID Re-attending within 3 months - Adults	507	4,387	11.6%	16.1%	16.9%	15.7%
% of FP17s for the same patient ID Re-attending between 3 & 9 months - Children	784	2,157	36.3%	45.1%	48.9%	58.9%
% of FP17s for the same patient ID Re-attending between 3 & 9 months - Adults	961	4,387	21.9%	36.9%	38.9%	50.8%
% of FP17s for Band 1 Urgent Courses	701	5,637	12.4%	10.9%	10.7%	9.1%
% of FP17s Relating to Free Repair or Replacements	10	5,637	0.2%	0.5%	0.5%	0.8%
% of FP17s Relating to Continuations	4	5,637	0.1%	0.7%	0.7%	0.9%
% of Patients satisfied with the dentistry they have received	0	0	N/A	89.9%	89.1%	92.5%
% of Patients satisfied with the time they had to wait for an appointment	0	0	N/A	79.6%	83.1%	87.0%

* This is based on patients treated on this contract for their most recent course of treatment. Figures in italics indicate the base number of FP17s or Patient Questionnaire responses are less than 100. N/A is shown where the base number of responses is less than 10 during the period. % is calculated as Quantity/Base number*100

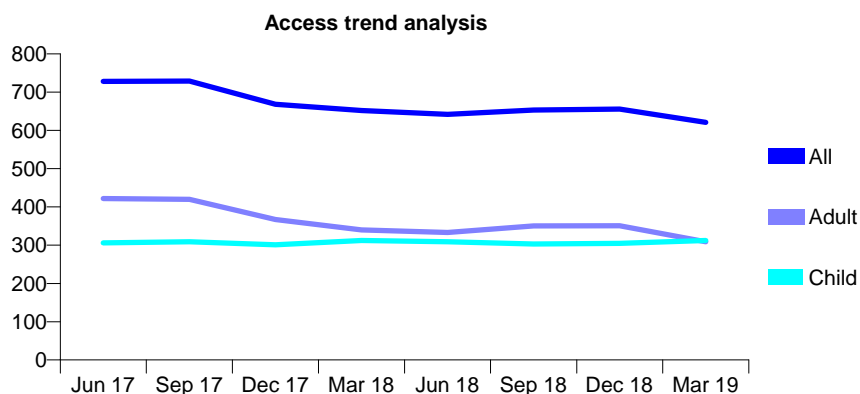
Q61 - Vital Signs At a Glance Contract Report for 109959/0001 - Year end March 2019

Name or company name	Adarsh Thanki
Contract type name	GDS Contract
Purpose of contract	General
Contract start date	01/01/2012
Contract end date	

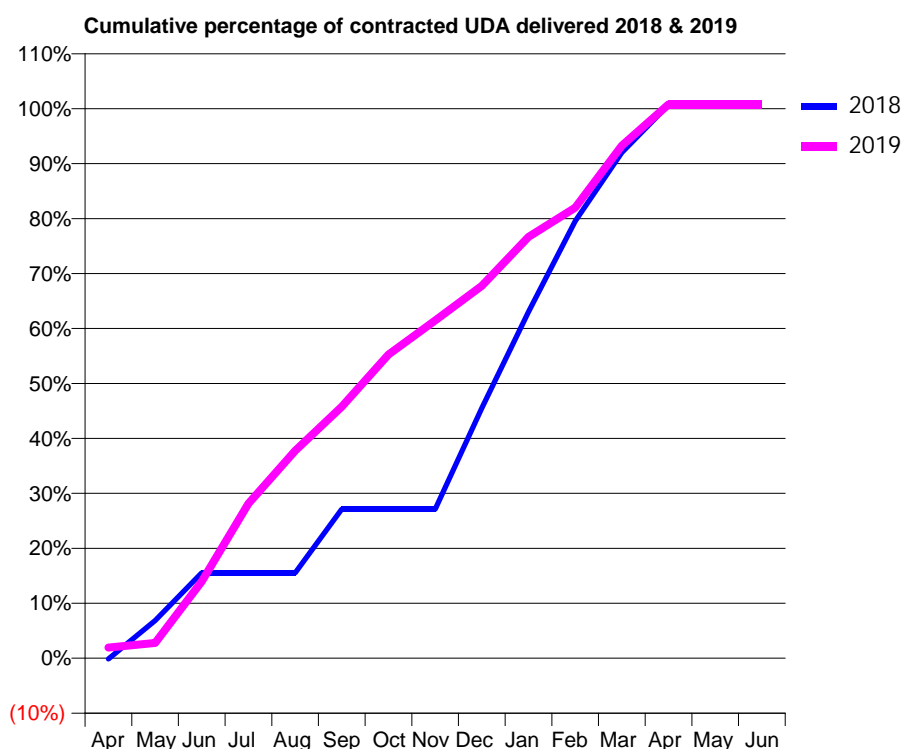
18/19 Contracted general activity (UDA)	1,272
Carry forward general activity (UDA)	-9
18/19 Contracted orthodontic activity (UOA)	0
Carry forward orthodontic activity (UOA)	0
Baseline contract value	£36,386.46

ACCESS*

Patients seen in 24 months	Total	Change since previous quarter
Quarter ending March 2018	652	
Quarter ending June 2018	642	↓
Quarter ending September 2018	653	→
Quarter ending December 2018	656	→
Quarter ending March 2019	621	↓
Variance since March 2018	(4.8%)	↓



ACTIVITY



Month	Adjusted Scheduled Activity (UDA)	
	2018	2019
April	-2	25
May	87	35
June	198	178
July	198	358
August	198	480
September	345	582
October	345	703
November	345	782
December	579	862
January	802	975
February	1,012	1,043
March	1,170	1,186
April	1,281	1,282
May	1,281	1,282
June	1,281	1,282

QUALITY

	Quantity	Base Number	Contract	AT	Region	England
% of FP17s for the same patient ID Re-attending within 3 months - Children	32	383	8.4%	10.7%	11.9%	11.8%
% of FP17s for the same patient ID Re-attending within 3 months - Adults	41	338	12.1%	16.1%	16.9%	15.7%
% of FP17s for the same patient ID Re-attending between 3 & 9 months - Children	187	383	48.8%	45.1%	48.9%	58.9%
% of FP17s for the same patient ID Re-attending between 3 & 9 months - Adults	121	338	35.8%	36.9%	38.9%	50.8%
% of FP17s for Band 1 Urgent Courses	44	718	6.1%	10.9%	10.7%	9.1%
% of FP17s Relating to Free Repair or Replacements	4	718	0.6%	0.5%	0.5%	0.8%
% of FP17s Relating to Continuations	1	718	0.1%	0.7%	0.7%	0.9%
% of Patients satisfied with the dentistry they have received	0	0	N/A	89.9%	89.1%	92.5%
% of Patients satisfied with the time they had to wait for an appointment	0	0	N/A	79.6%	83.1%	87.0%

* This is based on patients treated on this contract for their most recent course of treatment.

Figures in italics indicate the base number of FP17s or Patient Questionnaire responses are less than 100. N/A is shown where the base number of responses is less than 10 during the period. % is calculated as Quantity/Base number*100

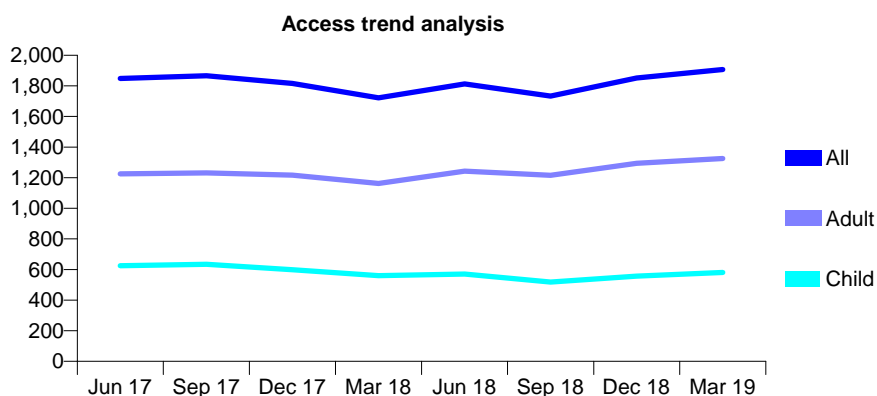
Q61 - Vital Signs At a Glance Contract Report for 110043/0001 - Year end March 2019

Name or company name	Care Dental Practice
Contract type name	GDS Contract
Purpose of contract	General
Contract start date	01/10/2007
Contract end date	

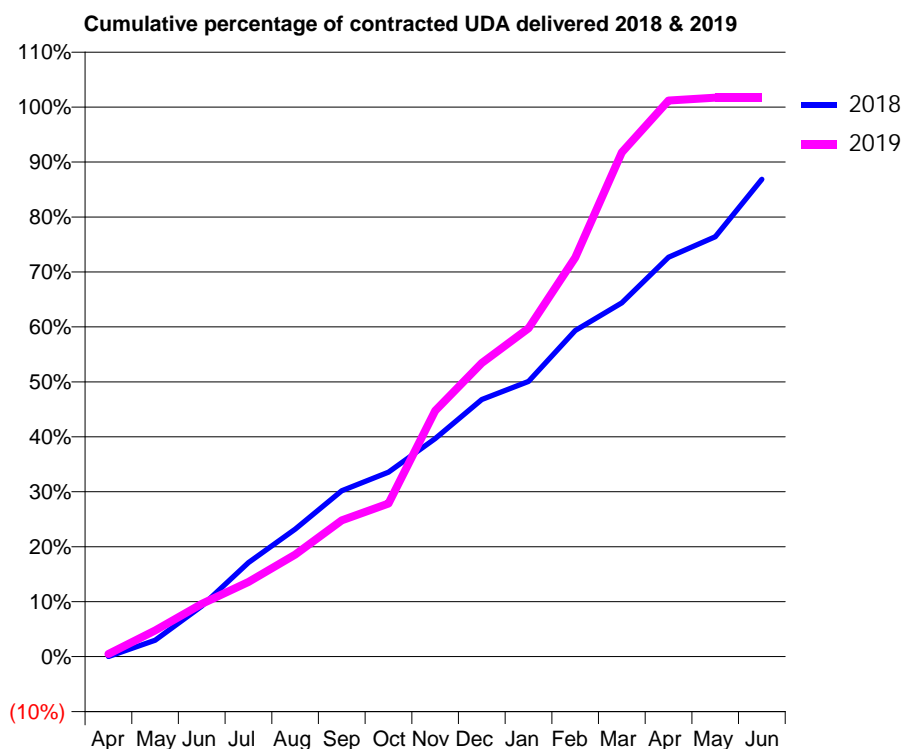
18/19 Contracted general activity (UDA)	5,915
Carry forward general activity (UDA)	0
18/19 Contracted orthodontic activity (UOA)	0
Carry forward orthodontic activity (UOA)	0
Baseline contract value	£191,366.29

ACCESS*

Patients seen in 24 months	Total	Change since previous quarter
Quarter ending March 2018	1,722	
Quarter ending June 2018	1,813	↑
Quarter ending September 2018	1,733	↓
Quarter ending December 2018	1,851	↑
Quarter ending March 2019	1,907	↑
Variance since March 2018	10.7%	↑



ACTIVITY



Month	Adjusted Scheduled Activity (UDA)	
	2018	2019
April	0	30
May	177	282
June	544	567
July	1,013	803
August	1,374	1,099
September	1,787	1,466
October	1,986	1,649
November	2,348	2,646
December	2,768	3,159
January	2,962	3,533
February	3,511	4,295
March	3,807	5,426
April	4,298	5,985
May	4,520	6,016
June	5,138	6,016

QUALITY

	Quantity	Base Number	Contract	AT	Region	England
% of FP17s for the same patient ID Re-attending within 3 months - Children	59	636	9.3%	10.7%	11.9%	11.8%
% of FP17s for the same patient ID Re-attending within 3 months - Adults	363	1,672	21.7%	16.1%	16.9%	15.7%
% of FP17s for the same patient ID Re-attending between 3 & 9 months - Children	122	636	19.2%	45.1%	48.9%	58.9%
% of FP17s for the same patient ID Re-attending between 3 & 9 months - Adults	338	1,672	20.2%	36.9%	38.9%	50.8%
% of FP17s for Band 1 Urgent Courses	383	2,040	18.8%	10.9%	10.7%	9.1%
% of FP17s Relating to Free Repair or Replacements	9	2,040	0.4%	0.5%	0.5%	0.8%
% of FP17s Relating to Continuations	23	2,040	1.1%	0.7%	0.7%	0.9%
% of Patients satisfied with the dentistry they have received	0	1	N/A	89.9%	89.1%	92.5%
% of Patients satisfied with the time they had to wait for an appointment	0	1	N/A	79.6%	83.1%	87.0%

* This is based on patients treated on this contract for their most recent course of treatment. Figures in italics indicate the base number of FP17s or Patient Questionnaire responses are less than 100. N/A is shown where the base number of responses is less than 10 during the period. % is calculated as Quantity/Base number*100

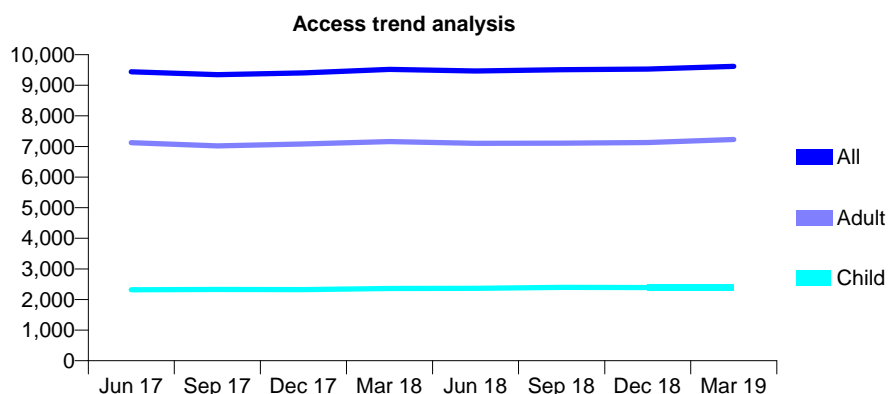
Q61 - Vital Signs At a Glance Contract Report for 110167/0001 - Year end March 2019

Name or company name	Mr K Esmail and M K Velji
Contract type name	GDS Contract
Purpose of contract	General
Contract start date	01/05/2013
Contract end date	

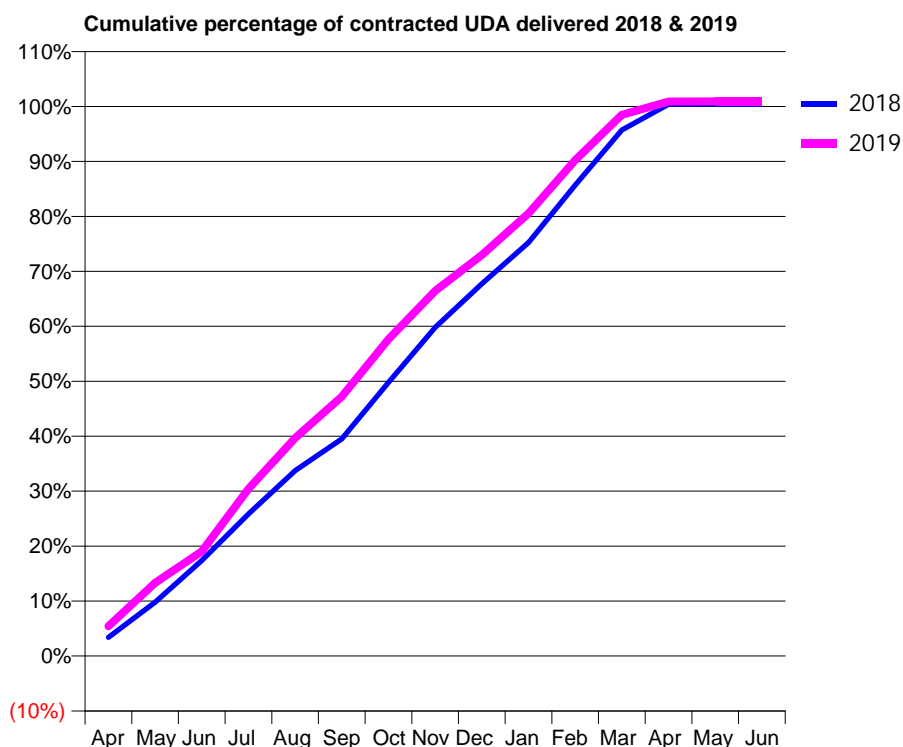
18/19 Contracted general activity (UDA)	26,714
Carry forward general activity (UDA)	-119
18/19 Contracted orthodontic activity (UOA)	0
Carry forward orthodontic activity (UOA)	0
Baseline contract value	£728,032.03

ACCESS*

Patients seen in 24 months	Total	Change since previous quarter
Quarter ending March 2018	9,520	
Quarter ending June 2018	9,468	→
Quarter ending September 2018	9,508	→
Quarter ending December 2018	9,526	→
Quarter ending March 2019	9,619	→
Variance since March 2018	1.0%	→



ACTIVITY



Month	Adjusted Scheduled Activity (UDA)	
	2018	2019
April	913	1,454
May	2,625	3,565
June	4,642	5,083
July	6,910	8,123
August	9,011	10,605
September	10,553	12,604
October	13,300	15,401
November	15,978	17,745
December	18,088	19,490
January	20,099	21,515
February	22,896	24,103
March	25,568	26,303
April	26,819	26,954
May	26,833	26,957
June	26,833	26,957

QUALITY

	Quantity	Base Number	Contract	AT	Region	England
% of FP17s for the same patient ID Re-attending within 3 months - Children	206	3,116	6.6%	10.7%	11.9%	11.8%
% of FP17s for the same patient ID Re-attending within 3 months - Adults	1,130	8,096	14.0%	16.1%	16.9%	15.7%
% of FP17s for the same patient ID Re-attending between 3 & 9 months - Children	1,475	3,116	47.3%	45.1%	48.9%	58.9%
% of FP17s for the same patient ID Re-attending between 3 & 9 months - Adults	3,343	8,096	41.3%	36.9%	38.9%	50.8%
% of FP17s for Band 1 Urgent Courses	1,251	11,038	11.3%	10.9%	10.7%	9.1%
% of FP17s Relating to Free Repair or Replacements	47	11,038	0.4%	0.5%	0.5%	0.8%
% of FP17s Relating to Continuations	129	11,038	1.2%	0.7%	0.7%	0.9%
% of Patients satisfied with the dentistry they have received	4	4	N/A	89.9%	89.1%	92.5%
% of Patients satisfied with the time they had to wait for an appointment	4	4	N/A	79.6%	83.1%	87.0%

* This is based on patients treated on this contract for their most recent course of treatment. Figures in italics indicate the base number of FP17s or Patient Questionnaire responses are less than 100. N/A is shown where the base number of responses is less than 10 during the period. % is calculated as Quantity/Base number*100

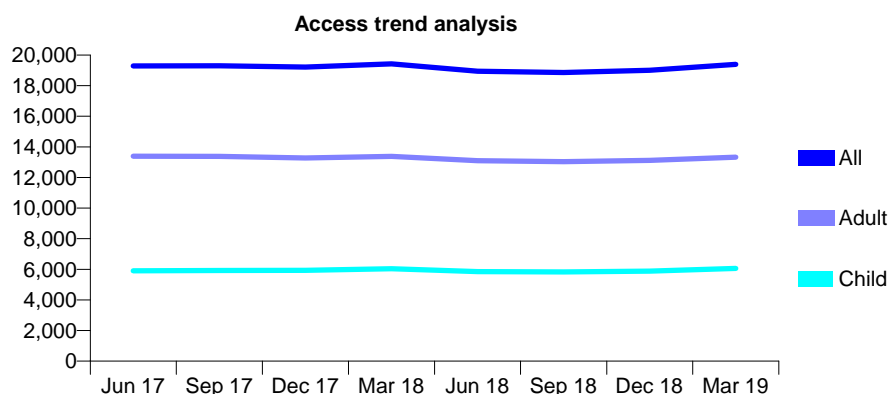
Q61 - Vital Signs At a Glance Contract Report for 110167/0002 - Year end March 2019

Name or company name	Mr K Esmail and M K Velji
Contract type name	GDS Contract
Purpose of contract	General
Contract start date	01/05/2013
Contract end date	

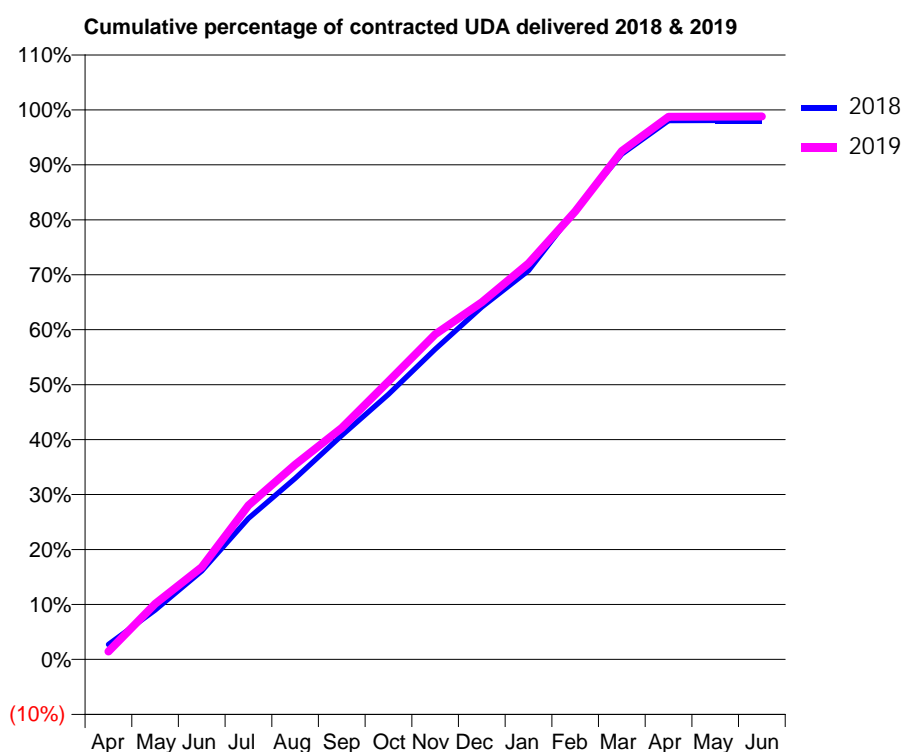
18/19 Contracted general activity (UDA)	53,705
Carry forward general activity (UDA)	1,039
18/19 Contracted orthodontic activity (UOA)	0
Carry forward orthodontic activity (UOA)	0
Baseline contract value	£1,490,646.87

ACCESS*

Patients seen in 24 months	Total	Change since previous quarter
Quarter ending March 2018	19,421	
Quarter ending June 2018	18,945	↓
Quarter ending September 2018	18,866	→
Quarter ending December 2018	19,006	→
Quarter ending March 2019	19,392	↑
Variance since March 2018	(0.1%)	→



ACTIVITY



Month	Adjusted Scheduled Activity (UDA)	
	2018	2019
April	1,468	778
May	4,834	5,444
June	8,651	9,026
July	13,778	15,059
August	17,688	19,051
September	21,893	22,627
October	25,901	27,186
November	30,314	31,783
December	34,429	34,909
January	37,991	38,701
February	43,904	43,782
March	49,390	49,676
April	52,647	53,029
May	52,669	53,053
June	52,666	53,056

QUALITY

	Quantity	Base Number	Contract	AT	Region	England
% of FP17s for the same patient ID Re-attending within 3 months - Children	522	6,430	8.1%	10.7%	11.9%	11.8%
% of FP17s for the same patient ID Re-attending within 3 months - Adults	2,229	13,323	16.7%	16.1%	16.9%	15.7%
% of FP17s for the same patient ID Re-attending between 3 & 9 months - Children	2,059	6,430	32.0%	45.1%	48.9%	58.9%
% of FP17s for the same patient ID Re-attending between 3 & 9 months - Adults	3,669	13,323	27.5%	36.9%	38.9%	50.8%
% of FP17s for Band 1 Urgent Courses	3,468	19,848	17.5%	10.9%	10.7%	9.1%
% of FP17s Relating to Free Repair or Replacements	63	19,848	0.3%	0.5%	0.5%	0.8%
% of FP17s Relating to Continuations	106	19,848	0.5%	0.7%	0.7%	0.9%
% of Patients satisfied with the dentistry they have received	3	4	N/A	89.9%	89.1%	92.5%
% of Patients satisfied with the time they had to wait for an appointment	3	4	N/A	79.6%	83.1%	87.0%

* This is based on patients treated on this contract for their most recent course of treatment. Figures in italics indicate the base number of FP17s or Patient Questionnaire responses are less than 100. N/A is shown where the base number of responses is less than 10 during the period. % is calculated as Quantity/Base number*100

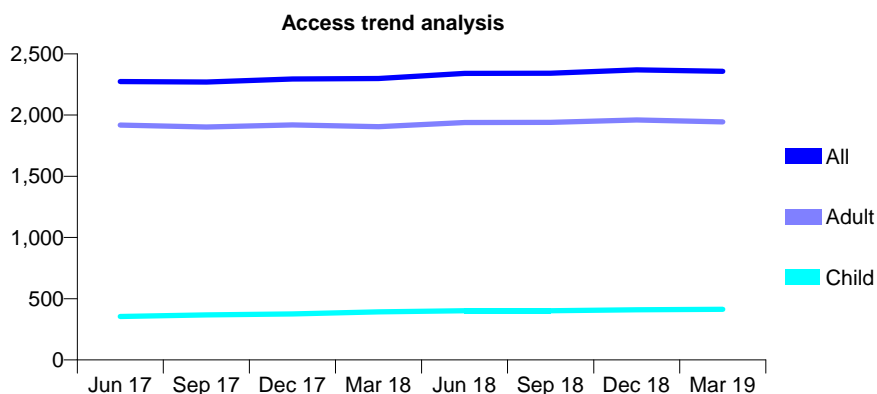
Q61 - Vital Signs At a Glance Contract Report for 110175/0001 - Year end March 2019

Name or company name	Dr N Radia and Dr K Rughani
Contract type name	GDS Contract
Purpose of contract	General
Contract start date	03/12/2012
Contract end date	

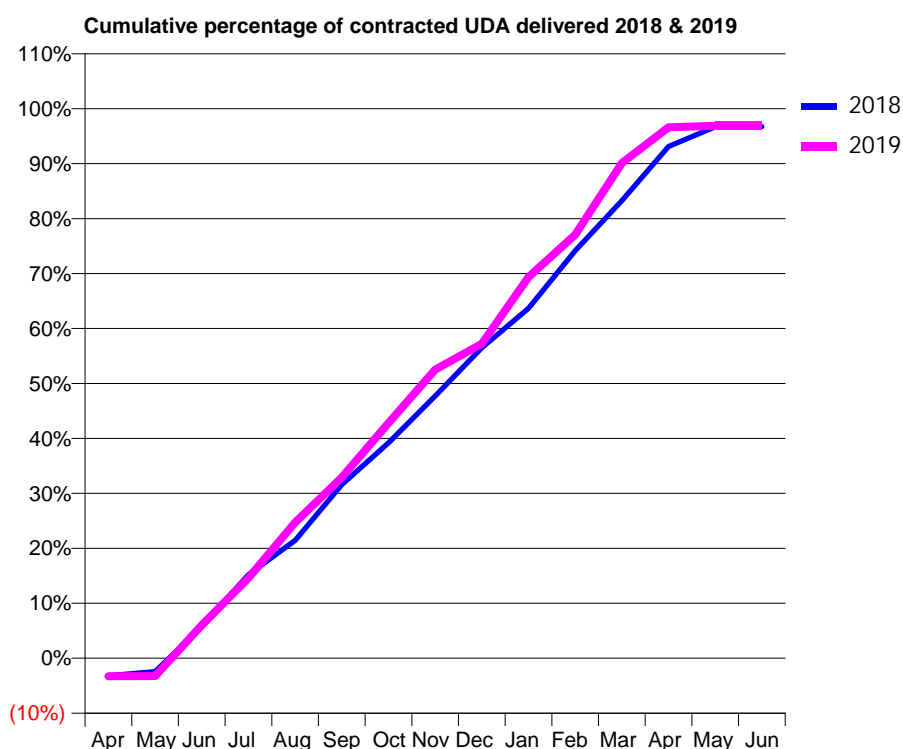
18/19 Contracted general activity (UDA)	6,929
Carry forward general activity (UDA)	227
18/19 Contracted orthodontic activity (UOA)	0
Carry forward orthodontic activity (UOA)	0
Baseline contract value	£193,534.37

ACCESS*

Patients seen in 24 months	Total	Change since previous quarter
Quarter ending March 2018	2,299	
Quarter ending June 2018	2,340	→
Quarter ending September 2018	2,342	→
Quarter ending December 2018	2,370	→
Quarter ending March 2019	2,358	→
Variance since March 2018	2.6%	↑



ACTIVITY



Month	2018	2019
April	-223	-227
May	-169	-226
June	400	418
July	1,055	1,013
August	1,487	1,713
September	2,189	2,278
October	2,715	2,966
November	3,307	3,639
December	3,914	3,964
January	4,412	4,807
February	5,140	5,341
March	5,769	6,242
April	6,452	6,694
May	6,700	6,711
June	6,702	6,711

QUALITY

	Quantity	Base Number	Contract	AT	Region	England
% of FP17s for the same patient ID Re-attending within 3 months - Children	74	749	9.9%	10.7%	11.9%	11.8%
% of FP17s for the same patient ID Re-attending within 3 months - Adults	347	3,169	10.9%	16.1%	16.9%	15.7%
% of FP17s for the same patient ID Re-attending between 3 & 9 months - Children	518	749	69.2%	45.1%	48.9%	58.9%
% of FP17s for the same patient ID Re-attending between 3 & 9 months - Adults	2,231	3,169	70.4%	36.9%	38.9%	50.8%
% of FP17s for Band 1 Urgent Courses	215	3,699	5.8%	10.9%	10.7%	9.1%
% of FP17s Relating to Free Repair or Replacements	24	3,699	0.6%	0.5%	0.5%	0.8%
% of FP17s Relating to Continuations	31	3,699	0.8%	0.7%	0.7%	0.9%
% of Patients satisfied with the dentistry they have received	1	1	N/A	89.9%	89.1%	92.5%
% of Patients satisfied with the time they had to wait for an appointment	1	1	N/A	79.6%	83.1%	87.0%

* This is based on patients treated on this contract for their most recent course of treatment. Figures in italics indicate the base number of FP17s or Patient Questionnaire responses are less than 100. N/A is shown where the base number of responses is less than 10 during the period. % is calculated as Quantity/Base number*100

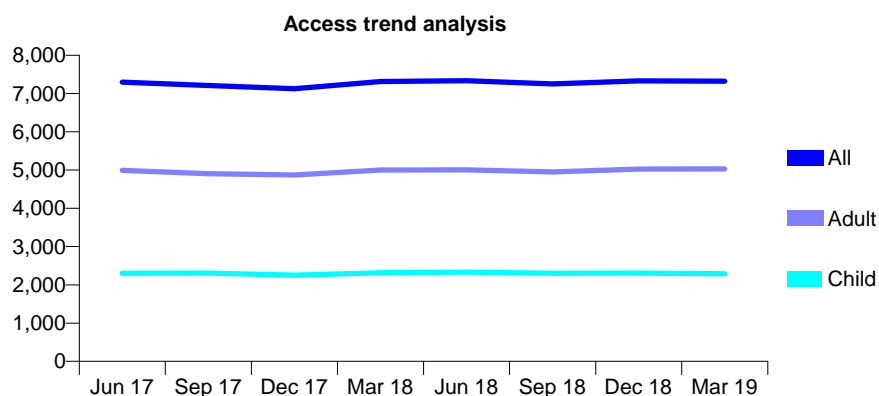
Q61 - Vital Signs At a Glance Contract Report for 110582/0001 - Year end March 2019

Name or company name	MR S DARVISH-KOJOURI
Contract type name	GDS Contract
Purpose of contract	General
Contract start date	01/06/2013
Contract end date	

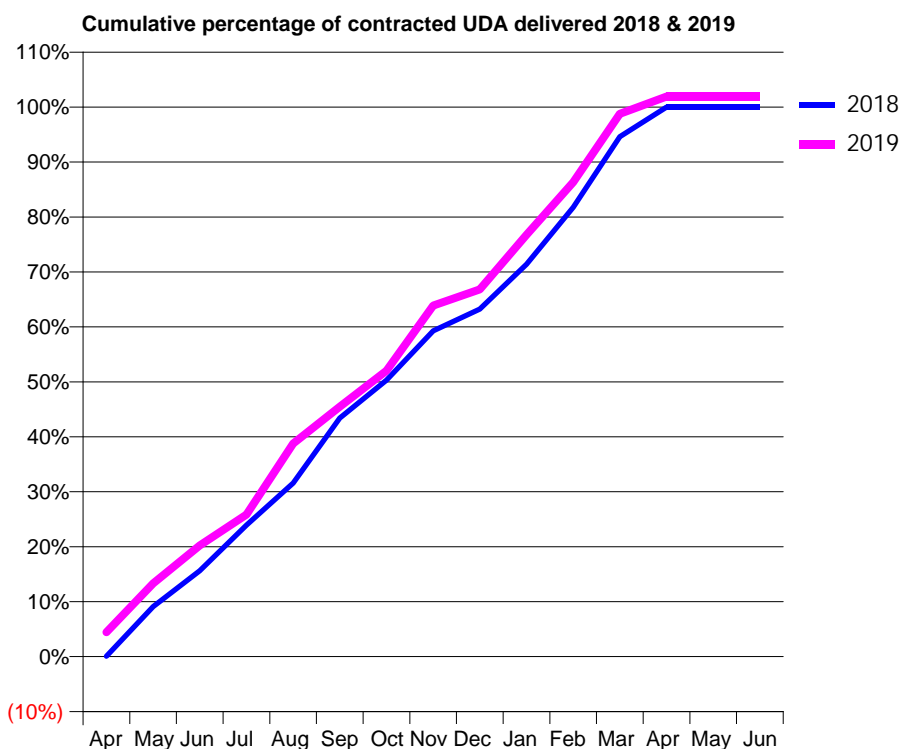
18/19 Contracted general activity (UDA)	21,262
Carry forward general activity (UDA)	-2
18/19 Contracted orthodontic activity (UOA)	0
Carry forward orthodontic activity (UOA)	0
Baseline contract value	£624,631.70

ACCESS*

Patients seen in 24 months	Total	Change since previous quarter
Quarter ending March 2018	7,314	
Quarter ending June 2018	7,337	→
Quarter ending September 2018	7,252	↓
Quarter ending December 2018	7,330	→
Quarter ending March 2019	7,323	→
Variance since March 2018	0.1%	→



ACTIVITY



Month	Adjusted Scheduled Activity (UDA)	
	2018	2019
April	17	945
May	1,937	2,838
June	3,322	4,299
July	5,087	5,496
August	6,714	8,247
September	9,227	9,664
October	10,696	11,060
November	12,604	13,584
December	13,445	14,205
January	15,181	16,316
February	17,387	18,357
March	20,115	20,995
April	21,263	21,667
May	21,263	21,666
June	21,263	21,666

QUALITY

	Quantity	Base Number	Contract	AT	Region	England
% of FP17s for the same patient ID Re-attending within 3 months - Children	247	2,691	9.2%	10.7%	11.9%	11.8%
% of FP17s for the same patient ID Re-attending within 3 months - Adults	842	5,299	15.9%	16.1%	16.9%	15.7%
% of FP17s for the same patient ID Re-attending between 3 & 9 months - Children	1,197	2,691	44.5%	45.1%	48.9%	58.9%
% of FP17s for the same patient ID Re-attending between 3 & 9 months - Adults	1,992	5,299	37.6%	36.9%	38.9%	50.8%
% of FP17s for Band 1 Urgent Courses	1,072	7,935	13.5%	10.9%	10.7%	9.1%
% of FP17s Relating to Free Repair or Replacements	28	7,935	0.4%	0.5%	0.5%	0.8%
% of FP17s Relating to Continuations	127	7,935	1.6%	0.7%	0.7%	0.9%
% of Patients satisfied with the dentistry they have received	1	1	N/A	89.9%	89.1%	92.5%
% of Patients satisfied with the time they had to wait for an appointment	1	1	N/A	79.6%	83.1%	87.0%

* This is based on patients treated on this contract for their most recent course of treatment. Figures in italics indicate the base number of FP17s or Patient Questionnaire responses are less than 100. N/A is shown where the base number of responses is less than 10 during the period. % is calculated as Quantity/Base number*100

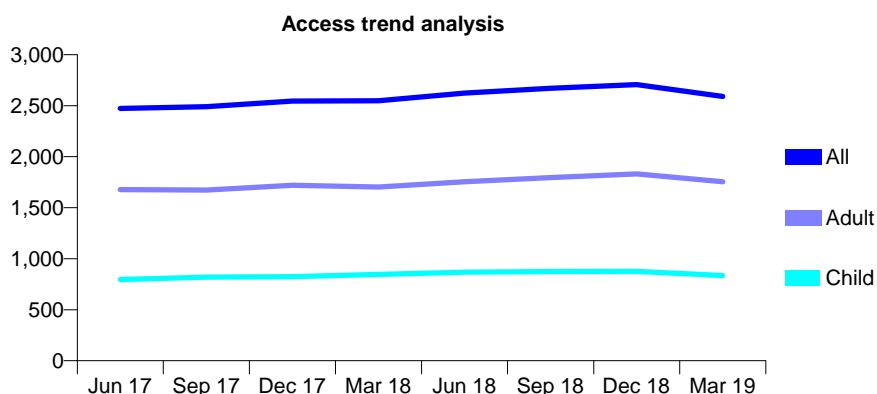
Q61 - Vital Signs At a Glance Contract Report for 110981/0001 - Year end March 2019

Name or company name	Wellesley House Dental Practice Ltd
Contract type name	GDS Contract
Purpose of contract	General
Contract start date	01/06/2011
Contract end date	

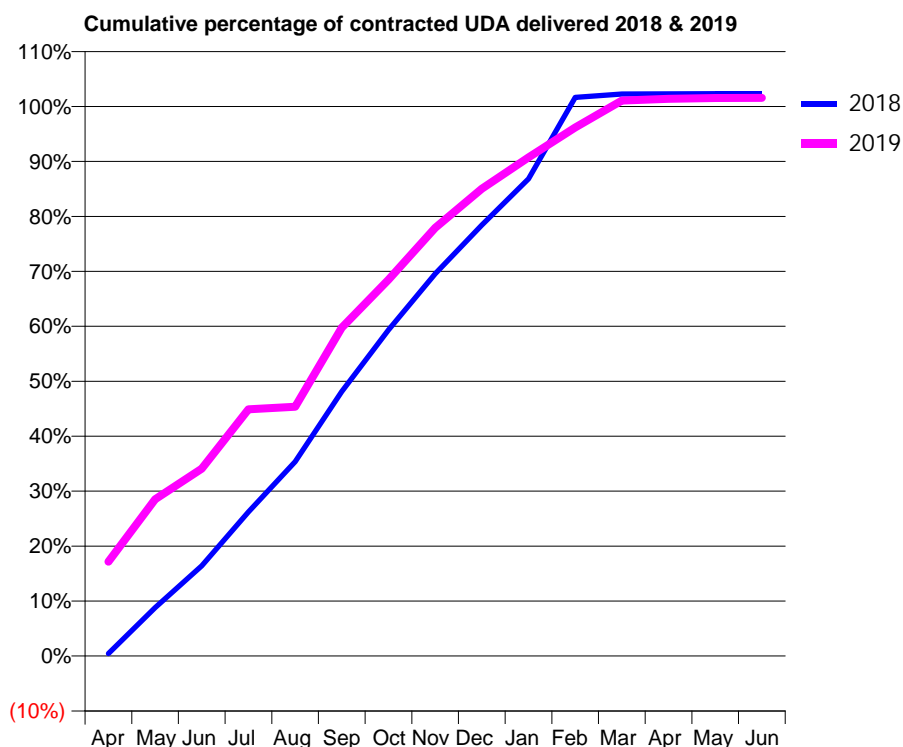
18/19 Contracted general activity (UDA)	10,303
Carry forward general activity (UDA)	-206
18/19 Contracted orthodontic activity (UOA)	0
Carry forward orthodontic activity (UOA)	0
Baseline contract value	£341,646.19

ACCESS*

Patients seen in 24 months	Total	Change since previous quarter
Quarter ending March 2018	2,549	
Quarter ending June 2018	2,623	↑
Quarter ending September 2018	2,671	→
Quarter ending December 2018	2,707	→
Quarter ending March 2019	2,590	↓
Variance since March 2018	1.6%	→



ACTIVITY



Month	Adjusted Scheduled Activity (UDA)	
	2018	2019
April	46	1,769
May	909	2,939
June	1,692	3,512
July	2,703	4,626
August	3,644	4,674
September	4,960	6,155
October	6,114	7,057
November	7,167	8,027
December	8,079	8,759
January	8,944	9,348
February	10,472	9,911
March	10,538	10,412
April	10,541	10,448
May	10,543	10,461
June	10,543	10,464

QUALITY

	Quantity	Base Number	Contract	AT	Region	England
% of FP17s for the same patient ID Re-attending within 3 months - Children	184	1,217	15.1%	10.7%	11.9%	11.8%
% of FP17s for the same patient ID Re-attending within 3 months - Adults	390	2,008	19.4%	16.1%	16.9%	15.7%
% of FP17s for the same patient ID Re-attending between 3 & 9 months - Children	607	1,217	49.9%	45.1%	48.9%	58.9%
% of FP17s for the same patient ID Re-attending between 3 & 9 months - Adults	766	2,008	38.1%	36.9%	38.9%	50.8%
% of FP17s for Band 1 Urgent Courses	165	3,250	5.1%	10.9%	10.7%	9.1%
% of FP17s Relating to Free Repair or Replacements	50	3,250	1.5%	0.5%	0.5%	0.8%
% of FP17s Relating to Continuations	43	3,250	1.3%	0.7%	0.7%	0.9%
% of Patients satisfied with the dentistry they have received	2	2	N/A	89.9%	89.1%	92.5%
% of Patients satisfied with the time they had to wait for an appointment	1	2	N/A	79.6%	83.1%	87.0%

* This is based on patients treated on this contract for their most recent course of treatment. Figures in italics indicate the base number of FP17s or Patient Questionnaire responses are less than 100. N/A is shown where the base number of responses is less than 10 during the period. % is calculated as Quantity/Base number*100

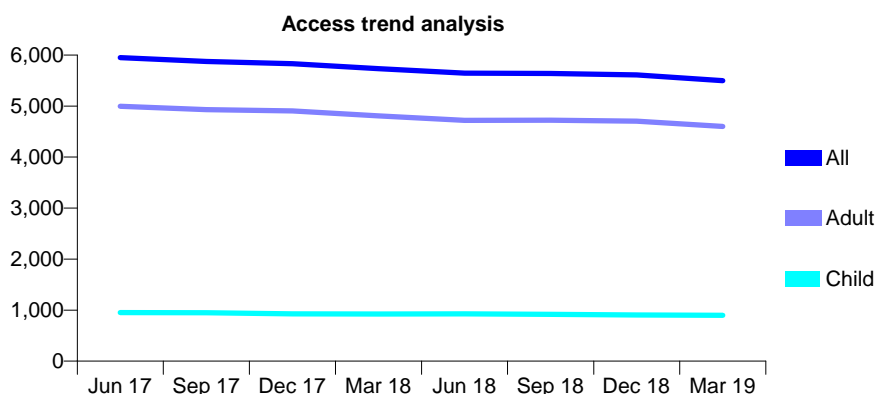
Q61 - Vital Signs At a Glance Contract Report for 111007/0001 - Year end March 2019

Name or company name	Camden Dental Centre
Contract type name	GDS Contract
Purpose of contract	General
Contract start date	01/06/2010
Contract end date	

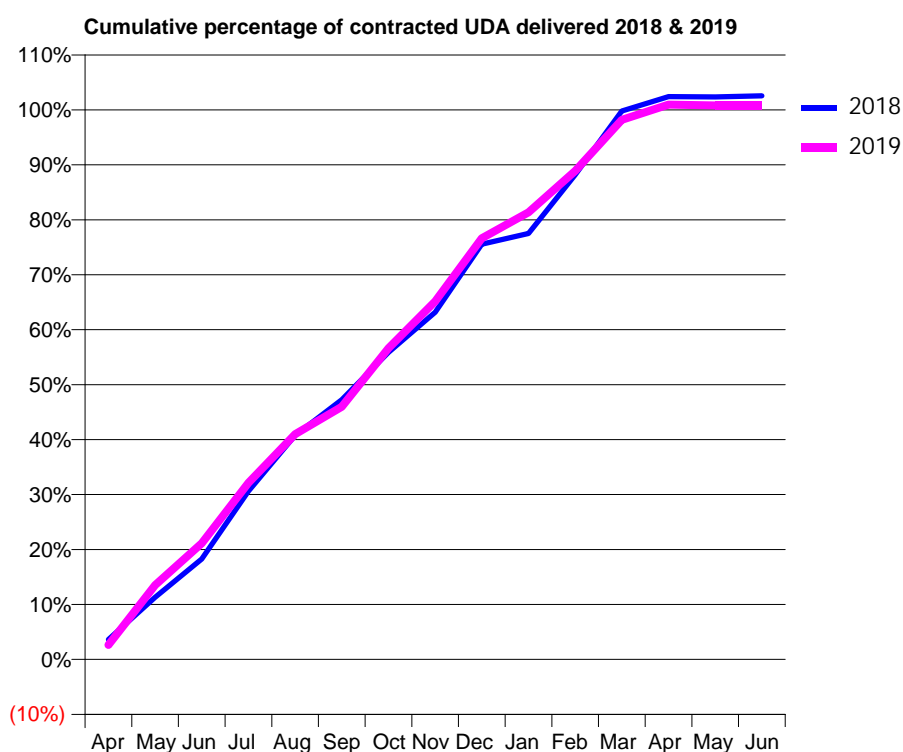
18/19 Contracted general activity (UDA)	20,108
Carry forward general activity (UDA)	-402
18/19 Contracted orthodontic activity (UOA)	0
Carry forward orthodontic activity (UOA)	0
Baseline contract value	£578,564.52

ACCESS*

Patients seen in 24 months	Total	Change since previous quarter
Quarter ending March 2018	5,731	
Quarter ending June 2018	5,646	↓
Quarter ending September 2018	5,640	→
Quarter ending December 2018	5,611	→
Quarter ending March 2019	5,499	↓
Variance since March 2018	(4.0%)	↓



ACTIVITY



Month	Adjusted Scheduled Activity (UDA)	
	2018	2019
April	728	532
May	2,278	2,722
June	3,676	4,246
July	6,156	6,462
August	8,200	8,246
September	9,502	9,245
October	11,234	11,388
November	12,705	13,104
December	15,194	15,414
January	15,581	16,357
February	17,734	17,874
March	20,066	19,742
April	20,587	20,296
May	20,580	20,274
June	20,620	20,273

QUALITY

	Quantity	Base Number	Contract	AT	Region	England
% of FP17s for the same patient ID Re-attending within 3 months - Children	84	1,015	8.3%	10.7%	11.9%	11.8%
% of FP17s for the same patient ID Re-attending within 3 months - Adults	639	4,652	13.7%	16.1%	16.9%	15.7%
% of FP17s for the same patient ID Re-attending between 3 & 9 months - Children	359	1,015	35.4%	45.1%	48.9%	58.9%
% of FP17s for the same patient ID Re-attending between 3 & 9 months - Adults	1,554	4,652	33.4%	36.9%	38.9%	50.8%
% of FP17s for Band 1 Urgent Courses	864	5,622	15.4%	10.9%	10.7%	9.1%
% of FP17s Relating to Free Repair or Replacements	77	5,622	1.4%	0.5%	0.5%	0.8%
% of FP17s Relating to Continuations	6	5,622	0.1%	0.7%	0.7%	0.9%
% of Patients satisfied with the dentistry they have received	0	0	N/A	89.9%	89.1%	92.5%
% of Patients satisfied with the time they had to wait for an appointment	0	0	N/A	79.6%	83.1%	87.0%

* This is based on patients treated on this contract for their most recent course of treatment. Figures in italics indicate the base number of FP17s or Patient Questionnaire responses are less than 100. N/A is shown where the base number of responses is less than 10 during the period. % is calculated as Quantity/Base number*100

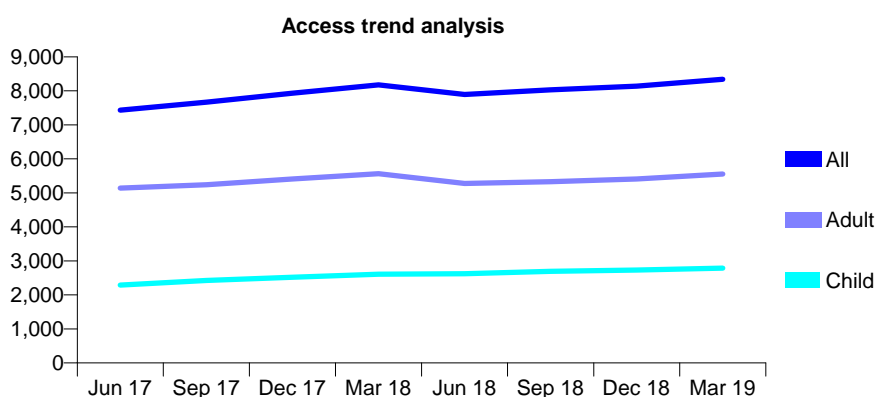
Q61 - Vital Signs At a Glance Contract Report for 11171/0001 - Year end March 2019

Name or company name	Gale Street Limited
Contract type name	GDS Contract
Purpose of contract	General
Contract start date	01/08/2011
Contract end date	

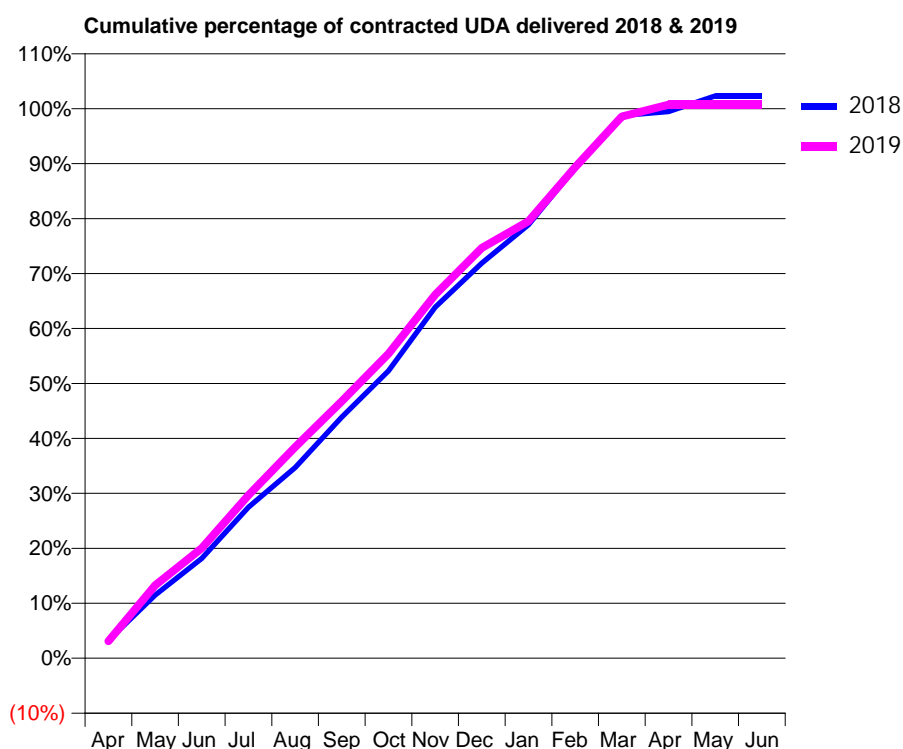
18/19 Contracted general activity (UDA)	24,275
Carry forward general activity (UDA)	-435
18/19 Contracted orthodontic activity (UOA)	0
Carry forward orthodontic activity (UOA)	0
Baseline contract value	£795,903.91

ACCESS*

Patients seen in 24 months	Total	Change since previous quarter
Quarter ending March 2018	8,179	
Quarter ending June 2018	7,898	↓
Quarter ending September 2018	8,029	→
Quarter ending December 2018	8,141	→
Quarter ending March 2019	8,342	↑
Variance since March 2018	2.0%	→



ACTIVITY



Month	2018	2019
April	795	753
May	2,790	3,217
June	4,408	4,862
July	6,672	7,199
August	8,429	9,325
September	10,654	11,351
October	12,690	13,451
November	15,507	16,057
December	17,453	18,123
January	19,146	19,299
February	21,665	21,694
March	23,967	23,926
April	24,142	24,448
May	24,836	24,451
June	24,836	24,451

QUALITY

	Quantity	Base Number	Contract	AT	Region	England
% of FP17s for the same patient ID Re-attending within 3 months - Children	228	2,784	8.2%	10.7%	11.9%	11.8%
% of FP17s for the same patient ID Re-attending within 3 months - Adults	998	5,470	18.2%	16.1%	16.9%	15.7%
% of FP17s for the same patient ID Re-attending between 3 & 9 months - Children	805	2,784	28.9%	45.1%	48.9%	58.9%
% of FP17s for the same patient ID Re-attending between 3 & 9 months - Adults	1,393	5,470	25.5%	36.9%	38.9%	50.8%
% of FP17s for Band 1 Urgent Courses	919	8,194	11.2%	10.9%	10.7%	9.1%
% of FP17s Relating to Free Repair or Replacements	101	8,194	1.2%	0.5%	0.5%	0.8%
% of FP17s Relating to Continuations	206	8,194	2.5%	0.7%	0.7%	0.9%
% of Patients satisfied with the dentistry they have received	2	2	N/A	89.9%	89.1%	92.5%
% of Patients satisfied with the time they had to wait for an appointment	0	2	N/A	79.6%	83.1%	87.0%

* This is based on patients treated on this contract for their most recent course of treatment.

Figures in italics indicate the base number of FP17s or Patient Questionnaire responses are less than 100. N/A is shown where the base number of responses is less than 10 during the period. % is calculated as Quantity/Base number*100

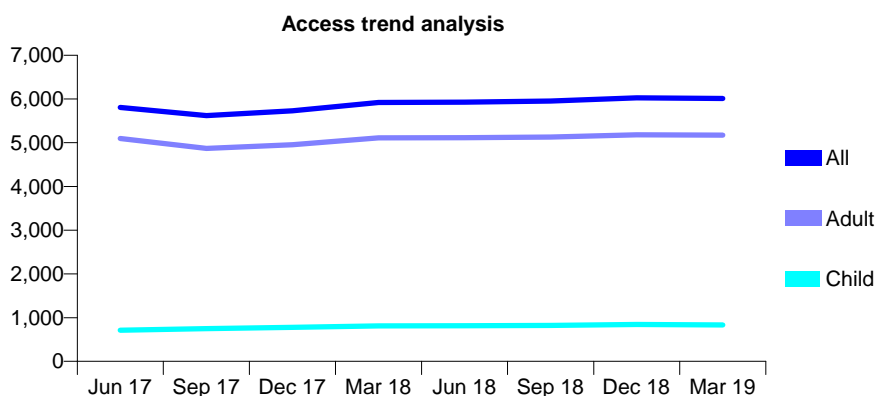
Q61 - Vital Signs At a Glance Contract Report for 113247/0001 - Year end March 2019

Name or company name	Chalton Street Dental
Contract type name	GDS Contract
Purpose of contract	General
Contract start date	01/04/2010
Contract end date	

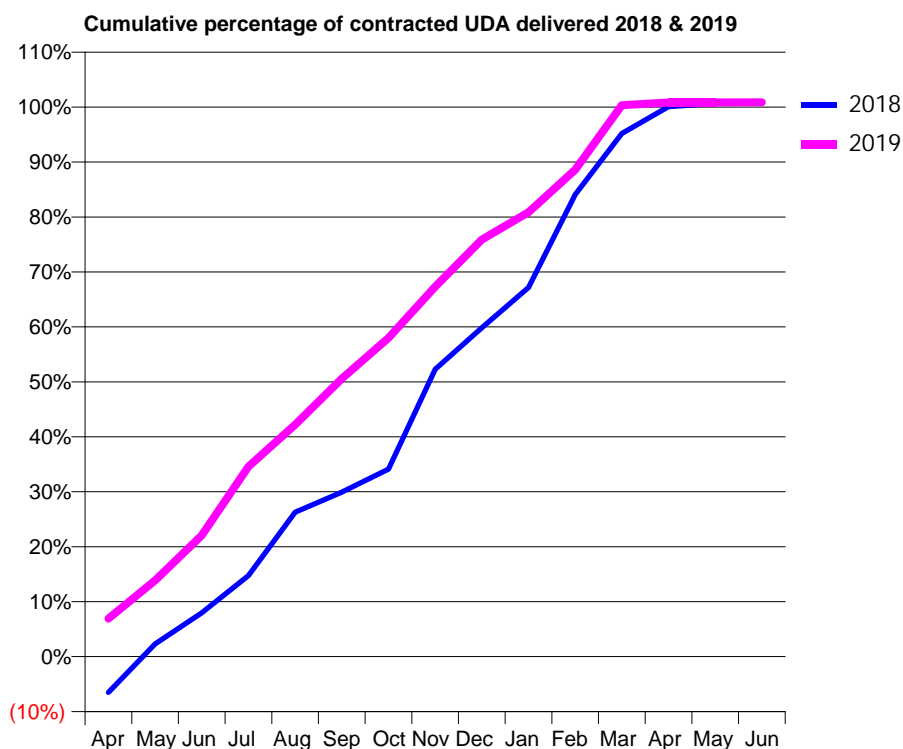
18/19 Contracted general activity (UDA)	14,297
Carry forward general activity (UDA)	-124
18/19 Contracted orthodontic activity (UOA)	0
Carry forward orthodontic activity (UOA)	0
Baseline contract value	£387,509.14

ACCESS*

Patients seen in 24 months	Total	Change since previous quarter
Quarter ending March 2018	5,921	
Quarter ending June 2018	5,929	→
Quarter ending September 2018	5,951	→
Quarter ending December 2018	6,024	→
Quarter ending March 2019	6,009	→
Variance since March 2018	1.5%	→



ACTIVITY



Month	Adjusted Scheduled Activity (UDA)	
	2018	2019
April	-933	989
May	331	1,987
June	1,140	3,155
July	2,111	4,946
August	3,759	6,034
September	4,280	7,232
October	4,881	8,294
November	7,474	9,623
December	8,553	10,847
January	9,604	11,561
February	12,024	12,670
March	13,610	14,343
April	14,306	14,417
May	14,394	14,419
June	14,421	14,422

QUALITY

	Quantity	Base Number	Contract	AT	Region	England
% of FP17s for the same patient ID Re-attending within 3 months - Children	126	1,230	10.2%	10.7%	11.9%	11.8%
% of FP17s for the same patient ID Re-attending within 3 months - Adults	631	5,616	11.2%	16.1%	16.9%	15.7%
% of FP17s for the same patient ID Re-attending between 3 & 9 months - Children	656	1,230	53.3%	45.1%	48.9%	58.9%
% of FP17s for the same patient ID Re-attending between 3 & 9 months - Adults	2,297	5,616	40.9%	36.9%	38.9%	50.8%
% of FP17s for Band 1 Urgent Courses	589	6,485	9.1%	10.9%	10.7%	9.1%
% of FP17s Relating to Free Repair or Replacements	38	6,485	0.6%	0.5%	0.5%	0.8%
% of FP17s Relating to Continuations	6	6,485	0.1%	0.7%	0.7%	0.9%
% of Patients satisfied with the dentistry they have received	0	0	N/A	89.9%	89.1%	92.5%
% of Patients satisfied with the time they had to wait for an appointment	0	0	N/A	79.6%	83.1%	87.0%

* This is based on patients treated on this contract for their most recent course of treatment. Figures in italics indicate the base number of FP17s or Patient Questionnaire responses are less than 100. N/A is shown where the base number of responses is less than 10 during the period. % is calculated as Quantity/Base number*100

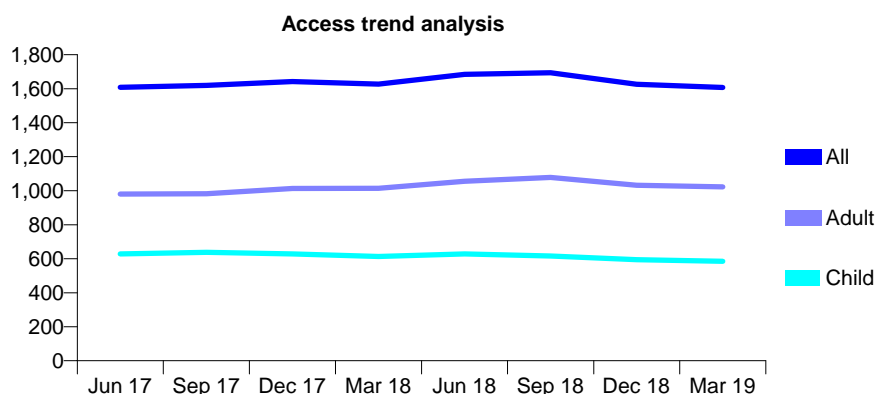
Q61 - Vital Signs At a Glance Contract Report for 114723/0001 - Year end March 2019

Name or company name	Romford Road Dental Centre
Contract type name	GDS Contract
Purpose of contract	General
Contract start date	01/01/2011
Contract end date	

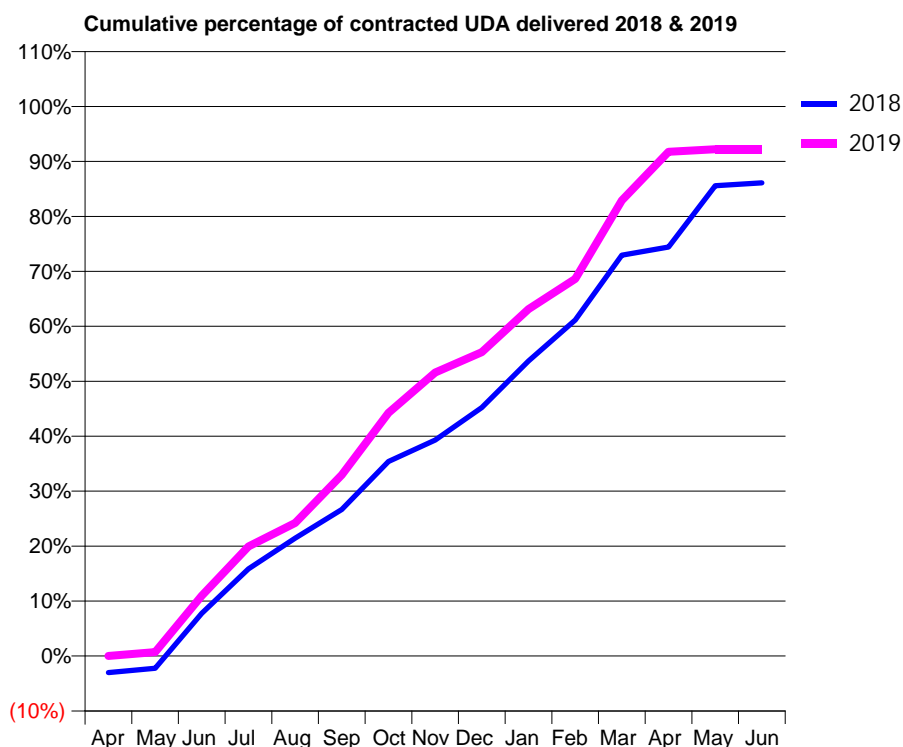
18/19 Contracted general activity (UDA)	5,482
Carry forward general activity (UDA)	0
18/19 Contracted orthodontic activity (UOA)	0
Carry forward orthodontic activity (UOA)	0
Baseline contract value	£151,048.86

ACCESS*

Patients seen in 24 months	Total	Change since previous quarter
Quarter ending March 2018	1,627	
Quarter ending June 2018	1,684	↑
Quarter ending September 2018	1,694	→
Quarter ending December 2018	1,626	↓
Quarter ending March 2019	1,607	↓
Variance since March 2018	(1.2%)	↓



ACTIVITY



Month	Adjusted Scheduled Activity (UDA)	
	2018	2019
April	-167	0
May	-122	40
June	426	602
July	870	1,093
August	1,177	1,328
September	1,461	1,805
October	1,940	2,426
November	2,154	2,827
December	2,479	3,032
January	2,943	3,461
February	3,352	3,763
March	3,998	4,544
April	4,079	5,030
May	4,691	5,055
June	4,719	5,055

QUALITY

	Quantity	Base Number	Contract	AT	Region	England
% of FP17s for the same patient ID Re-attending within 3 months - Children	41	513	8.0%	10.7%	11.9%	11.8%
% of FP17s for the same patient ID Re-attending within 3 months - Adults	111	869	12.8%	16.1%	16.9%	15.7%
% of FP17s for the same patient ID Re-attending between 3 & 9 months - Children	105	513	20.5%	45.1%	48.9%	58.9%
% of FP17s for the same patient ID Re-attending between 3 & 9 months - Adults	145	869	16.7%	36.9%	38.9%	50.8%
% of FP17s for Band 1 Urgent Courses	154	1,305	11.8%	10.9%	10.7%	9.1%
% of FP17s Relating to Free Repair or Replacements	3	1,305	0.2%	0.5%	0.5%	0.8%
% of FP17s Relating to Continuations	0	1,305	0.0%	0.7%	0.7%	0.9%
% of Patients satisfied with the dentistry they have received	1	1	N/A	89.9%	89.1%	92.5%
% of Patients satisfied with the time they had to wait for an appointment	1	1	N/A	79.6%	83.1%	87.0%

* This is based on patients treated on this contract for their most recent course of treatment. Figures in italics indicate the base number of FP17s or Patient Questionnaire responses are less than 100. N/A is shown where the base number of responses is less than 10 during the period. % is calculated as Quantity/Base number*100

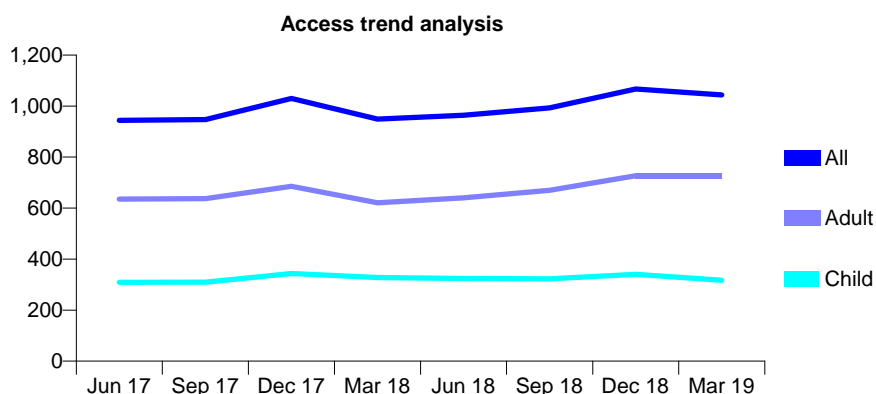
Q61 - Vital Signs At a Glance Contract Report for 115398/0001 - Year end March 2019

Name or company name	Mrs S Hossein Pour Tehrani, Mr P Negahbadi
Contract type name	GDS Contract
Purpose of contract	General
Contract start date	04/09/2013
Contract end date	

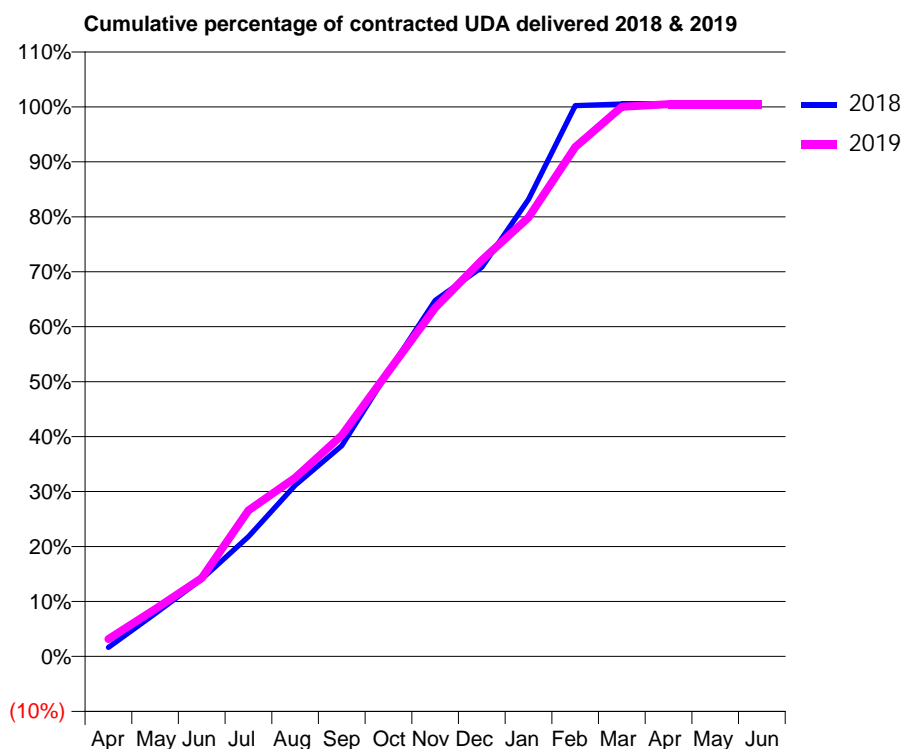
18/19 Contracted general activity (UDA)	3,202
Carry forward general activity (UDA)	-17
18/19 Contracted orthodontic activity (UOA)	0
Carry forward orthodontic activity (UOA)	0
Baseline contract value	£86,266.46

ACCESS*

Patients seen in 24 months	Total	Change since previous quarter
Quarter ending March 2018	949	
Quarter ending June 2018	964	→
Quarter ending September 2018	993	↑
Quarter ending December 2018	1,067	↑
Quarter ending March 2019	1,044	↓
Variance since March 2018	10.0%	↑



ACTIVITY



Month	Adjusted Scheduled Activity (UDA)	
	2018	2019
April	53	102
May	250	276
June	451	457
July	698	852
August	997	1,041
September	1,228	1,288
October	1,660	1,660
November	2,074	2,032
December	2,267	2,308
January	2,662	2,558
February	3,210	2,968
March	3,218	3,203
April	3,219	3,217
May	3,219	3,217
June	3,219	3,217

QUALITY

	Quantity	Base Number	Contract	AT	Region	England
% of FP17s for the same patient ID Re-attending within 3 months - Children	13	397	3.3%	10.7%	11.9%	11.8%
% of FP17s for the same patient ID Re-attending within 3 months - Adults	54	771	7.0%	16.1%	16.9%	15.7%
% of FP17s for the same patient ID Re-attending between 3 & 9 months - Children	162	397	40.8%	45.1%	48.9%	58.9%
% of FP17s for the same patient ID Re-attending between 3 & 9 months - Adults	227	771	29.4%	36.9%	38.9%	50.8%
% of FP17s for Band 1 Urgent Courses	172	1,167	14.7%	10.9%	10.7%	9.1%
% of FP17s Relating to Free Repair or Replacements	0	1,167	0.0%	0.5%	0.5%	0.8%
% of FP17s Relating to Continuations	0	1,167	0.0%	0.7%	0.7%	0.9%
% of Patients satisfied with the dentistry they have received	0	0	N/A	89.9%	89.1%	92.5%
% of Patients satisfied with the time they had to wait for an appointment	0	0	N/A	79.6%	83.1%	87.0%

* This is based on patients treated on this contract for their most recent course of treatment. Figures in italics indicate the base number of FP17s or Patient Questionnaire responses are less than 100. N/A is shown where the base number of responses is less than 10 during the period. % is calculated as Quantity/Base number*100

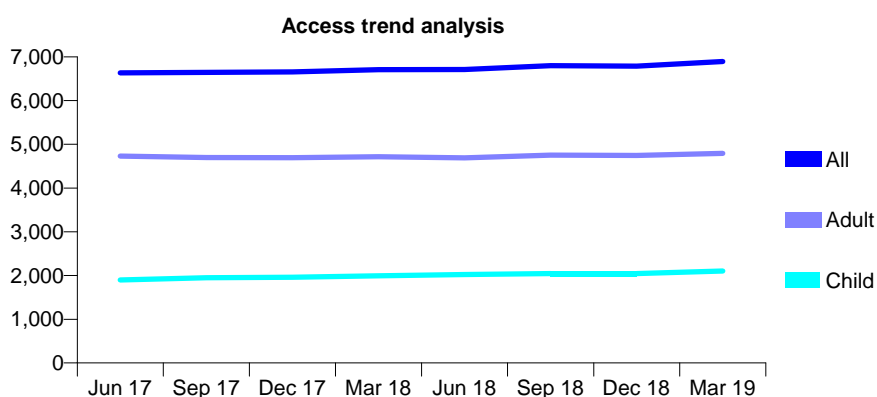
Q61 - Vital Signs At a Glance Contract Report for 117021/0001 - Year end March 2019

Name or company name	N12 Dental Care
Contract type name	GDS Contract
Purpose of contract	General
Contract start date	01/11/2007
Contract end date	

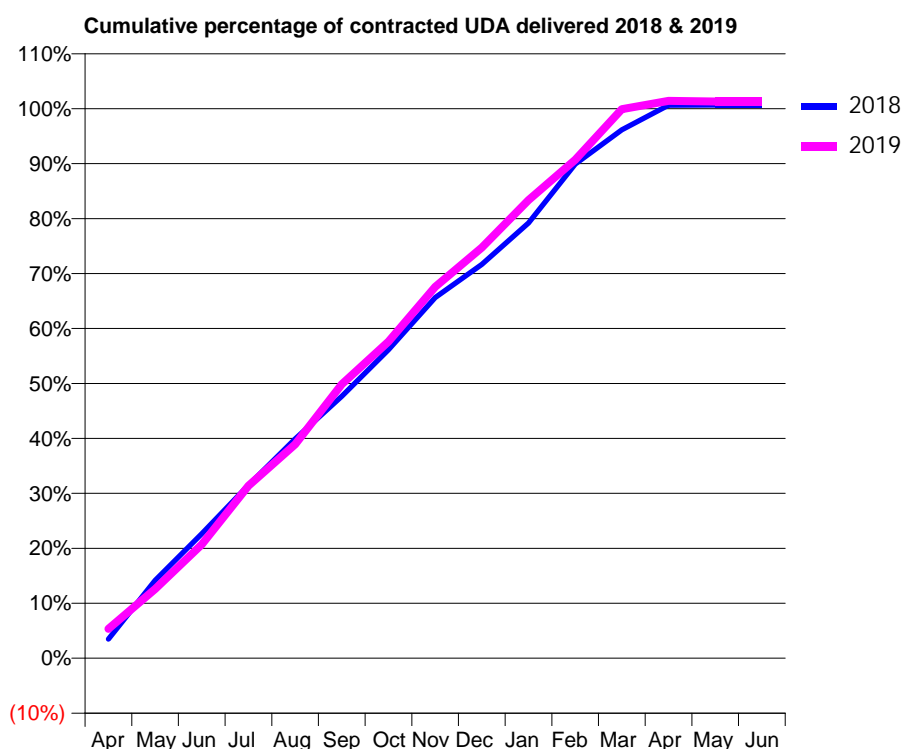
18/19 Contracted general activity (UDA)	17,477
Carry forward general activity (UDA)	-118
18/19 Contracted orthodontic activity (UOA)	0
Carry forward orthodontic activity (UOA)	0
Baseline contract value	£440,767.93

ACCESS*

Patients seen in 24 months	Total	Change since previous quarter
Quarter ending March 2018	6,709	
Quarter ending June 2018	6,712	→
Quarter ending September 2018	6,800	→
Quarter ending December 2018	6,787	→
Quarter ending March 2019	6,894	→
Variance since March 2018	2.8%	↑



ACTIVITY



Month	Adjusted Scheduled Activity (UDA)	
	2018	2019
April	610	936
May	2,474	2,202
June	3,958	3,616
July	5,502	5,488
August	6,973	6,802
September	8,328	8,715
October	9,812	10,069
November	11,472	11,808
December	12,521	13,058
January	13,841	14,572
February	15,715	15,852
March	16,807	17,460
April	17,588	17,728
May	17,595	17,704
June	17,595	17,704

QUALITY

	Quantity	Base Number	Contract	AT	Region	England
% of FP17s for the same patient ID Re-attending within 3 months - Children	158	2,549	6.2%	10.7%	11.9%	11.8%
% of FP17s for the same patient ID Re-attending within 3 months - Adults	533	4,985	10.7%	16.1%	16.9%	15.7%
% of FP17s for the same patient ID Re-attending between 3 & 9 months - Children	1,117	2,549	43.8%	45.1%	48.9%	58.9%
% of FP17s for the same patient ID Re-attending between 3 & 9 months - Adults	1,804	4,985	36.2%	36.9%	38.9%	50.8%
% of FP17s for Band 1 Urgent Courses	839	7,384	11.4%	10.9%	10.7%	9.1%
% of FP17s Relating to Free Repair or Replacements	0	7,384	0.0%	0.5%	0.5%	0.8%
% of FP17s Relating to Continuations	30	7,384	0.4%	0.7%	0.7%	0.9%
% of Patients satisfied with the dentistry they have received	3	3	N/A	89.9%	89.1%	92.5%
% of Patients satisfied with the time they had to wait for an appointment	3	3	N/A	79.6%	83.1%	87.0%

* This is based on patients treated on this contract for their most recent course of treatment.

Figures in italics indicate the base number of FP17s or Patient Questionnaire responses are less than 100. N/A is shown where the base number of responses is less than 10 during the period. % is calculated as Quantity/Base number*100

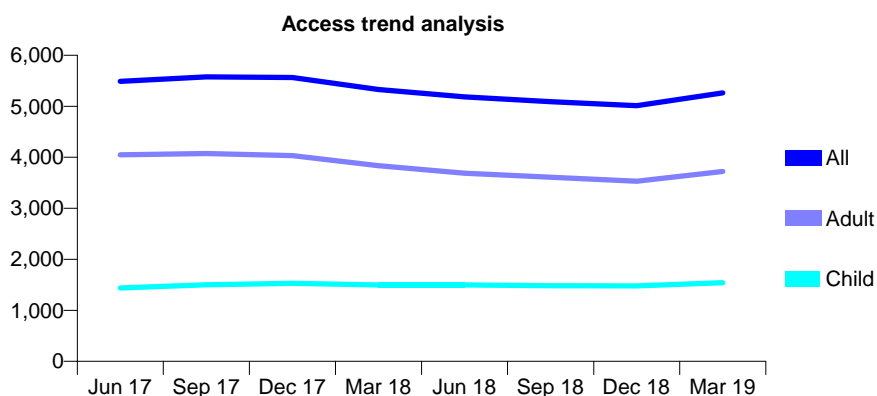
Q61 - Vital Signs At a Glance Contract Report for 117439/0001 - Year end March 2019

Name or company name	Wapping Dental Centre
Contract type name	GDS Contract
Purpose of contract	General
Contract start date	01/04/2013
Contract end date	

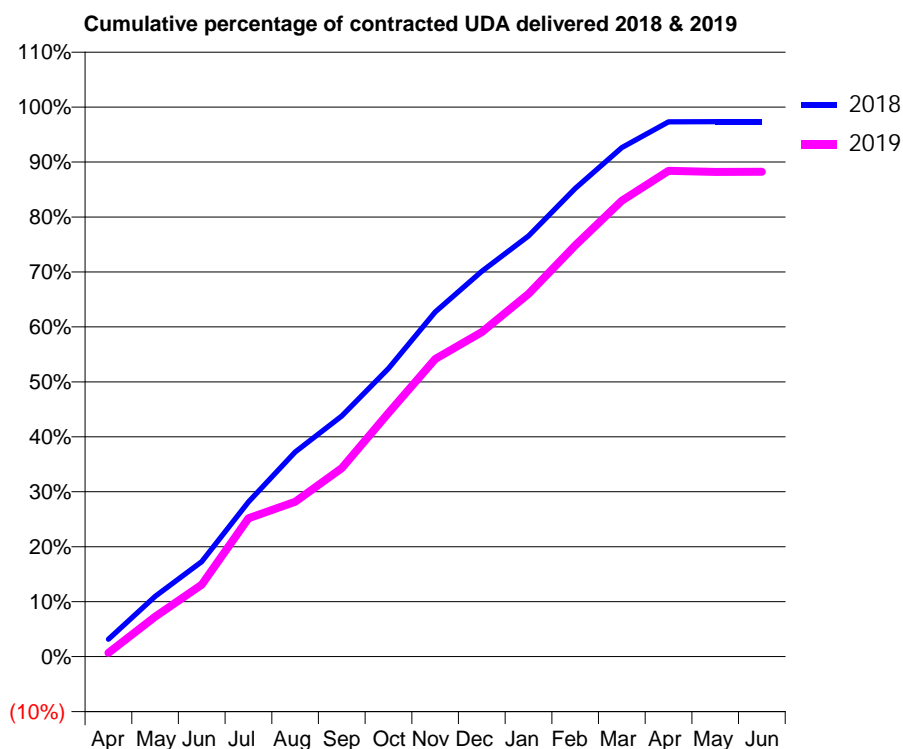
18/19 Contracted general activity (UDA)	14,000
Carry forward general activity (UDA)	371
18/19 Contracted orthodontic activity (UOA)	0
Carry forward orthodontic activity (UOA)	0
Baseline contract value	£480,967.95

ACCESS*

Patients seen in 24 months	Total	Change since previous quarter
Quarter ending March 2018	5,329	
Quarter ending June 2018	5,184	↓
Quarter ending September 2018	5,091	↓
Quarter ending December 2018	5,010	↓
Quarter ending March 2019	5,264	↑
Variance since March 2018	(1.2%)	↓



ACTIVITY



Month	Adjusted Scheduled Activity (UDA)	
	2018	2019
April	445	96
May	1,537	1,019
June	2,420	1,834
July	3,938	3,524
August	5,213	3,947
September	6,131	4,803
October	7,340	6,210
November	8,780	7,581
December	9,817	8,266
January	10,718	9,242
February	11,926	10,477
March	12,967	11,613
April	13,625	12,375
May	13,629	12,349
June	13,629	12,352

QUALITY

	Quantity	Base Number	Contract	AT	Region	England
% of FP17s for the same patient ID Re-attending within 3 months - Children	105	1,982	5.3%	10.7%	11.9%	11.8%
% of FP17s for the same patient ID Re-attending within 3 months - Adults	584	4,187	13.9%	16.1%	16.9%	15.7%
% of FP17s for the same patient ID Re-attending between 3 & 9 months - Children	1,061	1,982	53.5%	45.1%	48.9%	58.9%
% of FP17s for the same patient ID Re-attending between 3 & 9 months - Adults	1,716	4,187	41.0%	36.9%	38.9%	50.8%
% of FP17s for Band 1 Urgent Courses	672	6,175	10.9%	10.9%	10.7%	9.1%
% of FP17s Relating to Free Repair or Replacements	14	6,175	0.2%	0.5%	0.5%	0.8%
% of FP17s Relating to Continuations	15	6,175	0.2%	0.7%	0.7%	0.9%
% of Patients satisfied with the dentistry they have received	0	0	N/A	89.9%	89.1%	92.5%
% of Patients satisfied with the time they had to wait for an appointment	0	0	N/A	79.6%	83.1%	87.0%

* This is based on patients treated on this contract for their most recent course of treatment. Figures in italics indicate the base number of FP17s or Patient Questionnaire responses are less than 100. N/A is shown where the base number of responses is less than 10 during the period. % is calculated as Quantity/Base number*100

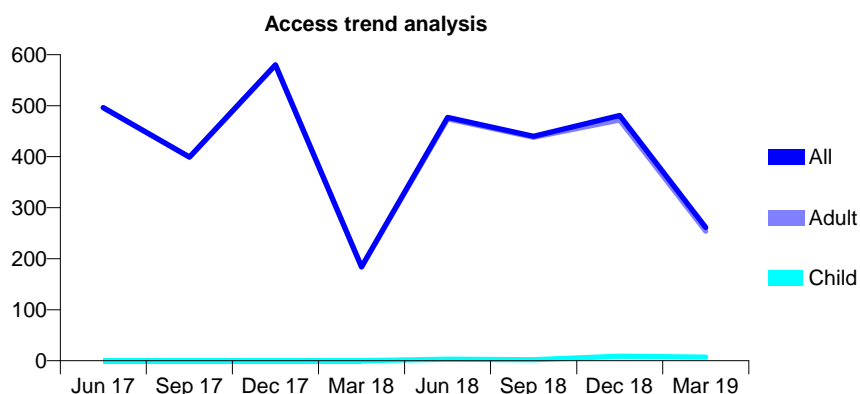
Q61 - Vital Signs At a Glance Contract Report for 118001/0006 - Year end March 2019

Name or company name	Community Dental Service
Contract type name	PDS Contract
Purpose of contract	General
Contract start date	01/04/2014
Contract end date	31/03/2019

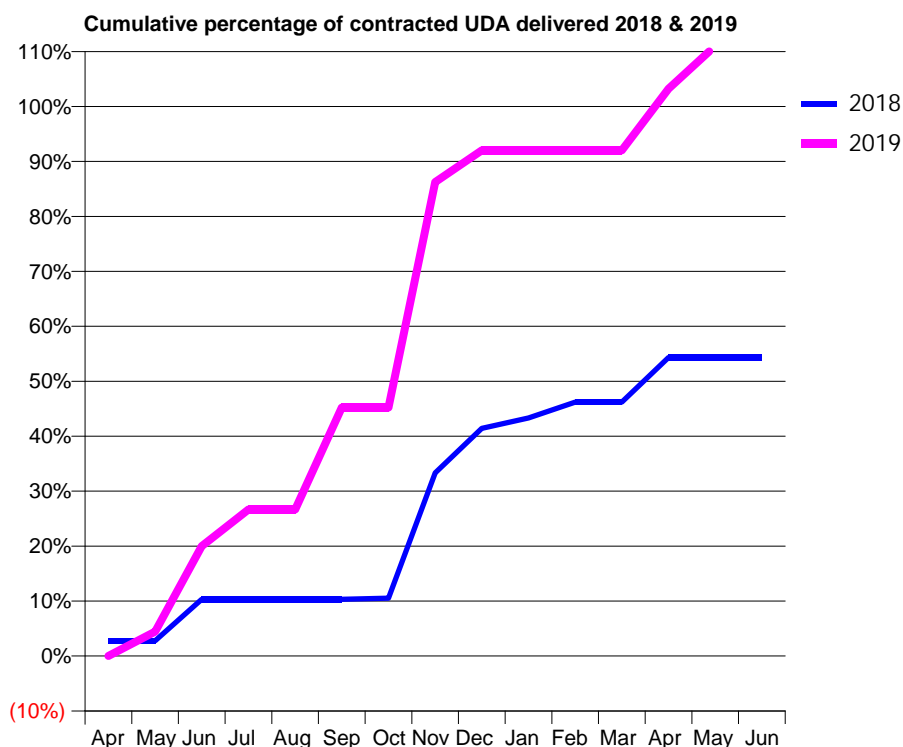
18/19 Contracted general activity (UDA)	900
Carry forward general activity (UDA)	0
18/19 Contracted orthodontic activity (UOA)	0
Carry forward orthodontic activity (UOA)	0
Baseline contract value	£57,577.97

ACCESS*

Patients seen in 24 months	Total	Change since previous quarter
Quarter ending March 2018	184	
Quarter ending June 2018	477	↑
Quarter ending September 2018	440	↓
Quarter ending December 2018	481	↑
Quarter ending March 2019	261	↓
Variance since March 2018	41.8%	↑



ACTIVITY



Month	Adjusted Scheduled Activity (UDA)	
	2018	2019
April	25	0
May	25	40
June	93	180
July	93	240
August	93	240
September	93	407
October	95	407
November	300	776
December	373	828
January	390	828
February	416	828
March	416	828
April	489	929
May	489	999
June	489	999

QUALITY

	Quantity	Base Number	Contract	AT	Region	England
% of FP17s for the same patient ID Re-attending within 3 months - Children	0	14	0.0%	10.7%	11.9%	11.8%
% of FP17s for the same patient ID Re-attending within 3 months - Adults	2	402	0.5%	16.1%	16.9%	15.7%
% of FP17s for the same patient ID Re-attending between 3 & 9 months - Children	0	14	0.0%	45.1%	48.9%	58.9%
% of FP17s for the same patient ID Re-attending between 3 & 9 months - Adults	1	402	0.2%	36.9%	38.9%	50.8%
% of FP17s for Band 1 Urgent Courses	0	431	0.0%	10.9%	10.7%	9.1%
% of FP17s Relating to Free Repair or Replacements	0	431	0.0%	0.5%	0.5%	0.8%
% of FP17s Relating to Continuations	0	431	0.0%	0.7%	0.7%	0.9%
% of Patients satisfied with the dentistry they have received	0	0	N/A	89.9%	89.1%	92.5%
% of Patients satisfied with the time they had to wait for an appointment	0	0	N/A	79.6%	83.1%	87.0%

* This is based on patients treated on this contract for their most recent course of treatment. Figures in italics indicate the base number of FP17s or Patient Questionnaire responses are less than 100. N/A is shown where the base number of responses is less than 10 during the period. % is calculated as Quantity/Base number*100

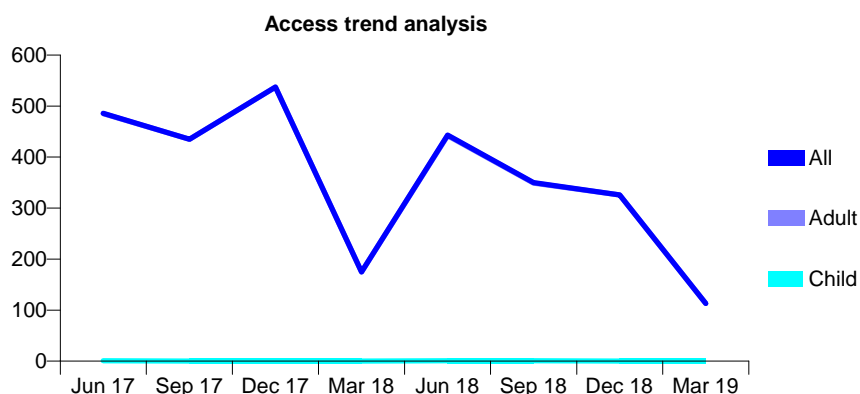
Q61 - Vital Signs At a Glance Contract Report for 118001/0007 - Year end March 2019

Name or company name	Community Dental Service
Contract type name	PDS Contract
Purpose of contract	General
Contract start date	01/04/2014
Contract end date	31/03/2019

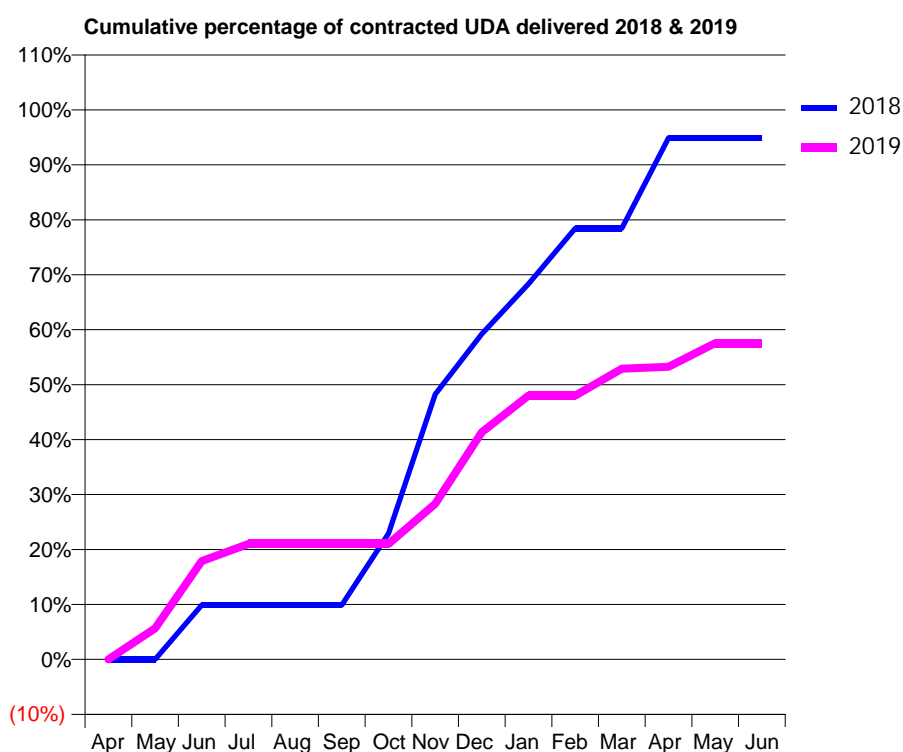
18/19 Contracted general activity (UDA)	900
Carry forward general activity (UDA)	0
18/19 Contracted orthodontic activity (UOA)	0
Carry forward orthodontic activity (UOA)	0
Baseline contract value	£57,577.97

ACCESS*

Patients seen in 24 months	Total	Change since previous quarter
Quarter ending March 2018	175	
Quarter ending June 2018	443	↑
Quarter ending September 2018	350	↓
Quarter ending December 2018	326	↓
Quarter ending March 2019	113	↓
Variance since March 2018	(35.4%)	↓



ACTIVITY



Month	Adjusted Scheduled Activity (UDA)	
	2018	2019
April	0	0
May	0	51
June	89	161
July	89	189
August	89	189
September	89	189
October	206	189
November	434	255
December	533	372
January	615	432
February	706	432
March	706	476
April	854	479
May	854	518
June	854	518

QUALITY

	Quantity	Base Number	Contract	AT	Region	England
% of FP17s for the same patient ID Re-attending within 3 months - Children	0	4	0.0%	10.7%	11.9%	11.8%
% of FP17s for the same patient ID Re-attending within 3 months - Adults	2	248	0.8%	16.1%	16.9%	15.7%
% of FP17s for the same patient ID Re-attending between 3 & 9 months - Children	0	4	0.0%	45.1%	48.9%	58.9%
% of FP17s for the same patient ID Re-attending between 3 & 9 months - Adults	1	248	0.4%	36.9%	38.9%	50.8%
% of FP17s for Band 1 Urgent Courses	1	207	0.5%	10.9%	10.7%	9.1%
% of FP17s Relating to Free Repair or Replacements	0	207	0.0%	0.5%	0.5%	0.8%
% of FP17s Relating to Continuations	0	207	0.0%	0.7%	0.7%	0.9%
% of Patients satisfied with the dentistry they have received	0	0	N/A	89.9%	89.1%	92.5%
% of Patients satisfied with the time they had to wait for an appointment	0	0	N/A	79.6%	83.1%	87.0%

* This is based on patients treated on this contract for their most recent course of treatment. Figures in italics indicate the base number of FP17s or Patient Questionnaire responses are less than 100. N/A is shown where the base number of responses is less than 10 during the period. % is calculated as Quantity/Base number*100

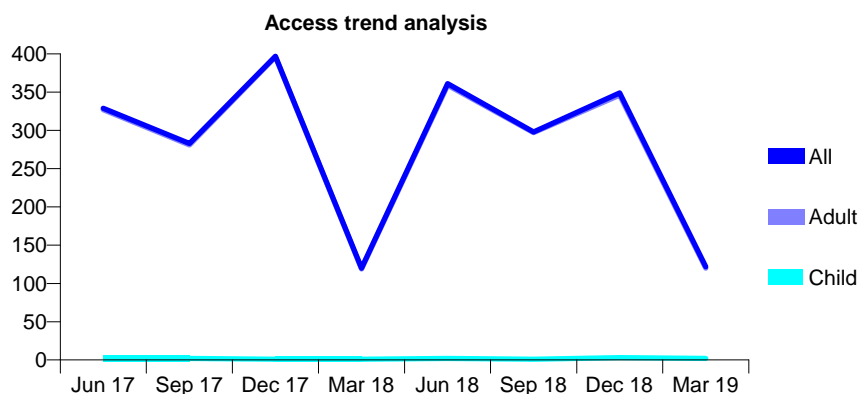
Q61 - Vital Signs At a Glance Contract Report for 118001/0008 - Year end March 2019

Name or company name	Community Dental Service
Contract type name	PDS Contract
Purpose of contract	General
Contract start date	01/04/2014
Contract end date	31/03/2019

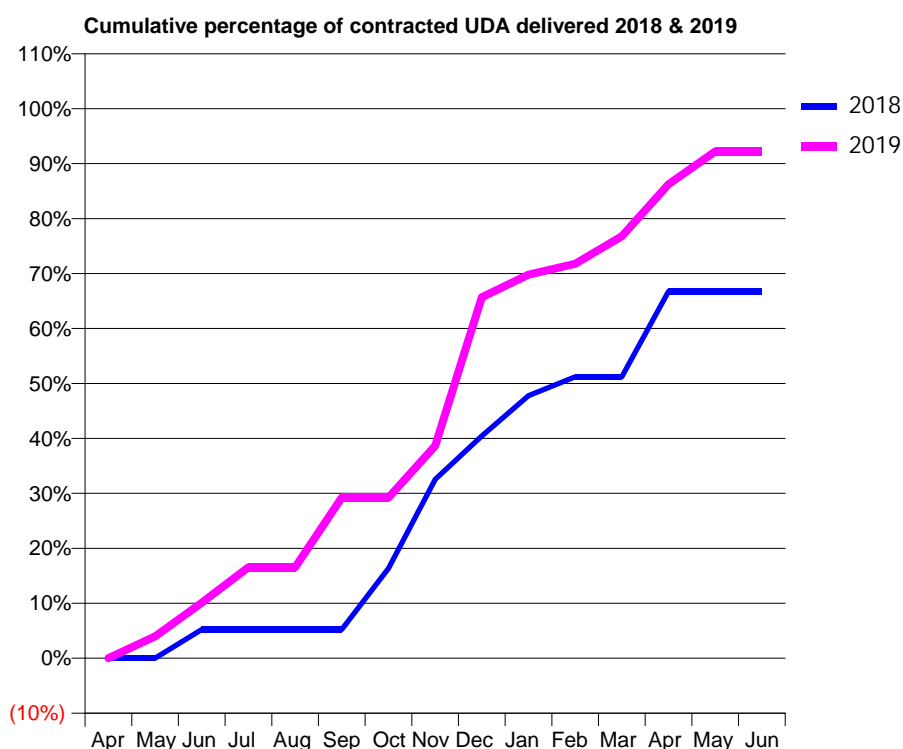
18/19 Contracted general activity (UDA)	900
Carry forward general activity (UDA)	0
18/19 Contracted orthodontic activity (UOA)	0
Carry forward orthodontic activity (UOA)	0
Baseline contract value	£57,577.97

ACCESS*

Patients seen in 24 months	Total	Change since previous quarter
Quarter ending March 2018	120	
Quarter ending June 2018	361	↑
Quarter ending September 2018	298	↓
Quarter ending December 2018	349	↑
Quarter ending March 2019	122	↓
Variance since March 2018	1.7%	→



ACTIVITY



Month	Adjusted Scheduled Activity (UDA)	
	2018	2019
April	0	0
May	0	36
June	47	91
July	47	149
August	47	149
September	47	263
October	147	263
November	293	348
December	364	591
January	430	628
February	461	646
March	461	691
April	601	776
May	601	830
June	601	830

QUALITY

	Quantity	Base Number	Contract	AT	Region	England
% of FP17s for the same patient ID Re-attending within 3 months - Children	0	6	0.0%	10.7%	11.9%	11.8%
% of FP17s for the same patient ID Re-attending within 3 months - Adults	0	308	0.0%	16.1%	16.9%	15.7%
% of FP17s for the same patient ID Re-attending between 3 & 9 months - Children	0	6	0.0%	45.1%	48.9%	58.9%
% of FP17s for the same patient ID Re-attending between 3 & 9 months - Adults	1	308	0.3%	36.9%	38.9%	50.8%
% of FP17s for Band 1 Urgent Courses	0	310	0.0%	10.9%	10.7%	9.1%
% of FP17s Relating to Free Repair or Replacements	0	310	0.0%	0.5%	0.5%	0.8%
% of FP17s Relating to Continuations	0	310	0.0%	0.7%	0.7%	0.9%
% of Patients satisfied with the dentistry they have received	0	0	N/A	89.9%	89.1%	92.5%
% of Patients satisfied with the time they had to wait for an appointment	0	0	N/A	79.6%	83.1%	87.0%

* This is based on patients treated on this contract for their most recent course of treatment.

Figures in italics indicate the base number of FP17s or Patient Questionnaire responses are less than 100. N/A is shown where the base number of responses is less than 10 during the period. % is calculated as Quantity/Base number*100

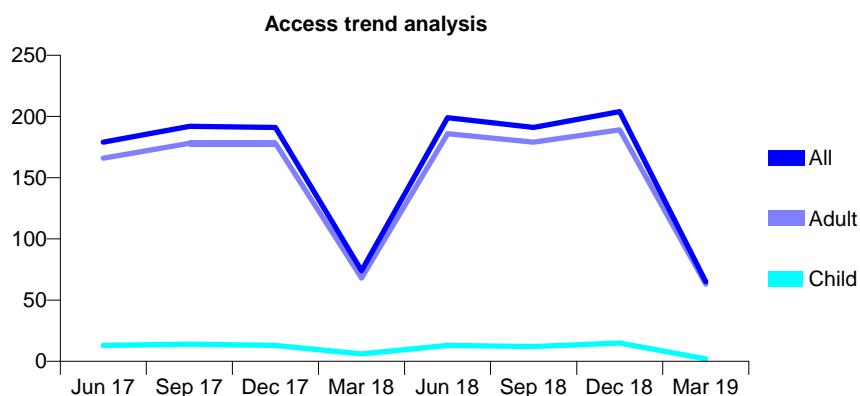
Q61 - Vital Signs At a Glance Contract Report for 118052/0001 - Year end March 2019

Name or company name	Newham Family Dental Care Ltd
Contract type name	PDS Contract
Purpose of contract	General
Contract start date	20/04/2009
Contract end date	31/03/2019

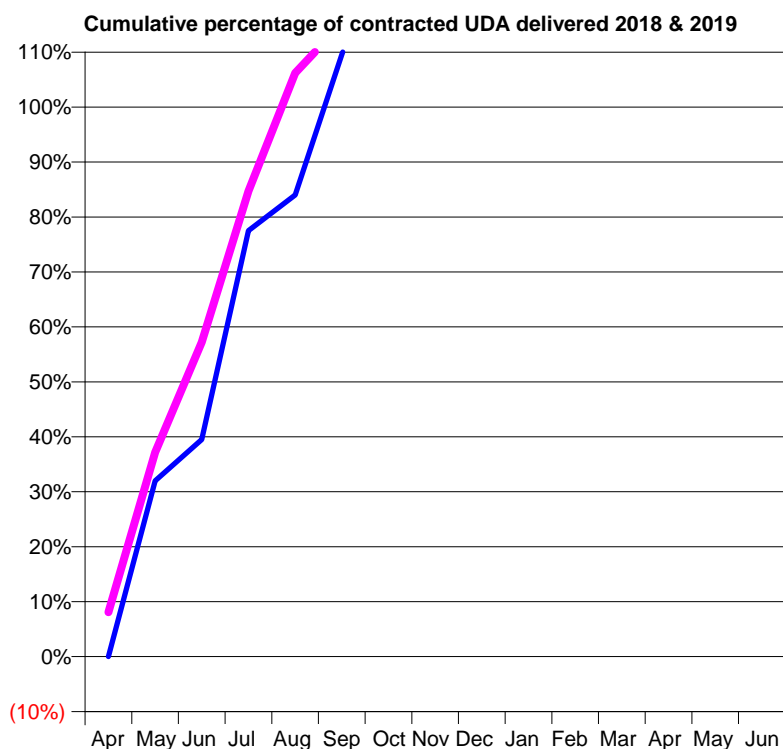
18/19 Contracted general activity (UDA)	200
Carry forward general activity (UDA)	0
18/19 Contracted orthodontic activity (UOA)	0
Carry forward orthodontic activity (UOA)	0
Baseline contract value	£50,374.42

ACCESS*

Patients seen in 24 months	Total	Change since previous quarter
Quarter ending March 2018	74	
Quarter ending June 2018	199	↑
Quarter ending September 2018	191	↓
Quarter ending December 2018	204	↑
Quarter ending March 2019	65	↓
Variance since March 2018	(12.2%)	↓



ACTIVITY



Month	Adjusted Scheduled Activity (UDA)	
	2018	2019
April	0	16
May	64	74
June	79	114
July	155	169
August	168	212
September	219	230
October	265	289
November	295	376
December	338	429
January	401	429
February	484	451
March	560	472
April	576	497
May	576	497
June	576	497

QUALITY

	Quantity	Base Number	Contract	AT	Region	England
% of FP17s for the same patient ID Re-attending within 3 months - Children	0	22	0.0%	10.7%	11.9%	11.8%
% of FP17s for the same patient ID Re-attending within 3 months - Adults	2	148	1.4%	16.1%	16.9%	15.7%
% of FP17s for the same patient ID Re-attending between 3 & 9 months - Children	0	22	0.0%	45.1%	48.9%	58.9%
% of FP17s for the same patient ID Re-attending between 3 & 9 months - Adults	3	148	2.0%	36.9%	38.9%	50.8%
% of FP17s for Band 1 Urgent Courses	2	173	1.2%	10.9%	10.7%	9.1%
% of FP17s Relating to Free Repair or Replacements	0	173	0.0%	0.5%	0.5%	0.8%
% of FP17s Relating to Continuations	0	173	0.0%	0.7%	0.7%	0.9%
% of Patients satisfied with the dentistry they have received	0	0	N/A	89.9%	89.1%	92.5%
% of Patients satisfied with the time they had to wait for an appointment	0	0	N/A	79.6%	83.1%	87.0%

* This is based on patients treated on this contract for their most recent course of treatment. Figures in italics indicate the base number of FP17s or Patient Questionnaire responses are less than 100. N/A is shown where the base number of responses is less than 10 during the period. % is calculated as Quantity/Base number*100

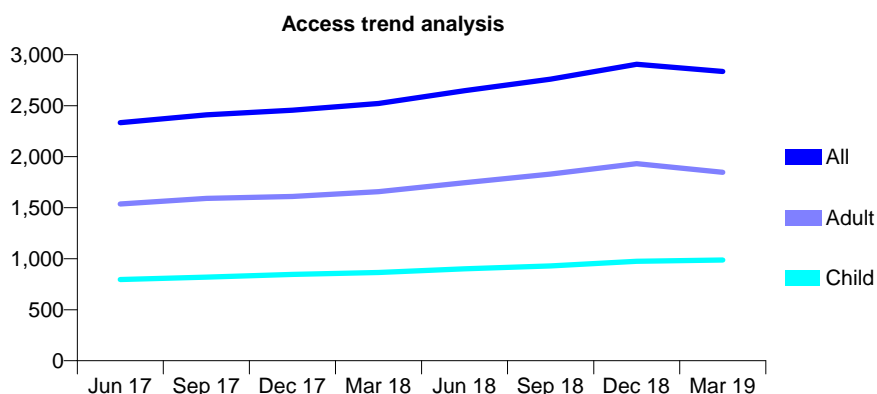
Q61 - Vital Signs At a Glance Contract Report for 118206/0001 - Year end March 2019

Name or company name	Mr Chirag Patel and Mr Manish Patel
Contract type name	GDS Contract
Purpose of contract	General
Contract start date	01/06/2011
Contract end date	

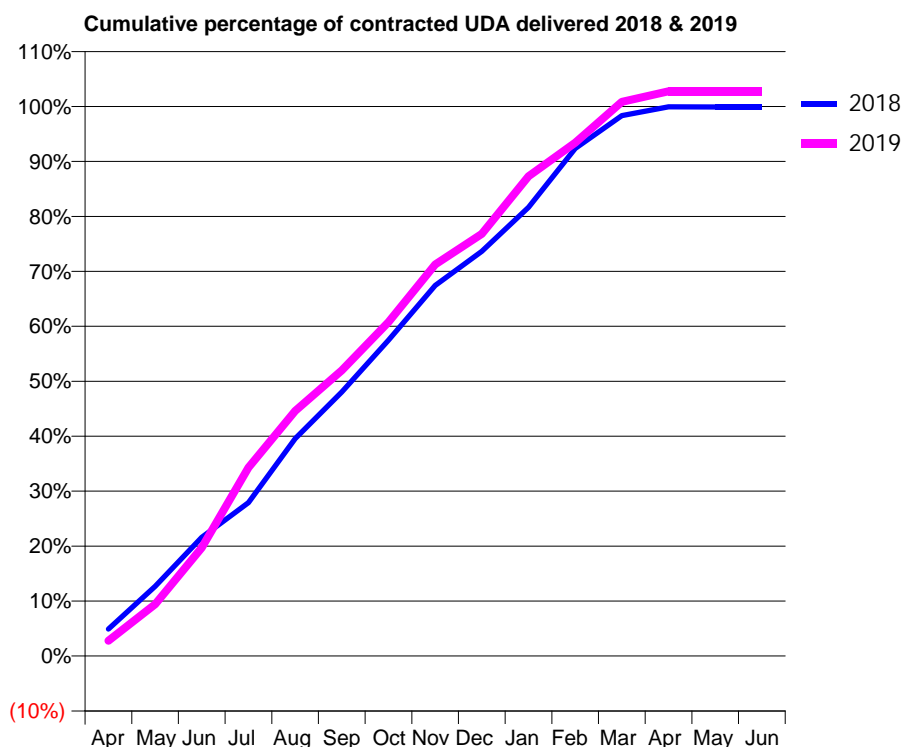
18/19 Contracted general activity (UDA)	5,643
Carry forward general activity (UDA)	6
18/19 Contracted orthodontic activity (UOA)	0
Carry forward orthodontic activity (UOA)	0
Baseline contract value	£157,645.43

ACCESS*

Patients seen in 24 months	Total	Change since previous quarter
Quarter ending March 2018	2,522	
Quarter ending June 2018	2,647	↑
Quarter ending September 2018	2,760	↑
Quarter ending December 2018	2,907	↑
Quarter ending March 2019	2,834	↓
Variance since March 2018	12.4%	↑



ACTIVITY



Month	Adjusted Scheduled Activity (UDA)	
	2018	2019
April	277	157
May	716	532
June	1,220	1,112
July	1,576	1,936
August	2,233	2,516
September	2,710	2,932
October	3,243	3,429
November	3,804	4,021
December	4,155	4,335
January	4,607	4,927
February	5,213	5,272
March	5,548	5,690
April	5,638	5,799
May	5,637	5,799
June	5,637	5,799

QUALITY

	Quantity	Base Number	Contract	AT	Region	England
% of FP17s for the same patient ID Re-attending within 3 months - Children	60	1,016	5.9%	10.7%	11.9%	11.8%
% of FP17s for the same patient ID Re-attending within 3 months - Adults	206	1,817	11.3%	16.1%	16.9%	15.7%
% of FP17s for the same patient ID Re-attending between 3 & 9 months - Children	424	1,016	41.7%	45.1%	48.9%	58.9%
% of FP17s for the same patient ID Re-attending between 3 & 9 months - Adults	515	1,817	28.3%	36.9%	38.9%	50.8%
% of FP17s for Band 1 Urgent Courses	210	2,847	7.4%	10.9%	10.7%	9.1%
% of FP17s Relating to Free Repair or Replacements	3	2,847	0.1%	0.5%	0.5%	0.8%
% of FP17s Relating to Continuations	45	2,847	1.6%	0.7%	0.7%	0.9%
% of Patients satisfied with the dentistry they have received	0	0	N/A	89.9%	89.1%	92.5%
% of Patients satisfied with the time they had to wait for an appointment	0	0	N/A	79.6%	83.1%	87.0%

* This is based on patients treated on this contract for their most recent course of treatment. Figures in italics indicate the base number of FP17s or Patient Questionnaire responses are less than 100. N/A is shown where the base number of responses is less than 10 during the period. % is calculated as Quantity/Base number*100

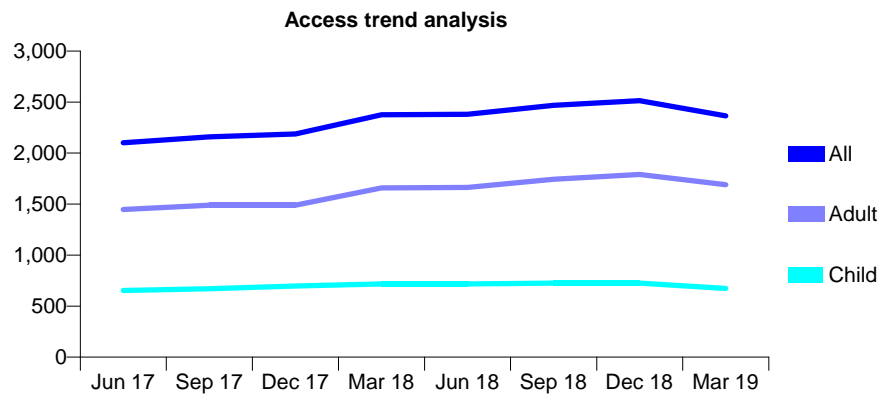
Q61 - Vital Signs At a Glance Contract Report for 118206/0002 - Year end March 2019

Name or company name	Mr Chirag Patel and Mr Manish Patel
Contract type name	GDS Contract
Purpose of contract	General
Contract start date	01/10/2011
Contract end date	

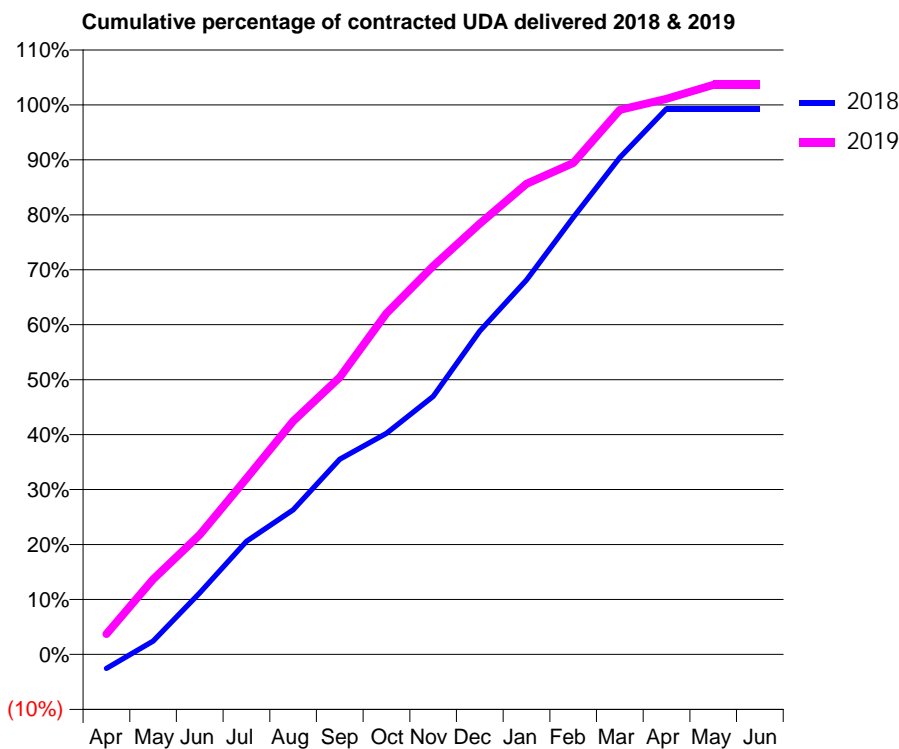
18/19 Contracted general activity (UDA)	4,674
Carry forward general activity (UDA)	33
18/19 Contracted orthodontic activity (UOA)	0
Carry forward orthodontic activity (UOA)	0
Baseline contract value	£131,536.54

ACCESS*

Patients seen in 24 months	Total	Change since previous quarter
Quarter ending March 2018	2,376	
Quarter ending June 2018	2,380	→
Quarter ending September 2018	2,469	↑
Quarter ending December 2018	2,515	→
Quarter ending March 2019	2,364	↓
Variance since March 2018	(0.5%)	→



ACTIVITY



Month	Adjusted Scheduled Activity (UDA)	
	2018	2019
April	-120	174
May	114	639
June	524	1,018
July	963	1,497
August	1,231	1,985
September	1,660	2,358
October	1,880	2,901
November	2,196	3,304
December	2,750	3,664
January	3,184	4,002
February	3,717	4,179
March	4,226	4,632
April	4,641	4,725
May	4,641	4,844
June	4,641	4,844

QUALITY

	Quantity	Base Number	Contract	AT	Region	England
% of FP17s for the same patient ID Re-attending within 3 months - Children	44	755	5.8%	10.7%	11.9%	11.8%
% of FP17s for the same patient ID Re-attending within 3 months - Adults	223	1,642	13.6%	16.1%	16.9%	15.7%
% of FP17s for the same patient ID Re-attending between 3 & 9 months - Children	323	755	42.8%	45.1%	48.9%	58.9%
% of FP17s for the same patient ID Re-attending between 3 & 9 months - Adults	477	1,642	29.0%	36.9%	38.9%	50.8%
% of FP17s for Band 1 Urgent Courses	238	2,321	10.3%	10.9%	10.7%	9.1%
% of FP17s Relating to Free Repair or Replacements	12	2,321	0.5%	0.5%	0.5%	0.8%
% of FP17s Relating to Continuations	21	2,321	0.9%	0.7%	0.7%	0.9%
% of Patients satisfied with the dentistry they have received	1	1	N/A	89.9%	89.1%	92.5%
% of Patients satisfied with the time they had to wait for an appointment	1	1	N/A	79.6%	83.1%	87.0%

* This is based on patients treated on this contract for their most recent course of treatment. Figures in italics indicate the base number of FP17s or Patient Questionnaire responses are less than 100. N/A is shown where the base number of responses is less than 10 during the period. % is calculated as Quantity/Base number*100

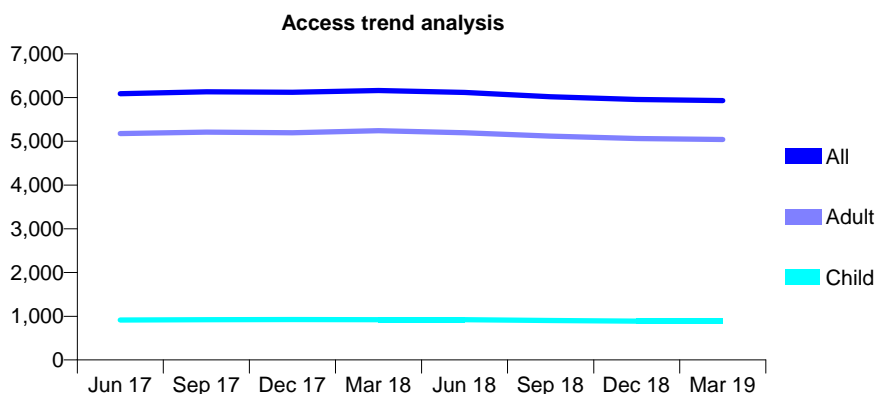
Q61 - Vital Signs At a Glance Contract Report for 119083/0001 - Year end March 2019

Name or company name	Parkway Dental Care
Contract type name	GDS Contract
Purpose of contract	General
Contract start date	01/03/2011
Contract end date	

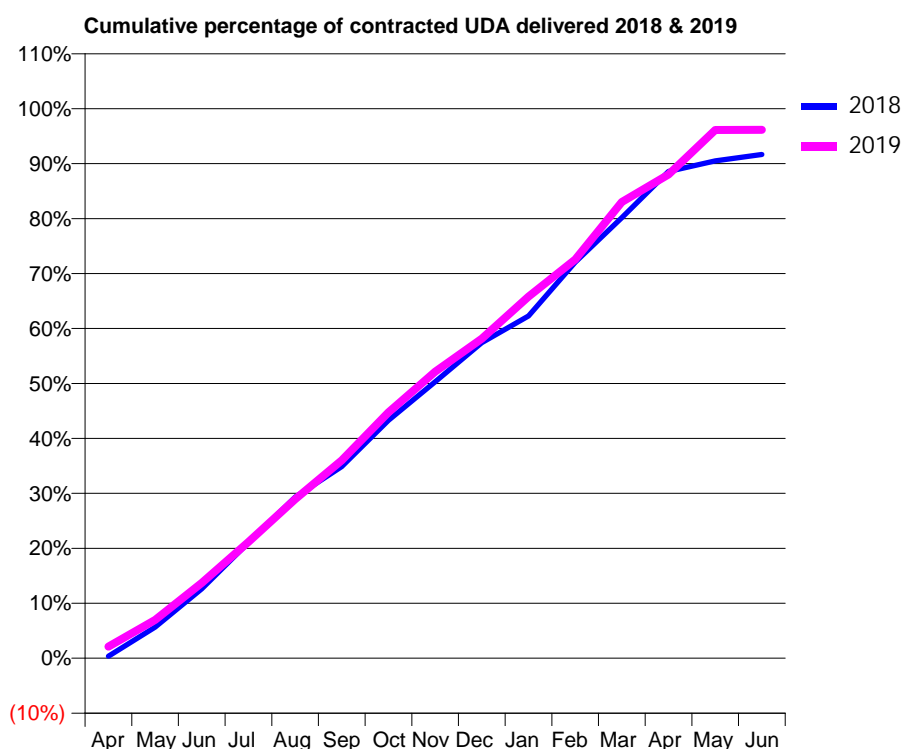
18/19 Contracted general activity (UDA)	18,500
Carry forward general activity (UDA)	0
18/19 Contracted orthodontic activity (UOA)	0
Carry forward orthodontic activity (UOA)	0
Baseline contract value	£405,644.15

ACCESS*

Patients seen in 24 months	Total	Change since previous quarter
Quarter ending March 2018	6,162	
Quarter ending June 2018	6,116	→
Quarter ending September 2018	6,019	↓
Quarter ending December 2018	5,955	↓
Quarter ending March 2019	5,931	→
Variance since March 2018	(3.7%)	↓



ACTIVITY



Month	Adjusted Scheduled Activity (UDA)	
	2018	2019
April	71	391
May	1,101	1,292
June	2,455	2,536
July	4,093	3,918
August	5,698	5,356
September	6,778	6,659
October	8,411	8,275
November	9,777	9,645
December	11,157	10,758
January	12,102	12,171
February	14,004	13,427
March	15,581	15,356
April	17,211	16,286
May	17,590	17,779
June	17,817	17,791

QUALITY

	Quantity	Base Number	Contract	AT	Region	England
% of FP17s for the same patient ID Re-attending within 3 months - Children	47	1,080	4.4%	10.7%	11.9%	11.8%
% of FP17s for the same patient ID Re-attending within 3 months - Adults	872	6,162	14.2%	16.1%	16.9%	15.7%
% of FP17s for the same patient ID Re-attending between 3 & 9 months - Children	547	1,080	50.6%	45.1%	48.9%	58.9%
% of FP17s for the same patient ID Re-attending between 3 & 9 months - Adults	2,851	6,162	46.3%	36.9%	38.9%	50.8%
% of FP17s for Band 1 Urgent Courses	588	7,317	8.0%	10.9%	10.7%	9.1%
% of FP17s Relating to Free Repair or Replacements	103	7,317	1.4%	0.5%	0.5%	0.8%
% of FP17s Relating to Continuations	0	7,317	0.0%	0.7%	0.7%	0.9%
% of Patients satisfied with the dentistry they have received	4	4	N/A	89.9%	89.1%	92.5%
% of Patients satisfied with the time they had to wait for an appointment	4	4	N/A	79.6%	83.1%	87.0%

* This is based on patients treated on this contract for their most recent course of treatment.

Figures in italics indicate the base number of FP17s or Patient Questionnaire responses are less than 100. N/A is shown where the base number of responses is less than 10 during the period. % is calculated as Quantity/Base number*100

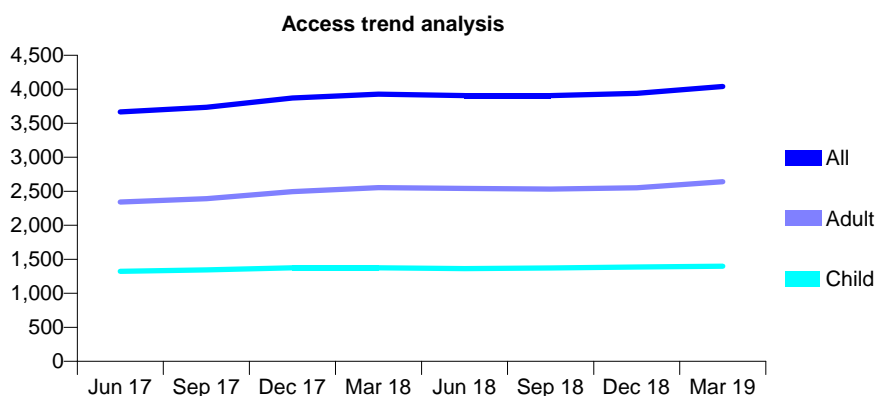
Q61 - Vital Signs At a Glance Contract Report for 119156/0001 - Year end March 2019

Name or company name	Amshell Ltd
Contract type name	GDS Contract
Purpose of contract	General
Contract start date	01/10/2011
Contract end date	

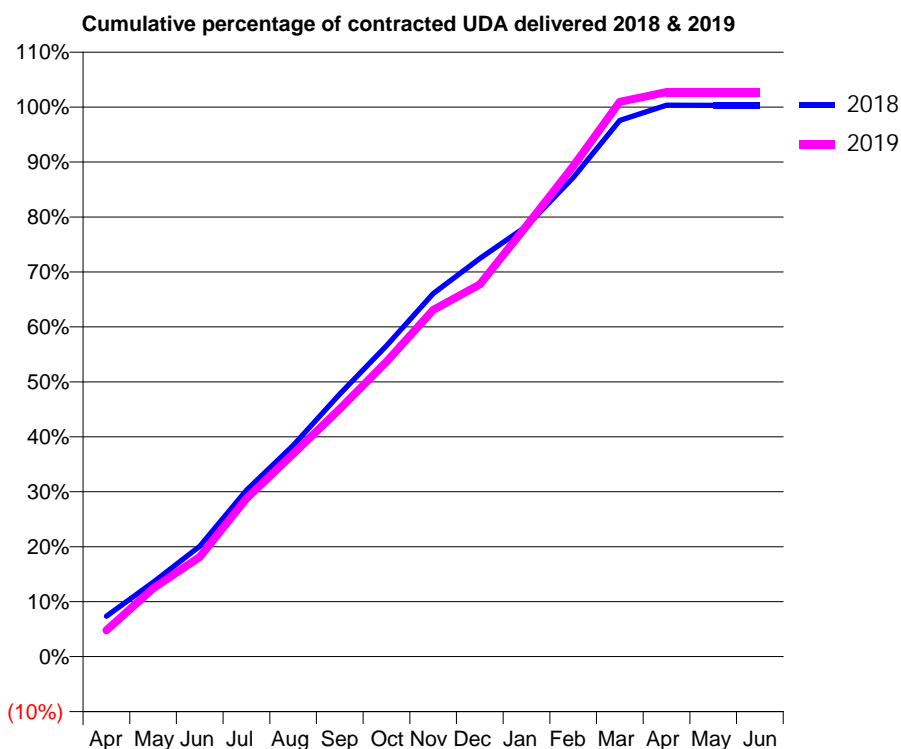
18/19 Contracted general activity (UDA)	12,506
Carry forward general activity (UDA)	-40
18/19 Contracted orthodontic activity (UOA)	0
Carry forward orthodontic activity (UOA)	0
Baseline contract value	£534,979.47

ACCESS*

Patients seen in 24 months	Total	Change since previous quarter
Quarter ending March 2018	3,928	
Quarter ending June 2018	3,907	→
Quarter ending September 2018	3,906	→
Quarter ending December 2018	3,940	→
Quarter ending March 2019	4,042	↑
Variance since March 2018	2.9%	↑



ACTIVITY



Month	Adjusted Scheduled Activity (UDA)	
	2018	2019
April	921	599
May	1,693	1,551
June	2,510	2,269
July	3,787	3,601
August	4,804	4,618
September	5,973	5,638
October	7,076	6,713
November	8,262	7,889
December	9,060	8,469
January	9,794	9,800
February	10,903	11,161
March	12,203	12,626
April	12,546	12,848
May	12,546	12,848
June	12,546	12,848

QUALITY

	Quantity	Base Number	Contract	AT	Region	England
% of FP17s for the same patient ID Re-attending within 3 months - Children	215	1,974	10.9%	10.7%	11.9%	11.8%
% of FP17s for the same patient ID Re-attending within 3 months - Adults	531	3,020	17.6%	16.1%	16.9%	15.7%
% of FP17s for the same patient ID Re-attending between 3 & 9 months - Children	939	1,974	47.6%	45.1%	48.9%	58.9%
% of FP17s for the same patient ID Re-attending between 3 & 9 months - Adults	995	3,020	32.9%	36.9%	38.9%	50.8%
% of FP17s for Band 1 Urgent Courses	841	4,969	16.9%	10.9%	10.7%	9.1%
% of FP17s Relating to Free Repair or Replacements	14	4,969	0.3%	0.5%	0.5%	0.8%
% of FP17s Relating to Continuations	5	4,969	0.1%	0.7%	0.7%	0.9%
% of Patients satisfied with the dentistry they have received	5	5	N/A	89.9%	89.1%	92.5%
% of Patients satisfied with the time they had to wait for an appointment	4	5	N/A	79.6%	83.1%	87.0%

* This is based on patients treated on this contract for their most recent course of treatment. Figures in italics indicate the base number of FP17s or Patient Questionnaire responses are less than 100. N/A is shown where the base number of responses is less than 10 during the period. % is calculated as Quantity/Base number*100

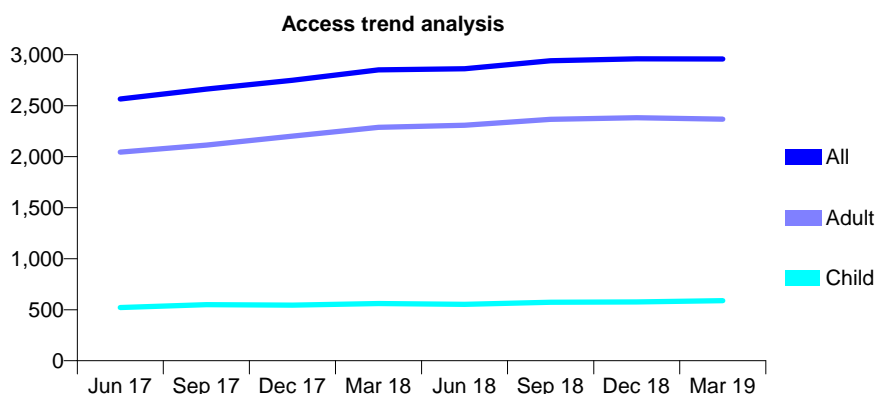
Q61 - Vital Signs At a Glance Contract Report for 119881/0001 - Year end March 2019

Name or company name	Mr Ashish Patel
Contract type name	GDS Contract
Purpose of contract	General
Contract start date	01/08/2014
Contract end date	

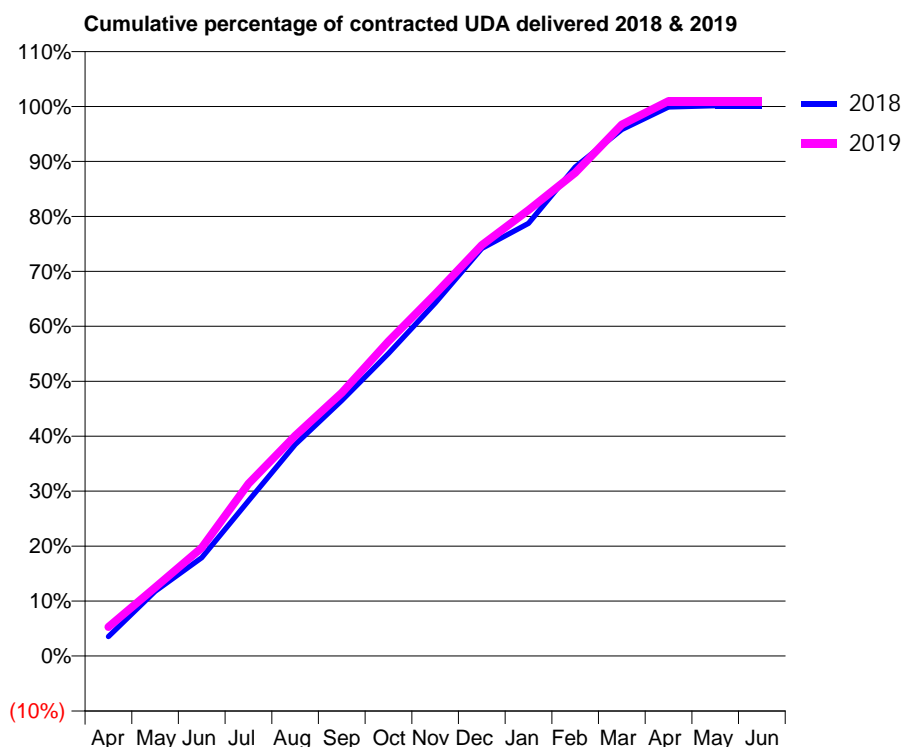
18/19 Contracted general activity (UDA)	6,300
Carry forward general activity (UDA)	-9
18/19 Contracted orthodontic activity (UOA)	0
Carry forward orthodontic activity (UOA)	0
Baseline contract value	£147,305.25

ACCESS*

Patients seen in 24 months	Total	Change since previous quarter
Quarter ending March 2018	2,850	
Quarter ending June 2018	2,862	→
Quarter ending September 2018	2,940	↑
Quarter ending December 2018	2,959	→
Quarter ending March 2019	2,957	→
Variance since March 2018	3.8%	↑



ACTIVITY



Month	Adjusted Scheduled Activity (UDA)	
	2018	2019
April	223	335
May	742	787
June	1,127	1,241
July	1,779	1,975
August	2,425	2,527
September	2,929	3,018
October	3,468	3,607
November	4,047	4,150
December	4,672	4,711
January	4,960	5,113
February	5,606	5,540
March	6,035	6,092
April	6,293	6,362
May	6,309	6,362
June	6,309	6,362

QUALITY

	Quantity	Base Number	Contract	AT	Region	England
% of FP17s for the same patient ID Re-attending within 3 months - Children	49	726	6.7%	10.7%	11.9%	11.8%
% of FP17s for the same patient ID Re-attending within 3 months - Adults	273	2,217	12.3%	16.1%	16.9%	15.7%
% of FP17s for the same patient ID Re-attending between 3 & 9 months - Children	295	726	40.6%	45.1%	48.9%	58.9%
% of FP17s for the same patient ID Re-attending between 3 & 9 months - Adults	644	2,217	29.0%	36.9%	38.9%	50.8%
% of FP17s for Band 1 Urgent Courses	475	2,939	16.2%	10.9%	10.7%	9.1%
% of FP17s Relating to Free Repair or Replacements	5	2,939	0.2%	0.5%	0.5%	0.8%
% of FP17s Relating to Continuations	13	2,939	0.4%	0.7%	0.7%	0.9%
% of Patients satisfied with the dentistry they have received	0	0	N/A	89.9%	89.1%	92.5%
% of Patients satisfied with the time they had to wait for an appointment	0	0	N/A	79.6%	83.1%	87.0%

* This is based on patients treated on this contract for their most recent course of treatment. Figures in italics indicate the base number of FP17s or Patient Questionnaire responses are less than 100. N/A is shown where the base number of responses is less than 10 during the period. % is calculated as Quantity/Base number*100

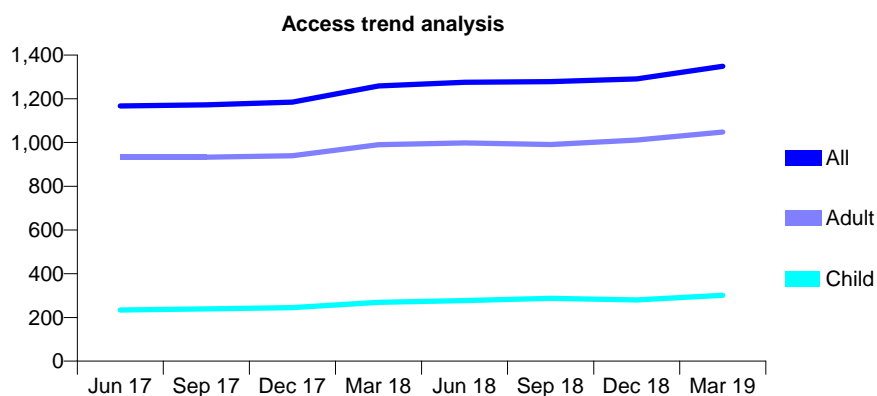
Q61 - Vital Signs At a Glance Contract Report for 120219/0001 - Year end March 2019

Name or company name	SMILE DENT - Green Lanes
Contract type name	GDS Contract
Purpose of contract	General
Contract start date	01/04/2015
Contract end date	

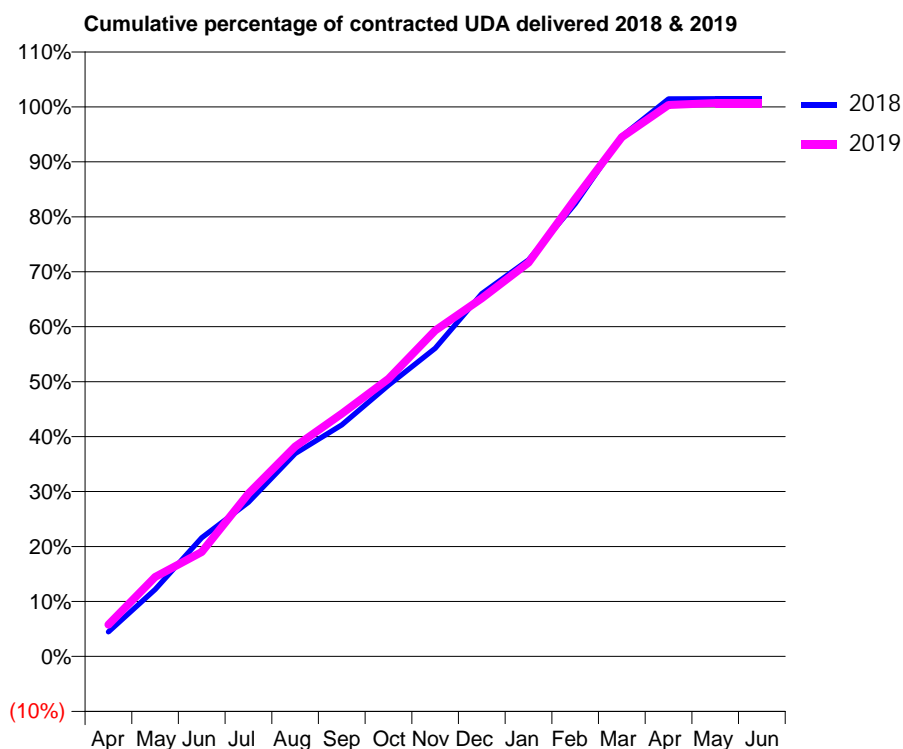
18/19 Contracted general activity (UDA)	3,786
Carry forward general activity (UDA)	-56
18/19 Contracted orthodontic activity (UOA)	0
Carry forward orthodontic activity (UOA)	0
Baseline contract value	£107,617.18

ACCESS*

Patients seen in 24 months	Total	Change since previous quarter
Quarter ending March 2018	1,259	
Quarter ending June 2018	1,275	→
Quarter ending September 2018	1,278	→
Quarter ending December 2018	1,291	→
Quarter ending March 2019	1,349	↑
Variance since March 2018	7.1%	↑



ACTIVITY



Month	Adjusted Scheduled Activity (UDA)	
	2018	2019
April	169	219
May	461	547
June	817	720
July	1,063	1,122
August	1,398	1,447
September	1,595	1,672
October	1,868	1,912
November	2,123	2,245
December	2,499	2,467
January	2,732	2,712
February	3,119	3,153
March	3,584	3,577
April	3,841	3,799
May	3,842	3,812
June	3,842	3,812

QUALITY

	Quantity	Base Number	Contract	AT	Region	England
% of FP17s for the same patient ID Re-attending within 3 months - Children	32	391	8.2%	10.7%	11.9%	11.8%
% of FP17s for the same patient ID Re-attending within 3 months - Adults	187	1,265	14.8%	16.1%	16.9%	15.7%
% of FP17s for the same patient ID Re-attending between 3 & 9 months - Children	204	391	52.2%	45.1%	48.9%	58.9%
% of FP17s for the same patient ID Re-attending between 3 & 9 months - Adults	549	1,265	43.4%	36.9%	38.9%	50.8%
% of FP17s for Band 1 Urgent Courses	216	1,652	13.1%	10.9%	10.7%	9.1%
% of FP17s Relating to Free Repair or Replacements	7	1,652	0.4%	0.5%	0.5%	0.8%
% of FP17s Relating to Continuations	0	1,652	0.0%	0.7%	0.7%	0.9%
% of Patients satisfied with the dentistry they have received	0	0	N/A	89.9%	89.1%	92.5%
% of Patients satisfied with the time they had to wait for an appointment	0	0	N/A	79.6%	83.1%	87.0%

* This is based on patients treated on this contract for their most recent course of treatment. Figures in italics indicate the base number of FP17s or Patient Questionnaire responses are less than 100. N/A is shown where the base number of responses is less than 10 during the period. % is calculated as Quantity/Base number*100

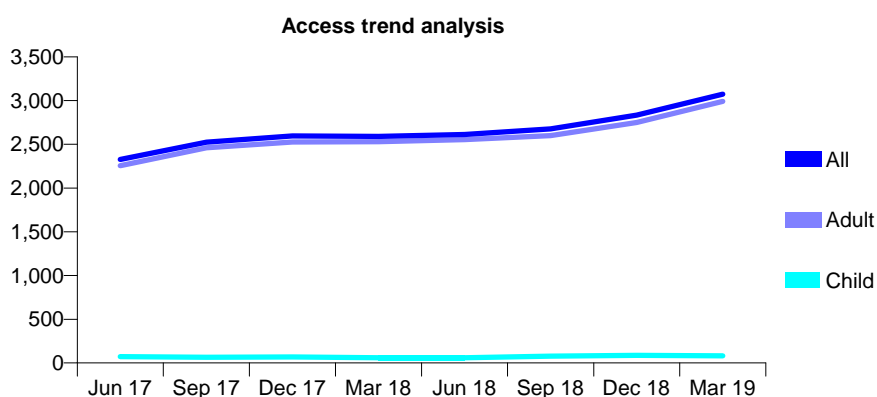
Q61 - Vital Signs At a Glance Contract Report for 120340/0001 - Year end March 2019

Name or company name	MR MR MANBAJOOD
Contract type name	GDS Contract
Purpose of contract	General
Contract start date	11/04/2013
Contract end date	

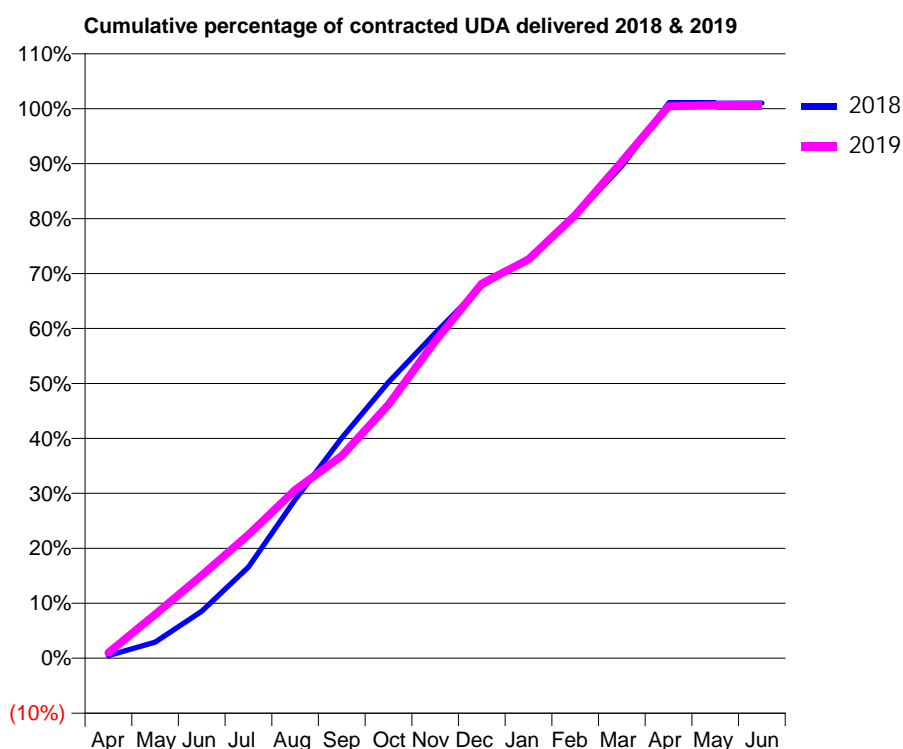
18/19 Contracted general activity (UDA)	3,657
Carry forward general activity (UDA)	-37
18/19 Contracted orthodontic activity (UOA)	0
Carry forward orthodontic activity (UOA)	0
Baseline contract value	£107,709.37

ACCESS*

Patients seen in 24 months	Total	Change since previous quarter
Quarter ending March 2018	2,590	
Quarter ending June 2018	2,613	→
Quarter ending September 2018	2,677	↑
Quarter ending December 2018	2,835	↑
Quarter ending March 2019	3,074	↑
Variance since March 2018	18.7%	↑



ACTIVITY



Month	Adjusted Scheduled Activity (UDA)	
	2018	2019
April	17	37
May	107	292
June	313	551
July	607	822
August	1,055	1,120
September	1,466	1,347
October	1,836	1,688
November	2,164	2,111
December	2,478	2,493
January	2,663	2,653
February	2,947	2,949
March	3,275	3,305
April	3,693	3,673
May	3,693	3,680
June	3,694	3,680

QUALITY

	Quantity	Base Number	Contract	AT	Region	England
% of FP17s for the same patient ID Re-attending within 3 months - Children	5	100	5.0%	10.7%	11.9%	11.8%
% of FP17s for the same patient ID Re-attending within 3 months - Adults	143	2,329	6.1%	16.1%	16.9%	15.7%
% of FP17s for the same patient ID Re-attending between 3 & 9 months - Children	20	100	20.0%	45.1%	48.9%	58.9%
% of FP17s for the same patient ID Re-attending between 3 & 9 months - Adults	319	2,329	13.7%	36.9%	38.9%	50.8%
% of FP17s for Band 1 Urgent Courses	281	2,464	11.4%	10.9%	10.7%	9.1%
% of FP17s Relating to Free Repair or Replacements	3	2,464	0.1%	0.5%	0.5%	0.8%
% of FP17s Relating to Continuations	13	2,464	0.5%	0.7%	0.7%	0.9%
% of Patients satisfied with the dentistry they have received	0	0	N/A	89.9%	89.1%	92.5%
% of Patients satisfied with the time they had to wait for an appointment	0	0	N/A	79.6%	83.1%	87.0%

* This is based on patients treated on this contract for their most recent course of treatment.

Figures in italics indicate the base number of FP17s or Patient Questionnaire responses are less than 100. N/A is shown where the base number of responses is less than 10 during the period. % is calculated as Quantity/Base number*100

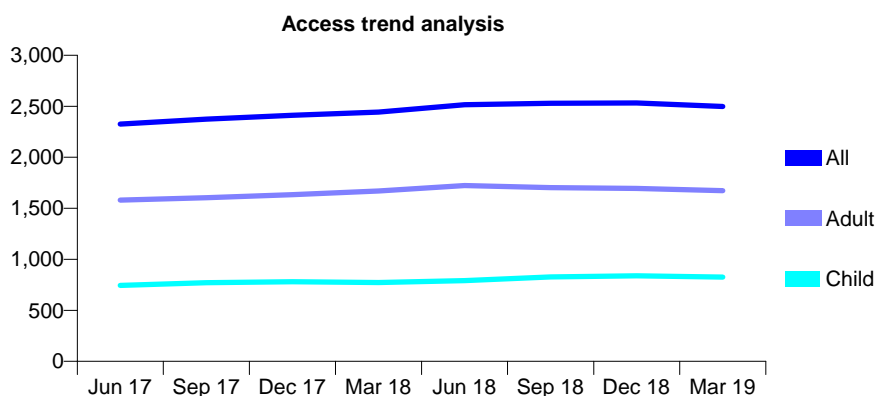
Q61 - Vital Signs At a Glance Contract Report for 121592/0001 - Year end March 2019

Name or company name	Colney Hatch Dental Practice Ltd
Contract type name	GDS Contract
Purpose of contract	General
Contract start date	01/07/2008
Contract end date	

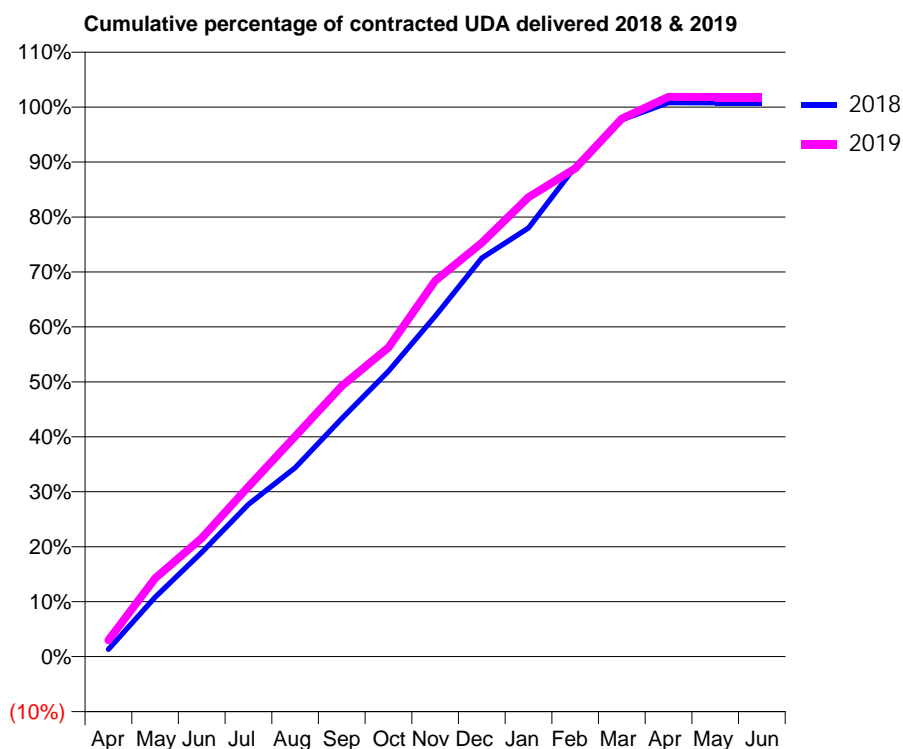
18/19 Contracted general activity (UDA)	5,744
Carry forward general activity (UDA)	-44
18/19 Contracted orthodontic activity (UOA)	0
Carry forward orthodontic activity (UOA)	0
Baseline contract value	£186,460.75

ACCESS*

Patients seen in 24 months	Total	Change since previous quarter
Quarter ending March 2018	2,443	
Quarter ending June 2018	2,516	↑
Quarter ending September 2018	2,529	→
Quarter ending December 2018	2,533	→
Quarter ending March 2019	2,498	↓
Variance since March 2018	2.3%	↑



ACTIVITY



Month	Adjusted Scheduled Activity (UDA)	
	2018	2019
April	76	173
May	621	819
June	1,089	1,238
July	1,591	1,777
August	1,974	2,302
September	2,488	2,828
October	2,983	3,231
November	3,560	3,929
December	4,165	4,325
January	4,481	4,802
February	5,121	5,102
March	5,612	5,623
April	5,789	5,851
May	5,788	5,850
June	5,788	5,850

QUALITY

	Quantity	Base Number	Contract	AT	Region	England
% of FP17s for the same patient ID Re-attending within 3 months - Children	113	1,174	9.6%	10.7%	11.9%	11.8%
% of FP17s for the same patient ID Re-attending within 3 months - Adults	297	1,825	16.3%	16.1%	16.9%	15.7%
% of FP17s for the same patient ID Re-attending between 3 & 9 months - Children	648	1,174	55.2%	45.1%	48.9%	58.9%
% of FP17s for the same patient ID Re-attending between 3 & 9 months - Adults	750	1,825	41.1%	36.9%	38.9%	50.8%
% of FP17s for Band 1 Urgent Courses	468	3,008	15.6%	10.9%	10.7%	9.1%
% of FP17s Relating to Free Repair or Replacements	11	3,008	0.4%	0.5%	0.5%	0.8%
% of FP17s Relating to Continuations	2	3,008	0.1%	0.7%	0.7%	0.9%
% of Patients satisfied with the dentistry they have received	1	1	N/A	89.9%	89.1%	92.5%
% of Patients satisfied with the time they had to wait for an appointment	1	1	N/A	79.6%	83.1%	87.0%

* This is based on patients treated on this contract for their most recent course of treatment. Figures in italics indicate the base number of FP17s or Patient Questionnaire responses are less than 100. N/A is shown where the base number of responses is less than 10 during the period. % is calculated as Quantity/Base number*100

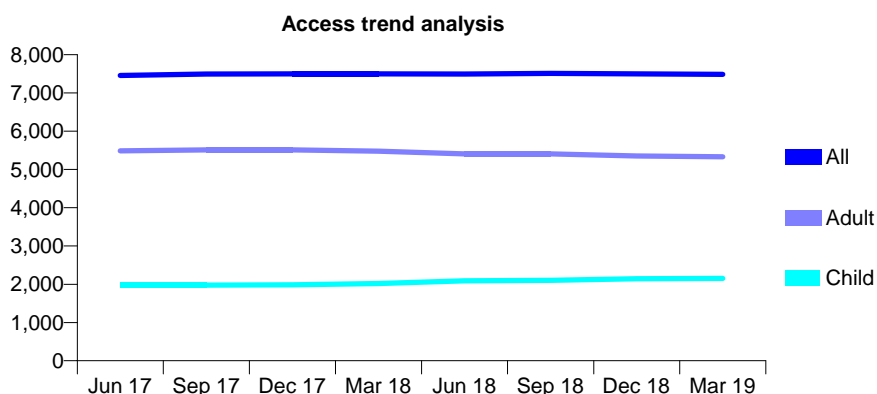
Q61 - Vital Signs At a Glance Contract Report for 122734/0001 - Year end March 2019

Name or company name	Woodford Partnership
Contract type name	GDS Contract
Purpose of contract	General
Contract start date	01/02/2015
Contract end date	

18/19 Contracted general activity (UDA)	18,678
Carry forward general activity (UDA)	0
18/19 Contracted orthodontic activity (UOA)	0
Carry forward orthodontic activity (UOA)	0
Baseline contract value	£474,288.21

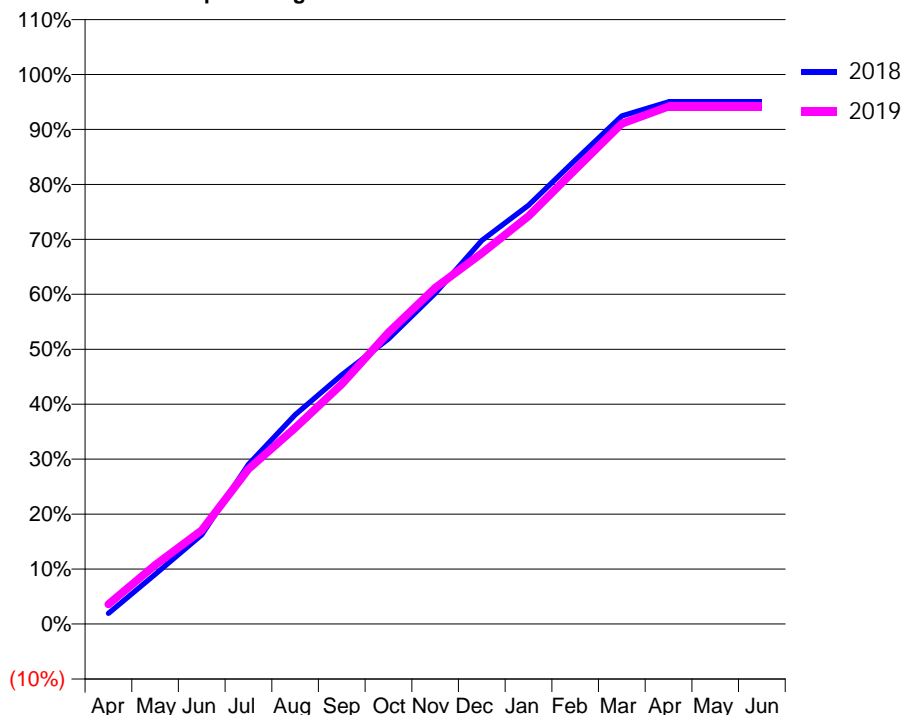
ACCESS*

Patients seen in 24 months	Total	Change since previous quarter
Quarter ending March 2018	7,495	
Quarter ending June 2018	7,494	→
Quarter ending September 2018	7,509	→
Quarter ending December 2018	7,495	→
Quarter ending March 2019	7,486	→
Variance since March 2018	(0.1%)	→



ACTIVITY

Cumulative percentage of contracted UDA delivered 2018 & 2019



Month	Adjusted Scheduled Activity (UDA)	
	2018	2019
April	362	673
May	1,688	2,007
June	3,033	3,182
July	5,427	5,269
August	7,116	6,665
September	8,471	8,154
October	9,695	9,906
November	11,238	11,423
December	13,036	12,602
January	14,232	13,861
February	15,766	15,446
March	17,268	17,005
April	17,747	17,588
May	17,747	17,588
June	17,748	17,588

QUALITY

	Quantity	Base Number	Contract	AT	Region	England
% of FP17s for the same patient ID Re-attending within 3 months - Children	191	2,654	7.2%	10.7%	11.9%	11.8%
% of FP17s for the same patient ID Re-attending within 3 months - Adults	722	5,491	13.1%	16.1%	16.9%	15.7%
% of FP17s for the same patient ID Re-attending between 3 & 9 months - Children	1,226	2,654	46.2%	45.1%	48.9%	58.9%
% of FP17s for the same patient ID Re-attending between 3 & 9 months - Adults	2,049	5,491	37.3%	36.9%	38.9%	50.8%
% of FP17s for Band 1 Urgent Courses	644	8,198	7.9%	10.9%	10.7%	9.1%
% of FP17s Relating to Free Repair or Replacements	28	8,198	0.3%	0.5%	0.5%	0.8%
% of FP17s Relating to Continuations	120	8,198	1.5%	0.7%	0.7%	0.9%
% of Patients satisfied with the dentistry they have received	4	4	N/A	89.9%	89.1%	92.5%
% of Patients satisfied with the time they had to wait for an appointment	4	4	N/A	79.6%	83.1%	87.0%

* This is based on patients treated on this contract for their most recent course of treatment.

Figures in italics indicate the base number of FP17s or Patient Questionnaire responses are less than 100. N/A is shown where the base number of responses is less than 10 during the period. % is calculated as Quantity/Base number*100

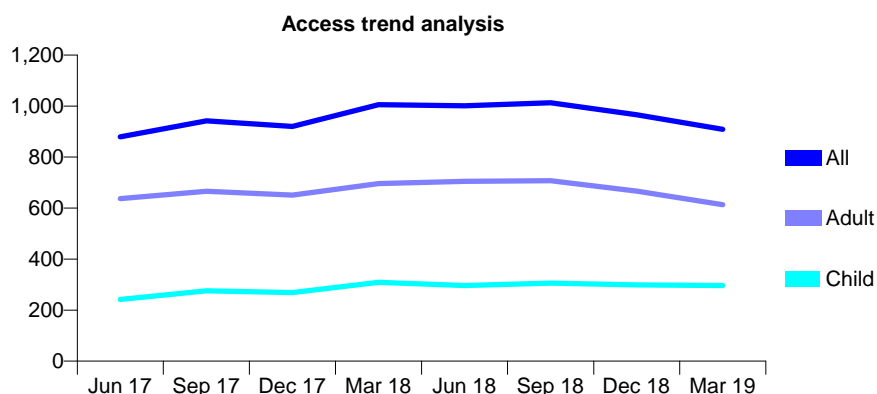
Q61 - Vital Signs At a Glance Contract Report for 122831/0001 - Year end March 2019

Name or company name	Mrs N Mistry & Miss P Mistry
Contract type name	GDS Contract
Purpose of contract	General
Contract start date	01/02/2012
Contract end date	

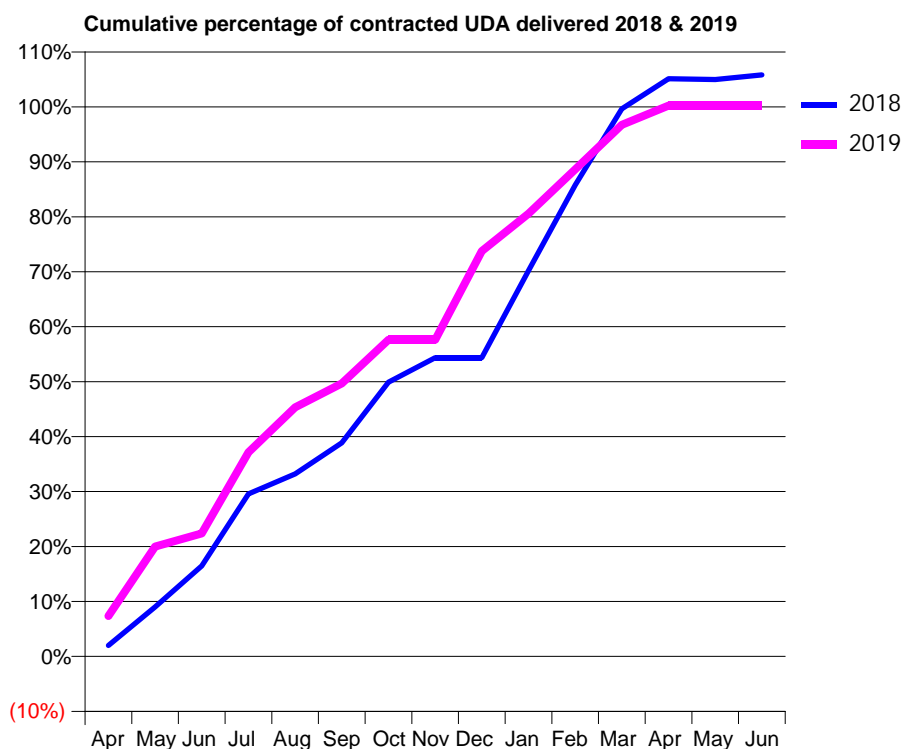
18/19 Contracted general activity (UDA)	1,902
Carry forward general activity (UDA)	-38
18/19 Contracted orthodontic activity (UOA)	0
Carry forward orthodontic activity (UOA)	0
Baseline contract value	£50,440.67

ACCESS*

Patients seen in 24 months	Total	Change since previous quarter
Quarter ending March 2018	1,005	
Quarter ending June 2018	1,001	→
Quarter ending September 2018	1,013	→
Quarter ending December 2018	966	↓
Quarter ending March 2019	909	↓
Variance since March 2018	(9.6%)	↓



ACTIVITY



Month	Adjusted Scheduled Activity (UDA)	
	2018	2019
April	38	140
May	171	380
June	313	426
July	562	706
August	632	862
September	739	945
October	949	1,096
November	1,034	1,096
December	1,034	1,403
January	1,335	1,533
February	1,631	1,686
March	1,895	1,840
April	1,999	1,906
May	1,996	1,906
June	2,013	1,906

QUALITY

	Quantity	Base Number	Contract	AT	Region	England
% of FP17s for the same patient ID Re-attending within 3 months - Children	23	371	6.2%	10.7%	11.9%	11.8%
% of FP17s for the same patient ID Re-attending within 3 months - Adults	72	676	10.7%	16.1%	16.9%	15.7%
% of FP17s for the same patient ID Re-attending between 3 & 9 months - Children	178	371	48.0%	45.1%	48.9%	58.9%
% of FP17s for the same patient ID Re-attending between 3 & 9 months - Adults	294	676	43.5%	36.9%	38.9%	50.8%
% of FP17s for Band 1 Urgent Courses	100	1,012	9.9%	10.9%	10.7%	9.1%
% of FP17s Relating to Free Repair or Replacements	2	1,012	0.2%	0.5%	0.5%	0.8%
% of FP17s Relating to Continuations	1	1,012	0.1%	0.7%	0.7%	0.9%
% of Patients satisfied with the dentistry they have received	0	1	N/A	89.9%	89.1%	92.5%
% of Patients satisfied with the time they had to wait for an appointment	1	1	N/A	79.6%	83.1%	87.0%

* This is based on patients treated on this contract for their most recent course of treatment. Figures in italics indicate the base number of FP17s or Patient Questionnaire responses are less than 100. N/A is shown where the base number of responses is less than 10 during the period. % is calculated as Quantity/Base number*100

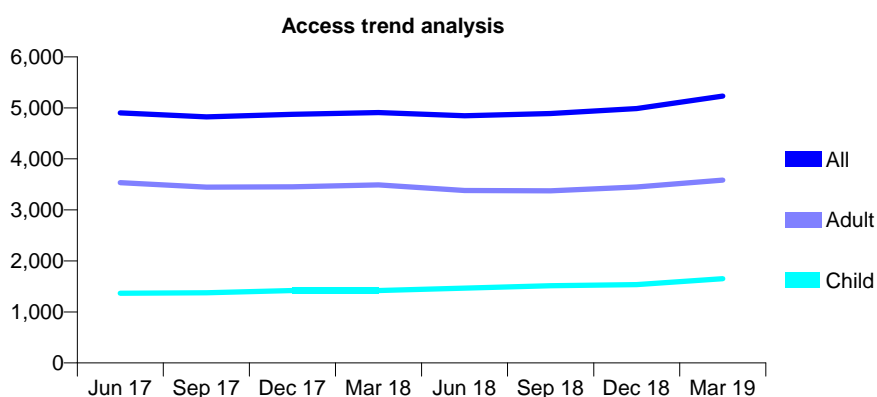
Q61 - Vital Signs At a Glance Contract Report for 123331/0001 - Year end March 2019

Name or company name	East India Dock Road Dental Practice
Contract type name	GDS Contract
Purpose of contract	General
Contract start date	01/04/2007
Contract end date	

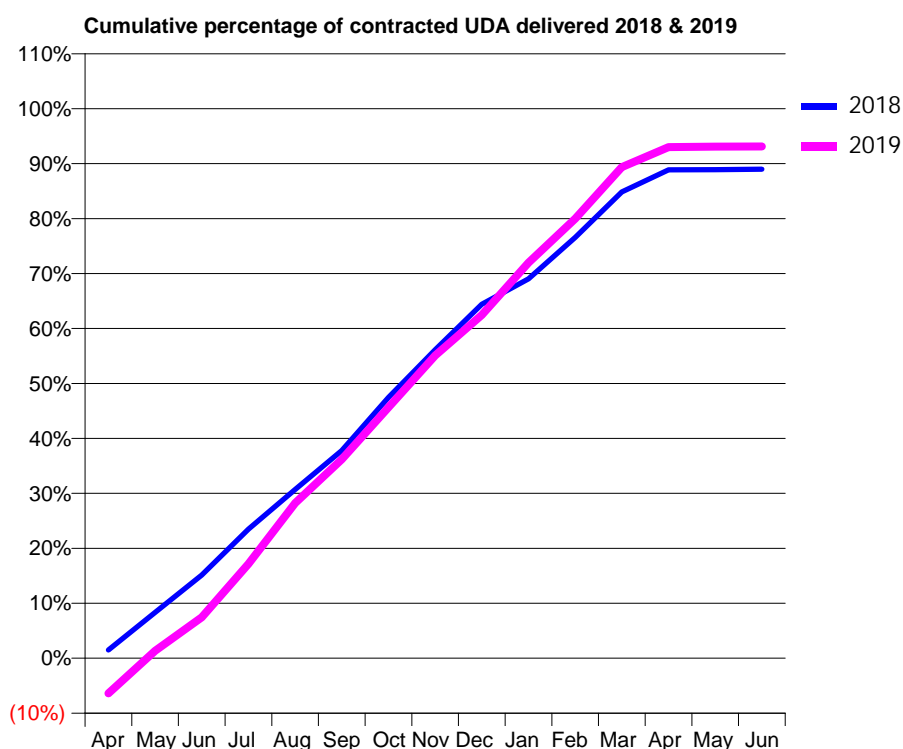
18/19 Contracted general activity (UDA)	13,697
Carry forward general activity (UDA)	1,511
18/19 Contracted orthodontic activity (UOA)	0
Carry forward orthodontic activity (UOA)	0
Baseline contract value	£408,240.95

ACCESS*

Patients seen in 24 months	Total	Change since previous quarter
Quarter ending March 2018	4,908	
Quarter ending June 2018	4,846	↓
Quarter ending September 2018	4,889	→
Quarter ending December 2018	4,986	→
Quarter ending March 2019	5,233	↑
Variance since March 2018	6.6%	↑



ACTIVITY



Month	2018	2019
April	207	-878
May	1,145	185
June	2,073	1,020
July	3,216	2,350
August	4,206	3,869
September	5,176	4,956
October	6,499	6,254
November	7,690	7,547
December	8,823	8,553
January	9,455	9,856
February	10,489	10,953
March	11,623	12,240
April	12,170	12,737
May	12,178	12,750
June	12,186	12,756

QUALITY

	Quantity	Base Number	Contract	AT	Region	England
% of FP17s for the same patient ID Re-attending within 3 months - Children	80	1,933	4.1%	10.7%	11.9%	11.8%
% of FP17s for the same patient ID Re-attending within 3 months - Adults	389	3,718	10.5%	16.1%	16.9%	15.7%
% of FP17s for the same patient ID Re-attending between 3 & 9 months - Children	722	1,933	37.4%	45.1%	48.9%	58.9%
% of FP17s for the same patient ID Re-attending between 3 & 9 months - Adults	1,222	3,718	32.9%	36.9%	38.9%	50.8%
% of FP17s for Band 1 Urgent Courses	440	5,641	7.8%	10.9%	10.7%	9.1%
% of FP17s Relating to Free Repair or Replacements	19	5,641	0.3%	0.5%	0.5%	0.8%
% of FP17s Relating to Continuations	12	5,641	0.2%	0.7%	0.7%	0.9%
% of Patients satisfied with the dentistry they have received	1	1	N/A	89.9%	89.1%	92.5%
% of Patients satisfied with the time they had to wait for an appointment	1	1	N/A	79.6%	83.1%	87.0%

* This is based on patients treated on this contract for their most recent course of treatment.

Figures in italics indicate the base number of FP17s or Patient Questionnaire responses are less than 100. N/A is shown where the base number of responses is less than 10 during the period. % is calculated as Quantity/Base number*100

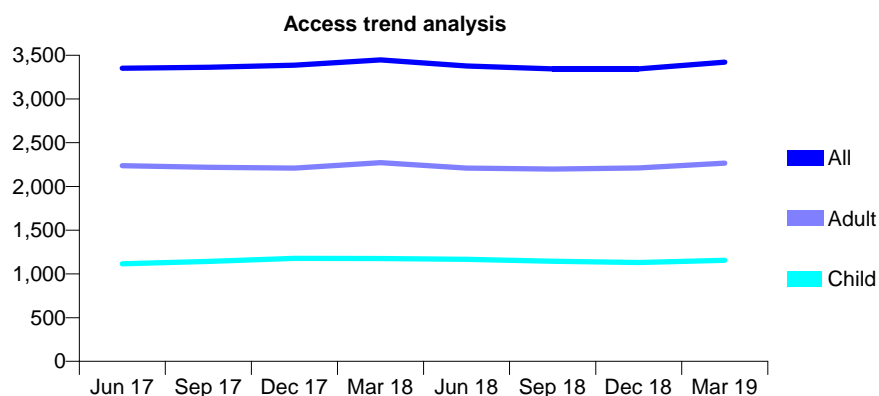
Q61 - Vital Signs At a Glance Contract Report for 124699/0001 - Year end March 2019

Name or company name	Finchley Dental Care Practice Partnership
Contract type name	GDS Contract
Purpose of contract	General
Contract start date	01/03/2015
Contract end date	

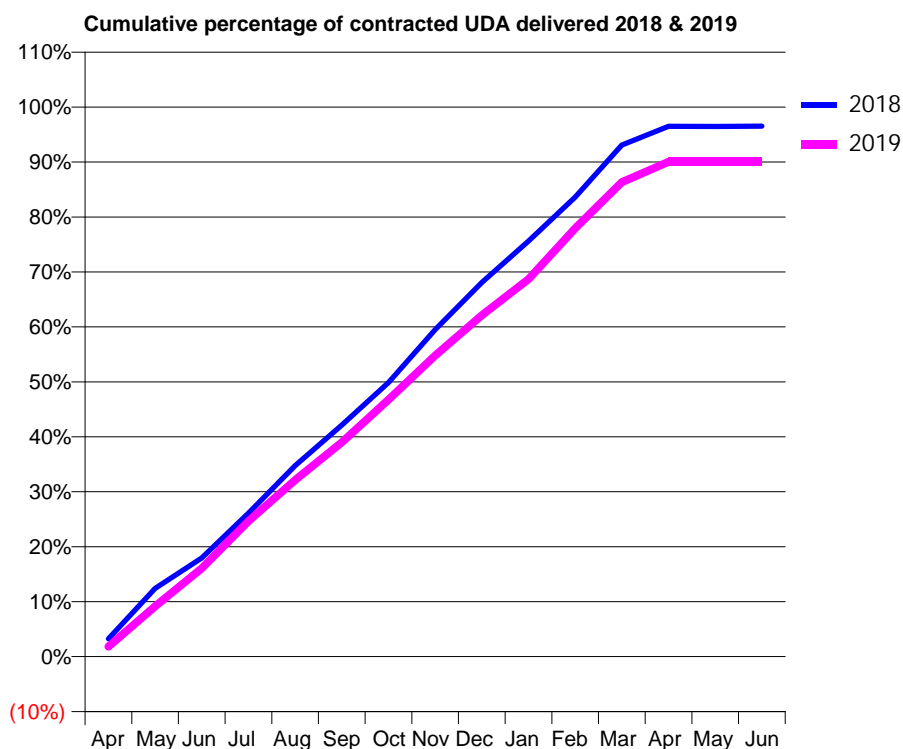
18/19 Contracted general activity (UDA)	7,500
Carry forward general activity (UDA)	260
18/19 Contracted orthodontic activity (UOA)	0
Carry forward orthodontic activity (UOA)	0
Baseline contract value	£201,715.46

ACCESS*

Patients seen in 24 months	Total	Change since previous quarter
Quarter ending March 2018	3,447	
Quarter ending June 2018	3,377	↓
Quarter ending September 2018	3,343	↓
Quarter ending December 2018	3,343	→
Quarter ending March 2019	3,422	↑
Variance since March 2018	(0.7%)	→



ACTIVITY



Month	Adjusted Scheduled Activity (UDA)	
	2018	2019
April	243	138
May	930	688
June	1,346	1,206
July	1,959	1,850
August	2,607	2,411
September	3,160	2,924
October	3,741	3,506
November	4,464	4,110
December	5,105	4,659
January	5,672	5,151
February	6,273	5,846
March	6,982	6,474
April	7,237	6,751
May	7,235	6,751
June	7,240	6,751

QUALITY

	Quantity	Base Number	Contract	AT	Region	England
% of FP17s for the same patient ID Re-attending within 3 months - Children	80	1,292	6.2%	10.7%	11.9%	11.8%
% of FP17s for the same patient ID Re-attending within 3 months - Adults	344	2,245	15.3%	16.1%	16.9%	15.7%
% of FP17s for the same patient ID Re-attending between 3 & 9 months - Children	485	1,292	37.5%	45.1%	48.9%	58.9%
% of FP17s for the same patient ID Re-attending between 3 & 9 months - Adults	635	2,245	28.3%	36.9%	38.9%	50.8%
% of FP17s for Band 1 Urgent Courses	341	3,569	9.6%	10.9%	10.7%	9.1%
% of FP17s Relating to Free Repair or Replacements	4	3,569	0.1%	0.5%	0.5%	0.8%
% of FP17s Relating to Continuations	60	3,569	1.7%	0.7%	0.7%	0.9%
% of Patients satisfied with the dentistry they have received	1	1	N/A	89.9%	89.1%	92.5%
% of Patients satisfied with the time they had to wait for an appointment	1	1	N/A	79.6%	83.1%	87.0%

* This is based on patients treated on this contract for their most recent course of treatment. Figures in italics indicate the base number of FP17s or Patient Questionnaire responses are less than 100. N/A is shown where the base number of responses is less than 10 during the period. % is calculated as Quantity/Base number*100

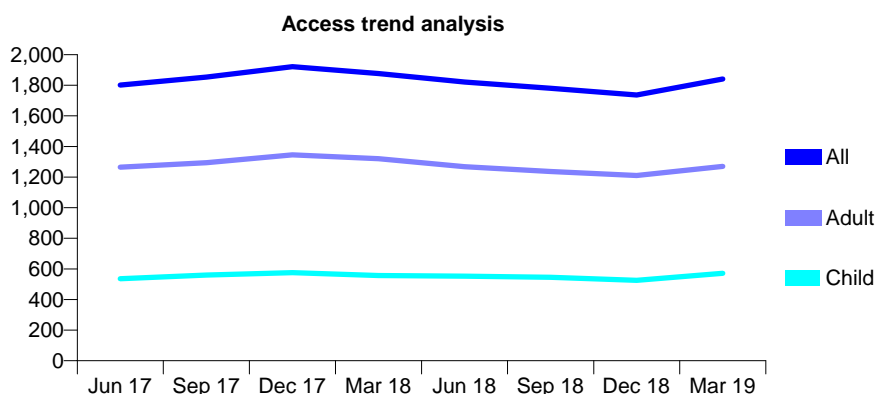
Q61 - Vital Signs At a Glance Contract Report for 124850/0001 - Year end March 2019

Name or company name	Mona Lisa Smiles
Contract type name	GDS Contract
Purpose of contract	General
Contract start date	01/04/2008
Contract end date	

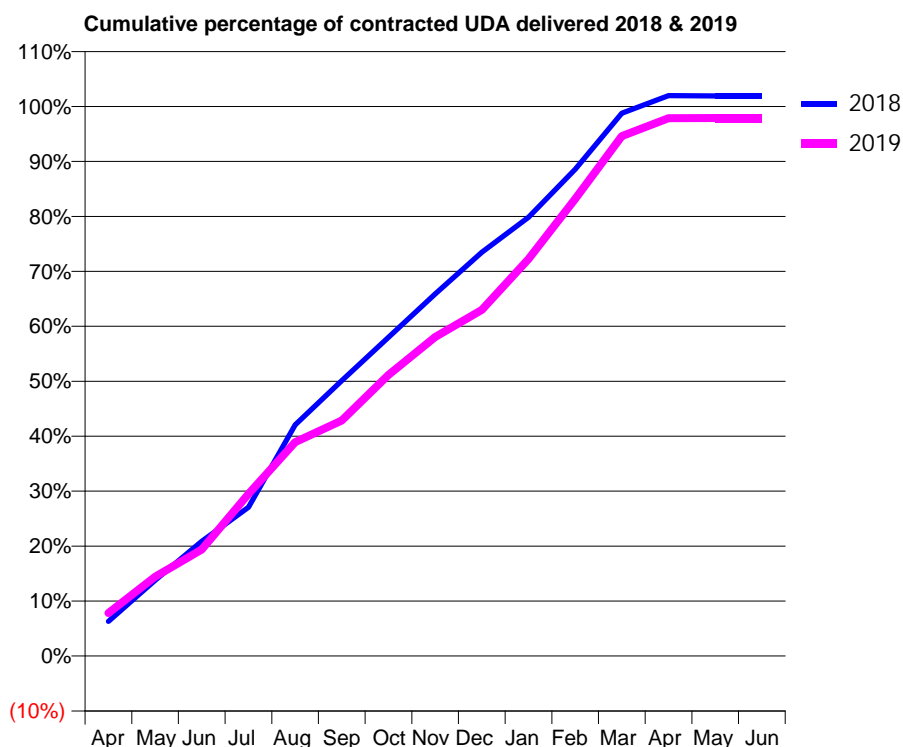
18/19 Contracted general activity (UDA)	5,343
Carry forward general activity (UDA)	-101
18/19 Contracted orthodontic activity (UOA)	0
Carry forward orthodontic activity (UOA)	0
Baseline contract value	£129,983.62

ACCESS*

Patients seen in 24 months	Total	Change since previous quarter
Quarter ending March 2018	1,877	
Quarter ending June 2018	1,821	↓
Quarter ending September 2018	1,781	↓
Quarter ending December 2018	1,736	↓
Quarter ending March 2019	1,841	↑
Variance since March 2018	(1.9%)	↓



ACTIVITY



Month	Adjusted Scheduled Activity (UDA)	
	2018	2019
April	337	418
May	737	771
June	1,116	1,035
July	1,447	1,577
August	2,247	2,080
September	2,676	2,289
October	3,100	2,733
November	3,521	3,103
December	3,926	3,365
January	4,265	3,859
February	4,732	4,444
March	5,277	5,055
April	5,447	5,229
May	5,444	5,230
June	5,444	5,230

QUALITY

	Quantity	Base Number	Contract	AT	Region	England
% of FP17s for the same patient ID Re-attending within 3 months - Children	79	878	9.0%	10.7%	11.9%	11.8%
% of FP17s for the same patient ID Re-attending within 3 months - Adults	226	1,791	12.6%	16.1%	16.9%	15.7%
% of FP17s for the same patient ID Re-attending between 3 & 9 months - Children	541	878	61.6%	45.1%	48.9%	58.9%
% of FP17s for the same patient ID Re-attending between 3 & 9 months - Adults	1,110	1,791	62.0%	36.9%	38.9%	50.8%
% of FP17s for Band 1 Urgent Courses	237	2,668	8.9%	10.9%	10.7%	9.1%
% of FP17s Relating to Free Repair or Replacements	7	2,668	0.3%	0.5%	0.5%	0.8%
% of FP17s Relating to Continuations	2	2,668	0.1%	0.7%	0.7%	0.9%
% of Patients satisfied with the dentistry they have received	0	1	N/A	89.9%	89.1%	92.5%
% of Patients satisfied with the time they had to wait for an appointment	1	1	N/A	79.6%	83.1%	87.0%

* This is based on patients treated on this contract for their most recent course of treatment. Figures in italics indicate the base number of FP17s or Patient Questionnaire responses are less than 100. N/A is shown where the base number of responses is less than 10 during the period. % is calculated as Quantity/Base number*100

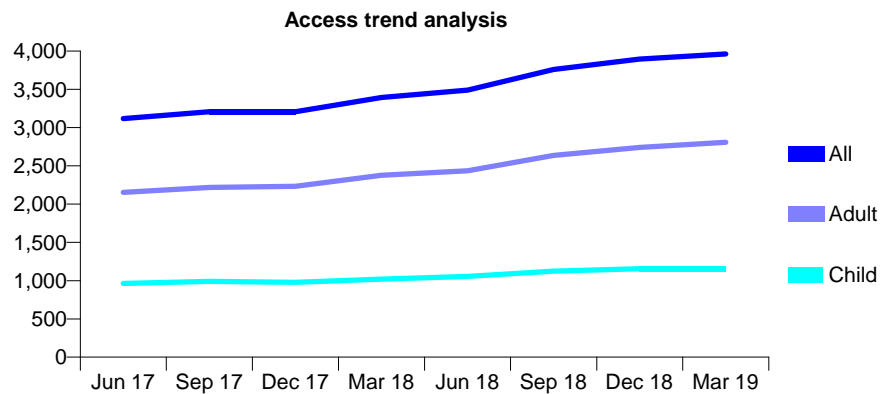
Q61 - Vital Signs At a Glance Contract Report for 125970/0001 - Year end March 2019

Name or company name	Vishesh VM Shah & Yuvraaj V Shah
Contract type name	GDS Contract
Purpose of contract	General
Contract start date	01/04/2008
Contract end date	

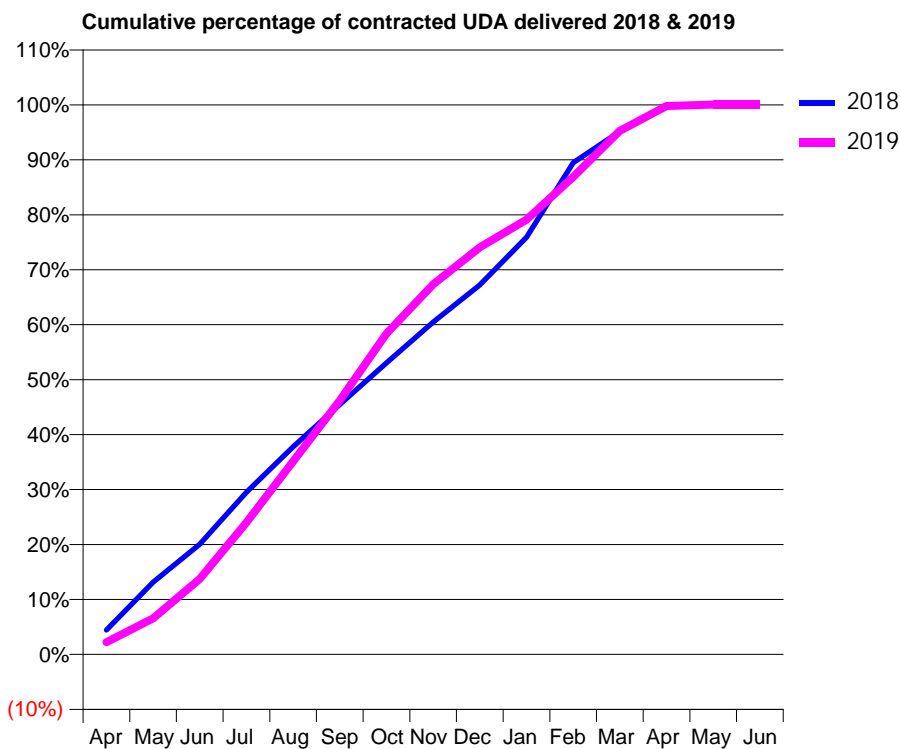
18/19 Contracted general activity (UDA)	12,365
Carry forward general activity (UDA)	2
18/19 Contracted orthodontic activity (UOA)	0
Carry forward orthodontic activity (UOA)	0
Baseline contract value	£465,184.48

ACCESS*

Patients seen in 24 months	Total	Change since previous quarter
Quarter ending March 2018	3,395	
Quarter ending June 2018	3,491	↑
Quarter ending September 2018	3,760	↑
Quarter ending December 2018	3,897	↑
Quarter ending March 2019	3,963	→
Variance since March 2018	16.7%	↑



ACTIVITY



Month	Adjusted Scheduled Activity (UDA)	
	2018	2019
April	551	277
May	1,628	813
June	2,481	1,700
July	3,651	2,969
August	4,672	4,347
September	5,625	5,711
October	6,562	7,218
November	7,479	8,329
December	8,312	9,160
January	9,383	9,780
February	11,066	10,745
March	11,768	11,781
April	12,363	12,340
May	12,363	12,371
June	12,363	12,370

QUALITY

	Quantity	Base Number	Contract	AT	Region	England
% of FP17s for the same patient ID Re-attending within 3 months - Children	95	1,439	6.6%	10.7%	11.9%	11.8%
% of FP17s for the same patient ID Re-attending within 3 months - Adults	444	3,128	14.2%	16.1%	16.9%	15.7%
% of FP17s for the same patient ID Re-attending between 3 & 9 months - Children	691	1,439	48.0%	45.1%	48.9%	58.9%
% of FP17s for the same patient ID Re-attending between 3 & 9 months - Adults	1,100	3,128	35.2%	36.9%	38.9%	50.8%
% of FP17s for Band 1 Urgent Courses	479	4,602	10.4%	10.9%	10.7%	9.1%
% of FP17s Relating to Free Repair or Replacements	13	4,602	0.3%	0.5%	0.5%	0.8%
% of FP17s Relating to Continuations	94	4,602	2.0%	0.7%	0.7%	0.9%
% of Patients satisfied with the dentistry they have received	0	0	N/A	89.9%	89.1%	92.5%
% of Patients satisfied with the time they had to wait for an appointment	0	0	N/A	79.6%	83.1%	87.0%

* This is based on patients treated on this contract for their most recent course of treatment. Figures in italics indicate the base number of FP17s or Patient Questionnaire responses are less than 100. N/A is shown where the base number of responses is less than 10 during the period. % is calculated as Quantity/Base number*100

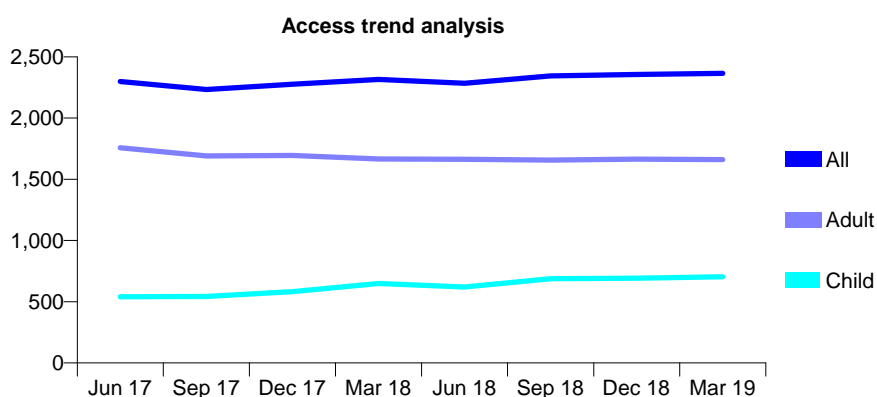
Q61 - Vital Signs At a Glance Contract Report for 126063/0001 - Year end March 2019

Name or company name	Valentine Dental Practice Ltd
Contract type name	GDS Contract
Purpose of contract	General
Contract start date	01/07/2011
Contract end date	

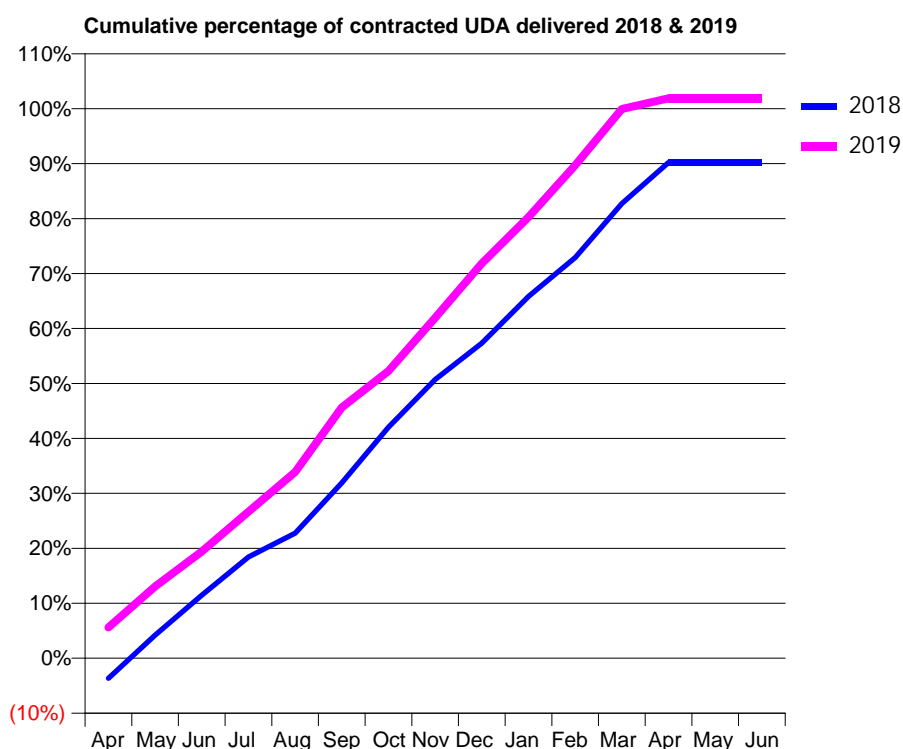
18/19 Contracted general activity (UDA)	6,231
Carry forward general activity (UDA)	0
18/19 Contracted orthodontic activity (UOA)	0
Carry forward orthodontic activity (UOA)	0
Baseline contract value	£178,515.00

ACCESS*

Patients seen in 24 months	Total	Change since previous quarter
Quarter ending March 2018	2,315	
Quarter ending June 2018	2,284	↓
Quarter ending September 2018	2,345	↑
Quarter ending December 2018	2,357	→
Quarter ending March 2019	2,365	→
Variance since March 2018	2.2%	↑



ACTIVITY



Month	Adjusted Scheduled Activity (UDA)	
	2018	2019
April	-229	350
May	262	814
June	715	1,210
July	1,148	1,661
August	1,419	2,112
September	1,987	2,842
October	2,620	3,256
November	3,159	3,860
December	3,572	4,477
January	4,101	5,001
February	4,542	5,590
March	5,154	6,226
April	5,622	6,349
May	5,622	6,349
June	5,622	6,349

QUALITY

	Quantity	Base Number	Contract	AT	Region	England
% of FP17s for the same patient ID Re-attending within 3 months - Children	46	760	6.1%	10.7%	11.9%	11.8%
% of FP17s for the same patient ID Re-attending within 3 months - Adults	293	1,938	15.1%	16.1%	16.9%	15.7%
% of FP17s for the same patient ID Re-attending between 3 & 9 months - Children	193	760	25.4%	45.1%	48.9%	58.9%
% of FP17s for the same patient ID Re-attending between 3 & 9 months - Adults	799	1,938	41.2%	36.9%	38.9%	50.8%
% of FP17s for Band 1 Urgent Courses	565	2,567	22.0%	10.9%	10.7%	9.1%
% of FP17s Relating to Free Repair or Replacements	32	2,567	1.2%	0.5%	0.5%	0.8%
% of FP17s Relating to Continuations	31	2,567	1.2%	0.7%	0.7%	0.9%
% of Patients satisfied with the dentistry they have received	3	3	N/A	89.9%	89.1%	92.5%
% of Patients satisfied with the time they had to wait for an appointment	3	3	N/A	79.6%	83.1%	87.0%

* This is based on patients treated on this contract for their most recent course of treatment. Figures in italics indicate the base number of FP17s or Patient Questionnaire responses are less than 100. N/A is shown where the base number of responses is less than 10 during the period. % is calculated as Quantity/Base number*100

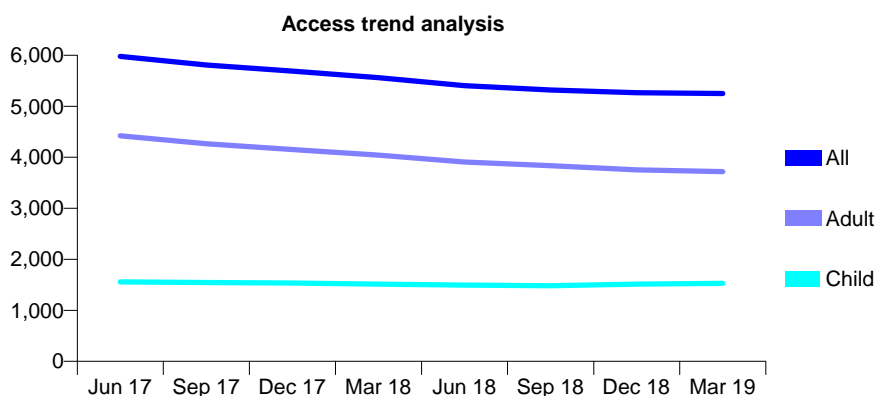
Q61 - Vital Signs At a Glance Contract Report for 126489/0001 - Year end March 2019

Name or company name	Mr Mansour Ezzati
Contract type name	GDS Contract
Purpose of contract	General
Contract start date	01/01/2009
Contract end date	

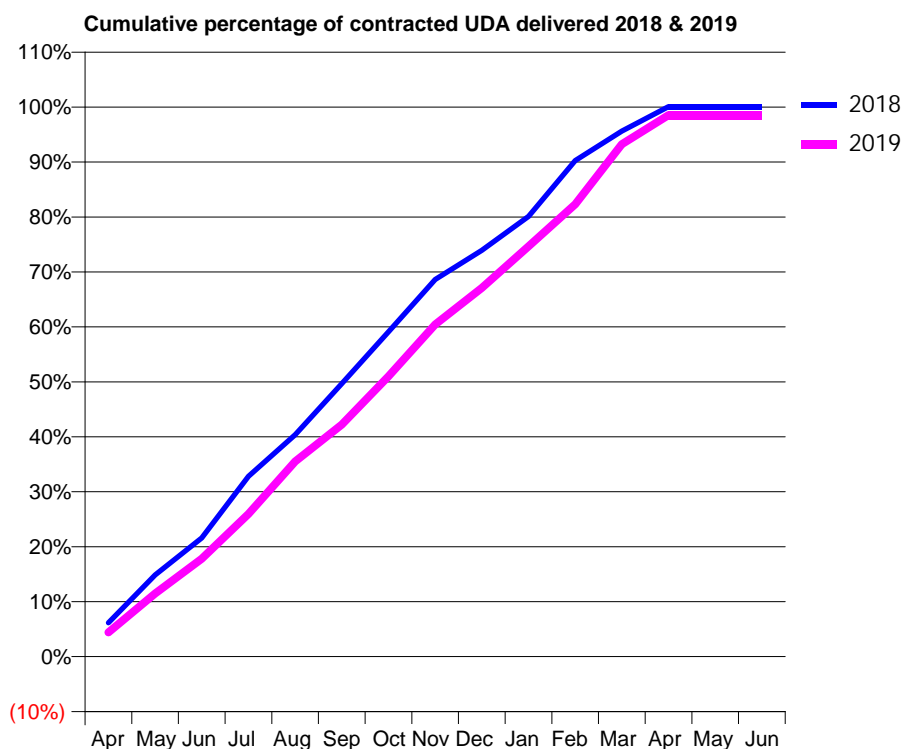
18/19 Contracted general activity (UDA)	18,134
Carry forward general activity (UDA)	-18
18/19 Contracted orthodontic activity (UOA)	0
Carry forward orthodontic activity (UOA)	0
Baseline contract value	£551,918.88

ACCESS*

Patients seen in 24 months	Total	Change since previous quarter
Quarter ending March 2018	5,560	
Quarter ending June 2018	5,403	↓
Quarter ending September 2018	5,318	↓
Quarter ending December 2018	5,266	→
Quarter ending March 2019	5,251	→
Variance since March 2018	(5.6%)	↓



ACTIVITY



Month	Adjusted Scheduled Activity (UDA)	
	2018	2019
April	1,122	801
May	2,697	2,084
June	3,920	3,232
July	5,954	4,712
August	7,325	6,440
September	9,007	7,654
October	10,717	9,252
November	12,449	10,958
December	13,405	12,163
January	14,524	13,537
February	16,368	14,928
March	17,339	16,907
April	18,152	17,868
May	18,152	17,868
June	18,152	17,868

QUALITY

	Quantity	Base Number	Contract	AT	Region	England
% of FP17s for the same patient ID Re-attending within 3 months - Children	86	1,711	5.0%	10.7%	11.9%	11.8%
% of FP17s for the same patient ID Re-attending within 3 months - Adults	386	3,517	11.0%	16.1%	16.9%	15.7%
% of FP17s for the same patient ID Re-attending between 3 & 9 months - Children	688	1,711	40.2%	45.1%	48.9%	58.9%
% of FP17s for the same patient ID Re-attending between 3 & 9 months - Adults	1,060	3,517	30.1%	36.9%	38.9%	50.8%
% of FP17s for Band 1 Urgent Courses	546	5,224	10.5%	10.9%	10.7%	9.1%
% of FP17s Relating to Free Repair or Replacements	7	5,224	0.1%	0.5%	0.5%	0.8%
% of FP17s Relating to Continuations	12	5,224	0.2%	0.7%	0.7%	0.9%
% of Patients satisfied with the dentistry they have received	3	3	N/A	89.9%	89.1%	92.5%
% of Patients satisfied with the time they had to wait for an appointment	3	3	N/A	79.6%	83.1%	87.0%

* This is based on patients treated on this contract for their most recent course of treatment. Figures in italics indicate the base number of FP17s or Patient Questionnaire responses are less than 100. N/A is shown where the base number of responses is less than 10 during the period. % is calculated as Quantity/Base number*100

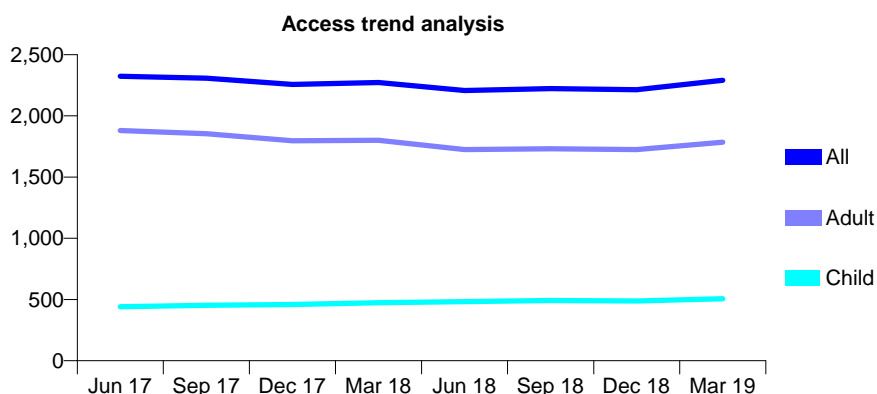
Q61 - Vital Signs At a Glance Contract Report for 127183/0001 - Year end March 2019

Name or company name	NL Partners
Contract type name	GDS Contract
Purpose of contract	General
Contract start date	01/11/2014
Contract end date	

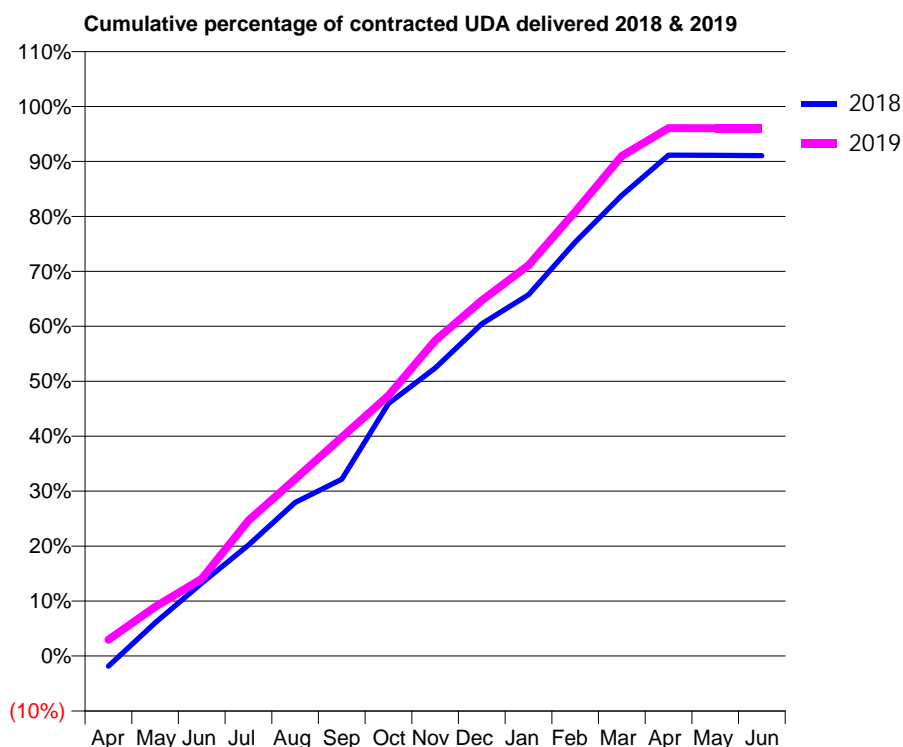
18/19 Contracted general activity (UDA)	7,359
Carry forward general activity (UDA)	0
18/19 Contracted orthodontic activity (UOA)	0
Carry forward orthodontic activity (UOA)	0
Baseline contract value	£230,274.59

ACCESS*

Patients seen in 24 months	Total	Change since previous quarter
Quarter ending March 2018	2,273	
Quarter ending June 2018	2,208	↓
Quarter ending September 2018	2,223	→
Quarter ending December 2018	2,214	→
Quarter ending March 2019	2,291	↑
Variance since March 2018	0.8%	→



ACTIVITY



Month	Adjusted Scheduled Activity (UDA)	
	2018	2019
April	-138	216
May	445	660
June	976	1,036
July	1,487	1,813
August	2,057	2,370
September	2,367	2,929
October	3,381	3,488
November	3,857	4,226
December	4,448	4,762
January	4,839	5,232
February	5,544	5,950
March	6,169	6,696
April	6,707	7,069
May	6,704	7,067
June	6,701	7,067

QUALITY

	Quantity	Base Number	Contract	AT	Region	England
% of FP17s for the same patient ID Re-attending within 3 months - Children	26	672	3.9%	10.7%	11.9%	11.8%
% of FP17s for the same patient ID Re-attending within 3 months - Adults	150	1,900	7.9%	16.1%	16.9%	15.7%
% of FP17s for the same patient ID Re-attending between 3 & 9 months - Children	349	672	51.9%	45.1%	48.9%	58.9%
% of FP17s for the same patient ID Re-attending between 3 & 9 months - Adults	838	1,900	44.1%	36.9%	38.9%	50.8%
% of FP17s for Band 1 Urgent Courses	40	2,544	1.6%	10.9%	10.7%	9.1%
% of FP17s Relating to Free Repair or Replacements	27	2,544	1.1%	0.5%	0.5%	0.8%
% of FP17s Relating to Continuations	21	2,544	0.8%	0.7%	0.7%	0.9%
% of Patients satisfied with the dentistry they have received	0	0	N/A	89.9%	89.1%	92.5%
% of Patients satisfied with the time they had to wait for an appointment	0	0	N/A	79.6%	83.1%	87.0%

* This is based on patients treated on this contract for their most recent course of treatment. Figures in italics indicate the base number of FP17s or Patient Questionnaire responses are less than 100. N/A is shown where the base number of responses is less than 10 during the period. % is calculated as Quantity/Base number*100

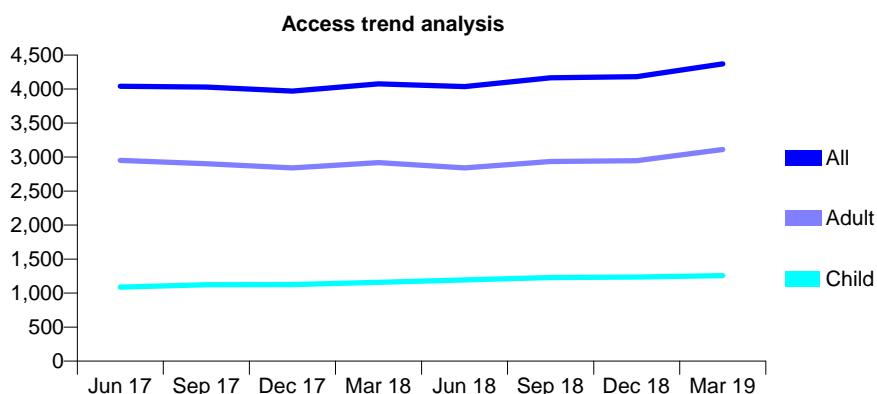
Q61 - Vital Signs At a Glance Contract Report for 127183/0002 - Year end March 2019

Name or company name	NL Partners
Contract type name	GDS Contract
Purpose of contract	General
Contract start date	01/11/2014
Contract end date	

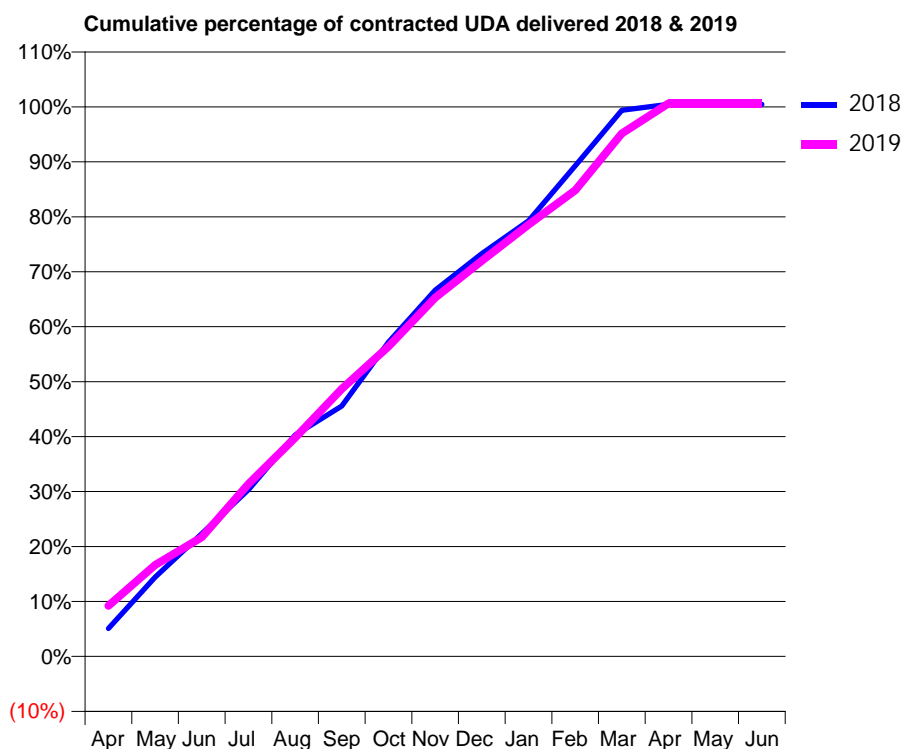
18/19 Contracted general activity (UDA)	10,565
Carry forward general activity (UDA)	-49
18/19 Contracted orthodontic activity (UOA)	0
Carry forward orthodontic activity (UOA)	0
Baseline contract value	£299,854.60

ACCESS*

Patients seen in 24 months	Total	Change since previous quarter
Quarter ending March 2018	4,077	
Quarter ending June 2018	4,036	↓
Quarter ending September 2018	4,166	↑
Quarter ending December 2018	4,183	→
Quarter ending March 2019	4,370	↑
Variance since March 2018	7.2%	↑



ACTIVITY



Month	Adjusted Scheduled Activity (UDA)	
	2018	2019
April	537	973
May	1,525	1,760
June	2,358	2,291
July	3,204	3,315
August	4,257	4,203
September	4,814	5,143
October	6,043	5,961
November	7,041	6,898
December	7,745	7,604
January	8,372	8,299
February	9,432	8,961
March	10,501	10,055
April	10,614	10,631
May	10,615	10,631
June	10,614	10,631

QUALITY

	Quantity	Base Number	Contract	AT	Region	England
% of FP17s for the same patient ID Re-attending within 3 months - Children	104	1,555	6.7%	10.7%	11.9%	11.8%
% of FP17s for the same patient ID Re-attending within 3 months - Adults	299	3,082	9.7%	16.1%	16.9%	15.7%
% of FP17s for the same patient ID Re-attending between 3 & 9 months - Children	750	1,555	48.2%	45.1%	48.9%	58.9%
% of FP17s for the same patient ID Re-attending between 3 & 9 months - Adults	1,072	3,082	34.8%	36.9%	38.9%	50.8%
% of FP17s for Band 1 Urgent Courses	202	4,779	4.2%	10.9%	10.7%	9.1%
% of FP17s Relating to Free Repair or Replacements	12	4,779	0.3%	0.5%	0.5%	0.8%
% of FP17s Relating to Continuations	12	4,779	0.3%	0.7%	0.7%	0.9%
% of Patients satisfied with the dentistry they have received	0	0	N/A	89.9%	89.1%	92.5%
% of Patients satisfied with the time they had to wait for an appointment	0	0	N/A	79.6%	83.1%	87.0%

* This is based on patients treated on this contract for their most recent course of treatment.

Figures in italics indicate the base number of FP17s or Patient Questionnaire responses are less than 100. N/A is shown where the base number of responses is less than 10 during the period. % is calculated as Quantity/Base number*100

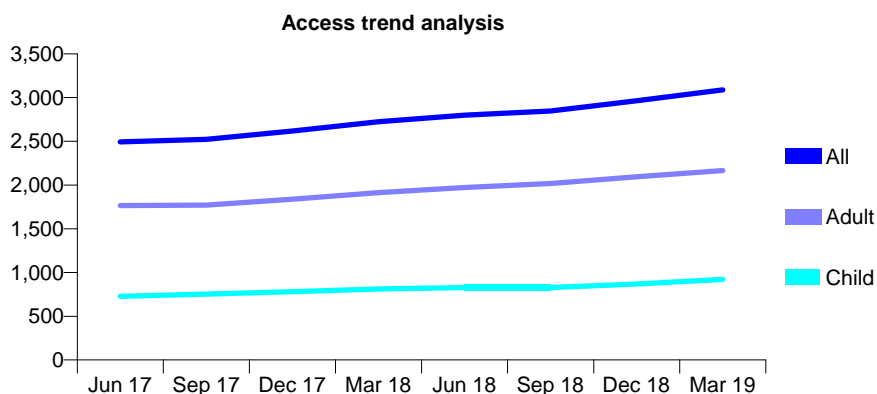
Q61 - Vital Signs At a Glance Contract Report for 127256/0001 - Year end March 2019

Name or company name	Hainault Gentle Dental Care Ltd
Contract type name	GDS Contract
Purpose of contract	General
Contract start date	01/05/2011
Contract end date	

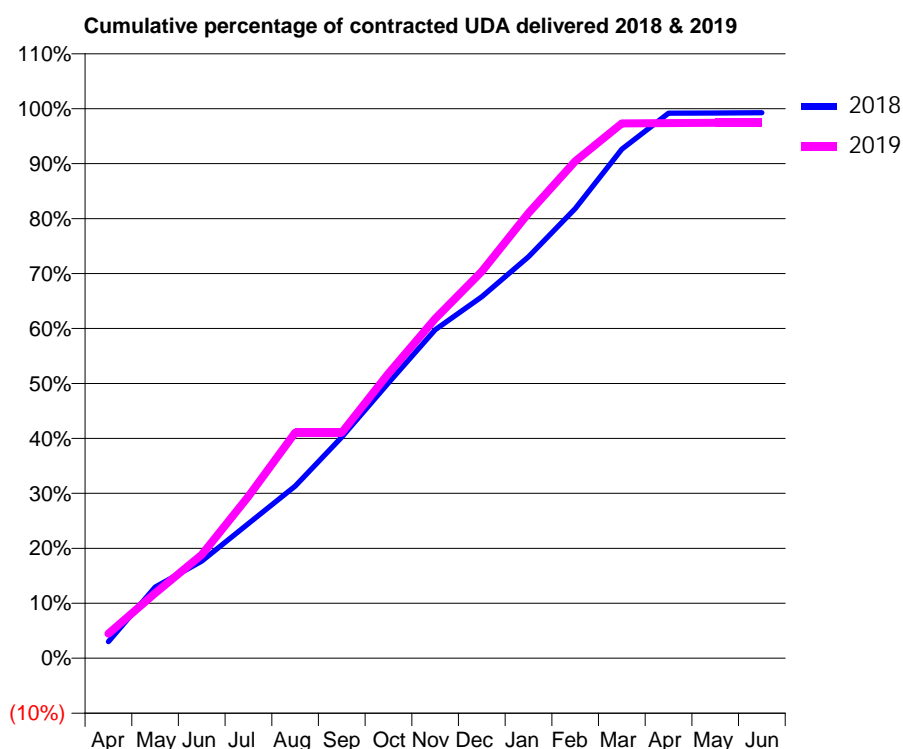
18/19 Contracted general activity (UDA)	6,575
Carry forward general activity (UDA)	48
18/19 Contracted orthodontic activity (UOA)	0
Carry forward orthodontic activity (UOA)	0
Baseline contract value	£177,053.17

ACCESS*

Patients seen in 24 months	Total	Change since previous quarter
Quarter ending March 2018	2,725	
Quarter ending June 2018	2,799	↑
Quarter ending September 2018	2,846	→
Quarter ending December 2018	2,964	↑
Quarter ending March 2019	3,089	↑
Variance since March 2018	13.4%	↑



ACTIVITY



Month	Adjusted Scheduled Activity (UDA)	
	2018	2019
April	199	294
May	852	777
June	1,161	1,237
July	1,611	1,938
August	2,059	2,699
September	2,647	2,699
October	3,294	3,408
November	3,931	4,062
December	4,324	4,628
January	4,803	5,325
February	5,380	5,946
March	6,089	6,398
April	6,521	6,402
May	6,524	6,406
June	6,527	6,406

QUALITY

	Quantity	Base Number	Contract	AT	Region	England
% of FP17s for the same patient ID Re-attending within 3 months - Children	58	882	6.6%	10.7%	11.9%	11.8%
% of FP17s for the same patient ID Re-attending within 3 months - Adults	214	1,927	11.1%	16.1%	16.9%	15.7%
% of FP17s for the same patient ID Re-attending between 3 & 9 months - Children	214	882	24.3%	45.1%	48.9%	58.9%
% of FP17s for the same patient ID Re-attending between 3 & 9 months - Adults	375	1,927	19.5%	36.9%	38.9%	50.8%
% of FP17s for Band 1 Urgent Courses	207	2,089	9.9%	10.9%	10.7%	9.1%
% of FP17s Relating to Free Repair or Replacements	23	2,089	1.1%	0.5%	0.5%	0.8%
% of FP17s Relating to Continuations	24	2,089	1.1%	0.7%	0.7%	0.9%
% of Patients satisfied with the dentistry they have received	2	2	N/A	89.9%	89.1%	92.5%
% of Patients satisfied with the time they had to wait for an appointment	2	2	N/A	79.6%	83.1%	87.0%

* This is based on patients treated on this contract for their most recent course of treatment.

Figures in italics indicate the base number of FP17s or Patient Questionnaire responses are less than 100. N/A is shown where the base number of responses is less than 10 during the period. % is calculated as Quantity/Base number*100

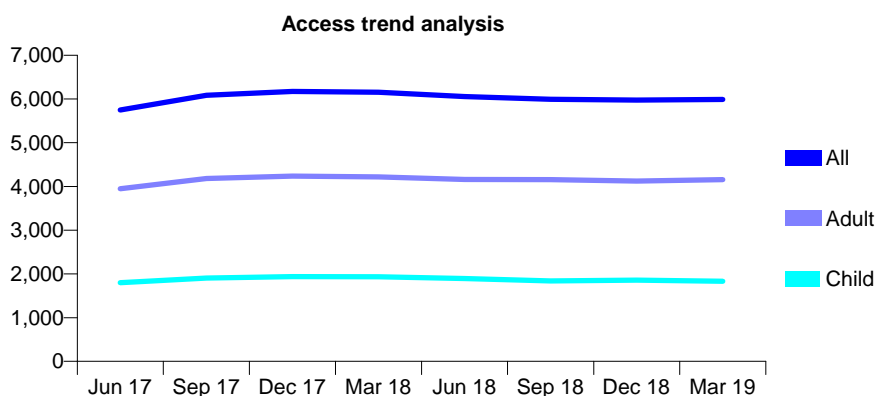
Q61 - Vital Signs At a Glance Contract Report for 127280/0001 - Year end March 2019

Name or company name	S Cowley, R Ingham and J Angelo
Contract type name	GDS Contract
Purpose of contract	General
Contract start date	01/05/2011
Contract end date	

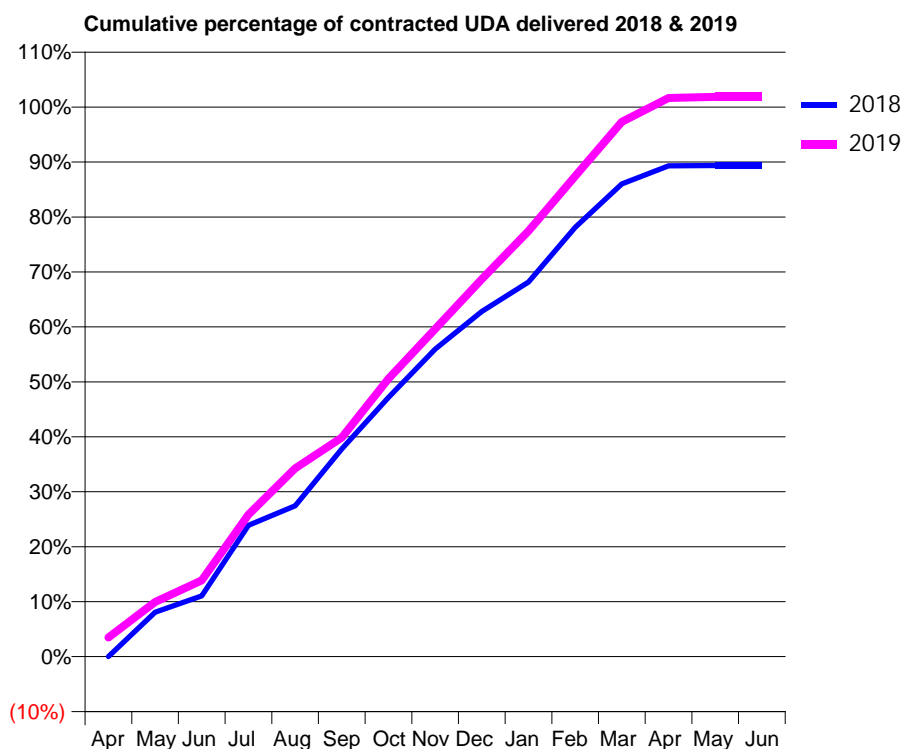
18/19 Contracted general activity (UDA)	23,003
Carry forward general activity (UDA)	0
18/19 Contracted orthodontic activity (UOA)	0
Carry forward orthodontic activity (UOA)	0
Baseline contract value	£683,380.03

ACCESS*

Patients seen in 24 months	Total	Change since previous quarter
Quarter ending March 2018	6,153	
Quarter ending June 2018	6,055	↓
Quarter ending September 2018	5,994	↓
Quarter ending December 2018	5,978	→
Quarter ending March 2019	5,989	→
Variance since March 2018	(2.7%)	↓



ACTIVITY



Month	Adjusted Scheduled Activity (UDA)	
	2018	2019
April	-4	800
May	1,861	2,291
June	2,541	3,193
July	5,494	5,949
August	6,314	7,884
September	8,696	9,168
October	10,847	11,634
November	12,877	13,719
December	14,448	15,803
January	15,678	17,816
February	17,969	20,116
March	19,785	22,389
April	20,546	23,381
May	20,556	23,428
June	20,557	23,428

QUALITY

	Quantity	Base Number	Contract	AT	Region	England
% of FP17s for the same patient ID Re-attending within 3 months - Children	175	1,730	10.1%	10.7%	11.9%	11.8%
% of FP17s for the same patient ID Re-attending within 3 months - Adults	986	4,282	23.0%	16.1%	16.9%	15.7%
% of FP17s for the same patient ID Re-attending between 3 & 9 months - Children	455	1,730	26.3%	45.1%	48.9%	58.9%
% of FP17s for the same patient ID Re-attending between 3 & 9 months - Adults	1,012	4,282	23.6%	36.9%	38.9%	50.8%
% of FP17s for Band 1 Urgent Courses	1,121	6,027	18.6%	10.9%	10.7%	9.1%
% of FP17s Relating to Free Repair or Replacements	22	6,027	0.4%	0.5%	0.5%	0.8%
% of FP17s Relating to Continuations	174	6,027	2.9%	0.7%	0.7%	0.9%
% of Patients satisfied with the dentistry they have received	0	1	N/A	89.9%	89.1%	92.5%
% of Patients satisfied with the time they had to wait for an appointment	0	1	N/A	79.6%	83.1%	87.0%

* This is based on patients treated on this contract for their most recent course of treatment. Figures in italics indicate the base number of FP17s or Patient Questionnaire responses are less than 100. N/A is shown where the base number of responses is less than 10 during the period. % is calculated as Quantity/Base number*100

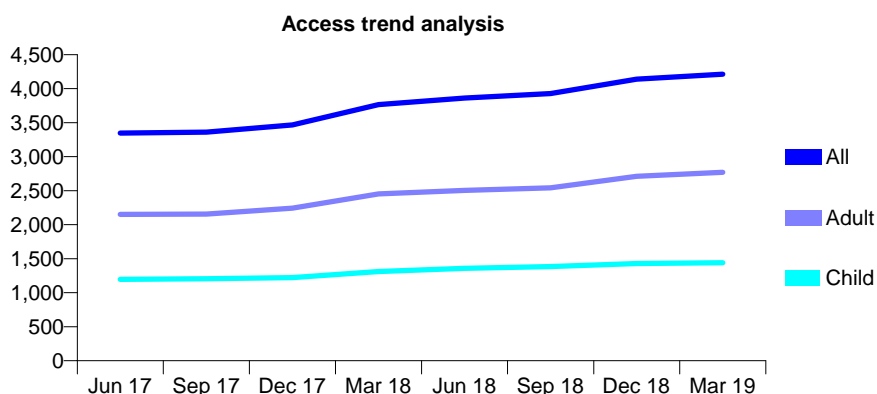
Q61 - Vital Signs At a Glance Contract Report for 127833/0001 - Year end March 2019

Name or company name	Oris Dental Centre
Contract type name	GDS Contract
Purpose of contract	General
Contract start date	01/12/2008
Contract end date	

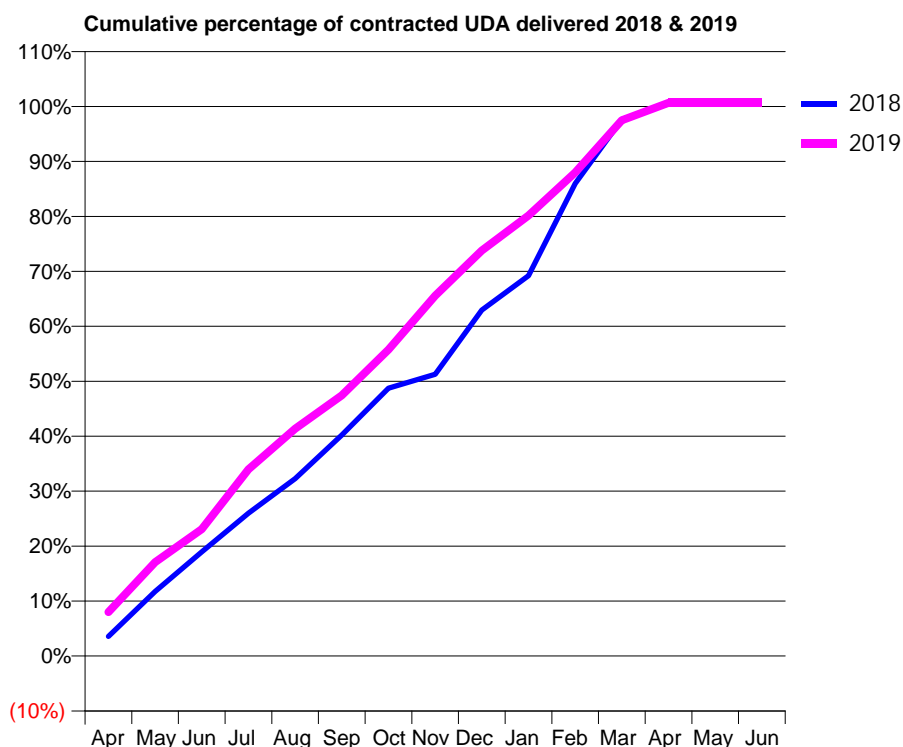
18/19 Contracted general activity (UDA)	10,757
Carry forward general activity (UDA)	-59
18/19 Contracted orthodontic activity (UOA)	0
Carry forward orthodontic activity (UOA)	0
Baseline contract value	£275,739.29

ACCESS*

Patients seen in 24 months	Total	Change since previous quarter
Quarter ending March 2018	3,765	
Quarter ending June 2018	3,861	↑
Quarter ending September 2018	3,928	→
Quarter ending December 2018	4,140	↑
Quarter ending March 2019	4,212	→
Variance since March 2018	11.9%	↑



ACTIVITY



Month	Adjusted Scheduled Activity (UDA)	
	2018	2019
April	384	861
May	1,265	1,836
June	2,036	2,485
July	2,797	3,655
August	3,474	4,450
September	4,324	5,101
October	5,244	5,998
November	5,515	7,055
December	6,772	7,937
January	7,445	8,622
February	9,251	9,465
March	10,504	10,487
April	10,811	10,828
May	10,816	10,828
June	10,816	10,828

QUALITY

	Quantity	Base Number	Contract	AT	Region	England
% of FP17s for the same patient ID Re-attending within 3 months - Children	156	2,076	7.5%	10.7%	11.9%	11.8%
% of FP17s for the same patient ID Re-attending within 3 months - Adults	486	3,191	15.2%	16.1%	16.9%	15.7%
% of FP17s for the same patient ID Re-attending between 3 & 9 months - Children	1,131	2,076	54.5%	45.1%	48.9%	58.9%
% of FP17s for the same patient ID Re-attending between 3 & 9 months - Adults	1,130	3,191	35.4%	36.9%	38.9%	50.8%
% of FP17s for Band 1 Urgent Courses	581	4,778	12.2%	10.9%	10.7%	9.1%
% of FP17s Relating to Free Repair or Replacements	31	4,778	0.6%	0.5%	0.5%	0.8%
% of FP17s Relating to Continuations	0	4,778	0.0%	0.7%	0.7%	0.9%
% of Patients satisfied with the dentistry they have received	1	1	N/A	89.9%	89.1%	92.5%
% of Patients satisfied with the time they had to wait for an appointment	1	1	N/A	79.6%	83.1%	87.0%

* This is based on patients treated on this contract for their most recent course of treatment. Figures in italics indicate the base number of FP17s or Patient Questionnaire responses are less than 100. N/A is shown where the base number of responses is less than 10 during the period. % is calculated as Quantity/Base number*100

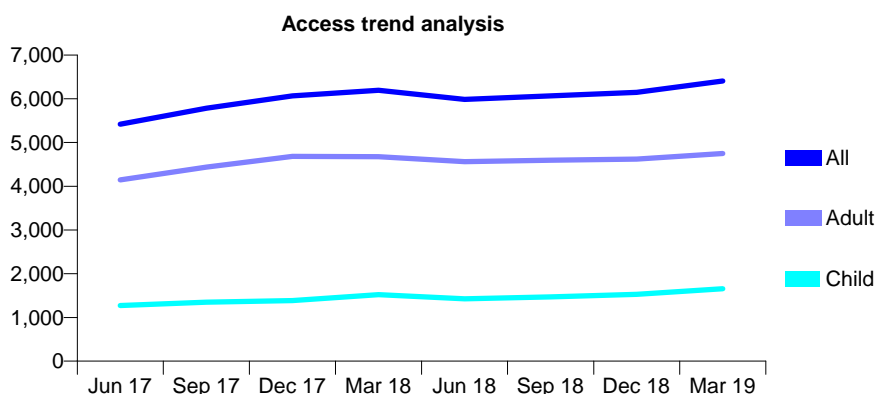
Q61 - Vital Signs At a Glance Contract Report for 127965/0001 - Year end March 2019

Name or company name	Manor House DS
Contract type name	GDS Contract
Purpose of contract	General
Contract start date	01/12/2015
Contract end date	

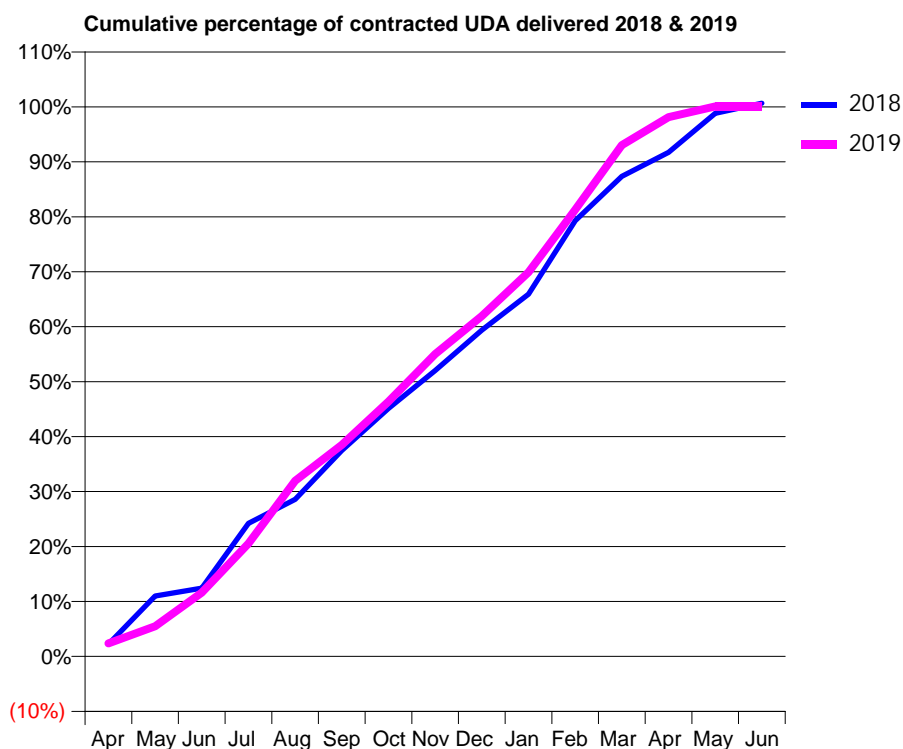
18/19 Contracted general activity (UDA)	17,735
Carry forward general activity (UDA)	-116
18/19 Contracted orthodontic activity (UOA)	0
Carry forward orthodontic activity (UOA)	0
Baseline contract value	£631,684.76

ACCESS*

Patients seen in 24 months	Total	Change since previous quarter
Quarter ending March 2018	6,196	
Quarter ending June 2018	5,986	↓
Quarter ending September 2018	6,065	→
Quarter ending December 2018	6,148	→
Quarter ending March 2019	6,408	↑
Variance since March 2018	3.4%	↑



ACTIVITY



Month	2018	2019
April	399	419
May	1,950	975
June	2,206	2,058
July	4,295	3,642
August	5,071	5,672
September	6,642	6,830
October	8,004	8,226
November	9,229	9,759
December	10,530	10,984
January	11,691	12,398
February	14,063	14,421
March	15,491	16,500
April	16,268	17,404
May	17,525	17,748
June	17,851	17,749

QUALITY

	Quantity	Base Number	Contract	AT	Region	England
% of FP17s for the same patient ID Re-attending within 3 months - Children	20	1,673	1.2%	10.7%	11.9%	11.8%
% of FP17s for the same patient ID Re-attending within 3 months - Adults	112	4,067	2.8%	16.1%	16.9%	15.7%
% of FP17s for the same patient ID Re-attending between 3 & 9 months - Children	427	1,673	25.5%	45.1%	48.9%	58.9%
% of FP17s for the same patient ID Re-attending between 3 & 9 months - Adults	1,025	4,067	25.2%	36.9%	38.9%	50.8%
% of FP17s for Band 1 Urgent Courses	124	5,523	2.2%	10.9%	10.7%	9.1%
% of FP17s Relating to Free Repair or Replacements	14	5,523	0.3%	0.5%	0.5%	0.8%
% of FP17s Relating to Continuations	21	5,523	0.4%	0.7%	0.7%	0.9%
% of Patients satisfied with the dentistry they have received	1	1	N/A	89.9%	89.1%	92.5%
% of Patients satisfied with the time they had to wait for an appointment	0	1	N/A	79.6%	83.1%	87.0%

* This is based on patients treated on this contract for their most recent course of treatment. Figures in italics indicate the base number of FP17s or Patient Questionnaire responses are less than 100. N/A is shown where the base number of responses is less than 10 during the period. % is calculated as Quantity/Base number*100

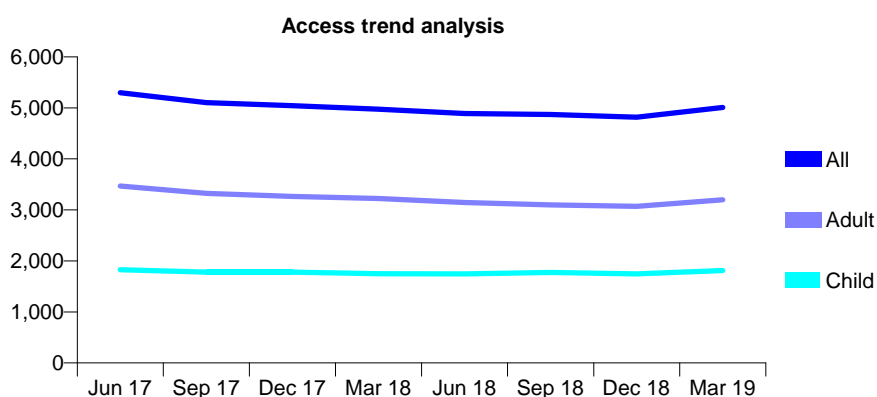
Q61 - Vital Signs At a Glance Contract Report for 128163/0006 - Year end March 2019

Name or company name	Aspire Dental Care Limited
Contract type name	GDS Contract
Purpose of contract	General
Contract start date	11/12/2012
Contract end date	

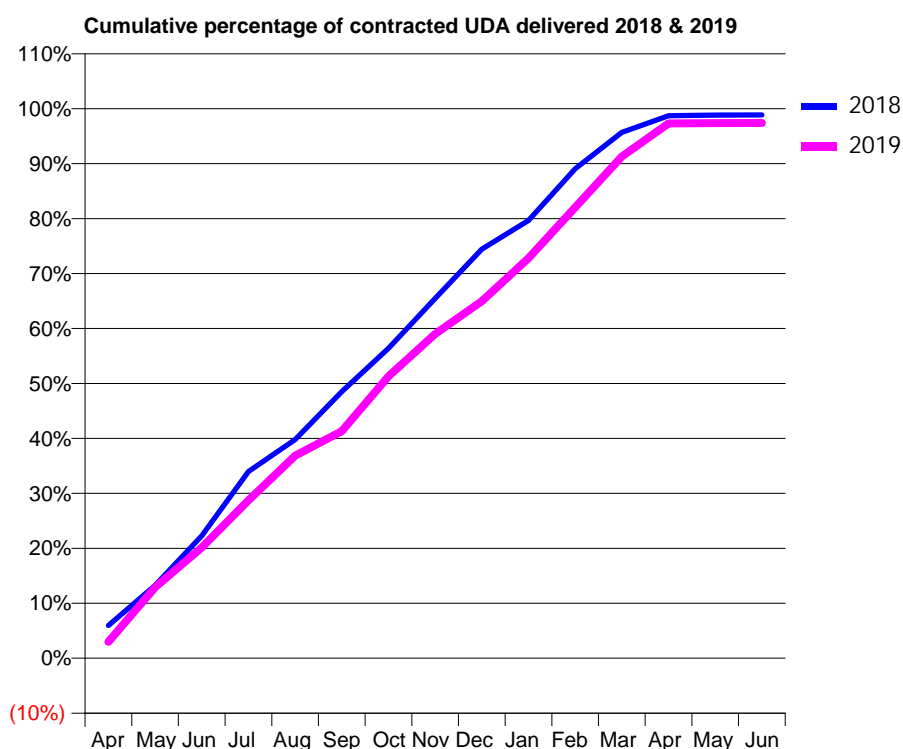
18/19 Contracted general activity (UDA)	13,436
Carry forward general activity (UDA)	155
18/19 Contracted orthodontic activity (UOA)	0
Carry forward orthodontic activity (UOA)	0
Baseline contract value	£328,159.69

ACCESS*

Patients seen in 24 months	Total	Change since previous quarter
Quarter ending March 2018	4,974	
Quarter ending June 2018	4,890	↓
Quarter ending September 2018	4,873	→
Quarter ending December 2018	4,816	↓
Quarter ending March 2019	5,009	↑
Variance since March 2018	0.7%	→



ACTIVITY



Month	Adjusted Scheduled Activity (UDA)	
	2018	2019
April	801	401
May	1,781	1,735
June	2,991	2,709
July	4,568	3,859
August	5,344	4,952
September	6,518	5,552
October	7,577	6,891
November	8,797	7,927
December	9,999	8,726
January	10,703	9,781
February	11,969	11,024
March	12,856	12,263
April	13,262	13,077
May	13,279	13,083
June	13,281	13,085

QUALITY

	Quantity	Base Number	Contract	AT	Region	England
% of FP17s for the same patient ID Re-attending within 3 months - Children	217	2,413	9.0%	10.7%	11.9%	11.8%
% of FP17s for the same patient ID Re-attending within 3 months - Adults	549	3,669	15.0%	16.1%	16.9%	15.7%
% of FP17s for the same patient ID Re-attending between 3 & 9 months - Children	1,213	2,413	50.3%	45.1%	48.9%	58.9%
% of FP17s for the same patient ID Re-attending between 3 & 9 months - Adults	1,310	3,669	35.7%	36.9%	38.9%	50.8%
% of FP17s for Band 1 Urgent Courses	1,130	6,214	18.2%	10.9%	10.7%	9.1%
% of FP17s Relating to Free Repair or Replacements	41	6,214	0.7%	0.5%	0.5%	0.8%
% of FP17s Relating to Continuations	11	6,214	0.2%	0.7%	0.7%	0.9%
% of Patients satisfied with the dentistry they have received	0	0	N/A	89.9%	89.1%	92.5%
% of Patients satisfied with the time they had to wait for an appointment	0	0	N/A	79.6%	83.1%	87.0%

* This is based on patients treated on this contract for their most recent course of treatment.

Figures in italics indicate the base number of FP17s or Patient Questionnaire responses are less than 100. N/A is shown where the base number of responses is less than 10 during the period. % is calculated as Quantity/Base number*100

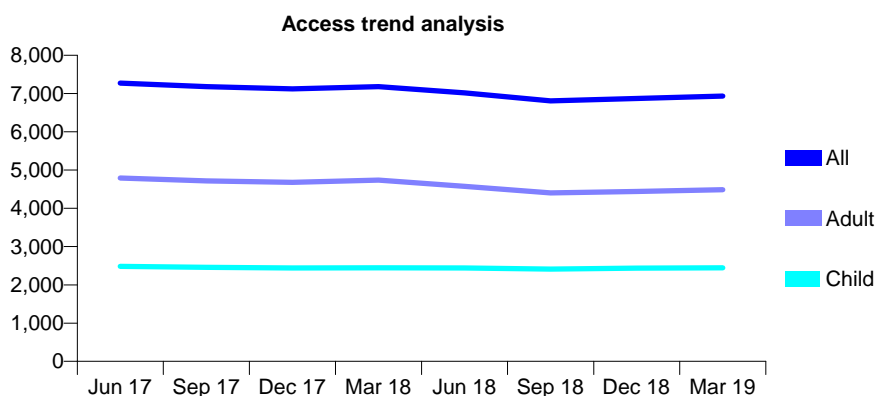
Q61 - Vital Signs At a Glance Contract Report for 128422/0001 - Year end March 2019

Name or company name	MR JL VARA DR NJ VARA DR RJ VARA
Contract type name	GDS Contract
Purpose of contract	General
Contract start date	01/04/2013
Contract end date	

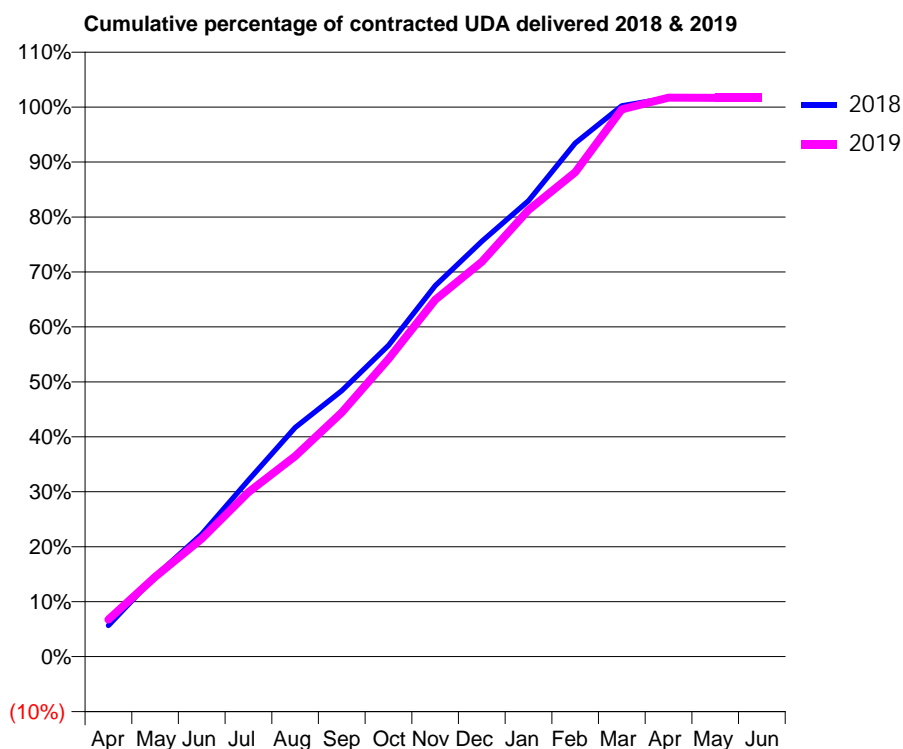
18/19 Contracted general activity (UDA)	20,521
Carry forward general activity (UDA)	-312
18/19 Contracted orthodontic activity (UOA)	0
Carry forward orthodontic activity (UOA)	0
Baseline contract value	£586,685.71

ACCESS*

Patients seen in 24 months	Total	Change since previous quarter
Quarter ending March 2018	7,179	
Quarter ending June 2018	7,019	↓
Quarter ending September 2018	6,811	↓
Quarter ending December 2018	6,874	→
Quarter ending March 2019	6,930	→
Variance since March 2018	(3.5%)	↓



ACTIVITY



Month	Adjusted Scheduled Activity (UDA)	
	2018	2019
April	1,161	1,387
May	3,004	2,978
June	4,576	4,401
July	6,592	6,141
August	8,559	7,487
September	9,927	9,117
October	11,620	11,112
November	13,851	13,326
December	15,506	14,736
January	17,022	16,673
February	19,177	18,086
March	20,570	20,434
April	20,869	20,873
May	20,832	20,861
June	20,833	20,861

QUALITY

	Quantity	Base Number	Contract	AT	Region	England
% of FP17s for the same patient ID Re-attending within 3 months - Children	149	2,860	5.2%	10.7%	11.9%	11.8%
% of FP17s for the same patient ID Re-attending within 3 months - Adults	352	4,069	8.7%	16.1%	16.9%	15.7%
% of FP17s for the same patient ID Re-attending between 3 & 9 months - Children	1,064	2,860	37.2%	45.1%	48.9%	58.9%
% of FP17s for the same patient ID Re-attending between 3 & 9 months - Adults	1,290	4,069	31.7%	36.9%	38.9%	50.8%
% of FP17s for Band 1 Urgent Courses	429	6,968	6.2%	10.9%	10.7%	9.1%
% of FP17s Relating to Free Repair or Replacements	28	6,968	0.4%	0.5%	0.5%	0.8%
% of FP17s Relating to Continuations	24	6,968	0.3%	0.7%	0.7%	0.9%
% of Patients satisfied with the dentistry they have received	0	0	N/A	89.9%	89.1%	92.5%
% of Patients satisfied with the time they had to wait for an appointment	0	0	N/A	79.6%	83.1%	87.0%

* This is based on patients treated on this contract for their most recent course of treatment. Figures in italics indicate the base number of FP17s or Patient Questionnaire responses are less than 100. N/A is shown where the base number of responses is less than 10 during the period. % is calculated as Quantity/Base number*100

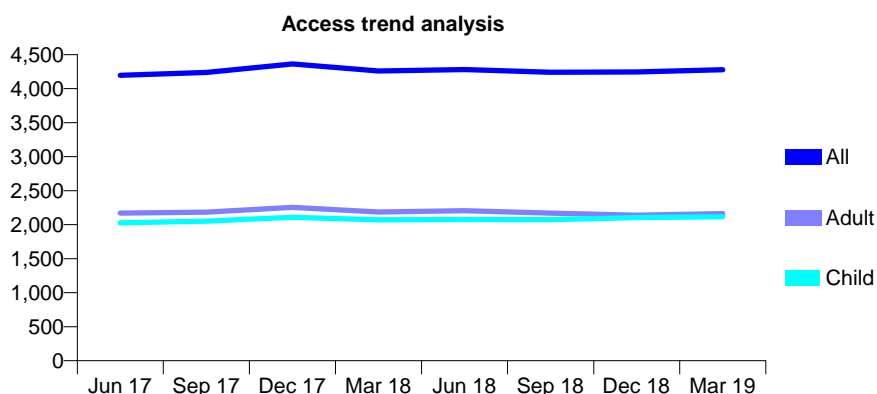
Q61 - Vital Signs At a Glance Contract Report for 128473/0001 - Year end March 2019

Name or company name	The Anna House Partnership
Contract type name	GDS Contract
Purpose of contract	General
Contract start date	01/05/2015
Contract end date	

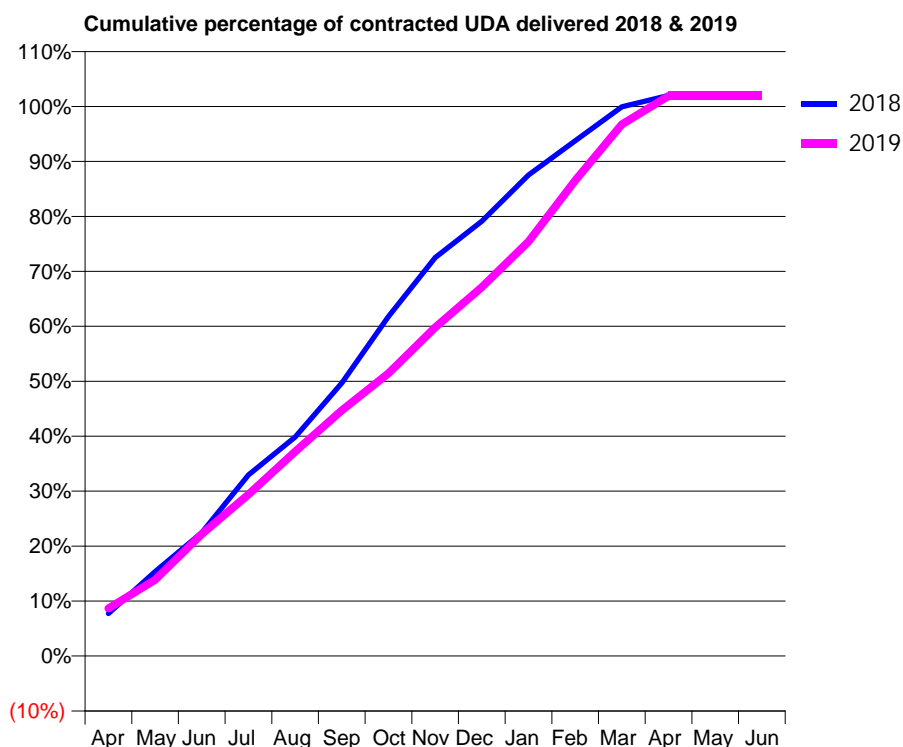
18/19 Contracted general activity (UDA)	17,027
Carry forward general activity (UDA)	-341
18/19 Contracted orthodontic activity (UOA)	0
Carry forward orthodontic activity (UOA)	0
Baseline contract value	£535,702.27

ACCESS*

Patients seen in 24 months	Total	Change since previous quarter
Quarter ending March 2018	4,259	
Quarter ending June 2018	4,281	→
Quarter ending September 2018	4,243	→
Quarter ending December 2018	4,246	→
Quarter ending March 2019	4,279	→
Variance since March 2018	0.5%	→



ACTIVITY



Month	Adjusted Scheduled Activity (UDA)	
	2018	2019
April	1,317	1,478
May	2,617	2,360
June	3,821	3,775
July	5,609	5,006
August	6,786	6,338
September	8,456	7,608
October	10,520	8,756
November	12,344	10,184
December	13,468	11,426
January	14,904	12,839
February	15,965	14,732
March	17,012	16,471
April	17,369	17,352
May	17,369	17,352
June	17,368	17,352

QUALITY

	Quantity	Base Number	Contract	AT	Region	England
% of FP17s for the same patient ID Re-attending within 3 months - Children	189	2,856	6.6%	10.7%	11.9%	11.8%
% of FP17s for the same patient ID Re-attending within 3 months - Adults	384	2,554	15.0%	16.1%	16.9%	15.7%
% of FP17s for the same patient ID Re-attending between 3 & 9 months - Children	1,627	2,856	57.0%	45.1%	48.9%	58.9%
% of FP17s for the same patient ID Re-attending between 3 & 9 months - Adults	1,239	2,554	48.5%	36.9%	38.9%	50.8%
% of FP17s for Band 1 Urgent Courses	359	5,494	6.5%	10.9%	10.7%	9.1%
% of FP17s Relating to Free Repair or Replacements	1	5,494	0.0%	0.5%	0.5%	0.8%
% of FP17s Relating to Continuations	22	5,494	0.4%	0.7%	0.7%	0.9%
% of Patients satisfied with the dentistry they have received	2	2	N/A	89.9%	89.1%	92.5%
% of Patients satisfied with the time they had to wait for an appointment	2	2	N/A	79.6%	83.1%	87.0%

* This is based on patients treated on this contract for their most recent course of treatment. Figures in italics indicate the base number of FP17s or Patient Questionnaire responses are less than 100. N/A is shown where the base number of responses is less than 10 during the period. % is calculated as Quantity/Base number*100

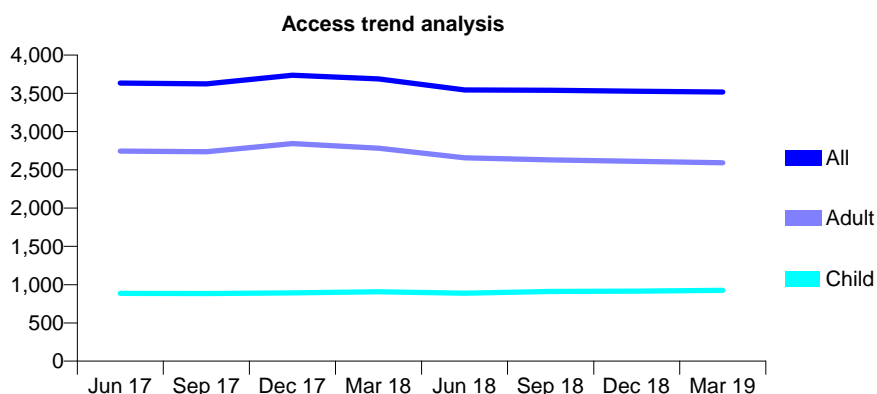
Q61 - Vital Signs At a Glance Contract Report for 129453/0001 - Year end March 2019

Name or company name	Dr Margarita Vochaiti & Dr Aris Psathopoulc
Contract type name	GDS Contract
Purpose of contract	General
Contract start date	01/12/2012
Contract end date	

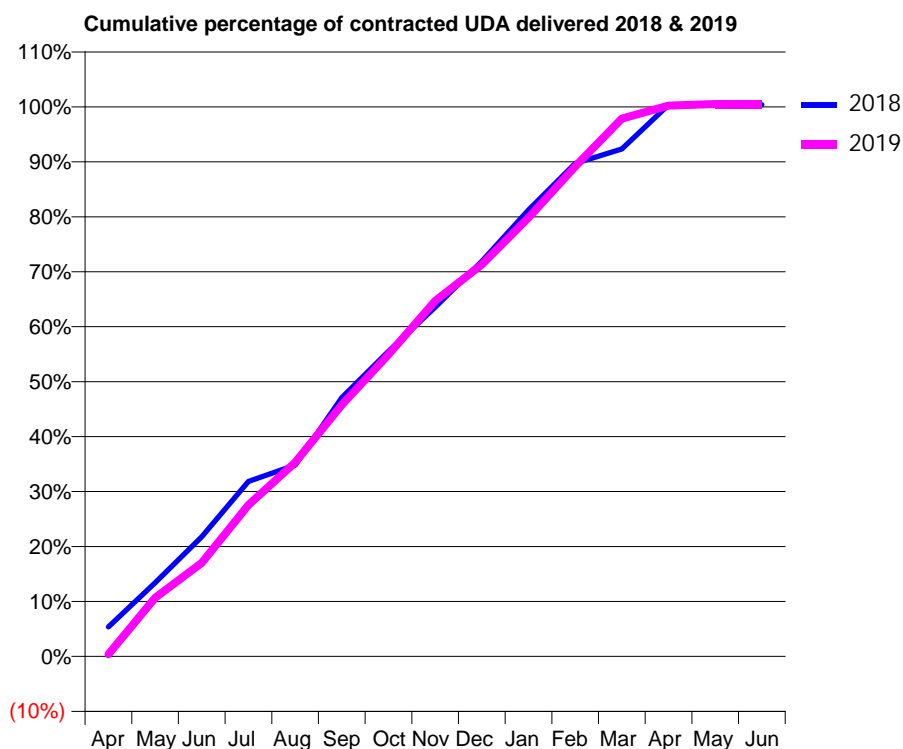
18/19 Contracted general activity (UDA)	7,242
Carry forward general activity (UDA)	-29
18/19 Contracted orthodontic activity (UOA)	0
Carry forward orthodontic activity (UOA)	0
Baseline contract value	£211,559.93

ACCESS*

Patients seen in 24 months	Total	Change since previous quarter
Quarter ending March 2018	3,689	
Quarter ending June 2018	3,545	↓
Quarter ending September 2018	3,541	→
Quarter ending December 2018	3,526	→
Quarter ending March 2019	3,517	→
Variance since March 2018	(4.7%)	↓



ACTIVITY



Month	Adjusted Scheduled Activity (UDA)	
	2018	2019
April	390	29
May	970	773
June	1,577	1,233
July	2,306	1,995
August	2,521	2,558
September	3,408	3,313
October	4,021	3,980
November	4,603	4,687
December	5,207	5,164
January	5,883	5,783
February	6,496	6,456
March	6,686	7,086
April	7,269	7,258
May	7,270	7,279
June	7,271	7,279

QUALITY

	Quantity	Base Number	Contract	AT	Region	England
% of FP17s for the same patient ID Re-attending within 3 months - Children	70	998	7.0%	10.7%	11.9%	11.8%
% of FP17s for the same patient ID Re-attending within 3 months - Adults	392	2,477	15.8%	16.1%	16.9%	15.7%
% of FP17s for the same patient ID Re-attending between 3 & 9 months - Children	336	998	33.7%	45.1%	48.9%	58.9%
% of FP17s for the same patient ID Re-attending between 3 & 9 months - Adults	620	2,477	25.0%	36.9%	38.9%	50.8%
% of FP17s for Band 1 Urgent Courses	329	3,329	9.9%	10.9%	10.7%	9.1%
% of FP17s Relating to Free Repair or Replacements	15	3,329	0.5%	0.5%	0.5%	0.8%
% of FP17s Relating to Continuations	27	3,329	0.8%	0.7%	0.7%	0.9%
% of Patients satisfied with the dentistry they have received	1	1	N/A	89.9%	89.1%	92.5%
% of Patients satisfied with the time they had to wait for an appointment	1	1	N/A	79.6%	83.1%	87.0%

* This is based on patients treated on this contract for their most recent course of treatment. Figures in italics indicate the base number of FP17s or Patient Questionnaire responses are less than 100. N/A is shown where the base number of responses is less than 10 during the period. % is calculated as Quantity/Base number*100

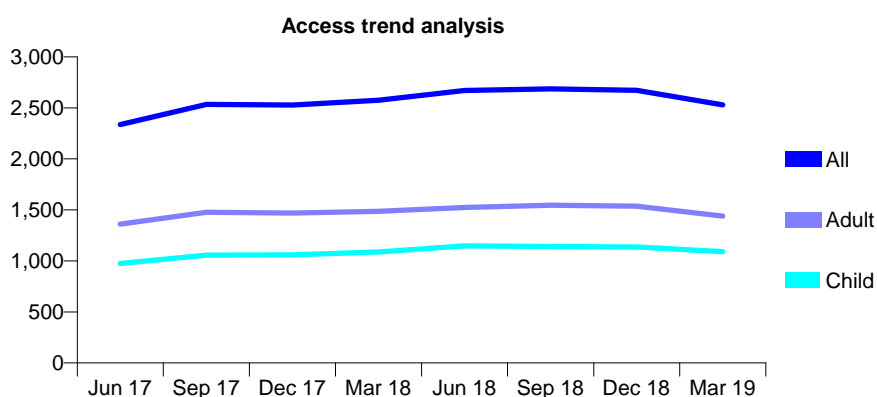
Q61 - Vital Signs At a Glance Contract Report for 129526/0001 - Year end March 2019

Name or company name	S Emami and A P Sattarzadeh
Contract type name	GDS Contract
Purpose of contract	General
Contract start date	01/04/2014
Contract end date	

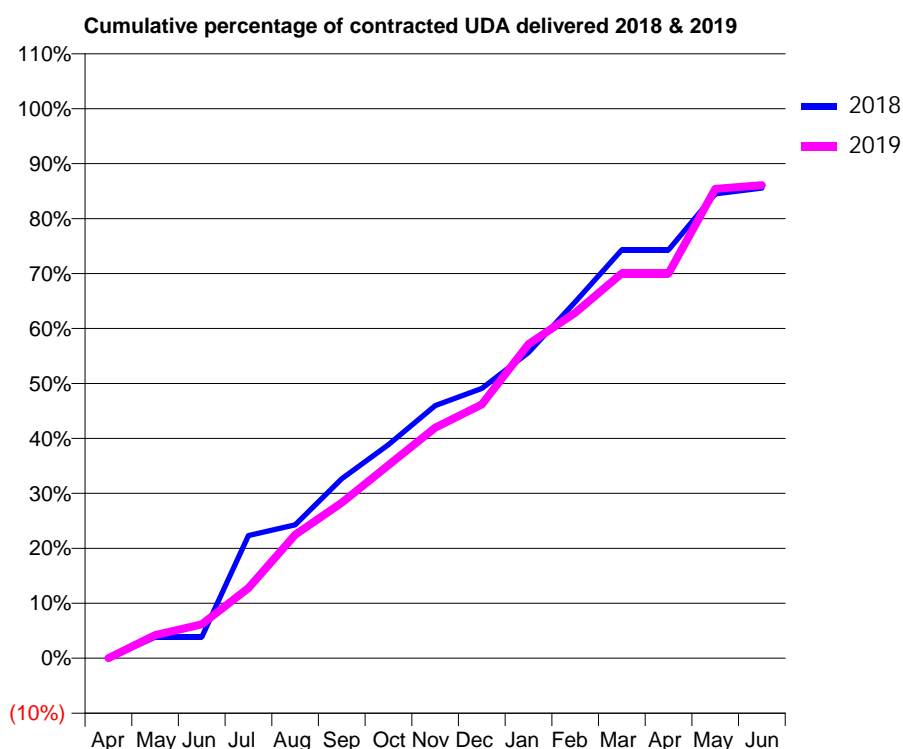
18/19 Contracted general activity (UDA)	7,074
Carry forward general activity (UDA)	0
18/19 Contracted orthodontic activity (UOA)	0
Carry forward orthodontic activity (UOA)	0
Baseline contract value	£260,244.47

ACCESS*

Patients seen in 24 months	Total	Change since previous quarter
Quarter ending March 2018	2,575	
Quarter ending June 2018	2,671	↑
Quarter ending September 2018	2,687	→
Quarter ending December 2018	2,672	→
Quarter ending March 2019	2,529	↓
Variance since March 2018	(1.8%)	↓



ACTIVITY



Month	Adjusted Scheduled Activity (UDA)	
	2018	2019
April	0	0
May	271	298
June	271	435
July	1,581	904
August	1,717	1,591
September	2,310	2,001
October	2,749	2,487
November	3,253	2,968
December	3,472	3,266
January	3,935	4,043
February	4,585	4,446
March	5,255	4,954
April	5,255	4,954
May	5,978	6,042
June	6,053	6,088

QUALITY

	Quantity	Base Number	Contract	AT	Region	England
% of FP17s for the same patient ID Re-attending within 3 months - Children	69	1,118	6.2%	10.7%	11.9%	11.8%
% of FP17s for the same patient ID Re-attending within 3 months - Adults	165	1,299	12.7%	16.1%	16.9%	15.7%
% of FP17s for the same patient ID Re-attending between 3 & 9 months - Children	468	1,118	41.9%	45.1%	48.9%	58.9%
% of FP17s for the same patient ID Re-attending between 3 & 9 months - Adults	416	1,299	32.0%	36.9%	38.9%	50.8%
% of FP17s for Band 1 Urgent Courses	153	1,941	7.9%	10.9%	10.7%	9.1%
% of FP17s Relating to Free Repair or Replacements	5	1,941	0.3%	0.5%	0.5%	0.8%
% of FP17s Relating to Continuations	5	1,941	0.3%	0.7%	0.7%	0.9%
% of Patients satisfied with the dentistry they have received	0	0	N/A	89.9%	89.1%	92.5%
% of Patients satisfied with the time they had to wait for an appointment	0	0	N/A	79.6%	83.1%	87.0%

* This is based on patients treated on this contract for their most recent course of treatment.

Figures in italics indicate the base number of FP17s or Patient Questionnaire responses are less than 100. N/A is shown where the base number of responses is less than 10 during the period. % is calculated as Quantity/Base number*100

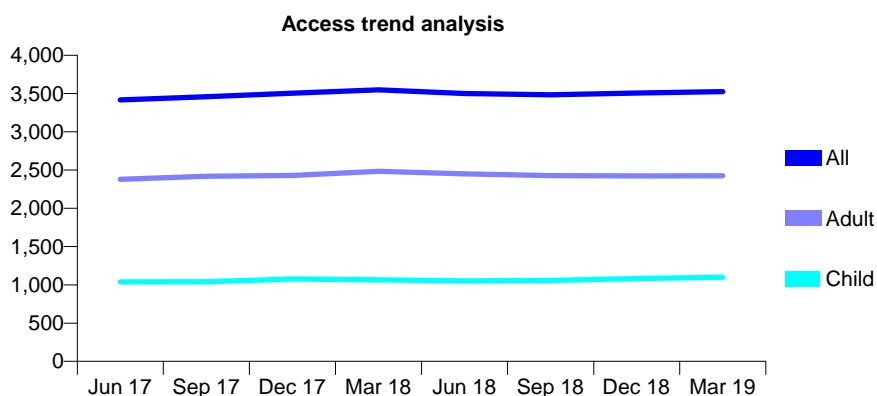
Q61 - Vital Signs At a Glance Contract Report for 130303/0001 - Year end March 2019

Name or company name	Salmon Lane Dental Care
Contract type name	GDS Contract
Purpose of contract	General
Contract start date	19/11/2010
Contract end date	

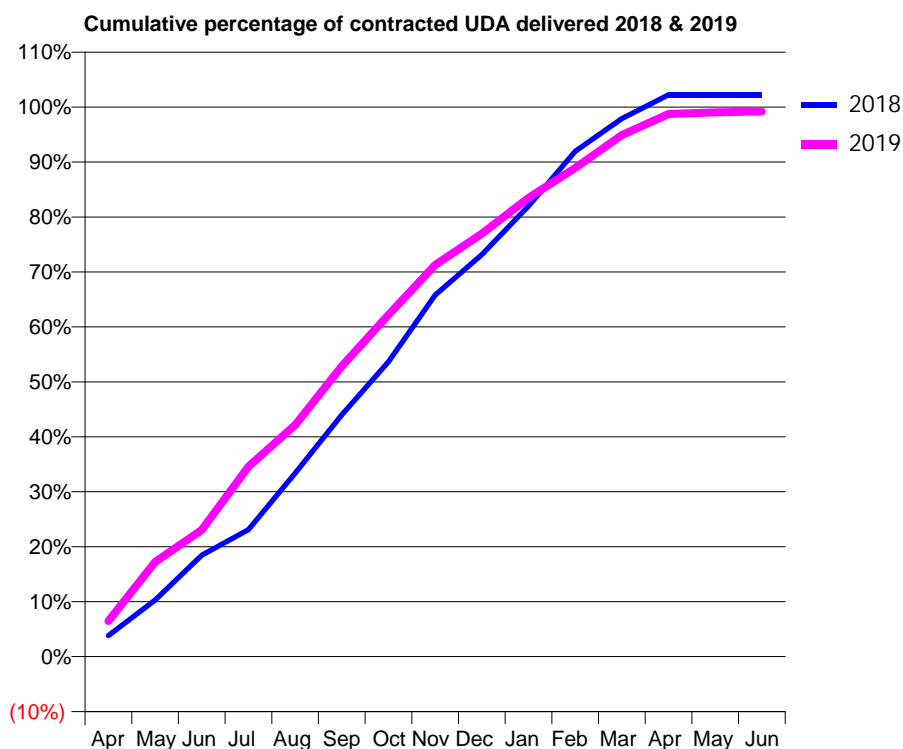
18/19 Contracted general activity (UDA)	7,879
Carry forward general activity (UDA)	-158
18/19 Contracted orthodontic activity (UOA)	0
Carry forward orthodontic activity (UOA)	0
Baseline contract value	£229,365.68

ACCESS*

Patients seen in 24 months	Total	Change since previous quarter
Quarter ending March 2018	3,548	
Quarter ending June 2018	3,501	↓
Quarter ending September 2018	3,484	→
Quarter ending December 2018	3,506	→
Quarter ending March 2019	3,525	→
Variance since March 2018	(0.6%)	→



ACTIVITY



Month	Adjusted Scheduled Activity (UDA)	
	2018	2019
April	301	512
May	812	1,357
June	1,453	1,816
July	1,822	2,725
August	2,632	3,323
September	3,465	4,164
October	4,228	4,899
November	5,184	5,617
December	5,761	6,063
January	6,460	6,579
February	7,246	7,006
March	7,711	7,477
April	8,054	7,779
May	8,055	7,803
June	8,055	7,816

QUALITY

	Quantity	Base Number	Contract	AT	Region	England
% of FP17s for the same patient ID Re-attending within 3 months - Children	84	1,093	7.7%	10.7%	11.9%	11.8%
% of FP17s for the same patient ID Re-attending within 3 months - Adults	315	2,272	13.9%	16.1%	16.9%	15.7%
% of FP17s for the same patient ID Re-attending between 3 & 9 months - Children	320	1,093	29.3%	45.1%	48.9%	58.9%
% of FP17s for the same patient ID Re-attending between 3 & 9 months - Adults	600	2,272	26.4%	36.9%	38.9%	50.8%
% of FP17s for Band 1 Urgent Courses	285	2,586	11.0%	10.9%	10.7%	9.1%
% of FP17s Relating to Free Repair or Replacements	2	2,586	0.1%	0.5%	0.5%	0.8%
% of FP17s Relating to Continuations	16	2,586	0.6%	0.7%	0.7%	0.9%
% of Patients satisfied with the dentistry they have received	0	0	N/A	89.9%	89.1%	92.5%
% of Patients satisfied with the time they had to wait for an appointment	0	0	N/A	79.6%	83.1%	87.0%

* This is based on patients treated on this contract for their most recent course of treatment. Figures in italics indicate the base number of FP17s or Patient Questionnaire responses are less than 100. N/A is shown where the base number of responses is less than 10 during the period. % is calculated as Quantity/Base number*100

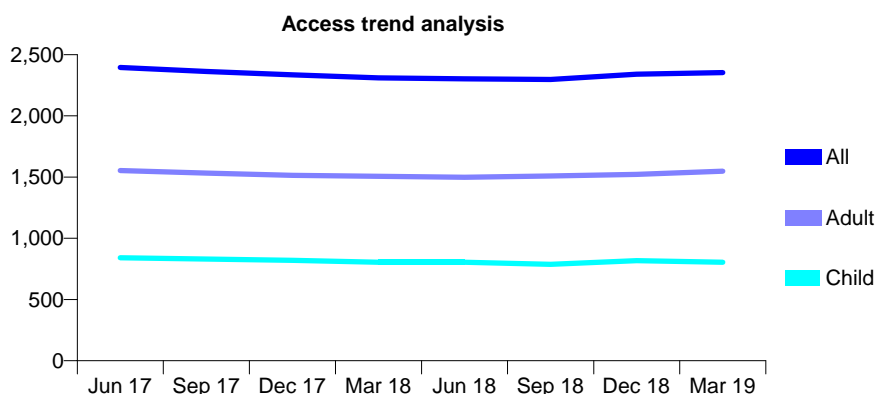
Q61 - Vital Signs At a Glance Contract Report for 131245/0001 - Year end March 2019

Name or company name	Bullsmoor Dental Practice
Contract type name	GDS Contract
Purpose of contract	General
Contract start date	01/07/2013
Contract end date	

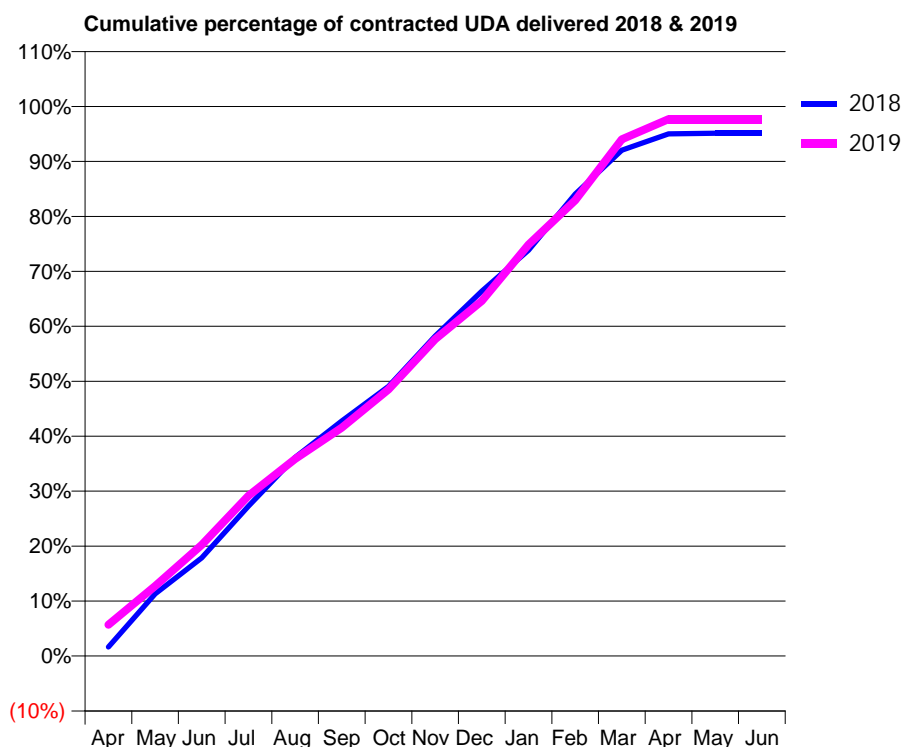
18/19 Contracted general activity (UDA)	7,000
Carry forward general activity (UDA)	0
18/19 Contracted orthodontic activity (UOA)	0
Carry forward orthodontic activity (UOA)	0
Baseline contract value	£179,891.83

ACCESS*

Patients seen in 24 months	Total	Change since previous quarter
Quarter ending March 2018	2,310	
Quarter ending June 2018	2,302	→
Quarter ending September 2018	2,297	→
Quarter ending December 2018	2,340	→
Quarter ending March 2019	2,354	→
Variance since March 2018	1.9%	→



ACTIVITY



Month	Adjusted Scheduled Activity (UDA)	
	2018	2019
April	117	398
May	792	893
June	1,251	1,416
July	1,909	2,041
August	2,530	2,510
September	2,994	2,909
October	3,434	3,395
November	4,077	4,035
December	4,647	4,523
January	5,168	5,240
February	5,885	5,805
March	6,442	6,582
April	6,650	6,838
May	6,660	6,839
June	6,660	6,839

QUALITY

	Quantity	Base Number	Contract	AT	Region	England
% of FP17s for the same patient ID Re-attending within 3 months - Children	86	1,394	6.2%	10.7%	11.9%	11.8%
% of FP17s for the same patient ID Re-attending within 3 months - Adults	201	2,206	9.1%	16.1%	16.9%	15.7%
% of FP17s for the same patient ID Re-attending between 3 & 9 months - Children	947	1,394	67.9%	45.1%	48.9%	58.9%
% of FP17s for the same patient ID Re-attending between 3 & 9 months - Adults	1,230	2,206	55.8%	36.9%	38.9%	50.8%
% of FP17s for Band 1 Urgent Courses	146	3,613	4.0%	10.9%	10.7%	9.1%
% of FP17s Relating to Free Repair or Replacements	9	3,613	0.2%	0.5%	0.5%	0.8%
% of FP17s Relating to Continuations	21	3,613	0.6%	0.7%	0.7%	0.9%
% of Patients satisfied with the dentistry they have received	0	0	N/A	89.9%	89.1%	92.5%
% of Patients satisfied with the time they had to wait for an appointment	0	0	N/A	79.6%	83.1%	87.0%

* This is based on patients treated on this contract for their most recent course of treatment. Figures in italics indicate the base number of FP17s or Patient Questionnaire responses are less than 100. N/A is shown where the base number of responses is less than 10 during the period. % is calculated as Quantity/Base number*100

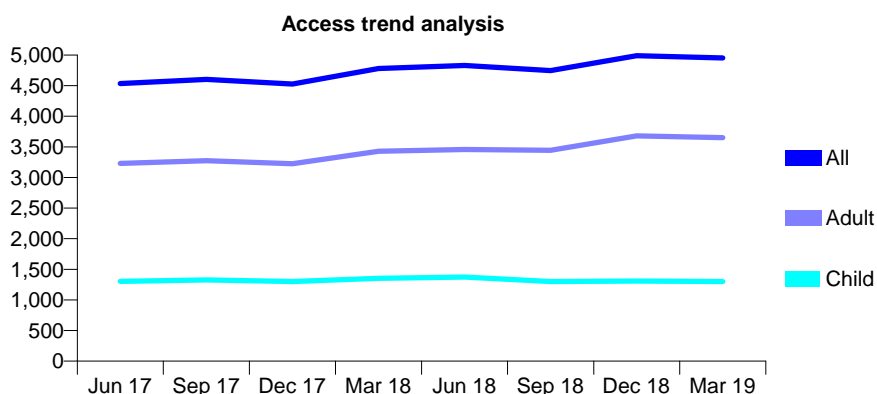
Q61 - Vital Signs At a Glance Contract Report for 132586/0001 - Year end March 2019

Name or company name	Sct. Apollonia Dental Practice
Contract type name	GDS Contract
Purpose of contract	General
Contract start date	01/05/2007
Contract end date	

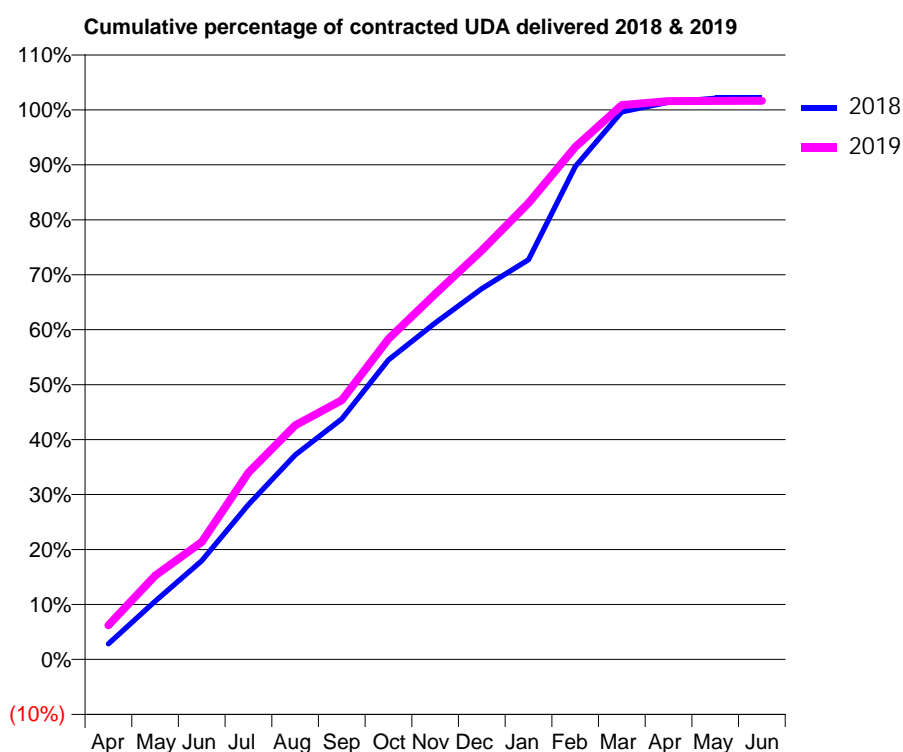
18/19 Contracted general activity (UDA)	14,164
Carry forward general activity (UDA)	-283
18/19 Contracted orthodontic activity (UOA)	0
Carry forward orthodontic activity (UOA)	0
Baseline contract value	£400,719.55

ACCESS*

Patients seen in 24 months	Total	Change since previous quarter
Quarter ending March 2018	4,781	
Quarter ending June 2018	4,830	→
Quarter ending September 2018	4,746	↓
Quarter ending December 2018	4,990	↑
Quarter ending March 2019	4,953	→
Variance since March 2018	3.6%	↑



ACTIVITY



Month	Adjusted Scheduled Activity (UDA)	
	2018	2019
April	404	883
May	1,501	2,161
June	2,546	3,025
July	3,993	4,816
August	5,273	6,034
September	6,199	6,682
October	7,718	8,263
November	8,673	9,421
December	9,557	10,540
January	10,304	11,765
February	12,704	13,204
March	14,113	14,287
April	14,362	14,391
May	14,467	14,395
June	14,464	14,398

QUALITY

	Quantity	Base Number	Contract	AT	Region	England
% of FP17s for the same patient ID Re-attending within 3 months - Children	129	1,446	8.9%	10.7%	11.9%	11.8%
% of FP17s for the same patient ID Re-attending within 3 months - Adults	643	3,881	16.6%	16.1%	16.9%	15.7%
% of FP17s for the same patient ID Re-attending between 3 & 9 months - Children	646	1,446	44.7%	45.1%	48.9%	58.9%
% of FP17s for the same patient ID Re-attending between 3 & 9 months - Adults	1,199	3,881	30.9%	36.9%	38.9%	50.8%
% of FP17s for Band 1 Urgent Courses	789	5,245	15.0%	10.9%	10.7%	9.1%
% of FP17s Relating to Free Repair or Replacements	13	5,245	0.2%	0.5%	0.5%	0.8%
% of FP17s Relating to Continuations	25	5,245	0.5%	0.7%	0.7%	0.9%
% of Patients satisfied with the dentistry they have received	0	0	N/A	89.9%	89.1%	92.5%
% of Patients satisfied with the time they had to wait for an appointment	0	0	N/A	79.6%	83.1%	87.0%

* This is based on patients treated on this contract for their most recent course of treatment. Figures in italics indicate the base number of FP17s or Patient Questionnaire responses are less than 100. N/A is shown where the base number of responses is less than 10 during the period. % is calculated as Quantity/Base number*100

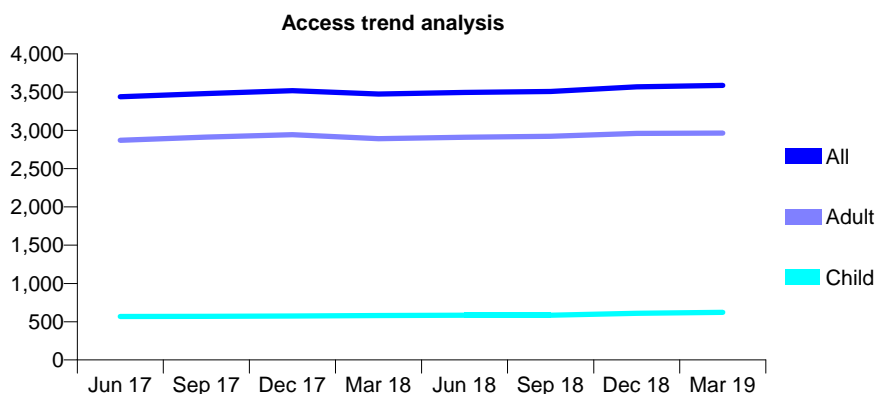
Q61 - Vital Signs At a Glance Contract Report for 132993/0001 - Year end March 2019

Name or company name	Church View Dental Practice
Contract type name	GDS Contract
Purpose of contract	General
Contract start date	01/04/2010
Contract end date	

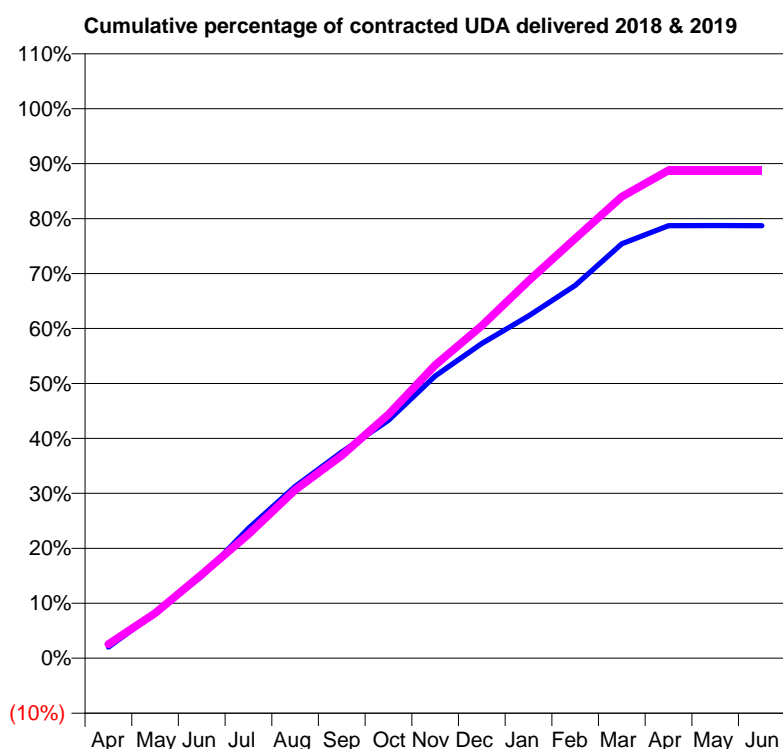
18/19 Contracted general activity (UDA)	14,120
Carry forward general activity (UDA)	0
18/19 Contracted orthodontic activity (UOA)	0
Carry forward orthodontic activity (UOA)	0
Baseline contract value	£450,171.23

ACCESS*

Patients seen in 24 months	Total	Change since previous quarter
Quarter ending March 2018	3,474	
Quarter ending June 2018	3,495	→
Quarter ending September 2018	3,507	→
Quarter ending December 2018	3,569	→
Quarter ending March 2019	3,588	→
Variance since March 2018	3.3%	↑



ACTIVITY



Month	2018	2019
April	287	362
May	1,158	1,155
June	2,111	2,154
July	3,339	3,185
August	4,417	4,323
September	5,300	5,209
October	6,110	6,265
November	7,254	7,531
December	8,084	8,544
January	8,795	9,694
February	9,578	10,784
March	10,648	11,857
April	11,115	12,536
May	11,116	12,536
June	11,115	12,536

QUALITY

	Quantity	Base Number	Contract	AT	Region	England
% of FP17s for the same patient ID Re-attending within 3 months - Children	103	973	10.6%	10.7%	11.9%	11.8%
% of FP17s for the same patient ID Re-attending within 3 months - Adults	959	4,571	21.0%	16.1%	16.9%	15.7%
% of FP17s for the same patient ID Re-attending between 3 & 9 months - Children	552	973	56.7%	45.1%	48.9%	58.9%
% of FP17s for the same patient ID Re-attending between 3 & 9 months - Adults	2,369	4,571	51.8%	36.9%	38.9%	50.8%
% of FP17s for Band 1 Urgent Courses	915	5,601	16.3%	10.9%	10.7%	9.1%
% of FP17s Relating to Free Repair or Replacements	61	5,601	1.1%	0.5%	0.5%	0.8%
% of FP17s Relating to Continuations	24	5,601	0.4%	0.7%	0.7%	0.9%
% of Patients satisfied with the dentistry they have received	1	1	N/A	89.9%	89.1%	92.5%
% of Patients satisfied with the time they had to wait for an appointment	1	1	N/A	79.6%	83.1%	87.0%

* This is based on patients treated on this contract for their most recent course of treatment.

Figures in italics indicate the base number of FP17s or Patient Questionnaire responses are less than 100. N/A is shown where the base number of responses is less than 10 during the period. % is calculated as Quantity/Base number*100

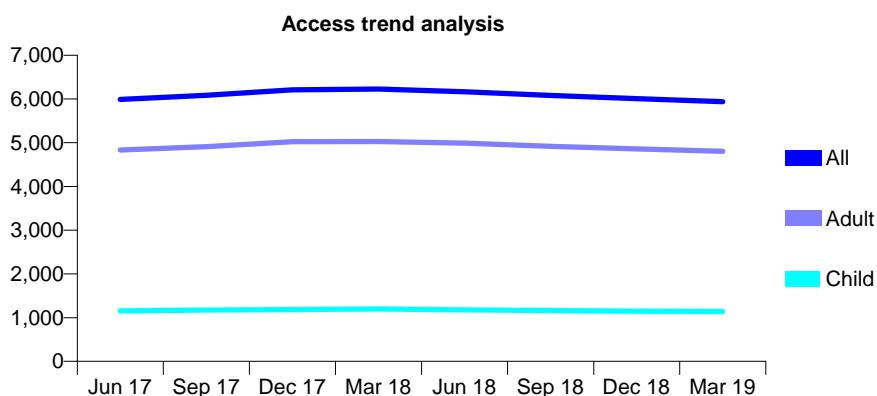
Q61 - Vital Signs At a Glance Contract Report for 133078/0001 - Year end March 2019

Name or company name	R G Matthey Ltd
Contract type name	GDS Contract
Purpose of contract	General
Contract start date	01/01/2009
Contract end date	

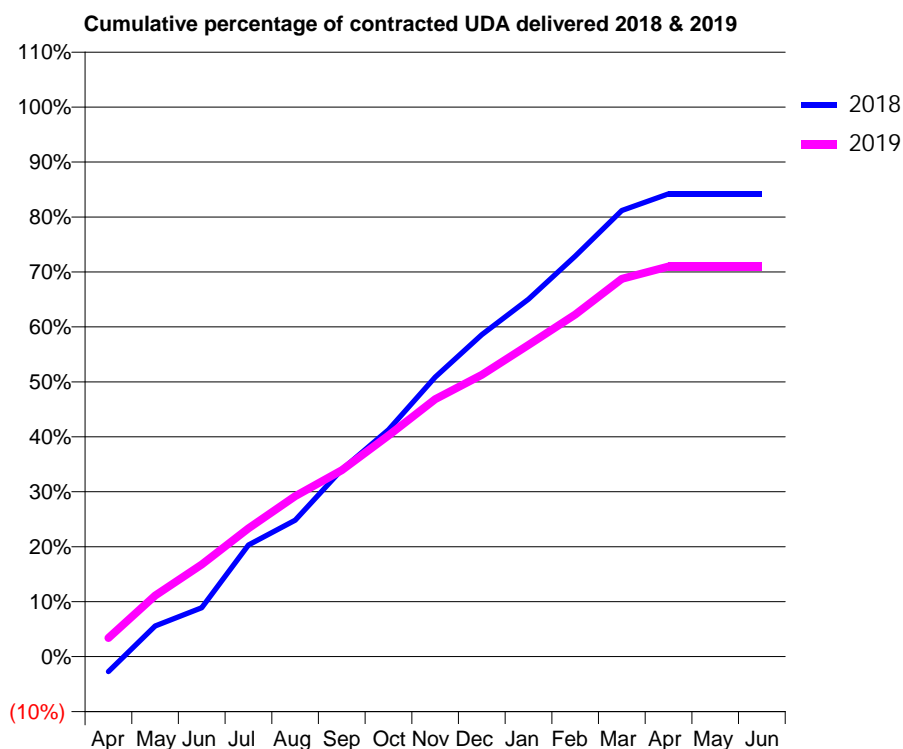
18/19 Contracted general activity (UDA)	20,451
Carry forward general activity (UDA)	0
18/19 Contracted orthodontic activity (UOA)	0
Carry forward orthodontic activity (UOA)	0
Baseline contract value	£543,120.64

ACCESS*

Patients seen in 24 months	Total	Change since previous quarter
Quarter ending March 2018	6,226	
Quarter ending June 2018	6,165	→
Quarter ending September 2018	6,081	↓
Quarter ending December 2018	6,007	↓
Quarter ending March 2019	5,940	↓
Variance since March 2018	(4.6%)	↓



ACTIVITY



Month	Adjusted Scheduled Activity (UDA)	
	2018	2019
April	-557	698
May	1,139	2,276
June	1,817	3,427
July	4,157	4,772
August	5,080	5,974
September	6,963	6,937
October	8,446	8,224
November	10,398	9,582
December	11,984	10,484
January	13,302	11,600
February	14,905	12,733
March	16,603	14,056
April	17,216	14,520
May	17,221	14,519
June	17,221	14,518

QUALITY

	Quantity	Base Number	Contract	AT	Region	England
% of FP17s for the same patient ID Re-attending within 3 months - Children	180	1,631	11.0%	10.7%	11.9%	11.8%
% of FP17s for the same patient ID Re-attending within 3 months - Adults	607	4,992	12.2%	16.1%	16.9%	15.7%
% of FP17s for the same patient ID Re-attending between 3 & 9 months - Children	916	1,631	56.2%	45.1%	48.9%	58.9%
% of FP17s for the same patient ID Re-attending between 3 & 9 months - Adults	2,272	4,992	45.5%	36.9%	38.9%	50.8%
% of FP17s for Band 1 Urgent Courses	714	6,601	10.8%	10.9%	10.7%	9.1%
% of FP17s Relating to Free Repair or Replacements	29	6,601	0.4%	0.5%	0.5%	0.8%
% of FP17s Relating to Continuations	98	6,601	1.5%	0.7%	0.7%	0.9%
% of Patients satisfied with the dentistry they have received	4	4	N/A	89.9%	89.1%	92.5%
% of Patients satisfied with the time they had to wait for an appointment	3	4	N/A	79.6%	83.1%	87.0%

* This is based on patients treated on this contract for their most recent course of treatment. Figures in italics indicate the base number of FP17s or Patient Questionnaire responses are less than 100. N/A is shown where the base number of responses is less than 10 during the period. % is calculated as Quantity/Base number*100

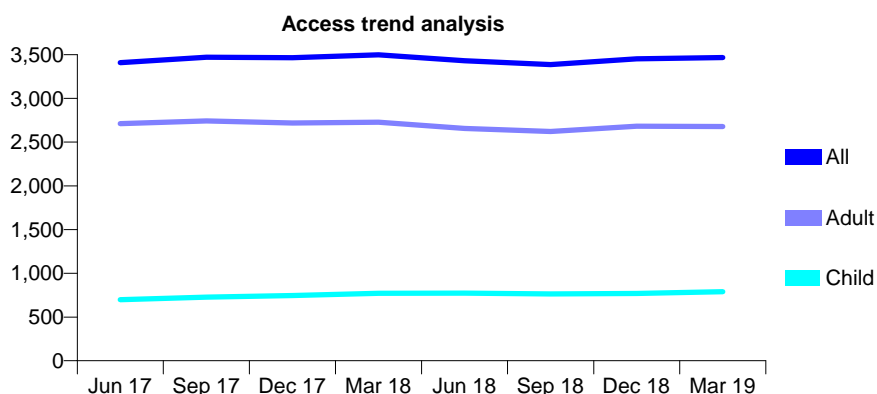
Q61 - Vital Signs At a Glance Contract Report for 133086/0001 - Year end March 2019

Name or company name	Sennik Ltd
Contract type name	GDS Contract
Purpose of contract	General
Contract start date	01/04/2012
Contract end date	

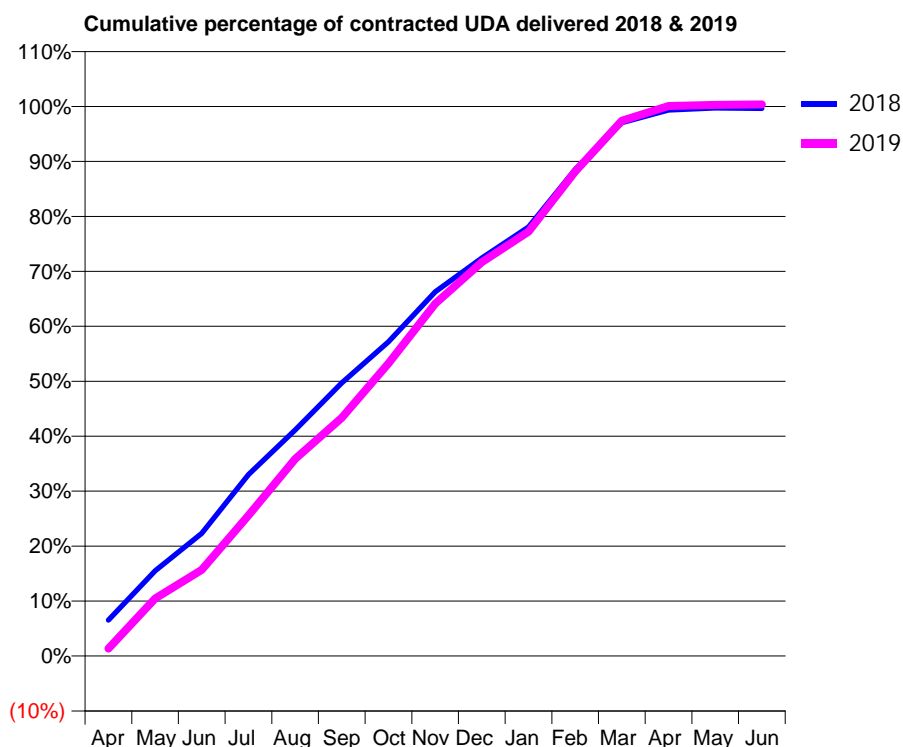
18/19 Contracted general activity (UDA)	10,567
Carry forward general activity (UDA)	38
18/19 Contracted orthodontic activity (UOA)	0
Carry forward orthodontic activity (UOA)	0
Baseline contract value	£351,969.55

ACCESS*

Patients seen in 24 months	Total	Change since previous quarter
Quarter ending March 2018	3,498	
Quarter ending June 2018	3,430	↓
Quarter ending September 2018	3,387	↓
Quarter ending December 2018	3,452	→
Quarter ending March 2019	3,467	→
Variance since March 2018	(0.9%)	→



ACTIVITY



Month	Adjusted Scheduled Activity (UDA)	
	2018	2019
April	692	144
May	1,640	1,107
June	2,361	1,658
July	3,489	2,704
August	4,348	3,790
September	5,253	4,580
October	6,044	5,628
November	7,001	6,773
December	7,654	7,571
January	8,247	8,158
February	9,356	9,316
March	10,256	10,292
April	10,500	10,574
May	10,539	10,596
June	10,529	10,605

QUALITY

	Quantity	Base Number	Contract	AT	Region	England
% of FP17s for the same patient ID Re-attending within 3 months - Children	48	1,000	4.8%	10.7%	11.9%	11.8%
% of FP17s for the same patient ID Re-attending within 3 months - Adults	485	3,113	15.6%	16.1%	16.9%	15.7%
% of FP17s for the same patient ID Re-attending between 3 & 9 months - Children	517	1,000	51.7%	45.1%	48.9%	58.9%
% of FP17s for the same patient ID Re-attending between 3 & 9 months - Adults	1,251	3,113	40.2%	36.9%	38.9%	50.8%
% of FP17s for Band 1 Urgent Courses	483	4,136	11.7%	10.9%	10.7%	9.1%
% of FP17s Relating to Free Repair or Replacements	52	4,136	1.3%	0.5%	0.5%	0.8%
% of FP17s Relating to Continuations	16	4,136	0.4%	0.7%	0.7%	0.9%
% of Patients satisfied with the dentistry they have received	1	1	N/A	89.9%	89.1%	92.5%
% of Patients satisfied with the time they had to wait for an appointment	1	1	N/A	79.6%	83.1%	87.0%

* This is based on patients treated on this contract for their most recent course of treatment. Figures in italics indicate the base number of FP17s or Patient Questionnaire responses are less than 100. N/A is shown where the base number of responses is less than 10 during the period. % is calculated as Quantity/Base number*100

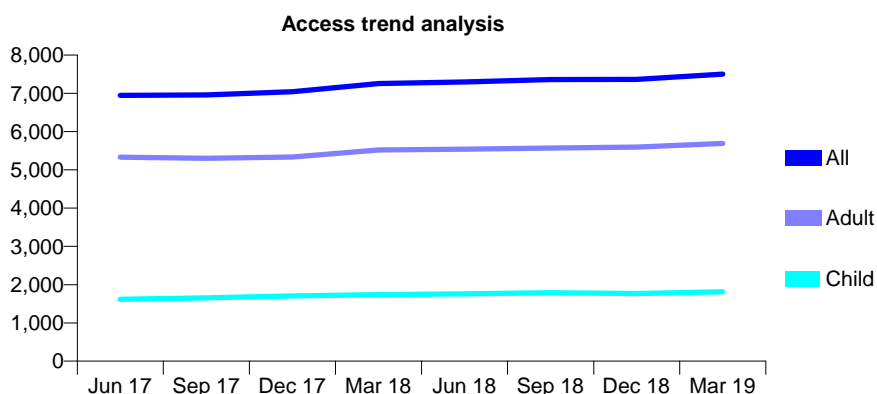
Q61 - Vital Signs At a Glance Contract Report for 133205/0001 - Year end March 2019

Name or company name	Broadway Dental Care
Contract type name	GDS Contract
Purpose of contract	General
Contract start date	06/06/2012
Contract end date	

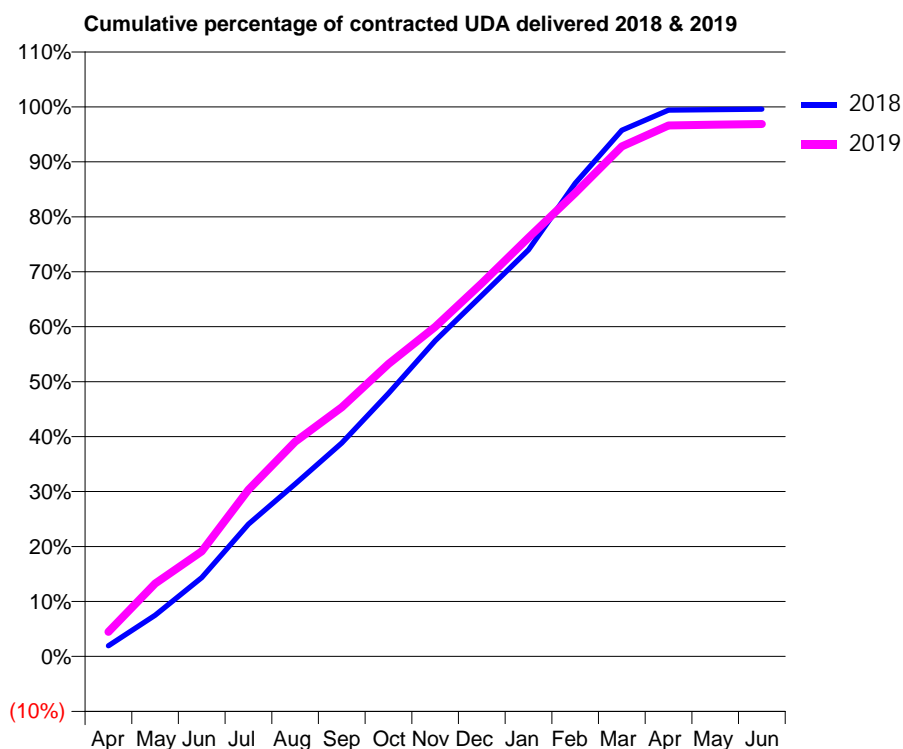
18/19 Contracted general activity (UDA)	18,422
Carry forward general activity (UDA)	78
18/19 Contracted orthodontic activity (UOA)	0
Carry forward orthodontic activity (UOA)	0
Baseline contract value	£545,237.43

ACCESS*

Patients seen in 24 months	Total	Change since previous quarter
Quarter ending March 2018	7,257	
Quarter ending June 2018	7,298	→
Quarter ending September 2018	7,360	→
Quarter ending December 2018	7,363	→
Quarter ending March 2019	7,503	→
Variance since March 2018	3.4%	↑



ACTIVITY



Month	Adjusted Scheduled Activity (UDA)	
	2018	2019
April	356	823
May	1,384	2,444
June	2,643	3,519
July	4,434	5,584
August	5,780	7,196
September	7,156	8,347
October	8,816	9,807
November	10,583	11,050
December	12,101	12,506
January	13,627	14,037
February	15,864	15,531
March	17,640	17,097
April	18,314	17,799
May	18,328	17,828
June	18,344	17,846

QUALITY

	Quantity	Base Number	Contract	AT	Region	England
% of FP17s for the same patient ID Re-attending within 3 months - Children	187	2,556	7.3%	10.7%	11.9%	11.8%
% of FP17s for the same patient ID Re-attending within 3 months - Adults	979	7,241	13.5%	16.1%	16.9%	15.7%
% of FP17s for the same patient ID Re-attending between 3 & 9 months - Children	1,509	2,556	59.0%	45.1%	48.9%	58.9%
% of FP17s for the same patient ID Re-attending between 3 & 9 months - Adults	3,720	7,241	51.4%	36.9%	38.9%	50.8%
% of FP17s for Band 1 Urgent Courses	685	8,851	7.7%	10.9%	10.7%	9.1%
% of FP17s Relating to Free Repair or Replacements	95	8,851	1.1%	0.5%	0.5%	0.8%
% of FP17s Relating to Continuations	31	8,851	0.4%	0.7%	0.7%	0.9%
% of Patients satisfied with the dentistry they have received	6	6	N/A	89.9%	89.1%	92.5%
% of Patients satisfied with the time they had to wait for an appointment	5	6	N/A	79.6%	83.1%	87.0%

* This is based on patients treated on this contract for their most recent course of treatment.

Figures in italics indicate the base number of FP17s or Patient Questionnaire responses are less than 100. N/A is shown where the base number of responses is less than 10 during the period. % is calculated as Quantity/Base number*100

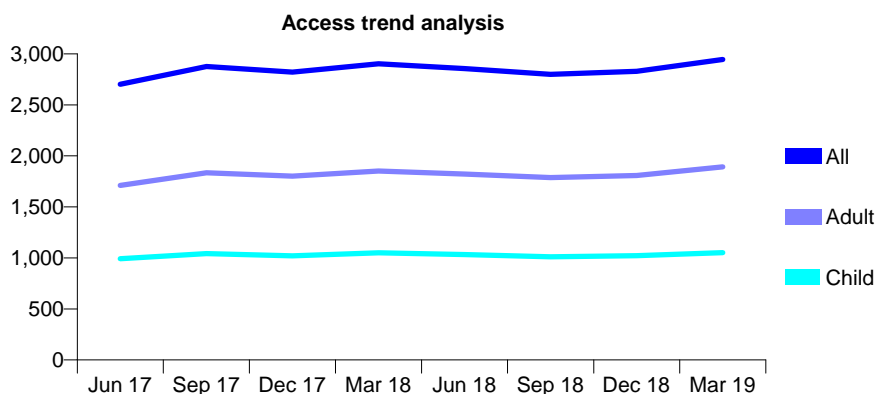
Q61 - Vital Signs At a Glance Contract Report for 133655/0001 - Year end March 2019

Name or company name	Crouch Hall Dental Care
Contract type name	GDS Contract
Purpose of contract	General
Contract start date	01/05/2015
Contract end date	

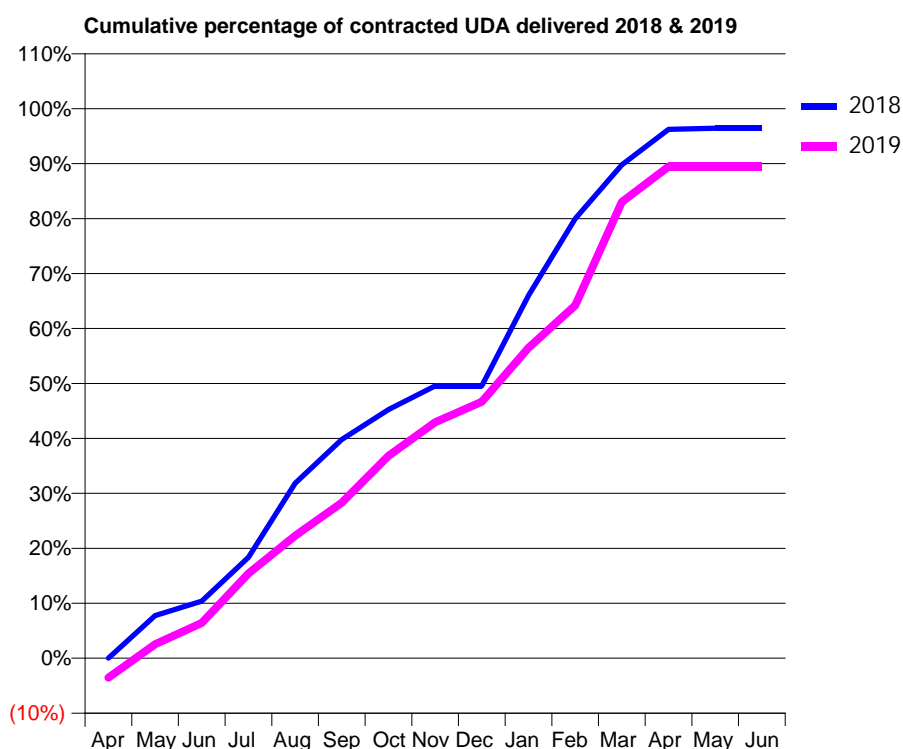
18/19 Contracted general activity (UDA)	6,025
Carry forward general activity (UDA)	214
18/19 Contracted orthodontic activity (UOA)	0
Carry forward orthodontic activity (UOA)	0
Baseline contract value	£139,927.06

ACCESS*

Patients seen in 24 months	Total	Change since previous quarter
Quarter ending March 2018	2,902	
Quarter ending June 2018	2,855	↓
Quarter ending September 2018	2,799	↓
Quarter ending December 2018	2,830	→
Quarter ending March 2019	2,944	↑
Variance since March 2018	1.4%	→



ACTIVITY



Month	2018	2019
April	0	-214
May	469	155
June	624	387
July	1,106	929
August	1,919	1,342
September	2,398	1,706
October	2,726	2,219
November	2,987	2,588
December	2,987	2,812
January	3,976	3,404
February	4,818	3,868
March	5,409	5,002
April	5,798	5,388
May	5,811	5,388
June	5,811	5,388

QUALITY

	Quantity	Base Number	Contract	AT	Region	England
% of FP17s for the same patient ID Re-attending within 3 months - Children	67	1,096	6.1%	10.7%	11.9%	11.8%
% of FP17s for the same patient ID Re-attending within 3 months - Adults	104	1,545	6.7%	16.1%	16.9%	15.7%
% of FP17s for the same patient ID Re-attending between 3 & 9 months - Children	397	1,096	36.2%	45.1%	48.9%	58.9%
% of FP17s for the same patient ID Re-attending between 3 & 9 months - Adults	408	1,545	26.4%	36.9%	38.9%	50.8%
% of FP17s for Band 1 Urgent Courses	117	2,611	4.5%	10.9%	10.7%	9.1%
% of FP17s Relating to Free Repair or Replacements	0	2,611	0.0%	0.5%	0.5%	0.8%
% of FP17s Relating to Continuations	39	2,611	1.5%	0.7%	0.7%	0.9%
% of Patients satisfied with the dentistry they have received	0	0	N/A	89.9%	89.1%	92.5%
% of Patients satisfied with the time they had to wait for an appointment	0	0	N/A	79.6%	83.1%	87.0%

* This is based on patients treated on this contract for their most recent course of treatment.

Figures in italics indicate the base number of FP17s or Patient Questionnaire responses are less than 100. N/A is shown where the base number of responses is less than 10 during the period. % is calculated as Quantity/Base number*100

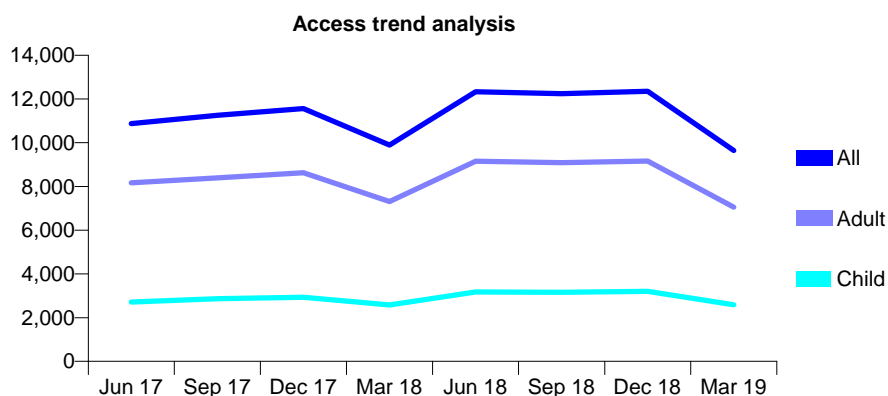
Q61 - Vital Signs At a Glance Contract Report for 134805/0001 - Year end March 2019

Name or company name	Whalebone Lane Limited
Contract type name	GDS Contract
Purpose of contract	General
Contract start date	01/08/2011
Contract end date	

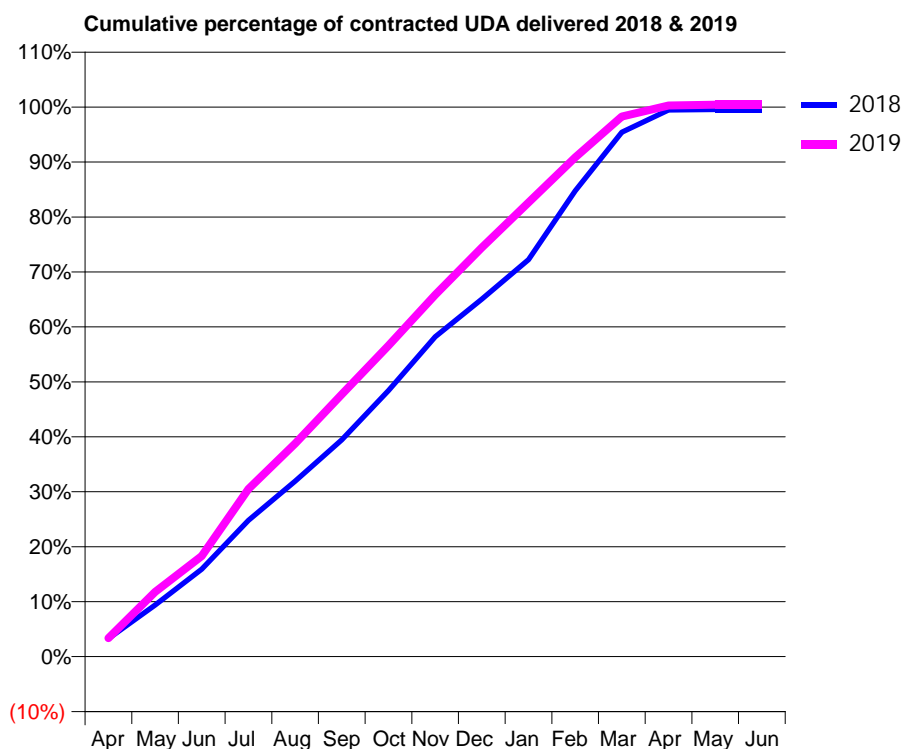
18/19 Contracted general activity (UDA)	38,503
Carry forward general activity (UDA)	170
18/19 Contracted orthodontic activity (UOA)	0
Carry forward orthodontic activity (UOA)	0
Baseline contract value	£1,821,541.14

ACCESS*

Patients seen in 24 months	Total	Change since previous quarter
Quarter ending March 2018	9,890	
Quarter ending June 2018	12,329	↑
Quarter ending September 2018	12,248	→
Quarter ending December 2018	12,356	→
Quarter ending March 2019	9,647	↓
Variance since March 2018	(2.5%)	↓



ACTIVITY



Month	Adjusted Scheduled Activity (UDA)	
	2018	2019
April	1,266	1,294
May	3,621	4,533
June	6,136	7,053
July	9,542	11,754
August	12,297	14,933
September	15,186	18,376
October	18,644	21,797
November	22,411	25,346
December	25,041	28,653
January	27,810	31,817
February	32,628	34,980
March	36,735	37,841
April	38,291	38,611
May	38,334	38,670
June	38,333	38,670

QUALITY

	Quantity	Base Number	Contract	AT	Region	England
% of FP17s for the same patient ID Re-attending within 3 months - Children	486	3,816	12.7%	10.7%	11.9%	11.8%
% of FP17s for the same patient ID Re-attending within 3 months - Adults	2,005	9,645	20.8%	16.1%	16.9%	15.7%
% of FP17s for the same patient ID Re-attending between 3 & 9 months - Children	994	3,816	26.0%	45.1%	48.9%	58.9%
% of FP17s for the same patient ID Re-attending between 3 & 9 months - Adults	1,962	9,645	20.3%	36.9%	38.9%	50.8%
% of FP17s for Band 1 Urgent Courses	979	13,128	7.5%	10.9%	10.7%	9.1%
% of FP17s Relating to Free Repair or Replacements	4	13,128	0.0%	0.5%	0.5%	0.8%
% of FP17s Relating to Continuations	928	13,128	7.1%	0.7%	0.7%	0.9%
% of Patients satisfied with the dentistry they have received	0	0	N/A	89.9%	89.1%	92.5%
% of Patients satisfied with the time they had to wait for an appointment	0	0	N/A	79.6%	83.1%	87.0%

* This is based on patients treated on this contract for their most recent course of treatment. Figures in italics indicate the base number of FP17s or Patient Questionnaire responses are less than 100. N/A is shown where the base number of responses is less than 10 during the period. % is calculated as Quantity/Base number*100

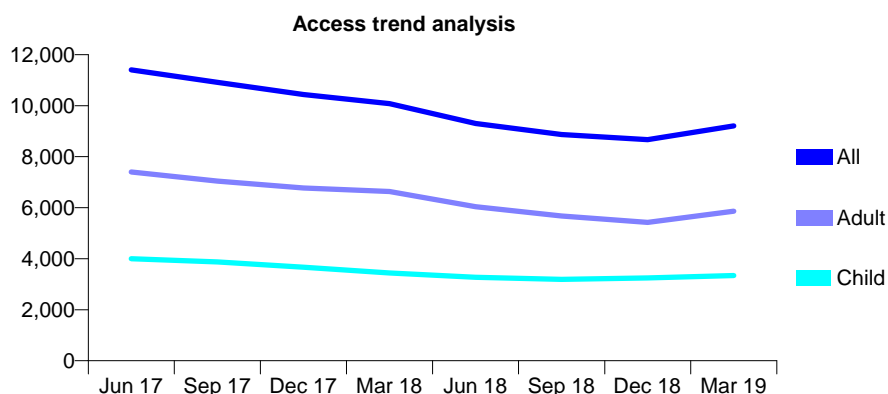
Q61 - Vital Signs At a Glance Contract Report for 134929/0001 - Year end March 2019

Name or company name	Du Toit & Burger Partnership Ltd
Contract type name	GDS Contract
Purpose of contract	General
Contract start date	01/04/2007
Contract end date	

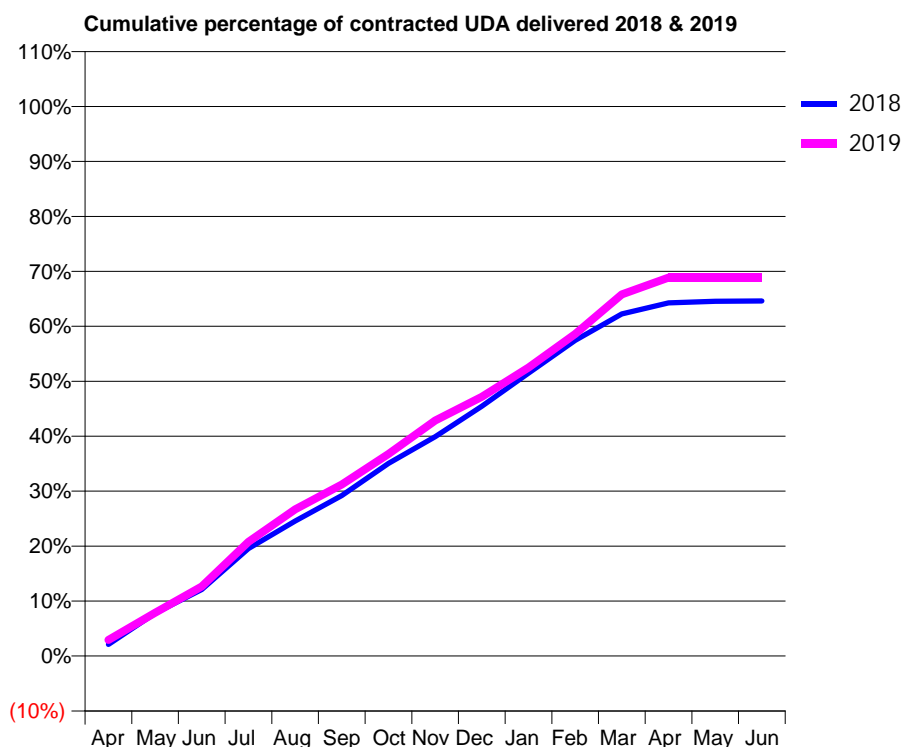
18/19 Contracted general activity (UDA)	35,374
Carry forward general activity (UDA)	0
18/19 Contracted orthodontic activity (UOA)	0
Carry forward orthodontic activity (UOA)	0
Baseline contract value	£1,111,225.98

ACCESS*

Patients seen in 24 months	Total	Change since previous quarter
Quarter ending March 2018	10,080	
Quarter ending June 2018	9,307	↓
Quarter ending September 2018	8,869	↓
Quarter ending December 2018	8,669	↓
Quarter ending March 2019	9,209	↑
Variance since March 2018	(8.6%)	↓



ACTIVITY



Month	Adjusted Scheduled Activity (UDA)	
	2018	2019
April	751	1,038
May	2,761	2,782
June	4,277	4,473
July	6,919	7,351
August	8,690	9,448
September	10,331	11,038
October	12,402	13,013
November	14,120	15,157
December	16,074	16,681
January	18,210	18,576
February	20,322	20,731
March	22,019	23,274
April	22,726	24,360
May	22,839	24,360
June	22,855	24,360

QUALITY

	Quantity	Base Number	Contract	AT	Region	England
% of FP17s for the same patient ID Re-attending within 3 months - Children	215	4,085	5.3%	10.7%	11.9%	11.8%
% of FP17s for the same patient ID Re-attending within 3 months - Adults	648	6,097	10.6%	16.1%	16.9%	15.7%
% of FP17s for the same patient ID Re-attending between 3 & 9 months - Children	1,782	4,085	43.6%	45.1%	48.9%	58.9%
% of FP17s for the same patient ID Re-attending between 3 & 9 months - Adults	2,526	6,097	41.4%	36.9%	38.9%	50.8%
% of FP17s for Band 1 Urgent Courses	726	10,244	7.1%	10.9%	10.7%	9.1%
% of FP17s Relating to Free Repair or Replacements	56	10,244	0.5%	0.5%	0.5%	0.8%
% of FP17s Relating to Continuations	60	10,244	0.6%	0.7%	0.7%	0.9%
% of Patients satisfied with the dentistry they have received	3	3	N/A	89.9%	89.1%	92.5%
% of Patients satisfied with the time they had to wait for an appointment	3	3	N/A	79.6%	83.1%	87.0%

* This is based on patients treated on this contract for their most recent course of treatment. Figures in italics indicate the base number of FP17s or Patient Questionnaire responses are less than 100. N/A is shown where the base number of responses is less than 10 during the period. % is calculated as Quantity/Base number*100

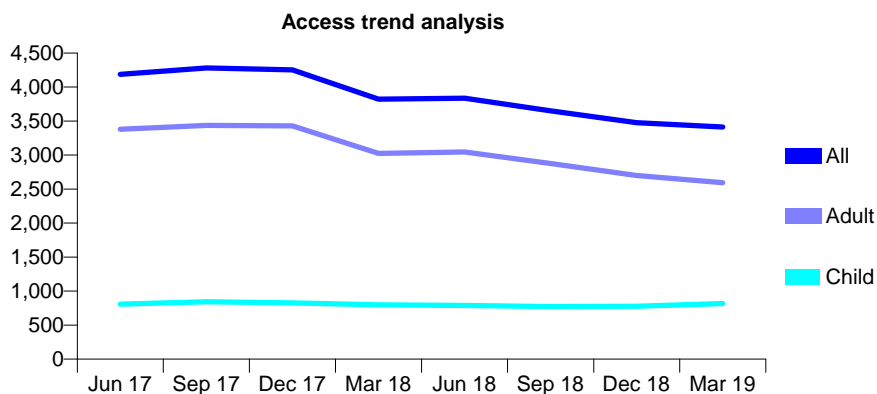
Q61 - Vital Signs At a Glance Contract Report for 135674/0002 - Year end March 2019

Name or company name	East Side Dental Practice
Contract type name	GDS Contract
Purpose of contract	General
Contract start date	01/09/2007
Contract end date	

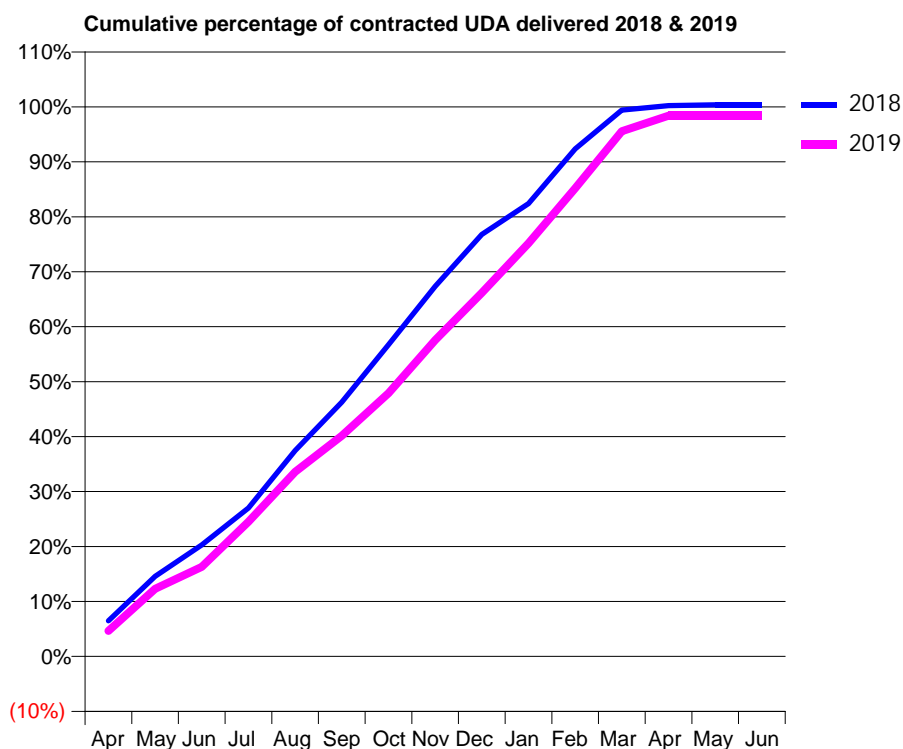
18/19 Contracted general activity (UDA)	10,888
Carry forward general activity (UDA)	-42
18/19 Contracted orthodontic activity (UOA)	0
Carry forward orthodontic activity (UOA)	0
Baseline contract value	£353,848.70

ACCESS*

Patients seen in 24 months	Total	Change since previous quarter
Quarter ending March 2018	3,823	
Quarter ending June 2018	3,836	→
Quarter ending September 2018	3,650	↓
Quarter ending December 2018	3,478	↓
Quarter ending March 2019	3,413	↓
Variance since March 2018	(10.7%)	↓



ACTIVITY



Month	Adjusted Scheduled Activity (UDA)	
	2018	2019
April	706	507
May	1,588	1,341
June	2,209	1,773
July	2,941	2,670
August	4,079	3,659
September	5,036	4,370
October	6,177	5,214
November	7,333	6,266
December	8,360	7,205
January	8,972	8,183
February	10,056	9,276
March	10,824	10,403
April	10,910	10,714
May	10,930	10,714
June	10,930	10,714

QUALITY

	Quantity	Base Number	Contract	AT	Region	England
% of FP17s for the same patient ID Re-attending within 3 months - Children	103	976	10.6%	10.7%	11.9%	11.8%
% of FP17s for the same patient ID Re-attending within 3 months - Adults	336	2,514	13.4%	16.1%	16.9%	15.7%
% of FP17s for the same patient ID Re-attending between 3 & 9 months - Children	333	976	34.1%	45.1%	48.9%	58.9%
% of FP17s for the same patient ID Re-attending between 3 & 9 months - Adults	670	2,514	26.7%	36.9%	38.9%	50.8%
% of FP17s for Band 1 Urgent Courses	410	3,536	11.6%	10.9%	10.7%	9.1%
% of FP17s Relating to Free Repair or Replacements	2	3,536	0.1%	0.5%	0.5%	0.8%
% of FP17s Relating to Continuations	9	3,536	0.3%	0.7%	0.7%	0.9%
% of Patients satisfied with the dentistry they have received	1	1	N/A	89.9%	89.1%	92.5%
% of Patients satisfied with the time they had to wait for an appointment	1	1	N/A	79.6%	83.1%	87.0%

* This is based on patients treated on this contract for their most recent course of treatment. Figures in italics indicate the base number of FP17s or Patient Questionnaire responses are less than 100. N/A is shown where the base number of responses is less than 10 during the period. % is calculated as Quantity/Base number*100

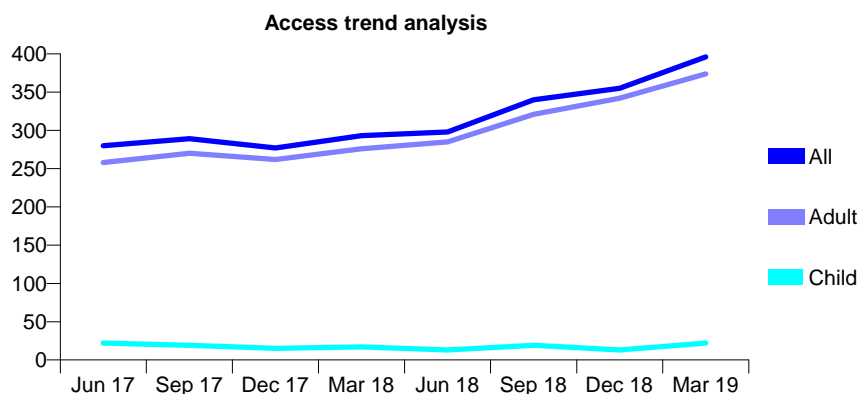
Q61 - Vital Signs At a Glance Contract Report for 136158/0001 - Year end March 2019

Name or company name	Dental Solutions Urgent Treatment Service
Contract type name	GDS Contract
Purpose of contract	General
Contract start date	16/12/2009
Contract end date	

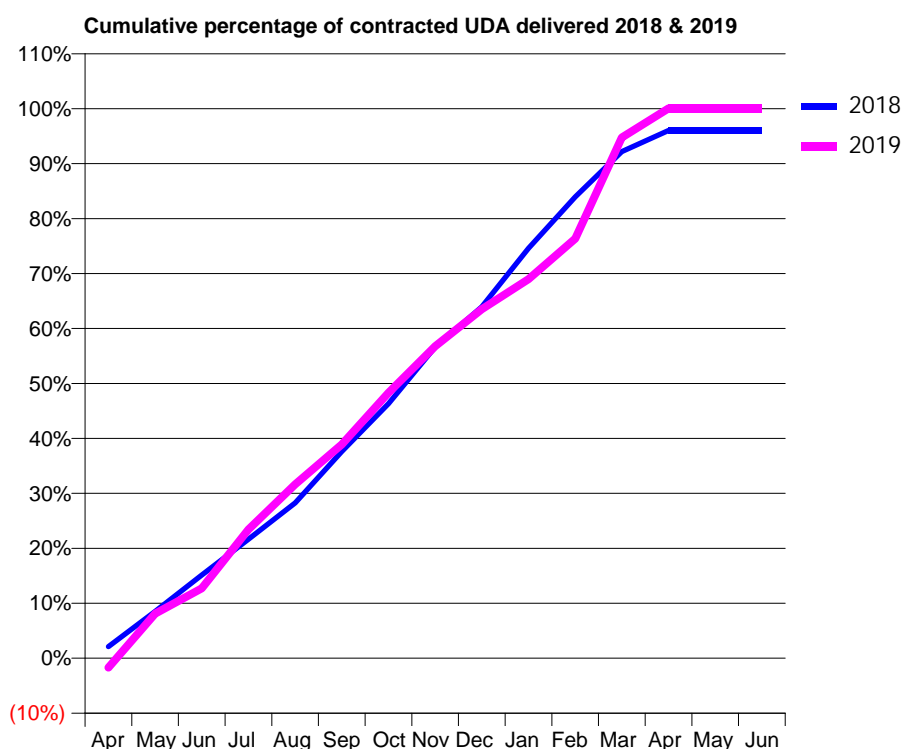
18/19 Contracted general activity (UDA)	624
Carry forward general activity (UDA)	25
18/19 Contracted orthodontic activity (UOA)	0
Carry forward orthodontic activity (UOA)	0
Baseline contract value	£30,167.62

ACCESS*

Patients seen in 24 months	Total	Change since previous quarter
Quarter ending March 2018	293	
Quarter ending June 2018	298	→
Quarter ending September 2018	340	↑
Quarter ending December 2018	355	↑
Quarter ending March 2019	396	↑
Variance since March 2018	35.2%	↑



ACTIVITY



Month	2018	2019
April	13	-11
May	53	51
June	94	79
July	135	146
August	176	197
September	235	243
October	289	301
November	353	354
December	399	396
January	466	430
February	524	476
March	575	591
April	599	624
May	599	624
June	599	624

QUALITY

	Quantity	Base Number	Contract	AT	Region	England
% of FP17s for the same patient ID Re-attending within 3 months - Children	0	57	0.0%	10.7%	11.9%	11.8%
% of FP17s for the same patient ID Re-attending within 3 months - Adults	11	449	2.4%	16.1%	16.9%	15.7%
% of FP17s for the same patient ID Re-attending between 3 & 9 months - Children	0	57	0.0%	45.1%	48.9%	58.9%
% of FP17s for the same patient ID Re-attending between 3 & 9 months - Adults	8	449	1.8%	36.9%	38.9%	50.8%
% of FP17s for Band 1 Urgent Courses	476	512	93.0%	10.9%	10.7%	9.1%
% of FP17s Relating to Free Repair or Replacements	0	512	0.0%	0.5%	0.5%	0.8%
% of FP17s Relating to Continuations	0	512	0.0%	0.7%	0.7%	0.9%
% of Patients satisfied with the dentistry they have received	0	0	N/A	89.9%	89.1%	92.5%
% of Patients satisfied with the time they had to wait for an appointment	0	0	N/A	79.6%	83.1%	87.0%

* This is based on patients treated on this contract for their most recent course of treatment.

Figures in italics indicate the base number of FP17s or Patient Questionnaire responses are less than 100. N/A is shown where the base number of responses is less than 10 during the period. % is calculated as Quantity/Base number*100

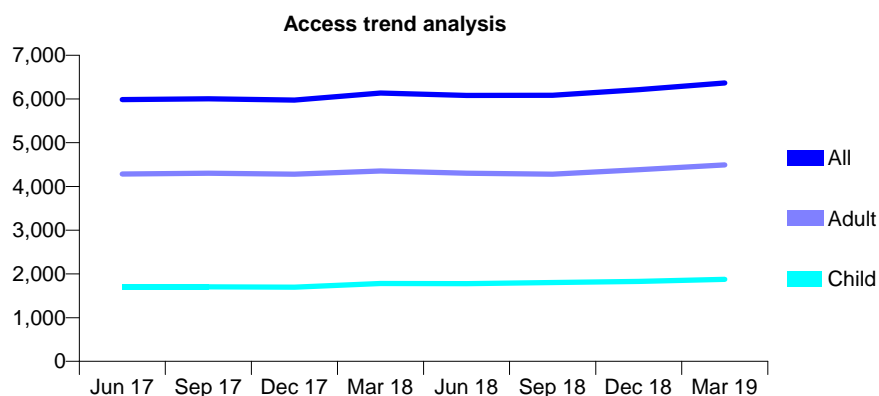
Q61 - Vital Signs At a Glance Contract Report for 136409/0001 - Year end March 2019

Name or company name	High Barnet Dental Care
Contract type name	GDS Contract
Purpose of contract	General
Contract start date	01/08/2007
Contract end date	

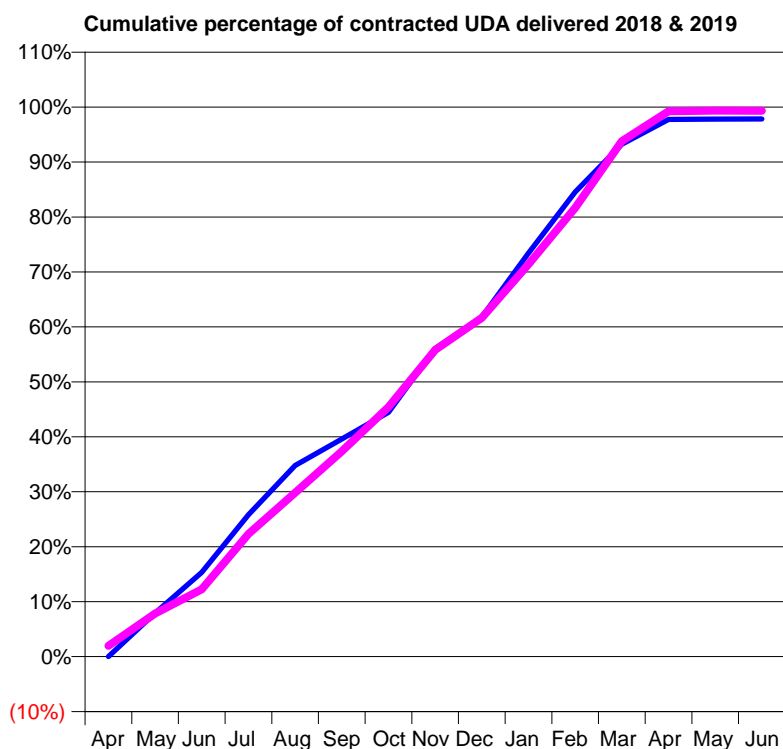
18/19 Contracted general activity (UDA)	16,426
Carry forward general activity (UDA)	317
18/19 Contracted orthodontic activity (UOA)	0
Carry forward orthodontic activity (UOA)	0
Baseline contract value	£474,587.97

ACCESS*

Patients seen in 24 months	Total	Change since previous quarter
Quarter ending March 2018	6,134	
Quarter ending June 2018	6,080	→
Quarter ending September 2018	6,082	→
Quarter ending December 2018	6,215	↑
Quarter ending March 2019	6,366	↑
Variance since March 2018	3.8%	↑



ACTIVITY



Month	Adjusted Scheduled Activity (UDA)	
	2018	2019
April	-0	327
May	1,307	1,289
June	2,521	2,011
July	4,243	3,668
August	5,713	4,901
September	6,505	6,137
October	7,303	7,460
November	9,206	9,166
December	10,145	10,125
January	12,059	11,726
February	13,888	13,416
March	15,311	15,404
April	16,059	16,302
May	16,065	16,315
June	16,068	16,312

QUALITY

	Quantity	Base Number	Contract	AT	Region	England
% of FP17s for the same patient ID Re-attending within 3 months - Children	215	2,696	8.0%	10.7%	11.9%	11.8%
% of FP17s for the same patient ID Re-attending within 3 months - Adults	795	5,272	15.1%	16.1%	16.9%	15.7%
% of FP17s for the same patient ID Re-attending between 3 & 9 months - Children	1,551	2,696	57.5%	45.1%	48.9%	58.9%
% of FP17s for the same patient ID Re-attending between 3 & 9 months - Adults	2,270	5,272	43.1%	36.9%	38.9%	50.8%
% of FP17s for Band 1 Urgent Courses	927	8,000	11.6%	10.9%	10.7%	9.1%
% of FP17s Relating to Free Repair or Replacements	36	8,000	0.4%	0.5%	0.5%	0.8%
% of FP17s Relating to Continuations	12	8,000	0.2%	0.7%	0.7%	0.9%
% of Patients satisfied with the dentistry they have received	1	2	N/A	89.9%	89.1%	92.5%
% of Patients satisfied with the time they had to wait for an appointment	2	2	N/A	79.6%	83.1%	87.0%

* This is based on patients treated on this contract for their most recent course of treatment. Figures in italics indicate the base number of FP17s or Patient Questionnaire responses are less than 100. N/A is shown where the base number of responses is less than 10 during the period. % is calculated as Quantity/Base number*100

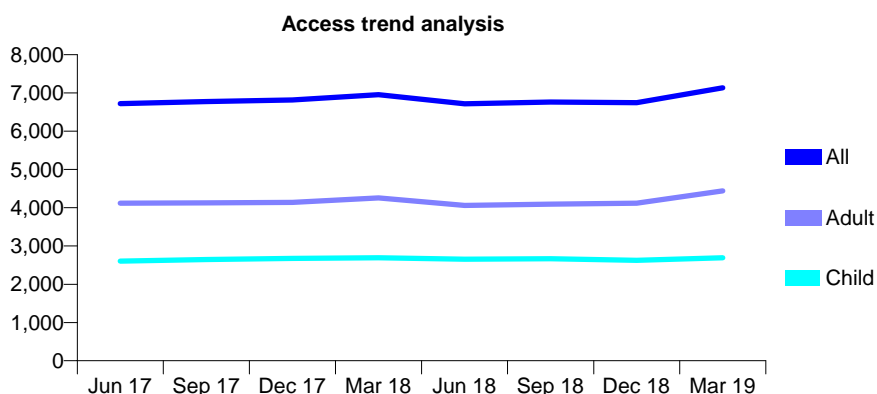
Q61 - Vital Signs At a Glance Contract Report for 136557/0001 - Year end March 2019

Name or company name	S Cowley, R Ingham and J Angelo
Contract type name	GDS Contract
Purpose of contract	General
Contract start date	01/04/2011
Contract end date	

18/19 Contracted general activity (UDA)	21,193
Carry forward general activity (UDA)	-254
18/19 Contracted orthodontic activity (UOA)	0
Carry forward orthodontic activity (UOA)	0
Baseline contract value	£582,175.12

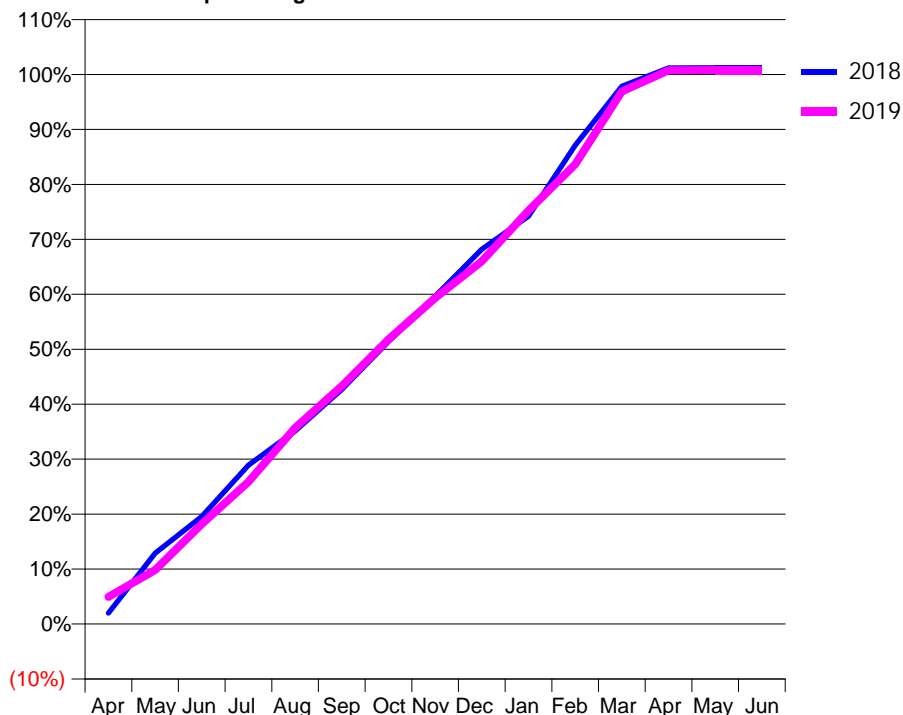
ACCESS*

Patients seen in 24 months	Total	Change since previous quarter
Quarter ending March 2018	6,952	
Quarter ending June 2018	6,717	↓
Quarter ending September 2018	6,762	→
Quarter ending December 2018	6,743	→
Quarter ending March 2019	7,133	↑
Variance since March 2018	2.6%	↑



ACTIVITY

Cumulative percentage of contracted UDA delivered 2018 & 2019



Month	Adjusted Scheduled Activity (UDA)	
	2018	2019
April	424	1,049
May	2,735	2,084
June	4,143	3,857
July	6,128	5,483
August	7,451	7,571
September	9,045	9,172
October	10,889	10,976
November	12,644	12,574
December	14,447	13,984
January	15,729	15,946
February	18,460	17,730
March	20,735	20,536
April	21,443	21,349
May	21,447	21,359
June	21,447	21,359

QUALITY

	Quantity	Base Number	Contract	AT	Region	England
% of FP17s for the same patient ID Re-attending within 3 months - Children	154	2,644	5.8%	10.7%	11.9%	11.8%
% of FP17s for the same patient ID Re-attending within 3 months - Adults	395	4,236	9.3%	16.1%	16.9%	15.7%
% of FP17s for the same patient ID Re-attending between 3 & 9 months - Children	958	2,644	36.2%	45.1%	48.9%	58.9%
% of FP17s for the same patient ID Re-attending between 3 & 9 months - Adults	1,362	4,236	32.2%	36.9%	38.9%	50.8%
% of FP17s for Band 1 Urgent Courses	662	6,896	9.6%	10.9%	10.7%	9.1%
% of FP17s Relating to Free Repair or Replacements	6	6,896	0.1%	0.5%	0.5%	0.8%
% of FP17s Relating to Continuations	37	6,896	0.5%	0.7%	0.7%	0.9%
% of Patients satisfied with the dentistry they have received	1	1	N/A	89.9%	89.1%	92.5%
% of Patients satisfied with the time they had to wait for an appointment	1	1	N/A	79.6%	83.1%	87.0%

* This is based on patients treated on this contract for their most recent course of treatment.

Figures in italics indicate the base number of FP17s or Patient Questionnaire responses are less than 100. N/A is shown where the base number of responses is less than 10 during the period. % is calculated as Quantity/Base number*100

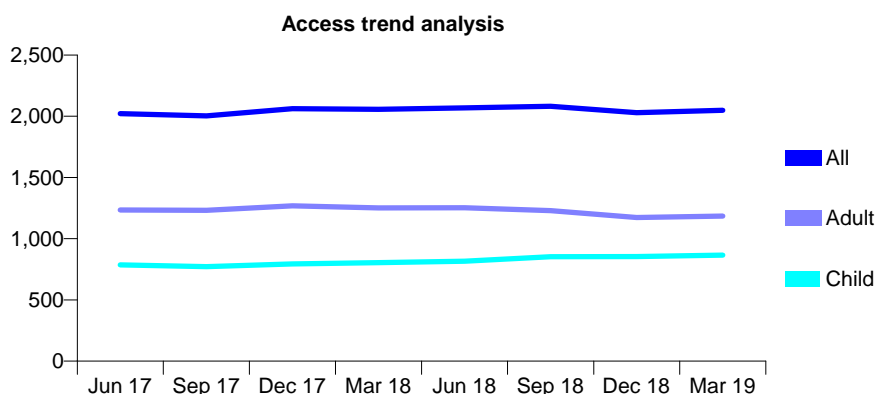
Q61 - Vital Signs At a Glance Contract Report for 137081/0001 - Year end March 2019

Name or company name	Dental Living
Contract type name	GDS Contract
Purpose of contract	General
Contract start date	01/07/2009
Contract end date	

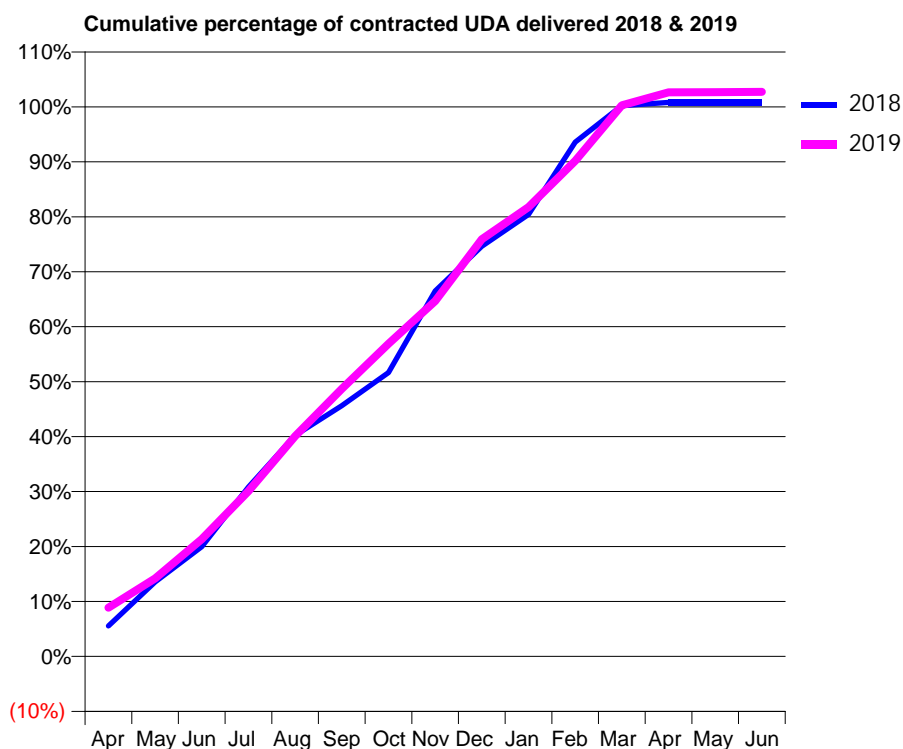
18/19 Contracted general activity (UDA)	4,301
Carry forward general activity (UDA)	-34
18/19 Contracted orthodontic activity (UOA)	0
Carry forward orthodontic activity (UOA)	0
Baseline contract value	£112,520.85

ACCESS*

Patients seen in 24 months	Total	Change since previous quarter
Quarter ending March 2018	2,057	
Quarter ending June 2018	2,069	→
Quarter ending September 2018	2,082	→
Quarter ending December 2018	2,029	↓
Quarter ending March 2019	2,050	→
Variance since March 2018	(0.3%)	→



ACTIVITY



Month	2018	2019
April	239	381
May	583	612
June	858	918
July	1,326	1,294
August	1,730	1,724
September	1,961	2,094
October	2,221	2,447
November	2,861	2,781
December	3,210	3,265
January	3,458	3,517
February	4,025	3,879
March	4,312	4,313
April	4,335	4,414
May	4,335	4,415
June	4,335	4,418

QUALITY

	Quantity	Base Number	Contract	AT	Region	England
% of FP17s for the same patient ID Re-attending within 3 months - Children	91	974	9.3%	10.7%	11.9%	11.8%
% of FP17s for the same patient ID Re-attending within 3 months - Adults	215	1,144	18.8%	16.1%	16.9%	15.7%
% of FP17s for the same patient ID Re-attending between 3 & 9 months - Children	343	974	35.2%	45.1%	48.9%	58.9%
% of FP17s for the same patient ID Re-attending between 3 & 9 months - Adults	340	1,144	29.7%	36.9%	38.9%	50.8%
% of FP17s for Band 1 Urgent Courses	305	2,153	14.2%	10.9%	10.7%	9.1%
% of FP17s Relating to Free Repair or Replacements	2	2,153	0.1%	0.5%	0.5%	0.8%
% of FP17s Relating to Continuations	19	2,153	0.9%	0.7%	0.7%	0.9%
% of Patients satisfied with the dentistry they have received	0	0	N/A	89.9%	89.1%	92.5%
% of Patients satisfied with the time they had to wait for an appointment	0	0	N/A	79.6%	83.1%	87.0%

* This is based on patients treated on this contract for their most recent course of treatment. Figures in italics indicate the base number of FP17s or Patient Questionnaire responses are less than 100. N/A is shown where the base number of responses is less than 10 during the period. % is calculated as Quantity/Base number*100

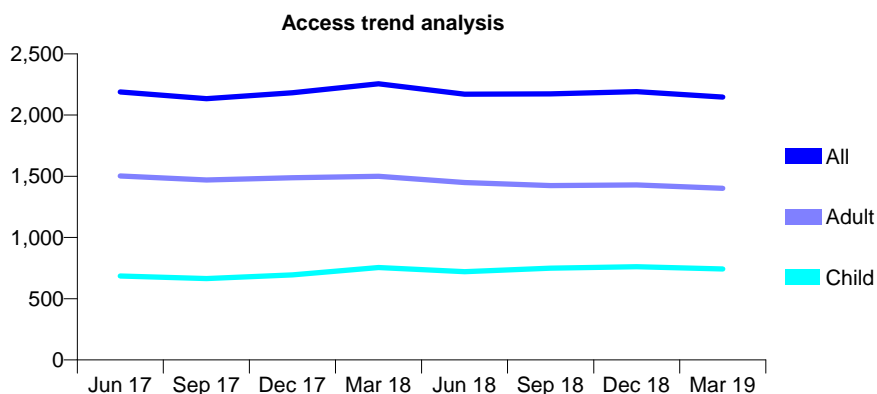
Q61 - Vital Signs At a Glance Contract Report for 137723/0001 - Year end March 2019

Name or company name	Miss Chaudry & Dr M Siddique
Contract type name	GDS Contract
Purpose of contract	General
Contract start date	01/02/2012
Contract end date	

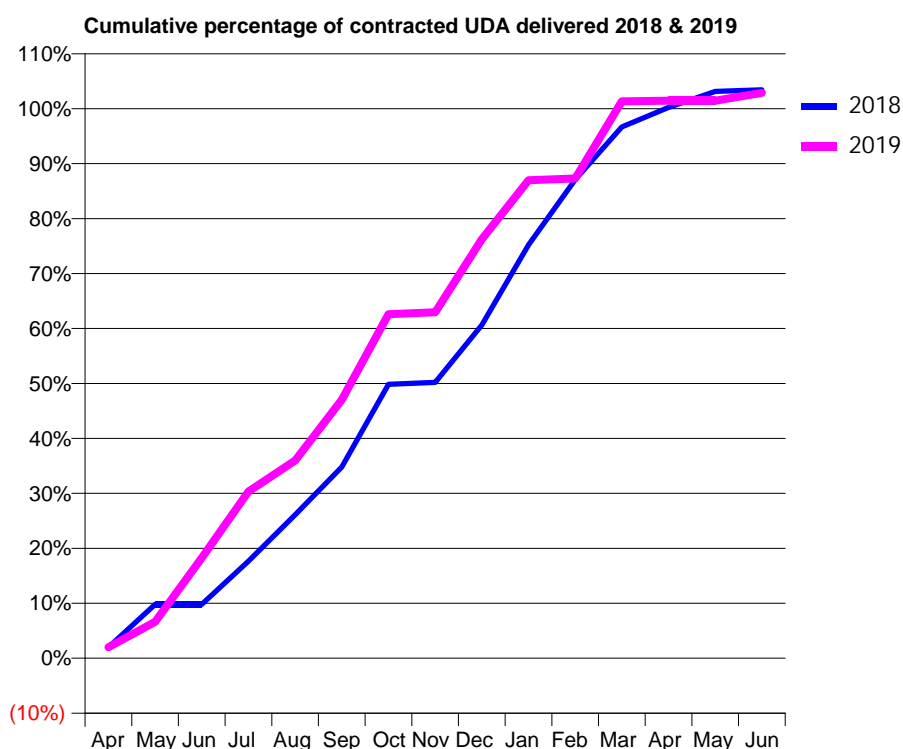
18/19 Contracted general activity (UDA)	6,879
Carry forward general activity (UDA)	-138
18/19 Contracted orthodontic activity (UOA)	0
Carry forward orthodontic activity (UOA)	0
Baseline contract value	£201,074.23

ACCESS*

Patients seen in 24 months	Total	Change since previous quarter
Quarter ending March 2018	2,255	
Quarter ending June 2018	2,170	↓
Quarter ending September 2018	2,174	→
Quarter ending December 2018	2,191	→
Quarter ending March 2019	2,147	↓
Variance since March 2018	(4.8%)	↓



ACTIVITY



Adjusted Scheduled Activity (UDA)		
Month	2018	2019
April	138	138
May	675	456
June	674	1,256
July	1,214	2,086
August	1,797	2,475
September	2,393	3,235
October	3,428	4,306
November	3,453	4,330
December	4,170	5,244
January	5,174	5,983
February	5,990	6,005
March	6,650	6,970
April	6,893	6,979
May	7,093	6,979
June	7,113	7,077

QUALITY

	Quantity	Base Number	Contract	AT	Region	England
% of FP17s for the same patient ID Re-attending within 3 months - Children	101	891	11.3%	10.7%	11.9%	11.8%
% of FP17s for the same patient ID Re-attending within 3 months - Adults	217	1,355	16.0%	16.1%	16.9%	15.7%
% of FP17s for the same patient ID Re-attending between 3 & 9 months - Children	331	891	37.1%	45.1%	48.9%	58.9%
% of FP17s for the same patient ID Re-attending between 3 & 9 months - Adults	352	1,355	26.0%	36.9%	38.9%	50.8%
% of FP17s for Band 1 Urgent Courses	231	2,143	10.8%	10.9%	10.7%	9.1%
% of FP17s Relating to Free Repair or Replacements	6	2,143	0.3%	0.5%	0.5%	0.8%
% of FP17s Relating to Continuations	8	2,143	0.4%	0.7%	0.7%	0.9%
% of Patients satisfied with the dentistry they have received	0	0	N/A	89.9%	89.1%	92.5%
% of Patients satisfied with the time they had to wait for an appointment	0	0	N/A	79.6%	83.1%	87.0%

* This is based on patients treated on this contract for their most recent course of treatment.

Figures in italics indicate the base number of FP17s or Patient Questionnaire responses are less than 100. N/A is shown where the base number of responses is less than 10 during the period. % is calculated as Quantity/Base number*100

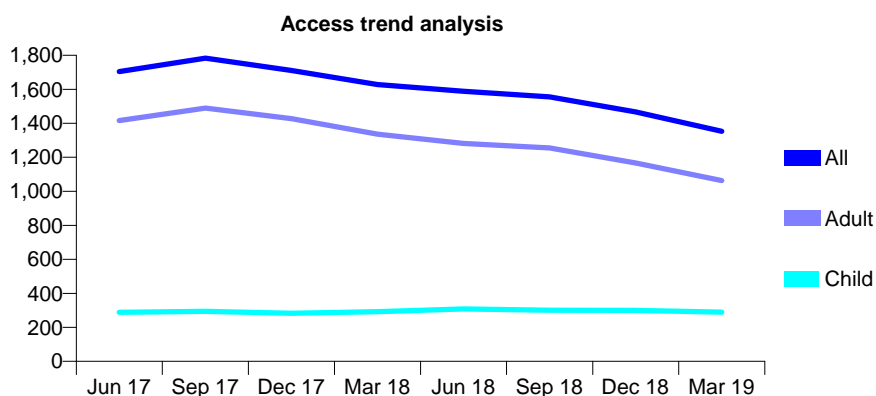
Q61 - Vital Signs At a Glance Contract Report for 137871/0001 - Year end March 2019

Name or company name	Harpinder Dhamu and Geo Vellappany Mat
Contract type name	Pilot Contract
Purpose of contract	General
Contract start date	01/05/2014
Contract end date	

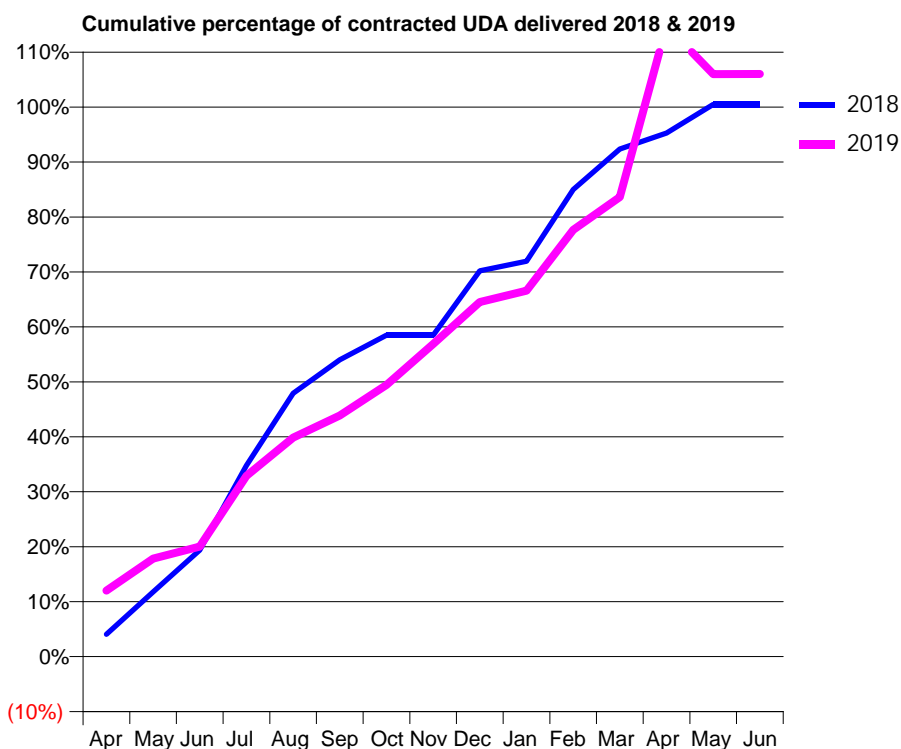
18/19 Contracted general activity (UDA)	3,252
Carry forward general activity (UDA)	-15
18/19 Contracted orthodontic activity (UOA)	0
Carry forward orthodontic activity (UOA)	0
Baseline contract value	£175,797.51

ACCESS*

Patients seen in 24 months	Total	Change since previous quarter
Quarter ending March 2018	1,628	
Quarter ending June 2018	1,589	↓
Quarter ending September 2018	1,556	↓
Quarter ending December 2018	1,467	↓
Quarter ending March 2019	1,353	↓
Variance since March 2018	(16.9%)	↓



ACTIVITY



Month	Adjusted Scheduled Activity (UDA)	
	2018	2019
April	132	391
May	383	580
June	630	652
July	1,132	1,070
August	1,558	1,296
September	1,756	1,426
October	1,903	1,608
November	1,903	1,850
December	2,283	2,098
January	2,340	2,166
February	2,764	2,526
March	3,004	2,720
April	3,098	3,734
May	3,267	3,447
June	3,267	3,448

QUALITY

	Quantity	Base Number	Contract	AT	Region	England
% of FP17s for the same patient ID Re-attending within 3 months - Children	11	274	4.0%	10.7%	11.9%	11.8%
% of FP17s for the same patient ID Re-attending within 3 months - Adults	161	858	18.8%	16.1%	16.9%	15.7%
% of FP17s for the same patient ID Re-attending between 3 & 9 months - Children	97	274	35.4%	45.1%	48.9%	58.9%
% of FP17s for the same patient ID Re-attending between 3 & 9 months - Adults	193	858	22.5%	36.9%	38.9%	50.8%
% of FP17s for Band 1 Urgent Courses	186	1,148	16.2%	10.9%	10.7%	9.1%
% of FP17s Relating to Free Repair or Replacements	7	1,148	0.6%	0.5%	0.5%	0.8%
% of FP17s Relating to Continuations	1	1,148	0.1%	0.7%	0.7%	0.9%
% of Patients satisfied with the dentistry they have received	0	0	N/A	89.9%	89.1%	92.5%
% of Patients satisfied with the time they had to wait for an appointment	0	0	N/A	79.6%	83.1%	87.0%

* This is based on patients treated on this contract for their most recent course of treatment. Figures in italics indicate the base number of FP17s or Patient Questionnaire responses are less than 100. N/A is shown where the base number of responses is less than 10 during the period. % is calculated as Quantity/Base number*100

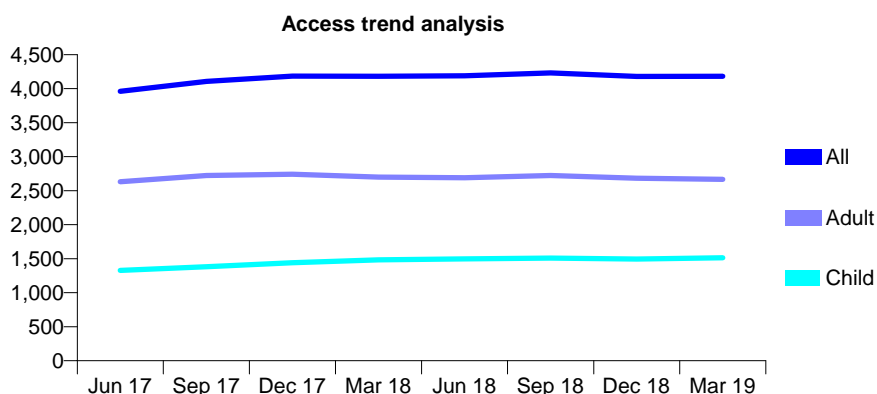
Q61 - Vital Signs At a Glance Contract Report for 137901/0001 - Year end March 2019

Name or company name	Smiles Dental Care Limited
Contract type name	GDS Contract
Purpose of contract	General
Contract start date	01/04/2014
Contract end date	

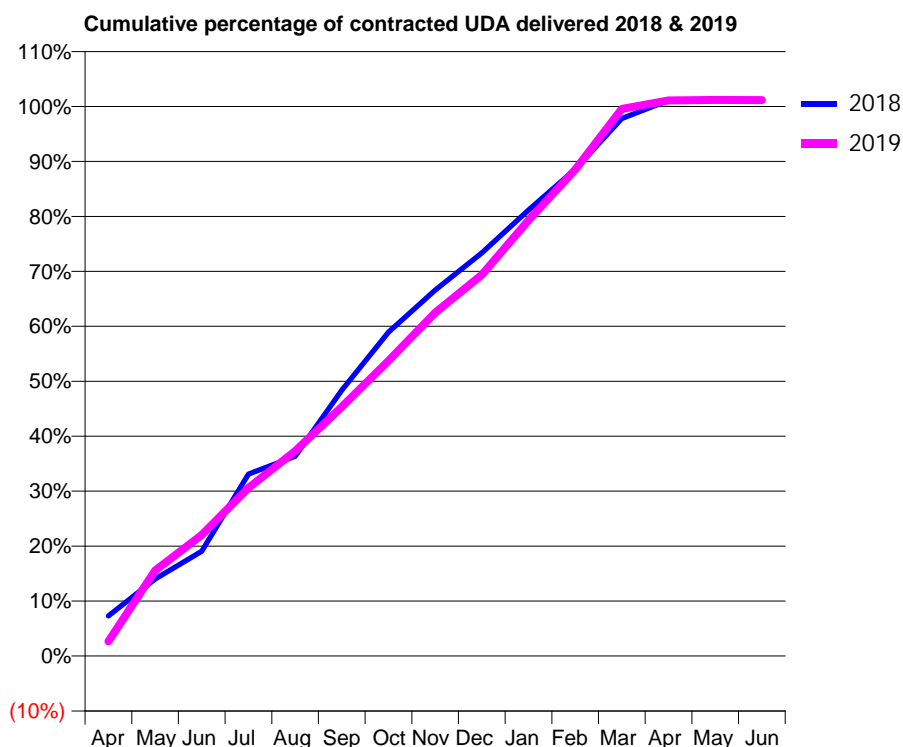
18/19 Contracted general activity (UDA)	7,500
Carry forward general activity (UDA)	-86
18/19 Contracted orthodontic activity (UOA)	0
Carry forward orthodontic activity (UOA)	0
Baseline contract value	£211,033.97

ACCESS*

Patients seen in 24 months	Total	Change since previous quarter
Quarter ending March 2018	4,182	
Quarter ending June 2018	4,189	→
Quarter ending September 2018	4,232	→
Quarter ending December 2018	4,179	↓
Quarter ending March 2019	4,183	→
Variance since March 2018	0.0%	→



ACTIVITY



Month	Adjusted Scheduled Activity (UDA)	
	2018	2019
April	547	202
May	1,052	1,168
June	1,429	1,653
July	2,483	2,293
August	2,726	2,797
September	3,627	3,401
October	4,420	4,029
November	4,996	4,685
December	5,500	5,201
January	6,086	5,947
February	6,642	6,638
March	7,336	7,467
April	7,583	7,583
May	7,596	7,589
June	7,586	7,587

QUALITY

	Quantity	Base Number	Contract	AT	Region	England
% of FP17s for the same patient ID Re-attending within 3 months - Children	61	2,085	2.9%	10.7%	11.9%	11.8%
% of FP17s for the same patient ID Re-attending within 3 months - Adults	153	2,779	5.5%	16.1%	16.9%	15.7%
% of FP17s for the same patient ID Re-attending between 3 & 9 months - Children	1,282	2,085	61.5%	45.1%	48.9%	58.9%
% of FP17s for the same patient ID Re-attending between 3 & 9 months - Adults	1,224	2,779	44.0%	36.9%	38.9%	50.8%
% of FP17s for Band 1 Urgent Courses	279	4,254	6.6%	10.9%	10.7%	9.1%
% of FP17s Relating to Free Repair or Replacements	15	4,254	0.4%	0.5%	0.5%	0.8%
% of FP17s Relating to Continuations	5	4,254	0.1%	0.7%	0.7%	0.9%
% of Patients satisfied with the dentistry they have received	1	1	N/A	89.9%	89.1%	92.5%
% of Patients satisfied with the time they had to wait for an appointment	1	1	N/A	79.6%	83.1%	87.0%

* This is based on patients treated on this contract for their most recent course of treatment. Figures in italics indicate the base number of FP17s or Patient Questionnaire responses are less than 100. N/A is shown where the base number of responses is less than 10 during the period. % is calculated as Quantity/Base number*100

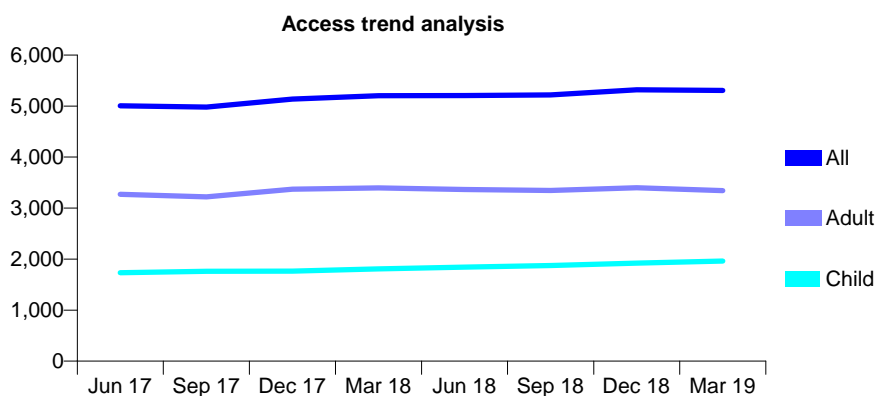
Q61 - Vital Signs At a Glance Contract Report for 138037/0001 - Year end March 2019

Name or company name	Mr Punit Shah, Mrs Priya Punit Shah
Contract type name	GDS Contract
Purpose of contract	General
Contract start date	10/02/2014
Contract end date	

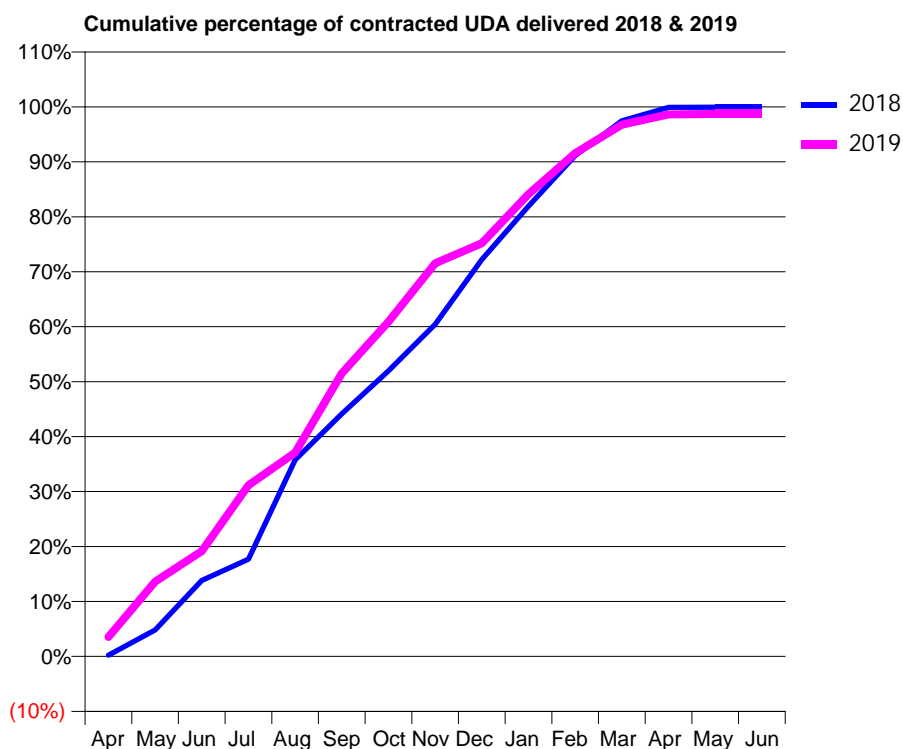
18/19 Contracted general activity (UDA)	7,567
Carry forward general activity (UDA)	4
18/19 Contracted orthodontic activity (UOA)	0
Carry forward orthodontic activity (UOA)	0
Baseline contract value	£231,276.37

ACCESS*

Patients seen in 24 months	Total	Change since previous quarter
Quarter ending March 2018	5,204	
Quarter ending June 2018	5,207	→
Quarter ending September 2018	5,219	→
Quarter ending December 2018	5,318	→
Quarter ending March 2019	5,306	→
Variance since March 2018	2.0%	→



ACTIVITY



Month	Adjusted Scheduled Activity (UDA)	
	2018	2019
April	18	267
May	365	1,031
June	1,047	1,450
July	1,339	2,356
August	2,707	2,806
September	3,338	3,897
October	3,933	4,608
November	4,574	5,415
December	5,463	5,690
January	6,200	6,366
February	6,896	6,928
March	7,374	7,322
April	7,559	7,462
May	7,563	7,469
June	7,563	7,469

QUALITY

	Quantity	Base Number	Contract	AT	Region	England
% of FP17s for the same patient ID Re-attending within 3 months - Children	133	2,159	6.2%	10.7%	11.9%	11.8%
% of FP17s for the same patient ID Re-attending within 3 months - Adults	313	2,593	12.1%	16.1%	16.9%	15.7%
% of FP17s for the same patient ID Re-attending between 3 & 9 months - Children	813	2,159	37.7%	45.1%	48.9%	58.9%
% of FP17s for the same patient ID Re-attending between 3 & 9 months - Adults	558	2,593	21.5%	36.9%	38.9%	50.8%
% of FP17s for Band 1 Urgent Courses	339	4,063	8.3%	10.9%	10.7%	9.1%
% of FP17s Relating to Free Repair or Replacements	15	4,063	0.4%	0.5%	0.5%	0.8%
% of FP17s Relating to Continuations	48	4,063	1.2%	0.7%	0.7%	0.9%
% of Patients satisfied with the dentistry they have received	1	1	N/A	89.9%	89.1%	92.5%
% of Patients satisfied with the time they had to wait for an appointment	1	1	N/A	79.6%	83.1%	87.0%

* This is based on patients treated on this contract for their most recent course of treatment. Figures in italics indicate the base number of FP17s or Patient Questionnaire responses are less than 100. N/A is shown where the base number of responses is less than 10 during the period. % is calculated as Quantity/Base number*100

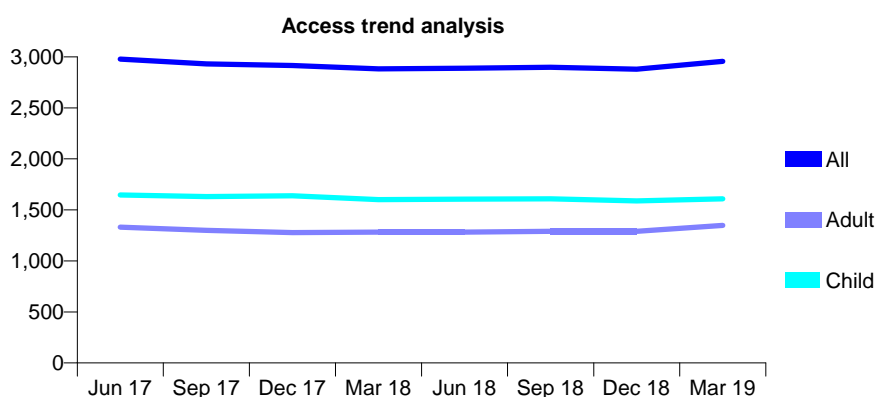
Q61 - Vital Signs At a Glance Contract Report for 139262/0001 - Year end March 2019

Name or company name	St Johns Dental Practice Limited
Contract type name	GDS Contract
Purpose of contract	General
Contract start date	01/12/2011
Contract end date	

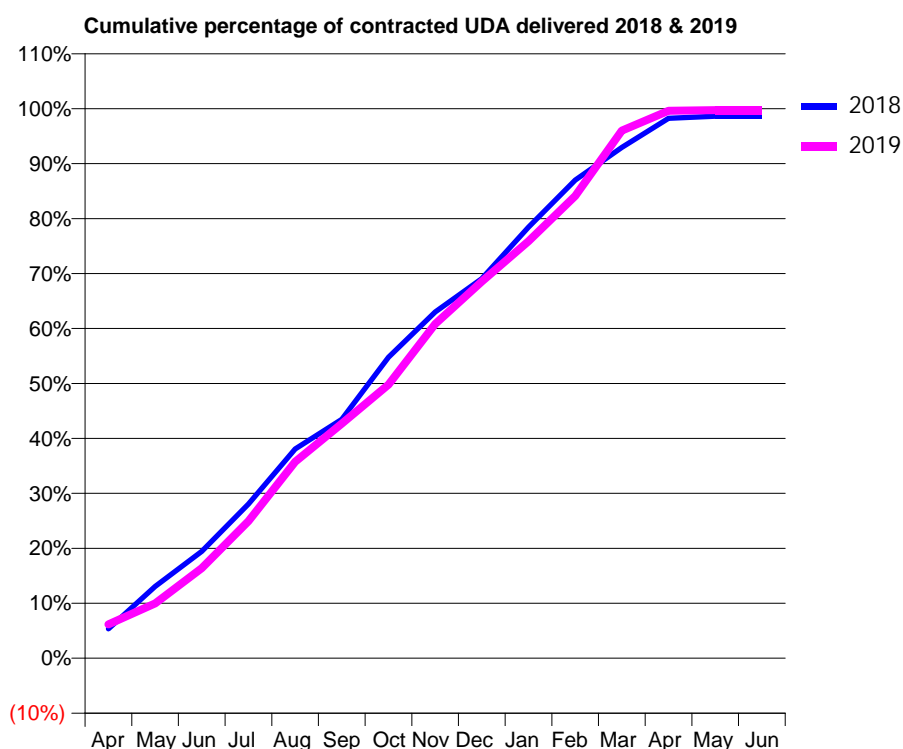
18/19 Contracted general activity (UDA)	7,247
Carry forward general activity (UDA)	100
18/19 Contracted orthodontic activity (UOA)	0
Carry forward orthodontic activity (UOA)	0
Baseline contract value	£162,802.76

ACCESS*

Patients seen in 24 months	Total	Change since previous quarter
Quarter ending March 2018	2,882	
Quarter ending June 2018	2,888	→
Quarter ending September 2018	2,897	→
Quarter ending December 2018	2,879	→
Quarter ending March 2019	2,956	↑
Variance since March 2018	2.6%	↑



ACTIVITY



Adjusted Scheduled Activity (UDA)		
Month	2018	2019
April	388	445
May	947	724
June	1,409	1,187
July	2,034	1,809
August	2,761	2,592
September	3,150	3,092
October	3,968	3,609
November	4,567	4,408
December	5,004	4,968
January	5,685	5,498
February	6,305	6,096
March	6,736	6,957
April	7,120	7,218
May	7,147	7,226
June	7,147	7,226

QUALITY

	Quantity	Base Number	Contract	AT	Region	England
% of FP17s for the same patient ID Re-attending within 3 months - Children	247	2,839	8.7%	10.7%	11.9%	11.8%
% of FP17s for the same patient ID Re-attending within 3 months - Adults	257	1,924	13.4%	16.1%	16.9%	15.7%
% of FP17s for the same patient ID Re-attending between 3 & 9 months - Children	1,960	2,839	69.0%	45.1%	48.9%	58.9%
% of FP17s for the same patient ID Re-attending between 3 & 9 months - Adults	1,160	1,924	60.3%	36.9%	38.9%	50.8%
% of FP17s for Band 1 Urgent Courses	201	4,655	4.3%	10.9%	10.7%	9.1%
% of FP17s Relating to Free Repair or Replacements	5	4,655	0.1%	0.5%	0.5%	0.8%
% of FP17s Relating to Continuations	2	4,655	0.0%	0.7%	0.7%	0.9%
% of Patients satisfied with the dentistry they have received	0	0	N/A	89.9%	89.1%	92.5%
% of Patients satisfied with the time they had to wait for an appointment	0	0	N/A	79.6%	83.1%	87.0%

* This is based on patients treated on this contract for their most recent course of treatment.

Figures in italics indicate the base number of FP17s or Patient Questionnaire responses are less than 100. N/A is shown where the base number of responses is less than 10 during the period. % is calculated as Quantity/Base number*100

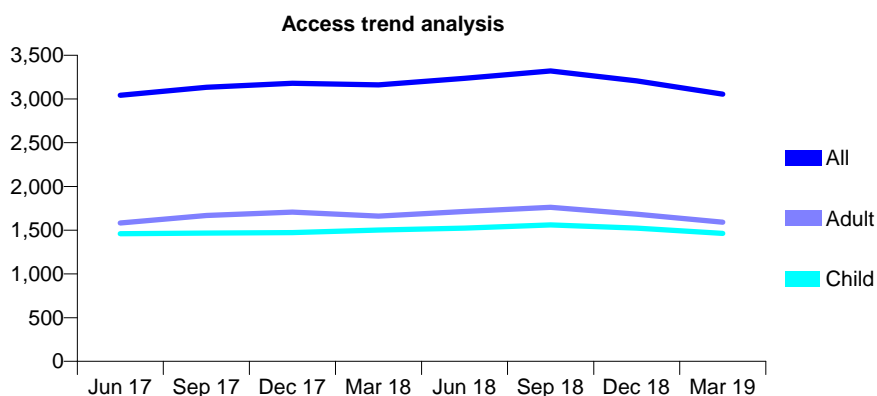
Q61 - Vital Signs At a Glance Contract Report for 140252/0001 - Year end March 2019

Name or company name	Mrs S Talwar & Dr R Khara
Contract type name	GDS Contract
Purpose of contract	General and Orthodontic
Contract start date	10/01/2009
Contract end date	

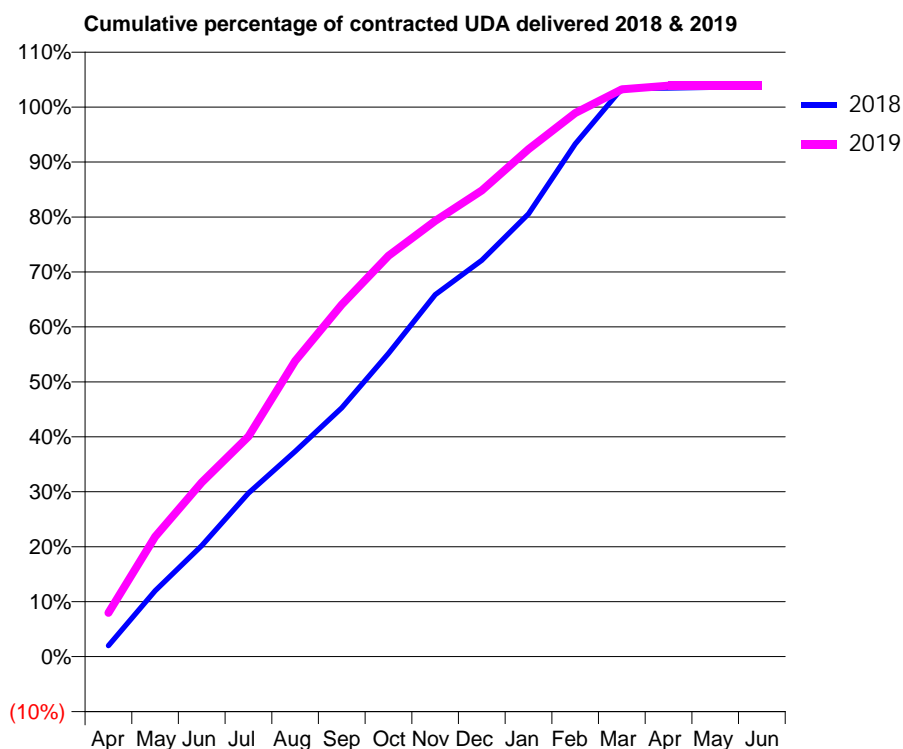
18/19 Contracted general activity (UDA)	3,745
Carry forward general activity (UDA)	-75
18/19 Contracted orthodontic activity (UOA)	2,645
Carry forward orthodontic activity (UOA)	-3
Baseline contract value	£277,501.70

ACCESS*

Patients seen in 24 months	Total	Change since previous quarter
Quarter ending March 2018	3,161	
Quarter ending June 2018	3,237	↑
Quarter ending September 2018	3,321	↑
Quarter ending December 2018	3,207	↓
Quarter ending March 2019	3,055	↓
Variance since March 2018	(3.4%)	↓



ACTIVITY



Month	Adjusted Scheduled Activity (UDA)	
	2018	2019
April	75	299
May	449	818
June	757	1,188
July	1,114	1,500
August	1,399	2,015
September	1,696	2,398
October	2,067	2,732
November	2,467	2,969
December	2,701	3,176
January	3,016	3,458
February	3,494	3,704
March	3,871	3,865
April	3,875	3,891
May	3,880	3,891
June	3,880	3,891

QUALITY

	Quantity	Base Number	Contract	AT	Region	England
% of FP17s for the same patient ID Re-attending within 3 months - Children	182	1,782	10.2%	10.7%	11.9%	11.8%
% of FP17s for the same patient ID Re-attending within 3 months - Adults	178	1,234	14.4%	16.1%	16.9%	15.7%
% of FP17s for the same patient ID Re-attending between 3 & 9 months - Children	573	1,782	32.2%	45.1%	48.9%	58.9%
% of FP17s for the same patient ID Re-attending between 3 & 9 months - Adults	361	1,234	29.3%	36.9%	38.9%	50.8%
% of FP17s for Band 1 Urgent Courses	207	1,903	10.9%	10.9%	10.7%	9.1%
% of FP17s Relating to Free Repair or Replacements	1	1,903	0.1%	0.5%	0.5%	0.8%
% of FP17s Relating to Continuations	26	1,903	1.4%	0.7%	0.7%	0.9%
% of Patients satisfied with the dentistry they have received	0	0	N/A	89.9%	89.1%	92.5%
% of Patients satisfied with the time they had to wait for an appointment	0	0	N/A	79.6%	83.1%	87.0%

* This is based on patients treated on this contract for their most recent course of treatment. Figures in italics indicate the base number of FP17s or Patient Questionnaire responses are less than 100. N/A is shown where the base number of responses is less than 10 during the period. % is calculated as Quantity/Base number*100

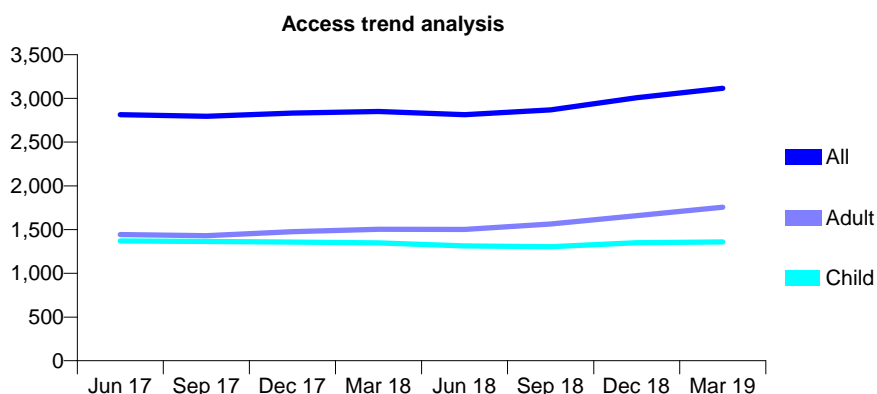
Q61 - Vital Signs At a Glance Contract Report for 140473/0001 - Year end March 2019

Name or company name	Barnet Smiles Dental Care Limited
Contract type name	GDS Contract
Purpose of contract	General
Contract start date	01/04/2014
Contract end date	

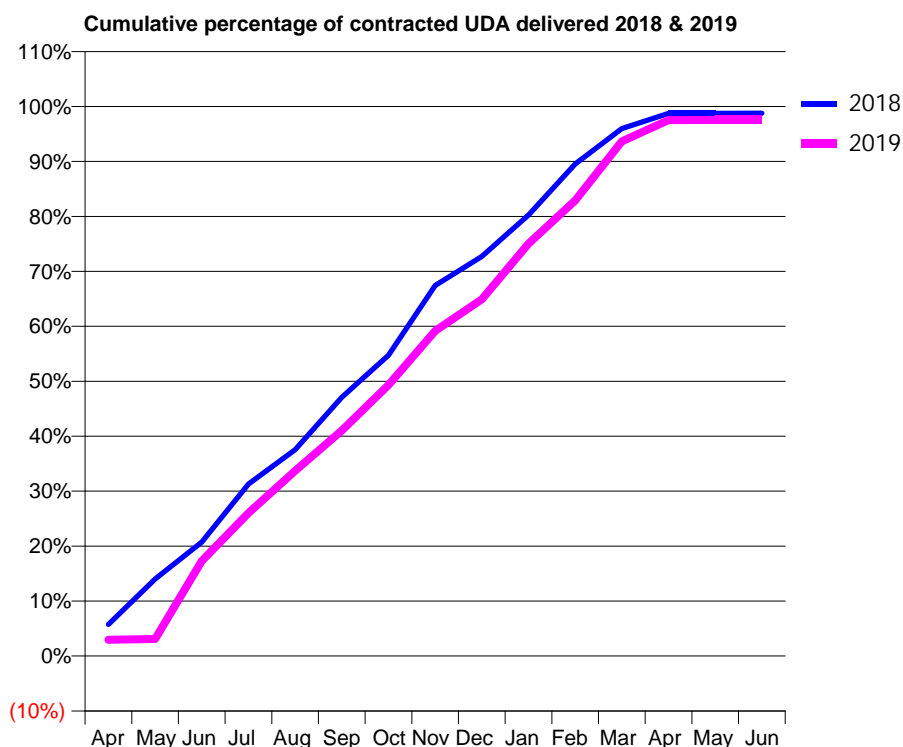
18/19 Contracted general activity (UDA)	7,560
Carry forward general activity (UDA)	93
18/19 Contracted orthodontic activity (UOA)	0
Carry forward orthodontic activity (UOA)	0
Baseline contract value	£192,486.57

ACCESS*

Patients seen in 24 months	Total	Change since previous quarter
Quarter ending March 2018	2,851	
Quarter ending June 2018	2,813	↓
Quarter ending September 2018	2,868	→
Quarter ending December 2018	3,008	↑
Quarter ending March 2019	3,115	↑
Variance since March 2018	9.3%	↑



ACTIVITY



Month	Adjusted Scheduled Activity (UDA)	
	2018	2019
April	436	222
May	1,059	235
June	1,567	1,307
July	2,366	1,967
August	2,840	2,550
September	3,558	3,101
October	4,139	3,728
November	5,098	4,472
December	5,498	4,906
January	6,065	5,674
February	6,769	6,267
March	7,255	7,080
April	7,464	7,371
May	7,464	7,374
June	7,467	7,374

QUALITY

	Quantity	Base Number	Contract	AT	Region	England
% of FP17s for the same patient ID Re-attending within 3 months - Children	162	2,011	8.1%	10.7%	11.9%	11.8%
% of FP17s for the same patient ID Re-attending within 3 months - Adults	387	2,248	17.2%	16.1%	16.9%	15.7%
% of FP17s for the same patient ID Re-attending between 3 & 9 months - Children	1,218	2,011	60.6%	45.1%	48.9%	58.9%
% of FP17s for the same patient ID Re-attending between 3 & 9 months - Adults	980	2,248	43.6%	36.9%	38.9%	50.8%
% of FP17s for Band 1 Urgent Courses	352	4,293	8.2%	10.9%	10.7%	9.1%
% of FP17s Relating to Free Repair or Replacements	46	4,293	1.1%	0.5%	0.5%	0.8%
% of FP17s Relating to Continuations	9	4,293	0.2%	0.7%	0.7%	0.9%
% of Patients satisfied with the dentistry they have received	2	2	N/A	89.9%	89.1%	92.5%
% of Patients satisfied with the time they had to wait for an appointment	2	2	N/A	79.6%	83.1%	87.0%

* This is based on patients treated on this contract for their most recent course of treatment. Figures in italics indicate the base number of FP17s or Patient Questionnaire responses are less than 100. N/A is shown where the base number of responses is less than 10 during the period. % is calculated as Quantity/Base number*100

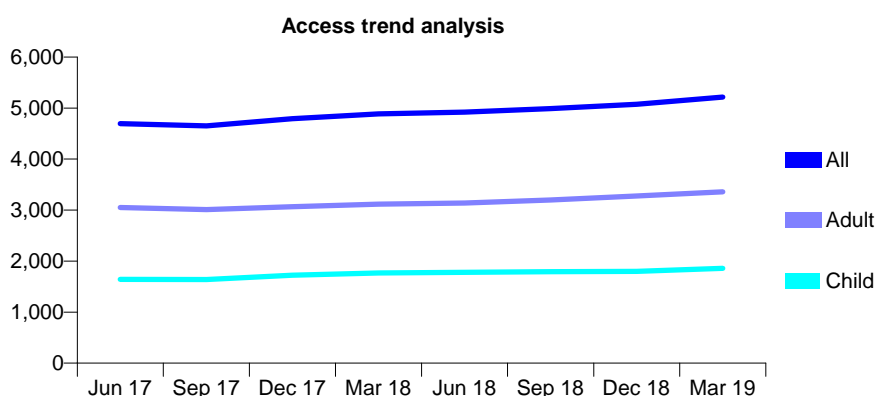
Q61 - Vital Signs At a Glance Contract Report for 140740/0001 - Year end March 2019

Name or company name	Mr S Atkar
Contract type name	GDS Contract
Purpose of contract	General
Contract start date	01/09/2012
Contract end date	

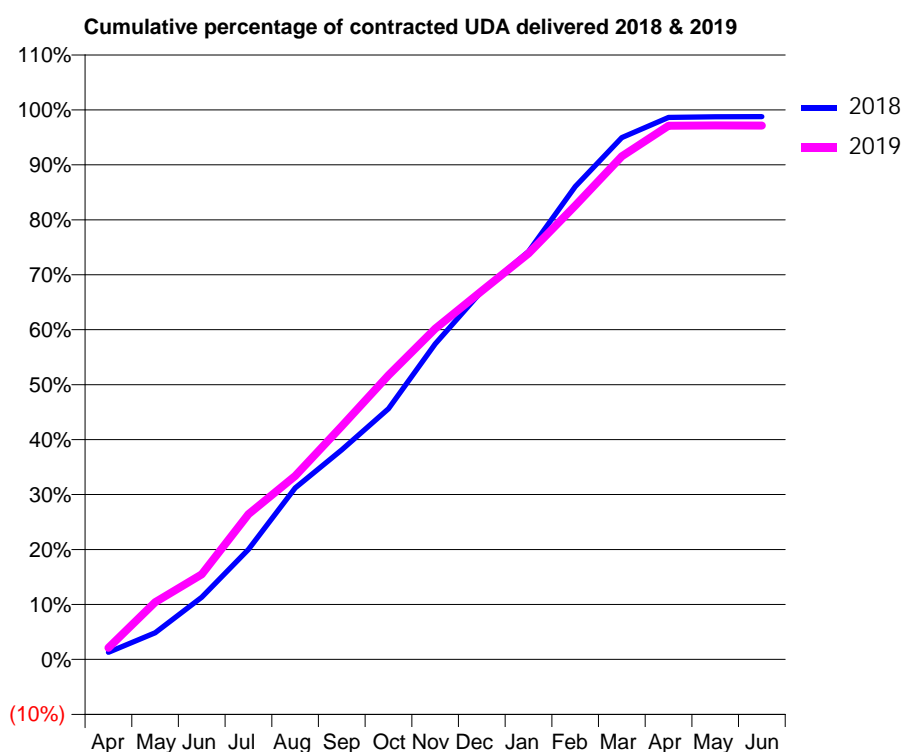
18/19 Contracted general activity (UDA)	13,433
Carry forward general activity (UDA)	167
18/19 Contracted orthodontic activity (UOA)	0
Carry forward orthodontic activity (UOA)	0
Baseline contract value	£412,827.52

ACCESS*

Patients seen in 24 months	Total	Change since previous quarter
Quarter ending March 2018	4,886	
Quarter ending June 2018	4,922	→
Quarter ending September 2018	4,990	→
Quarter ending December 2018	5,075	→
Quarter ending March 2019	5,216	↑
Variance since March 2018	6.8%	↑



ACTIVITY



Month	Adjusted Scheduled Activity (UDA)	
	2018	2019
April	175	284
May	653	1,402
June	1,521	2,079
July	2,691	3,551
August	4,190	4,485
September	5,124	5,702
October	6,131	6,943
November	7,715	8,084
December	9,006	9,007
January	9,969	9,924
February	11,558	11,090
March	12,754	12,296
April	13,246	13,045
May	13,262	13,051
June	13,266	13,048

QUALITY

	Quantity	Base Number	Contract	AT	Region	England
% of FP17s for the same patient ID Re-attending within 3 months - Children	188	2,661	7.1%	10.7%	11.9%	11.8%
% of FP17s for the same patient ID Re-attending within 3 months - Adults	515	4,392	11.7%	16.1%	16.9%	15.7%
% of FP17s for the same patient ID Re-attending between 3 & 9 months - Children	1,566	2,661	58.9%	45.1%	48.9%	58.9%
% of FP17s for the same patient ID Re-attending between 3 & 9 months - Adults	2,412	4,392	54.9%	36.9%	38.9%	50.8%
% of FP17s for Band 1 Urgent Courses	391	6,361	6.1%	10.9%	10.7%	9.1%
% of FP17s Relating to Free Repair or Replacements	22	6,361	0.3%	0.5%	0.5%	0.8%
% of FP17s Relating to Continuations	20	6,361	0.3%	0.7%	0.7%	0.9%
% of Patients satisfied with the dentistry they have received	3	3	N/A	89.9%	89.1%	92.5%
% of Patients satisfied with the time they had to wait for an appointment	3	3	N/A	79.6%	83.1%	87.0%

* This is based on patients treated on this contract for their most recent course of treatment. Figures in italics indicate the base number of FP17s or Patient Questionnaire responses are less than 100. N/A is shown where the base number of responses is less than 10 during the period. % is calculated as Quantity/Base number*100

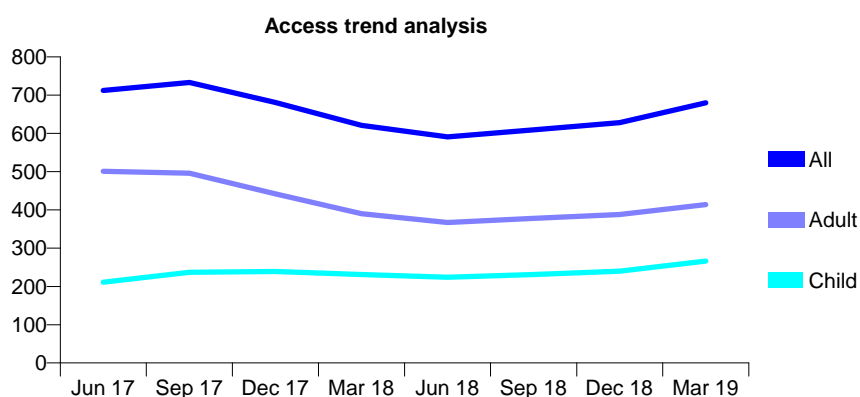
Q61 - Vital Signs At a Glance Contract Report for 141798/0001 - Year end March 2019

Name or company name	Noorani, Noorani
Contract type name	GDS Contract
Purpose of contract	General
Contract start date	01/07/2015
Contract end date	

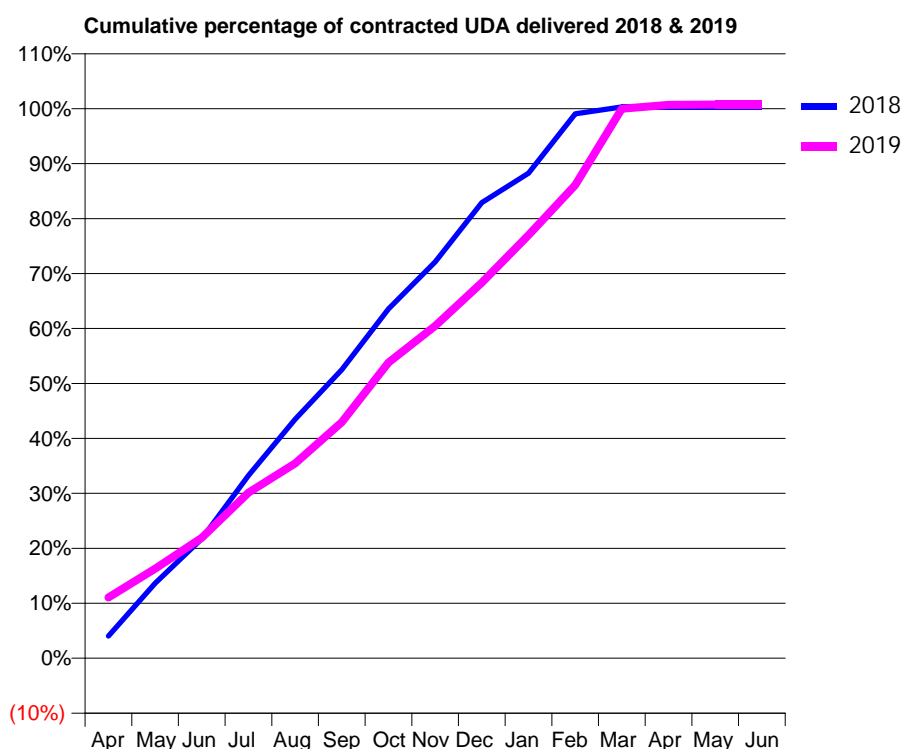
18/19 Contracted general activity (UDA)	2,074
Carry forward general activity (UDA)	-7
18/19 Contracted orthodontic activity (UOA)	0
Carry forward orthodontic activity (UOA)	0
Baseline contract value	£50,942.43

ACCESS*

Patients seen in 24 months	Total	Change since previous quarter
Quarter ending March 2018	621	
Quarter ending June 2018	591	↓
Quarter ending September 2018	609	↑
Quarter ending December 2018	628	↑
Quarter ending March 2019	680	↑
Variance since March 2018	9.5%	↑



ACTIVITY



Month	2018	2019
April	84	229
May	283	338
June	451	455
July	690	625
August	902	736
September	1,089	890
October	1,319	1,116
November	1,496	1,254
December	1,719	1,417
January	1,830	1,597
February	2,054	1,786
March	2,081	2,074
April	2,081	2,088
May	2,081	2,089
June	2,081	2,089

QUALITY

	Quantity	Base Number	Contract	AT	Region	England
% of FP17s for the same patient ID Re-attending within 3 months - Children	26	322	8.1%	10.7%	11.9%	11.8%
% of FP17s for the same patient ID Re-attending within 3 months - Adults	76	492	15.4%	16.1%	16.9%	15.7%
% of FP17s for the same patient ID Re-attending between 3 & 9 months - Children	137	322	42.5%	45.1%	48.9%	58.9%
% of FP17s for the same patient ID Re-attending between 3 & 9 months - Adults	206	492	41.9%	36.9%	38.9%	50.8%
% of FP17s for Band 1 Urgent Courses	77	823	9.4%	10.9%	10.7%	9.1%
% of FP17s Relating to Free Repair or Replacements	0	823	0.0%	0.5%	0.5%	0.8%
% of FP17s Relating to Continuations	8	823	1.0%	0.7%	0.7%	0.9%
% of Patients satisfied with the dentistry they have received	0	0	N/A	89.9%	89.1%	92.5%
% of Patients satisfied with the time they had to wait for an appointment	0	0	N/A	79.6%	83.1%	87.0%

* This is based on patients treated on this contract for their most recent course of treatment.

Figures in italics indicate the base number of FP17s or Patient Questionnaire responses are less than 100. N/A is shown where the base number of responses is less than 10 during the period. % is calculated as Quantity/Base number*100

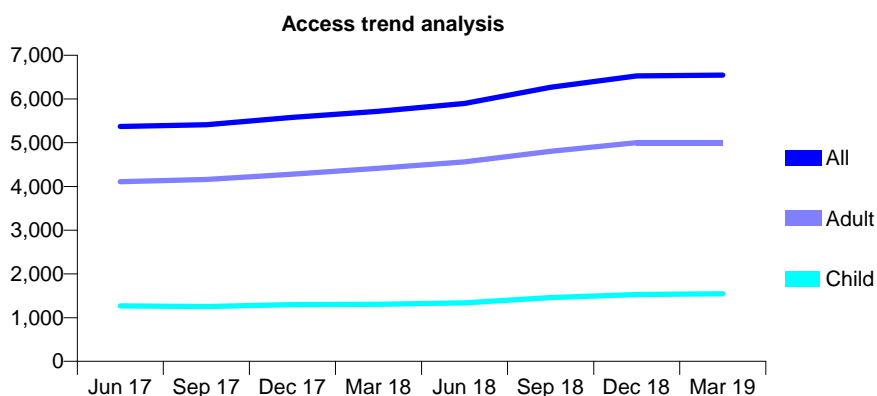
Q61 - Vital Signs At a Glance Contract Report for 142794/0001 - Year end March 2019

Name or company name	Ace Dental
Contract type name	GDS Contract
Purpose of contract	General
Contract start date	01/04/2010
Contract end date	

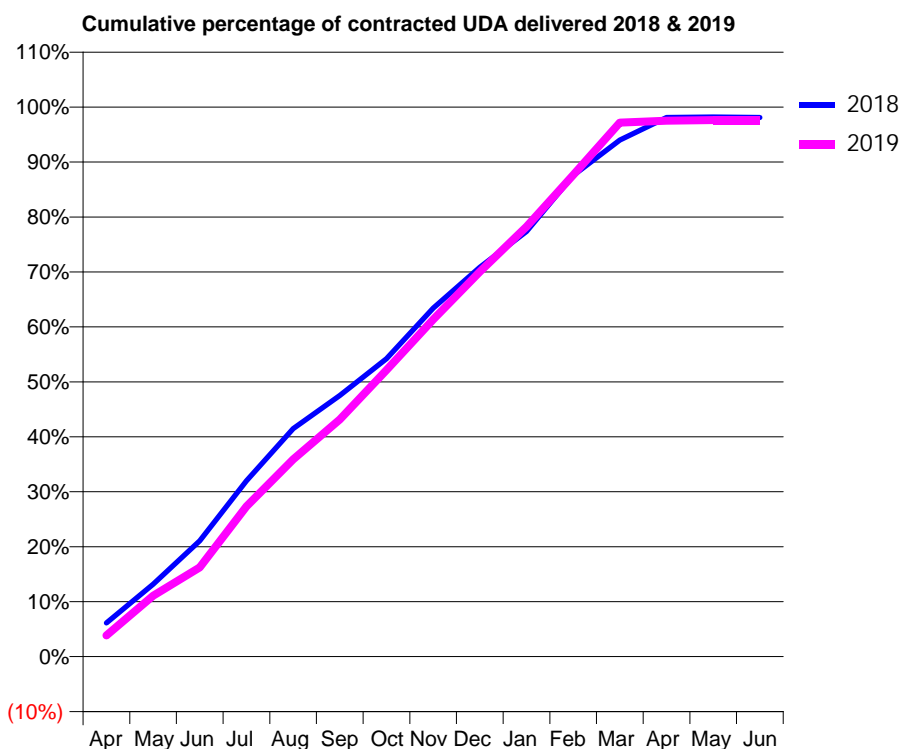
18/19 Contracted general activity (UDA)	16,340
Carry forward general activity (UDA)	290
18/19 Contracted orthodontic activity (UOA)	0
Carry forward orthodontic activity (UOA)	0
Baseline contract value	£456,093.52

ACCESS*

Patients seen in 24 months	Total	Change since previous quarter
Quarter ending March 2018	5,719	
Quarter ending June 2018	5,898	↑
Quarter ending September 2018	6,265	↑
Quarter ending December 2018	6,529	↑
Quarter ending March 2019	6,548	→
Variance since March 2018	14.5%	↑



ACTIVITY



Month	Adjusted Scheduled Activity (UDA)	
	2018	2019
April	942	631
May	2,023	1,809
June	3,232	2,655
July	4,909	4,467
August	6,364	5,868
September	7,287	7,049
October	8,320	8,520
November	9,731	10,025
December	10,868	11,441
January	11,866	12,783
February	13,429	14,322
March	14,420	15,874
April	15,047	15,933
May	15,062	15,954
June	15,050	15,954

QUALITY

	Quantity	Base Number	Contract	AT	Region	England
% of FP17s for the same patient ID Re-attending within 3 months - Children	124	1,917	6.5%	10.7%	11.9%	11.8%
% of FP17s for the same patient ID Re-attending within 3 months - Adults	785	5,230	15.0%	16.1%	16.9%	15.7%
% of FP17s for the same patient ID Re-attending between 3 & 9 months - Children	776	1,917	40.5%	45.1%	48.9%	58.9%
% of FP17s for the same patient ID Re-attending between 3 & 9 months - Adults	1,490	5,230	28.5%	36.9%	38.9%	50.8%
% of FP17s for Band 1 Urgent Courses	882	6,917	12.8%	10.9%	10.7%	9.1%
% of FP17s Relating to Free Repair or Replacements	46	6,917	0.7%	0.5%	0.5%	0.8%
% of FP17s Relating to Continuations	23	6,917	0.3%	0.7%	0.7%	0.9%
% of Patients satisfied with the dentistry they have received	3	3	N/A	89.9%	89.1%	92.5%
% of Patients satisfied with the time they had to wait for an appointment	3	3	N/A	79.6%	83.1%	87.0%

* This is based on patients treated on this contract for their most recent course of treatment. Figures in italics indicate the base number of FP17s or Patient Questionnaire responses are less than 100. N/A is shown where the base number of responses is less than 10 during the period. % is calculated as Quantity/Base number*100

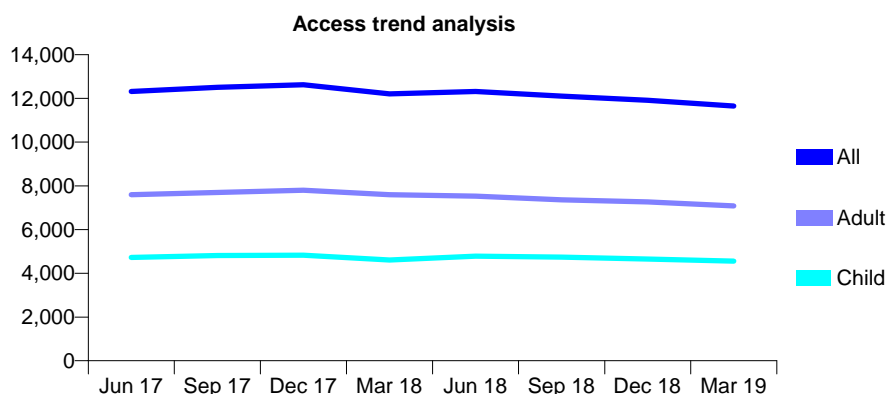
Q61 - Vital Signs At a Glance Contract Report for 143693/0002 - Year end March 2019

Name or company name	Newham Family Dental Care Ltd
Contract type name	GDS Contract
Purpose of contract	General and Orthodontic
Contract start date	12/03/2008
Contract end date	

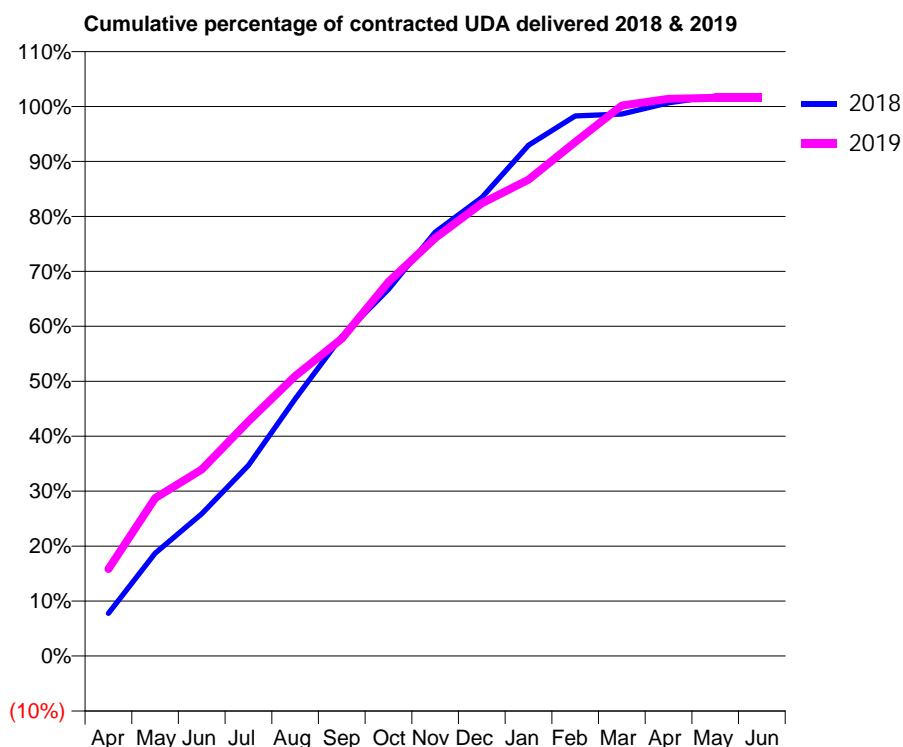
18/19 Contracted general activity (UDA)	30,063
Carry forward general activity (UDA)	-601
18/19 Contracted orthodontic activity (UOA)	4,781
Carry forward orthodontic activity (UOA)	-96
Baseline contract value	£1,742,457.65

ACCESS*

Patients seen in 24 months	Total	Change since previous quarter
Quarter ending March 2018	12,201	
Quarter ending June 2018	12,313	→
Quarter ending September 2018	12,106	↓
Quarter ending December 2018	11,918	↓
Quarter ending March 2019	11,648	↓
Variance since March 2018	(4.5%)	↓



ACTIVITY



Month	Adjusted Scheduled Activity (UDA)	
	2018	2019
April	2,336	4,761
May	5,628	8,637
June	7,777	10,200
July	10,426	12,844
August	14,064	15,317
September	17,474	17,359
October	20,066	20,470
November	23,187	22,869
December	25,078	24,767
January	27,948	26,057
February	29,544	28,113
March	29,645	30,114
April	30,267	30,484
May	30,630	30,537
June	30,630	30,534

QUALITY

	Quantity	Base Number	Contract	AT	Region	England
% of FP17s for the same patient ID Re-attending within 3 months - Children	1,030	6,150	16.7%	10.7%	11.9%	11.8%
% of FP17s for the same patient ID Re-attending within 3 months - Adults	751	6,329	11.9%	16.1%	16.9%	15.7%
% of FP17s for the same patient ID Re-attending between 3 & 9 months - Children	2,206	6,150	35.9%	45.1%	48.9%	58.9%
% of FP17s for the same patient ID Re-attending between 3 & 9 months - Adults	1,692	6,329	26.7%	36.9%	38.9%	50.8%
% of FP17s for Band 1 Urgent Courses	1,377	11,239	12.3%	10.9%	10.7%	9.1%
% of FP17s Relating to Free Repair or Replacements	33	11,239	0.3%	0.5%	0.5%	0.8%
% of FP17s Relating to Continuations	18	11,239	0.2%	0.7%	0.7%	0.9%
% of Patients satisfied with the dentistry they have received	4	4	N/A	89.9%	89.1%	92.5%
% of Patients satisfied with the time they had to wait for an appointment	2	4	N/A	79.6%	83.1%	87.0%

* This is based on patients treated on this contract for their most recent course of treatment. Figures in italics indicate the base number of FP17s or Patient Questionnaire responses are less than 100. N/A is shown where the base number of responses is less than 10 during the period. % is calculated as Quantity/Base number*100

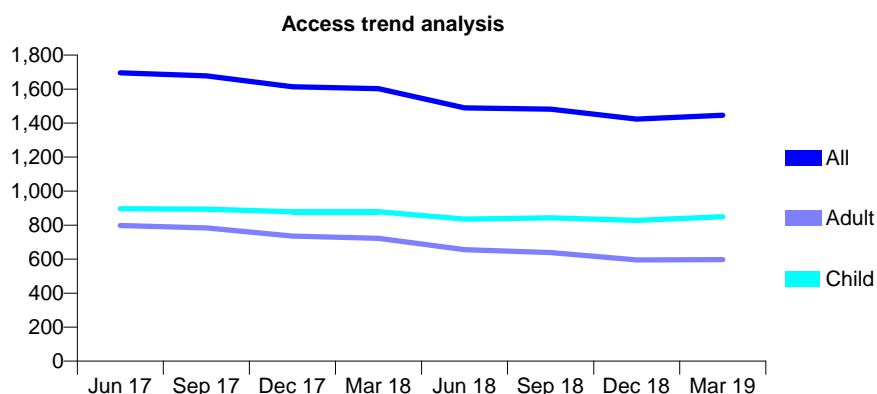
Q61 - Vital Signs At a Glance Contract Report for 143693/0003 - Year end March 2019

Name or company name	Newham Family Dental Care Ltd
Contract type name	GDS Contract
Purpose of contract	General
Contract start date	12/03/2008
Contract end date	

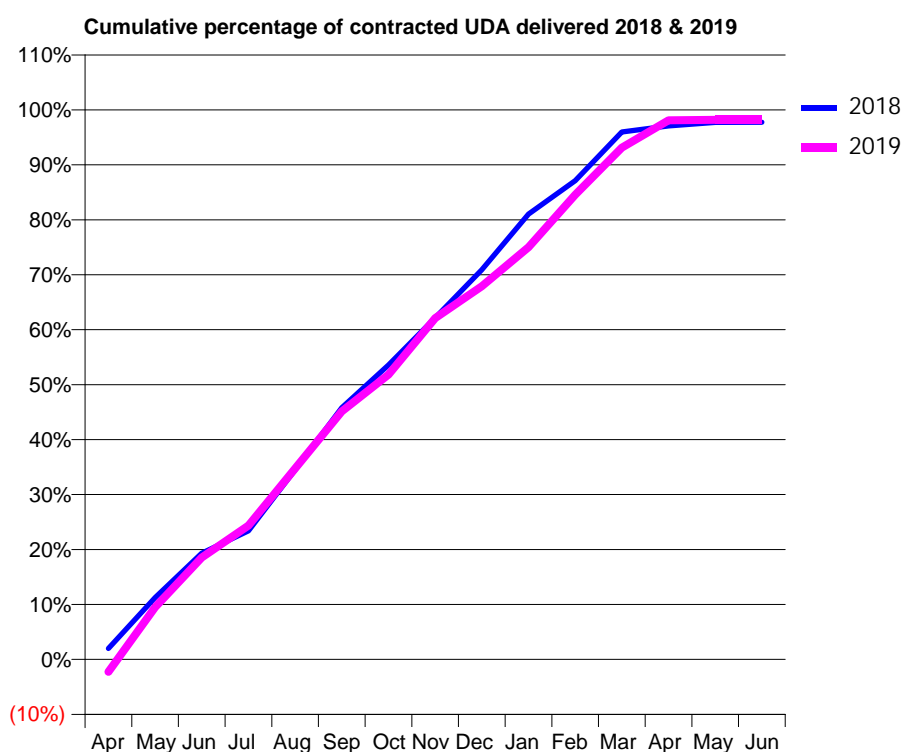
18/19 Contracted general activity (UDA)	4,723
Carry forward general activity (UDA)	107
18/19 Contracted orthodontic activity (UOA)	0
Carry forward orthodontic activity (UOA)	0
Baseline contract value	£214,995.85

ACCESS*

Patients seen in 24 months	Total	Change since previous quarter
Quarter ending March 2018	1,602	
Quarter ending June 2018	1,490	↓
Quarter ending September 2018	1,482	→
Quarter ending December 2018	1,424	↓
Quarter ending March 2019	1,446	→
Variance since March 2018	(9.7%)	↓



ACTIVITY



Month	Adjusted Scheduled Activity (UDA)	
	2018	2019
April	94	-107
May	532	450
June	912	875
July	1,105	1,150
August	1,630	1,642
September	2,163	2,131
October	2,530	2,447
November	2,936	2,933
December	3,348	3,208
January	3,828	3,542
February	4,114	3,994
March	4,532	4,398
April	4,585	4,633
May	4,615	4,636
June	4,616	4,636

QUALITY

	Quantity	Base Number	Contract	AT	Region	England
% of FP17s for the same patient ID Re-attending within 3 months - Children	187	1,371	13.6%	10.7%	11.9%	11.8%
% of FP17s for the same patient ID Re-attending within 3 months - Adults	46	586	7.8%	16.1%	16.9%	15.7%
% of FP17s for the same patient ID Re-attending between 3 & 9 months - Children	780	1,371	56.9%	45.1%	48.9%	58.9%
% of FP17s for the same patient ID Re-attending between 3 & 9 months - Adults	237	586	40.4%	36.9%	38.9%	50.8%
% of FP17s for Band 1 Urgent Courses	142	2,006	7.1%	10.9%	10.7%	9.1%
% of FP17s Relating to Free Repair or Replacements	2	2,006	0.1%	0.5%	0.5%	0.8%
% of FP17s Relating to Continuations	4	2,006	0.2%	0.7%	0.7%	0.9%
% of Patients satisfied with the dentistry they have received	0	0	N/A	89.9%	89.1%	92.5%
% of Patients satisfied with the time they had to wait for an appointment	0	0	N/A	79.6%	83.1%	87.0%

* This is based on patients treated on this contract for their most recent course of treatment. Figures in italics indicate the base number of FP17s or Patient Questionnaire responses are less than 100. N/A is shown where the base number of responses is less than 10 during the period. % is calculated as Quantity/Base number*100

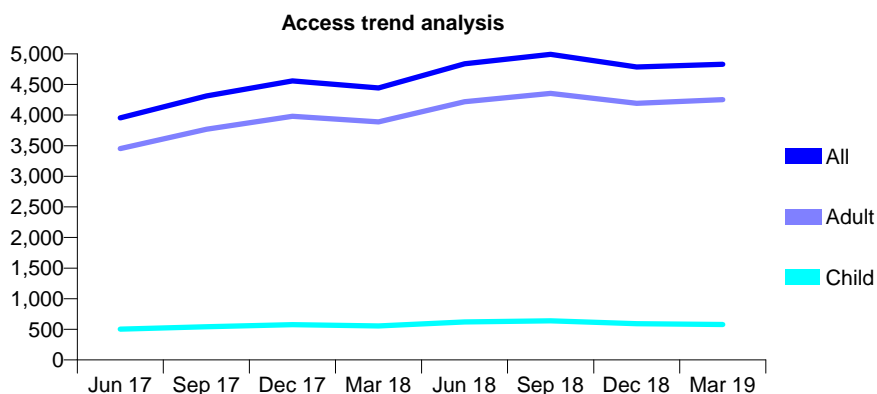
Q61 - Vital Signs At a Glance Contract Report for 143693/0004 - Year end March 2019

Name or company name	Newham Family Dental Care Ltd
Contract type name	PDS Contract
Purpose of contract	General
Contract start date	01/04/2014
Contract end date	31/03/2024

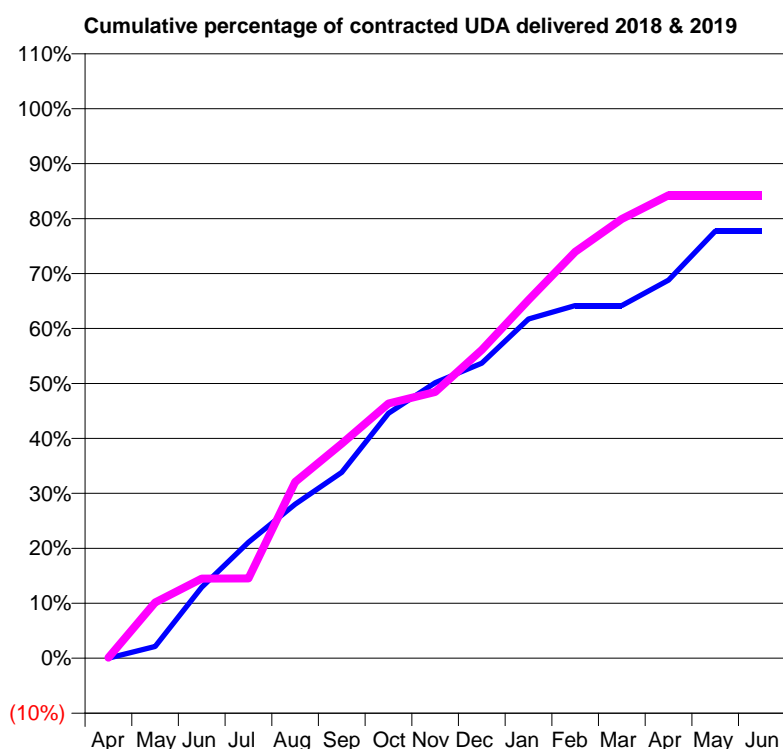
18/19 Contracted general activity (UDA)	8,649
Carry forward general activity (UDA)	0
18/19 Contracted orthodontic activity (UOA)	0
Carry forward orthodontic activity (UOA)	0
Baseline contract value	£456,976.05

ACCESS*

Patients seen in 24 months	Total	Change since previous quarter
Quarter ending March 2018	4,443	
Quarter ending June 2018	4,838	↑
Quarter ending September 2018	4,993	↑
Quarter ending December 2018	4,785	↓
Quarter ending March 2019	4,830	→
Variance since March 2018	8.7%	↑



ACTIVITY



Month	Adjusted Scheduled Activity (UDA)	
	2018	2019
April	0	10
May	186	878
June	1,118	1,255
July	1,826	1,256
August	2,424	2,773
September	2,928	3,375
October	3,854	4,008
November	4,337	4,191
December	4,643	4,853
January	5,338	5,638
February	5,551	6,397
March	5,551	6,912
April	5,951	7,286
May	6,723	7,286
June	6,723	7,286

QUALITY

	Quantity	Base Number	Contract	AT	Region	England
% of FP17s for the same patient ID Re-attending within 3 months - Children	33	1,043	3.2%	10.7%	11.9%	11.8%
% of FP17s for the same patient ID Re-attending within 3 months - Adults	220	5,712	3.9%	16.1%	16.9%	15.7%
% of FP17s for the same patient ID Re-attending between 3 & 9 months - Children	8	1,043	0.8%	45.1%	48.9%	58.9%
% of FP17s for the same patient ID Re-attending between 3 & 9 months - Adults	88	5,712	1.5%	36.9%	38.9%	50.8%
% of FP17s for Band 1 Urgent Courses	6,066	6,093	99.6%	10.9%	10.7%	9.1%
% of FP17s Relating to Free Repair or Replacements	0	6,093	0.0%	0.5%	0.5%	0.8%
% of FP17s Relating to Continuations	0	6,093	0.0%	0.7%	0.7%	0.9%
% of Patients satisfied with the dentistry they have received	0	0	N/A	89.9%	89.1%	92.5%
% of Patients satisfied with the time they had to wait for an appointment	0	0	N/A	79.6%	83.1%	87.0%

* This is based on patients treated on this contract for their most recent course of treatment.

Figures in italics indicate the base number of FP17s or Patient Questionnaire responses are less than 100. N/A is shown where the base number of responses is less than 10 during the period. % is calculated as Quantity/Base number*100

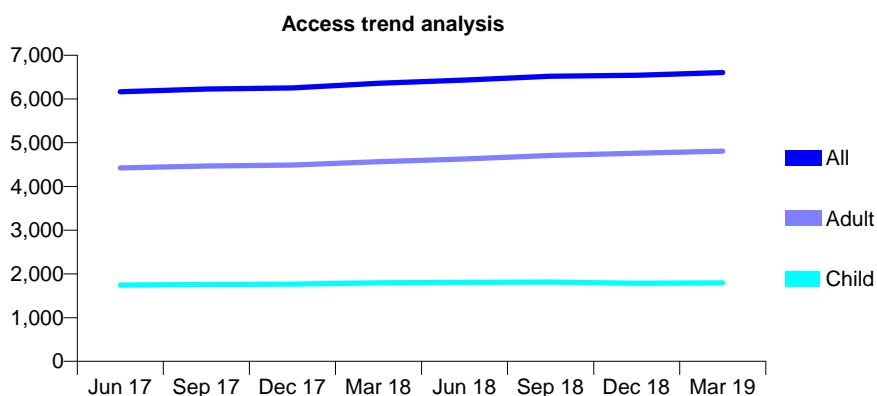
Q61 - Vital Signs At a Glance Contract Report for 144231/0001 - Year end March 2019

Name or company name	Lea Bridge Road Dental Surgery
Contract type name	GDS Contract
Purpose of contract	General
Contract start date	01/04/2015
Contract end date	

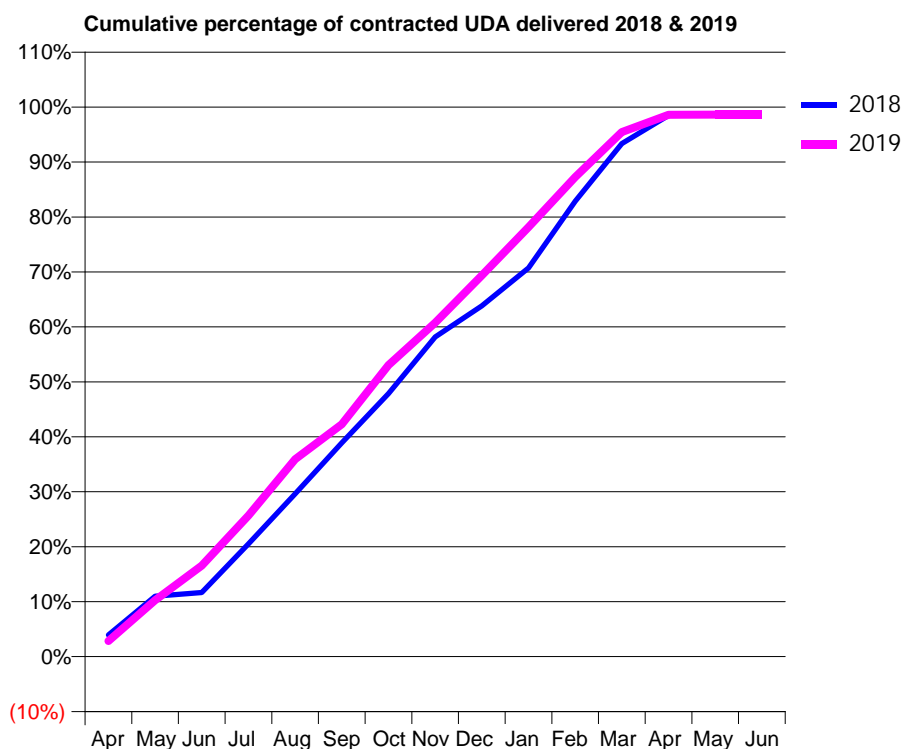
18/19 Contracted general activity (UDA)	16,249
Carry forward general activity (UDA)	239
18/19 Contracted orthodontic activity (UOA)	0
Carry forward orthodontic activity (UOA)	0
Baseline contract value	£433,993.37

ACCESS*

Patients seen in 24 months	Total	Change since previous quarter
Quarter ending March 2018	6,361	
Quarter ending June 2018	6,435	→
Quarter ending September 2018	6,520	→
Quarter ending December 2018	6,541	→
Quarter ending March 2019	6,604	→
Variance since March 2018	3.8%	↑



ACTIVITY



Month	Adjusted Scheduled Activity (UDA)	
	2018	2019
April	642	462
May	1,789	1,671
June	1,894	2,693
July	3,332	4,169
August	4,818	5,838
September	6,319	6,866
October	7,779	8,618
November	9,452	9,876
December	10,371	11,268
January	11,492	12,697
February	13,462	14,180
March	15,169	15,512
April	15,999	16,020
May	16,010	16,021
June	16,010	16,023

QUALITY

	Quantity	Base Number	Contract	AT	Region	England
% of FP17s for the same patient ID Re-attending within 3 months - Children	107	1,870	5.7%	10.7%	11.9%	11.8%
% of FP17s for the same patient ID Re-attending within 3 months - Adults	474	4,453	10.6%	16.1%	16.9%	15.7%
% of FP17s for the same patient ID Re-attending between 3 & 9 months - Children	686	1,870	36.7%	45.1%	48.9%	58.9%
% of FP17s for the same patient ID Re-attending between 3 & 9 months - Adults	1,402	4,453	31.5%	36.9%	38.9%	50.8%
% of FP17s for Band 1 Urgent Courses	423	5,877	7.2%	10.9%	10.7%	9.1%
% of FP17s Relating to Free Repair or Replacements	33	5,877	0.6%	0.5%	0.5%	0.8%
% of FP17s Relating to Continuations	116	5,877	2.0%	0.7%	0.7%	0.9%
% of Patients satisfied with the dentistry they have received	0	0	N/A	89.9%	89.1%	92.5%
% of Patients satisfied with the time they had to wait for an appointment	0	0	N/A	79.6%	83.1%	87.0%

* This is based on patients treated on this contract for their most recent course of treatment. Figures in italics indicate the base number of FP17s or Patient Questionnaire responses are less than 100. N/A is shown where the base number of responses is less than 10 during the period. % is calculated as Quantity/Base number*100

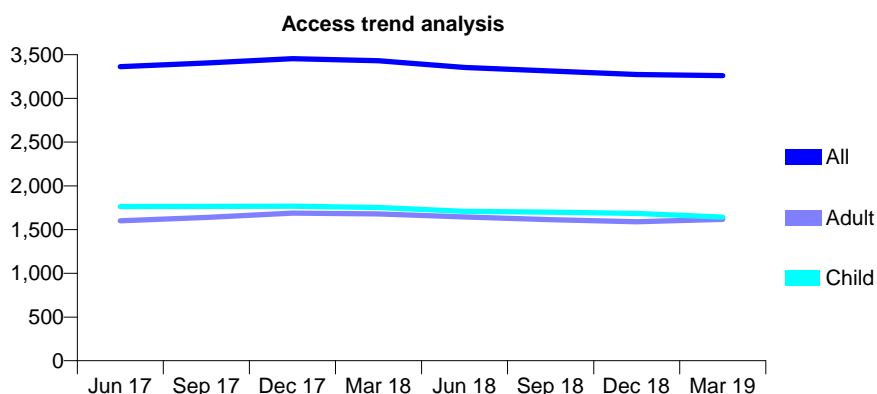
Q61 - Vital Signs At a Glance Contract Report for 144339/0001 - Year end March 2019

Name or company name	Mr F K Banjo and Mrs D O Banjo
Contract type name	GDS Contract
Purpose of contract	General
Contract start date	16/05/2007
Contract end date	

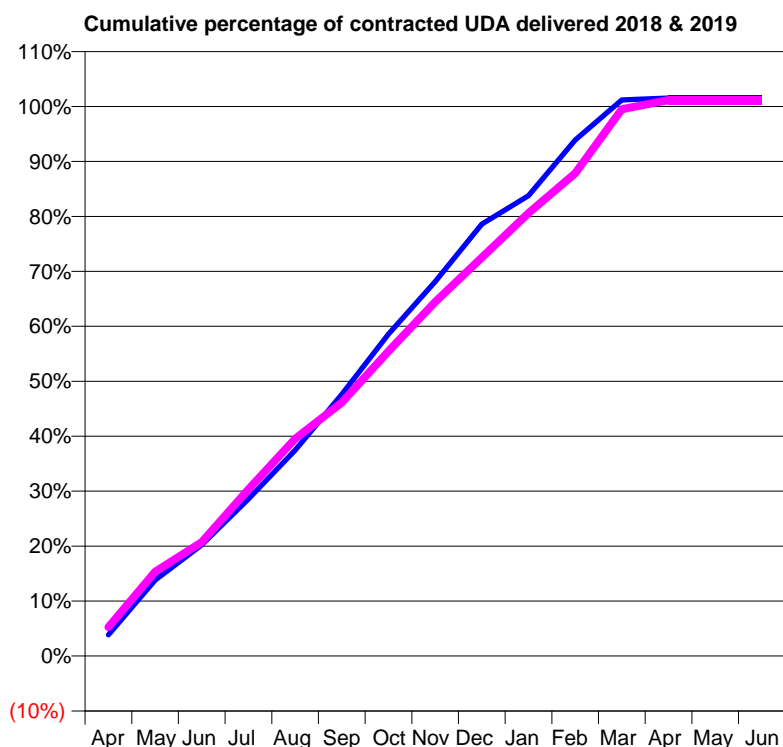
18/19 Contracted general activity (UDA)	9,399
Carry forward general activity (UDA)	-142
18/19 Contracted orthodontic activity (UOA)	0
Carry forward orthodontic activity (UOA)	0
Baseline contract value	£315,519.05

ACCESS*

Patients seen in 24 months	Total	Change since previous quarter
Quarter ending March 2018	3,431	
Quarter ending June 2018	3,354	↓
Quarter ending September 2018	3,313	↓
Quarter ending December 2018	3,274	↓
Quarter ending March 2019	3,260	→
Variance since March 2018	(5.0%)	↓



ACTIVITY



Month	Adjusted Scheduled Activity (UDA)	
	2018	2019
April	363	495
May	1,300	1,442
June	1,901	1,949
July	2,686	2,852
August	3,522	3,717
September	4,474	4,334
October	5,505	5,212
November	6,404	6,058
December	7,386	6,814
January	7,873	7,575
February	8,826	8,258
March	9,511	9,353
April	9,541	9,509
May	9,541	9,509
June	9,541	9,509

QUALITY

	Quantity	Base Number	Contract	AT	Region	England
% of FP17s for the same patient ID Re-attending within 3 months - Children	144	1,869	7.7%	10.7%	11.9%	11.8%
% of FP17s for the same patient ID Re-attending within 3 months - Adults	292	1,816	16.1%	16.1%	16.9%	15.7%
% of FP17s for the same patient ID Re-attending between 3 & 9 months - Children	682	1,869	36.5%	45.1%	48.9%	58.9%
% of FP17s for the same patient ID Re-attending between 3 & 9 months - Adults	652	1,816	35.9%	36.9%	38.9%	50.8%
% of FP17s for Band 1 Urgent Courses	254	3,719	6.8%	10.9%	10.7%	9.1%
% of FP17s Relating to Free Repair or Replacements	0	3,719	0.0%	0.5%	0.5%	0.8%
% of FP17s Relating to Continuations	0	3,719	0.0%	0.7%	0.7%	0.9%
% of Patients satisfied with the dentistry they have received	2	2	N/A	89.9%	89.1%	92.5%
% of Patients satisfied with the time they had to wait for an appointment	1	2	N/A	79.6%	83.1%	87.0%

* This is based on patients treated on this contract for their most recent course of treatment.

Figures in italics indicate the base number of FP17s or Patient Questionnaire responses are less than 100. N/A is shown where the base number of responses is less than 10 during the period. % is calculated as Quantity/Base number*100

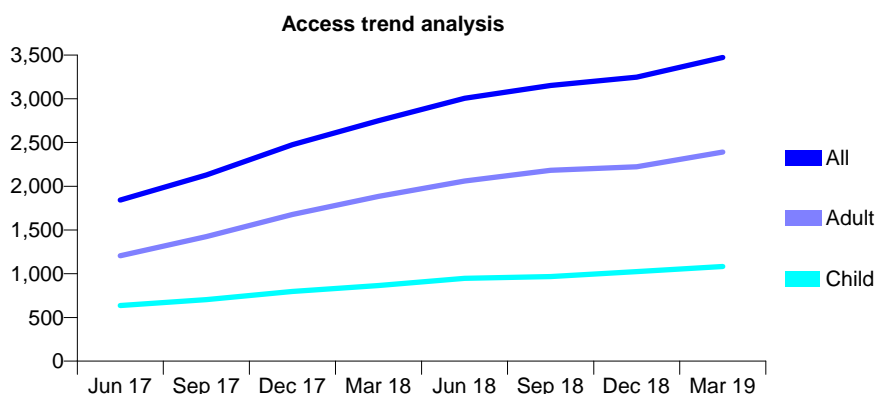
Q61 - Vital Signs At a Glance Contract Report for 145076/0001 - Year end March 2019

Name or company name	Harford Street Dental Practice
Contract type name	PDS Contract
Purpose of contract	General
Contract start date	01/04/2015
Contract end date	31/03/2020

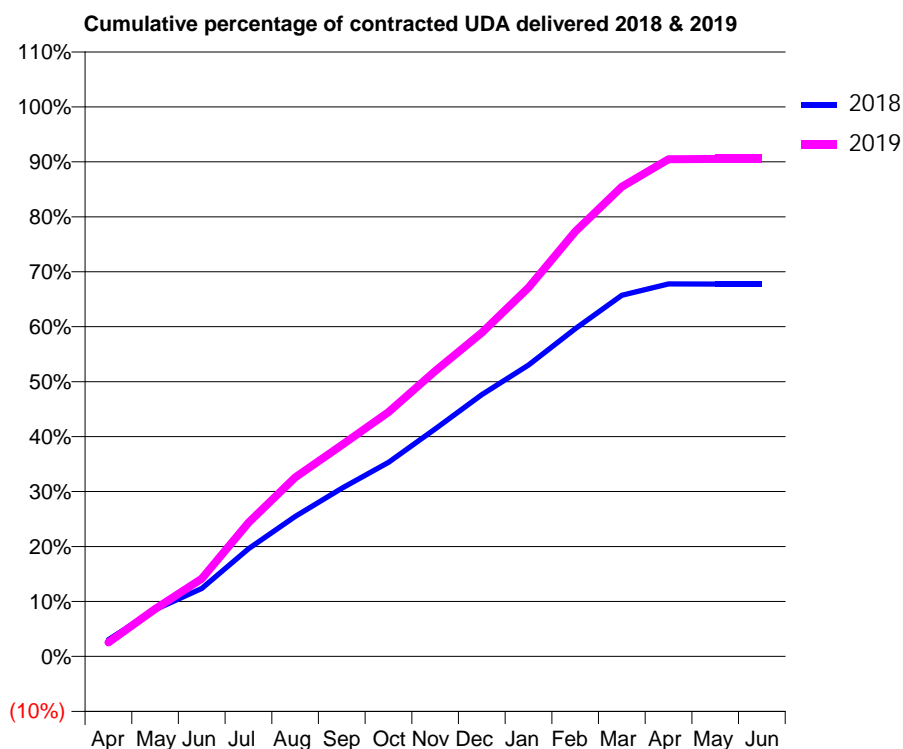
18/19 Contracted general activity (UDA)	13,000
Carry forward general activity (UDA)	0
18/19 Contracted orthodontic activity (UOA)	0
Carry forward orthodontic activity (UOA)	0
Baseline contract value	£286,535.34

ACCESS*

Patients seen in 24 months	Total	Change since previous quarter
Quarter ending March 2018	2,750	
Quarter ending June 2018	3,007	↑
Quarter ending September 2018	3,151	↑
Quarter ending December 2018	3,247	↑
Quarter ending March 2019	3,473	↑
Variance since March 2018	26.3%	↑



ACTIVITY



Month	Adjusted Scheduled Activity (UDA)	
	2018	2019
April	395	333
May	1,109	1,120
June	1,607	1,837
July	2,547	3,162
August	3,311	4,236
September	3,976	5,000
October	4,591	5,782
November	5,382	6,754
December	6,190	7,658
January	6,891	8,724
February	7,752	10,048
March	8,543	11,109
April	8,813	11,759
May	8,810	11,769
June	8,810	11,769

QUALITY

	Quantity	Base Number	Contract	AT	Region	England
% of FP17s for the same patient ID Re-attending within 3 months - Children	141	1,450	9.7%	10.7%	11.9%	11.8%
% of FP17s for the same patient ID Re-attending within 3 months - Adults	364	2,579	14.1%	16.1%	16.9%	15.7%
% of FP17s for the same patient ID Re-attending between 3 & 9 months - Children	650	1,450	44.8%	45.1%	48.9%	58.9%
% of FP17s for the same patient ID Re-attending between 3 & 9 months - Adults	817	2,579	31.7%	36.9%	38.9%	50.8%
% of FP17s for Band 1 Urgent Courses	522	4,098	12.7%	10.9%	10.7%	9.1%
% of FP17s Relating to Free Repair or Replacements	9	4,098	0.2%	0.5%	0.5%	0.8%
% of FP17s Relating to Continuations	12	4,098	0.3%	0.7%	0.7%	0.9%
% of Patients satisfied with the dentistry they have received	0	0	N/A	89.9%	89.1%	92.5%
% of Patients satisfied with the time they had to wait for an appointment	0	0	N/A	79.6%	83.1%	87.0%

* This is based on patients treated on this contract for their most recent course of treatment. Figures in italics indicate the base number of FP17s or Patient Questionnaire responses are less than 100. N/A is shown where the base number of responses is less than 10 during the period. % is calculated as Quantity/Base number*100

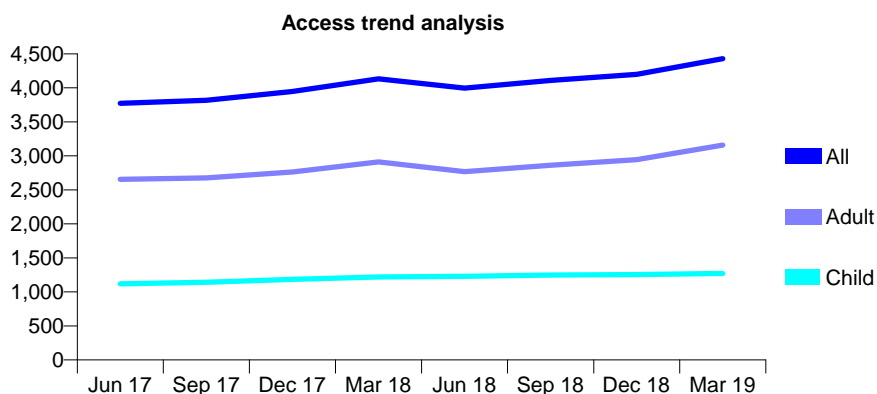
Q61 - Vital Signs At a Glance Contract Report for 145475/0001 - Year end March 2019

Name or company name	Du Toit & Burger Partnership (Stratford) Ltd
Contract type name	GDS Contract
Purpose of contract	General
Contract start date	01/04/2007
Contract end date	

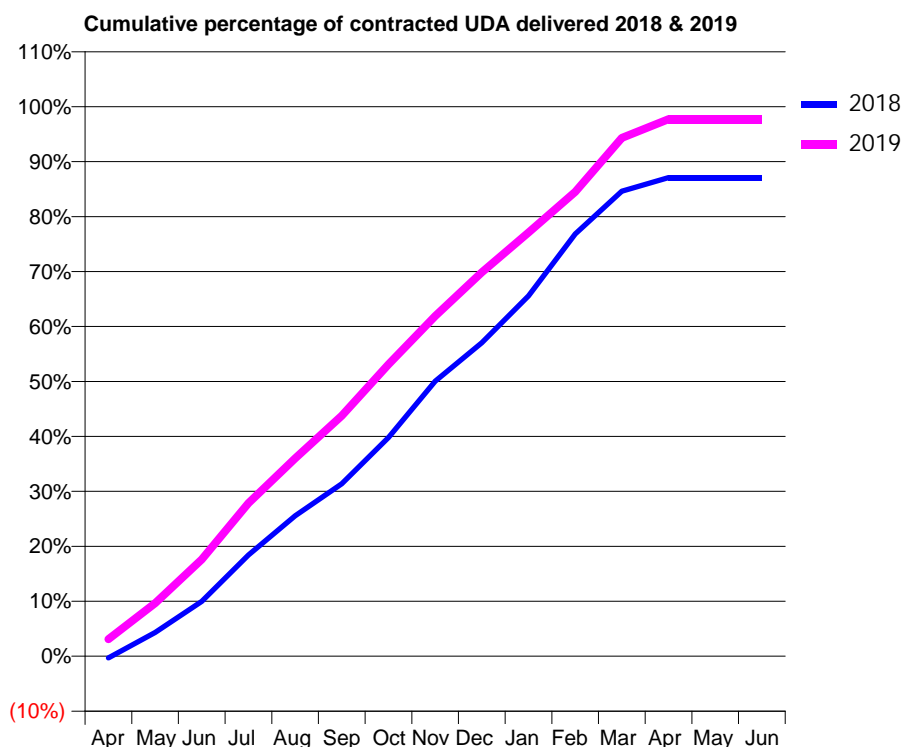
18/19 Contracted general activity (UDA)	11,363
Carry forward general activity (UDA)	0
18/19 Contracted orthodontic activity (UOA)	0
Carry forward orthodontic activity (UOA)	0
Baseline contract value	£324,358.67

ACCESS*

Patients seen in 24 months	Total	Change since previous quarter
Quarter ending March 2018	4,133	
Quarter ending June 2018	3,997	↓
Quarter ending September 2018	4,109	↑
Quarter ending December 2018	4,199	↑
Quarter ending March 2019	4,430	↑
Variance since March 2018	7.2%	↑



ACTIVITY



Month	Adjusted Scheduled Activity (UDA)	
	2018	2019
April	-37	352
May	492	1,097
June	1,134	2,001
July	2,095	3,163
August	2,905	4,090
September	3,567	4,973
October	4,521	6,034
November	5,686	7,033
December	6,481	7,938
January	7,452	8,761
February	8,731	9,602
March	9,614	10,716
April	9,894	11,102
May	9,894	11,102
June	9,894	11,102

QUALITY

	Quantity	Base Number	Contract	AT	Region	England
% of FP17s for the same patient ID Re-attending within 3 months - Children	75	1,380	5.4%	10.7%	11.9%	11.8%
% of FP17s for the same patient ID Re-attending within 3 months - Adults	335	3,028	11.1%	16.1%	16.9%	15.7%
% of FP17s for the same patient ID Re-attending between 3 & 9 months - Children	628	1,380	45.5%	45.1%	48.9%	58.9%
% of FP17s for the same patient ID Re-attending between 3 & 9 months - Adults	1,040	3,028	34.3%	36.9%	38.9%	50.8%
% of FP17s for Band 1 Urgent Courses	315	4,424	7.1%	10.9%	10.7%	9.1%
% of FP17s Relating to Free Repair or Replacements	12	4,424	0.3%	0.5%	0.5%	0.8%
% of FP17s Relating to Continuations	57	4,424	1.3%	0.7%	0.7%	0.9%
% of Patients satisfied with the dentistry they have received	0	0	N/A	89.9%	89.1%	92.5%
% of Patients satisfied with the time they had to wait for an appointment	0	0	N/A	79.6%	83.1%	87.0%

* This is based on patients treated on this contract for their most recent course of treatment.

Figures in italics indicate the base number of FP17s or Patient Questionnaire responses are less than 100. N/A is shown where the base number of responses is less than 10 during the period. % is calculated as Quantity/Base number*100

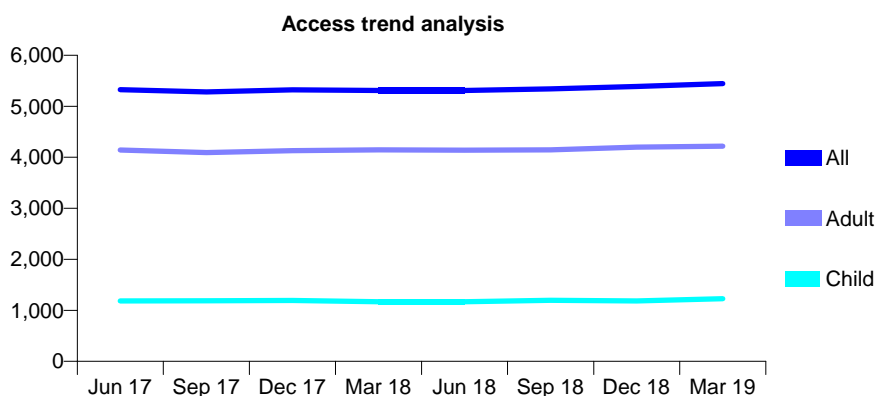
Q61 - Vital Signs At a Glance Contract Report for 145548/0001 - Year end March 2019

Name or company name	Cranham Dental Centre Ltd
Contract type name	GDS Contract
Purpose of contract	General
Contract start date	01/04/2011
Contract end date	

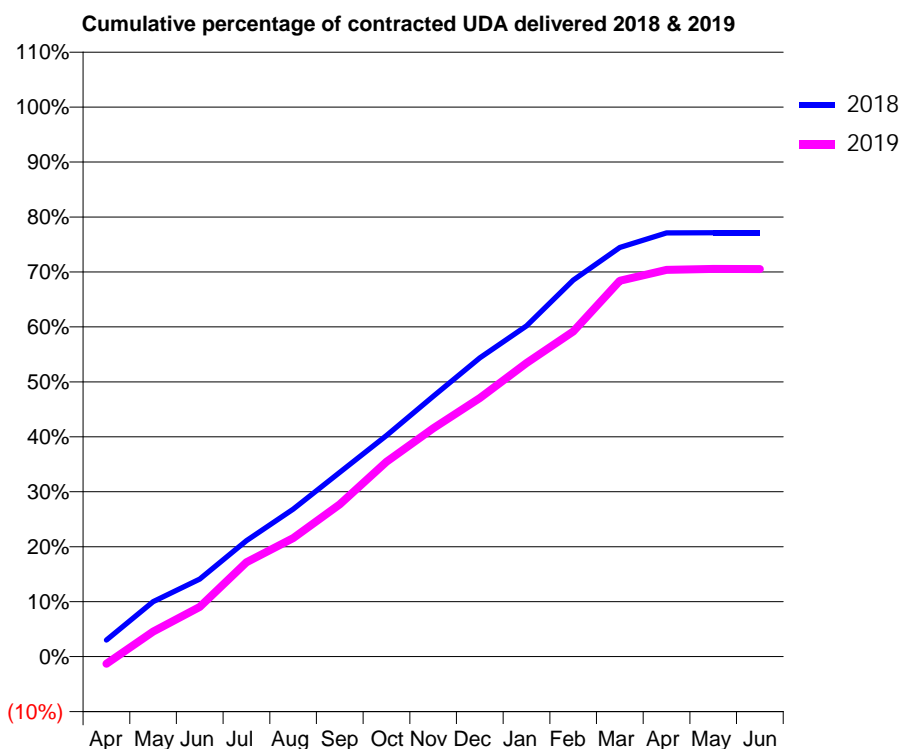
18/19 Contracted general activity (UDA)	16,681
Carry forward general activity (UDA)	860
18/19 Contracted orthodontic activity (UOA)	0
Carry forward orthodontic activity (UOA)	0
Baseline contract value	£392,723.23

ACCESS*

Patients seen in 24 months	Total	Change since previous quarter
Quarter ending March 2018	5,311	
Quarter ending June 2018	5,309	→
Quarter ending September 2018	5,341	→
Quarter ending December 2018	5,387	→
Quarter ending March 2019	5,445	→
Variance since March 2018	2.5%	↑



ACTIVITY



Month	Adjusted Scheduled Activity (UDA)	
	2018	2019
April	502	-220
May	1,670	765
June	2,354	1,506
July	3,520	2,864
August	4,480	3,598
September	5,596	4,623
October	6,710	5,918
November	7,901	6,933
December	9,069	7,845
January	10,040	8,910
February	11,430	9,872
March	12,421	11,409
April	12,863	11,739
May	12,865	11,768
June	12,865	11,767

QUALITY

	Quantity	Base Number	Contract	AT	Region	England
% of FP17s for the same patient ID Re-attending within 3 months - Children	63	1,919	3.3%	10.7%	11.9%	11.8%
% of FP17s for the same patient ID Re-attending within 3 months - Adults	456	5,739	7.9%	16.1%	16.9%	15.7%
% of FP17s for the same patient ID Re-attending between 3 & 9 months - Children	1,271	1,919	66.2%	45.1%	48.9%	58.9%
% of FP17s for the same patient ID Re-attending between 3 & 9 months - Adults	3,600	5,739	62.7%	36.9%	38.9%	50.8%
% of FP17s for Band 1 Urgent Courses	401	7,662	5.2%	10.9%	10.7%	9.1%
% of FP17s Relating to Free Repair or Replacements	37	7,662	0.5%	0.5%	0.5%	0.8%
% of FP17s Relating to Continuations	21	7,662	0.3%	0.7%	0.7%	0.9%
% of Patients satisfied with the dentistry they have received	0	0	N/A	89.9%	89.1%	92.5%
% of Patients satisfied with the time they had to wait for an appointment	0	0	N/A	79.6%	83.1%	87.0%

* This is based on patients treated on this contract for their most recent course of treatment. Figures in italics indicate the base number of FP17s or Patient Questionnaire responses are less than 100. N/A is shown where the base number of responses is less than 10 during the period. % is calculated as Quantity/Base number*100

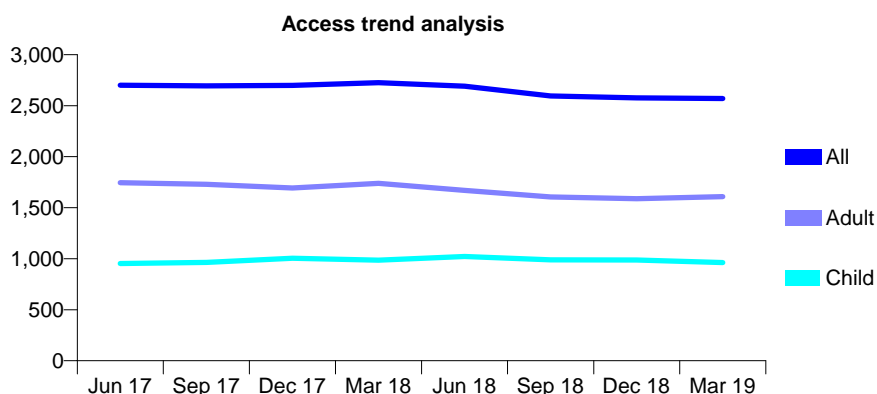
Q61 - Vital Signs At a Glance Contract Report for 146110/0001 - Year end March 2019

Name or company name	Du Toit & Burger Partnership (Silvertown) L
Contract type name	GDS Contract
Purpose of contract	General
Contract start date	01/04/2007
Contract end date	

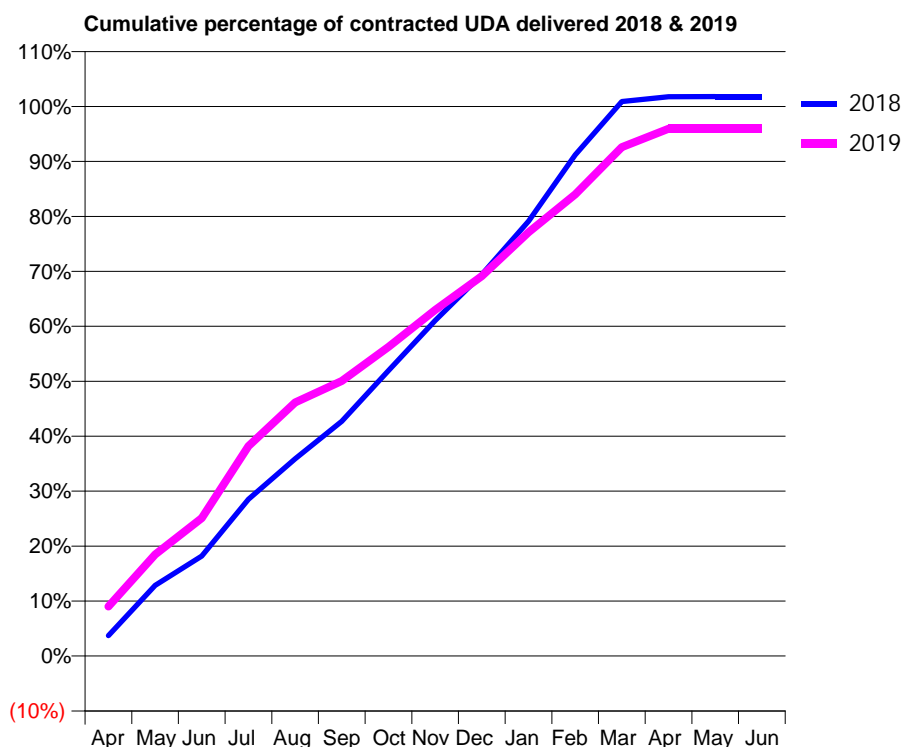
18/19 Contracted general activity (UDA)	6,974
Carry forward general activity (UDA)	-125
18/19 Contracted orthodontic activity (UOA)	0
Carry forward orthodontic activity (UOA)	0
Baseline contract value	£218,913.64

ACCESS*

Patients seen in 24 months	Total	Change since previous quarter
Quarter ending March 2018	2,725	
Quarter ending June 2018	2,691	↓
Quarter ending September 2018	2,595	↓
Quarter ending December 2018	2,576	→
Quarter ending March 2019	2,571	→
Variance since March 2018	(5.7%)	↓



ACTIVITY



Month	Adjusted Scheduled Activity (UDA)	
	2018	2019
April	260	629
May	897	1,289
June	1,268	1,751
July	1,989	2,663
August	2,503	3,218
September	2,978	3,490
October	3,622	3,924
November	4,260	4,393
December	4,840	4,821
January	5,519	5,377
February	6,358	5,858
March	7,035	6,457
April	7,097	6,690
May	7,099	6,690
June	7,099	6,690

QUALITY

	Quantity	Base Number	Contract	AT	Region	England
% of FP17s for the same patient ID Re-attending within 3 months - Children	57	1,161	4.9%	10.7%	11.9%	11.8%
% of FP17s for the same patient ID Re-attending within 3 months - Adults	158	1,555	10.2%	16.1%	16.9%	15.7%
% of FP17s for the same patient ID Re-attending between 3 & 9 months - Children	552	1,161	47.5%	45.1%	48.9%	58.9%
% of FP17s for the same patient ID Re-attending between 3 & 9 months - Adults	645	1,555	41.5%	36.9%	38.9%	50.8%
% of FP17s for Band 1 Urgent Courses	110	2,738	4.0%	10.9%	10.7%	9.1%
% of FP17s Relating to Free Repair or Replacements	9	2,738	0.3%	0.5%	0.5%	0.8%
% of FP17s Relating to Continuations	38	2,738	1.4%	0.7%	0.7%	0.9%
% of Patients satisfied with the dentistry they have received	0	0	N/A	89.9%	89.1%	92.5%
% of Patients satisfied with the time they had to wait for an appointment	0	0	N/A	79.6%	83.1%	87.0%

* This is based on patients treated on this contract for their most recent course of treatment. Figures in italics indicate the base number of FP17s or Patient Questionnaire responses are less than 100. N/A is shown where the base number of responses is less than 10 during the period. % is calculated as Quantity/Base number*100

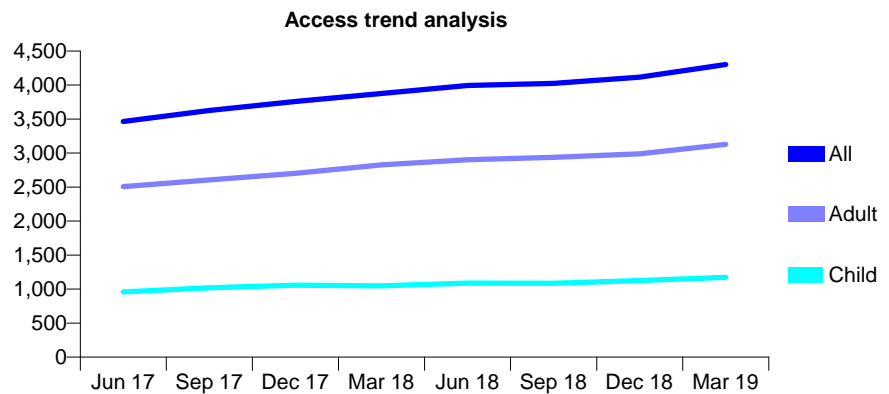
Q61 - Vital Signs At a Glance Contract Report for 147990/0001 - Year end March 2019

Name or company name	Mr CC Bailie & Mr JG Mallon
Contract type name	GDS Contract
Purpose of contract	General
Contract start date	01/11/2011
Contract end date	

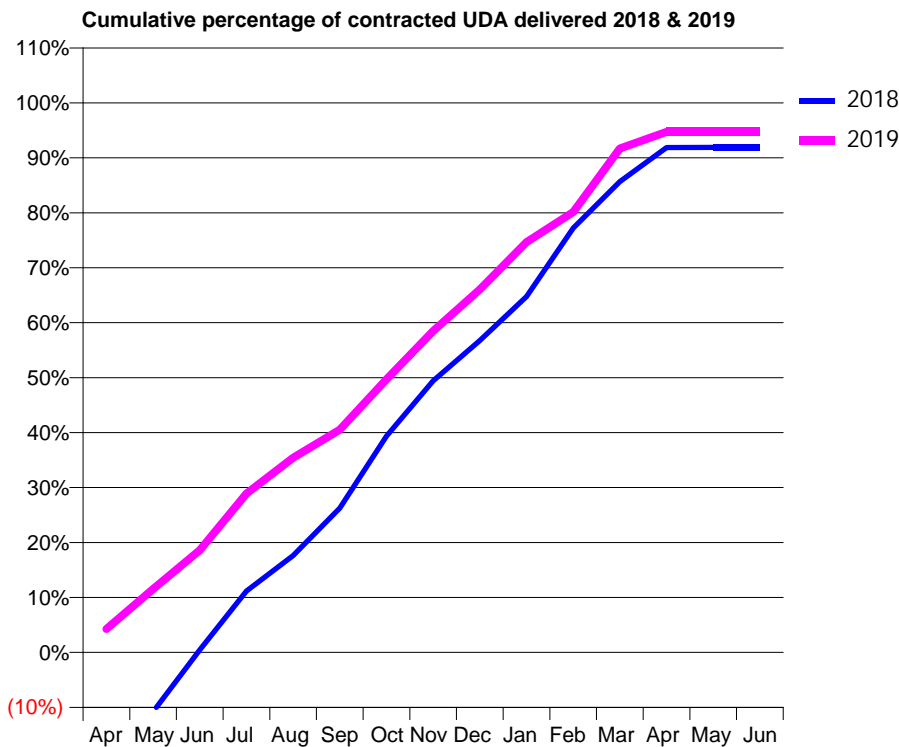
18/19 Contracted general activity (UDA)	11,605
Carry forward general activity (UDA)	0
18/19 Contracted orthodontic activity (UOA)	0
Carry forward orthodontic activity (UOA)	0
Baseline contract value	£303,739.84

ACCESS*

Patients seen in 24 months	Total	Change since previous quarter
Quarter ending March 2018	3,876	
Quarter ending June 2018	3,993	↑
Quarter ending September 2018	4,024	→
Quarter ending December 2018	4,116	↑
Quarter ending March 2019	4,302	↑
Variance since March 2018	11.0%	↑



ACTIVITY



Month	Adjusted Scheduled Activity (UDA)	
	2018	2019
April	-1,676	496
May	-1,256	1,341
June	52	2,157
July	1,297	3,355
August	2,047	4,110
September	3,046	4,706
October	4,566	5,765
November	5,738	6,787
December	6,585	7,664
January	7,515	8,663
February	8,961	9,302
March	9,939	10,641
April	10,661	10,994
May	10,663	10,994
June	10,663	10,994

QUALITY

	Quantity	Base Number	Contract	AT	Region	England
% of FP17s for the same patient ID Re-attending within 3 months - Children	104	1,292	8.0%	10.7%	11.9%	11.8%
% of FP17s for the same patient ID Re-attending within 3 months - Adults	532	3,328	16.0%	16.1%	16.9%	15.7%
% of FP17s for the same patient ID Re-attending between 3 & 9 months - Children	480	1,292	37.2%	45.1%	48.9%	58.9%
% of FP17s for the same patient ID Re-attending between 3 & 9 months - Adults	990	3,328	29.7%	36.9%	38.9%	50.8%
% of FP17s for Band 1 Urgent Courses	876	4,580	19.1%	10.9%	10.7%	9.1%
% of FP17s Relating to Free Repair or Replacements	39	4,580	0.9%	0.5%	0.5%	0.8%
% of FP17s Relating to Continuations	10	4,580	0.2%	0.7%	0.7%	0.9%
% of Patients satisfied with the dentistry they have received	0	0	N/A	89.9%	89.1%	92.5%
% of Patients satisfied with the time they had to wait for an appointment	0	0	N/A	79.6%	83.1%	87.0%

* This is based on patients treated on this contract for their most recent course of treatment. Figures in italics indicate the base number of FP17s or Patient Questionnaire responses are less than 100. N/A is shown where the base number of responses is less than 10 during the period. % is calculated as Quantity/Base number*100

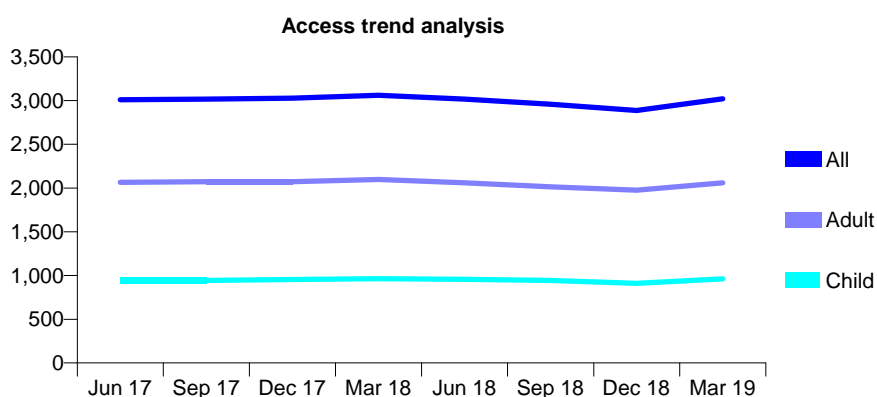
Q61 - Vital Signs At a Glance Contract Report for 148121/0001 - Year end March 2019

Name or company name	Belmont Dental Practice
Contract type name	GDS Contract
Purpose of contract	General
Contract start date	16/04/2007
Contract end date	

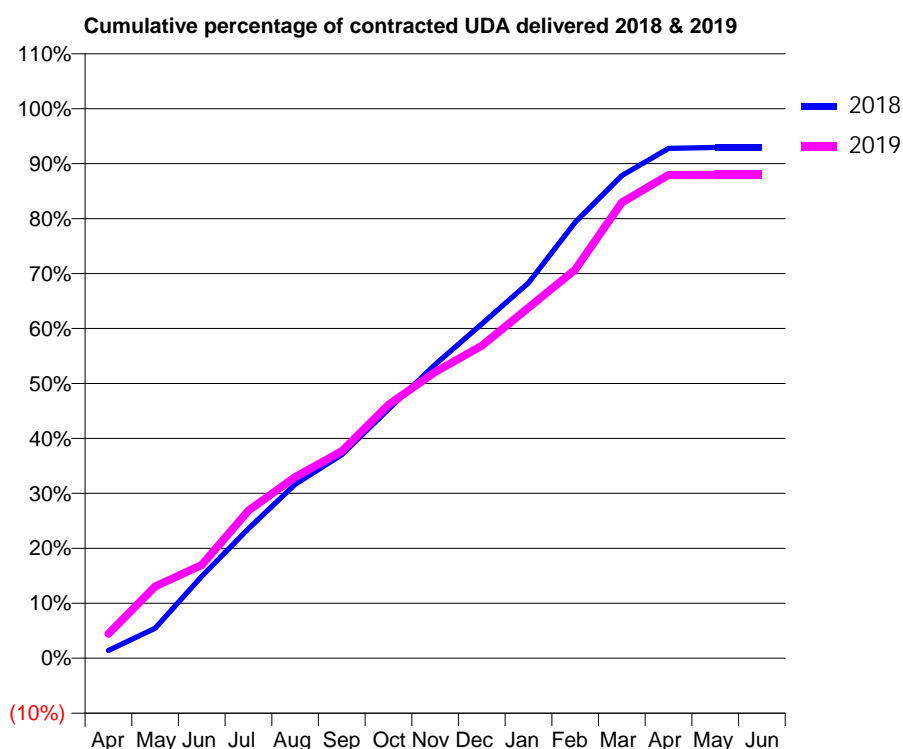
18/19 Contracted general activity (UDA)	9,226
Carry forward general activity (UDA)	0
18/19 Contracted orthodontic activity (UOA)	0
Carry forward orthodontic activity (UOA)	0
Baseline contract value	£251,156.44

ACCESS*

Patients seen in 24 months	Total	Change since previous quarter
Quarter ending March 2018	3,061	
Quarter ending June 2018	3,017	↓
Quarter ending September 2018	2,958	↓
Quarter ending December 2018	2,886	↓
Quarter ending March 2019	3,021	↑
Variance since March 2018	(1.3%)	↓



ACTIVITY



Month	2018	2019
April	132	410
May	506	1,206
June	1,373	1,566
July	2,174	2,480
August	2,920	3,045
September	3,417	3,476
October	4,178	4,255
November	4,930	4,806
December	5,613	5,247
January	6,300	5,885
February	7,321	6,525
March	8,101	7,652
April	8,559	8,112
May	8,577	8,114
June	8,577	8,114

QUALITY

	Quantity	Base Number	Contract	AT	Region	England
% of FP17s for the same patient ID Re-attending within 3 months - Children	92	1,112	8.3%	10.7%	11.9%	11.8%
% of FP17s for the same patient ID Re-attending within 3 months - Adults	366	2,037	18.0%	16.1%	16.9%	15.7%
% of FP17s for the same patient ID Re-attending between 3 & 9 months - Children	376	1,112	33.8%	45.1%	48.9%	58.9%
% of FP17s for the same patient ID Re-attending between 3 & 9 months - Adults	467	2,037	22.9%	36.9%	38.9%	50.8%
% of FP17s for Band 1 Urgent Courses	519	3,178	16.3%	10.9%	10.7%	9.1%
% of FP17s Relating to Free Repair or Replacements	21	3,178	0.7%	0.5%	0.5%	0.8%
% of FP17s Relating to Continuations	41	3,178	1.3%	0.7%	0.7%	0.9%
% of Patients satisfied with the dentistry they have received	1	1	N/A	89.9%	89.1%	92.5%
% of Patients satisfied with the time they had to wait for an appointment	1	1	N/A	79.6%	83.1%	87.0%

* This is based on patients treated on this contract for their most recent course of treatment. Figures in italics indicate the base number of FP17s or Patient Questionnaire responses are less than 100. N/A is shown where the base number of responses is less than 10 during the period. % is calculated as Quantity/Base number*100

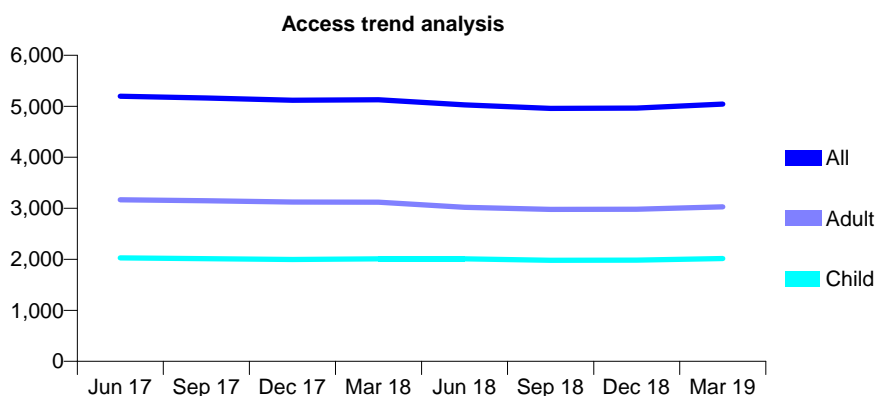
Q61 - Vital Signs At a Glance Contract Report for 149578/0001 - Year end March 2019

Name or company name	Dentasmile Ltd
Contract type name	GDS Contract
Purpose of contract	General
Contract start date	11/11/2012
Contract end date	

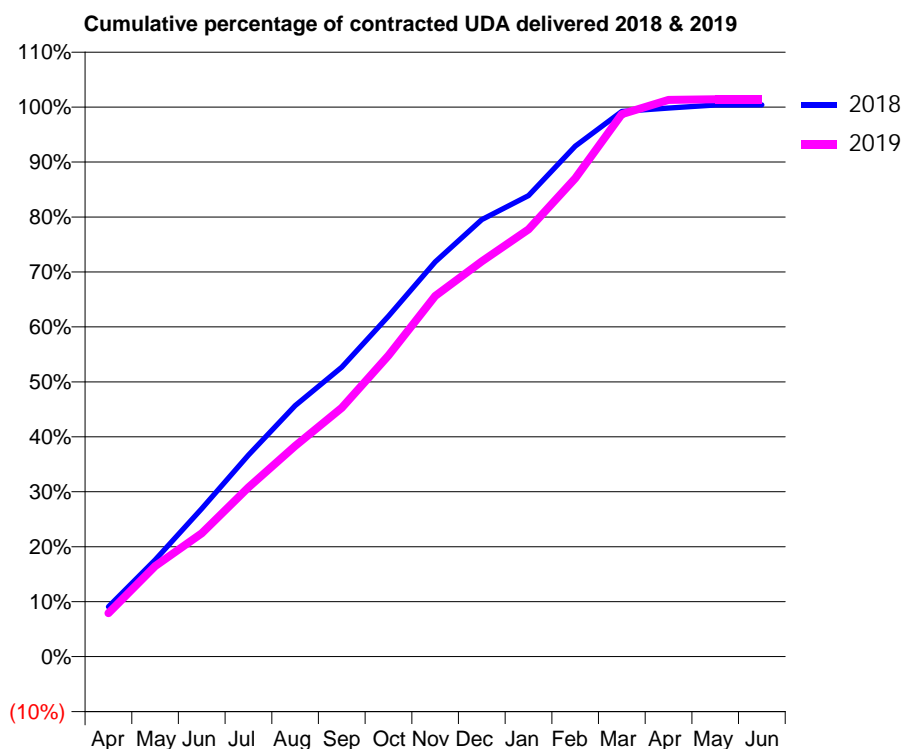
18/19 Contracted general activity (UDA)	19,880
Carry forward general activity (UDA)	-78
18/19 Contracted orthodontic activity (UOA)	0
Carry forward orthodontic activity (UOA)	0
Baseline contract value	£598,767.54

ACCESS*

Patients seen in 24 months	Total	Change since previous quarter
Quarter ending March 2018	5,127	
Quarter ending June 2018	5,027	↓
Quarter ending September 2018	4,959	↓
Quarter ending December 2018	4,963	→
Quarter ending March 2019	5,043	→
Variance since March 2018	(1.6%)	↓



ACTIVITY



Month	Adjusted Scheduled Activity (UDA)	
	2018	2019
April	1,802	1,569
May	3,501	3,275
June	5,353	4,459
July	7,293	6,124
August	9,082	7,622
September	10,471	8,999
October	12,319	10,888
November	14,282	13,048
December	15,808	14,297
January	16,676	15,453
February	18,463	17,300
March	19,724	19,622
April	19,845	20,141
May	19,956	20,161
June	19,958	20,161

QUALITY

	Quantity	Base Number	Contract	AT	Region	England
% of FP17s for the same patient ID Re-attending within 3 months - Children	214	2,700	7.9%	10.7%	11.9%	11.8%
% of FP17s for the same patient ID Re-attending within 3 months - Adults	496	3,378	14.7%	16.1%	16.9%	15.7%
% of FP17s for the same patient ID Re-attending between 3 & 9 months - Children	1,299	2,700	48.1%	45.1%	48.9%	58.9%
% of FP17s for the same patient ID Re-attending between 3 & 9 months - Adults	1,422	3,378	42.1%	36.9%	38.9%	50.8%
% of FP17s for Band 1 Urgent Courses	434	6,133	7.1%	10.9%	10.7%	9.1%
% of FP17s Relating to Free Repair or Replacements	27	6,133	0.4%	0.5%	0.5%	0.8%
% of FP17s Relating to Continuations	9	6,133	0.1%	0.7%	0.7%	0.9%
% of Patients satisfied with the dentistry they have received	0	0	N/A	89.9%	89.1%	92.5%
% of Patients satisfied with the time they had to wait for an appointment	0	0	N/A	79.6%	83.1%	87.0%

* This is based on patients treated on this contract for their most recent course of treatment. Figures in italics indicate the base number of FP17s or Patient Questionnaire responses are less than 100. N/A is shown where the base number of responses is less than 10 during the period. % is calculated as Quantity/Base number*100

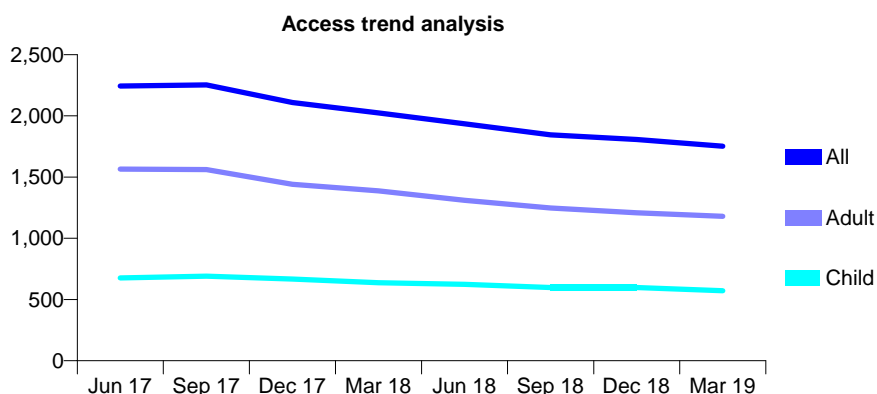
Q61 - Vital Signs At a Glance Contract Report for 150053/0001 - Year end March 2019

Name or company name	Malli and Donnelly Dental Partnership
Contract type name	GDS Contract
Purpose of contract	General
Contract start date	01/07/2010
Contract end date	

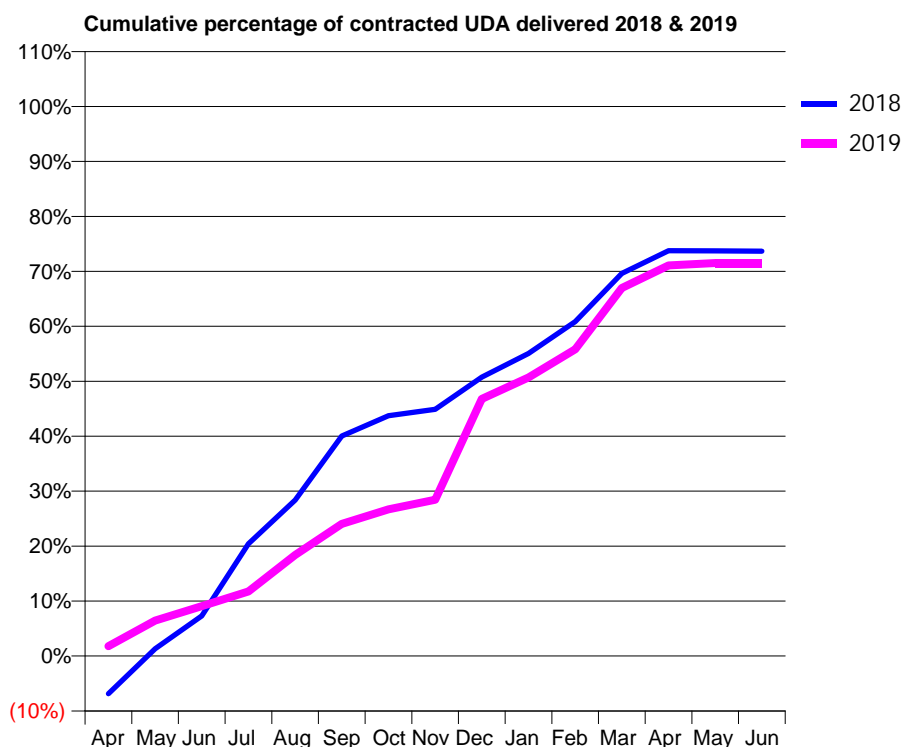
18/19 Contracted general activity (UDA)	6,403
Carry forward general activity (UDA)	0
18/19 Contracted orthodontic activity (UOA)	0
Carry forward orthodontic activity (UOA)	0
Baseline contract value	£225,008.15

ACCESS*

Patients seen in 24 months	Total	Change since previous quarter
Quarter ending March 2018	2,025	
Quarter ending June 2018	1,935	↓
Quarter ending September 2018	1,845	↓
Quarter ending December 2018	1,807	↓
Quarter ending March 2019	1,752	↓
Variance since March 2018	(13.5%)	↓



ACTIVITY



Month	Adjusted Scheduled Activity (UDA)	
	2018	2019
April	-440	114
May	84	412
June	467	580
July	1,307	753
August	1,817	1,179
September	2,563	1,540
October	2,800	1,711
November	2,876	1,821
December	3,250	2,995
January	3,525	3,245
February	3,896	3,574
March	4,457	4,288
April	4,722	4,550
May	4,719	4,578
June	4,716	4,578

QUALITY

	Quantity	Base Number	Contract	AT	Region	England
% of FP17s for the same patient ID Re-attending within 3 months - Children	37	589	6.3%	10.7%	11.9%	11.8%
% of FP17s for the same patient ID Re-attending within 3 months - Adults	208	1,231	16.9%	16.1%	16.9%	15.7%
% of FP17s for the same patient ID Re-attending between 3 & 9 months - Children	189	589	32.1%	45.1%	48.9%	58.9%
% of FP17s for the same patient ID Re-attending between 3 & 9 months - Adults	378	1,231	30.7%	36.9%	38.9%	50.8%
% of FP17s for Band 1 Urgent Courses	313	1,710	18.3%	10.9%	10.7%	9.1%
% of FP17s Relating to Free Repair or Replacements	9	1,710	0.5%	0.5%	0.5%	0.8%
% of FP17s Relating to Continuations	3	1,710	0.2%	0.7%	0.7%	0.9%
% of Patients satisfied with the dentistry they have received	0	0	N/A	89.9%	89.1%	92.5%
% of Patients satisfied with the time they had to wait for an appointment	0	0	N/A	79.6%	83.1%	87.0%

* This is based on patients treated on this contract for their most recent course of treatment. Figures in italics indicate the base number of FP17s or Patient Questionnaire responses are less than 100. N/A is shown where the base number of responses is less than 10 during the period. % is calculated as Quantity/Base number*100

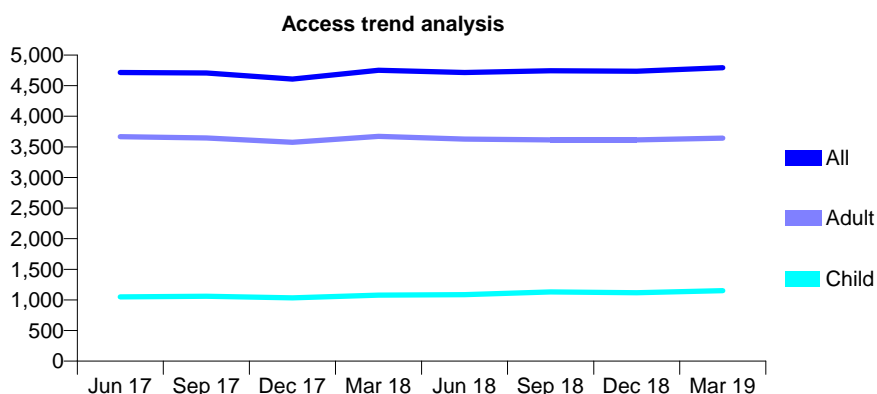
Q61 - Vital Signs At a Glance Contract Report for 150061/0001 - Year end March 2019

Name or company name	The Garden Dental Practice
Contract type name	GDS Contract
Purpose of contract	General
Contract start date	01/07/2008
Contract end date	

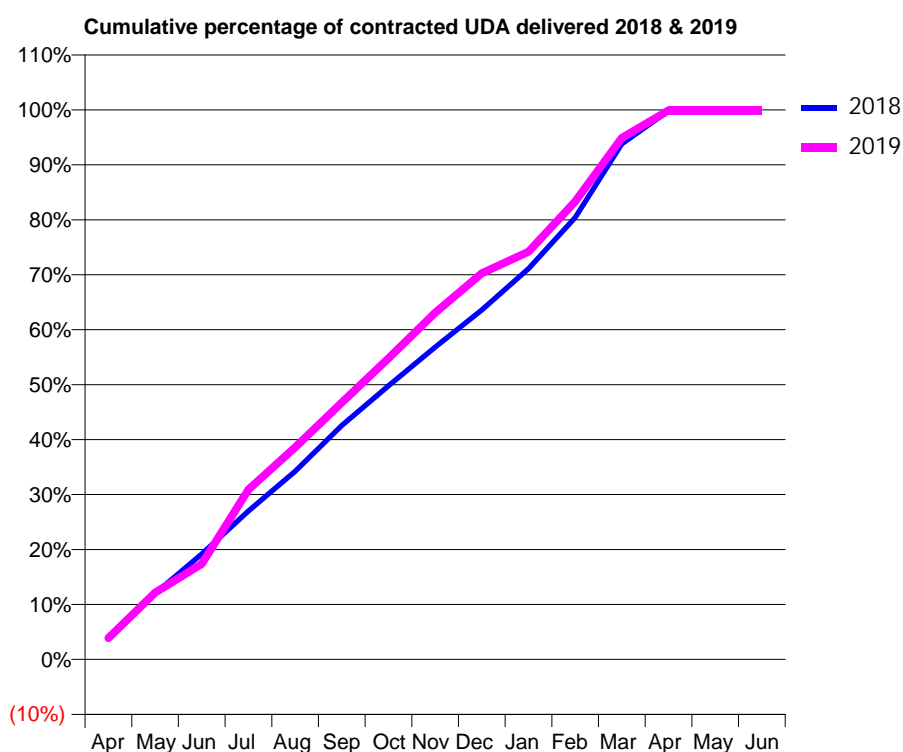
18/19 Contracted general activity (UDA)	14,522
Carry forward general activity (UDA)	2
18/19 Contracted orthodontic activity (UOA)	0
Carry forward orthodontic activity (UOA)	0
Baseline contract value	£402,004.84

ACCESS*

Patients seen in 24 months	Total	Change since previous quarter
Quarter ending March 2018	4,750	
Quarter ending June 2018	4,715	→
Quarter ending September 2018	4,745	→
Quarter ending December 2018	4,735	→
Quarter ending March 2019	4,795	→
Variance since March 2018	0.9%	→



ACTIVITY



Month	Adjusted Scheduled Activity (UDA)	
	2018	2019
April	595	564
May	1,746	1,768
June	2,784	2,524
July	3,924	4,488
August	4,971	5,605
September	6,182	6,787
October	7,230	7,959
November	8,251	9,166
December	9,235	10,205
January	10,328	10,776
February	11,678	12,105
March	13,621	13,780
April	14,496	14,507
May	14,520	14,506
June	14,520	14,505

QUALITY

	Quantity	Base Number	Contract	AT	Region	England
% of FP17s for the same patient ID Re-attending within 3 months - Children	69	1,372	5.0%	10.7%	11.9%	11.8%
% of FP17s for the same patient ID Re-attending within 3 months - Adults	224	3,380	6.6%	16.1%	16.9%	15.7%
% of FP17s for the same patient ID Re-attending between 3 & 9 months - Children	593	1,372	43.2%	45.1%	48.9%	58.9%
% of FP17s for the same patient ID Re-attending between 3 & 9 months - Adults	1,113	3,380	32.9%	36.9%	38.9%	50.8%
% of FP17s for Band 1 Urgent Courses	444	4,733	9.4%	10.9%	10.7%	9.1%
% of FP17s Relating to Free Repair or Replacements	1	4,733	0.0%	0.5%	0.5%	0.8%
% of FP17s Relating to Continuations	0	4,733	0.0%	0.7%	0.7%	0.9%
% of Patients satisfied with the dentistry they have received	0	0	N/A	89.9%	89.1%	92.5%
% of Patients satisfied with the time they had to wait for an appointment	0	0	N/A	79.6%	83.1%	87.0%

* This is based on patients treated on this contract for their most recent course of treatment. Figures in italics indicate the base number of FP17s or Patient Questionnaire responses are less than 100. N/A is shown where the base number of responses is less than 10 during the period. % is calculated as Quantity/Base number*100

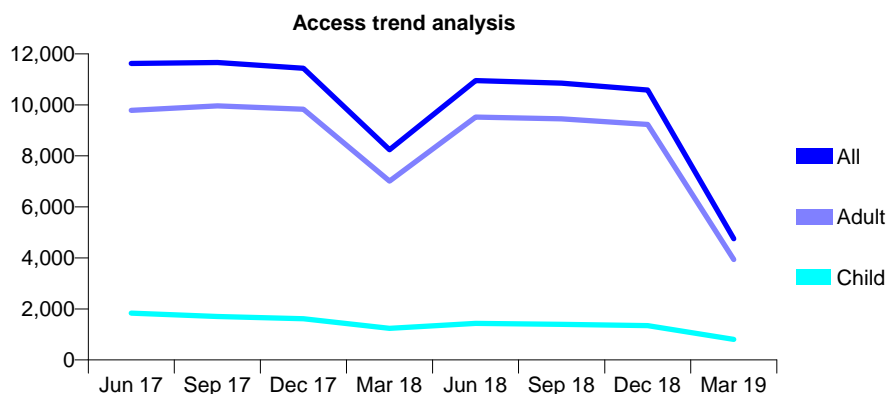
Q61 - Vital Signs At a Glance Contract Report for 150525/0001 - Year end March 2019

Name or company name	The Nightingale Clinic
Contract type name	GDS Contract
Purpose of contract	General
Contract start date	05/09/2014
Contract end date	

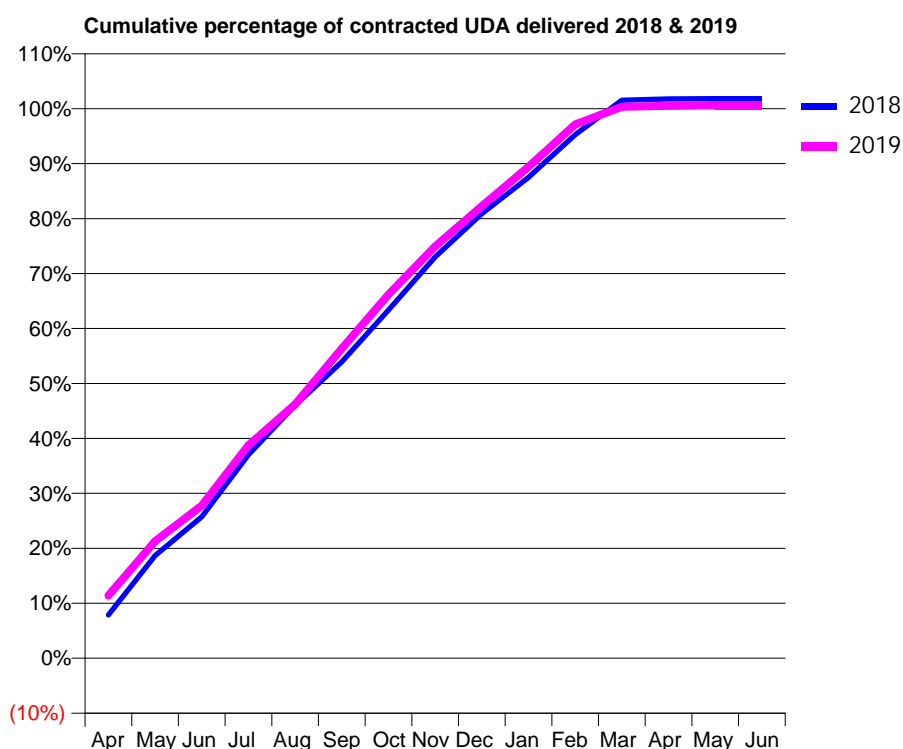
18/19 Contracted general activity (UDA)	25,573
Carry forward general activity (UDA)	-464
18/19 Contracted orthodontic activity (UOA)	0
Carry forward orthodontic activity (UOA)	0
Baseline contract value	£1,558,776.81

ACCESS*

Patients seen in 24 months	Total	Change since previous quarter
Quarter ending March 2018	8,245	
Quarter ending June 2018	10,954	↑
Quarter ending September 2018	10,853	→
Quarter ending December 2018	10,580	↓
Quarter ending March 2019	4,750	↓
Variance since March 2018	(42.4%)	↓



ACTIVITY



Month	Adjusted Scheduled Activity (UDA)	
	2018	2019
April	2,013	2,920
May	4,781	5,444
June	6,582	7,100
July	9,467	9,908
August	11,770	11,817
September	13,788	14,409
October	16,203	16,925
November	18,676	19,167
December	20,684	21,037
January	22,372	22,866
February	24,366	24,836
March	25,963	25,659
April	26,026	25,708
May	26,036	25,742
June	26,036	25,743

QUALITY

	Quantity	Base Number	Contract	AT	Region	England
% of FP17s for the same patient ID Re-attending within 3 months - Children	13	1,388	0.9%	10.7%	11.9%	11.8%
% of FP17s for the same patient ID Re-attending within 3 months - Adults	75	8,253	0.9%	16.1%	16.9%	15.7%
% of FP17s for the same patient ID Re-attending between 3 & 9 months - Children	24	1,388	1.7%	45.1%	48.9%	58.9%
% of FP17s for the same patient ID Re-attending between 3 & 9 months - Adults	65	8,253	0.8%	36.9%	38.9%	50.8%
% of FP17s for Band 1 Urgent Courses	22	9,667	0.2%	10.9%	10.7%	9.1%
% of FP17s Relating to Free Repair or Replacements	0	9,667	0.0%	0.5%	0.5%	0.8%
% of FP17s Relating to Continuations	8	9,667	0.1%	0.7%	0.7%	0.9%
% of Patients satisfied with the dentistry they have received	0	0	N/A	89.9%	89.1%	92.5%
% of Patients satisfied with the time they had to wait for an appointment	0	0	N/A	79.6%	83.1%	87.0%

* This is based on patients treated on this contract for their most recent course of treatment.

Figures in italics indicate the base number of FP17s or Patient Questionnaire responses are less than 100. N/A is shown where the base number of responses is less than 10 during the period. % is calculated as Quantity/Base number*100

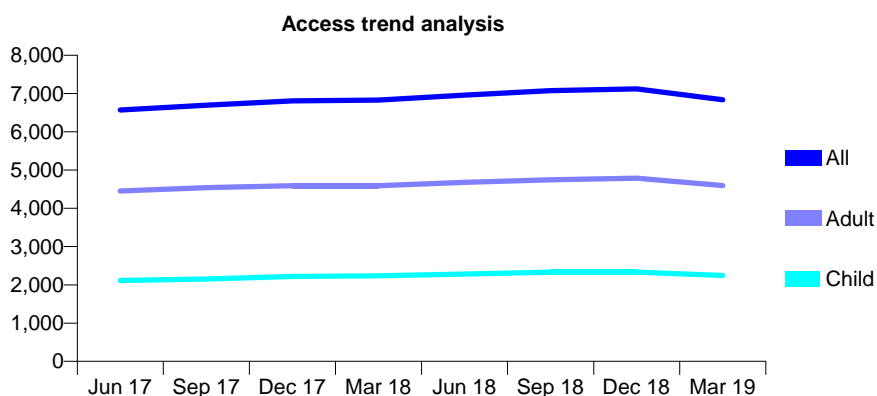
Q61 - Vital Signs At a Glance Contract Report for 151297/0001 - Year end March 2019

Name or company name	Newham Family Dental Care Ltd
Contract type name	GDS Contract
Purpose of contract	General
Contract start date	01/04/2009
Contract end date	

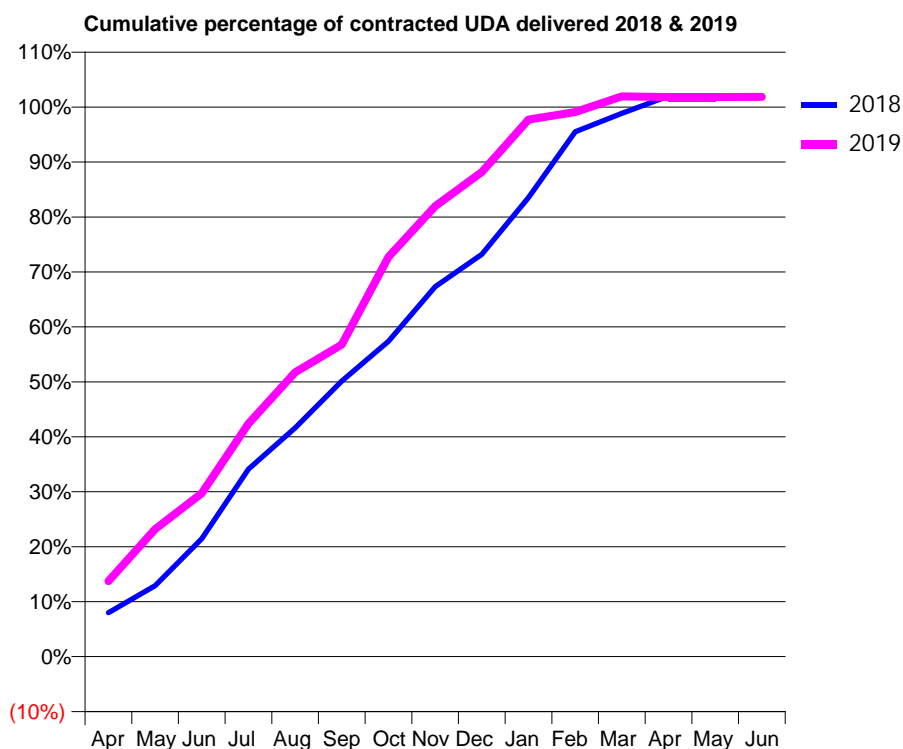
18/19 Contracted general activity (UDA)	17,579
Carry forward general activity (UDA)	-352
18/19 Contracted orthodontic activity (UOA)	0
Carry forward orthodontic activity (UOA)	0
Baseline contract value	£464,210.77

ACCESS*

Patients seen in 24 months	Total	Change since previous quarter
Quarter ending March 2018	6,827	
Quarter ending June 2018	6,961	→
Quarter ending September 2018	7,076	→
Quarter ending December 2018	7,121	→
Quarter ending March 2019	6,837	↓
Variance since March 2018	0.1%	→



ACTIVITY



Month	Adjusted Scheduled Activity (UDA)	
	2018	2019
April	1,406	2,414
May	2,271	4,075
June	3,772	5,223
July	5,996	7,452
August	7,318	9,095
September	8,812	9,979
October	10,089	12,788
November	11,832	14,408
December	12,866	15,500
January	14,685	17,177
February	16,790	17,418
March	17,376	17,918
April	17,931	17,903
May	17,938	17,903
June	17,934	17,904

QUALITY

	Quantity	Base Number	Contract	AT	Region	England
% of FP17s for the same patient ID Re-attending within 3 months - Children	186	2,342	7.9%	10.7%	11.9%	11.8%
% of FP17s for the same patient ID Re-attending within 3 months - Adults	448	4,385	10.2%	16.1%	16.9%	15.7%
% of FP17s for the same patient ID Re-attending between 3 & 9 months - Children	824	2,342	35.2%	45.1%	48.9%	58.9%
% of FP17s for the same patient ID Re-attending between 3 & 9 months - Adults	1,391	4,385	31.7%	36.9%	38.9%	50.8%
% of FP17s for Band 1 Urgent Courses	665	6,553	10.1%	10.9%	10.7%	9.1%
% of FP17s Relating to Free Repair or Replacements	97	6,553	1.5%	0.5%	0.5%	0.8%
% of FP17s Relating to Continuations	20	6,553	0.3%	0.7%	0.7%	0.9%
% of Patients satisfied with the dentistry they have received	2	2	N/A	89.9%	89.1%	92.5%
% of Patients satisfied with the time they had to wait for an appointment	2	2	N/A	79.6%	83.1%	87.0%

* This is based on patients treated on this contract for their most recent course of treatment. Figures in italics indicate the base number of FP17s or Patient Questionnaire responses are less than 100. N/A is shown where the base number of responses is less than 10 during the period. % is calculated as Quantity/Base number*100

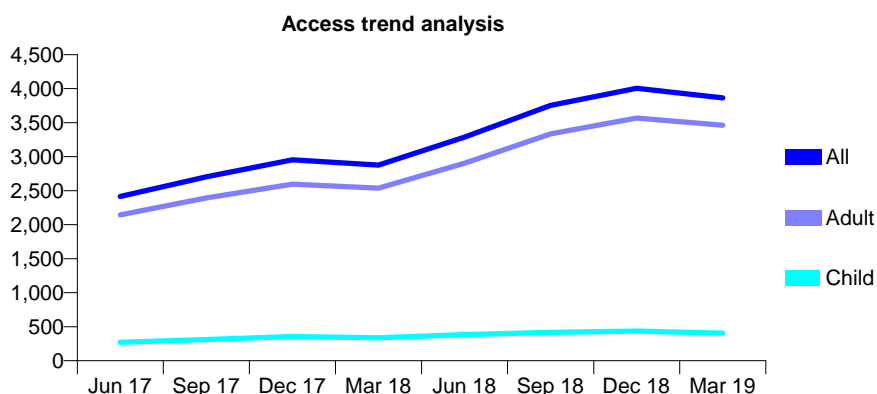
Q61 - Vital Signs At a Glance Contract Report for 151297/0002 - Year end March 2019

Name or company name	Newham Family Dental Care Ltd
Contract type name	PDS Contract
Purpose of contract	General
Contract start date	01/04/2014
Contract end date	31/03/2024

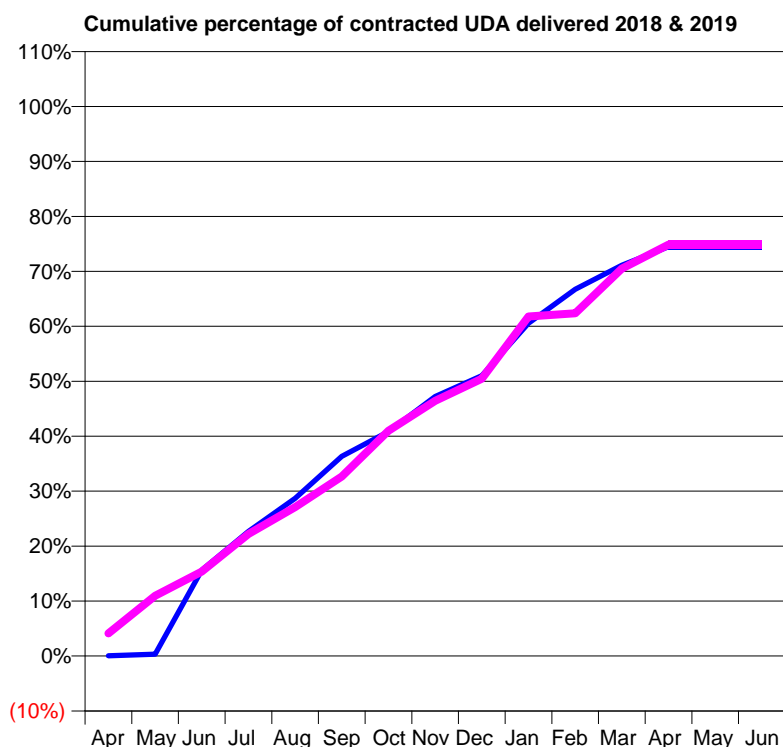
18/19 Contracted general activity (UDA)	8,649
Carry forward general activity (UDA)	0
18/19 Contracted orthodontic activity (UOA)	0
Carry forward orthodontic activity (UOA)	0
Baseline contract value	£456,976.05

ACCESS*

Patients seen in 24 months	Total	Change since previous quarter
Quarter ending March 2018	2,878	
Quarter ending June 2018	3,290	↑
Quarter ending September 2018	3,754	↑
Quarter ending December 2018	4,004	↑
Quarter ending March 2019	3,865	↓
Variance since March 2018	34.3%	↑



ACTIVITY



Month	Adjusted Scheduled Activity (UDA)	
	2018	2019
April	2	357
May	30	949
June	1,351	1,329
July	1,961	1,921
August	2,482	2,344
September	3,144	2,824
October	3,534	3,545
November	4,084	4,016
December	4,413	4,364
January	5,237	5,345
February	5,774	5,394
March	6,152	6,097
April	6,442	6,475
May	6,442	6,475
June	6,442	6,475

QUALITY

	Quantity	Base Number	Contract	AT	Region	England
% of FP17s for the same patient ID Re-attending within 3 months - Children	28	749	3.7%	10.7%	11.9%	11.8%
% of FP17s for the same patient ID Re-attending within 3 months - Adults	199	4,548	4.4%	16.1%	16.9%	15.7%
% of FP17s for the same patient ID Re-attending between 3 & 9 months - Children	11	749	1.5%	45.1%	48.9%	58.9%
% of FP17s for the same patient ID Re-attending between 3 & 9 months - Adults	96	4,548	2.1%	36.9%	38.9%	50.8%
% of FP17s for Band 1 Urgent Courses	5,357	5,376	99.6%	10.9%	10.7%	9.1%
% of FP17s Relating to Free Repair or Replacements	0	5,376	0.0%	0.5%	0.5%	0.8%
% of FP17s Relating to Continuations	0	5,376	0.0%	0.7%	0.7%	0.9%
% of Patients satisfied with the dentistry they have received	3	3	N/A	89.9%	89.1%	92.5%
% of Patients satisfied with the time they had to wait for an appointment	3	3	N/A	79.6%	83.1%	87.0%

* This is based on patients treated on this contract for their most recent course of treatment. Figures in italics indicate the base number of FP17s or Patient Questionnaire responses are less than 100. N/A is shown where the base number of responses is less than 10 during the period. % is calculated as Quantity/Base number*100

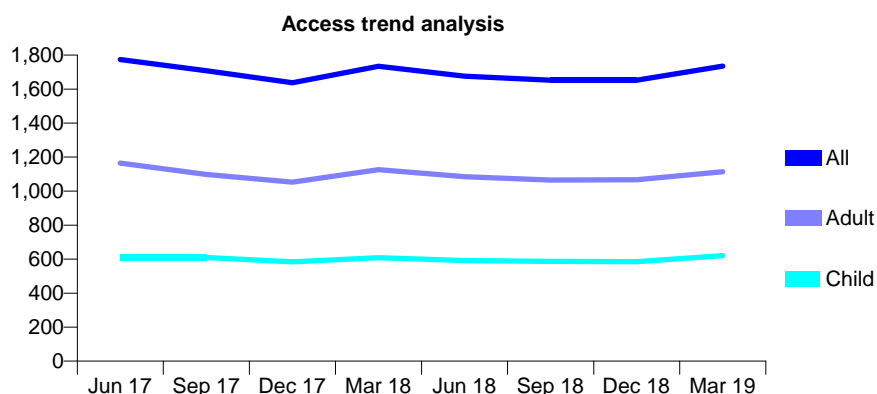
Q61 - Vital Signs At a Glance Contract Report for 153338/0001 - Year end March 2019

Name or company name	Orchard Dental Practice
Contract type name	GDS Contract
Purpose of contract	General
Contract start date	01/07/2015
Contract end date	

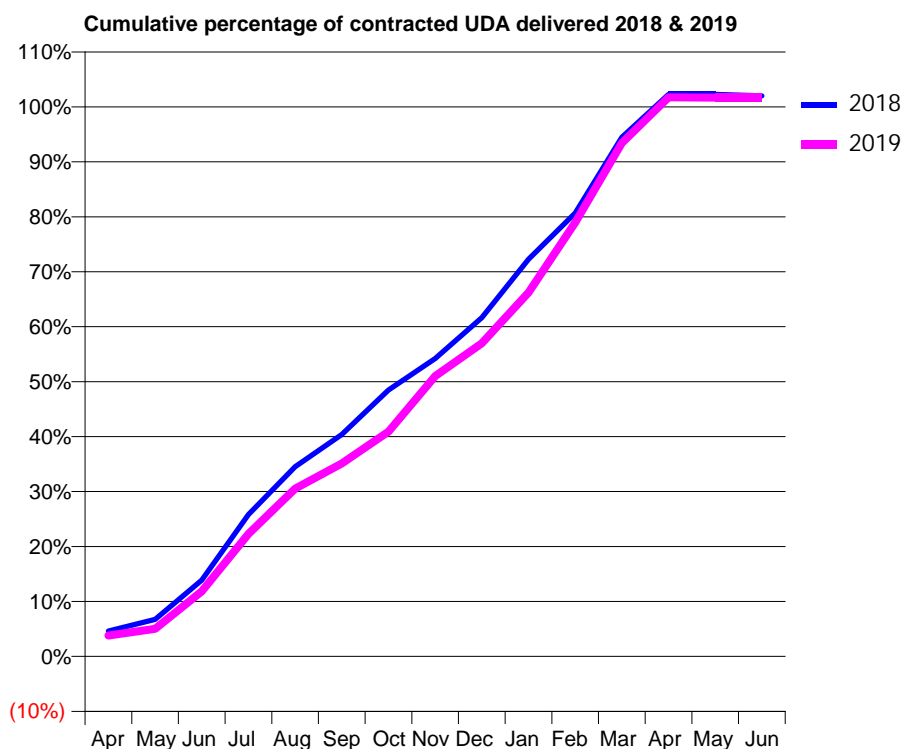
18/19 Contracted general activity (UDA)	4,645
Carry forward general activity (UDA)	-93
18/19 Contracted orthodontic activity (UOA)	0
Carry forward orthodontic activity (UOA)	0
Baseline contract value	£167,168.59

ACCESS*

Patients seen in 24 months	Total	Change since previous quarter
Quarter ending March 2018	1,734	
Quarter ending June 2018	1,676	↓
Quarter ending September 2018	1,652	↓
Quarter ending December 2018	1,652	→
Quarter ending March 2019	1,735	↑
Variance since March 2018	0.1%	→



ACTIVITY



Month	2018	2019
April	215	176
May	314	234
June	644	551
July	1,199	1,036
August	1,604	1,419
September	1,875	1,630
October	2,252	1,900
November	2,519	2,369
December	2,863	2,647
January	3,356	3,075
February	3,747	3,668
March	4,388	4,340
April	4,751	4,726
May	4,751	4,722
June	4,739	4,722

QUALITY

	Quantity	Base Number	Contract	AT	Region	England
% of FP17s for the same patient ID Re-attending within 3 months - Children	54	743	7.3%	10.7%	11.9%	11.8%
% of FP17s for the same patient ID Re-attending within 3 months - Adults	284	1,383	20.5%	16.1%	16.9%	15.7%
% of FP17s for the same patient ID Re-attending between 3 & 9 months - Children	372	743	50.1%	45.1%	48.9%	58.9%
% of FP17s for the same patient ID Re-attending between 3 & 9 months - Adults	511	1,383	36.9%	36.9%	38.9%	50.8%
% of FP17s for Band 1 Urgent Courses	390	2,188	17.8%	10.9%	10.7%	9.1%
% of FP17s Relating to Free Repair or Replacements	12	2,188	0.5%	0.5%	0.5%	0.8%
% of FP17s Relating to Continuations	9	2,188	0.4%	0.7%	0.7%	0.9%
% of Patients satisfied with the dentistry they have received	0	0	N/A	89.9%	89.1%	92.5%
% of Patients satisfied with the time they had to wait for an appointment	0	0	N/A	79.6%	83.1%	87.0%

* This is based on patients treated on this contract for their most recent course of treatment. Figures in italics indicate the base number of FP17s or Patient Questionnaire responses are less than 100. N/A is shown where the base number of responses is less than 10 during the period. % is calculated as Quantity/Base number*100

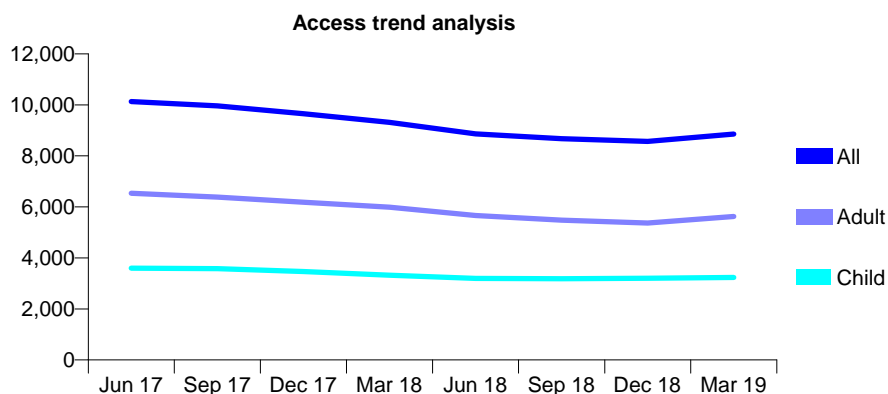
Q61 - Vital Signs At a Glance Contract Report for 153710/0001 - Year end March 2019

Name or company name	Inspire Dental Dagenham Ltd
Contract type name	GDS Contract
Purpose of contract	General and Orthodontic
Contract start date	01/12/2007
Contract end date	

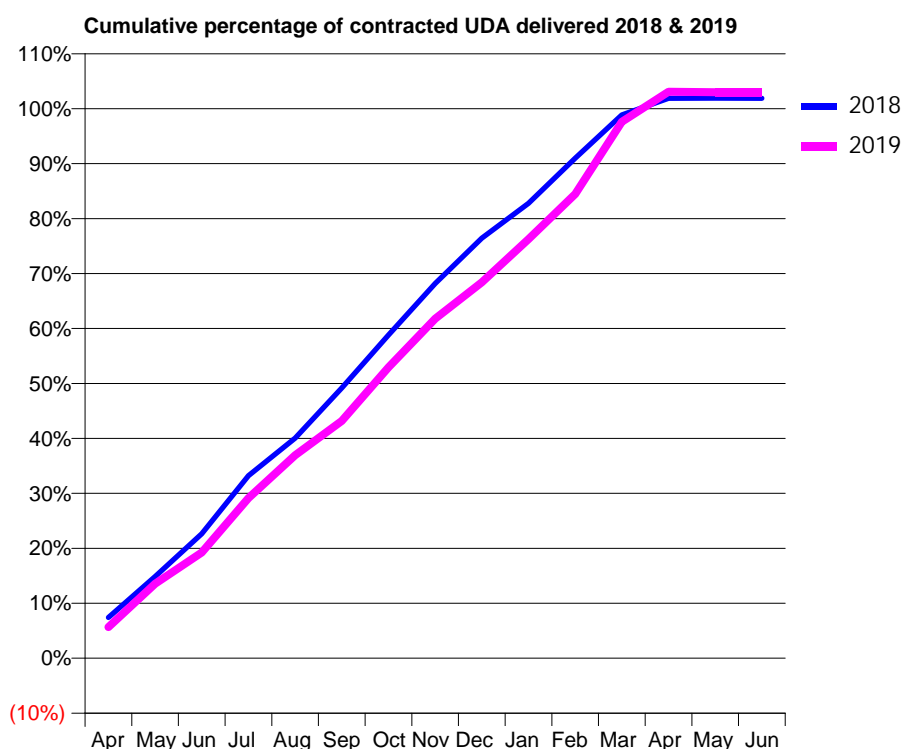
18/19 Contracted general activity (UDA)	28,268
Carry forward general activity (UDA)	-535
18/19 Contracted orthodontic activity (UOA)	2,513
Carry forward orthodontic activity (UOA)	-15
Baseline contract value	£946,598.08

ACCESS*

Patients seen in 24 months	Total	Change since previous quarter
Quarter ending March 2018	9,313	
Quarter ending June 2018	8,862	↓
Quarter ending September 2018	8,670	↓
Quarter ending December 2018	8,567	↓
Quarter ending March 2019	8,857	↑
Variance since March 2018	(4.9%)	↓



ACTIVITY



Month	Adjusted Scheduled Activity (UDA)	
	2018	2019
April	2,094	1,604
May	4,203	3,830
June	6,407	5,439
July	9,390	8,238
August	11,325	10,446
September	13,898	12,208
October	16,628	14,963
November	19,271	17,469
December	21,602	19,336
January	23,405	21,557
February	25,718	23,875
March	27,946	27,589
April	28,801	29,135
May	28,810	29,119
June	28,803	29,110

QUALITY

	Quantity	Base Number	Contract	AT	Region	England
% of FP17s for the same patient ID Re-attending within 3 months - Children	373	4,688	8.0%	10.7%	11.9%	11.8%
% of FP17s for the same patient ID Re-attending within 3 months - Adults	674	6,346	10.6%	16.1%	16.9%	15.7%
% of FP17s for the same patient ID Re-attending between 3 & 9 months - Children	2,615	4,688	55.8%	45.1%	48.9%	58.9%
% of FP17s for the same patient ID Re-attending between 3 & 9 months - Adults	2,818	6,346	44.4%	36.9%	38.9%	50.8%
% of FP17s for Band 1 Urgent Courses	678	10,849	6.2%	10.9%	10.7%	9.1%
% of FP17s Relating to Free Repair or Replacements	51	10,849	0.5%	0.5%	0.5%	0.8%
% of FP17s Relating to Continuations	37	10,849	0.3%	0.7%	0.7%	0.9%
% of Patients satisfied with the dentistry they have received	2	2	N/A	89.9%	89.1%	92.5%
% of Patients satisfied with the time they had to wait for an appointment	1	2	N/A	79.6%	83.1%	87.0%

* This is based on patients treated on this contract for their most recent course of treatment.

Figures in italics indicate the base number of FP17s or Patient Questionnaire responses are less than 100. N/A is shown where the base number of responses is less than 10 during the period. % is calculated as Quantity/Base number*100

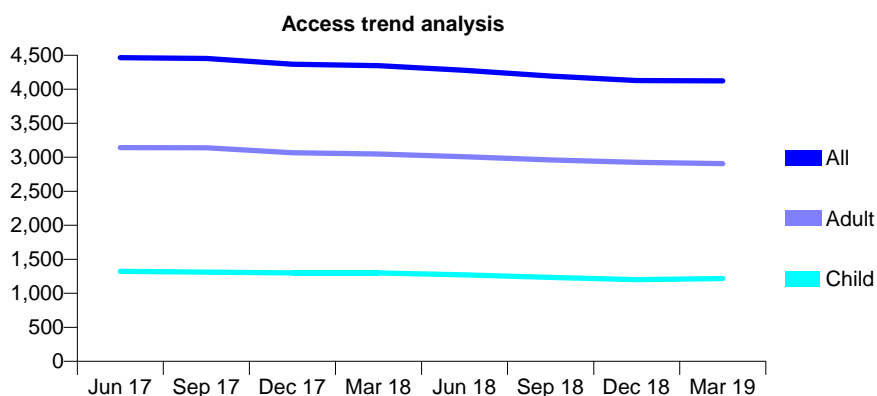
Q61 - Vital Signs At a Glance Contract Report for 158615/0001 - Year end March 2019

Name or company name	Mr R NAidu and Mrs P Naidu
Contract type name	GDS Contract
Purpose of contract	General
Contract start date	01/04/2010
Contract end date	

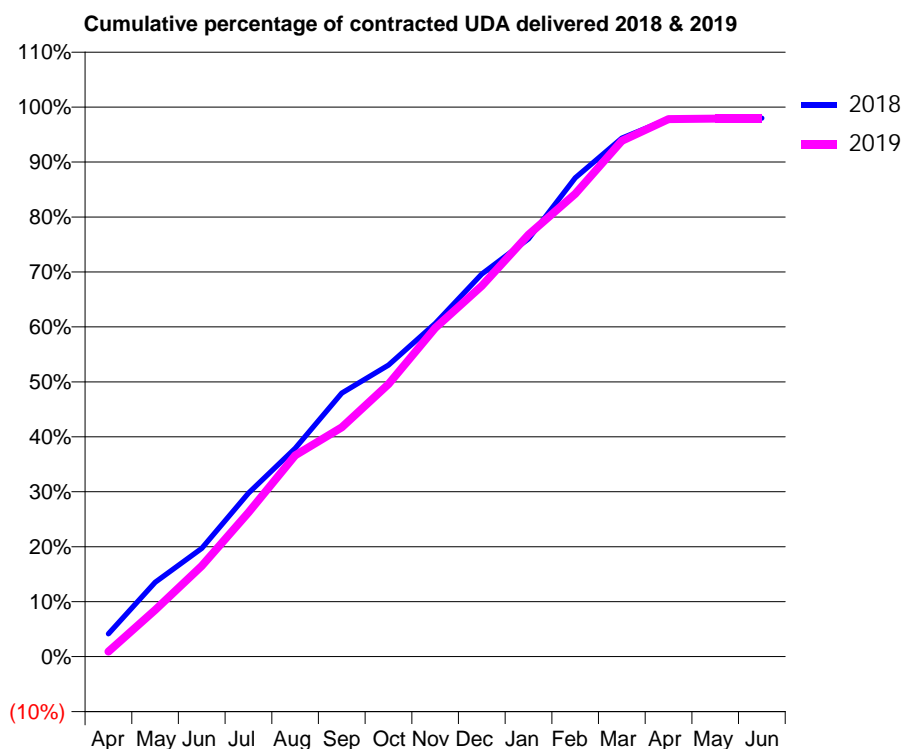
18/19 Contracted general activity (UDA)	12,066
Carry forward general activity (UDA)	245
18/19 Contracted orthodontic activity (UOA)	0
Carry forward orthodontic activity (UOA)	0
Baseline contract value	£335,241.85

ACCESS*

Patients seen in 24 months	Total	Change since previous quarter
Quarter ending March 2018	4,348	
Quarter ending June 2018	4,280	↓
Quarter ending September 2018	4,196	↓
Quarter ending December 2018	4,128	↓
Quarter ending March 2019	4,125	→
Variance since March 2018	(5.1%)	↓



ACTIVITY



Month	Adjusted Scheduled Activity (UDA)	
	2018	2019
April	502	113
May	1,633	1,027
June	2,377	1,989
July	3,592	3,163
August	4,574	4,419
September	5,789	5,035
October	6,401	5,984
November	7,317	7,218
December	8,399	8,138
January	9,171	9,265
February	10,513	10,161
March	11,384	11,324
April	11,806	11,802
May	11,813	11,812
June	11,821	11,812

QUALITY

	Quantity	Base Number	Contract	AT	Region	England
% of FP17s for the same patient ID Re-attending within 3 months - Children	105	1,774	5.9%	10.7%	11.9%	11.8%
% of FP17s for the same patient ID Re-attending within 3 months - Adults	320	3,818	8.4%	16.1%	16.9%	15.7%
% of FP17s for the same patient ID Re-attending between 3 & 9 months - Children	1,044	1,774	58.9%	45.1%	48.9%	58.9%
% of FP17s for the same patient ID Re-attending between 3 & 9 months - Adults	2,191	3,818	57.4%	36.9%	38.9%	50.8%
% of FP17s for Band 1 Urgent Courses	251	5,575	4.5%	10.9%	10.7%	9.1%
% of FP17s Relating to Free Repair or Replacements	35	5,575	0.6%	0.5%	0.5%	0.8%
% of FP17s Relating to Continuations	20	5,575	0.4%	0.7%	0.7%	0.9%
% of Patients satisfied with the dentistry they have received	1	1	N/A	89.9%	89.1%	92.5%
% of Patients satisfied with the time they had to wait for an appointment	1	1	N/A	79.6%	83.1%	87.0%

* This is based on patients treated on this contract for their most recent course of treatment. Figures in italics indicate the base number of FP17s or Patient Questionnaire responses are less than 100. N/A is shown where the base number of responses is less than 10 during the period. % is calculated as Quantity/Base number*100

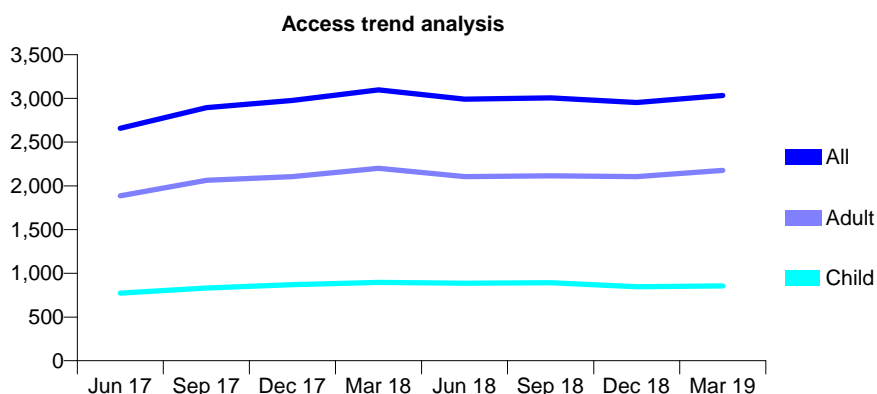
Q61 - Vital Signs At a Glance Contract Report for 158860/0001 - Year end March 2019

Name or company name	Ashish Patel
Contract type name	GDS Contract
Purpose of contract	General
Contract start date	01/11/2015
Contract end date	

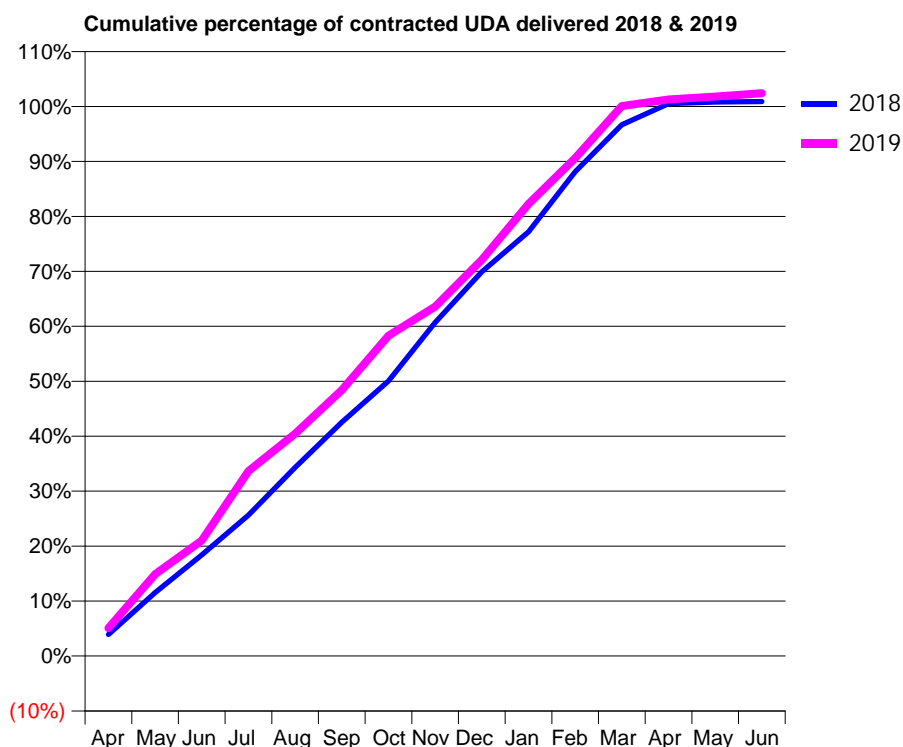
18/19 Contracted general activity (UDA)	6,902
Carry forward general activity (UDA)	-61
18/19 Contracted orthodontic activity (UOA)	0
Carry forward orthodontic activity (UOA)	0
Baseline contract value	£282,557.48

ACCESS*

Patients seen in 24 months	Total	Change since previous quarter
Quarter ending March 2018	3,096	
Quarter ending June 2018	2,992	↓
Quarter ending September 2018	3,007	→
Quarter ending December 2018	2,953	↓
Quarter ending March 2019	3,033	↑
Variance since March 2018	(2.0%)	↓



ACTIVITY



Month	Adjusted Scheduled Activity (UDA)	
	2018	2019
April	271	351
May	796	1,029
June	1,268	1,450
July	1,769	2,322
August	2,370	2,792
September	2,936	3,340
October	3,454	4,022
November	4,189	4,390
December	4,825	4,976
January	5,326	5,677
February	6,083	6,254
March	6,672	6,908
April	6,937	6,989
May	6,958	7,025
June	6,963	7,068

QUALITY

	Quantity	Base Number	Contract	AT	Region	England
% of FP17s for the same patient ID Re-attending within 3 months - Children	73	733	10.0%	10.7%	11.9%	11.8%
% of FP17s for the same patient ID Re-attending within 3 months - Adults	356	2,161	16.5%	16.1%	16.9%	15.7%
% of FP17s for the same patient ID Re-attending between 3 & 9 months - Children	140	733	19.1%	45.1%	48.9%	58.9%
% of FP17s for the same patient ID Re-attending between 3 & 9 months - Adults	408	2,161	18.9%	36.9%	38.9%	50.8%
% of FP17s for Band 1 Urgent Courses	512	2,843	18.0%	10.9%	10.7%	9.1%
% of FP17s Relating to Free Repair or Replacements	5	2,843	0.2%	0.5%	0.5%	0.8%
% of FP17s Relating to Continuations	8	2,843	0.3%	0.7%	0.7%	0.9%
% of Patients satisfied with the dentistry they have received	1	1	N/A	89.9%	89.1%	92.5%
% of Patients satisfied with the time they had to wait for an appointment	1	1	N/A	79.6%	83.1%	87.0%

* This is based on patients treated on this contract for their most recent course of treatment. Figures in italics indicate the base number of FP17s or Patient Questionnaire responses are less than 100. N/A is shown where the base number of responses is less than 10 during the period. % is calculated as Quantity/Base number*100

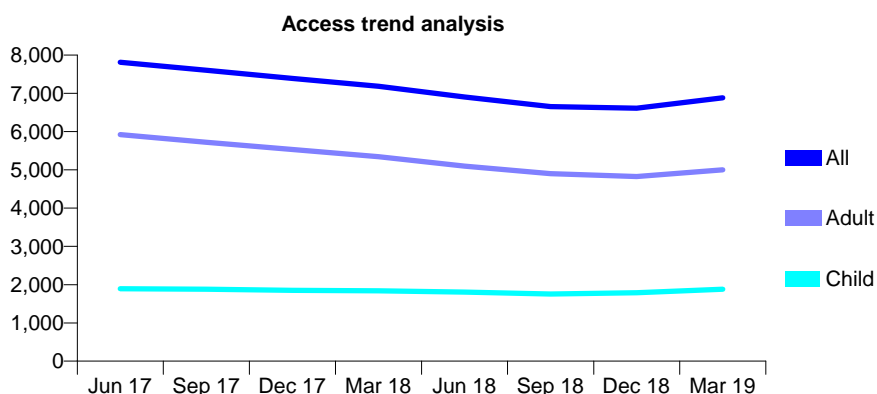
Q61 - Vital Signs At a Glance Contract Report for 159050/0001 - Year end March 2019

Name or company name	THE HARROW DENTAL PRACTICE LIMIT
Contract type name	GDS Contract
Purpose of contract	General
Contract start date	01/04/2011
Contract end date	

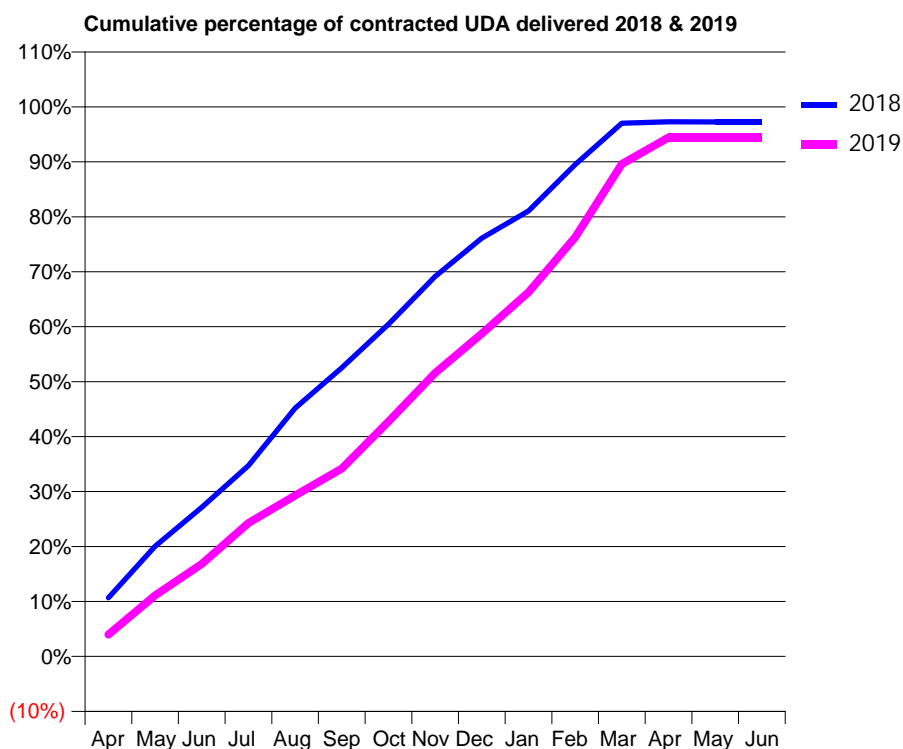
18/19 Contracted general activity (UDA)	19,469
Carry forward general activity (UDA)	536
18/19 Contracted orthodontic activity (UOA)	0
Carry forward orthodontic activity (UOA)	0
Baseline contract value	£515,595.40

ACCESS*

Patients seen in 24 months	Total	Change since previous quarter
Quarter ending March 2018	7,184	
Quarter ending June 2018	6,903	↓
Quarter ending September 2018	6,654	↓
Quarter ending December 2018	6,612	→
Quarter ending March 2019	6,884	↑
Variance since March 2018	(4.2%)	↓



ACTIVITY



Month	Adjusted Scheduled Activity (UDA)	
	2018	2019
April	2,082	779
May	3,907	2,165
June	5,283	3,278
July	6,762	4,726
August	8,794	5,702
September	10,225	6,654
October	11,765	8,321
November	13,462	10,047
December	14,818	11,431
January	15,780	12,901
February	17,427	14,850
March	18,890	17,445
April	18,937	18,385
May	18,933	18,385
June	18,933	18,385

QUALITY

	Quantity	Base Number	Contract	AT	Region	England
% of FP17s for the same patient ID Re-attending within 3 months - Children	141	2,526	5.6%	10.7%	11.9%	11.8%
% of FP17s for the same patient ID Re-attending within 3 months - Adults	706	6,263	11.3%	16.1%	16.9%	15.7%
% of FP17s for the same patient ID Re-attending between 3 & 9 months - Children	1,449	2,526	57.4%	45.1%	48.9%	58.9%
% of FP17s for the same patient ID Re-attending between 3 & 9 months - Adults	3,450	6,263	55.1%	36.9%	38.9%	50.8%
% of FP17s for Band 1 Urgent Courses	446	9,091	4.9%	10.9%	10.7%	9.1%
% of FP17s Relating to Free Repair or Replacements	52	9,091	0.6%	0.5%	0.5%	0.8%
% of FP17s Relating to Continuations	198	9,091	2.2%	0.7%	0.7%	0.9%
% of Patients satisfied with the dentistry they have received	3	3	N/A	89.9%	89.1%	92.5%
% of Patients satisfied with the time they had to wait for an appointment	2	3	N/A	79.6%	83.1%	87.0%

* This is based on patients treated on this contract for their most recent course of treatment. Figures in italics indicate the base number of FP17s or Patient Questionnaire responses are less than 100. N/A is shown where the base number of responses is less than 10 during the period. % is calculated as Quantity/Base number*100

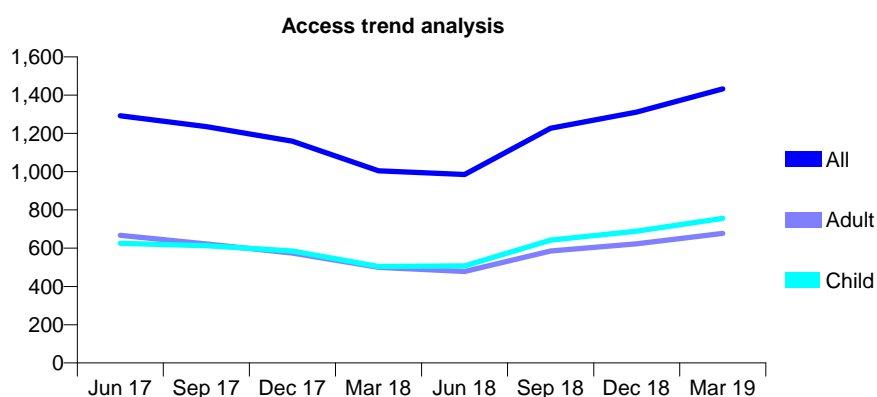
Q61 - Vital Signs At a Glance Contract Report for 159557/0001 - Year end March 2019

Name or company name	Ilford Lane Family Dental Surgery
Contract type name	GDS Contract
Purpose of contract	General
Contract start date	01/04/2013
Contract end date	

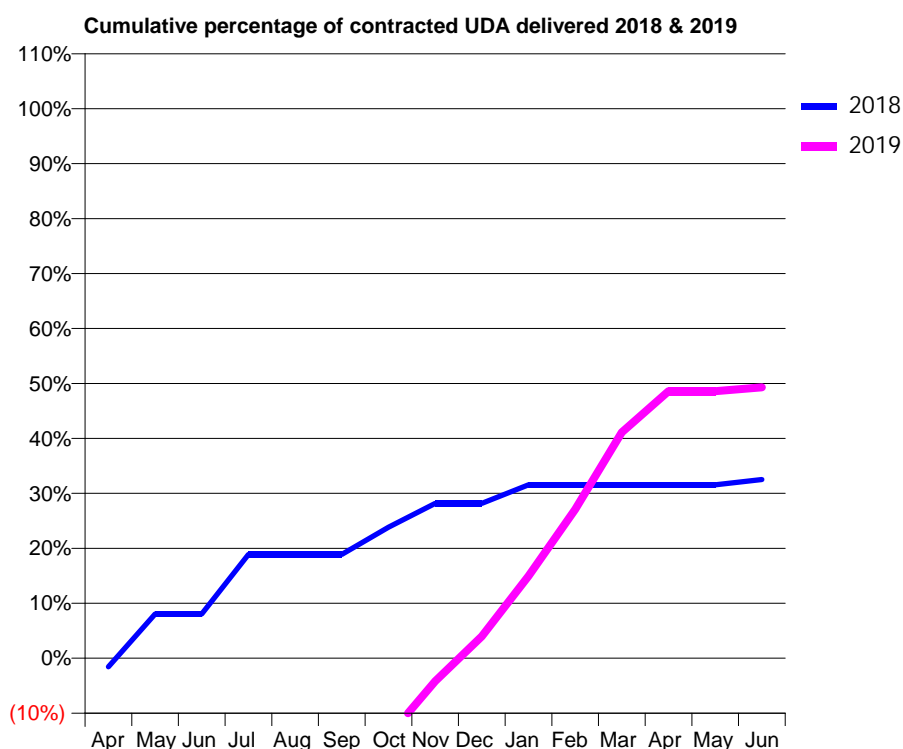
18/19 Contracted general activity (UDA)	4,998
Carry forward general activity (UDA)	2,400
18/19 Contracted orthodontic activity (UOA)	0
Carry forward orthodontic activity (UOA)	0
Baseline contract value	£175,610.76

ACCESS*

Patients seen in 24 months	Total	Change since previous quarter
Quarter ending March 2018	1,004	
Quarter ending June 2018	985	↓
Quarter ending September 2018	1,227	↑
Quarter ending December 2018	1,312	↑
Quarter ending March 2019	1,433	↑
Variance since March 2018	42.7%	↑



ACTIVITY



Month	Adjusted Scheduled Activity (UDA)	
	2018	2019
April	-79	-2,400
May	403	-2,400
June	403	-2,400
July	944	-2,364
August	944	-2,349
September	944	-1,323
October	1,192	-709
November	1,408	-210
December	1,408	200
January	1,578	748
February	1,578	1,354
March	1,578	2,055
April	1,578	2,428
May	1,578	2,428
June	1,626	2,464

QUALITY

	Quantity	Base Number	Contract	AT	Region	England
% of FP17s for the same patient ID Re-attending within 3 months - Children	110	1,126	9.8%	10.7%	11.9%	11.8%
% of FP17s for the same patient ID Re-attending within 3 months - Adults	207	1,054	19.6%	16.1%	16.9%	15.7%
% of FP17s for the same patient ID Re-attending between 3 & 9 months - Children	321	1,126	28.5%	45.1%	48.9%	58.9%
% of FP17s for the same patient ID Re-attending between 3 & 9 months - Adults	204	1,054	19.4%	36.9%	38.9%	50.8%
% of FP17s for Band 1 Urgent Courses	277	1,944	14.2%	10.9%	10.7%	9.1%
% of FP17s Relating to Free Repair or Replacements	0	1,944	0.0%	0.5%	0.5%	0.8%
% of FP17s Relating to Continuations	0	1,944	0.0%	0.7%	0.7%	0.9%
% of Patients satisfied with the dentistry they have received	0	0	N/A	89.9%	89.1%	92.5%
% of Patients satisfied with the time they had to wait for an appointment	0	0	N/A	79.6%	83.1%	87.0%

* This is based on patients treated on this contract for their most recent course of treatment.

Figures in italics indicate the base number of FP17s or Patient Questionnaire responses are less than 100. N/A is shown where the base number of responses is less than 10 during the period. % is calculated as Quantity/Base number*100

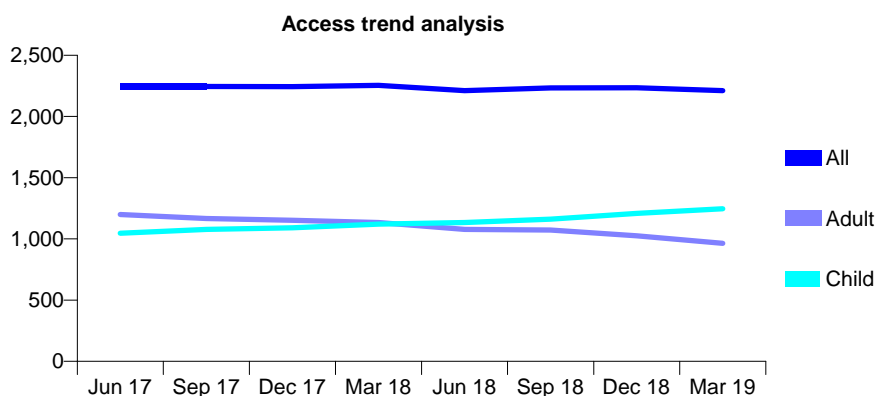
Q61 - Vital Signs At a Glance Contract Report for 160946/0001 - Year end March 2019

Name or company name	Drs Landau & Lauffer
Contract type name	GDS Contract
Purpose of contract	General
Contract start date	08/02/2014
Contract end date	

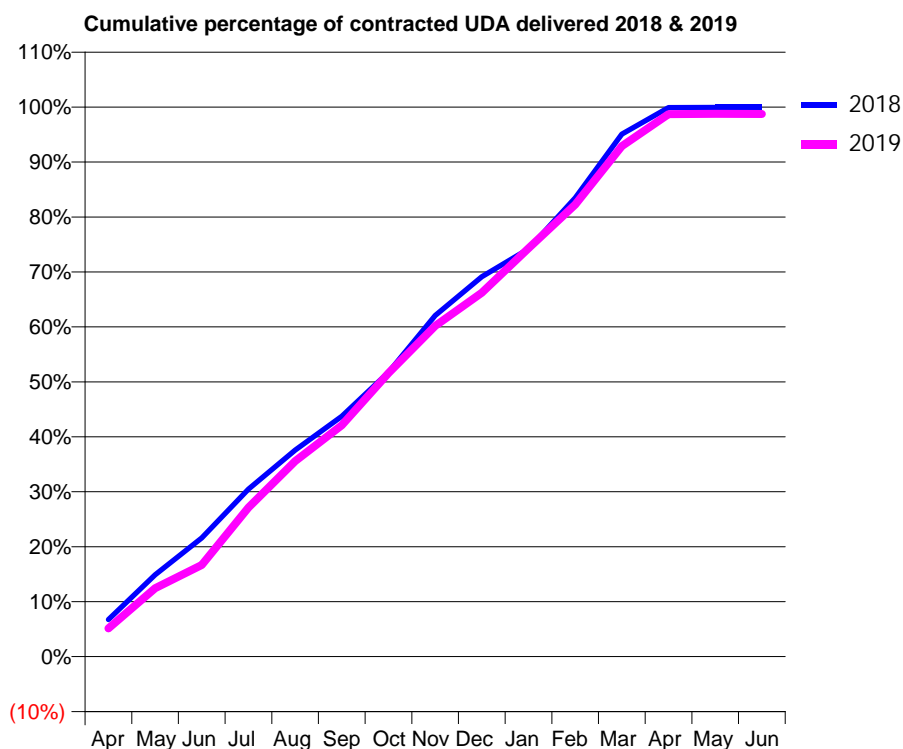
18/19 Contracted general activity (UDA)	6,500
Carry forward general activity (UDA)	5
18/19 Contracted orthodontic activity (UOA)	0
Carry forward orthodontic activity (UOA)	0
Baseline contract value	£179,934.70

ACCESS*

Patients seen in 24 months	Total	Change since previous quarter
Quarter ending March 2018	2,254	
Quarter ending June 2018	2,211	↓
Quarter ending September 2018	2,234	→
Quarter ending December 2018	2,235	→
Quarter ending March 2019	2,211	↓
Variance since March 2018	(1.9%)	↓



ACTIVITY



Month	Adjusted Scheduled Activity (UDA)	
	2018	2019
April	438	334
May	967	810
June	1,404	1,084
July	1,981	1,765
August	2,443	2,314
September	2,841	2,736
October	3,363	3,353
November	4,035	3,913
December	4,494	4,304
January	4,822	4,830
February	5,427	5,346
March	6,180	6,037
April	6,493	6,417
May	6,494	6,421
June	6,494	6,418

QUALITY

	Quantity	Base Number	Contract	AT	Region	England
% of FP17s for the same patient ID Re-attending within 3 months - Children	99	1,500	6.6%	10.7%	11.9%	11.8%
% of FP17s for the same patient ID Re-attending within 3 months - Adults	175	913	19.2%	16.1%	16.9%	15.7%
% of FP17s for the same patient ID Re-attending between 3 & 9 months - Children	694	1,500	46.3%	45.1%	48.9%	58.9%
% of FP17s for the same patient ID Re-attending between 3 & 9 months - Adults	304	913	33.3%	36.9%	38.9%	50.8%
% of FP17s for Band 1 Urgent Courses	188	2,411	7.8%	10.9%	10.7%	9.1%
% of FP17s Relating to Free Repair or Replacements	1	2,411	0.0%	0.5%	0.5%	0.8%
% of FP17s Relating to Continuations	0	2,411	0.0%	0.7%	0.7%	0.9%
% of Patients satisfied with the dentistry they have received	1	1	N/A	89.9%	89.1%	92.5%
% of Patients satisfied with the time they had to wait for an appointment	1	1	N/A	79.6%	83.1%	87.0%

* This is based on patients treated on this contract for their most recent course of treatment. Figures in italics indicate the base number of FP17s or Patient Questionnaire responses are less than 100. N/A is shown where the base number of responses is less than 10 during the period. % is calculated as Quantity/Base number*100

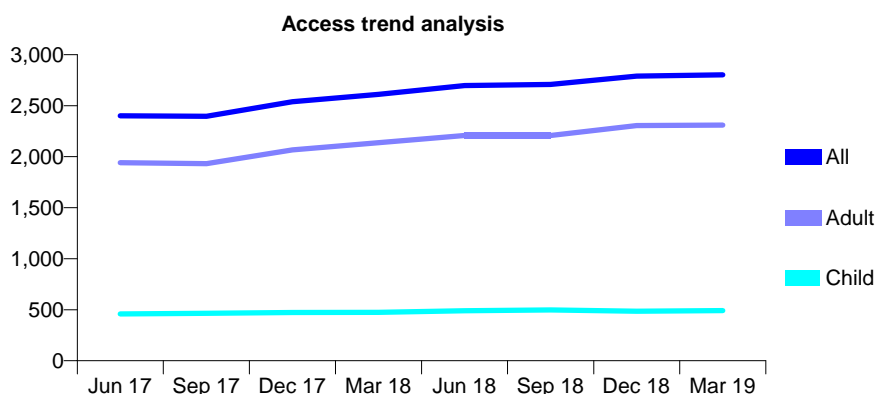
Q61 - Vital Signs At a Glance Contract Report for 161462/0001 - Year end March 2019

Name or company name	NEWHAM FAMILY DENTAL CARE LTD
Contract type name	GDS Contract
Purpose of contract	General
Contract start date	15/10/2012
Contract end date	

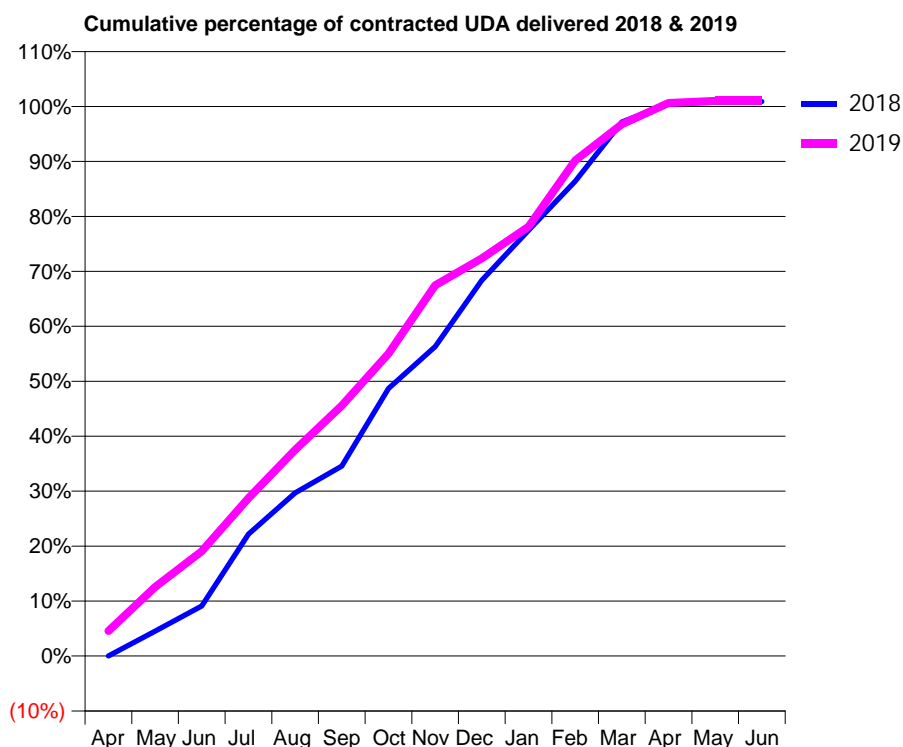
18/19 Contracted general activity (UDA)	6,000
Carry forward general activity (UDA)	-53
18/19 Contracted orthodontic activity (UOA)	0
Carry forward orthodontic activity (UOA)	0
Baseline contract value	£186,196.47

ACCESS*

Patients seen in 24 months	Total	Change since previous quarter
Quarter ending March 2018	2,611	
Quarter ending June 2018	2,697	↑
Quarter ending September 2018	2,708	→
Quarter ending December 2018	2,790	↑
Quarter ending March 2019	2,802	→
Variance since March 2018	7.3%	↑



ACTIVITY



Month	Adjusted Scheduled Activity (UDA)	
	2018	2019
April	0	275
May	271	754
June	547	1,143
July	1,331	1,724
August	1,781	2,252
September	2,073	2,734
October	2,920	3,301
November	3,379	4,048
December	4,102	4,341
January	4,648	4,687
February	5,182	5,410
March	5,829	5,805
April	6,029	6,038
May	6,047	6,061
June	6,053	6,061

QUALITY

	Quantity	Base Number	Contract	AT	Region	England
% of FP17s for the same patient ID Re-attending within 3 months - Children	32	535	6.0%	10.7%	11.9%	11.8%
% of FP17s for the same patient ID Re-attending within 3 months - Adults	256	2,173	11.8%	16.1%	16.9%	15.7%
% of FP17s for the same patient ID Re-attending between 3 & 9 months - Children	221	535	41.3%	45.1%	48.9%	58.9%
% of FP17s for the same patient ID Re-attending between 3 & 9 months - Adults	602	2,173	27.7%	36.9%	38.9%	50.8%
% of FP17s for Band 1 Urgent Courses	576	2,741	21.0%	10.9%	10.7%	9.1%
% of FP17s Relating to Free Repair or Replacements	18	2,741	0.7%	0.5%	0.5%	0.8%
% of FP17s Relating to Continuations	3	2,741	0.1%	0.7%	0.7%	0.9%
% of Patients satisfied with the dentistry they have received	0	0	N/A	89.9%	89.1%	92.5%
% of Patients satisfied with the time they had to wait for an appointment	0	0	N/A	79.6%	83.1%	87.0%

* This is based on patients treated on this contract for their most recent course of treatment. Figures in italics indicate the base number of FP17s or Patient Questionnaire responses are less than 100. N/A is shown where the base number of responses is less than 10 during the period. % is calculated as Quantity/Base number*100

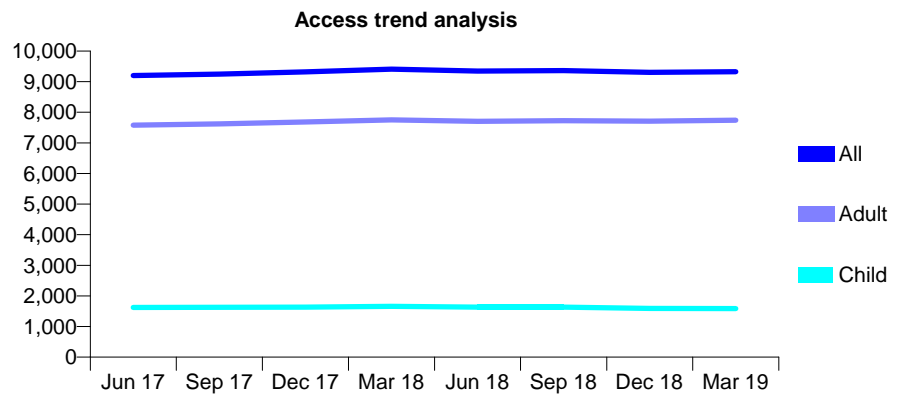
Q61 - Vital Signs At a Glance Contract Report for 162574/0001 - Year end March 2019

Name or company name	10 Hall Lane Dental Practice Ltd
Contract type name	GDS Contract
Purpose of contract	General
Contract start date	01/04/2010
Contract end date	

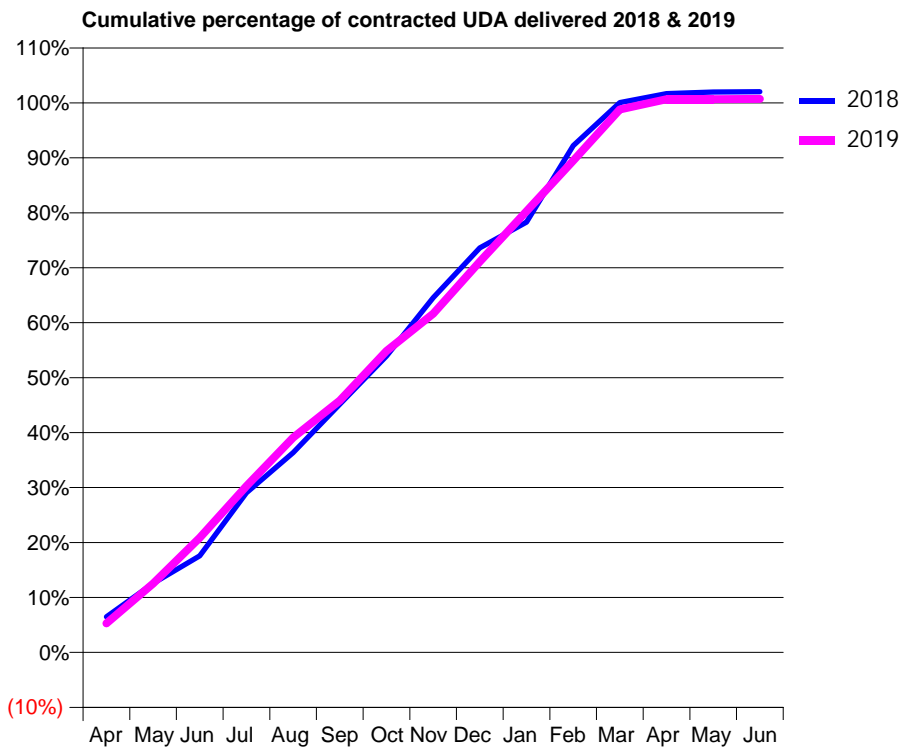
18/19 Contracted general activity (UDA)	21,964
Carry forward general activity (UDA)	-439
18/19 Contracted orthodontic activity (UOA)	0
Carry forward orthodontic activity (UOA)	0
Baseline contract value	£725,839.63

ACCESS*

Patients seen in 24 months	Total	Change since previous quarter
Quarter ending March 2018	9,411	
Quarter ending June 2018	9,344	→
Quarter ending September 2018	9,361	→
Quarter ending December 2018	9,305	→
Quarter ending March 2019	9,327	→
Variance since March 2018	(0.9%)	→



ACTIVITY



Month	Adjusted Scheduled Activity (UDA)	
	2018	2019
April	1,427	1,162
May	2,756	2,755
June	3,864	4,589
July	6,380	6,647
August	7,988	8,591
September	9,914	10,065
October	11,841	12,049
November	14,175	13,539
December	16,168	15,614
January	17,199	17,627
February	20,254	19,654
March	21,973	21,703
April	22,337	22,108
May	22,393	22,113
June	22,411	22,122

QUALITY

	Quantity	Base Number	Contract	AT	Region	England
% of FP17s for the same patient ID Re-attending within 3 months - Children	95	1,899	5.0%	10.7%	11.9%	11.8%
% of FP17s for the same patient ID Re-attending within 3 months - Adults	1,230	9,190	13.4%	16.1%	16.9%	15.7%
% of FP17s for the same patient ID Re-attending between 3 & 9 months - Children	872	1,899	45.9%	45.1%	48.9%	58.9%
% of FP17s for the same patient ID Re-attending between 3 & 9 months - Adults	3,471	9,190	37.8%	36.9%	38.9%	50.8%
% of FP17s for Band 1 Urgent Courses	971	11,093	8.8%	10.9%	10.7%	9.1%
% of FP17s Relating to Free Repair or Replacements	109	11,093	1.0%	0.5%	0.5%	0.8%
% of FP17s Relating to Continuations	47	11,093	0.4%	0.7%	0.7%	0.9%
% of Patients satisfied with the dentistry they have received	2	2	N/A	89.9%	89.1%	92.5%
% of Patients satisfied with the time they had to wait for an appointment	2	2	N/A	79.6%	83.1%	87.0%

* This is based on patients treated on this contract for their most recent course of treatment. Figures in italics indicate the base number of FP17s or Patient Questionnaire responses are less than 100. N/A is shown where the base number of responses is less than 10 during the period. % is calculated as Quantity/Base number*100

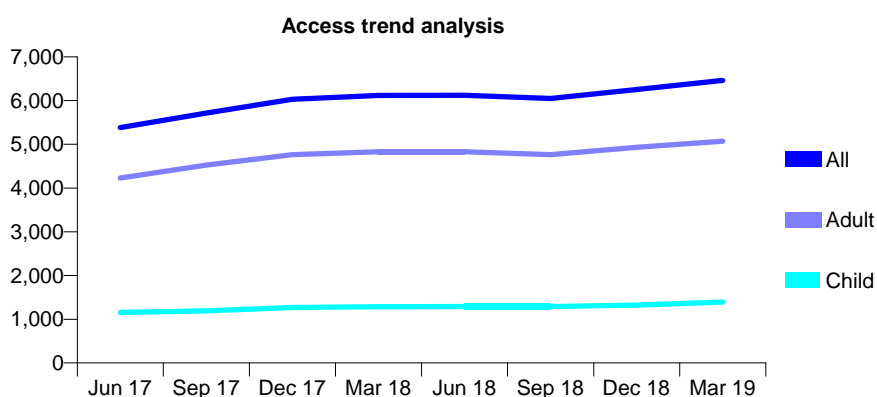
Q61 - Vital Signs At a Glance Contract Report for 164461/0001 - Year end March 2019

Name or company name	Mohsin Ali
Contract type name	GDS Contract
Purpose of contract	General
Contract start date	01/12/2015
Contract end date	

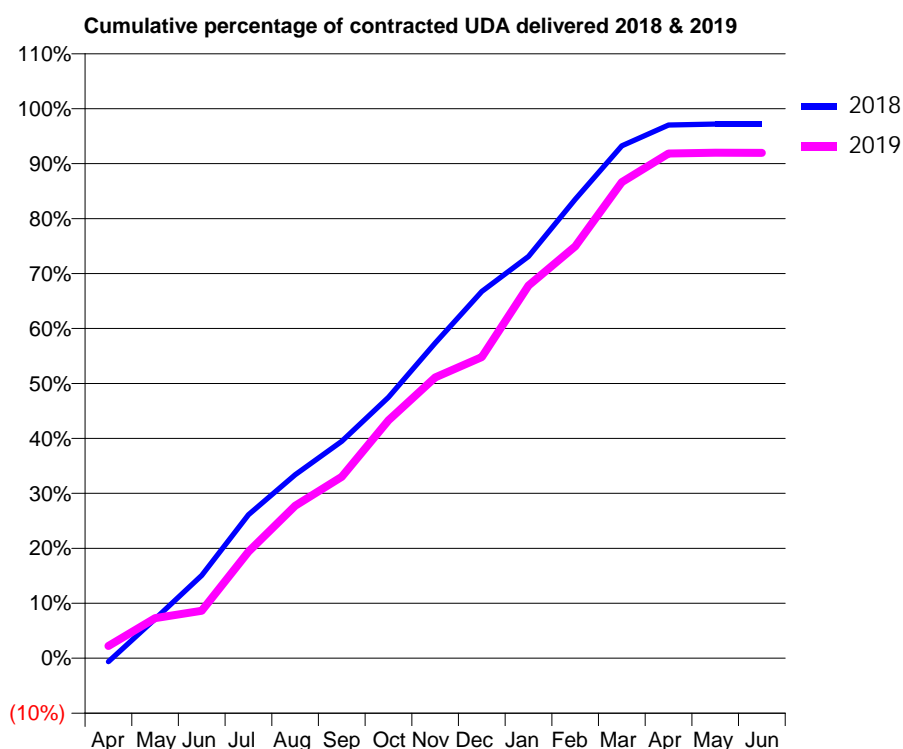
18/19 Contracted general activity (UDA)	14,800
Carry forward general activity (UDA)	117
18/19 Contracted orthodontic activity (UOA)	0
Carry forward orthodontic activity (UOA)	0
Baseline contract value	£287,501.81

ACCESS*

Patients seen in 24 months	Total	Change since previous quarter
Quarter ending March 2018	6,117	
Quarter ending June 2018	6,121	→
Quarter ending September 2018	6,051	↓
Quarter ending December 2018	6,255	↑
Quarter ending March 2019	6,462	↑
Variance since March 2018	5.6%	↑



ACTIVITY



Month	Adjusted Scheduled Activity (UDA)	
	2018	2019
April	-94	328
May	1,059	1,078
June	2,231	1,275
July	3,863	2,866
August	4,939	4,107
September	5,842	4,885
October	7,026	6,404
November	8,489	7,562
December	9,875	8,113
January	10,818	10,036
February	12,362	11,092
March	13,802	12,820
April	14,361	13,592
May	14,387	13,613
June	14,387	13,609

QUALITY

	Quantity	Base Number	Contract	AT	Region	England
% of FP17s for the same patient ID Re-attending within 3 months - Children	69	1,827	3.8%	10.7%	11.9%	11.8%
% of FP17s for the same patient ID Re-attending within 3 months - Adults	758	6,153	12.3%	16.1%	16.9%	15.7%
% of FP17s for the same patient ID Re-attending between 3 & 9 months - Children	938	1,827	51.3%	45.1%	48.9%	58.9%
% of FP17s for the same patient ID Re-attending between 3 & 9 months - Adults	2,721	6,153	44.2%	36.9%	38.9%	50.8%
% of FP17s for Band 1 Urgent Courses	702	7,402	9.5%	10.9%	10.7%	9.1%
% of FP17s Relating to Free Repair or Replacements	52	7,402	0.7%	0.5%	0.5%	0.8%
% of FP17s Relating to Continuations	69	7,402	0.9%	0.7%	0.7%	0.9%
% of Patients satisfied with the dentistry they have received	2	2	N/A	89.9%	89.1%	92.5%
% of Patients satisfied with the time they had to wait for an appointment	2	2	N/A	79.6%	83.1%	87.0%

* This is based on patients treated on this contract for their most recent course of treatment.

Figures in italics indicate the base number of FP17s or Patient Questionnaire responses are less than 100. N/A is shown where the base number of responses is less than 10 during the period. % is calculated as Quantity/Base number*100

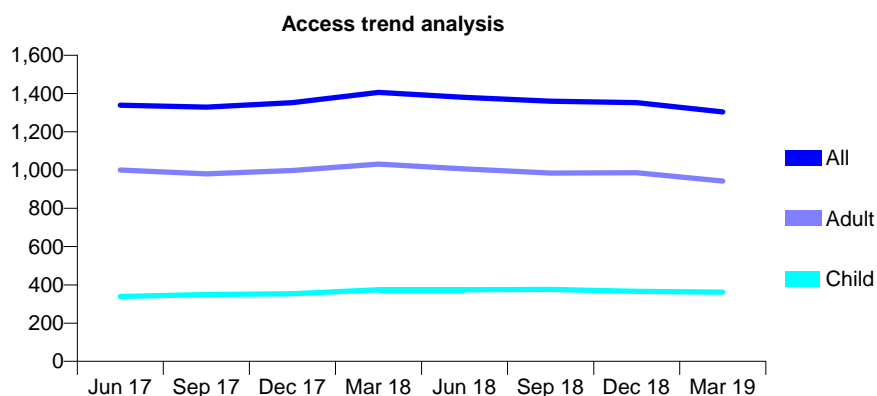
Q61 - Vital Signs At a Glance Contract Report for 165069/0001 - Year end March 2019

Name or company name	The Fenton Dental Surgery
Contract type name	GDS Contract
Purpose of contract	General
Contract start date	01/02/2015
Contract end date	

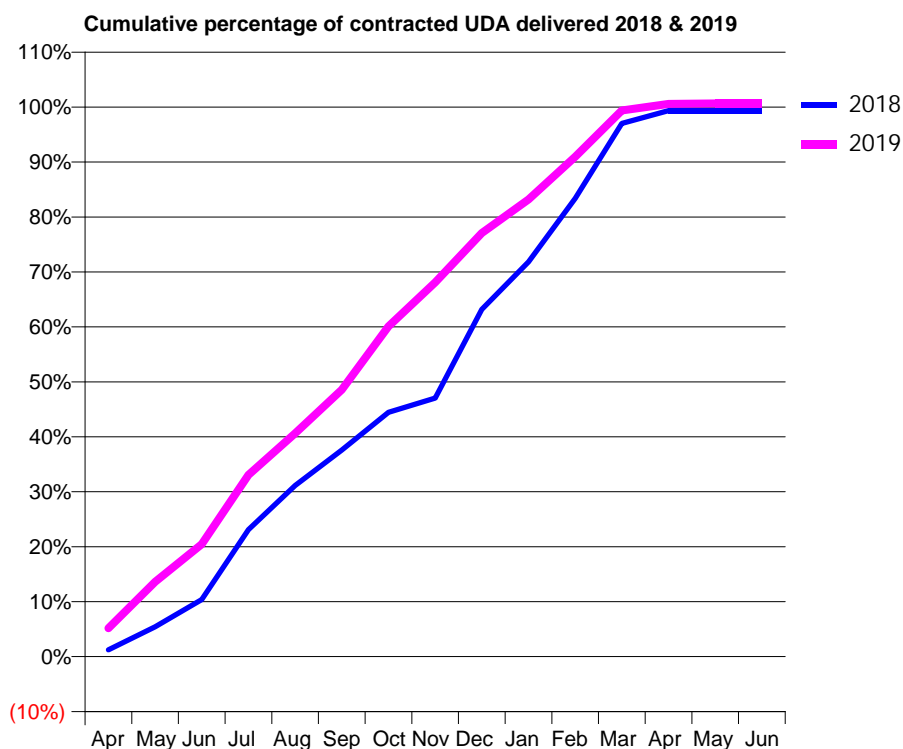
18/19 Contracted general activity (UDA)	4,369
Carry forward general activity (UDA)	29
18/19 Contracted orthodontic activity (UOA)	0
Carry forward orthodontic activity (UOA)	0
Baseline contract value	£128,460.78

ACCESS*

Patients seen in 24 months	Total	Change since previous quarter
Quarter ending March 2018	1,406	
Quarter ending June 2018	1,380	↓
Quarter ending September 2018	1,360	↓
Quarter ending December 2018	1,352	→
Quarter ending March 2019	1,304	↓
Variance since March 2018	(7.3%)	↓



ACTIVITY



Month	Adjusted Scheduled Activity (UDA)	
	2018	2019
April	55	226
May	237	595
June	454	895
July	1,010	1,445
August	1,361	1,776
September	1,642	2,122
October	1,941	2,625
November	2,055	2,975
December	2,761	3,367
January	3,138	3,635
February	3,644	3,974
March	4,238	4,342
April	4,340	4,394
May	4,340	4,398
June	4,340	4,398

QUALITY

	Quantity	Base Number	Contract	AT	Region	England
% of FP17s for the same patient ID Re-attending within 3 months - Children	40	494	8.1%	10.7%	11.9%	11.8%
% of FP17s for the same patient ID Re-attending within 3 months - Adults	176	1,164	15.1%	16.1%	16.9%	15.7%
% of FP17s for the same patient ID Re-attending between 3 & 9 months - Children	258	494	52.2%	45.1%	48.9%	58.9%
% of FP17s for the same patient ID Re-attending between 3 & 9 months - Adults	597	1,164	51.3%	36.9%	38.9%	50.8%
% of FP17s for Band 1 Urgent Courses	104	1,627	6.4%	10.9%	10.7%	9.1%
% of FP17s Relating to Free Repair or Replacements	11	1,627	0.7%	0.5%	0.5%	0.8%
% of FP17s Relating to Continuations	11	1,627	0.7%	0.7%	0.7%	0.9%
% of Patients satisfied with the dentistry they have received	0	0	N/A	89.9%	89.1%	92.5%
% of Patients satisfied with the time they had to wait for an appointment	0	0	N/A	79.6%	83.1%	87.0%

* This is based on patients treated on this contract for their most recent course of treatment. Figures in italics indicate the base number of FP17s or Patient Questionnaire responses are less than 100. N/A is shown where the base number of responses is less than 10 during the period. % is calculated as Quantity/Base number*100

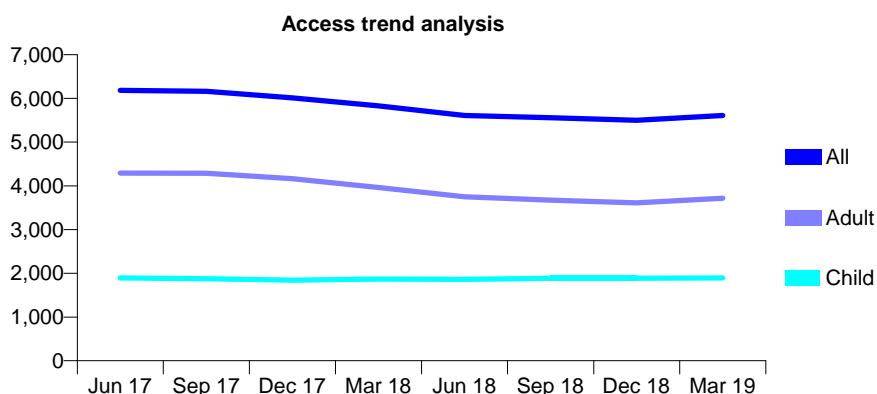
Q61 - Vital Signs At a Glance Contract Report for 165336/0001 - Year end March 2019

Name or company name	Inspire Dental
Contract type name	GDS Contract
Purpose of contract	General
Contract start date	01/07/2015
Contract end date	

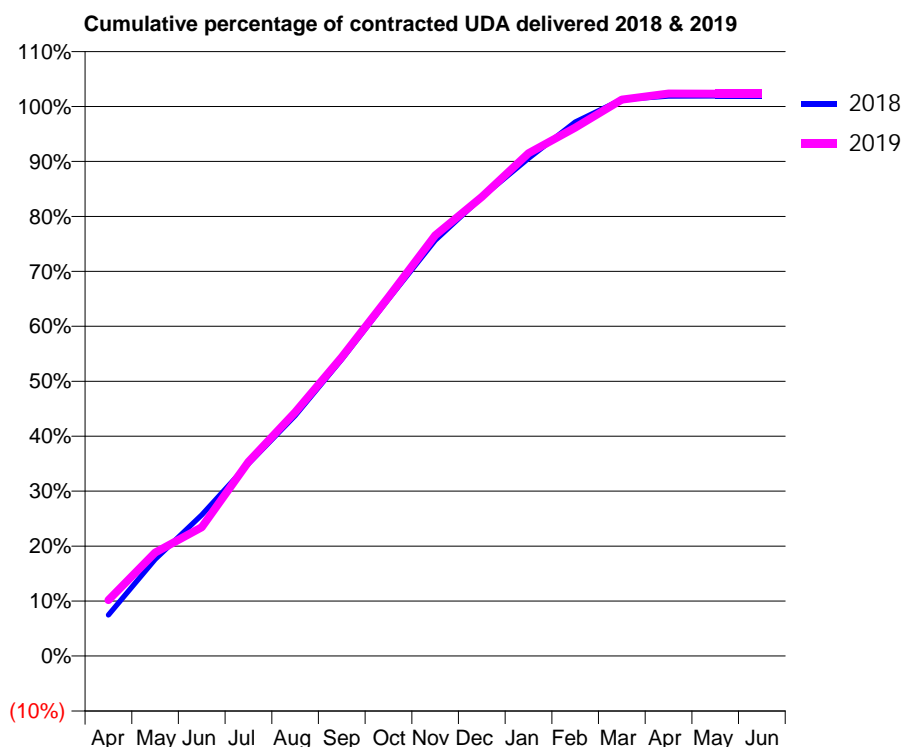
18/19 Contracted general activity (UDA)	15,860
Carry forward general activity (UDA)	-301
18/19 Contracted orthodontic activity (UOA)	0
Carry forward orthodontic activity (UOA)	0
Baseline contract value	£449,590.86

ACCESS*

Patients seen in 24 months	Total	Change since previous quarter
Quarter ending March 2018	5,828	
Quarter ending June 2018	5,612	↓
Quarter ending September 2018	5,559	→
Quarter ending December 2018	5,498	↓
Quarter ending March 2019	5,611	↑
Variance since March 2018	(3.7%)	↓



ACTIVITY



Month	Adjusted Scheduled Activity (UDA)	
	2018	2019
April	1,187	1,614
May	2,794	2,984
June	4,071	3,714
July	5,547	5,604
August	6,941	7,037
September	8,563	8,628
October	10,300	10,360
November	11,997	12,142
December	13,236	13,251
January	14,363	14,507
February	15,413	15,249
March	16,064	16,057
April	16,159	16,233
May	16,163	16,228
June	16,161	16,228

QUALITY

	Quantity	Base Number	Contract	AT	Region	England
% of FP17s for the same patient ID Re-attending within 3 months - Children	79	2,546	3.1%	10.7%	11.9%	11.8%
% of FP17s for the same patient ID Re-attending within 3 months - Adults	228	3,460	6.6%	16.1%	16.9%	15.7%
% of FP17s for the same patient ID Re-attending between 3 & 9 months - Children	1,444	2,546	56.7%	45.1%	48.9%	58.9%
% of FP17s for the same patient ID Re-attending between 3 & 9 months - Adults	1,516	3,460	43.8%	36.9%	38.9%	50.8%
% of FP17s for Band 1 Urgent Courses	167	6,063	2.8%	10.9%	10.7%	9.1%
% of FP17s Relating to Free Repair or Replacements	1	6,063	0.0%	0.5%	0.5%	0.8%
% of FP17s Relating to Continuations	0	6,063	0.0%	0.7%	0.7%	0.9%
% of Patients satisfied with the dentistry they have received	0	1	N/A	89.9%	89.1%	92.5%
% of Patients satisfied with the time they had to wait for an appointment	0	1	N/A	79.6%	83.1%	87.0%

* This is based on patients treated on this contract for their most recent course of treatment. Figures in italics indicate the base number of FP17s or Patient Questionnaire responses are less than 100. N/A is shown where the base number of responses is less than 10 during the period. % is calculated as Quantity/Base number*100

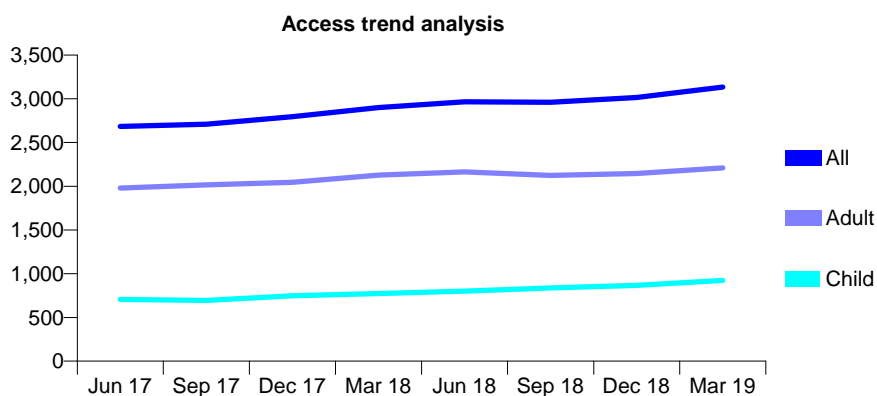
Q61 - Vital Signs At a Glance Contract Report for 165476/0001 - Year end March 2019

Name or company name	Altmore Dental Care
Contract type name	GDS Contract
Purpose of contract	General
Contract start date	28/12/2012
Contract end date	

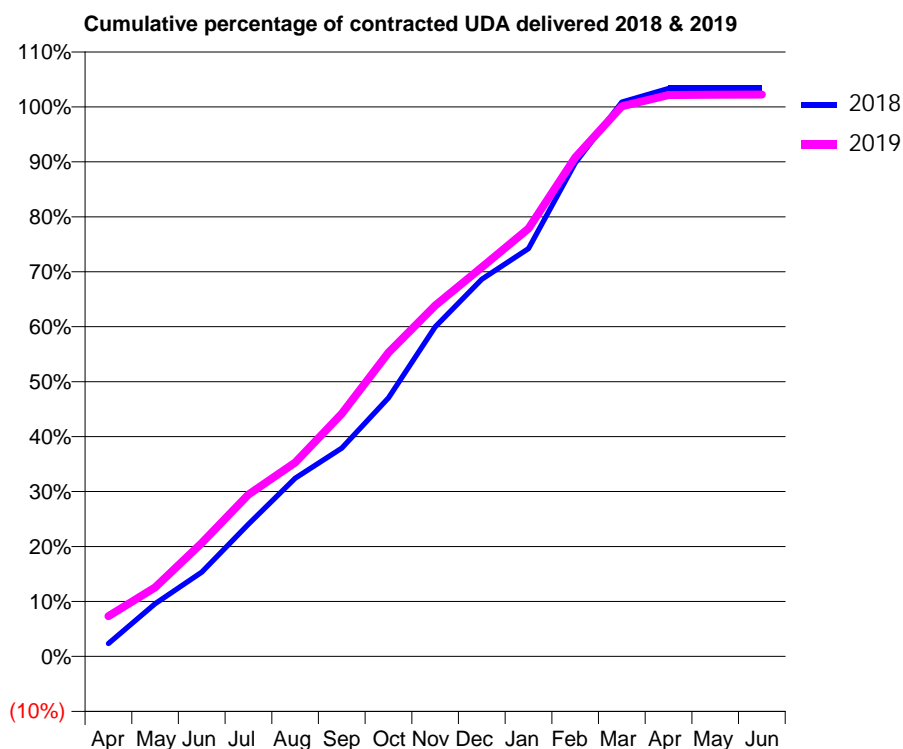
18/19 Contracted general activity (UDA)	7,716
Carry forward general activity (UDA)	-154
18/19 Contracted orthodontic activity (UOA)	0
Carry forward orthodontic activity (UOA)	0
Baseline contract value	£230,971.65

ACCESS*

Patients seen in 24 months	Total	Change since previous quarter
Quarter ending March 2018	2,900	
Quarter ending June 2018	2,965	↑
Quarter ending September 2018	2,961	→
Quarter ending December 2018	3,014	→
Quarter ending March 2019	3,134	↑
Variance since March 2018	8.1%	↑



ACTIVITY



Month	Adjusted Scheduled Activity (UDA)	
	2018	2019
April	182	565
May	741	969
June	1,184	1,592
July	1,857	2,273
August	2,502	2,723
September	2,926	3,408
October	3,630	4,266
November	4,628	4,926
December	5,294	5,464
January	5,727	6,007
February	6,929	7,006
March	7,782	7,726
April	7,973	7,882
May	7,973	7,886
June	7,973	7,887

QUALITY

	Quantity	Base Number	Contract	AT	Region	England
% of FP17s for the same patient ID Re-attending within 3 months - Children	151	1,100	13.7%	10.7%	11.9%	11.8%
% of FP17s for the same patient ID Re-attending within 3 months - Adults	479	2,361	20.3%	16.1%	16.9%	15.7%
% of FP17s for the same patient ID Re-attending between 3 & 9 months - Children	330	1,100	30.0%	45.1%	48.9%	58.9%
% of FP17s for the same patient ID Re-attending between 3 & 9 months - Adults	583	2,361	24.7%	36.9%	38.9%	50.8%
% of FP17s for Band 1 Urgent Courses	692	3,451	20.1%	10.9%	10.7%	9.1%
% of FP17s Relating to Free Repair or Replacements	8	3,451	0.2%	0.5%	0.5%	0.8%
% of FP17s Relating to Continuations	4	3,451	0.1%	0.7%	0.7%	0.9%
% of Patients satisfied with the dentistry they have received	0	0	N/A	89.9%	89.1%	92.5%
% of Patients satisfied with the time they had to wait for an appointment	0	0	N/A	79.6%	83.1%	87.0%

* This is based on patients treated on this contract for their most recent course of treatment.

Figures in italics indicate the base number of FP17s or Patient Questionnaire responses are less than 100. N/A is shown where the base number of responses is less than 10 during the period. % is calculated as Quantity/Base number*100

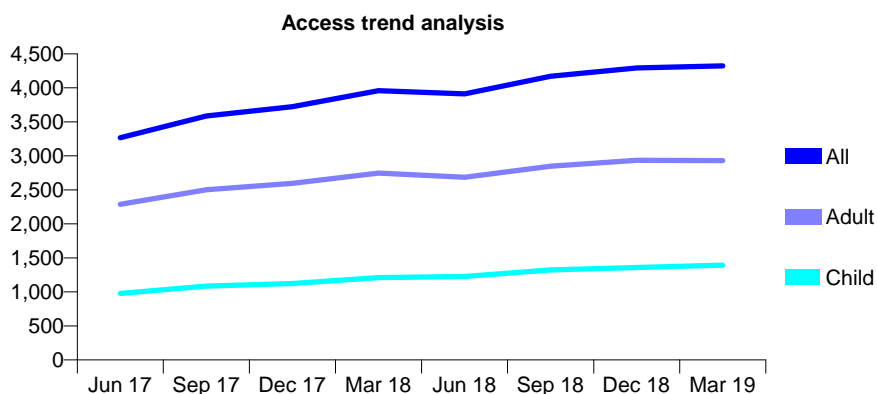
Q61 - Vital Signs At a Glance Contract Report for 165484/0001 - Year end March 2019

Name or company name	Romford Smile Dental Practice Limited
Contract type name	GDS Contract
Purpose of contract	General
Contract start date	04/12/2009
Contract end date	

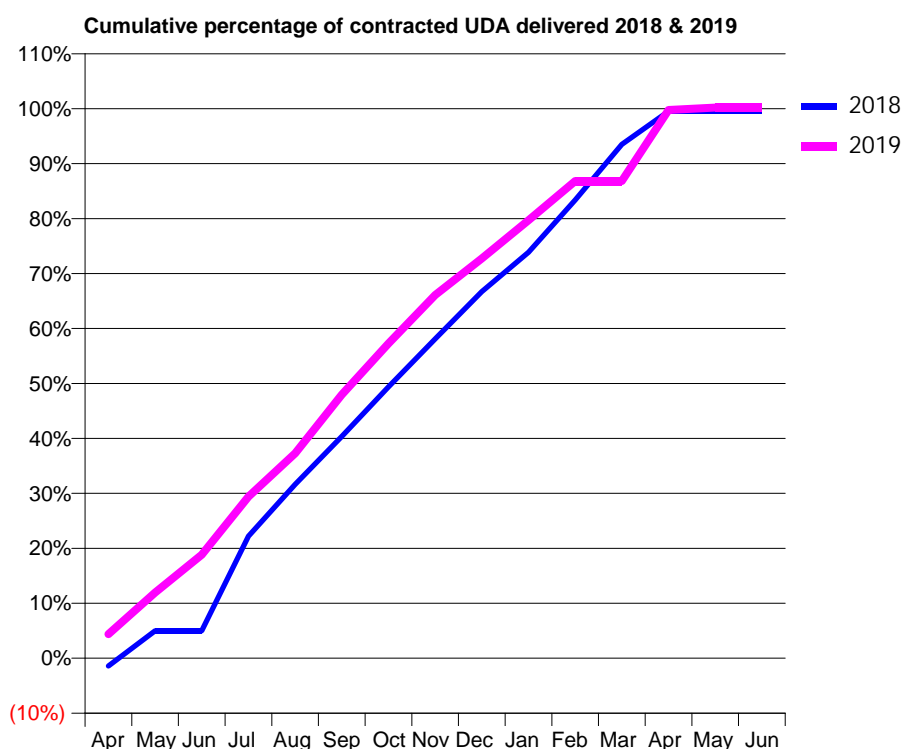
18/19 Contracted general activity (UDA)	10,634
Carry forward general activity (UDA)	50
18/19 Contracted orthodontic activity (UOA)	0
Carry forward orthodontic activity (UOA)	0
Baseline contract value	£296,027.38

ACCESS*

Patients seen in 24 months	Total	Change since previous quarter
Quarter ending March 2018	3,958	
Quarter ending June 2018	3,913	↓
Quarter ending September 2018	4,170	↑
Quarter ending December 2018	4,294	↑
Quarter ending March 2019	4,325	→
Variance since March 2018	9.3%	↑



ACTIVITY



Month	Adjusted Scheduled Activity (UDA)	
	2018	2019
April	-150	465
May	532	1,271
June	532	2,001
July	2,363	3,125
August	3,364	3,966
September	4,289	5,097
October	5,250	6,088
November	6,178	7,028
December	7,091	7,734
January	7,853	8,473
February	8,869	9,231
March	9,941	9,231
April	10,584	10,606
May	10,584	10,653
June	10,584	10,653

QUALITY

	Quantity	Base Number	Contract	AT	Region	England
% of FP17s for the same patient ID Re-attending within 3 months - Children	103	1,502	6.9%	10.7%	11.9%	11.8%
% of FP17s for the same patient ID Re-attending within 3 months - Adults	309	2,918	10.6%	16.1%	16.9%	15.7%
% of FP17s for the same patient ID Re-attending between 3 & 9 months - Children	701	1,502	46.7%	45.1%	48.9%	58.9%
% of FP17s for the same patient ID Re-attending between 3 & 9 months - Adults	1,309	2,918	44.9%	36.9%	38.9%	50.8%
% of FP17s for Band 1 Urgent Courses	479	4,811	10.0%	10.9%	10.7%	9.1%
% of FP17s Relating to Free Repair or Replacements	17	4,811	0.4%	0.5%	0.5%	0.8%
% of FP17s Relating to Continuations	7	4,811	0.1%	0.7%	0.7%	0.9%
% of Patients satisfied with the dentistry they have received	0	0	N/A	89.9%	89.1%	92.5%
% of Patients satisfied with the time they had to wait for an appointment	0	0	N/A	79.6%	83.1%	87.0%

* This is based on patients treated on this contract for their most recent course of treatment.

Figures in italics indicate the base number of FP17s or Patient Questionnaire responses are less than 100. N/A is shown where the base number of responses is less than 10 during the period. % is calculated as Quantity/Base number*100

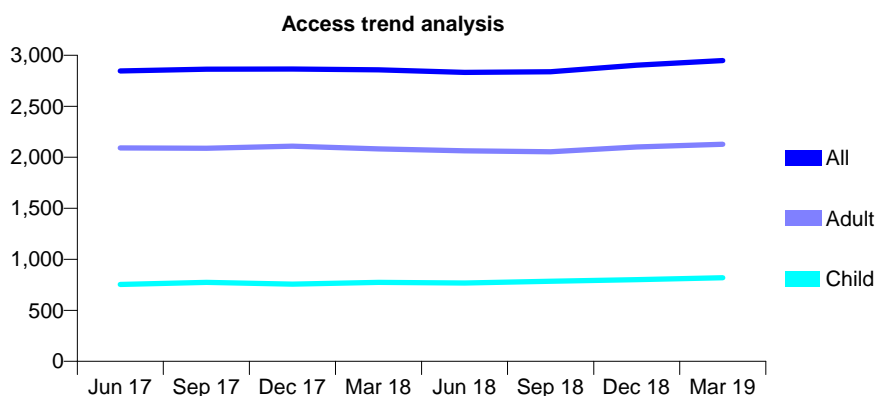
Q61 - Vital Signs At a Glance Contract Report for 166251/0001 - Year end March 2019

Name or company name	Bowes Road Dental Practice
Contract type name	GDS Contract
Purpose of contract	General
Contract start date	01/04/2014
Contract end date	

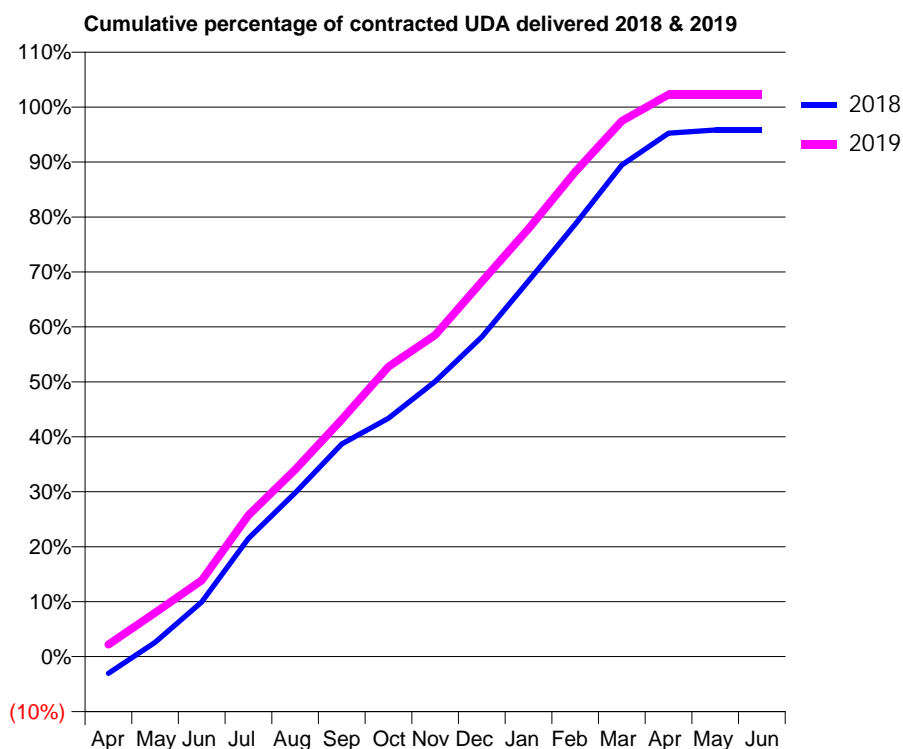
18/19 Contracted general activity (UDA)	8,771
Carry forward general activity (UDA)	0
18/19 Contracted orthodontic activity (UOA)	0
Carry forward orthodontic activity (UOA)	0
Baseline contract value	£233,806.25

ACCESS*

Patients seen in 24 months	Total	Change since previous quarter
Quarter ending March 2018	2,857	
Quarter ending June 2018	2,832	→
Quarter ending September 2018	2,839	→
Quarter ending December 2018	2,902	↑
Quarter ending March 2019	2,948	→
Variance since March 2018	3.2%	↑



ACTIVITY



Month	Adjusted Scheduled Activity (UDA)	
	2018	2019
April	-270	193
May	228	702
June	872	1,217
July	1,887	2,257
August	2,614	2,985
September	3,393	3,784
October	3,804	4,627
November	4,391	5,132
December	5,104	5,985
January	5,997	6,828
February	6,900	7,737
March	7,845	8,549
April	8,353	8,968
May	8,405	8,971
June	8,405	8,971

QUALITY

	Quantity	Base Number	Contract	AT	Region	England
% of FP17s for the same patient ID Re-attending within 3 months - Children	122	1,093	11.2%	10.7%	11.9%	11.8%
% of FP17s for the same patient ID Re-attending within 3 months - Adults	426	2,148	19.8%	16.1%	16.9%	15.7%
% of FP17s for the same patient ID Re-attending between 3 & 9 months - Children	457	1,093	41.8%	45.1%	48.9%	58.9%
% of FP17s for the same patient ID Re-attending between 3 & 9 months - Adults	621	2,148	28.9%	36.9%	38.9%	50.8%
% of FP17s for Band 1 Urgent Courses	379	3,214	11.8%	10.9%	10.7%	9.1%
% of FP17s Relating to Free Repair or Replacements	31	3,214	1.0%	0.5%	0.5%	0.8%
% of FP17s Relating to Continuations	63	3,214	2.0%	0.7%	0.7%	0.9%
% of Patients satisfied with the dentistry they have received	1	1	N/A	89.9%	89.1%	92.5%
% of Patients satisfied with the time they had to wait for an appointment	1	1	N/A	79.6%	83.1%	87.0%

* This is based on patients treated on this contract for their most recent course of treatment. Figures in italics indicate the base number of FP17s or Patient Questionnaire responses are less than 100. N/A is shown where the base number of responses is less than 10 during the period. % is calculated as Quantity/Base number*100

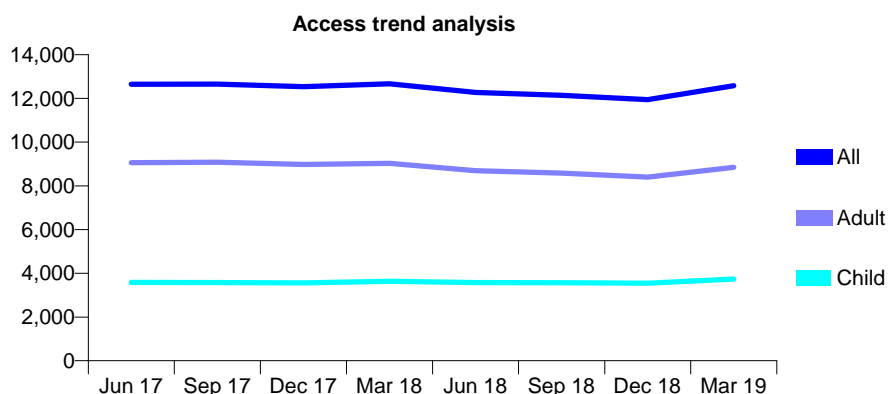
Q61 - Vital Signs At a Glance Contract Report for 166618/0001 - Year end March 2019

Name or company name	DENTAL ARTS STUDIO (DENTAL CARE)
Contract type name	GDS Contract
Purpose of contract	General
Contract start date	01/06/2010
Contract end date	

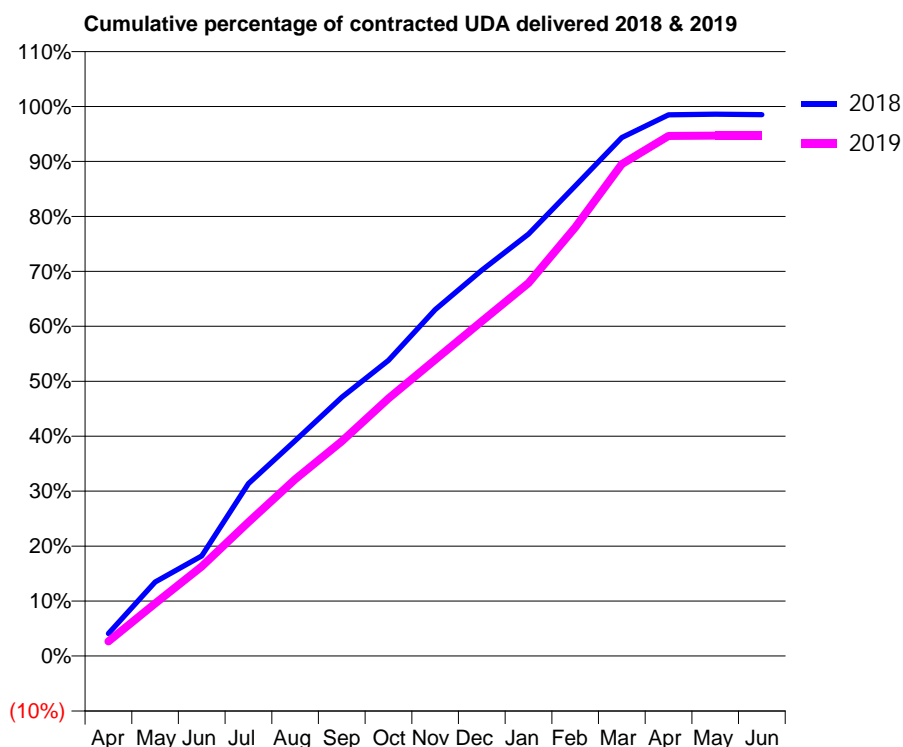
18/19 Contracted general activity (UDA)	34,835
Carry forward general activity (UDA)	520
18/19 Contracted orthodontic activity (UOA)	0
Carry forward orthodontic activity (UOA)	0
Baseline contract value	£931,233.36

ACCESS*

Patients seen in 24 months	Total	Change since previous quarter
Quarter ending March 2018	12,666	
Quarter ending June 2018	12,271	↓
Quarter ending September 2018	12,143	↓
Quarter ending December 2018	11,944	↓
Quarter ending March 2019	12,584	↑
Variance since March 2018	(0.6%)	→



ACTIVITY



Month	Adjusted Scheduled Activity (UDA)	
	2018	2019
April	1,422	933
May	4,692	3,335
June	6,341	5,679
July	10,938	8,490
August	13,650	11,203
September	16,406	13,609
October	18,745	16,329
November	21,957	18,788
December	24,456	21,212
January	26,745	23,644
February	29,806	27,175
March	32,860	31,178
April	34,301	32,962
May	34,342	32,988
June	34,315	32,988

QUALITY

	Quantity	Base Number	Contract	AT	Region	England
% of FP17s for the same patient ID Re-attending within 3 months - Children	286	4,452	6.4%	10.7%	11.9%	11.8%
% of FP17s for the same patient ID Re-attending within 3 months - Adults	1,111	9,054	12.3%	16.1%	16.9%	15.7%
% of FP17s for the same patient ID Re-attending between 3 & 9 months - Children	1,899	4,452	42.7%	45.1%	48.9%	58.9%
% of FP17s for the same patient ID Re-attending between 3 & 9 months - Adults	3,173	9,054	35.0%	36.9%	38.9%	50.8%
% of FP17s for Band 1 Urgent Courses	1,244	13,630	9.1%	10.9%	10.7%	9.1%
% of FP17s Relating to Free Repair or Replacements	81	13,630	0.6%	0.5%	0.5%	0.8%
% of FP17s Relating to Continuations	73	13,630	0.5%	0.7%	0.7%	0.9%
% of Patients satisfied with the dentistry they have received	6	7	N/A	89.9%	89.1%	92.5%
% of Patients satisfied with the time they had to wait for an appointment	6	7	N/A	79.6%	83.1%	87.0%

* This is based on patients treated on this contract for their most recent course of treatment. Figures in italics indicate the base number of FP17s or Patient Questionnaire responses are less than 100. N/A is shown where the base number of responses is less than 10 during the period. % is calculated as Quantity/Base number*100

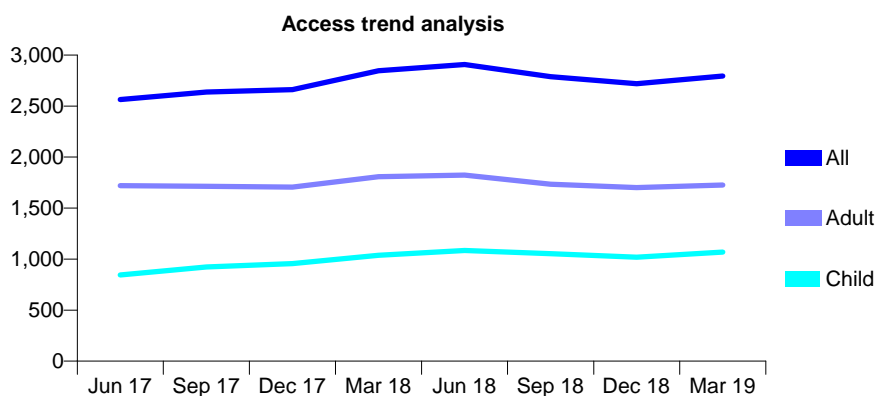
Q61 - Vital Signs At a Glance Contract Report for 166790/0001 - Year end March 2019

Name or company name	East London Dental Care
Contract type name	GDS Contract
Purpose of contract	General
Contract start date	10/02/2014
Contract end date	

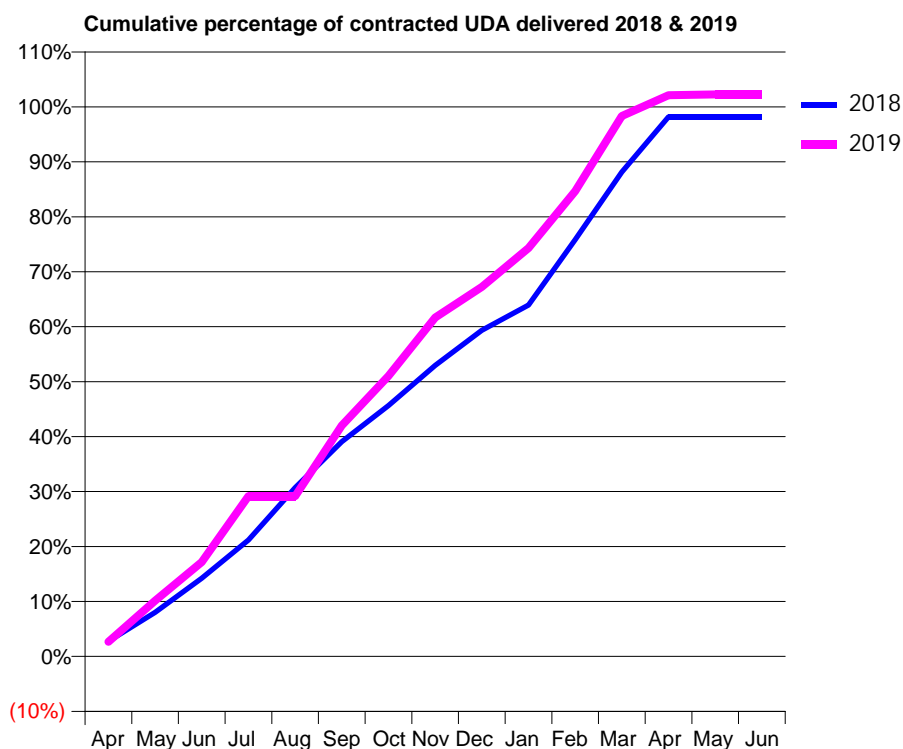
18/19 Contracted general activity (UDA)	6,171
Carry forward general activity (UDA)	112
18/19 Contracted orthodontic activity (UOA)	0
Carry forward orthodontic activity (UOA)	0
Baseline contract value	£163,668.40

ACCESS*

Patients seen in 24 months	Total	Change since previous quarter
Quarter ending March 2018	2,846	
Quarter ending June 2018	2,908	↑
Quarter ending September 2018	2,787	↓
Quarter ending December 2018	2,720	↓
Quarter ending March 2019	2,794	↑
Variance since March 2018	(1.8%)	↓



ACTIVITY



Month	Adjusted Scheduled Activity (UDA)	
	2018	2019
April	170	165
May	495	626
June	878	1,060
July	1,308	1,799
August	1,894	1,799
September	2,410	2,592
October	2,818	3,150
November	3,269	3,805
December	3,663	4,150
January	3,945	4,585
February	4,680	5,226
March	5,439	6,067
April	6,060	6,302
May	6,059	6,310
June	6,059	6,310

QUALITY

	Quantity	Base Number	Contract	AT	Region	England
% of FP17s for the same patient ID Re-attending within 3 months - Children	55	1,240	4.4%	10.7%	11.9%	11.8%
% of FP17s for the same patient ID Re-attending within 3 months - Adults	129	1,686	7.7%	16.1%	16.9%	15.7%
% of FP17s for the same patient ID Re-attending between 3 & 9 months - Children	565	1,240	45.6%	45.1%	48.9%	58.9%
% of FP17s for the same patient ID Re-attending between 3 & 9 months - Adults	632	1,686	37.5%	36.9%	38.9%	50.8%
% of FP17s for Band 1 Urgent Courses	112	2,813	4.0%	10.9%	10.7%	9.1%
% of FP17s Relating to Free Repair or Replacements	2	2,813	0.1%	0.5%	0.5%	0.8%
% of FP17s Relating to Continuations	4	2,813	0.1%	0.7%	0.7%	0.9%
% of Patients satisfied with the dentistry they have received	1	2	N/A	89.9%	89.1%	92.5%
% of Patients satisfied with the time they had to wait for an appointment	2	2	N/A	79.6%	83.1%	87.0%

* This is based on patients treated on this contract for their most recent course of treatment. Figures in italics indicate the base number of FP17s or Patient Questionnaire responses are less than 100. N/A is shown where the base number of responses is less than 10 during the period. % is calculated as Quantity/Base number*100

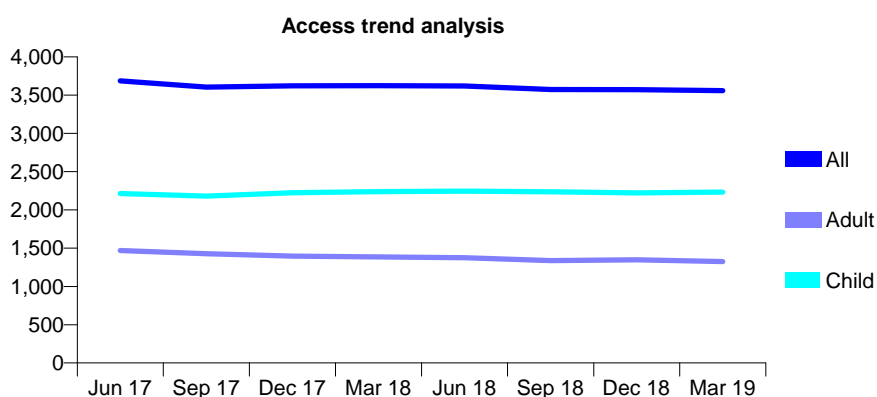
Q61 - Vital Signs At a Glance Contract Report for 166839/0001 - Year end March 2019

Name or company name	Dr S Hirekodi and Mrs A Hirekodi
Contract type name	GDS Contract
Purpose of contract	General
Contract start date	01/04/2012
Contract end date	

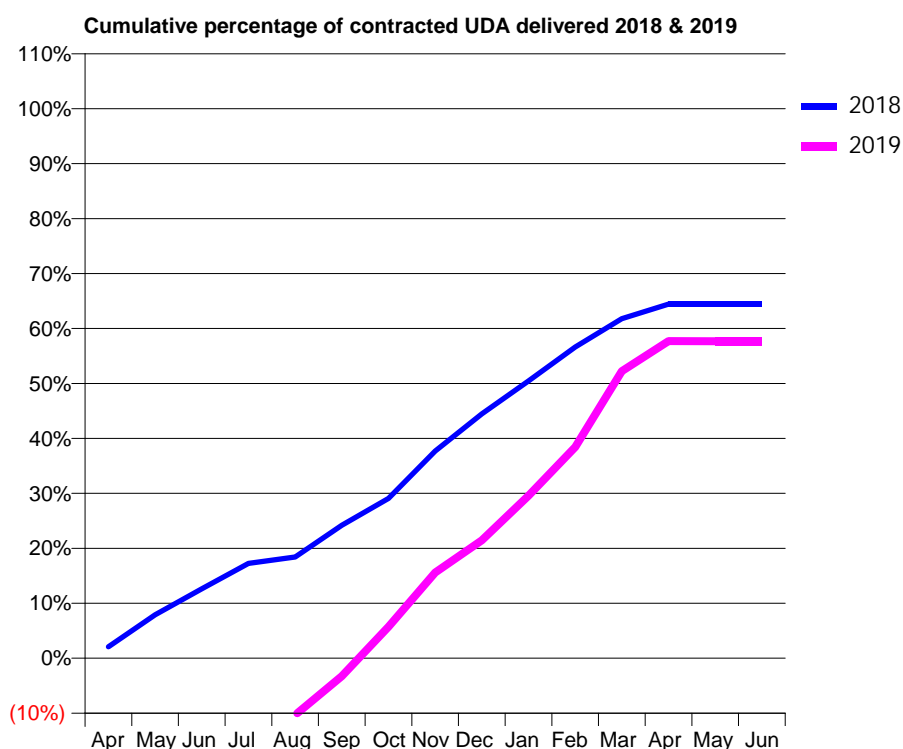
18/19 Contracted general activity (UDA)	11,785
Carry forward general activity (UDA)	4,190
18/19 Contracted orthodontic activity (UOA)	0
Carry forward orthodontic activity (UOA)	0
Baseline contract value	£389,201.11

ACCESS*

Patients seen in 24 months	Total	Change since previous quarter
Quarter ending March 2018	3,625	
Quarter ending June 2018	3,620	→
Quarter ending September 2018	3,574	↓
Quarter ending December 2018	3,572	→
Quarter ending March 2019	3,558	→
Variance since March 2018	(1.8%)	↓



ACTIVITY



Adjusted Scheduled Activity (UDA)		
Month	2018	2019
April	247	-3,748
May	932	-3,277
June	1,489	-2,790
July	2,034	-2,114
August	2,171	-1,220
September	2,851	-388
October	3,428	674
November	4,442	1,838
December	5,240	2,530
January	5,947	3,486
February	6,675	4,528
March	7,280	6,156
April	7,595	6,799
May	7,595	6,797
June	7,595	6,797

QUALITY

	Quantity	Base Number	Contract	AT	Region	England
% of FP17s for the same patient ID Re-attending within 3 months - Children	327	2,964	11.0%	10.7%	11.9%	11.8%
% of FP17s for the same patient ID Re-attending within 3 months - Adults	263	1,476	17.8%	16.1%	16.9%	15.7%
% of FP17s for the same patient ID Re-attending between 3 & 9 months - Children	1,335	2,964	45.0%	45.1%	48.9%	58.9%
% of FP17s for the same patient ID Re-attending between 3 & 9 months - Adults	461	1,476	31.2%	36.9%	38.9%	50.8%
% of FP17s for Band 1 Urgent Courses	517	4,466	11.6%	10.9%	10.7%	9.1%
% of FP17s Relating to Free Repair or Replacements	0	4,466	0.0%	0.5%	0.5%	0.8%
% of FP17s Relating to Continuations	1	4,466	0.0%	0.7%	0.7%	0.9%
% of Patients satisfied with the dentistry they have received	0	0	N/A	89.9%	89.1%	92.5%
% of Patients satisfied with the time they had to wait for an appointment	0	0	N/A	79.6%	83.1%	87.0%

* This is based on patients treated on this contract for their most recent course of treatment.

Figures in italics indicate the base number of FP17s or Patient Questionnaire responses are less than 100. N/A is shown where the base number of responses is less than 10 during the period. % is calculated as Quantity/Base number*100

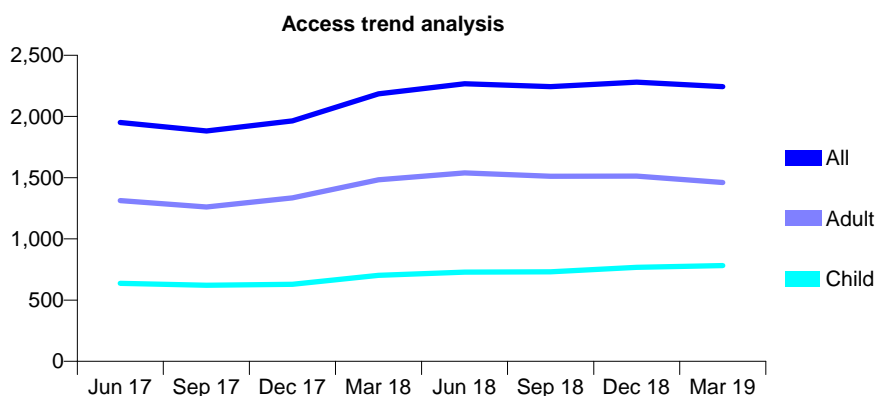
Q61 - Vital Signs At a Glance Contract Report for 167371/0001 - Year end March 2019

Name or company name	All Smiles Dental Care
Contract type name	GDS Contract
Purpose of contract	General
Contract start date	01/09/2014
Contract end date	

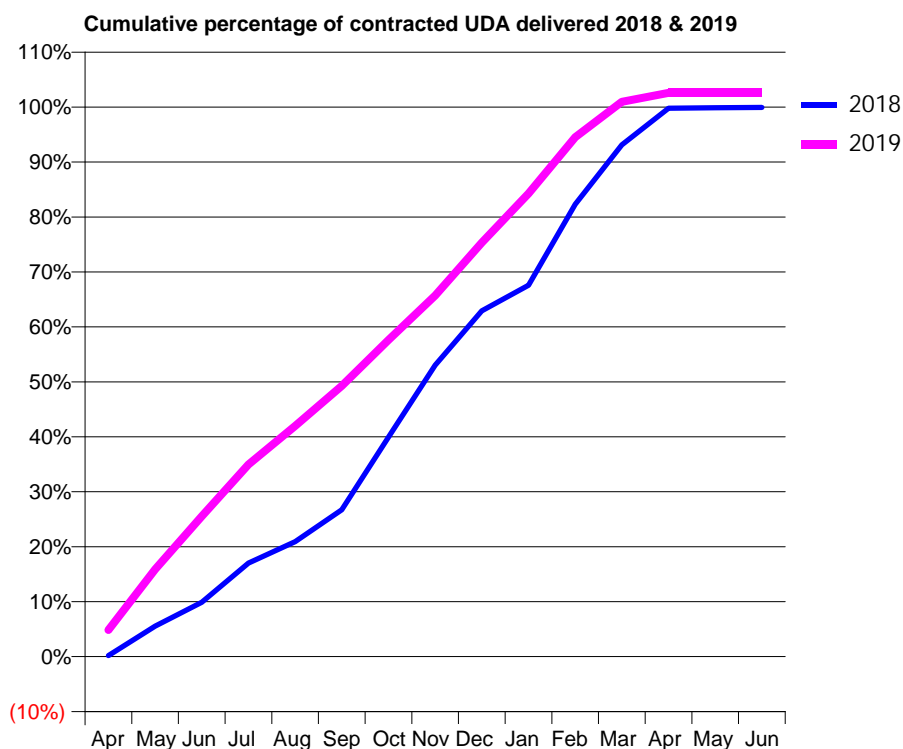
18/19 Contracted general activity (UDA)	5,168
Carry forward general activity (UDA)	3
18/19 Contracted orthodontic activity (UOA)	0
Carry forward orthodontic activity (UOA)	0
Baseline contract value	£150,814.26

ACCESS*

Patients seen in 24 months	Total	Change since previous quarter
Quarter ending March 2018	2,185	
Quarter ending June 2018	2,267	↑
Quarter ending September 2018	2,243	↓
Quarter ending December 2018	2,281	→
Quarter ending March 2019	2,244	↓
Variance since March 2018	2.7%	↑



ACTIVITY



Month	Adjusted Scheduled Activity (UDA)	
	2018	2019
April	9	250
May	286	821
June	511	1,319
July	880	1,807
August	1,082	2,170
September	1,382	2,545
October	2,064	2,978
November	2,741	3,397
December	3,252	3,894
January	3,492	4,355
February	4,253	4,884
March	4,813	5,217
April	5,157	5,302
May	5,161	5,302
June	5,165	5,302

QUALITY

	Quantity	Base Number	Contract	AT	Region	England
% of FP17s for the same patient ID Re-attending within 3 months - Children	75	895	8.4%	10.7%	11.9%	11.8%
% of FP17s for the same patient ID Re-attending within 3 months - Adults	279	1,540	18.1%	16.1%	16.9%	15.7%
% of FP17s for the same patient ID Re-attending between 3 & 9 months - Children	298	895	33.3%	45.1%	48.9%	58.9%
% of FP17s for the same patient ID Re-attending between 3 & 9 months - Adults	512	1,540	33.2%	36.9%	38.9%	50.8%
% of FP17s for Band 1 Urgent Courses	201	2,351	8.5%	10.9%	10.7%	9.1%
% of FP17s Relating to Free Repair or Replacements	15	2,351	0.6%	0.5%	0.5%	0.8%
% of FP17s Relating to Continuations	8	2,351	0.3%	0.7%	0.7%	0.9%
% of Patients satisfied with the dentistry they have received	1	1	N/A	89.9%	89.1%	92.5%
% of Patients satisfied with the time they had to wait for an appointment	1	1	N/A	79.6%	83.1%	87.0%

* This is based on patients treated on this contract for their most recent course of treatment. Figures in italics indicate the base number of FP17s or Patient Questionnaire responses are less than 100. N/A is shown where the base number of responses is less than 10 during the period. % is calculated as Quantity/Base number*100

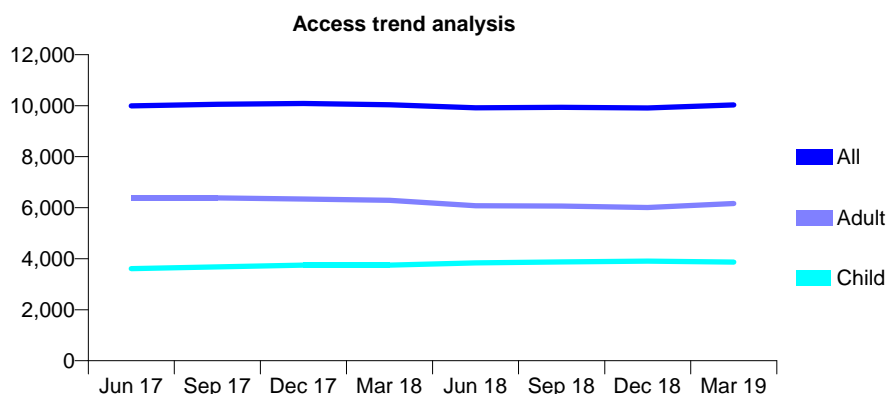
Q61 - Vital Signs At a Glance Contract Report for 168009/0001 - Year end March 2019

Name or company name	East Street Dental Ltd
Contract type name	GDS Contract
Purpose of contract	General
Contract start date	01/12/2007
Contract end date	

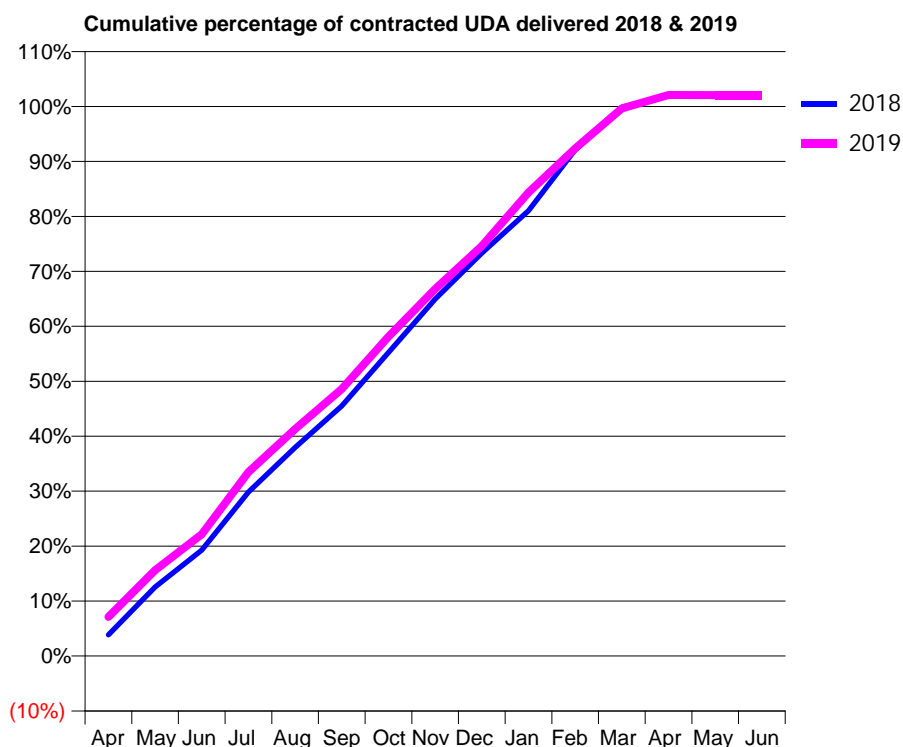
18/19 Contracted general activity (UDA)	24,937
Carry forward general activity (UDA)	-499
18/19 Contracted orthodontic activity (UOA)	0
Carry forward orthodontic activity (UOA)	0
Baseline contract value	£806,491.62

ACCESS*

Patients seen in 24 months	Total	Change since previous quarter
Quarter ending March 2018	10,037	
Quarter ending June 2018	9,915	↓
Quarter ending September 2018	9,937	→
Quarter ending December 2018	9,912	→
Quarter ending March 2019	10,031	→
Variance since March 2018	(0.1%)	→



ACTIVITY



Month	Adjusted Scheduled Activity (UDA)	
	2018	2019
April	965	1,774
May	3,132	3,897
June	4,806	5,520
July	7,440	8,350
August	9,467	10,303
September	11,347	12,117
October	13,779	14,493
November	16,197	16,654
December	18,287	18,606
January	20,209	21,032
February	22,976	23,036
March	24,901	24,850
April	25,436	25,453
May	25,438	25,452
June	25,437	25,449

QUALITY

	Quantity	Base Number	Contract	AT	Region	England
% of FP17s for the same patient ID Re-attending within 3 months - Children	201	4,689	4.3%	10.7%	11.9%	11.8%
% of FP17s for the same patient ID Re-attending within 3 months - Adults	606	6,153	9.8%	16.1%	16.9%	15.7%
% of FP17s for the same patient ID Re-attending between 3 & 9 months - Children	2,368	4,689	50.5%	45.1%	48.9%	58.9%
% of FP17s for the same patient ID Re-attending between 3 & 9 months - Adults	2,373	6,153	38.6%	36.9%	38.9%	50.8%
% of FP17s for Band 1 Urgent Courses	955	10,833	8.8%	10.9%	10.7%	9.1%
% of FP17s Relating to Free Repair or Replacements	68	10,833	0.6%	0.5%	0.5%	0.8%
% of FP17s Relating to Continuations	13	10,833	0.1%	0.7%	0.7%	0.9%
% of Patients satisfied with the dentistry they have received	0	0	N/A	89.9%	89.1%	92.5%
% of Patients satisfied with the time they had to wait for an appointment	0	0	N/A	79.6%	83.1%	87.0%

* This is based on patients treated on this contract for their most recent course of treatment. Figures in italics indicate the base number of FP17s or Patient Questionnaire responses are less than 100. N/A is shown where the base number of responses is less than 10 during the period. % is calculated as Quantity/Base number*100

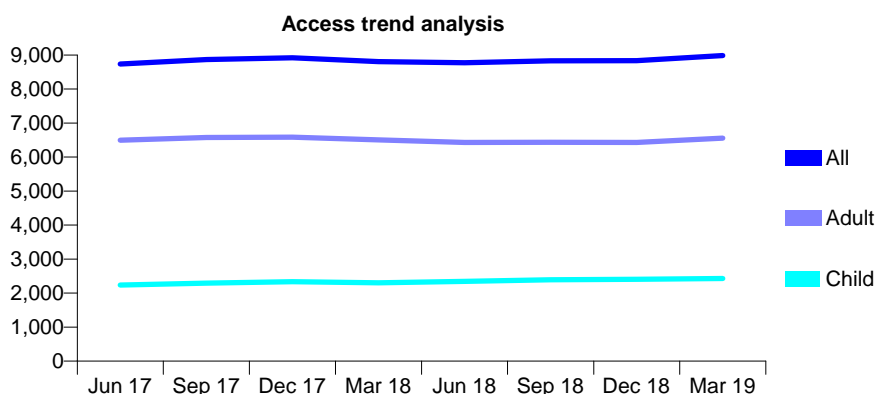
Q61 - Vital Signs At a Glance Contract Report for 169234/0001 - Year end March 2019

Name or company name	Hoe St Dental Surgery Ltd
Contract type name	GDS Contract
Purpose of contract	General
Contract start date	01/11/2011
Contract end date	

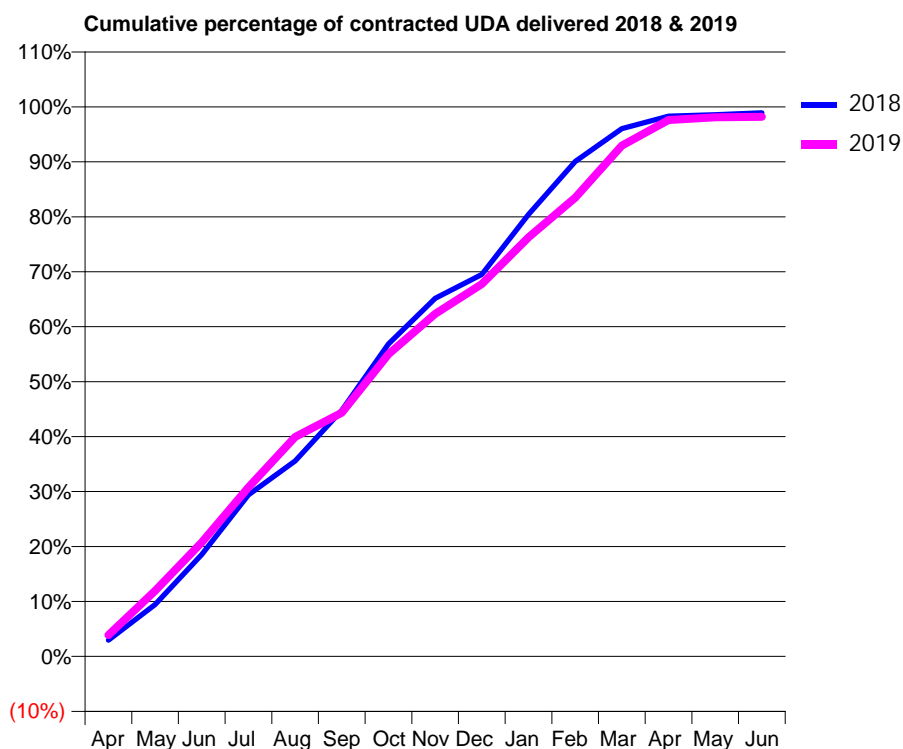
18/19 Contracted general activity (UDA)	24,870
Carry forward general activity (UDA)	0
18/19 Contracted orthodontic activity (UOA)	0
Carry forward orthodontic activity (UOA)	0
Baseline contract value	£714,851.32

ACCESS*

Patients seen in 24 months	Total	Change since previous quarter
Quarter ending March 2018	8,807	
Quarter ending June 2018	8,775	→
Quarter ending September 2018	8,830	→
Quarter ending December 2018	8,834	→
Quarter ending March 2019	8,986	→
Variance since March 2018	2.0%	↑



ACTIVITY



Month	Adjusted Scheduled Activity (UDA)	
	2018	2019
April	741	966
May	2,354	2,969
June	4,614	5,162
July	7,314	7,653
August	8,843	9,933
September	11,135	11,029
October	14,146	13,678
November	16,210	15,500
December	17,282	16,853
January	20,006	18,967
February	22,399	20,760
March	23,883	23,110
April	24,448	24,273
May	24,514	24,396
June	24,604	24,423

QUALITY

	Quantity	Base Number	Contract	AT	Region	England
% of FP17s for the same patient ID Re-attending within 3 months - Children	207	2,409	8.6%	10.7%	11.9%	11.8%
% of FP17s for the same patient ID Re-attending within 3 months - Adults	564	5,470	10.3%	16.1%	16.9%	15.7%
% of FP17s for the same patient ID Re-attending between 3 & 9 months - Children	608	2,409	25.2%	45.1%	48.9%	58.9%
% of FP17s for the same patient ID Re-attending between 3 & 9 months - Adults	1,166	5,470	21.3%	36.9%	38.9%	50.8%
% of FP17s for Band 1 Urgent Courses	528	7,253	7.3%	10.9%	10.7%	9.1%
% of FP17s Relating to Free Repair or Replacements	57	7,253	0.8%	0.5%	0.5%	0.8%
% of FP17s Relating to Continuations	92	7,253	1.3%	0.7%	0.7%	0.9%
% of Patients satisfied with the dentistry they have received	0	1	N/A	89.9%	89.1%	92.5%
% of Patients satisfied with the time they had to wait for an appointment	1	1	N/A	79.6%	83.1%	87.0%

* This is based on patients treated on this contract for their most recent course of treatment. Figures in italics indicate the base number of FP17s or Patient Questionnaire responses are less than 100. N/A is shown where the base number of responses is less than 10 during the period. % is calculated as Quantity/Base number*100

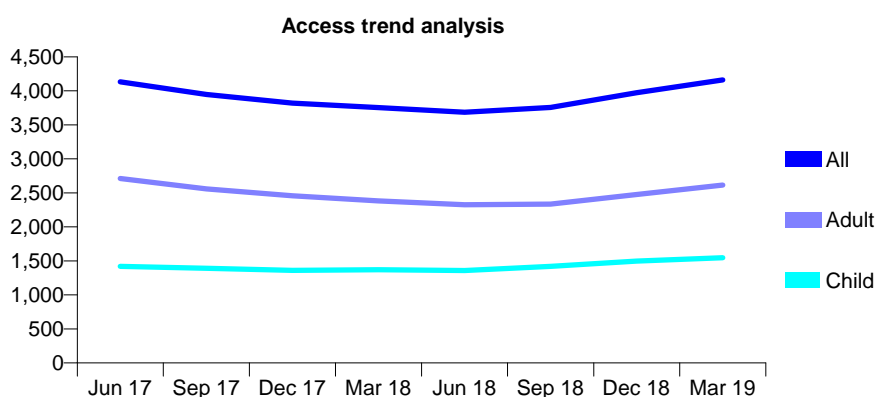
Q61 - Vital Signs At a Glance Contract Report for 169285/0001 - Year end March 2019

Name or company name	TMG Dentistry Ltd
Contract type name	Pilot Contract
Purpose of contract	General
Contract start date	01/04/2010
Contract end date	

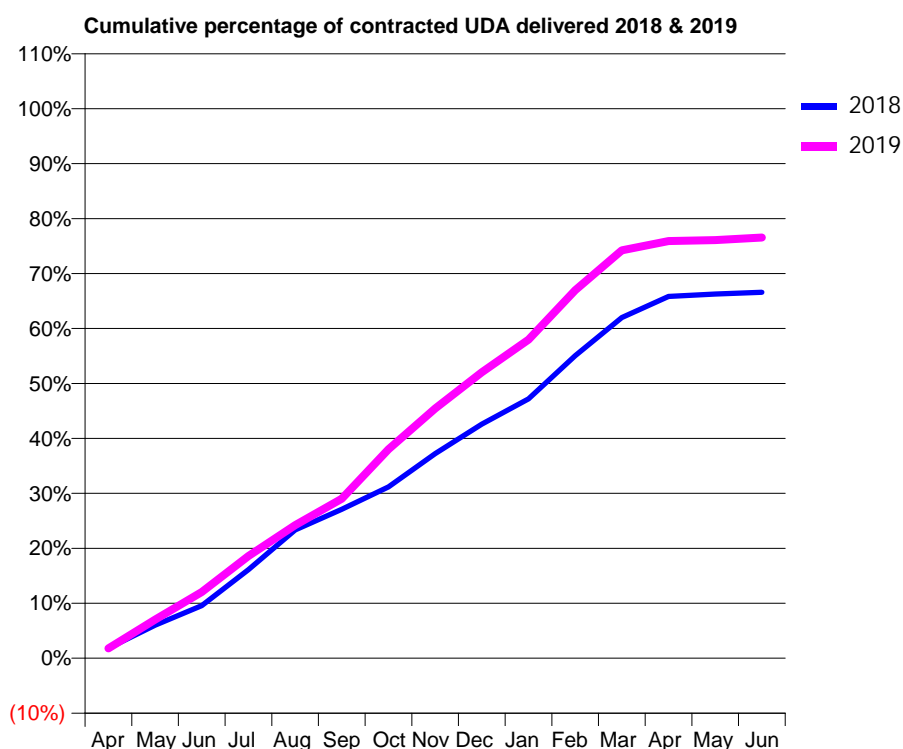
18/19 Contracted general activity (UDA)	12,000
Carry forward general activity (UDA)	0
18/19 Contracted orthodontic activity (UOA)	0
Carry forward orthodontic activity (UOA)	0
Baseline contract value	£410,683.88

ACCESS*

Patients seen in 24 months	Total	Change since previous quarter
Quarter ending March 2018	3,753	
Quarter ending June 2018	3,686	↓
Quarter ending September 2018	3,756	→
Quarter ending December 2018	3,974	↑
Quarter ending March 2019	4,162	↑
Variance since March 2018	10.9%	↑



ACTIVITY



Adjusted Scheduled Activity (UDA)		
Month	2018	2019
April	220	218
May	724	845
June	1,149	1,445
July	1,936	2,233
August	2,801	2,907
September	3,252	3,481
October	3,741	4,562
November	4,468	5,453
December	5,112	6,242
January	5,664	6,954
February	6,605	8,034
March	7,438	8,907
April	7,899	9,110
May	7,952	9,132
June	7,991	9,185

QUALITY

	Quantity	Base Number	Contract	AT	Region	England
% of FP17s for the same patient ID Re-attending within 3 months - Children	90	1,628	5.5%	10.7%	11.9%	11.8%
% of FP17s for the same patient ID Re-attending within 3 months - Adults	200	2,435	8.2%	16.1%	16.9%	15.7%
% of FP17s for the same patient ID Re-attending between 3 & 9 months - Children	511	1,628	31.4%	45.1%	48.9%	58.9%
% of FP17s for the same patient ID Re-attending between 3 & 9 months - Adults	576	2,435	23.7%	36.9%	38.9%	50.8%
% of FP17s for Band 1 Urgent Courses	258	4,014	6.4%	10.9%	10.7%	9.1%
% of FP17s Relating to Free Repair or Replacements	10	4,014	0.2%	0.5%	0.5%	0.8%
% of FP17s Relating to Continuations	3	4,014	0.1%	0.7%	0.7%	0.9%
% of Patients satisfied with the dentistry they have received	0	0	N/A	89.9%	89.1%	92.5%
% of Patients satisfied with the time they had to wait for an appointment	0	0	N/A	79.6%	83.1%	87.0%

* This is based on patients treated on this contract for their most recent course of treatment.

Figures in italics indicate the base number of FP17s or Patient Questionnaire responses are less than 100. N/A is shown where the base number of responses is less than 10 during the period. % is calculated as Quantity/Base number*100

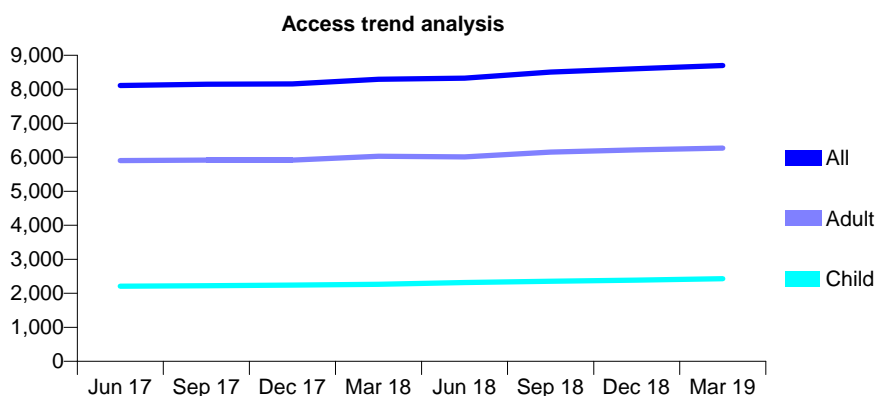
Q61 - Vital Signs At a Glance Contract Report for 170070/0001 - Year end March 2019

Name or company name	Chadwell Dental Practice Ltd
Contract type name	GDS Contract
Purpose of contract	General
Contract start date	01/06/2011
Contract end date	

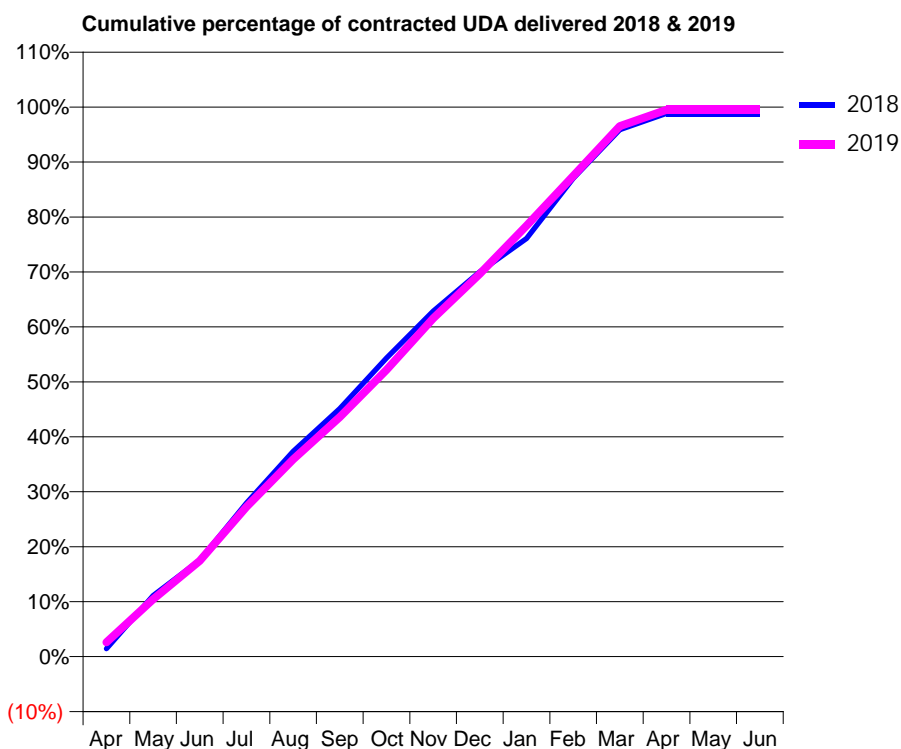
18/19 Contracted general activity (UDA)	23,737
Carry forward general activity (UDA)	271
18/19 Contracted orthodontic activity (UOA)	0
Carry forward orthodontic activity (UOA)	0
Baseline contract value	£581,522.71

ACCESS*

Patients seen in 24 months	Total	Change since previous quarter
Quarter ending March 2018	8,297	
Quarter ending June 2018	8,328	→
Quarter ending September 2018	8,507	↑
Quarter ending December 2018	8,605	→
Quarter ending March 2019	8,700	→
Variance since March 2018	4.9%	↑



ACTIVITY



Month	Adjusted Scheduled Activity (UDA)	
	2018	2019
April	345	619
May	2,639	2,478
June	4,170	4,141
July	6,630	6,466
August	8,868	8,523
September	10,712	10,348
October	12,894	12,386
November	14,924	14,610
December	16,619	16,537
January	18,063	18,614
February	20,661	20,761
March	22,762	22,912
April	23,466	23,614
May	23,466	23,614
June	23,466	23,614

QUALITY

	Quantity	Base Number	Contract	AT	Region	England
% of FP17s for the same patient ID Re-attending within 3 months - Children	314	3,058	10.3%	10.7%	11.9%	11.8%
% of FP17s for the same patient ID Re-attending within 3 months - Adults	1,286	7,998	16.1%	16.1%	16.9%	15.7%
% of FP17s for the same patient ID Re-attending between 3 & 9 months - Children	1,371	3,058	44.8%	45.1%	48.9%	58.9%
% of FP17s for the same patient ID Re-attending between 3 & 9 months - Adults	3,792	7,998	47.4%	36.9%	38.9%	50.8%
% of FP17s for Band 1 Urgent Courses	466	11,052	4.2%	10.9%	10.7%	9.1%
% of FP17s Relating to Free Repair or Replacements	171	11,052	1.5%	0.5%	0.5%	0.8%
% of FP17s Relating to Continuations	72	11,052	0.7%	0.7%	0.7%	0.9%
% of Patients satisfied with the dentistry they have received	0	0	N/A	89.9%	89.1%	92.5%
% of Patients satisfied with the time they had to wait for an appointment	0	0	N/A	79.6%	83.1%	87.0%

* This is based on patients treated on this contract for their most recent course of treatment. Figures in italics indicate the base number of FP17s or Patient Questionnaire responses are less than 100. N/A is shown where the base number of responses is less than 10 during the period. % is calculated as Quantity/Base number*100

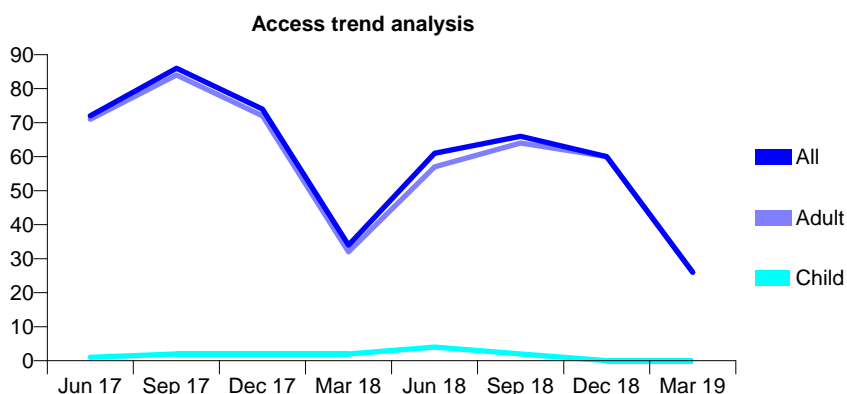
Q61 - Vital Signs At a Glance Contract Report for 170615/0001 - Year end March 2019

Name or company name	Mr N.Nagpaul & Mr J. Ginty
Contract type name	PDS Contract
Purpose of contract	General
Contract start date	01/04/2009
Contract end date	31/03/2019

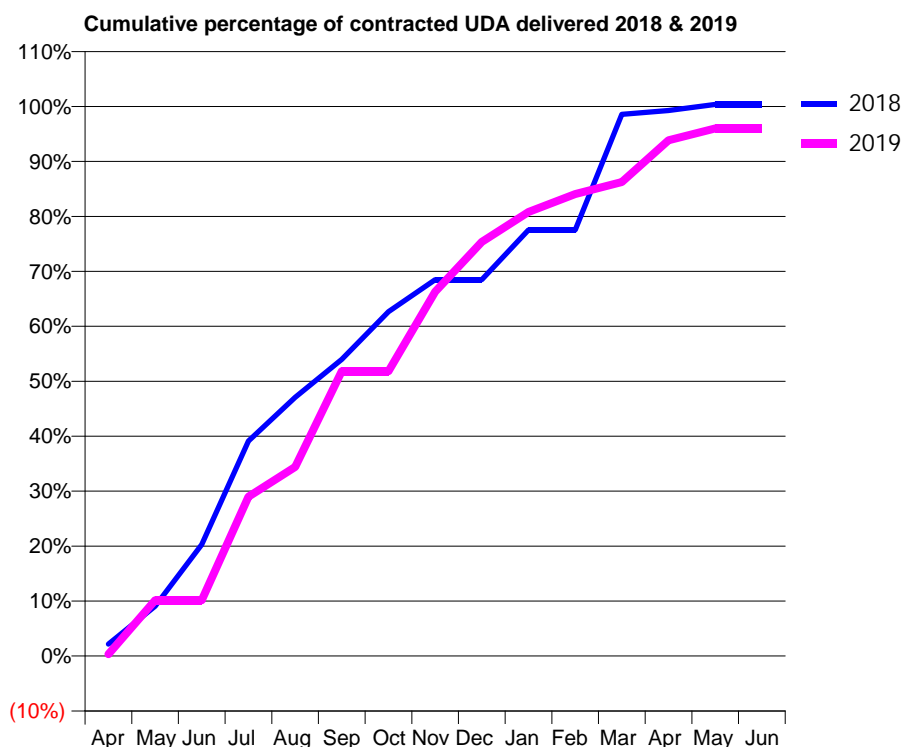
18/19 Contracted general activity (UDA)	276
Carry forward general activity (UDA)	-1
18/19 Contracted orthodontic activity (UOA)	0
Carry forward orthodontic activity (UOA)	0
Baseline contract value	£55,972.27

ACCESS*

Patients seen in 24 months	Total	Change since previous quarter
Quarter ending March 2018	34	
Quarter ending June 2018	61	↑
Quarter ending September 2018	66	↑
Quarter ending December 2018	60	↓
Quarter ending March 2019	26	↓
Variance since March 2018	(23.5%)	↓



ACTIVITY



Month	Adjusted Scheduled Activity (UDA)	
	2018	2019
April	6	1
May	25	28
June	56	28
July	108	80
August	130	95
September	149	143
October	173	143
November	189	183
December	189	208
January	214	223
February	214	232
March	272	238
April	274	259
May	277	265
June	277	265

QUALITY

	Quantity	Base Number	Contract	AT	Region	England
% of FP17s for the same patient ID Re-attending within 3 months - Children	0	2	0.0%	10.7%	11.9%	11.8%
% of FP17s for the same patient ID Re-attending within 3 months - Adults	0	90	0.0%	16.1%	16.9%	15.7%
% of FP17s for the same patient ID Re-attending between 3 & 9 months - Children	0	2	0.0%	45.1%	48.9%	58.9%
% of FP17s for the same patient ID Re-attending between 3 & 9 months - Adults	1	90	1.1%	36.9%	38.9%	50.8%
% of FP17s for Band 1 Urgent Courses	0	97	0.0%	10.9%	10.7%	9.1%
% of FP17s Relating to Free Repair or Replacements	0	97	0.0%	0.5%	0.5%	0.8%
% of FP17s Relating to Continuations	0	97	0.0%	0.7%	0.7%	0.9%
% of Patients satisfied with the dentistry they have received	0	0	N/A	89.9%	89.1%	92.5%
% of Patients satisfied with the time they had to wait for an appointment	0	0	N/A	79.6%	83.1%	87.0%

* This is based on patients treated on this contract for their most recent course of treatment. Figures in italics indicate the base number of FP17s or Patient Questionnaire responses are less than 100. N/A is shown where the base number of responses is less than 10 during the period. % is calculated as Quantity/Base number*100

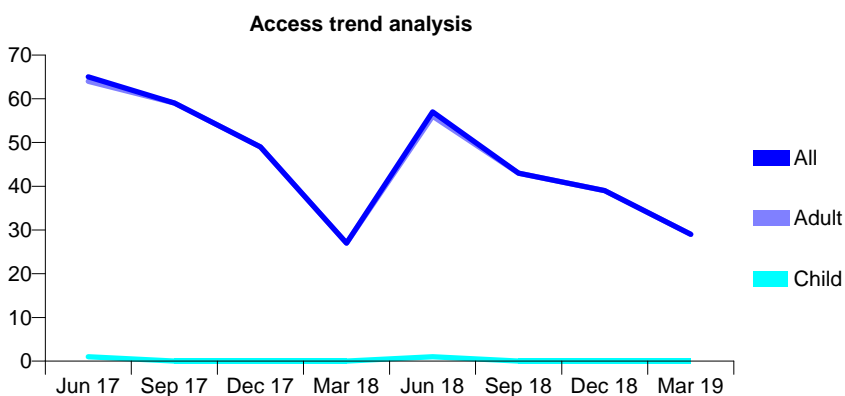
Q61 - Vital Signs At a Glance Contract Report for 170615/0002 - Year end March 2019

Name or company name	Mr N.Nagpaul & Mr J. Ginty
Contract type name	PDS Contract
Purpose of contract	General
Contract start date	01/11/2009
Contract end date	31/03/2020

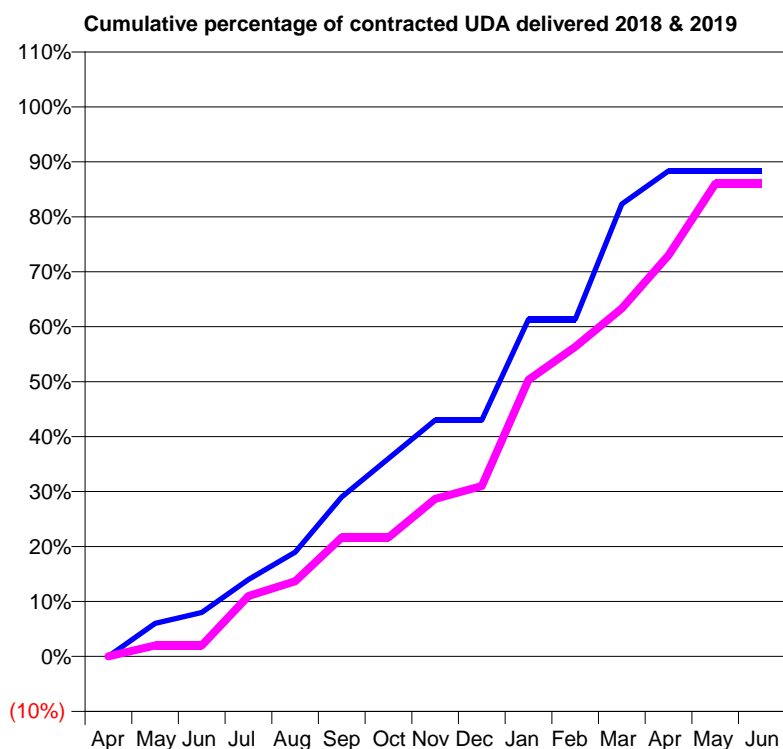
18/19 Contracted general activity (UDA)	300
Carry forward general activity (UDA)	0
18/19 Contracted orthodontic activity (UOA)	0
Carry forward orthodontic activity (UOA)	0
Baseline contract value	£62,306.83

ACCESS*

Patients seen in 24 months	Total	Change since previous quarter
Quarter ending March 2018	27	
Quarter ending June 2018	57	↑
Quarter ending September 2018	43	↓
Quarter ending December 2018	39	↓
Quarter ending March 2019	29	↓
Variance since March 2018	7.4%	↑



ACTIVITY



Month	Adjusted Scheduled Activity (UDA)	
	2018	2019
April	0	0
May	18	6
June	24	6
July	42	33
August	57	41
September	87	65
October	108	65
November	129	86
December	129	93
January	184	151
February	184	169
March	247	190
April	265	219
May	265	258
June	265	258

QUALITY

	Quantity	Base Number	Contract	AT	Region	England
% of FP17s for the same patient ID Re-attending within 3 months - Children	0	1	0.0%	10.7%	11.9%	11.8%
% of FP17s for the same patient ID Re-attending within 3 months - Adults	0	79	0.0%	16.1%	16.9%	15.7%
% of FP17s for the same patient ID Re-attending between 3 & 9 months - Children	0	1	0.0%	45.1%	48.9%	58.9%
% of FP17s for the same patient ID Re-attending between 3 & 9 months - Adults	0	79	0.0%	36.9%	38.9%	50.8%
% of FP17s for Band 1 Urgent Courses	0	96	0.0%	10.9%	10.7%	9.1%
% of FP17s Relating to Free Repair or Replacements	0	96	0.0%	0.5%	0.5%	0.8%
% of FP17s Relating to Continuations	0	96	0.0%	0.7%	0.7%	0.9%
% of Patients satisfied with the dentistry they have received	0	0	N/A	89.9%	89.1%	92.5%
% of Patients satisfied with the time they had to wait for an appointment	0	0	N/A	79.6%	83.1%	87.0%

* This is based on patients treated on this contract for their most recent course of treatment. Figures in italics indicate the base number of FP17s or Patient Questionnaire responses are less than 100. N/A is shown where the base number of responses is less than 10 during the period. % is calculated as Quantity/Base number*100

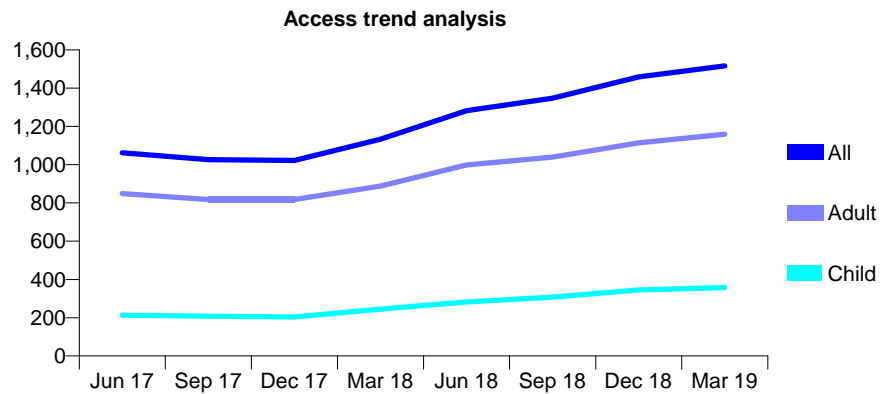
Q61 - Vital Signs At a Glance Contract Report for 170801/0001 - Year end March 2019

Name or company name	Harwinder Kalsi
Contract type name	GDS Contract
Purpose of contract	General
Contract start date	01/06/2012
Contract end date	

18/19 Contracted general activity (UDA)	3,861
Carry forward general activity (UDA)	511
18/19 Contracted orthodontic activity (UOA)	0
Carry forward orthodontic activity (UOA)	0
Baseline contract value	£110,189.37

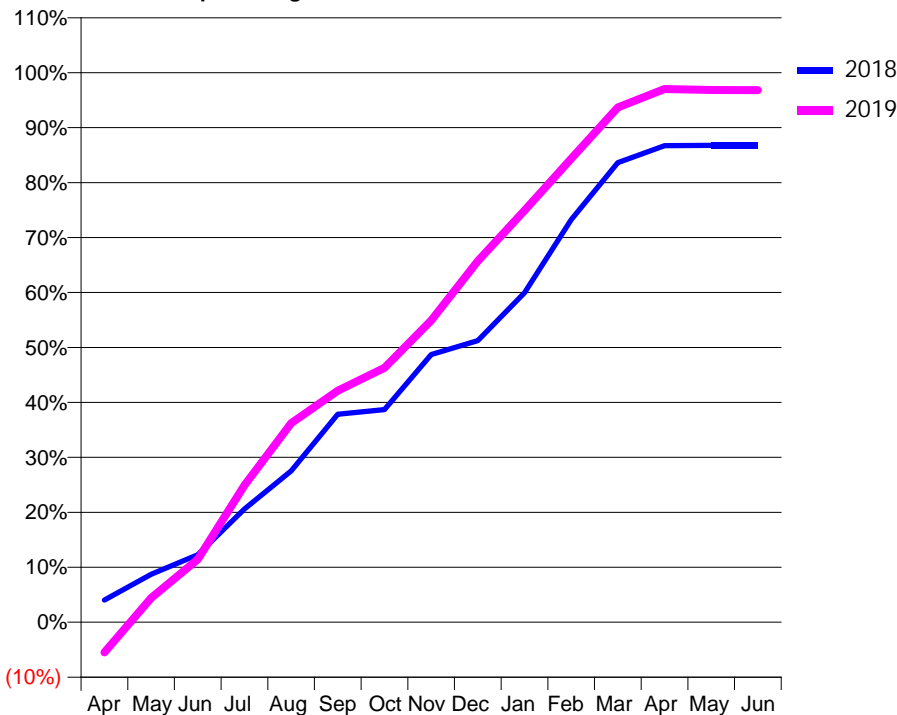
ACCESS*

Patients seen in 24 months	Total	Change since previous quarter
Quarter ending March 2018	1,133	
Quarter ending June 2018	1,282	↑
Quarter ending September 2018	1,347	↑
Quarter ending December 2018	1,459	↑
Quarter ending March 2019	1,517	↑
Variance since March 2018	33.9%	↑



ACTIVITY

Cumulative percentage of contracted UDA delivered 2018 & 2019



Month	2018	2019
April	156	-213
May	336	171
June	474	442
July	796	962
August	1,063	1,398
September	1,462	1,626
October	1,494	1,787
November	1,881	2,119
December	1,978	2,538
January	2,315	2,892
February	2,829	3,257
March	3,229	3,617
April	3,348	3,746
May	3,350	3,739
June	3,350	3,738

QUALITY

	Quantity	Base Number	Contract	AT	Region	England
% of FP17s for the same patient ID Re-attending within 3 months - Children	46	504	9.1%	10.7%	11.9%	11.8%
% of FP17s for the same patient ID Re-attending within 3 months - Adults	212	1,378	15.4%	16.1%	16.9%	15.7%
% of FP17s for the same patient ID Re-attending between 3 & 9 months - Children	227	504	45.0%	45.1%	48.9%	58.9%
% of FP17s for the same patient ID Re-attending between 3 & 9 months - Adults	450	1,378	32.7%	36.9%	38.9%	50.8%
% of FP17s for Band 1 Urgent Courses	183	1,884	9.7%	10.9%	10.7%	9.1%
% of FP17s Relating to Free Repair or Replacements	1	1,884	0.1%	0.5%	0.5%	0.8%
% of FP17s Relating to Continuations	1	1,884	0.1%	0.7%	0.7%	0.9%
% of Patients satisfied with the dentistry they have received	0	0	N/A	89.9%	89.1%	92.5%
% of Patients satisfied with the time they had to wait for an appointment	0	0	N/A	79.6%	83.1%	87.0%

* This is based on patients treated on this contract for their most recent course of treatment.

Figures in italics indicate the base number of FP17s or Patient Questionnaire responses are less than 100. N/A is shown where the base number of responses is less than 10 during the period. % is calculated as Quantity/Base number*100

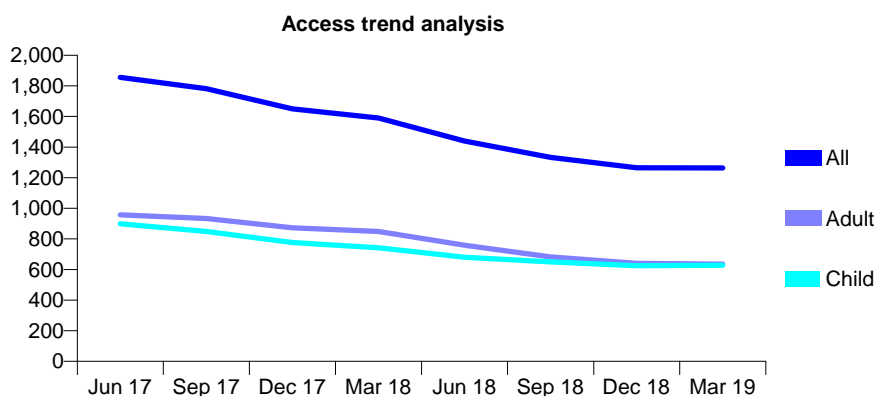
Q61 - Vital Signs At a Glance Contract Report for 171190/0001 - Year end March 2019

Name or company name	The Dental Surgery
Contract type name	GDS Contract
Purpose of contract	General
Contract start date	01/03/2015
Contract end date	

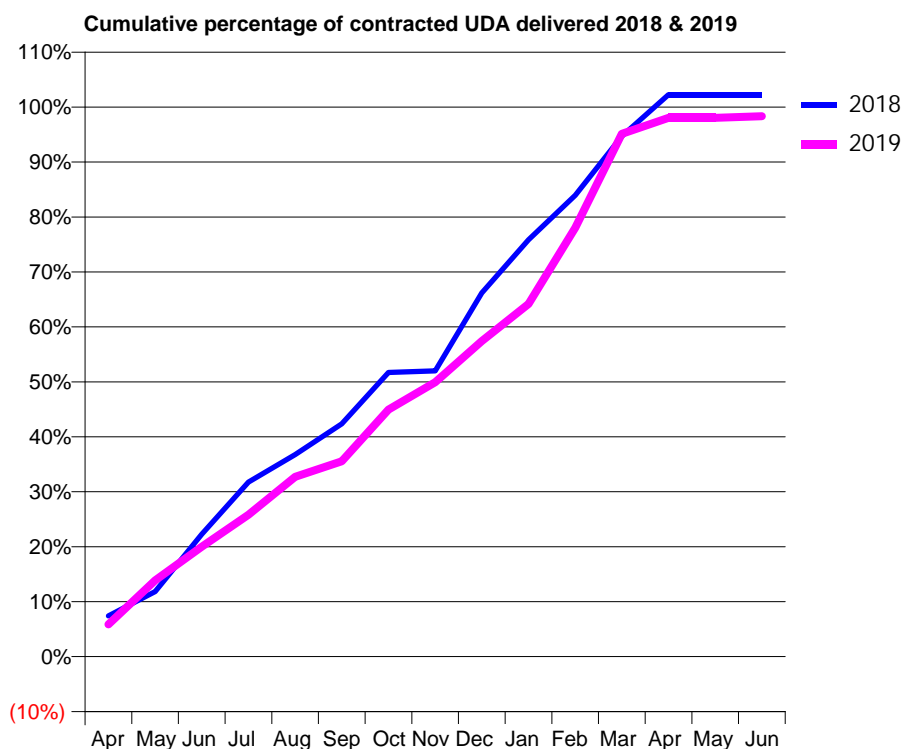
18/19 Contracted general activity (UDA)	4,098
Carry forward general activity (UDA)	-82
18/19 Contracted orthodontic activity (UOA)	0
Carry forward orthodontic activity (UOA)	0
Baseline contract value	£139,050.47

ACCESS*

Patients seen in 24 months	Total	Change since previous quarter
Quarter ending March 2018	1,590	
Quarter ending June 2018	1,439	↓
Quarter ending September 2018	1,333	↓
Quarter ending December 2018	1,265	↓
Quarter ending March 2019	1,264	→
Variance since March 2018	(20.5%)	↓



ACTIVITY



Month	Adjusted Scheduled Activity (UDA)	
	2018	2019
April	304	241
May	485	570
June	913	819
July	1,301	1,058
August	1,507	1,341
September	1,735	1,456
October	2,119	1,842
November	2,131	2,046
December	2,712	2,353
January	3,108	2,630
February	3,440	3,197
March	3,881	3,899
April	4,190	4,018
May	4,190	4,018
June	4,190	4,030

QUALITY

	Quantity	Base Number	Contract	AT	Region	England
% of FP17s for the same patient ID Re-attending within 3 months - Children	71	757	9.4%	10.7%	11.9%	11.8%
% of FP17s for the same patient ID Re-attending within 3 months - Adults	146	777	18.8%	16.1%	16.9%	15.7%
% of FP17s for the same patient ID Re-attending between 3 & 9 months - Children	387	757	51.1%	45.1%	48.9%	58.9%
% of FP17s for the same patient ID Re-attending between 3 & 9 months - Adults	378	777	48.6%	36.9%	38.9%	50.8%
% of FP17s for Band 1 Urgent Courses	171	1,467	11.7%	10.9%	10.7%	9.1%
% of FP17s Relating to Free Repair or Replacements	6	1,467	0.4%	0.5%	0.5%	0.8%
% of FP17s Relating to Continuations	24	1,467	1.6%	0.7%	0.7%	0.9%
% of Patients satisfied with the dentistry they have received	1	1	N/A	89.9%	89.1%	92.5%
% of Patients satisfied with the time they had to wait for an appointment	0	1	N/A	79.6%	83.1%	87.0%

* This is based on patients treated on this contract for their most recent course of treatment. Figures in italics indicate the base number of FP17s or Patient Questionnaire responses are less than 100. N/A is shown where the base number of responses is less than 10 during the period. % is calculated as Quantity/Base number*100

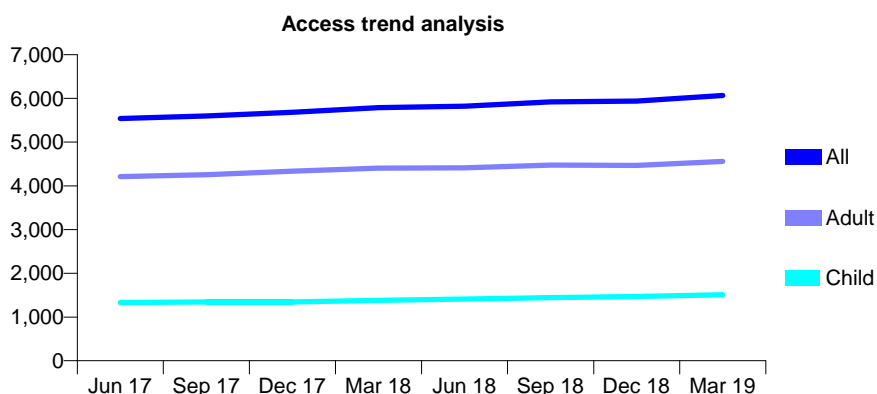
Q61 - Vital Signs At a Glance Contract Report for 173231/0001 - Year end March 2019

Name or company name	S Shah and A Patel
Contract type name	GDS Contract
Purpose of contract	General
Contract start date	22/08/2013
Contract end date	

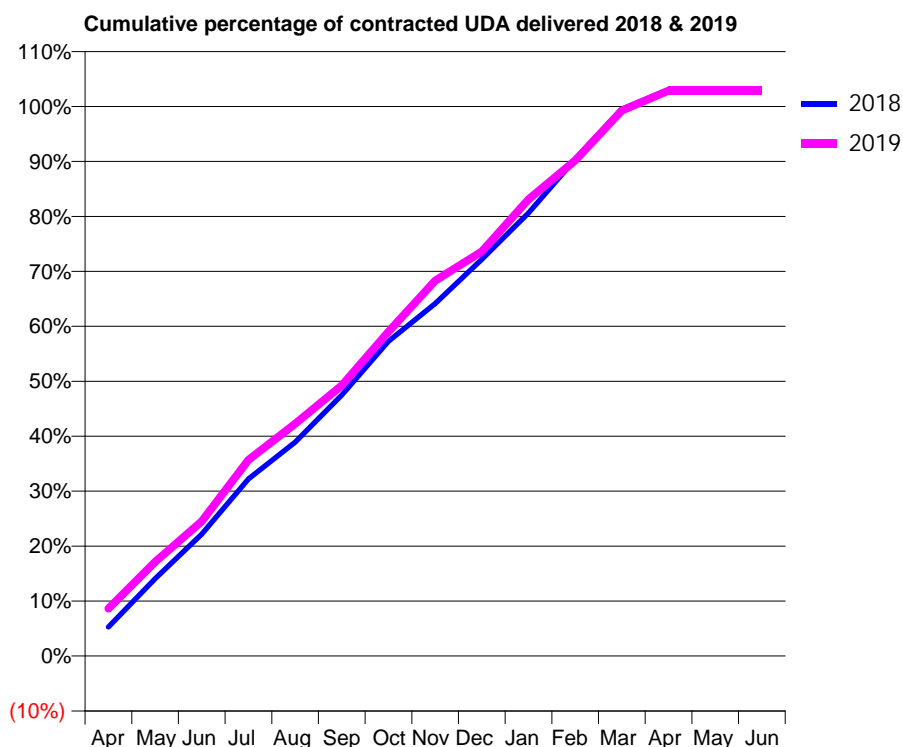
18/19 Contracted general activity (UDA)	14,477
Carry forward general activity (UDA)	-290
18/19 Contracted orthodontic activity (UOA)	0
Carry forward orthodontic activity (UOA)	0
Baseline contract value	£347,853.77

ACCESS*

Patients seen in 24 months	Total	Change since previous quarter
Quarter ending March 2018	5,789	
Quarter ending June 2018	5,821	→
Quarter ending September 2018	5,919	→
Quarter ending December 2018	5,936	→
Quarter ending March 2019	6,065	↑
Variance since March 2018	4.8%	↑



ACTIVITY



Month	Adjusted Scheduled Activity (UDA)	
	2018	2019
April	769	1,249
May	2,038	2,482
June	3,210	3,550
July	4,668	5,166
August	5,632	6,123
September	6,872	7,125
October	8,289	8,543
November	9,287	9,889
December	10,451	10,658
January	11,674	12,031
February	13,089	13,057
March	14,404	14,370
April	14,918	14,896
May	14,913	14,895
June	14,910	14,895

QUALITY

	Quantity	Base Number	Contract	AT	Region	England
% of FP17s for the same patient ID Re-attending within 3 months - Children	168	2,037	8.2%	10.7%	11.9%	11.8%
% of FP17s for the same patient ID Re-attending within 3 months - Adults	740	5,171	14.3%	16.1%	16.9%	15.7%
% of FP17s for the same patient ID Re-attending between 3 & 9 months - Children	1,032	2,037	50.7%	45.1%	48.9%	58.9%
% of FP17s for the same patient ID Re-attending between 3 & 9 months - Adults	2,136	5,171	41.3%	36.9%	38.9%	50.8%
% of FP17s for Band 1 Urgent Courses	777	7,259	10.7%	10.9%	10.7%	9.1%
% of FP17s Relating to Free Repair or Replacements	54	7,259	0.7%	0.5%	0.5%	0.8%
% of FP17s Relating to Continuations	17	7,259	0.2%	0.7%	0.7%	0.9%
% of Patients satisfied with the dentistry they have received	2	2	N/A	89.9%	89.1%	92.5%
% of Patients satisfied with the time they had to wait for an appointment	2	2	N/A	79.6%	83.1%	87.0%

* This is based on patients treated on this contract for their most recent course of treatment. Figures in italics indicate the base number of FP17s or Patient Questionnaire responses are less than 100. N/A is shown where the base number of responses is less than 10 during the period. % is calculated as Quantity/Base number*100

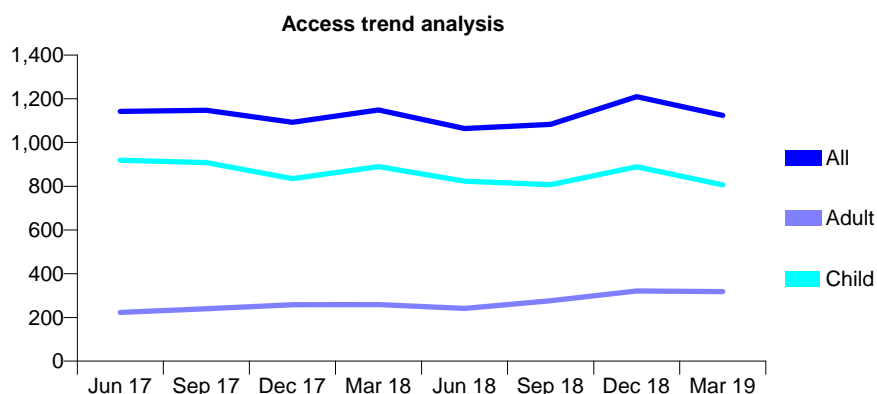
Q61 - Vital Signs At a Glance Contract Report for 174122/0001 - Year end March 2019

Name or company name	Mr Matthew Power, Mrs Nicola Powerand Iv
Contract type name	GDS Contract
Purpose of contract	General and Orthodontic
Contract start date	01/11/2010
Contract end date	

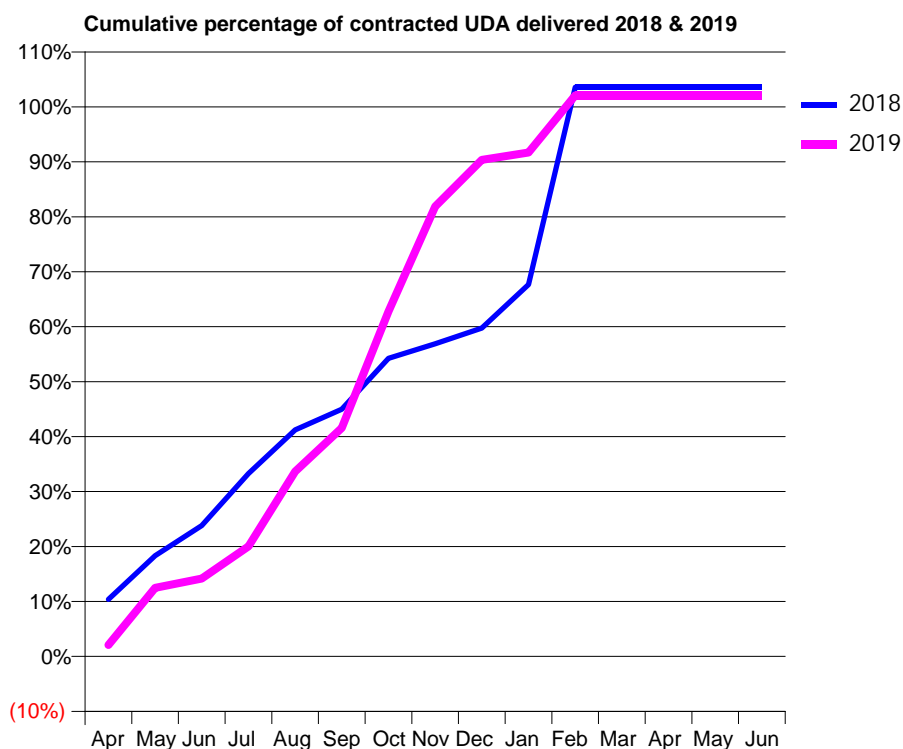
18/19 Contracted general activity (UDA)	529
Carry forward general activity (UDA)	-11
18/19 Contracted orthodontic activity (UOA)	10,864
Carry forward orthodontic activity (UOA)	-217
Baseline contract value	£774,878.45

ACCESS*

Patients seen in 24 months	Total	Change since previous quarter
Quarter ending March 2018	1,149	
Quarter ending June 2018	1,064	↓
Quarter ending September 2018	1,083	→
Quarter ending December 2018	1,210	↑
Quarter ending March 2019	1,124	↓
Variance since March 2018	(2.2%)	↓



ACTIVITY



Month	Adjusted Scheduled Activity (UDA)	
	2018	2019
April	55	11
May	97	66
June	126	75
July	176	106
August	218	178
September	238	220
October	287	332
November	301	433
December	316	478
January	358	485
February	548	540
March	548	540
April	548	540
May	548	540
June	548	540

QUALITY

	Quantity	Base Number	Contract	AT	Region	England
% of FP17s for the same patient ID Re-attending within 3 months - Children	71	1,318	5.4%	10.7%	11.9%	11.8%
% of FP17s for the same patient ID Re-attending within 3 months - Adults	1	138	0.7%	16.1%	16.9%	15.7%
% of FP17s for the same patient ID Re-attending between 3 & 9 months - Children	112	1,318	8.5%	45.1%	48.9%	58.9%
% of FP17s for the same patient ID Re-attending between 3 & 9 months - Adults	6	138	4.3%	36.9%	38.9%	50.8%
% of FP17s for Band 1 Urgent Courses	0	464	0.0%	10.9%	10.7%	9.1%
% of FP17s Relating to Free Repair or Replacements	0	464	0.0%	0.5%	0.5%	0.8%
% of FP17s Relating to Continuations	0	464	0.0%	0.7%	0.7%	0.9%
% of Patients satisfied with the dentistry they have received	0	0	N/A	89.9%	89.1%	92.5%
% of Patients satisfied with the time they had to wait for an appointment	0	0	N/A	79.6%	83.1%	87.0%

* This is based on patients treated on this contract for their most recent course of treatment. Figures in italics indicate the base number of FP17s or Patient Questionnaire responses are less than 100. N/A is shown where the base number of responses is less than 10 during the period. % is calculated as Quantity/Base number*100

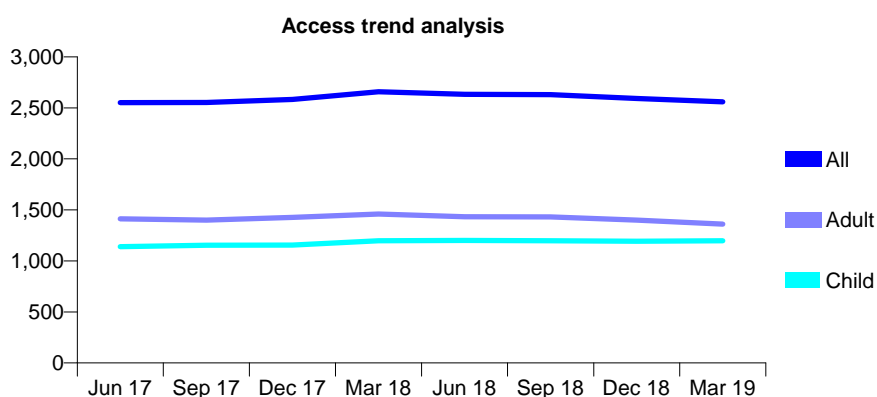
Q61 - Vital Signs At a Glance Contract Report for 175773/0001 - Year end March 2019

Name or company name	Mr Monsur Hannan & Mr Amin Mandegarar
Contract type name	GDS Contract
Purpose of contract	General
Contract start date	01/04/2008
Contract end date	

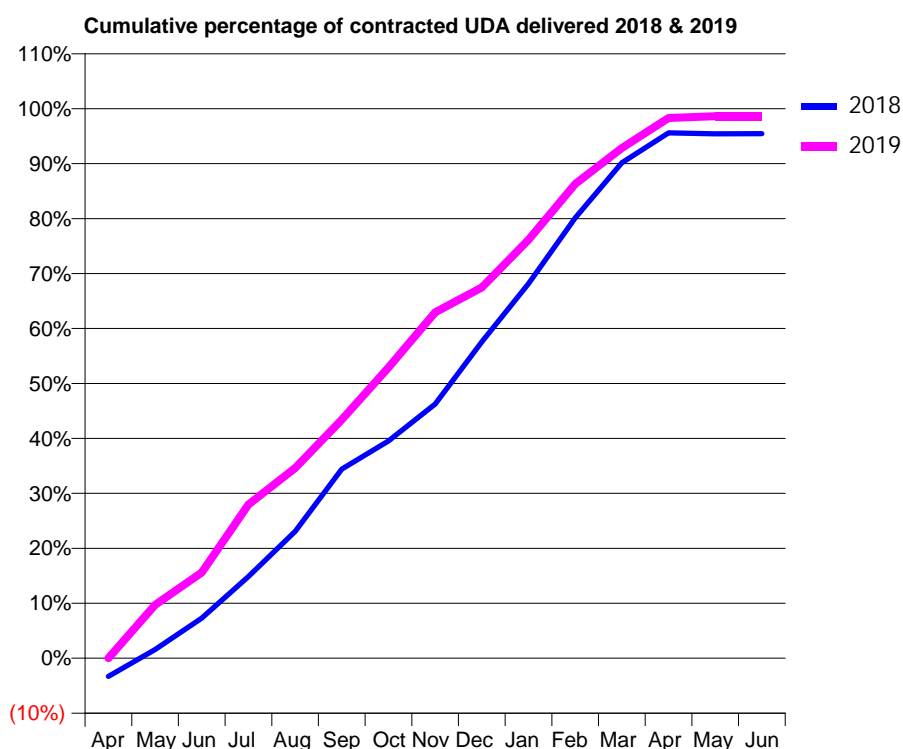
18/19 Contracted general activity (UDA)	5,256
Carry forward general activity (UDA)	0
18/19 Contracted orthodontic activity (UOA)	0
Carry forward orthodontic activity (UOA)	0
Baseline contract value	£147,106.68

ACCESS*

Patients seen in 24 months	Total	Change since previous quarter
Quarter ending March 2018	2,658	
Quarter ending June 2018	2,633	→
Quarter ending September 2018	2,629	→
Quarter ending December 2018	2,593	↓
Quarter ending March 2019	2,559	↓
Variance since March 2018	(3.7%)	↓



ACTIVITY



Month	2018	2019
April	-174	0
May	83	511
June	384	820
July	782	1,470
August	1,214	1,819
September	1,808	2,281
October	2,078	2,781
November	2,431	3,308
December	3,025	3,546
January	3,582	4,001
February	4,213	4,536
March	4,738	4,879
April	5,025	5,166
May	5,016	5,183
June	5,017	5,183

QUALITY

	Quantity	Base Number	Contract	AT	Region	England
% of FP17s for the same patient ID Re-attending within 3 months - Children	99	1,437	6.9%	10.7%	11.9%	11.8%
% of FP17s for the same patient ID Re-attending within 3 months - Adults	195	1,272	15.3%	16.1%	16.9%	15.7%
% of FP17s for the same patient ID Re-attending between 3 & 9 months - Children	717	1,437	49.9%	45.1%	48.9%	58.9%
% of FP17s for the same patient ID Re-attending between 3 & 9 months - Adults	450	1,272	35.4%	36.9%	38.9%	50.8%
% of FP17s for Band 1 Urgent Courses	309	2,747	11.2%	10.9%	10.7%	9.1%
% of FP17s Relating to Free Repair or Replacements	6	2,747	0.2%	0.5%	0.5%	0.8%
% of FP17s Relating to Continuations	2	2,747	0.1%	0.7%	0.7%	0.9%
% of Patients satisfied with the dentistry they have received	0	0	N/A	89.9%	89.1%	92.5%
% of Patients satisfied with the time they had to wait for an appointment	0	0	N/A	79.6%	83.1%	87.0%

* This is based on patients treated on this contract for their most recent course of treatment.

Figures in italics indicate the base number of FP17s or Patient Questionnaire responses are less than 100. N/A is shown where the base number of responses is less than 10 during the period. % is calculated as Quantity/Base number*100

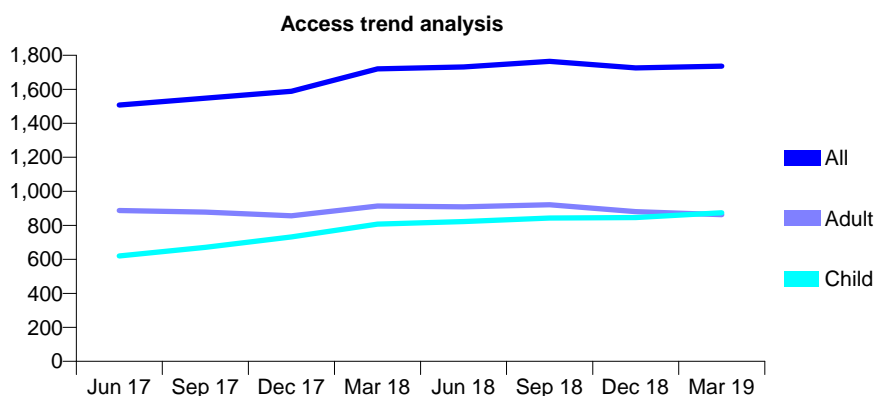
Q61 - Vital Signs At a Glance Contract Report for 176230/0001 - Year end March 2019

Name or company name	Bell Lane Smile Dental Practice
Contract type name	GDS Contract
Purpose of contract	General
Contract start date	01/11/2014
Contract end date	

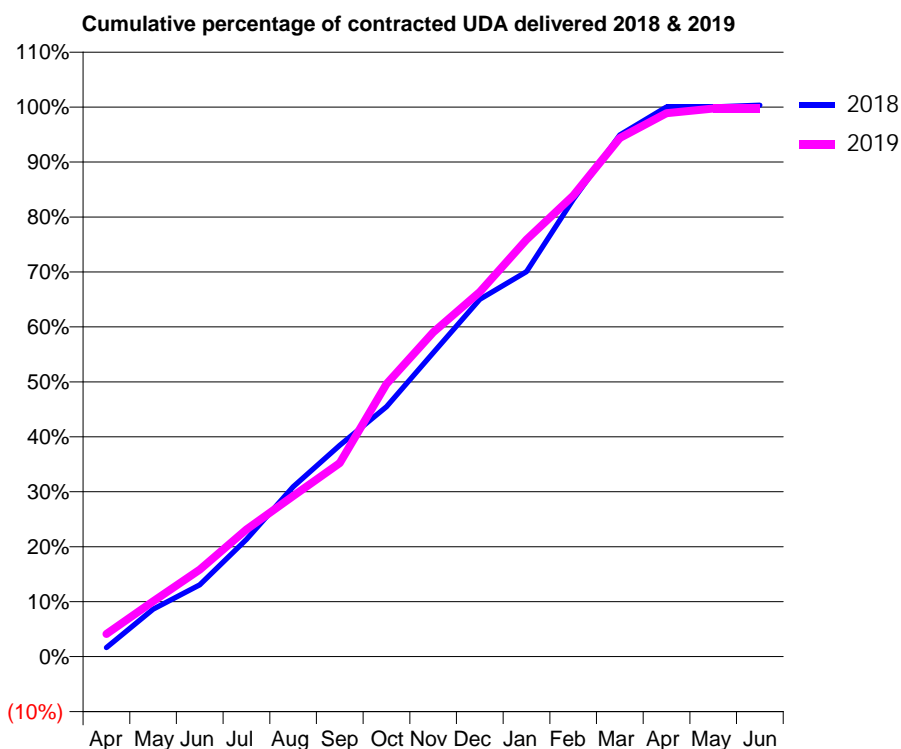
18/19 Contracted general activity (UDA)	5,430
Carry forward general activity (UDA)	-19
18/19 Contracted orthodontic activity (UOA)	0
Carry forward orthodontic activity (UOA)	0
Baseline contract value	£156,515.90

ACCESS*

Patients seen in 24 months	Total	Change since previous quarter
Quarter ending March 2018	1,720	
Quarter ending June 2018	1,731	→
Quarter ending September 2018	1,764	→
Quarter ending December 2018	1,726	↓
Quarter ending March 2019	1,736	→
Variance since March 2018	0.9%	→



ACTIVITY



Month	Adjusted Scheduled Activity (UDA)	
	2018	2019
April	89	225
May	470	546
June	709	860
July	1,159	1,256
August	1,678	1,587
September	2,088	1,913
October	2,468	2,695
November	3,002	3,205
December	3,531	3,603
January	3,803	4,119
February	4,516	4,554
March	5,154	5,124
April	5,431	5,369
May	5,431	5,416
June	5,449	5,416

QUALITY

	Quantity	Base Number	Contract	AT	Region	England
% of FP17s for the same patient ID Re-attending within 3 months - Children	204	1,618	12.6%	10.7%	11.9%	11.8%
% of FP17s for the same patient ID Re-attending within 3 months - Adults	127	839	15.1%	16.1%	16.9%	15.7%
% of FP17s for the same patient ID Re-attending between 3 & 9 months - Children	1,020	1,618	63.0%	45.1%	48.9%	58.9%
% of FP17s for the same patient ID Re-attending between 3 & 9 months - Adults	304	839	36.2%	36.9%	38.9%	50.8%
% of FP17s for Band 1 Urgent Courses	56	2,111	2.7%	10.9%	10.7%	9.1%
% of FP17s Relating to Free Repair or Replacements	1	2,111	0.0%	0.5%	0.5%	0.8%
% of FP17s Relating to Continuations	13	2,111	0.6%	0.7%	0.7%	0.9%
% of Patients satisfied with the dentistry they have received	2	2	N/A	89.9%	89.1%	92.5%
% of Patients satisfied with the time they had to wait for an appointment	2	2	N/A	79.6%	83.1%	87.0%

* This is based on patients treated on this contract for their most recent course of treatment. Figures in italics indicate the base number of FP17s or Patient Questionnaire responses are less than 100. N/A is shown where the base number of responses is less than 10 during the period. % is calculated as Quantity/Base number*100

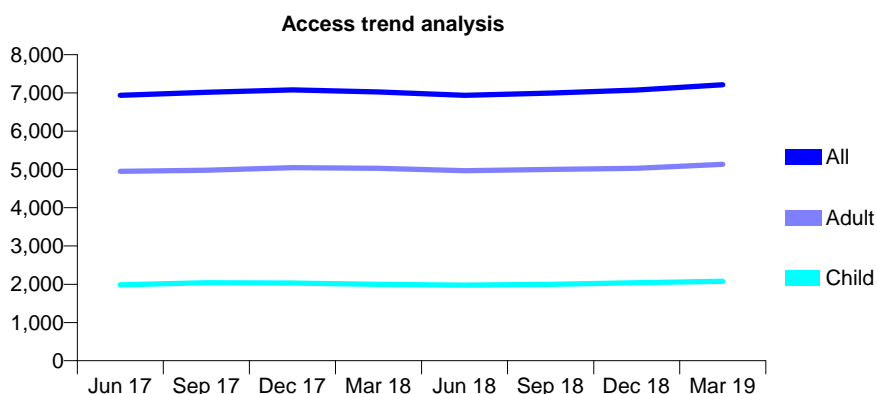
Q61 - Vital Signs At a Glance Contract Report for 176729/0001 - Year end March 2019

Name or company name	S Cowley, R Ingham and J Angelo
Contract type name	GDS Contract
Purpose of contract	General
Contract start date	01/12/2011
Contract end date	

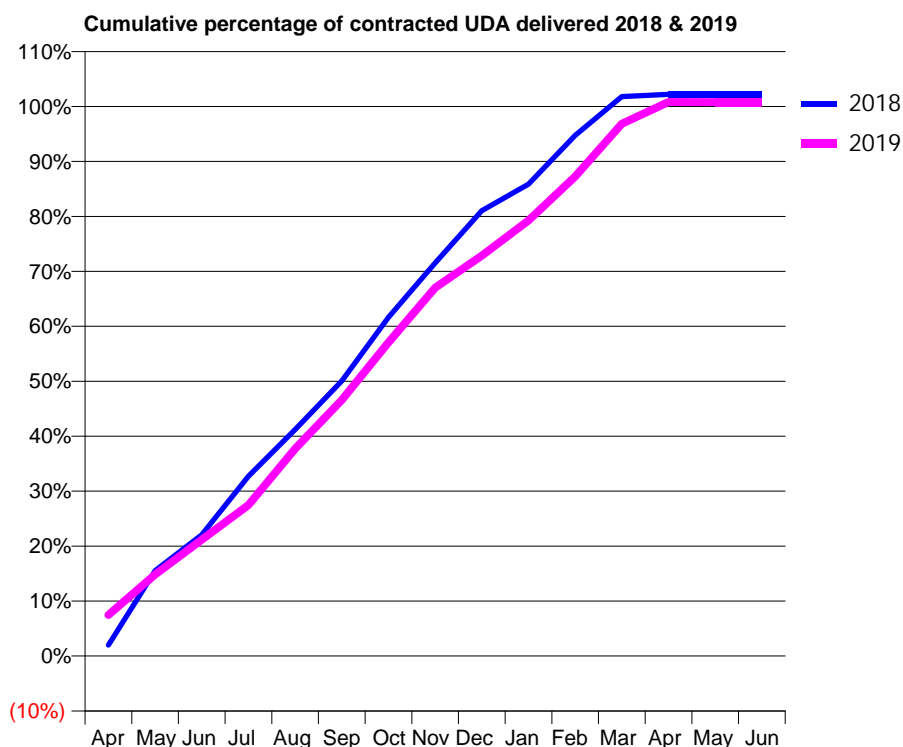
18/19 Contracted general activity (UDA)	18,762
Carry forward general activity (UDA)	-375
18/19 Contracted orthodontic activity (UOA)	0
Carry forward orthodontic activity (UOA)	0
Baseline contract value	£508,805.42

ACCESS*

Patients seen in 24 months	Total	Change since previous quarter
Quarter ending March 2018	7,026	
Quarter ending June 2018	6,938	↓
Quarter ending September 2018	6,997	→
Quarter ending December 2018	7,073	→
Quarter ending March 2019	7,213	→
Variance since March 2018	2.7%	↑



ACTIVITY



Month	Adjusted Scheduled Activity (UDA)	
	2018	2019
April	375	1,399
May	2,916	2,783
June	4,139	3,975
July	6,139	5,156
August	7,732	7,078
September	9,391	8,740
October	11,562	10,706
November	13,425	12,577
December	15,203	13,669
January	16,109	14,874
February	17,777	16,370
March	19,095	18,168
April	19,176	18,917
May	19,175	18,905
June	19,175	18,905

QUALITY

	Quantity	Base Number	Contract	AT	Region	England
% of FP17s for the same patient ID Re-attending within 3 months - Children	168	2,314	7.3%	10.7%	11.9%	11.8%
% of FP17s for the same patient ID Re-attending within 3 months - Adults	564	4,622	12.2%	16.1%	16.9%	15.7%
% of FP17s for the same patient ID Re-attending between 3 & 9 months - Children	893	2,314	38.6%	45.1%	48.9%	58.9%
% of FP17s for the same patient ID Re-attending between 3 & 9 months - Adults	1,203	4,622	26.0%	36.9%	38.9%	50.8%
% of FP17s for Band 1 Urgent Courses	616	7,176	8.6%	10.9%	10.7%	9.1%
% of FP17s Relating to Free Repair or Replacements	21	7,176	0.3%	0.5%	0.5%	0.8%
% of FP17s Relating to Continuations	126	7,176	1.8%	0.7%	0.7%	0.9%
% of Patients satisfied with the dentistry they have received	1	1	N/A	89.9%	89.1%	92.5%
% of Patients satisfied with the time they had to wait for an appointment	1	1	N/A	79.6%	83.1%	87.0%

* This is based on patients treated on this contract for their most recent course of treatment. Figures in italics indicate the base number of FP17s or Patient Questionnaire responses are less than 100. N/A is shown where the base number of responses is less than 10 during the period. % is calculated as Quantity/Base number*100

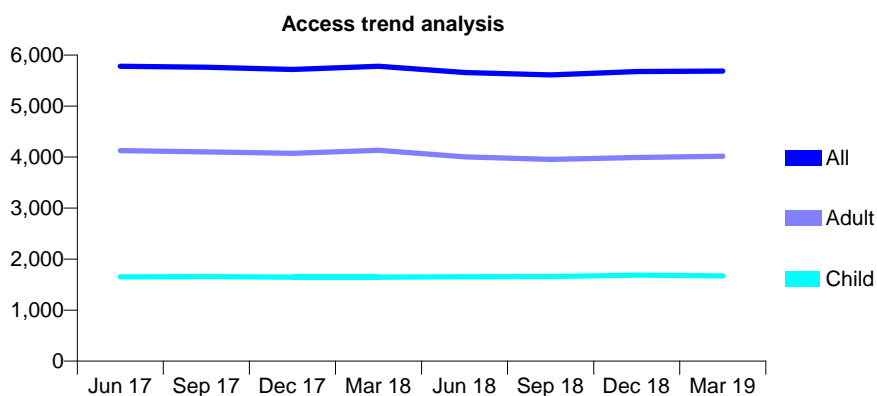
Q61 - Vital Signs At a Glance Contract Report for 177180/0001 - Year end March 2019

Name or company name	Cosmo Clinic Ltd.
Contract type name	GDS Contract
Purpose of contract	General
Contract start date	01/05/2010
Contract end date	

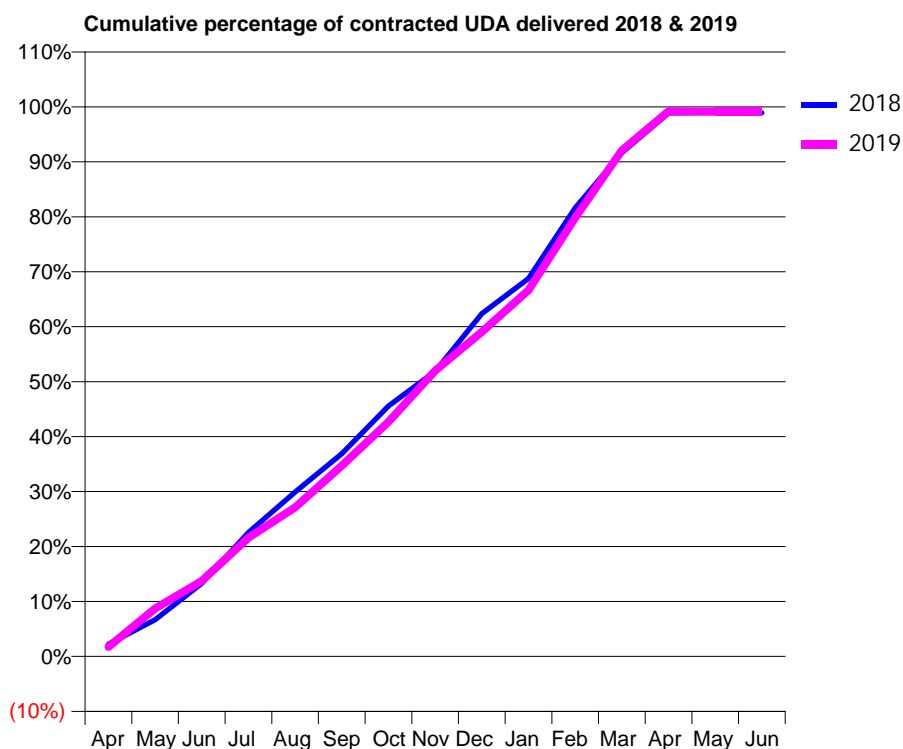
18/19 Contracted general activity (UDA)	21,931
Carry forward general activity (UDA)	237
18/19 Contracted orthodontic activity (UOA)	0
Carry forward orthodontic activity (UOA)	0
Baseline contract value	£623,736.49

ACCESS*

Patients seen in 24 months	Total	Change since previous quarter
Quarter ending March 2018	5,782	
Quarter ending June 2018	5,659	↓
Quarter ending September 2018	5,612	→
Quarter ending December 2018	5,678	→
Quarter ending March 2019	5,688	→
Variance since March 2018	(1.6%)	↓



ACTIVITY



Month	Adjusted Scheduled Activity (UDA)	
	2018	2019
April	485	381
May	1,467	1,911
June	2,921	3,012
July	4,946	4,738
August	6,566	5,955
September	8,089	7,610
October	9,992	9,358
November	11,376	11,401
December	13,674	12,952
January	15,084	14,615
February	17,898	17,511
March	20,091	20,189
April	21,684	21,752
May	21,706	21,737
June	21,694	21,737

QUALITY

	Quantity	Base Number	Contract	AT	Region	England
% of FP17s for the same patient ID Re-attending within 3 months - Children	163	1,832	8.9%	10.7%	11.9%	11.8%
% of FP17s for the same patient ID Re-attending within 3 months - Adults	638	3,972	16.1%	16.1%	16.9%	15.7%
% of FP17s for the same patient ID Re-attending between 3 & 9 months - Children	579	1,832	31.6%	45.1%	48.9%	58.9%
% of FP17s for the same patient ID Re-attending between 3 & 9 months - Adults	1,169	3,972	29.4%	36.9%	38.9%	50.8%
% of FP17s for Band 1 Urgent Courses	462	5,734	8.1%	10.9%	10.7%	9.1%
% of FP17s Relating to Free Repair or Replacements	18	5,734	0.3%	0.5%	0.5%	0.8%
% of FP17s Relating to Continuations	4	5,734	0.1%	0.7%	0.7%	0.9%
% of Patients satisfied with the dentistry they have received	2	2	N/A	89.9%	89.1%	92.5%
% of Patients satisfied with the time they had to wait for an appointment	2	2	N/A	79.6%	83.1%	87.0%

* This is based on patients treated on this contract for their most recent course of treatment. Figures in italics indicate the base number of FP17s or Patient Questionnaire responses are less than 100. N/A is shown where the base number of responses is less than 10 during the period. % is calculated as Quantity/Base number*100

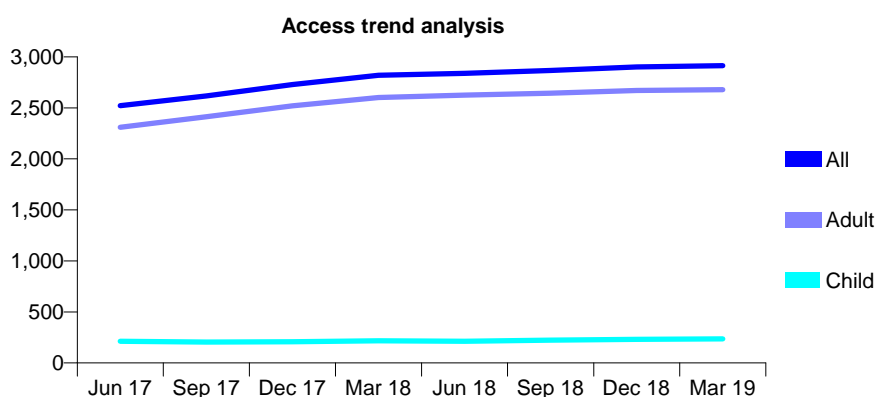
Q61 - Vital Signs At a Glance Contract Report for 177431/0001 - Year end March 2019

Name or company name	Mr H Al-Hariri & Mrs N Al-Hariri
Contract type name	GDS Contract
Purpose of contract	General
Contract start date	01/04/2015
Contract end date	

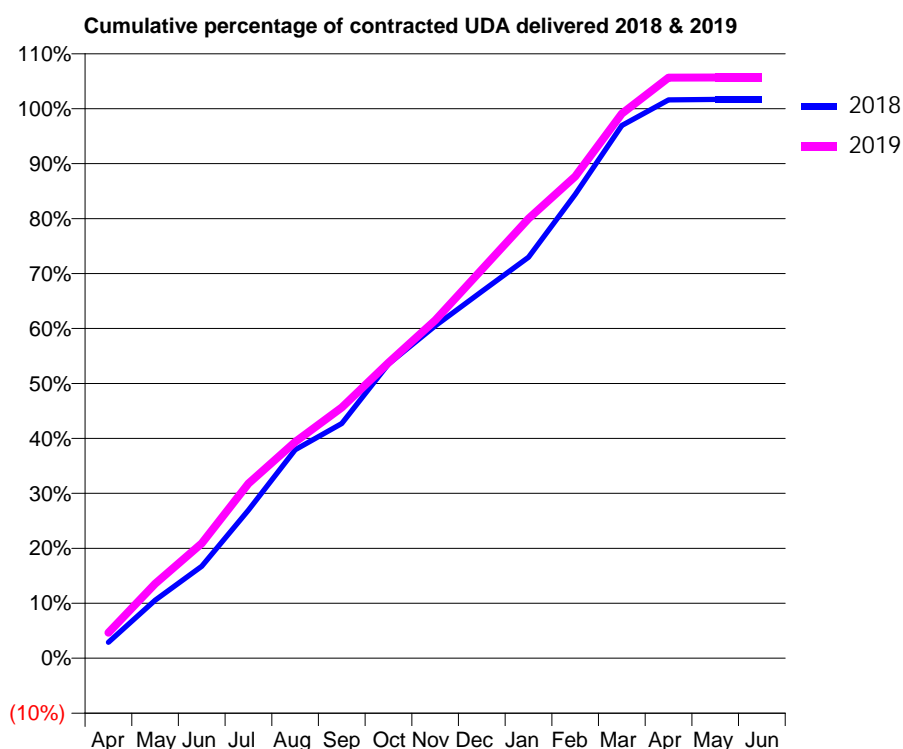
18/19 Contracted general activity (UDA)	5,441
Carry forward general activity (UDA)	-91
18/19 Contracted orthodontic activity (UOA)	0
Carry forward orthodontic activity (UOA)	0
Baseline contract value	£176,036.54

ACCESS*

Patients seen in 24 months	Total	Change since previous quarter
Quarter ending March 2018	2,820	
Quarter ending June 2018	2,839	→
Quarter ending September 2018	2,867	→
Quarter ending December 2018	2,901	→
Quarter ending March 2019	2,915	→
Variance since March 2018	3.4%	↑



ACTIVITY



Month	Adjusted Scheduled Activity (UDA)	
	2018	2019
April	157	253
May	576	737
June	911	1,138
July	1,467	1,729
August	2,065	2,140
September	2,324	2,481
October	2,914	2,925
November	3,291	3,346
December	3,632	3,848
January	3,970	4,351
February	4,593	4,770
March	5,274	5,392
April	5,527	5,748
May	5,531	5,749
June	5,532	5,750

QUALITY

	Quantity	Base Number	Contract	AT	Region	England
% of FP17s for the same patient ID Re-attending within 3 months - Children	7	225	3.1%	10.7%	11.9%	11.8%
% of FP17s for the same patient ID Re-attending within 3 months - Adults	166	2,399	6.9%	16.1%	16.9%	15.7%
% of FP17s for the same patient ID Re-attending between 3 & 9 months - Children	57	225	25.3%	45.1%	48.9%	58.9%
% of FP17s for the same patient ID Re-attending between 3 & 9 months - Adults	517	2,399	21.6%	36.9%	38.9%	50.8%
% of FP17s for Band 1 Urgent Courses	400	2,610	15.3%	10.9%	10.7%	9.1%
% of FP17s Relating to Free Repair or Replacements	8	2,610	0.3%	0.5%	0.5%	0.8%
% of FP17s Relating to Continuations	10	2,610	0.4%	0.7%	0.7%	0.9%
% of Patients satisfied with the dentistry they have received	2	2	N/A	89.9%	89.1%	92.5%
% of Patients satisfied with the time they had to wait for an appointment	1	2	N/A	79.6%	83.1%	87.0%

* This is based on patients treated on this contract for their most recent course of treatment.

Figures in italics indicate the base number of FP17s or Patient Questionnaire responses are less than 100. N/A is shown where the base number of responses is less than 10 during the period. % is calculated as Quantity/Base number*100

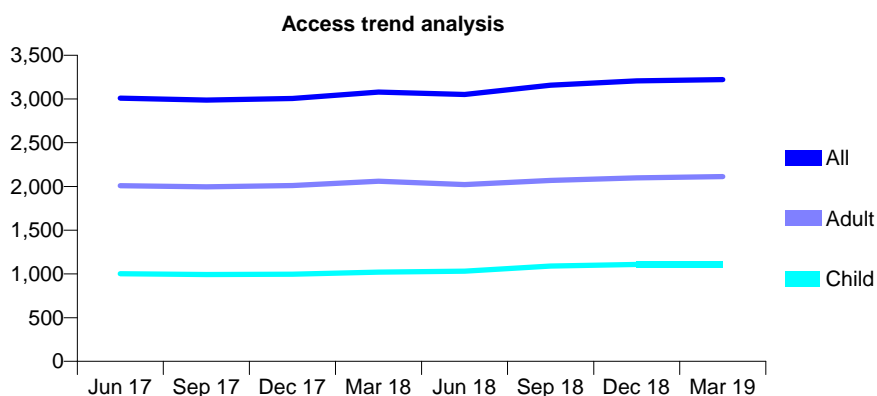
Q61 - Vital Signs At a Glance Contract Report for 177660/0001 - Year end March 2019

Name or company name	Fladbury Dental Surgery
Contract type name	GDS Contract
Purpose of contract	General
Contract start date	01/03/2012
Contract end date	

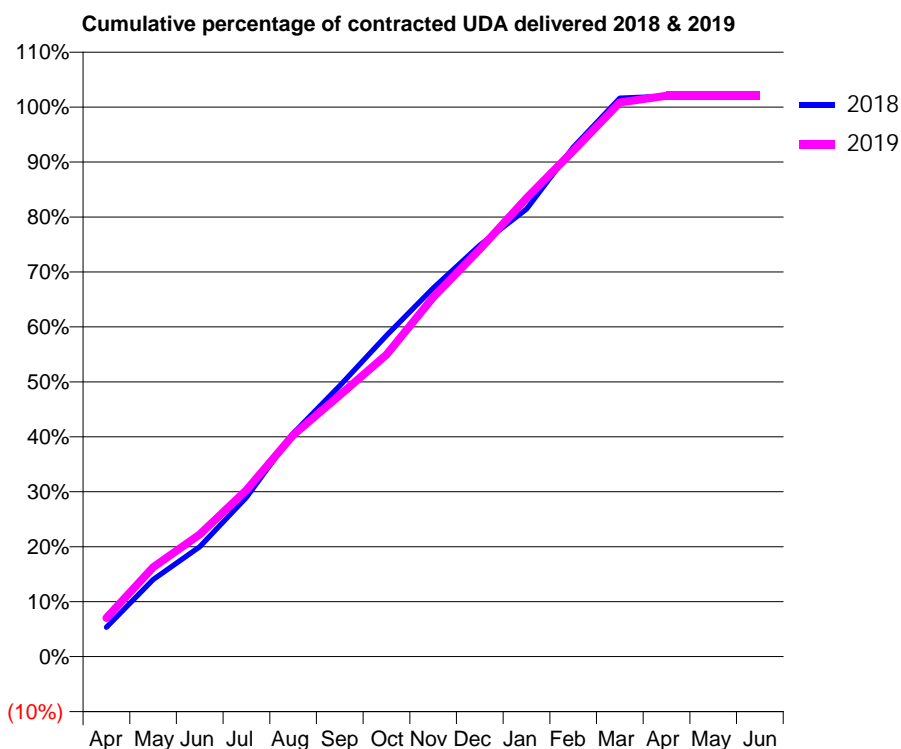
18/19 Contracted general activity (UDA)	9,916
Carry forward general activity (UDA)	-198
18/19 Contracted orthodontic activity (UOA)	0
Carry forward orthodontic activity (UOA)	0
Baseline contract value	£266,093.77

ACCESS*

Patients seen in 24 months	Total	Change since previous quarter
Quarter ending March 2018	3,079	
Quarter ending June 2018	3,053	→
Quarter ending September 2018	3,158	↑
Quarter ending December 2018	3,206	→
Quarter ending March 2019	3,221	→
Variance since March 2018	4.6%	↑



ACTIVITY



Month	Adjusted Scheduled Activity (UDA)	
	2018	2019
April	531	697
May	1,389	1,613
June	1,985	2,205
July	2,875	3,005
August	4,026	3,998
September	4,889	4,717
October	5,796	5,450
November	6,651	6,483
December	7,423	7,351
January	8,077	8,271
February	9,191	9,125
March	10,077	9,999
April	10,113	10,120
May	10,126	10,120
June	10,126	10,120

QUALITY

	Quantity	Base Number	Contract	AT	Region	England
% of FP17s for the same patient ID Re-attending within 3 months - Children	168	1,522	11.0%	10.7%	11.9%	11.8%
% of FP17s for the same patient ID Re-attending within 3 months - Adults	631	2,740	23.0%	16.1%	16.9%	15.7%
% of FP17s for the same patient ID Re-attending between 3 & 9 months - Children	742	1,522	48.8%	45.1%	48.9%	58.9%
% of FP17s for the same patient ID Re-attending between 3 & 9 months - Adults	1,060	2,740	38.7%	36.9%	38.9%	50.8%
% of FP17s for Band 1 Urgent Courses	799	4,290	18.6%	10.9%	10.7%	9.1%
% of FP17s Relating to Free Repair or Replacements	43	4,290	1.0%	0.5%	0.5%	0.8%
% of FP17s Relating to Continuations	50	4,290	1.2%	0.7%	0.7%	0.9%
% of Patients satisfied with the dentistry they have received	0	0	N/A	89.9%	89.1%	92.5%
% of Patients satisfied with the time they had to wait for an appointment	0	0	N/A	79.6%	83.1%	87.0%

* This is based on patients treated on this contract for their most recent course of treatment. Figures in italics indicate the base number of FP17s or Patient Questionnaire responses are less than 100. N/A is shown where the base number of responses is less than 10 during the period. % is calculated as Quantity/Base number*100

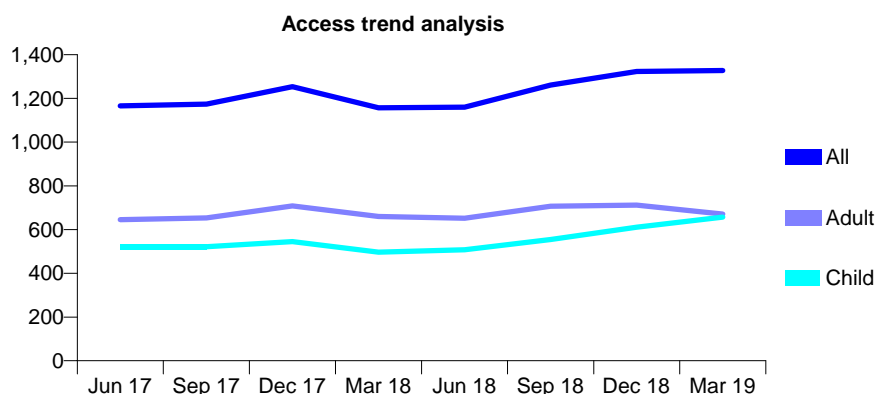
Q61 - Vital Signs At a Glance Contract Report for 177695/0001 - Year end March 2019

Name or company name	Mr Ajay Joshi and Mr Karn Kapil
Contract type name	GDS Contract
Purpose of contract	General
Contract start date	01/04/2015
Contract end date	

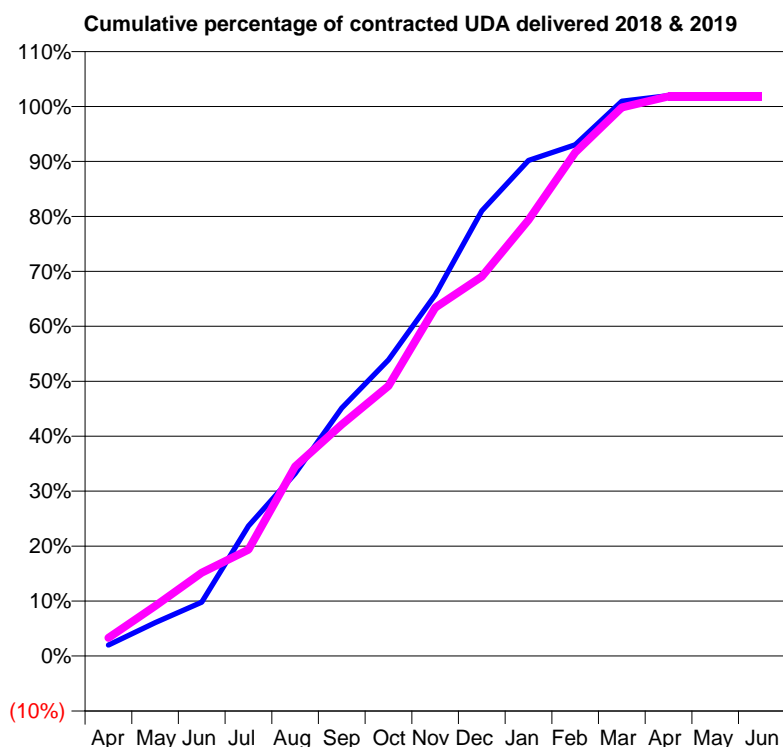
18/19 Contracted general activity (UDA)	3,738
Carry forward general activity (UDA)	-73
18/19 Contracted orthodontic activity (UOA)	0
Carry forward orthodontic activity (UOA)	0
Baseline contract value	£121,046.04

ACCESS*

Patients seen in 24 months	Total	Change since previous quarter
Quarter ending March 2018	1,157	
Quarter ending June 2018	1,160	→
Quarter ending September 2018	1,261	↑
Quarter ending December 2018	1,323	↑
Quarter ending March 2019	1,328	→
Variance since March 2018	14.8%	↑



ACTIVITY



Month	Adjusted Scheduled Activity (UDA)	
	2018	2019
April	75	124
May	228	340
June	367	566
July	885	724
August	1,242	1,289
September	1,687	1,575
October	2,015	1,837
November	2,457	2,369
December	3,029	2,580
January	3,370	2,966
February	3,477	3,425
March	3,773	3,731
April	3,811	3,806
May	3,811	3,806
June	3,811	3,806

QUALITY

	Quantity	Base Number	Contract	AT	Region	England
% of FP17s for the same patient ID Re-attending within 3 months - Children	22	770	2.9%	10.7%	11.9%	11.8%
% of FP17s for the same patient ID Re-attending within 3 months - Adults	50	651	7.7%	16.1%	16.9%	15.7%
% of FP17s for the same patient ID Re-attending between 3 & 9 months - Children	101	770	13.1%	45.1%	48.9%	58.9%
% of FP17s for the same patient ID Re-attending between 3 & 9 months - Adults	58	651	8.9%	36.9%	38.9%	50.8%
% of FP17s for Band 1 Urgent Courses	205	1,422	14.4%	10.9%	10.7%	9.1%
% of FP17s Relating to Free Repair or Replacements	0	1,422	0.0%	0.5%	0.5%	0.8%
% of FP17s Relating to Continuations	2	1,422	0.1%	0.7%	0.7%	0.9%
% of Patients satisfied with the dentistry they have received	0	0	N/A	89.9%	89.1%	92.5%
% of Patients satisfied with the time they had to wait for an appointment	0	0	N/A	79.6%	83.1%	87.0%

* This is based on patients treated on this contract for their most recent course of treatment. Figures in italics indicate the base number of FP17s or Patient Questionnaire responses are less than 100. N/A is shown where the base number of responses is less than 10 during the period. % is calculated as Quantity/Base number*100

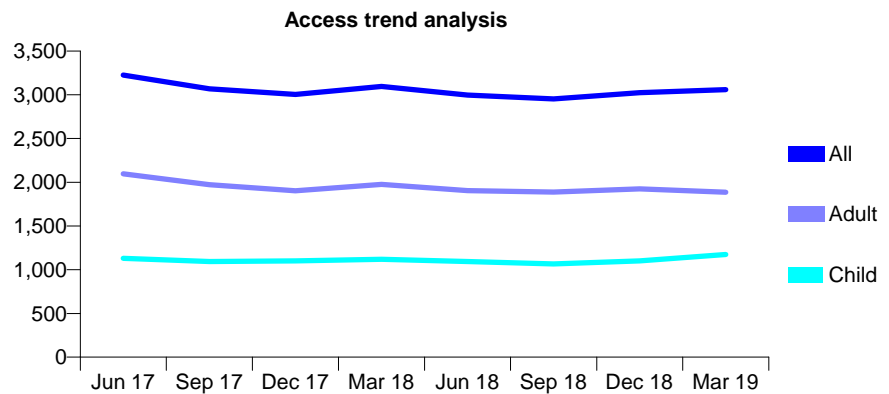
Q61 - Vital Signs At a Glance Contract Report for 178527/0001 - Year end March 2019

Name or company name	Golders Green Dental Care
Contract type name	GDS Contract
Purpose of contract	General
Contract start date	01/04/2015
Contract end date	

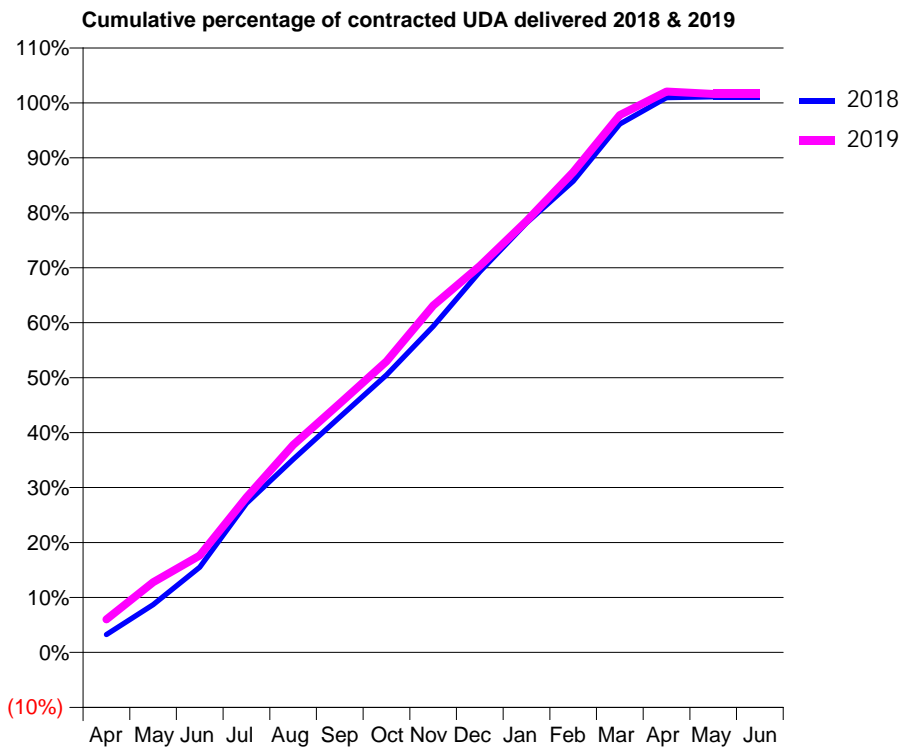
18/19 Contracted general activity (UDA)	9,424
Carry forward general activity (UDA)	-104
18/19 Contracted orthodontic activity (UOA)	0
Carry forward orthodontic activity (UOA)	0
Baseline contract value	£285,219.97

ACCESS*

Patients seen in 24 months	Total	Change since previous quarter
Quarter ending March 2018	3,095	
Quarter ending June 2018	2,996	↓
Quarter ending September 2018	2,953	↓
Quarter ending December 2018	3,025	↑
Quarter ending March 2019	3,059	→
Variance since March 2018	(1.2%)	↓



ACTIVITY



Month	Adjusted Scheduled Activity (UDA)	
	2018	2019
April	308	565
May	821	1,203
June	1,462	1,662
July	2,555	2,659
August	3,311	3,557
September	4,036	4,268
October	4,758	4,991
November	5,592	5,950
December	6,528	6,627
January	7,365	7,397
February	8,080	8,237
March	9,060	9,215
April	9,515	9,617
May	9,528	9,576
June	9,528	9,576

QUALITY

	Quantity	Base Number	Contract	AT	Region	England
% of FP17s for the same patient ID Re-attending within 3 months - Children	184	1,645	11.2%	10.7%	11.9%	11.8%
% of FP17s for the same patient ID Re-attending within 3 months - Adults	413	2,345	17.6%	16.1%	16.9%	15.7%
% of FP17s for the same patient ID Re-attending between 3 & 9 months - Children	767	1,645	46.6%	45.1%	48.9%	58.9%
% of FP17s for the same patient ID Re-attending between 3 & 9 months - Adults	1,091	2,345	46.5%	36.9%	38.9%	50.8%
% of FP17s for Band 1 Urgent Courses	329	3,960	8.3%	10.9%	10.7%	9.1%
% of FP17s Relating to Free Repair or Replacements	50	3,960	1.3%	0.5%	0.5%	0.8%
% of FP17s Relating to Continuations	15	3,960	0.4%	0.7%	0.7%	0.9%
% of Patients satisfied with the dentistry they have received	2	2	N/A	89.9%	89.1%	92.5%
% of Patients satisfied with the time they had to wait for an appointment	2	2	N/A	79.6%	83.1%	87.0%

* This is based on patients treated on this contract for their most recent course of treatment. Figures in italics indicate the base number of FP17s or Patient Questionnaire responses are less than 100. N/A is shown where the base number of responses is less than 10 during the period. % is calculated as Quantity/Base number*100

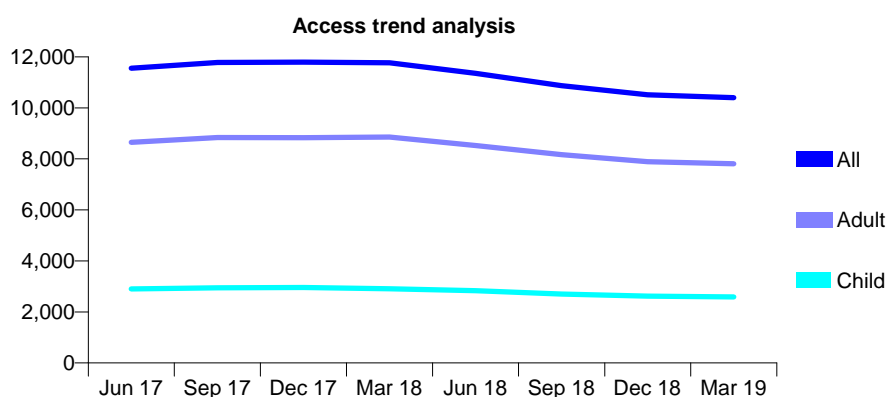
Q61 - Vital Signs At a Glance Contract Report for 178950/0001 - Year end March 2019

Name or company name	MC Dentistry Ltd
Contract type name	GDS Contract
Purpose of contract	General
Contract start date	01/04/2012
Contract end date	

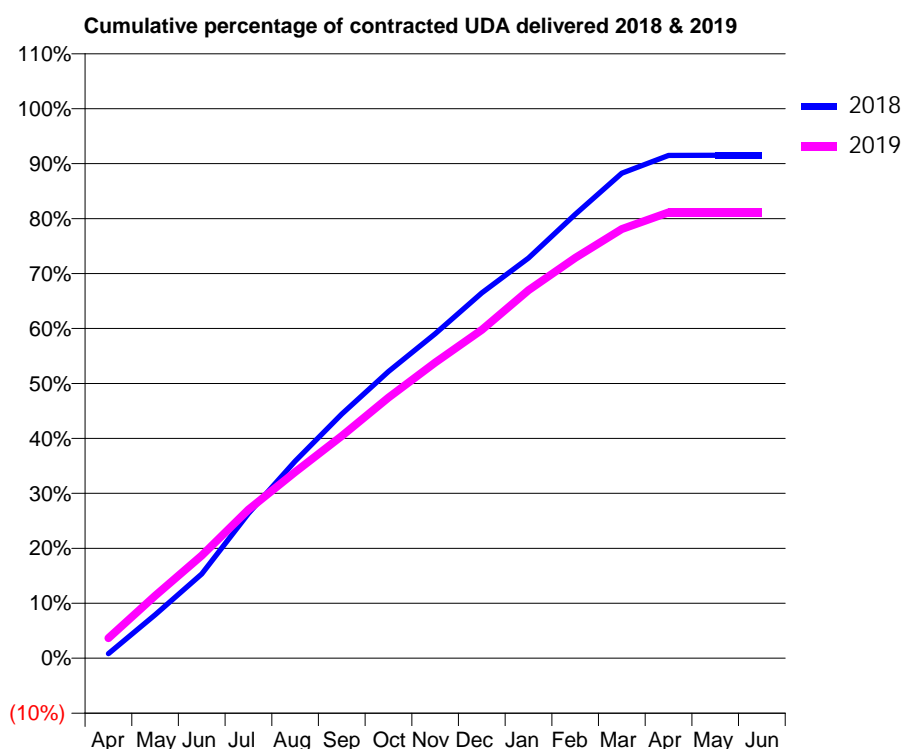
18/19 Contracted general activity (UDA)	36,284
Carry forward general activity (UDA)	0
18/19 Contracted orthodontic activity (UOA)	0
Carry forward orthodontic activity (UOA)	0
Baseline contract value	£1,005,795.92

ACCESS*

Patients seen in 24 months	Total	Change since previous quarter
Quarter ending March 2018	11,766	
Quarter ending June 2018	11,353	↓
Quarter ending September 2018	10,866	↓
Quarter ending December 2018	10,511	↓
Quarter ending March 2019	10,395	↓
Variance since March 2018	(11.7%)	↓



ACTIVITY



Month	2018	2019
April	305	1,321
May	2,866	4,124
June	5,567	6,780
July	9,554	9,816
August	13,018	12,298
September	16,114	14,671
October	18,935	17,209
November	21,423	19,527
December	24,121	21,682
January	26,419	24,298
February	29,306	26,424
March	32,017	28,341
April	33,201	29,428
May	33,211	29,430
June	33,208	29,432

QUALITY

	Quantity	Base Number	Contract	AT	Region	England
% of FP17s for the same patient ID Re-attending within 3 months - Children	137	2,474	5.5%	10.7%	11.9%	11.8%
% of FP17s for the same patient ID Re-attending within 3 months - Adults	693	6,803	10.2%	16.1%	16.9%	15.7%
% of FP17s for the same patient ID Re-attending between 3 & 9 months - Children	675	2,474	27.3%	45.1%	48.9%	58.9%
% of FP17s for the same patient ID Re-attending between 3 & 9 months - Adults	2,241	6,803	32.9%	36.9%	38.9%	50.8%
% of FP17s for Band 1 Urgent Courses	715	9,299	7.7%	10.9%	10.7%	9.1%
% of FP17s Relating to Free Repair or Replacements	12	9,299	0.1%	0.5%	0.5%	0.8%
% of FP17s Relating to Continuations	77	9,299	0.8%	0.7%	0.7%	0.9%
% of Patients satisfied with the dentistry they have received	0	0	N/A	89.9%	89.1%	92.5%
% of Patients satisfied with the time they had to wait for an appointment	0	0	N/A	79.6%	83.1%	87.0%

* This is based on patients treated on this contract for their most recent course of treatment.

Figures in italics indicate the base number of FP17s or Patient Questionnaire responses are less than 100. N/A is shown where the base number of responses is less than 10 during the period. % is calculated as Quantity/Base number*100

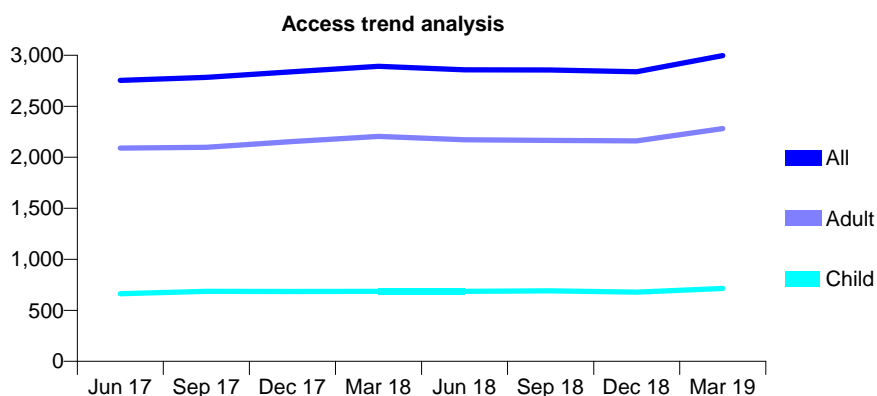
Q61 - Vital Signs At a Glance Contract Report for 178969/0001 - Year end March 2019

Name or company name	Edmonton Village Dental Practice
Contract type name	GDS Contract
Purpose of contract	General
Contract start date	05/09/2013
Contract end date	

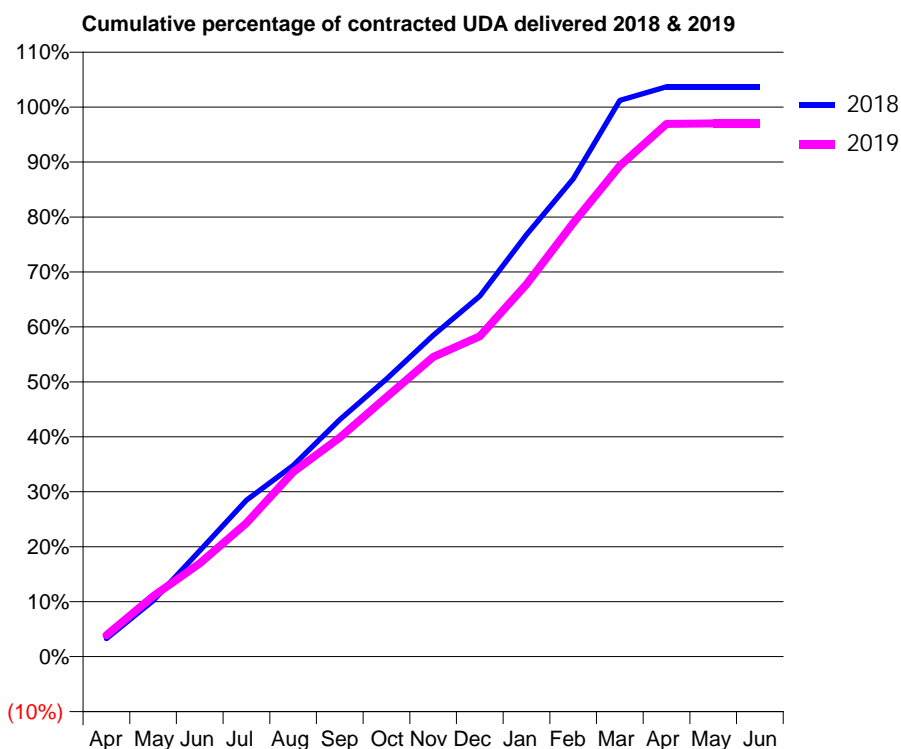
18/19 Contracted general activity (UDA)	10,107
Carry forward general activity (UDA)	-202
18/19 Contracted orthodontic activity (UOA)	0
Carry forward orthodontic activity (UOA)	0
Baseline contract value	£377,270.46

ACCESS*

Patients seen in 24 months	Total	Change since previous quarter
Quarter ending March 2018	2,892	
Quarter ending June 2018	2,857	↓
Quarter ending September 2018	2,856	→
Quarter ending December 2018	2,838	→
Quarter ending March 2019	2,997	↑
Variance since March 2018	3.6%	↑



ACTIVITY



Month	Adjusted Scheduled Activity (UDA)	
	2018	2019
April	333	393
May	1,029	1,112
June	1,949	1,716
July	2,878	2,456
August	3,517	3,395
September	4,358	4,029
October	5,106	4,772
November	5,909	5,511
December	6,630	5,893
January	7,761	6,848
February	8,787	7,976
March	10,229	9,027
April	10,479	9,798
May	10,479	9,805
June	10,479	9,805

QUALITY

	Quantity	Base Number	Contract	AT	Region	England
% of FP17s for the same patient ID Re-attending within 3 months - Children	66	703	9.4%	10.7%	11.9%	11.8%
% of FP17s for the same patient ID Re-attending within 3 months - Adults	370	2,081	17.8%	16.1%	16.9%	15.7%
% of FP17s for the same patient ID Re-attending between 3 & 9 months - Children	166	703	23.6%	45.1%	48.9%	58.9%
% of FP17s for the same patient ID Re-attending between 3 & 9 months - Adults	455	2,081	21.9%	36.9%	38.9%	50.8%
% of FP17s for Band 1 Urgent Courses	326	2,893	11.3%	10.9%	10.7%	9.1%
% of FP17s Relating to Free Repair or Replacements	13	2,893	0.4%	0.5%	0.5%	0.8%
% of FP17s Relating to Continuations	17	2,893	0.6%	0.7%	0.7%	0.9%
% of Patients satisfied with the dentistry they have received	1	1	N/A	89.9%	89.1%	92.5%
% of Patients satisfied with the time they had to wait for an appointment	1	1	N/A	79.6%	83.1%	87.0%

* This is based on patients treated on this contract for their most recent course of treatment. Figures in italics indicate the base number of FP17s or Patient Questionnaire responses are less than 100. N/A is shown where the base number of responses is less than 10 during the period. % is calculated as Quantity/Base number*100

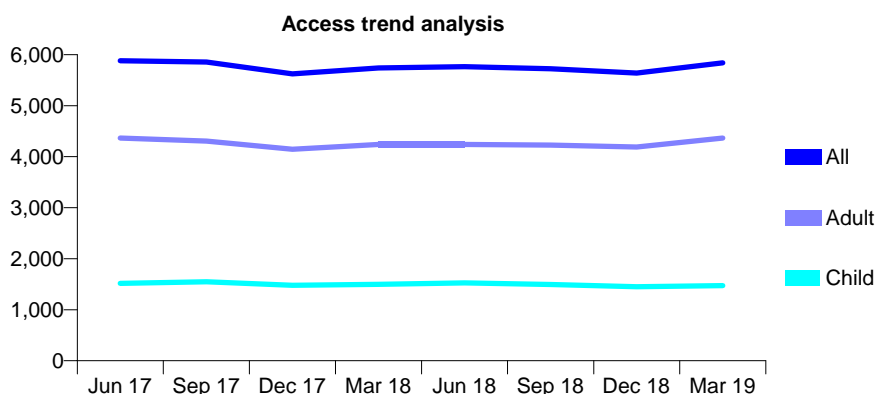
Q61 - Vital Signs At a Glance Contract Report for 179450/0001 - Year end March 2019

Name or company name	Inglehurst Dental Practice Ltd
Contract type name	GDS Contract
Purpose of contract	General
Contract start date	01/06/2011
Contract end date	

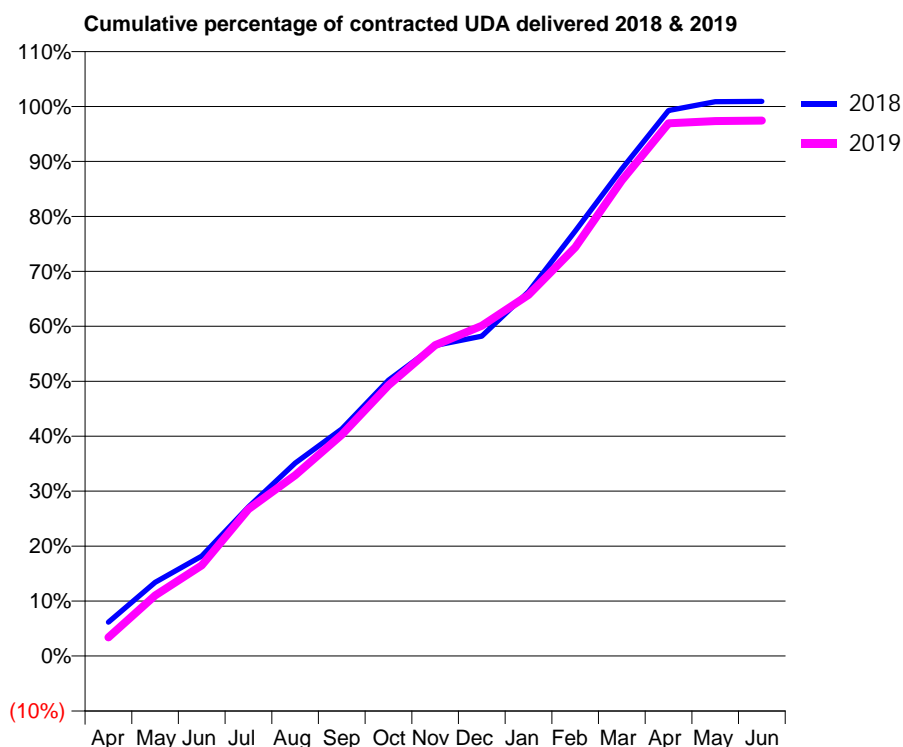
18/19 Contracted general activity (UDA)	16,064
Carry forward general activity (UDA)	-149
18/19 Contracted orthodontic activity (UOA)	0
Carry forward orthodontic activity (UOA)	0
Baseline contract value	£424,490.17

ACCESS*

Patients seen in 24 months	Total	Change since previous quarter
Quarter ending March 2018	5,740	
Quarter ending June 2018	5,766	→
Quarter ending September 2018	5,723	→
Quarter ending December 2018	5,640	↓
Quarter ending March 2019	5,839	↑
Variance since March 2018	1.7%	→



ACTIVITY



Month	Adjusted Scheduled Activity (UDA)	
	2018	2019
April	991	545
May	2,153	1,770
June	2,921	2,653
July	4,358	4,293
August	5,639	5,285
September	6,636	6,469
October	8,065	7,917
November	9,075	9,088
December	9,348	9,655
January	10,648	10,560
February	12,421	11,948
March	14,239	13,901
April	15,946	15,573
May	16,205	15,640
June	16,213	15,651

QUALITY

	Quantity	Base Number	Contract	AT	Region	England
% of FP17s for the same patient ID Re-attending within 3 months - Children	98	1,645	6.0%	10.7%	11.9%	11.8%
% of FP17s for the same patient ID Re-attending within 3 months - Adults	542	4,345	12.5%	16.1%	16.9%	15.7%
% of FP17s for the same patient ID Re-attending between 3 & 9 months - Children	594	1,645	36.1%	45.1%	48.9%	58.9%
% of FP17s for the same patient ID Re-attending between 3 & 9 months - Adults	1,338	4,345	30.8%	36.9%	38.9%	50.8%
% of FP17s for Band 1 Urgent Courses	378	5,266	7.2%	10.9%	10.7%	9.1%
% of FP17s Relating to Free Repair or Replacements	19	5,266	0.4%	0.5%	0.5%	0.8%
% of FP17s Relating to Continuations	65	5,266	1.2%	0.7%	0.7%	0.9%
% of Patients satisfied with the dentistry they have received	1	1	N/A	89.9%	89.1%	92.5%
% of Patients satisfied with the time they had to wait for an appointment	1	1	N/A	79.6%	83.1%	87.0%

* This is based on patients treated on this contract for their most recent course of treatment. Figures in italics indicate the base number of FP17s or Patient Questionnaire responses are less than 100. N/A is shown where the base number of responses is less than 10 during the period. % is calculated as Quantity/Base number*100

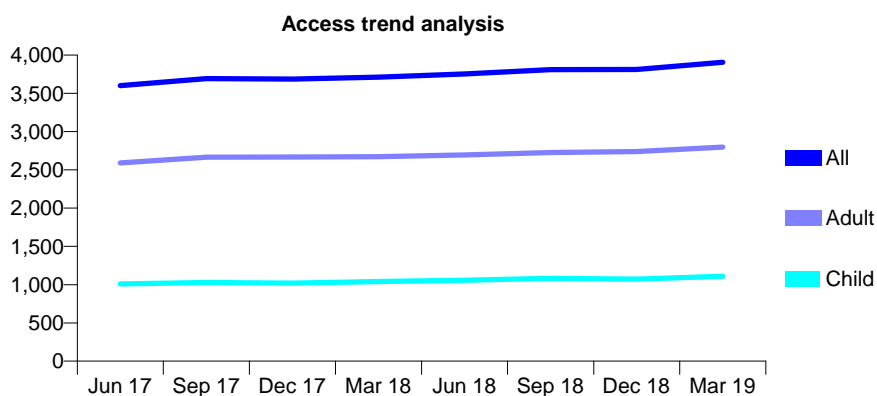
Q61 - Vital Signs At a Glance Contract Report for 179574/0001 - Year end March 2019

Name or company name	Eli Shalom Joffe
Contract type name	GDS Contract
Purpose of contract	General
Contract start date	01/04/2015
Contract end date	

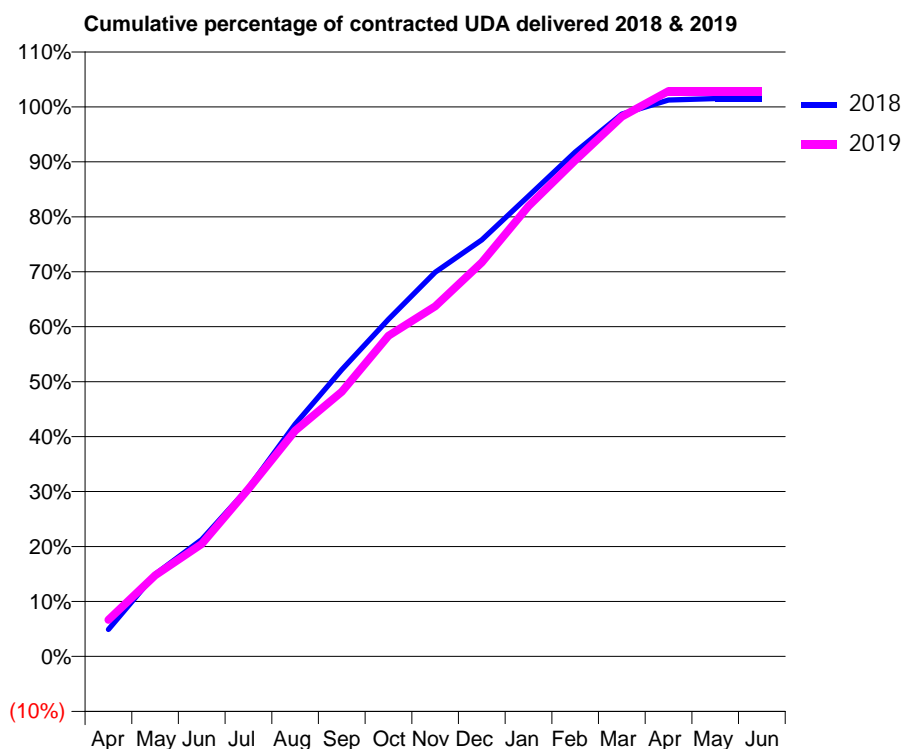
18/19 Contracted general activity (UDA)	9,314
Carry forward general activity (UDA)	-139
18/19 Contracted orthodontic activity (UOA)	0
Carry forward orthodontic activity (UOA)	0
Baseline contract value	£337,418.02

ACCESS*

Patients seen in 24 months	Total	Change since previous quarter
Quarter ending March 2018	3,712	
Quarter ending June 2018	3,753	→
Quarter ending September 2018	3,810	→
Quarter ending December 2018	3,812	→
Quarter ending March 2019	3,905	↑
Variance since March 2018	5.2%	↑



ACTIVITY



Month	Adjusted Scheduled Activity (UDA)	
	2018	2019
April	458	621
May	1,394	1,375
June	1,981	1,907
July	2,859	2,840
August	3,937	3,826
September	4,861	4,485
October	5,714	5,435
November	6,511	5,934
December	7,060	6,676
January	7,803	7,631
February	8,548	8,408
March	9,191	9,148
April	9,431	9,582
May	9,453	9,582
June	9,453	9,582

QUALITY

	Quantity	Base Number	Contract	AT	Region	England
% of FP17s for the same patient ID Re-attending within 3 months - Children	97	1,424	6.8%	10.7%	11.9%	11.8%
% of FP17s for the same patient ID Re-attending within 3 months - Adults	361	3,069	11.8%	16.1%	16.9%	15.7%
% of FP17s for the same patient ID Re-attending between 3 & 9 months - Children	707	1,424	49.6%	45.1%	48.9%	58.9%
% of FP17s for the same patient ID Re-attending between 3 & 9 months - Adults	1,317	3,069	42.9%	36.9%	38.9%	50.8%
% of FP17s for Band 1 Urgent Courses	408	4,556	9.0%	10.9%	10.7%	9.1%
% of FP17s Relating to Free Repair or Replacements	5	4,556	0.1%	0.5%	0.5%	0.8%
% of FP17s Relating to Continuations	59	4,556	1.3%	0.7%	0.7%	0.9%
% of Patients satisfied with the dentistry they have received	1	1	N/A	89.9%	89.1%	92.5%
% of Patients satisfied with the time they had to wait for an appointment	1	1	N/A	79.6%	83.1%	87.0%

* This is based on patients treated on this contract for their most recent course of treatment.

Figures in italics indicate the base number of FP17s or Patient Questionnaire responses are less than 100. N/A is shown where the base number of responses is less than 10 during the period. % is calculated as Quantity/Base number*100

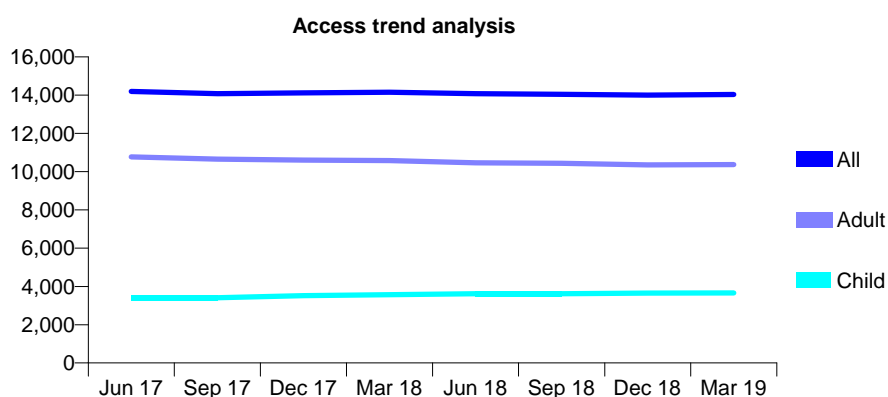
Q61 - Vital Signs At a Glance Contract Report for 181978/0001 - Year end March 2019

Name or company name	M C DENTISTRY LTD
Contract type name	GDS Contract
Purpose of contract	General
Contract start date	01/04/2006
Contract end date	

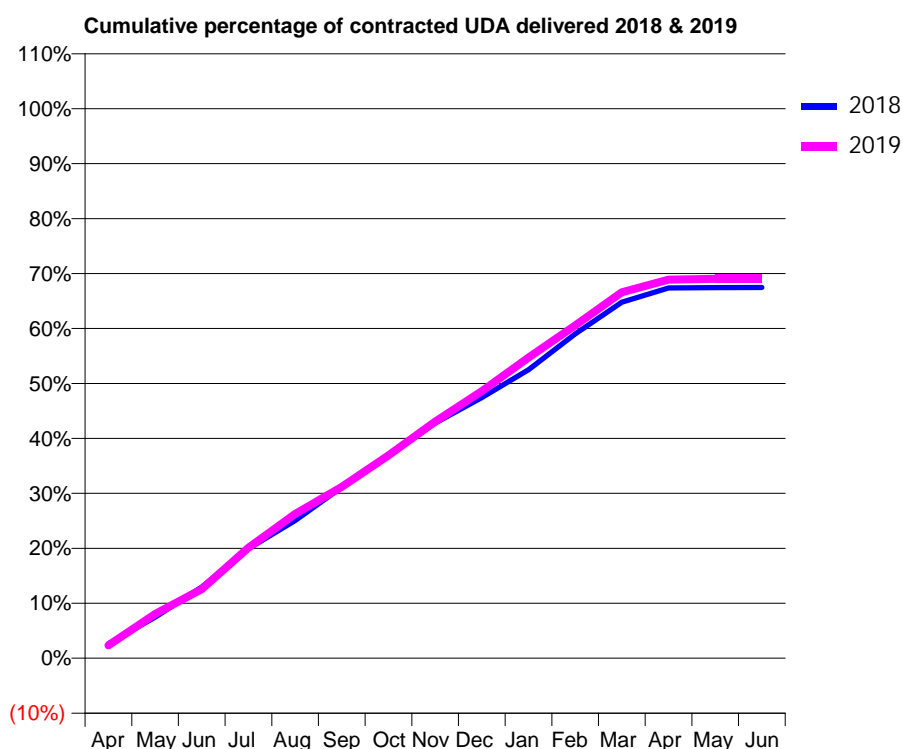
18/19 Contracted general activity (UDA)	57,747
Carry forward general activity (UDA)	0
18/19 Contracted orthodontic activity (UOA)	0
Carry forward orthodontic activity (UOA)	0
Baseline contract value	£1,701,549.93

ACCESS*

Patients seen in 24 months	Total	Change since previous quarter
Quarter ending March 2018	14,148	
Quarter ending June 2018	14,078	→
Quarter ending September 2018	14,045	→
Quarter ending December 2018	14,005	→
Quarter ending March 2019	14,030	→
Variance since March 2018	(0.8%)	→



ACTIVITY



Month	Adjusted Scheduled Activity (UDA)	
	2018	2019
April	1,526	1,350
May	4,325	4,660
June	7,476	7,261
July	11,508	11,615
August	14,469	15,169
September	17,977	18,004
October	21,403	21,326
November	24,716	24,863
December	27,385	28,065
January	30,313	31,587
February	34,091	34,966
March	37,403	38,451
April	38,913	39,782
May	38,940	39,867
June	38,956	39,866

QUALITY

	Quantity	Base Number	Contract	AT	Region	England
% of FP17s for the same patient ID Re-attending within 3 months - Children	274	4,308	6.4%	10.7%	11.9%	11.8%
% of FP17s for the same patient ID Re-attending within 3 months - Adults	1,115	10,969	10.2%	16.1%	16.9%	15.7%
% of FP17s for the same patient ID Re-attending between 3 & 9 months - Children	1,735	4,308	40.3%	45.1%	48.9%	58.9%
% of FP17s for the same patient ID Re-attending between 3 & 9 months - Adults	4,348	10,969	39.6%	36.9%	38.9%	50.8%
% of FP17s for Band 1 Urgent Courses	1,010	15,352	6.6%	10.9%	10.7%	9.1%
% of FP17s Relating to Free Repair or Replacements	91	15,352	0.6%	0.5%	0.5%	0.8%
% of FP17s Relating to Continuations	197	15,352	1.3%	0.7%	0.7%	0.9%
% of Patients satisfied with the dentistry they have received	2	3	N/A	89.9%	89.1%	92.5%
% of Patients satisfied with the time they had to wait for an appointment	2	3	N/A	79.6%	83.1%	87.0%

* This is based on patients treated on this contract for their most recent course of treatment. Figures in italics indicate the base number of FP17s or Patient Questionnaire responses are less than 100. N/A is shown where the base number of responses is less than 10 during the period. % is calculated as Quantity/Base number*100

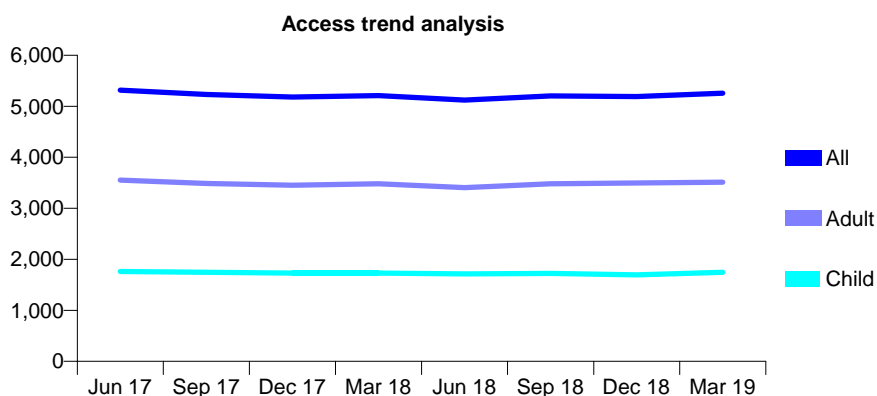
Q61 - Vital Signs At a Glance Contract Report for 182095/0001 - Year end March 2019

Name or company name	WGDC LTD
Contract type name	GDS Contract
Purpose of contract	General
Contract start date	01/07/2011
Contract end date	

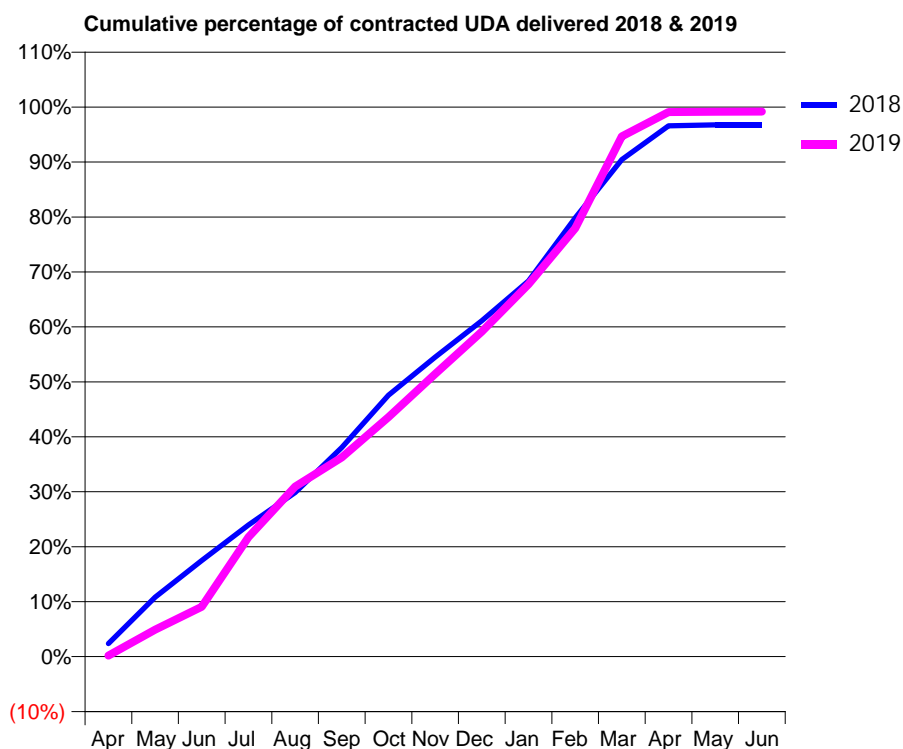
18/19 Contracted general activity (UDA)	12,739
Carry forward general activity (UDA)	412
18/19 Contracted orthodontic activity (UOA)	0
Carry forward orthodontic activity (UOA)	0
Baseline contract value	£360,226.64

ACCESS*

Patients seen in 24 months	Total	Change since previous quarter
Quarter ending March 2018	5,210	
Quarter ending June 2018	5,121	↓
Quarter ending September 2018	5,204	→
Quarter ending December 2018	5,192	→
Quarter ending March 2019	5,257	→
Variance since March 2018	0.9%	→



ACTIVITY



Month	Adjusted Scheduled Activity (UDA)	
	2018	2019
April	303	23
May	1,376	626
June	2,228	1,156
July	3,052	2,772
August	3,805	3,944
September	4,845	4,616
October	6,061	5,552
November	6,943	6,555
December	7,787	7,532
January	8,709	8,630
February	10,170	9,932
March	11,520	12,059
April	12,306	12,622
May	12,326	12,631
June	12,327	12,634

QUALITY

	Quantity	Base Number	Contract	AT	Region	England
% of FP17s for the same patient ID Re-attending within 3 months - Children	153	1,914	8.0%	10.7%	11.9%	11.8%
% of FP17s for the same patient ID Re-attending within 3 months - Adults	566	3,631	15.6%	16.1%	16.9%	15.7%
% of FP17s for the same patient ID Re-attending between 3 & 9 months - Children	603	1,914	31.5%	45.1%	48.9%	58.9%
% of FP17s for the same patient ID Re-attending between 3 & 9 months - Adults	1,028	3,631	28.3%	36.9%	38.9%	50.8%
% of FP17s for Band 1 Urgent Courses	547	5,534	9.9%	10.9%	10.7%	9.1%
% of FP17s Relating to Free Repair or Replacements	73	5,534	1.3%	0.5%	0.5%	0.8%
% of FP17s Relating to Continuations	52	5,534	0.9%	0.7%	0.7%	0.9%
% of Patients satisfied with the dentistry they have received	1	1	N/A	89.9%	89.1%	92.5%
% of Patients satisfied with the time they had to wait for an appointment	1	1	N/A	79.6%	83.1%	87.0%

* This is based on patients treated on this contract for their most recent course of treatment. Figures in italics indicate the base number of FP17s or Patient Questionnaire responses are less than 100. N/A is shown where the base number of responses is less than 10 during the period. % is calculated as Quantity/Base number*100

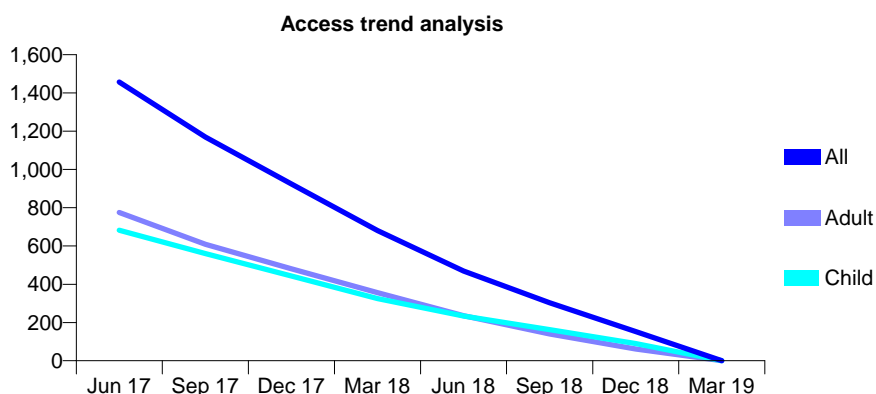
Q61 - Vital Signs At a Glance Contract Report for 182303/0001 - Year end March 2019

Name or company name	NHS Waltham Forest
Contract type name	PDS Contract
Purpose of contract	General
Contract start date	01/07/2012
Contract end date	30/06/2022

18/19 Contracted general activity (UDA)	4,000
Carry forward general activity (UDA)	0
18/19 Contracted orthodontic activity (UOA)	0
Carry forward orthodontic activity (UOA)	0
Baseline contract value	£0.00

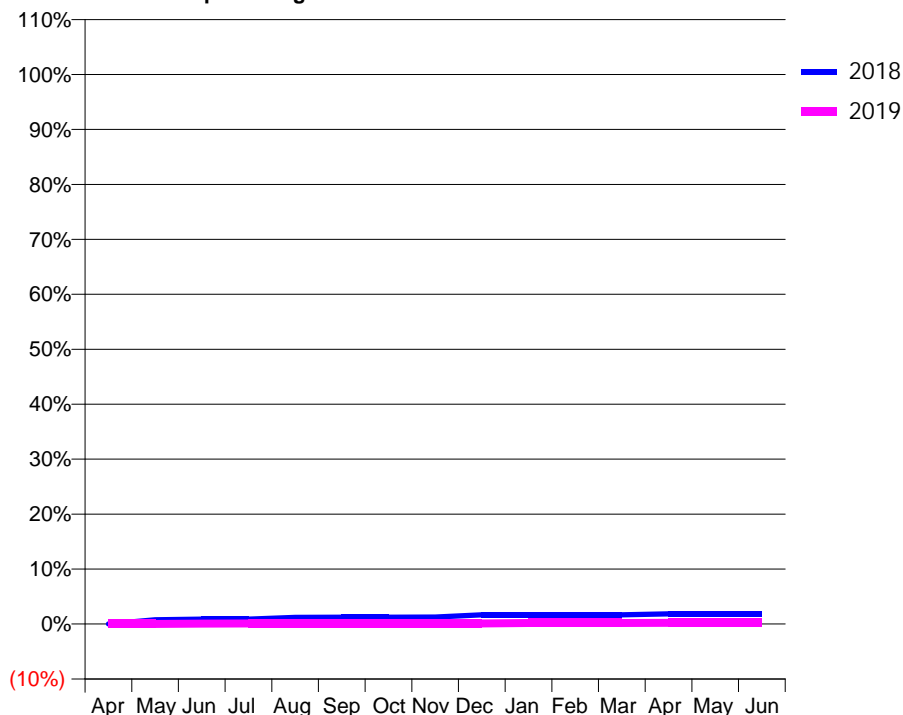
ACCESS*

Patients seen in 24 months	Total	Change since previous quarter
Quarter ending March 2018	681	
Quarter ending June 2018	469	↓
Quarter ending September 2018	303	↓
Quarter ending December 2018	152	↓
Quarter ending March 2019	0	↓
Variance since March 2018	N/A	



ACTIVITY

Cumulative percentage of contracted UDA delivered 2018 & 2019



Month	Adjusted Scheduled Activity (UDA)	
	2018	2019
April	0	0
May	32	0
June	35	3
July	35	4
August	49	4
September	50	4
October	50	4
November	51	4
December	67	4
January	67	7
February	67	7
March	67	7
April	74	9
May	74	9
June	74	9

QUALITY

	Quantity	Base Number	Contract	AT	Region	England
% of FP17s for the same patient ID Re-attending within 3 months - Children	0	3	0.0%	10.7%	11.9%	11.8%
% of FP17s for the same patient ID Re-attending within 3 months - Adults	0	7	0.0%	16.1%	16.9%	15.7%
% of FP17s for the same patient ID Re-attending between 3 & 9 months - Children	2	3	66.7%	45.1%	48.9%	58.9%
% of FP17s for the same patient ID Re-attending between 3 & 9 months - Adults	1	7	14.3%	36.9%	38.9%	50.8%
% of FP17s for Band 1 Urgent Courses	0	7	0.0%	10.9%	10.7%	9.1%
% of FP17s Relating to Free Repair or Replacements	0	7	0.0%	0.5%	0.5%	0.8%
% of FP17s Relating to Continuations	0	7	0.0%	0.7%	0.7%	0.9%
% of Patients satisfied with the dentistry they have received	0	0	N/A	89.9%	89.1%	92.5%
% of Patients satisfied with the time they had to wait for an appointment	0	0	N/A	79.6%	83.1%	87.0%

* This is based on patients treated on this contract for their most recent course of treatment. Figures in italics indicate the base number of FP17s or Patient Questionnaire responses are less than 100. N/A is shown where the base number of responses is less than 10 during the period. % is calculated as Quantity/Base number*100

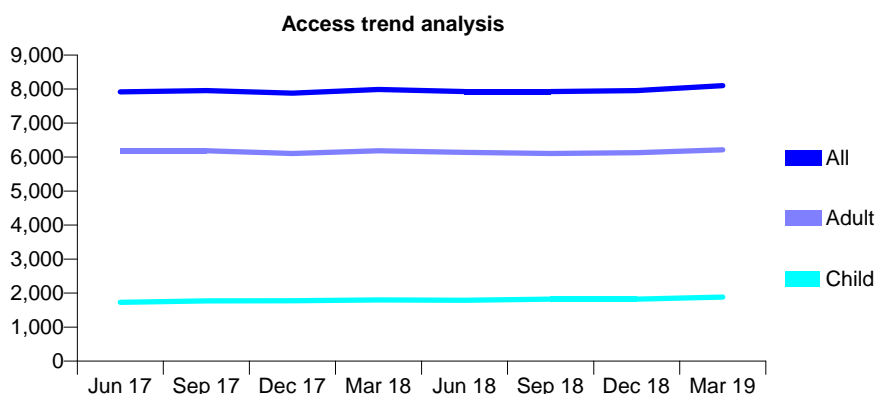
Q61 - Vital Signs At a Glance Contract Report for 182346/0001 - Year end March 2019

Name or company name	Trinity Dental Surgery Ltd
Contract type name	GDS Contract
Purpose of contract	General
Contract start date	01/04/2015
Contract end date	

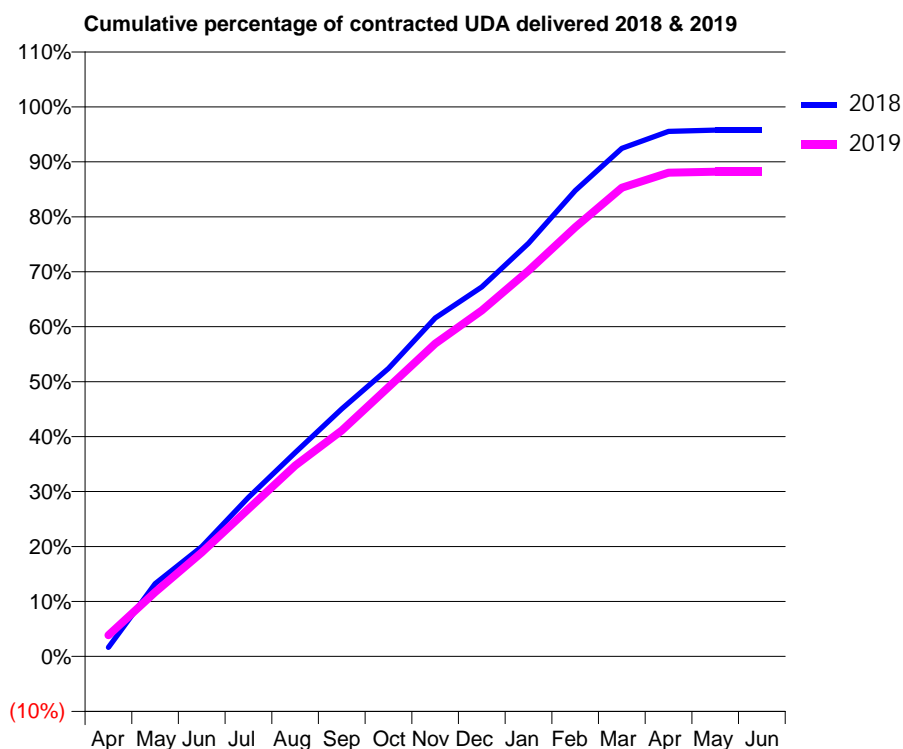
18/19 Contracted general activity (UDA)	19,476
Carry forward general activity (UDA)	0
18/19 Contracted orthodontic activity (UOA)	0
Carry forward orthodontic activity (UOA)	0
Baseline contract value	£536,806.70

ACCESS*

Patients seen in 24 months	Total	Change since previous quarter
Quarter ending March 2018	7,989	
Quarter ending June 2018	7,928	→
Quarter ending September 2018	7,927	→
Quarter ending December 2018	7,954	→
Quarter ending March 2019	8,100	→
Variance since March 2018	1.4%	→



ACTIVITY



Month	Adjusted Scheduled Activity (UDA)	
	2018	2019
April	320	754
May	2,577	2,277
June	3,890	3,684
July	5,634	5,224
August	7,226	6,764
September	8,776	8,005
October	10,208	9,546
November	11,995	11,084
December	13,092	12,257
January	14,644	13,670
February	16,505	15,206
March	18,004	16,611
April	18,604	17,146
May	18,654	17,176
June	18,654	17,178

QUALITY

	Quantity	Base Number	Contract	AT	Region	England
% of FP17s for the same patient ID Re-attending within 3 months - Children	119	2,293	5.2%	10.7%	11.9%	11.8%
% of FP17s for the same patient ID Re-attending within 3 months - Adults	934	7,013	13.3%	16.1%	16.9%	15.7%
% of FP17s for the same patient ID Re-attending between 3 & 9 months - Children	1,083	2,293	47.2%	45.1%	48.9%	58.9%
% of FP17s for the same patient ID Re-attending between 3 & 9 months - Adults	2,698	7,013	38.5%	36.9%	38.9%	50.8%
% of FP17s for Band 1 Urgent Courses	876	9,273	9.4%	10.9%	10.7%	9.1%
% of FP17s Relating to Free Repair or Replacements	68	9,273	0.7%	0.5%	0.5%	0.8%
% of FP17s Relating to Continuations	138	9,273	1.5%	0.7%	0.7%	0.9%
% of Patients satisfied with the dentistry they have received	3	3	N/A	89.9%	89.1%	92.5%
% of Patients satisfied with the time they had to wait for an appointment	2	3	N/A	79.6%	83.1%	87.0%

* This is based on patients treated on this contract for their most recent course of treatment. Figures in italics indicate the base number of FP17s or Patient Questionnaire responses are less than 100. N/A is shown where the base number of responses is less than 10 during the period. % is calculated as Quantity/Base number*100

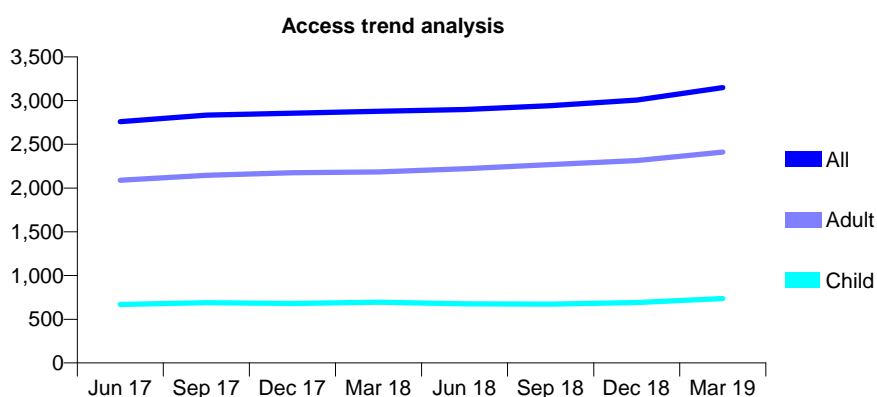
Q61 - Vital Signs At a Glance Contract Report for 183466/0001 - Year end March 2019

Name or company name	Dharmesh Patel
Contract type name	GDS Contract
Purpose of contract	General
Contract start date	01/08/2015
Contract end date	

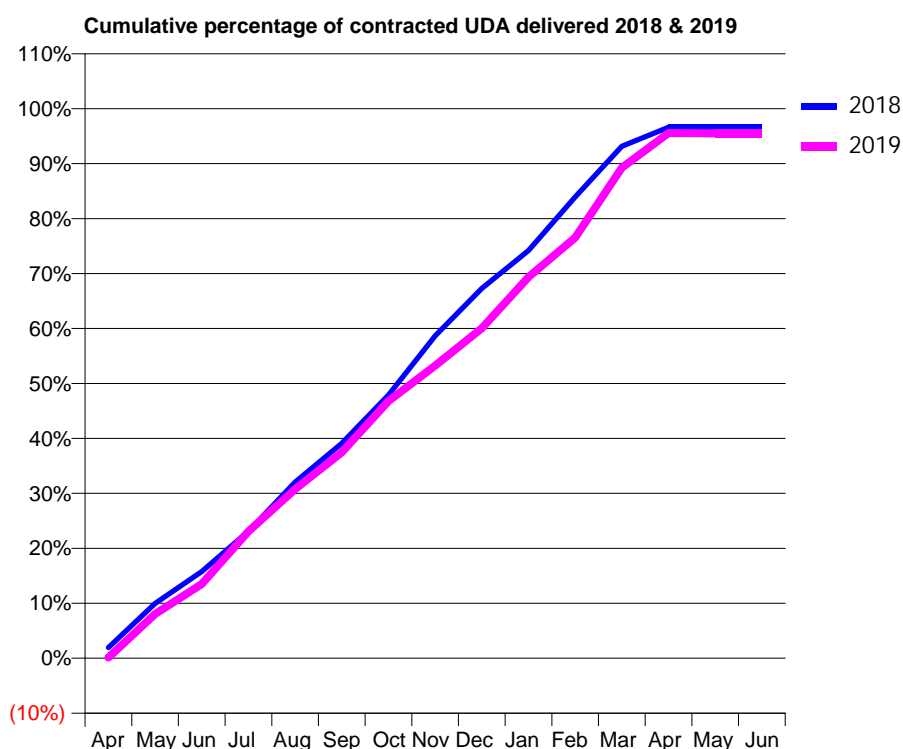
18/19 Contracted general activity (UDA)	8,498
Carry forward general activity (UDA)	288
18/19 Contracted orthodontic activity (UOA)	0
Carry forward orthodontic activity (UOA)	0
Baseline contract value	£256,372.99

ACCESS*

Patients seen in 24 months	Total	Change since previous quarter
Quarter ending March 2018	2,879	
Quarter ending June 2018	2,899	→
Quarter ending September 2018	2,942	→
Quarter ending December 2018	3,007	↑
Quarter ending March 2019	3,149	↑
Variance since March 2018	9.4%	↑



ACTIVITY



Adjusted Scheduled Activity (UDA)		
Month	2018	2019
April	163	12
May	848	685
June	1,340	1,147
July	1,964	1,962
August	2,722	2,615
September	3,322	3,185
October	4,069	3,974
November	4,986	4,525
December	5,718	5,102
January	6,305	5,894
February	7,134	6,506
March	7,915	7,584
April	8,211	8,123
May	8,211	8,116
June	8,210	8,116

QUALITY

	Quantity	Base Number	Contract	AT	Region	England
% of FP17s for the same patient ID Re-attending within 3 months - Children	76	827	9.2%	10.7%	11.9%	11.8%
% of FP17s for the same patient ID Re-attending within 3 months - Adults	417	2,386	17.5%	16.1%	16.9%	15.7%
% of FP17s for the same patient ID Re-attending between 3 & 9 months - Children	353	827	42.7%	45.1%	48.9%	58.9%
% of FP17s for the same patient ID Re-attending between 3 & 9 months - Adults	627	2,386	26.3%	36.9%	38.9%	50.8%
% of FP17s for Band 1 Urgent Courses	395	3,286	12.0%	10.9%	10.7%	9.1%
% of FP17s Relating to Free Repair or Replacements	32	3,286	1.0%	0.5%	0.5%	0.8%
% of FP17s Relating to Continuations	12	3,286	0.4%	0.7%	0.7%	0.9%
% of Patients satisfied with the dentistry they have received	1	1	N/A	89.9%	89.1%	92.5%
% of Patients satisfied with the time they had to wait for an appointment	1	1	N/A	79.6%	83.1%	87.0%

* This is based on patients treated on this contract for their most recent course of treatment.

Figures in italics indicate the base number of FP17s or Patient Questionnaire responses are less than 100. N/A is shown where the base number of responses is less than 10 during the period. % is calculated as Quantity/Base number*100

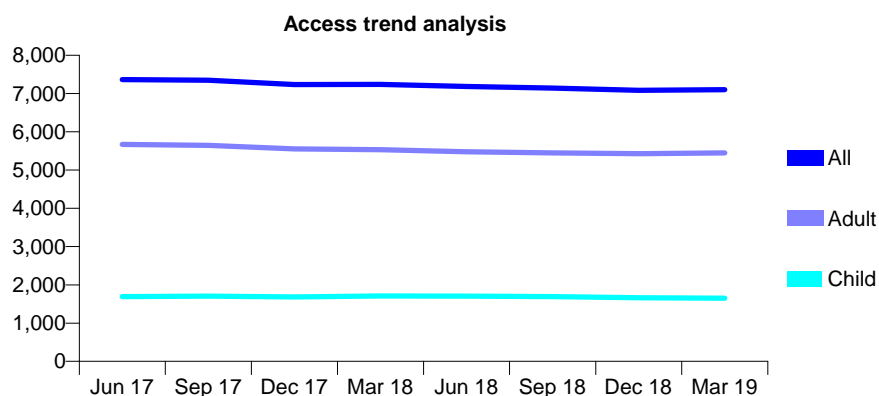
Q61 - Vital Signs At a Glance Contract Report for 185817/0001 - Year end March 2019

Name or company name	DIPS Dental Surgery
Contract type name	GDS Contract
Purpose of contract	General
Contract start date	01/06/2006
Contract end date	

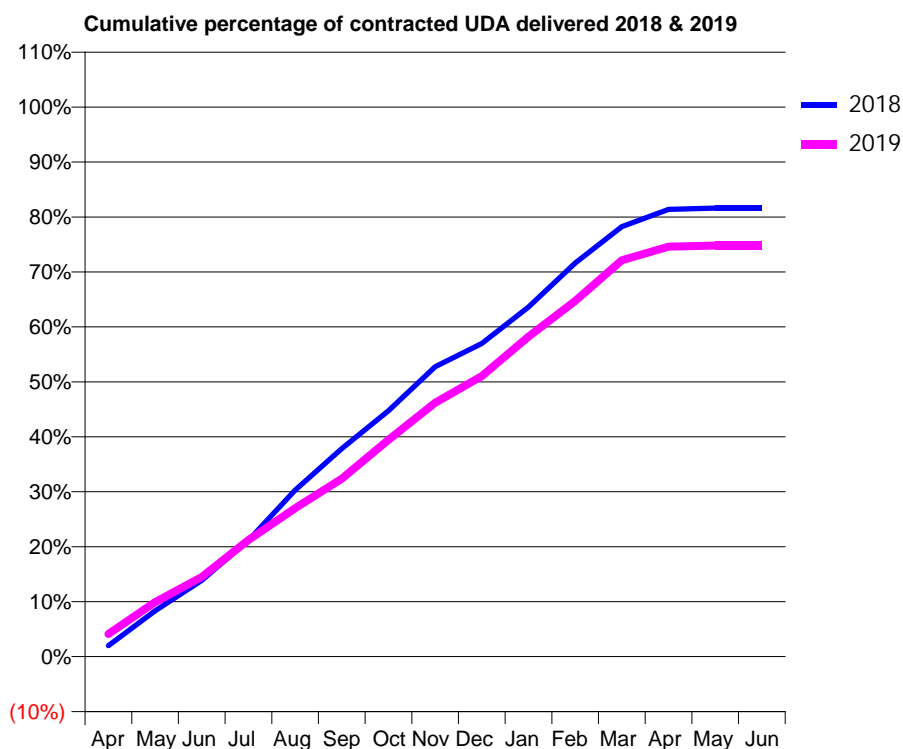
18/19 Contracted general activity (UDA)	24,000
Carry forward general activity (UDA)	0
18/19 Contracted orthodontic activity (UOA)	0
Carry forward orthodontic activity (UOA)	0
Baseline contract value	£683,922.98

ACCESS*

Patients seen in 24 months	Total	Change since previous quarter
Quarter ending March 2018	7,240	
Quarter ending June 2018	7,185	→
Quarter ending September 2018	7,139	→
Quarter ending December 2018	7,086	→
Quarter ending March 2019	7,099	→
Variance since March 2018	(1.9%)	↓



ACTIVITY



Month	Adjusted Scheduled Activity (UDA)	
	2018	2019
April	479	992
May	1,999	2,378
June	3,333	3,482
July	5,076	5,093
August	7,271	6,484
September	9,083	7,770
October	10,738	9,470
November	12,659	11,085
December	13,672	12,252
January	15,268	13,973
February	17,189	15,537
March	18,773	17,314
April	19,528	17,905
May	19,588	17,955
June	19,587	17,955

QUALITY

	Quantity	Base Number	Contract	AT	Region	England
% of FP17s for the same patient ID Re-attending within 3 months - Children	156	1,928	8.1%	10.7%	11.9%	11.8%
% of FP17s for the same patient ID Re-attending within 3 months - Adults	646	5,339	12.1%	16.1%	16.9%	15.7%
% of FP17s for the same patient ID Re-attending between 3 & 9 months - Children	798	1,928	41.4%	45.1%	48.9%	58.9%
% of FP17s for the same patient ID Re-attending between 3 & 9 months - Adults	1,873	5,339	35.1%	36.9%	38.9%	50.8%
% of FP17s for Band 1 Urgent Courses	498	6,829	7.3%	10.9%	10.7%	9.1%
% of FP17s Relating to Free Repair or Replacements	157	6,829	2.3%	0.5%	0.5%	0.8%
% of FP17s Relating to Continuations	20	6,829	0.3%	0.7%	0.7%	0.9%
% of Patients satisfied with the dentistry they have received	1	1	N/A	89.9%	89.1%	92.5%
% of Patients satisfied with the time they had to wait for an appointment	1	1	N/A	79.6%	83.1%	87.0%

* This is based on patients treated on this contract for their most recent course of treatment. Figures in italics indicate the base number of FP17s or Patient Questionnaire responses are less than 100. N/A is shown where the base number of responses is less than 10 during the period. % is calculated as Quantity/Base number*100

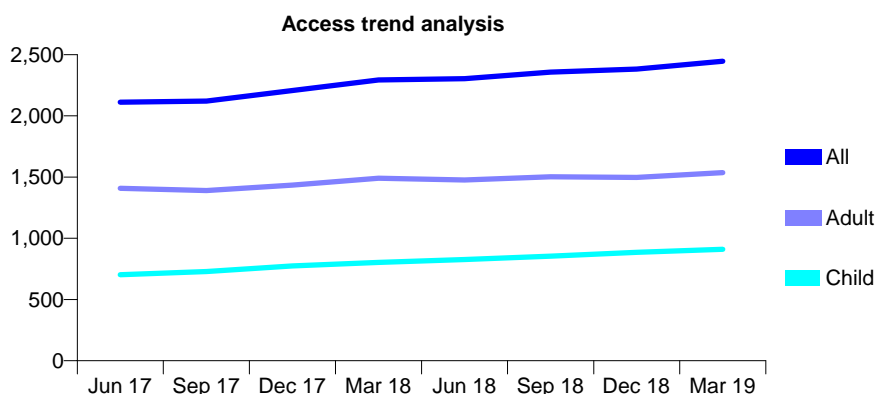
Q61 - Vital Signs At a Glance Contract Report for 187062/0001 - Year end March 2019

Name or company name	I E Barmania and A Vawda
Contract type name	GDS Contract
Purpose of contract	General
Contract start date	26/01/2009
Contract end date	

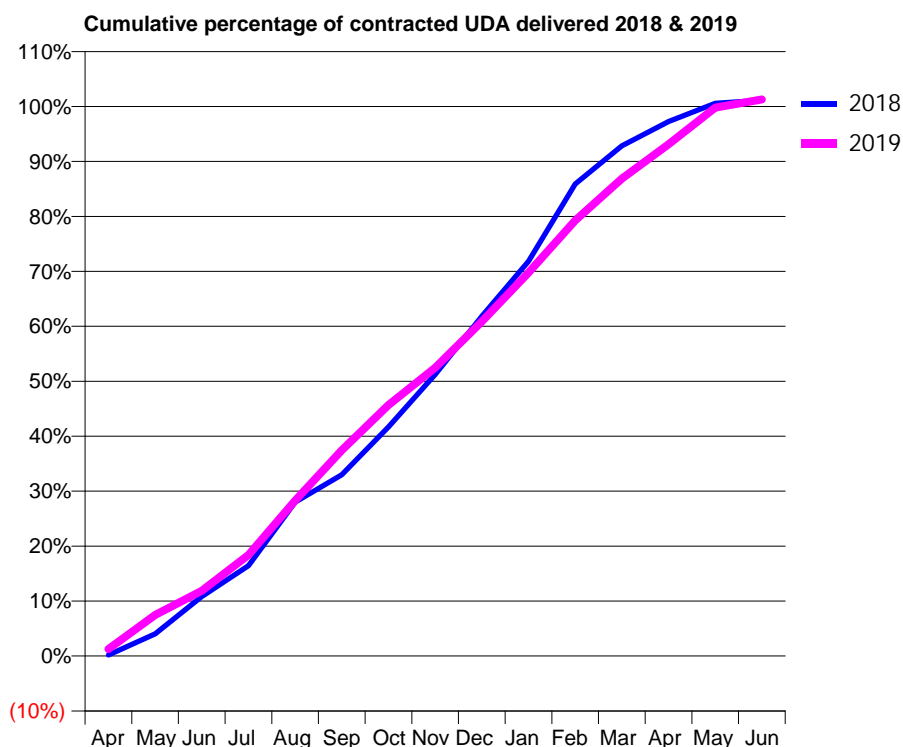
18/19 Contracted general activity (UDA)	7,047
Carry forward general activity (UDA)	-80
18/19 Contracted orthodontic activity (UOA)	0
Carry forward orthodontic activity (UOA)	0
Baseline contract value	£189,090.25

ACCESS*

Patients seen in 24 months	Total	Change since previous quarter
Quarter ending March 2018	2,294	
Quarter ending June 2018	2,303	→
Quarter ending September 2018	2,358	↑
Quarter ending December 2018	2,383	→
Quarter ending March 2019	2,446	↑
Variance since March 2018	6.6%	↑



ACTIVITY



Month	Adjusted Scheduled Activity (UDA)	
	2018	2019
April	12	89
May	285	525
June	764	837
July	1,158	1,295
August	1,975	1,993
September	2,325	2,637
October	2,939	3,219
November	3,611	3,697
December	4,356	4,289
January	5,060	4,916
February	6,053	5,585
March	6,542	6,121
April	6,853	6,563
May	7,088	7,033
June	7,127	7,138

QUALITY

	Quantity	Base Number	Contract	AT	Region	England
% of FP17s for the same patient ID Re-attending within 3 months - Children	39	1,118	3.5%	10.7%	11.9%	11.8%
% of FP17s for the same patient ID Re-attending within 3 months - Adults	138	1,659	8.3%	16.1%	16.9%	15.7%
% of FP17s for the same patient ID Re-attending between 3 & 9 months - Children	556	1,118	49.7%	45.1%	48.9%	58.9%
% of FP17s for the same patient ID Re-attending between 3 & 9 months - Adults	749	1,659	45.1%	36.9%	38.9%	50.8%
% of FP17s for Band 1 Urgent Courses	260	2,883	9.0%	10.9%	10.7%	9.1%
% of FP17s Relating to Free Repair or Replacements	1	2,883	0.0%	0.5%	0.5%	0.8%
% of FP17s Relating to Continuations	17	2,883	0.6%	0.7%	0.7%	0.9%
% of Patients satisfied with the dentistry they have received	2	2	N/A	89.9%	89.1%	92.5%
% of Patients satisfied with the time they had to wait for an appointment	2	2	N/A	79.6%	83.1%	87.0%

* This is based on patients treated on this contract for their most recent course of treatment. Figures in italics indicate the base number of FP17s or Patient Questionnaire responses are less than 100. N/A is shown where the base number of responses is less than 10 during the period. % is calculated as Quantity/Base number*100

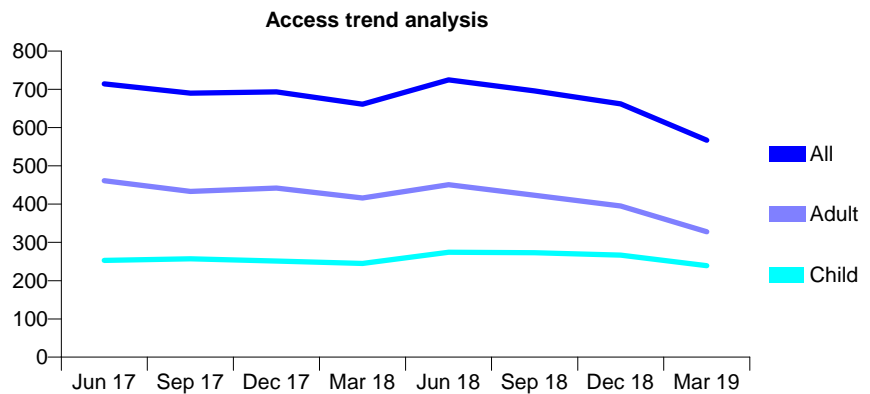
Q61 - Vital Signs At a Glance Contract Report for 188697/0001 - Year end March 2019

Name or company name	F Mian Dental Surgery
Contract type name	GDS Contract
Purpose of contract	General
Contract start date	01/03/2015
Contract end date	

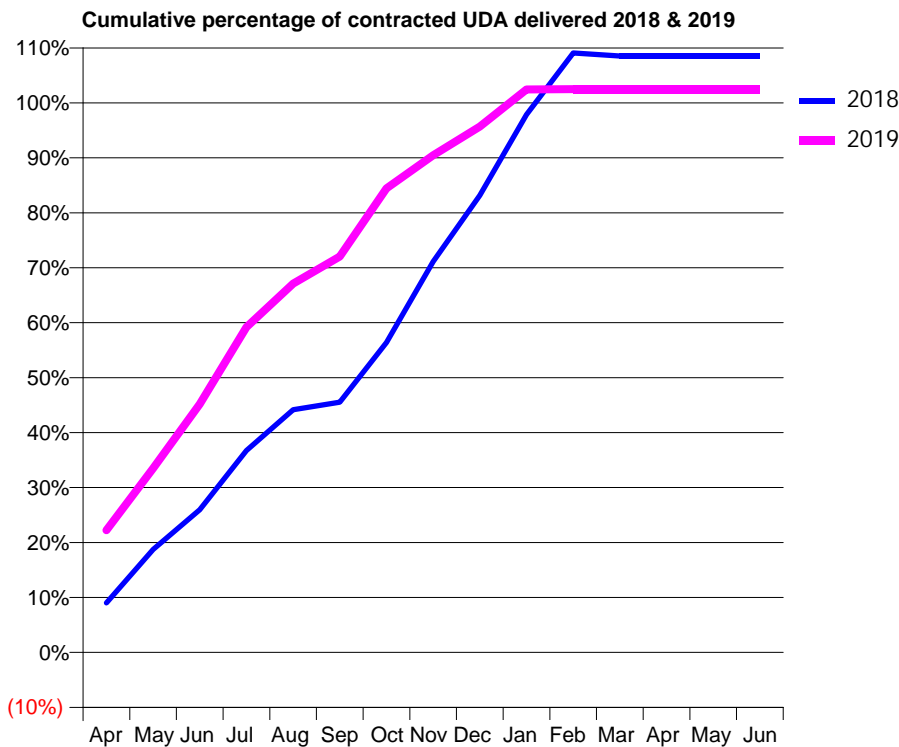
18/19 Contracted general activity (UDA)	2,177
Carry forward general activity (UDA)	-44
18/19 Contracted orthodontic activity (UOA)	0
Carry forward orthodontic activity (UOA)	0
Baseline contract value	£63,396.79

ACCESS*

Patients seen in 24 months	Total	Change since previous quarter
Quarter ending March 2018	661	
Quarter ending June 2018	725	↑
Quarter ending September 2018	696	↓
Quarter ending December 2018	662	↓
Quarter ending March 2019	567	↓
Variance since March 2018	(14.2%)	↓



ACTIVITY



Month	Adjusted Scheduled Activity (UDA)	
	2018	2019
April	196	484
May	408	729
June	566	984
July	800	1,289
August	962	1,461
September	992	1,568
October	1,228	1,838
November	1,549	1,970
December	1,810	2,083
January	2,130	2,230
February	2,374	2,231
March	2,362	2,231
April	2,362	2,231
May	2,362	2,231
June	2,362	2,231

QUALITY

	Quantity	Base Number	Contract	AT	Region	England
% of FP17s for the same patient ID Re-attending within 3 months - Children	9	214	4.2%	10.7%	11.9%	11.8%
% of FP17s for the same patient ID Re-attending within 3 months - Adults	16	252	6.3%	16.1%	16.9%	15.7%
% of FP17s for the same patient ID Re-attending between 3 & 9 months - Children	53	214	24.8%	45.1%	48.9%	58.9%
% of FP17s for the same patient ID Re-attending between 3 & 9 months - Adults	51	252	20.2%	36.9%	38.9%	50.8%
% of FP17s for Band 1 Urgent Courses	22	461	4.8%	10.9%	10.7%	9.1%
% of FP17s Relating to Free Repair or Replacements	0	461	0.0%	0.5%	0.5%	0.8%
% of FP17s Relating to Continuations	0	461	0.0%	0.7%	0.7%	0.9%
% of Patients satisfied with the dentistry they have received	0	0	N/A	89.9%	89.1%	92.5%
% of Patients satisfied with the time they had to wait for an appointment	0	0	N/A	79.6%	83.1%	87.0%

* This is based on patients treated on this contract for their most recent course of treatment. Figures in italics indicate the base number of FP17s or Patient Questionnaire responses are less than 100. N/A is shown where the base number of responses is less than 10 during the period. % is calculated as Quantity/Base number*100

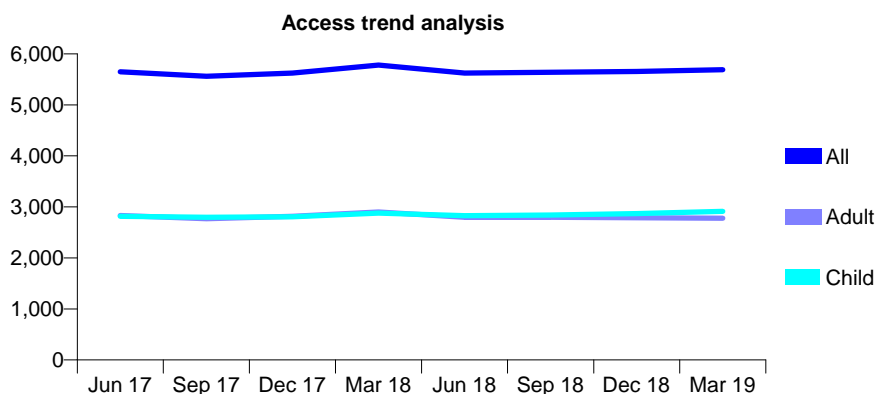
Q61 - Vital Signs At a Glance Contract Report for 188883/0001 - Year end March 2019

Name or company name	The Angel Dental Practice Ltd
Contract type name	GDS Contract
Purpose of contract	General
Contract start date	01/04/2012
Contract end date	

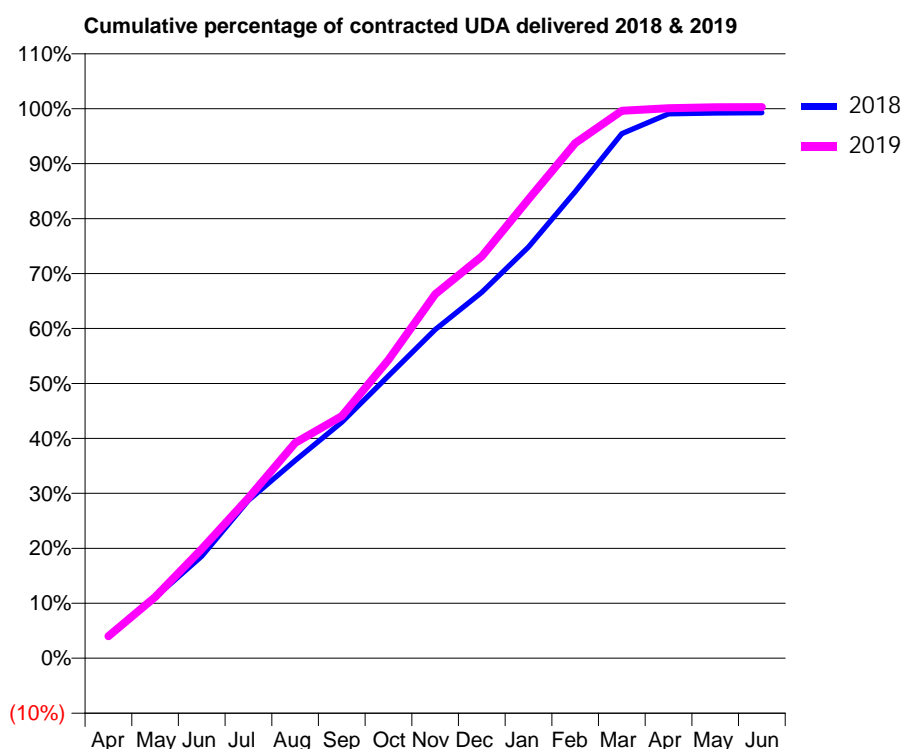
18/19 Contracted general activity (UDA)	18,415
Carry forward general activity (UDA)	134
18/19 Contracted orthodontic activity (UOA)	0
Carry forward orthodontic activity (UOA)	0
Baseline contract value	£537,113.12

ACCESS*

Patients seen in 24 months	Total	Change since previous quarter
Quarter ending March 2018	5,778	
Quarter ending June 2018	5,622	↓
Quarter ending September 2018	5,637	→
Quarter ending December 2018	5,656	→
Quarter ending March 2019	5,690	→
Variance since March 2018	(1.5%)	↓



ACTIVITY



Month	2018	2019
April	770	741
May	2,040	2,055
June	3,422	3,660
July	5,288	5,375
August	6,626	7,213
September	7,909	8,112
October	9,462	9,998
November	11,013	12,196
December	12,266	13,462
January	13,781	15,379
February	15,635	17,262
March	17,580	18,342
April	18,241	18,430
May	18,271	18,462
June	18,281	18,465

QUALITY

	Quantity	Base Number	Contract	AT	Region	England
% of FP17s for the same patient ID Re-attending within 3 months - Children	347	3,495	9.9%	10.7%	11.9%	11.8%
% of FP17s for the same patient ID Re-attending within 3 months - Adults	848	3,331	25.5%	16.1%	16.9%	15.7%
% of FP17s for the same patient ID Re-attending between 3 & 9 months - Children	1,387	3,495	39.7%	45.1%	48.9%	58.9%
% of FP17s for the same patient ID Re-attending between 3 & 9 months - Adults	1,073	3,331	32.2%	36.9%	38.9%	50.8%
% of FP17s for Band 1 Urgent Courses	953	6,653	14.3%	10.9%	10.7%	9.1%
% of FP17s Relating to Free Repair or Replacements	19	6,653	0.3%	0.5%	0.5%	0.8%
% of FP17s Relating to Continuations	10	6,653	0.2%	0.7%	0.7%	0.9%
% of Patients satisfied with the dentistry they have received	1	1	N/A	89.9%	89.1%	92.5%
% of Patients satisfied with the time they had to wait for an appointment	1	1	N/A	79.6%	83.1%	87.0%

* This is based on patients treated on this contract for their most recent course of treatment.

Figures in italics indicate the base number of FP17s or Patient Questionnaire responses are less than 100. N/A is shown where the base number of responses is less than 10 during the period. % is calculated as Quantity/Base number*100

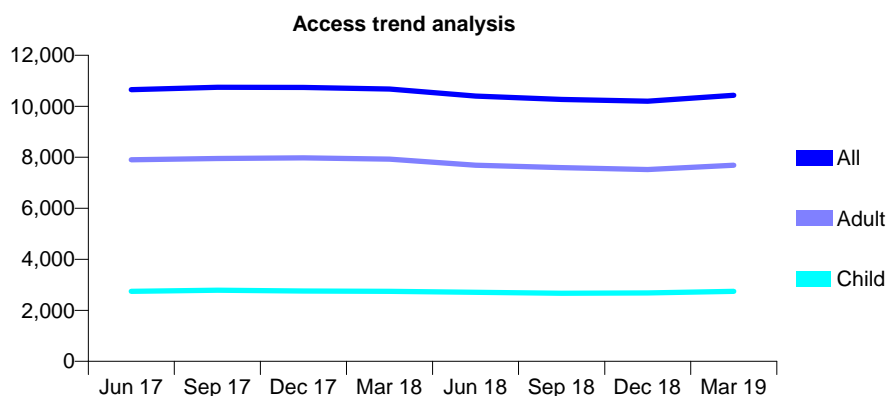
Q61 - Vital Signs At a Glance Contract Report for 190799/0001 - Year end March 2019

Name or company name	P J Dental Surgery
Contract type name	GDS Contract
Purpose of contract	General and Orthodontic
Contract start date	01/02/2015
Contract end date	

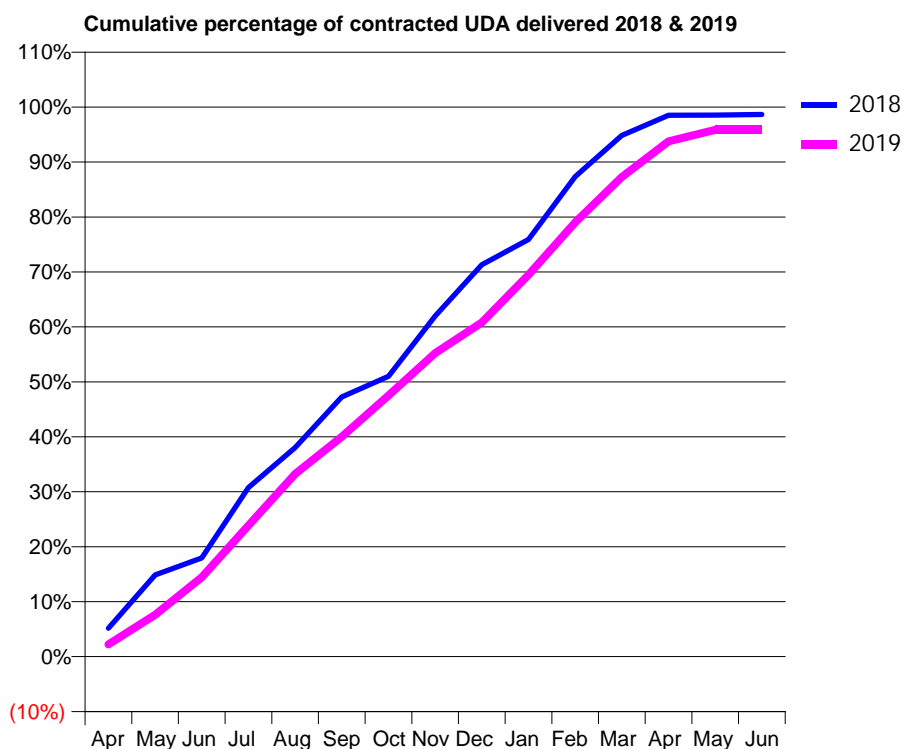
18/19 Contracted general activity (UDA)	29,693
Carry forward general activity (UDA)	397
18/19 Contracted orthodontic activity (UOA)	1,614
Carry forward orthodontic activity (UOA)	-3
Baseline contract value	£1,050,895.98

ACCESS*

Patients seen in 24 months	Total	Change since previous quarter
Quarter ending March 2018	10,677	
Quarter ending June 2018	10,397	↓
Quarter ending September 2018	10,268	↓
Quarter ending December 2018	10,197	→
Quarter ending March 2019	10,430	↑
Variance since March 2018	(2.3%)	↓



ACTIVITY



Month	Adjusted Scheduled Activity (UDA)	
	2018	2019
April	1,537	662
May	4,416	2,268
June	5,337	4,280
July	9,131	7,088
August	11,294	9,871
September	14,032	11,881
October	15,139	14,115
November	18,404	16,401
December	21,171	18,050
January	22,542	20,622
February	25,939	23,463
March	28,165	25,907
April	29,252	27,839
May	29,255	28,459
June	29,296	28,463

QUALITY

	Quantity	Base Number	Contract	AT	Region	England
% of FP17s for the same patient ID Re-attending within 3 months - Children	279	3,142	8.9%	10.7%	11.9%	11.8%
% of FP17s for the same patient ID Re-attending within 3 months - Adults	678	6,421	10.6%	16.1%	16.9%	15.7%
% of FP17s for the same patient ID Re-attending between 3 & 9 months - Children	1,152	3,142	36.7%	45.1%	48.9%	58.9%
% of FP17s for the same patient ID Re-attending between 3 & 9 months - Adults	1,536	6,421	23.9%	36.9%	38.9%	50.8%
% of FP17s for Band 1 Urgent Courses	1,209	9,445	12.8%	10.9%	10.7%	9.1%
% of FP17s Relating to Free Repair or Replacements	30	9,445	0.3%	0.5%	0.5%	0.8%
% of FP17s Relating to Continuations	68	9,445	0.7%	0.7%	0.7%	0.9%
% of Patients satisfied with the dentistry they have received	1	1	N/A	89.9%	89.1%	92.5%
% of Patients satisfied with the time they had to wait for an appointment	1	1	N/A	79.6%	83.1%	87.0%

* This is based on patients treated on this contract for their most recent course of treatment. Figures in italics indicate the base number of FP17s or Patient Questionnaire responses are less than 100. N/A is shown where the base number of responses is less than 10 during the period. % is calculated as Quantity/Base number*100

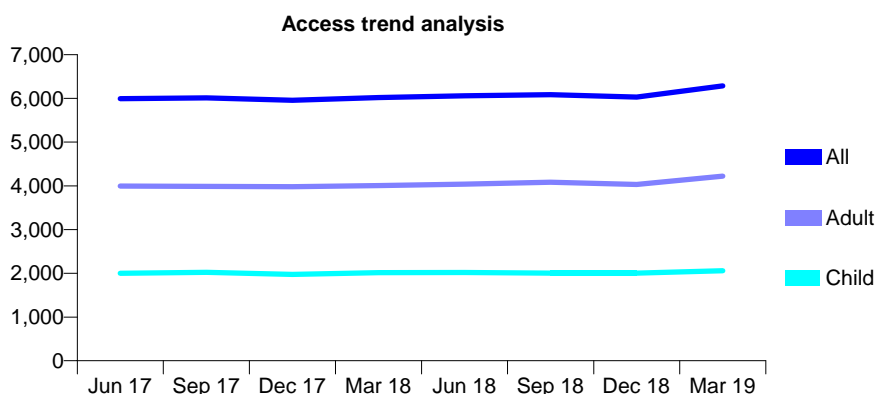
Q61 - Vital Signs At a Glance Contract Report for 190993/0001 - Year end March 2019

Name or company name	MR JP SHAH and MS M SHAH
Contract type name	GDS Contract
Purpose of contract	General
Contract start date	01/07/2013
Contract end date	

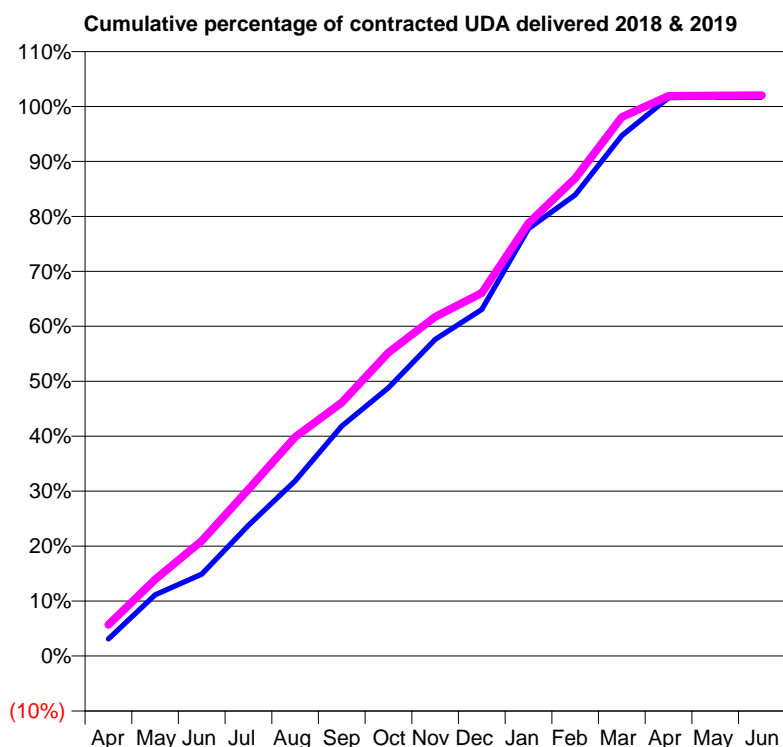
18/19 Contracted general activity (UDA)	20,236
Carry forward general activity (UDA)	-350
18/19 Contracted orthodontic activity (UOA)	0
Carry forward orthodontic activity (UOA)	0
Baseline contract value	£613,776.62

ACCESS*

Patients seen in 24 months	Total	Change since previous quarter
Quarter ending March 2018	6,019	
Quarter ending June 2018	6,058	→
Quarter ending September 2018	6,086	→
Quarter ending December 2018	6,032	→
Quarter ending March 2019	6,284	↑
Variance since March 2018	4.4%	↑



ACTIVITY



Month	Adjusted Scheduled Activity (UDA)	
	2018	2019
April	631	1,152
May	2,258	2,823
June	3,017	4,239
July	4,809	6,140
August	6,451	8,063
September	8,464	9,335
October	9,884	11,175
November	11,663	12,490
December	12,760	13,371
January	15,737	15,938
February	16,984	17,593
March	19,162	19,846
April	20,558	20,621
May	20,586	20,634
June	20,586	20,648

QUALITY

	Quantity	Base Number	Contract	AT	Region	England
% of FP17s for the same patient ID Re-attending within 3 months - Children	166	2,607	6.4%	10.7%	11.9%	11.8%
% of FP17s for the same patient ID Re-attending within 3 months - Adults	964	5,382	17.9%	16.1%	16.9%	15.7%
% of FP17s for the same patient ID Re-attending between 3 & 9 months - Children	1,264	2,607	48.5%	45.1%	48.9%	58.9%
% of FP17s for the same patient ID Re-attending between 3 & 9 months - Adults	2,198	5,382	40.8%	36.9%	38.9%	50.8%
% of FP17s for Band 1 Urgent Courses	882	7,711	11.4%	10.9%	10.7%	9.1%
% of FP17s Relating to Free Repair or Replacements	18	7,711	0.2%	0.5%	0.5%	0.8%
% of FP17s Relating to Continuations	126	7,711	1.6%	0.7%	0.7%	0.9%
% of Patients satisfied with the dentistry they have received	4	5	N/A	89.9%	89.1%	92.5%
% of Patients satisfied with the time they had to wait for an appointment	4	5	N/A	79.6%	83.1%	87.0%

* This is based on patients treated on this contract for their most recent course of treatment.

Figures in italics indicate the base number of FP17s or Patient Questionnaire responses are less than 100. N/A is shown where the base number of responses is less than 10 during the period. % is calculated as Quantity/Base number*100

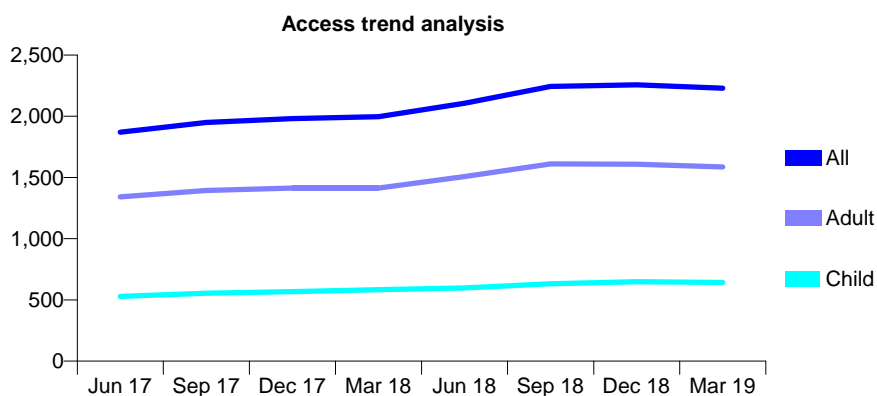
Q61 - Vital Signs At a Glance Contract Report for 191019/0001 - Year end March 2019

Name or company name	Mr Jinesh Patel
Contract type name	GDS Contract
Purpose of contract	General
Contract start date	01/03/2012
Contract end date	

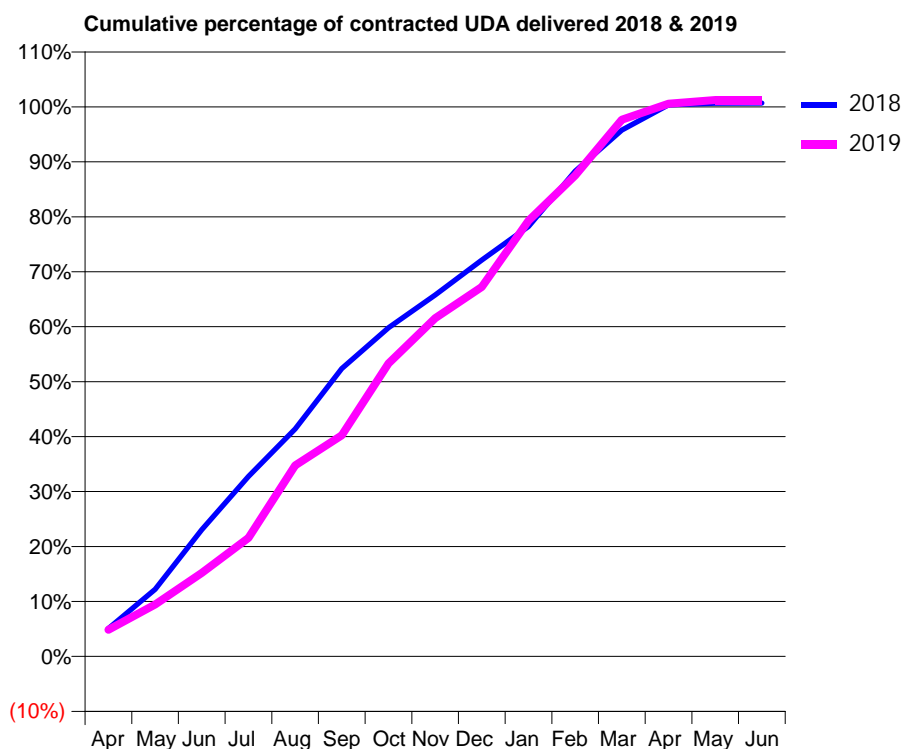
18/19 Contracted general activity (UDA)	5,037
Carry forward general activity (UDA)	-35
18/19 Contracted orthodontic activity (UOA)	0
Carry forward orthodontic activity (UOA)	0
Baseline contract value	£197,340.08

ACCESS*

Patients seen in 24 months	Total	Change since previous quarter
Quarter ending March 2018	1,996	
Quarter ending June 2018	2,106	↑
Quarter ending September 2018	2,243	↑
Quarter ending December 2018	2,257	→
Quarter ending March 2019	2,229	↓
Variance since March 2018	11.7%	↑



ACTIVITY



Month	2018	2019
April	256	245
May	615	476
June	1,161	766
July	1,649	1,086
August	2,085	1,751
September	2,638	2,027
October	3,013	2,685
November	3,313	3,101
December	3,634	3,387
January	3,941	3,994
February	4,449	4,408
March	4,823	4,919
April	5,055	5,066
May	5,070	5,099
June	5,072	5,100

QUALITY

	Quantity	Base Number	Contract	AT	Region	England
% of FP17s for the same patient ID Re-attending within 3 months - Children	13	529	2.5%	10.7%	11.9%	11.8%
% of FP17s for the same patient ID Re-attending within 3 months - Adults	85	1,300	6.5%	16.1%	16.9%	15.7%
% of FP17s for the same patient ID Re-attending between 3 & 9 months - Children	102	529	19.3%	45.1%	48.9%	58.9%
% of FP17s for the same patient ID Re-attending between 3 & 9 months - Adults	265	1,300	20.4%	36.9%	38.9%	50.8%
% of FP17s for Band 1 Urgent Courses	118	1,814	6.5%	10.9%	10.7%	9.1%
% of FP17s Relating to Free Repair or Replacements	3	1,814	0.2%	0.5%	0.5%	0.8%
% of FP17s Relating to Continuations	9	1,814	0.5%	0.7%	0.7%	0.9%
% of Patients satisfied with the dentistry they have received	0	0	N/A	89.9%	89.1%	92.5%
% of Patients satisfied with the time they had to wait for an appointment	0	0	N/A	79.6%	83.1%	87.0%

* This is based on patients treated on this contract for their most recent course of treatment. Figures in italics indicate the base number of FP17s or Patient Questionnaire responses are less than 100. N/A is shown where the base number of responses is less than 10 during the period. % is calculated as Quantity/Base number*100

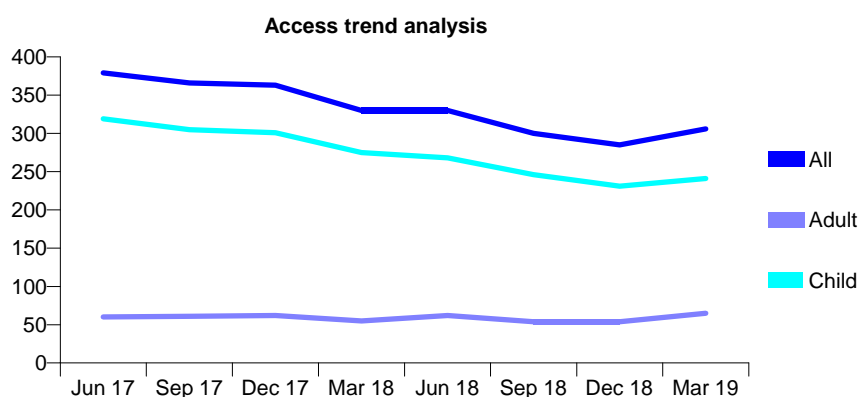
Q61 - Vital Signs At a Glance Contract Report for 192570/0001 - Year end March 2019

Name or company name	Hampden Clinics Limited
Contract type name	GDS Contract
Purpose of contract	General
Contract start date	01/01/2011
Contract end date	

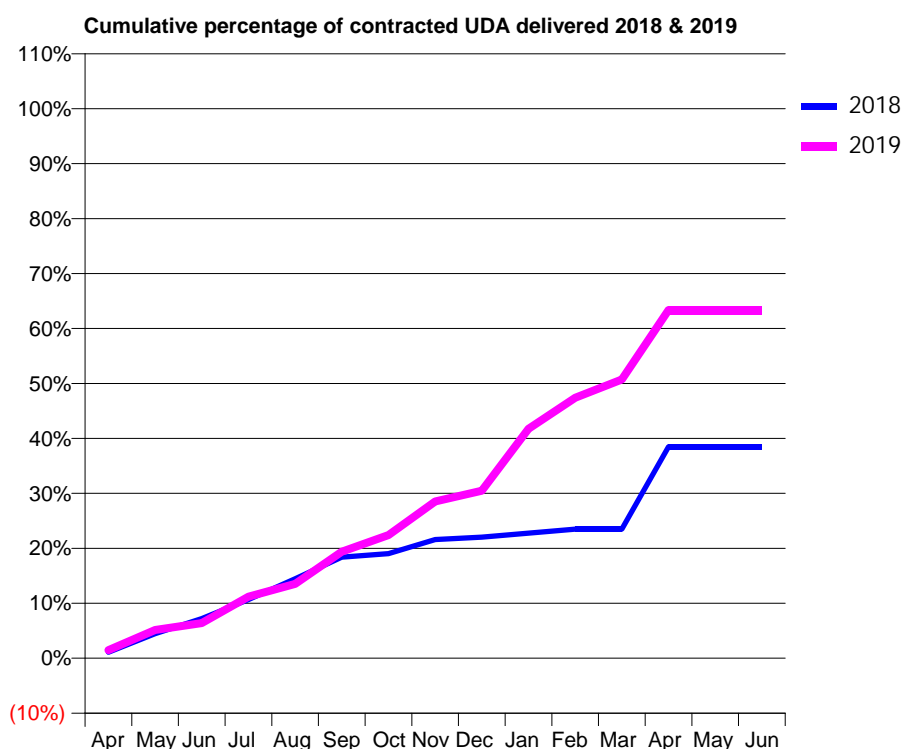
18/19 Contracted general activity (UDA)	1,759
Carry forward general activity (UDA)	0
18/19 Contracted orthodontic activity (UOA)	0
Carry forward orthodontic activity (UOA)	0
Baseline contract value	£45,764.53

ACCESS*

Patients seen in 24 months	Total	Change since previous quarter
Quarter ending March 2018	330	
Quarter ending June 2018	330	→
Quarter ending September 2018	300	↓
Quarter ending December 2018	285	↓
Quarter ending March 2019	306	↑
Variance since March 2018	(7.3%)	↓



ACTIVITY



Month	Adjusted Scheduled Activity (UDA)	
	2018	2019
April	19	26
May	79	90
June	127	113
July	188	197
August	254	238
September	323	341
October	335	394
November	380	502
December	388	536
January	400	735
February	413	834
March	413	892
April	677	1,114
May	677	1,114
June	677	1,114

QUALITY

	Quantity	Base Number	Contract	AT	Region	England
% of FP17s for the same patient ID Re-attending within 3 months - Children	40	369	10.8%	10.7%	11.9%	11.8%
% of FP17s for the same patient ID Re-attending within 3 months - Adults	10	63	15.9%	16.1%	16.9%	15.7%
% of FP17s for the same patient ID Re-attending between 3 & 9 months - Children	144	369	39.0%	45.1%	48.9%	58.9%
% of FP17s for the same patient ID Re-attending between 3 & 9 months - Adults	20	63	31.7%	36.9%	38.9%	50.8%
% of FP17s for Band 1 Urgent Courses	17	367	4.6%	10.9%	10.7%	9.1%
% of FP17s Relating to Free Repair or Replacements	0	367	0.0%	0.5%	0.5%	0.8%
% of FP17s Relating to Continuations	1	367	0.3%	0.7%	0.7%	0.9%
% of Patients satisfied with the dentistry they have received	0	0	N/A	89.9%	89.1%	92.5%
% of Patients satisfied with the time they had to wait for an appointment	0	0	N/A	79.6%	83.1%	87.0%

* This is based on patients treated on this contract for their most recent course of treatment.

Figures in italics indicate the base number of FP17s or Patient Questionnaire responses are less than 100. N/A is shown where the base number of responses is less than 10 during the period. % is calculated as Quantity/Base number*100

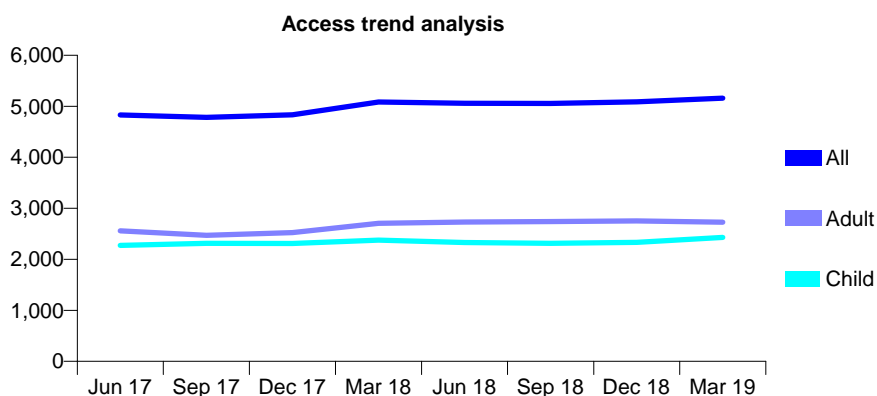
Q61 - Vital Signs At a Glance Contract Report for 192651/0001 - Year end March 2019

Name or company name	Goodmayes Dental Practice Ltd
Contract type name	GDS Contract
Purpose of contract	General
Contract start date	01/09/2010
Contract end date	

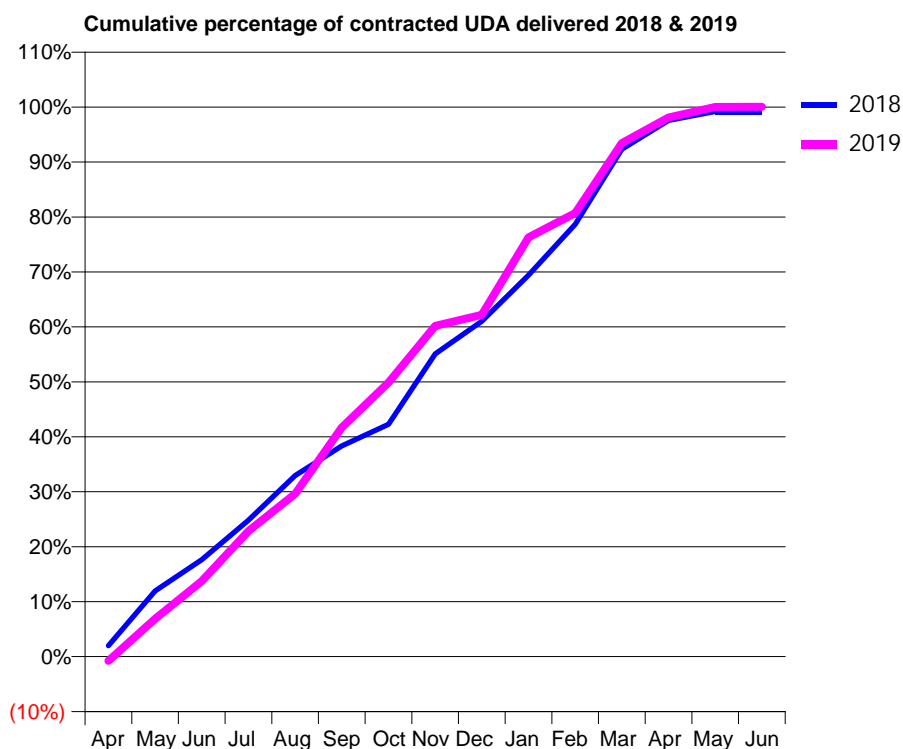
18/19 Contracted general activity (UDA)	13,676
Carry forward general activity (UDA)	107
18/19 Contracted orthodontic activity (UOA)	0
Carry forward orthodontic activity (UOA)	0
Baseline contract value	£443,792.90

ACCESS*

Patients seen in 24 months	Total	Change since previous quarter
Quarter ending March 2018	5,083	
Quarter ending June 2018	5,059	→
Quarter ending September 2018	5,055	→
Quarter ending December 2018	5,085	→
Quarter ending March 2019	5,160	→
Variance since March 2018	1.5%	→



ACTIVITY



Month	Adjusted Scheduled Activity (UDA)	
	2018	2019
April	274	-107
May	1,634	943
June	2,410	1,878
July	3,398	3,125
August	4,506	4,053
September	5,244	5,703
October	5,782	6,820
November	7,535	8,230
December	8,345	8,503
January	9,494	10,432
February	10,759	11,040
March	12,626	12,777
April	13,344	13,416
May	13,568	13,678
June	13,569	13,681

QUALITY

	Quantity	Base Number	Contract	AT	Region	England
% of FP17s for the same patient ID Re-attending within 3 months - Children	267	3,018	8.8%	10.7%	11.9%	11.8%
% of FP17s for the same patient ID Re-attending within 3 months - Adults	384	2,585	14.9%	16.1%	16.9%	15.7%
% of FP17s for the same patient ID Re-attending between 3 & 9 months - Children	1,403	3,018	46.5%	45.1%	48.9%	58.9%
% of FP17s for the same patient ID Re-attending between 3 & 9 months - Adults	797	2,585	30.8%	36.9%	38.9%	50.8%
% of FP17s for Band 1 Urgent Courses	420	5,561	7.6%	10.9%	10.7%	9.1%
% of FP17s Relating to Free Repair or Replacements	1	5,561	0.0%	0.5%	0.5%	0.8%
% of FP17s Relating to Continuations	4	5,561	0.1%	0.7%	0.7%	0.9%
% of Patients satisfied with the dentistry they have received	1	2	N/A	89.9%	89.1%	92.5%
% of Patients satisfied with the time they had to wait for an appointment	2	2	N/A	79.6%	83.1%	87.0%

* This is based on patients treated on this contract for their most recent course of treatment. Figures in italics indicate the base number of FP17s or Patient Questionnaire responses are less than 100. N/A is shown where the base number of responses is less than 10 during the period. % is calculated as Quantity/Base number*100

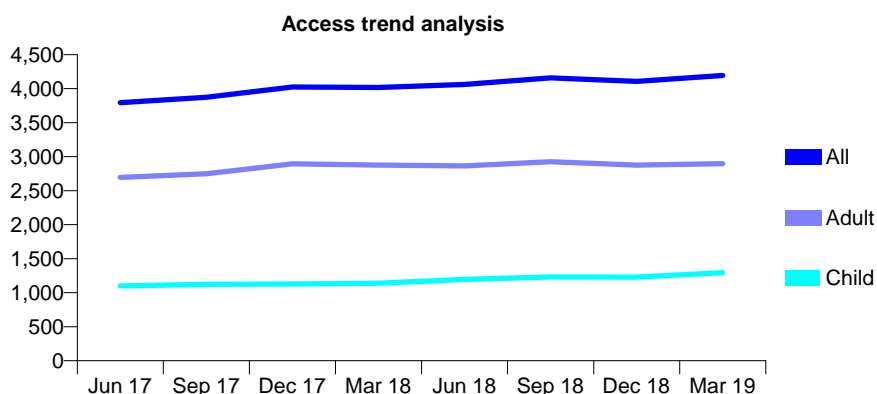
Q61 - Vital Signs At a Glance Contract Report for 193127/0001 - Year end March 2019

Name or company name	RUSHDENT LIMITED
Contract type name	GDS Contract
Purpose of contract	General
Contract start date	01/04/2011
Contract end date	

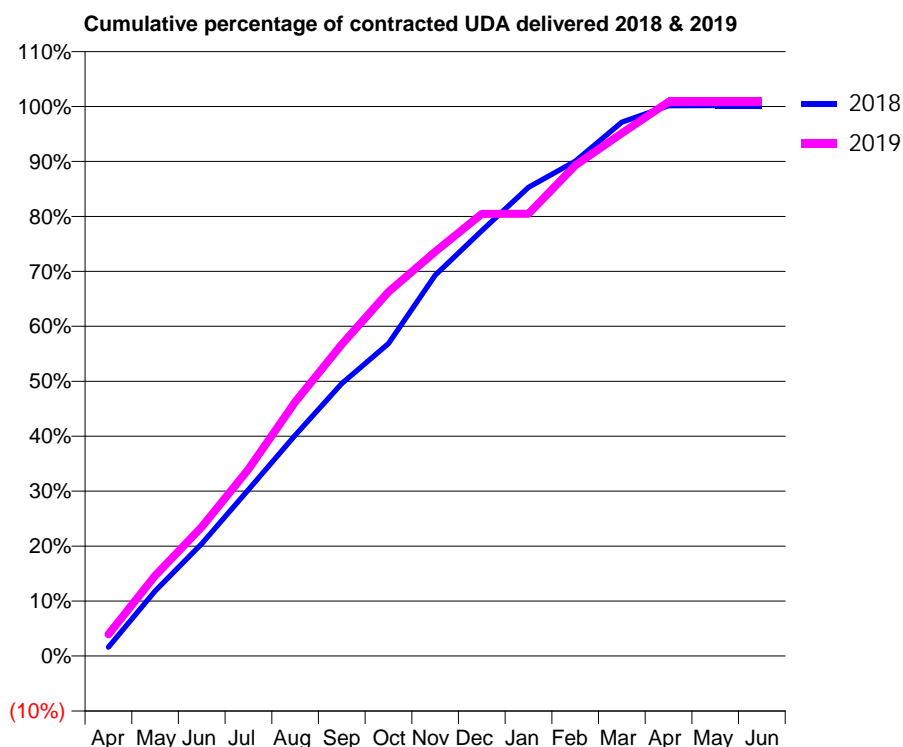
18/19 Contracted general activity (UDA)	9,924
Carry forward general activity (UDA)	0
18/19 Contracted orthodontic activity (UOA)	0
Carry forward orthodontic activity (UOA)	0
Baseline contract value	£271,753.89

ACCESS*

Patients seen in 24 months	Total	Change since previous quarter
Quarter ending March 2018	4,017	
Quarter ending June 2018	4,061	→
Quarter ending September 2018	4,159	↑
Quarter ending December 2018	4,106	↓
Quarter ending March 2019	4,194	↑
Variance since March 2018	4.4%	↑



ACTIVITY



Month	Adjusted Scheduled Activity (UDA)	
	2018	2019
April	160	391
May	1,174	1,453
June	2,027	2,332
July	3,004	3,376
August	3,987	4,588
September	4,921	5,630
October	5,643	6,577
November	6,877	7,303
December	7,680	7,985
January	8,464	7,988
February	8,936	8,859
March	9,638	9,439
April	9,938	10,008
May	9,940	10,008
June	9,940	10,008

QUALITY

	Quantity	Base Number	Contract	AT	Region	England
% of FP17s for the same patient ID Re-attending within 3 months - Children	48	1,376	3.5%	10.7%	11.9%	11.8%
% of FP17s for the same patient ID Re-attending within 3 months - Adults	145	2,622	5.5%	16.1%	16.9%	15.7%
% of FP17s for the same patient ID Re-attending between 3 & 9 months - Children	563	1,376	40.9%	45.1%	48.9%	58.9%
% of FP17s for the same patient ID Re-attending between 3 & 9 months - Adults	987	2,622	37.6%	36.9%	38.9%	50.8%
% of FP17s for Band 1 Urgent Courses	4	4,082	0.1%	10.9%	10.7%	9.1%
% of FP17s Relating to Free Repair or Replacements	2	4,082	0.0%	0.5%	0.5%	0.8%
% of FP17s Relating to Continuations	13	4,082	0.3%	0.7%	0.7%	0.9%
% of Patients satisfied with the dentistry they have received	4	4	N/A	89.9%	89.1%	92.5%
% of Patients satisfied with the time they had to wait for an appointment	4	4	N/A	79.6%	83.1%	87.0%

* This is based on patients treated on this contract for their most recent course of treatment. Figures in italics indicate the base number of FP17s or Patient Questionnaire responses are less than 100. N/A is shown where the base number of responses is less than 10 during the period. % is calculated as Quantity/Base number*100

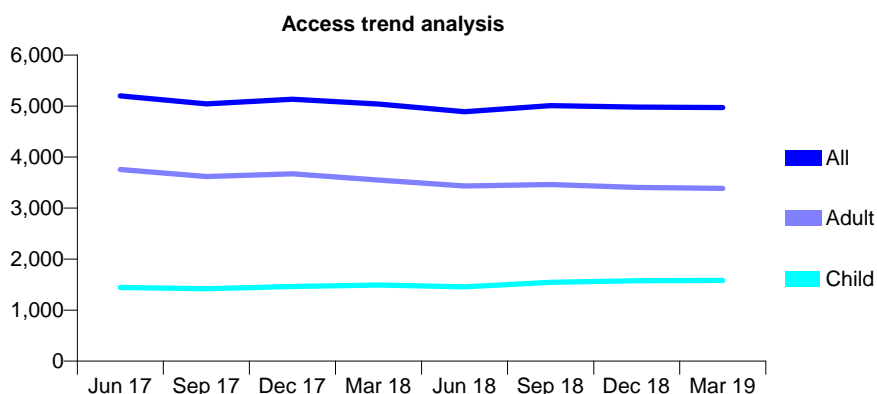
Q61 - Vital Signs At a Glance Contract Report for 193798/0001 - Year end March 2019

Name or company name	Dr S S Dhami & Dr J S Gill
Contract type name	GDS Contract
Purpose of contract	General
Contract start date	21/09/2011
Contract end date	

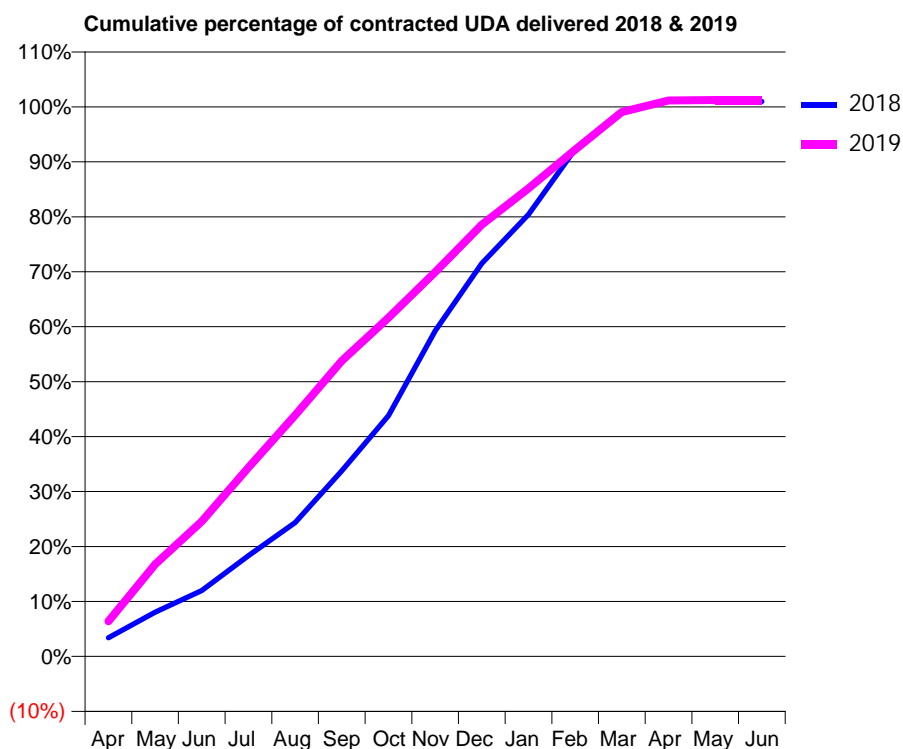
18/19 Contracted general activity (UDA)	15,151
Carry forward general activity (UDA)	-151
18/19 Contracted orthodontic activity (UOA)	0
Carry forward orthodontic activity (UOA)	0
Baseline contract value	£388,563.87

ACCESS*

Patients seen in 24 months	Total	Change since previous quarter
Quarter ending March 2018	5,039	
Quarter ending June 2018	4,890	↓
Quarter ending September 2018	5,008	↑
Quarter ending December 2018	4,983	→
Quarter ending March 2019	4,971	→
Variance since March 2018	(1.3%)	↓



ACTIVITY



Month	Adjusted Scheduled Activity (UDA)	
	2018	2019
April	515	969
May	1,218	2,539
June	1,819	3,724
July	2,778	5,209
August	3,688	6,654
September	5,115	8,145
October	6,639	9,338
November	8,977	10,593
December	10,833	11,904
January	12,187	12,904
February	13,984	13,971
March	14,981	15,010
April	15,315	15,325
May	15,315	15,338
June	15,302	15,338

QUALITY

	Quantity	Base Number	Contract	AT	Region	England
% of FP17s for the same patient ID Re-attending within 3 months - Children	140	1,730	8.1%	10.7%	11.9%	11.8%
% of FP17s for the same patient ID Re-attending within 3 months - Adults	552	3,414	16.2%	16.1%	16.9%	15.7%
% of FP17s for the same patient ID Re-attending between 3 & 9 months - Children	651	1,730	37.6%	45.1%	48.9%	58.9%
% of FP17s for the same patient ID Re-attending between 3 & 9 months - Adults	973	3,414	28.5%	36.9%	38.9%	50.8%
% of FP17s for Band 1 Urgent Courses	772	5,143	15.0%	10.9%	10.7%	9.1%
% of FP17s Relating to Free Repair or Replacements	63	5,143	1.2%	0.5%	0.5%	0.8%
% of FP17s Relating to Continuations	11	5,143	0.2%	0.7%	0.7%	0.9%
% of Patients satisfied with the dentistry they have received	0	1	N/A	89.9%	89.1%	92.5%
% of Patients satisfied with the time they had to wait for an appointment	0	1	N/A	79.6%	83.1%	87.0%

* This is based on patients treated on this contract for their most recent course of treatment. Figures in italics indicate the base number of FP17s or Patient Questionnaire responses are less than 100. N/A is shown where the base number of responses is less than 10 during the period. % is calculated as Quantity/Base number*100

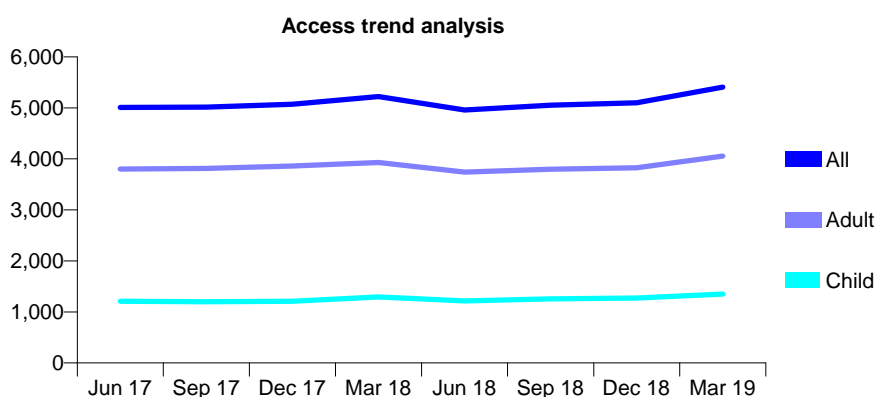
Q61 - Vital Signs At a Glance Contract Report for 194050/0001 - Year end March 2019

Name or company name	Woodberry Downs Dental Practice
Contract type name	GDS Contract
Purpose of contract	General
Contract start date	01/04/2010
Contract end date	

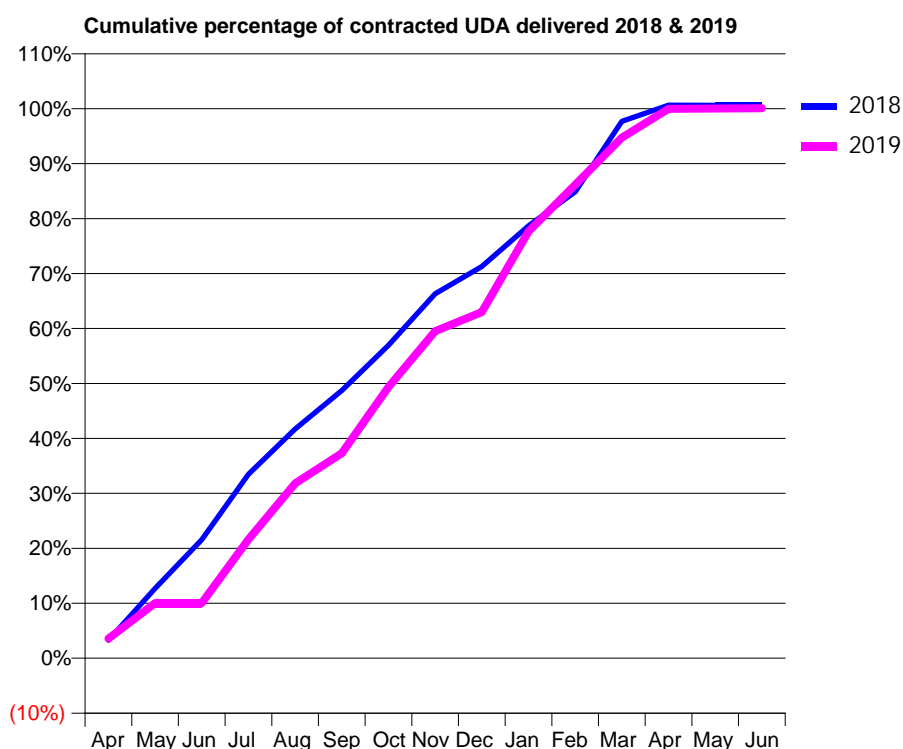
18/19 Contracted general activity (UDA)	14,000
Carry forward general activity (UDA)	-79
18/19 Contracted orthodontic activity (UOA)	0
Carry forward orthodontic activity (UOA)	0
Baseline contract value	£469,066.14

ACCESS*

Patients seen in 24 months	Total	Change since previous quarter
Quarter ending March 2018	5,222	
Quarter ending June 2018	4,957	↓
Quarter ending September 2018	5,052	→
Quarter ending December 2018	5,099	→
Quarter ending March 2019	5,407	↑
Variance since March 2018	3.5%	↑



ACTIVITY



Month	Adjusted Scheduled Activity (UDA)	
	2018	2019
April	434	502
May	1,682	1,405
June	2,850	1,405
July	4,423	3,028
August	5,513	4,455
September	6,435	5,220
October	7,523	6,910
November	8,763	8,333
December	9,417	8,819
January	10,392	10,875
February	11,213	12,061
March	12,905	13,262
April	13,293	13,997
May	13,291	14,001
June	13,291	14,008

QUALITY

	Quantity	Base Number	Contract	AT	Region	England
% of FP17s for the same patient ID Re-attending within 3 months - Children	70	1,398	5.0%	10.7%	11.9%	11.8%
% of FP17s for the same patient ID Re-attending within 3 months - Adults	371	3,788	9.8%	16.1%	16.9%	15.7%
% of FP17s for the same patient ID Re-attending between 3 & 9 months - Children	488	1,398	34.9%	45.1%	48.9%	58.9%
% of FP17s for the same patient ID Re-attending between 3 & 9 months - Adults	1,236	3,788	32.6%	36.9%	38.9%	50.8%
% of FP17s for Band 1 Urgent Courses	337	5,313	6.3%	10.9%	10.7%	9.1%
% of FP17s Relating to Free Repair or Replacements	41	5,313	0.8%	0.5%	0.5%	0.8%
% of FP17s Relating to Continuations	8	5,313	0.2%	0.7%	0.7%	0.9%
% of Patients satisfied with the dentistry they have received	0	0	N/A	89.9%	89.1%	92.5%
% of Patients satisfied with the time they had to wait for an appointment	0	0	N/A	79.6%	83.1%	87.0%

* This is based on patients treated on this contract for their most recent course of treatment.

Figures in italics indicate the base number of FP17s or Patient Questionnaire responses are less than 100. N/A is shown where the base number of responses is less than 10 during the period. % is calculated as Quantity/Base number*100

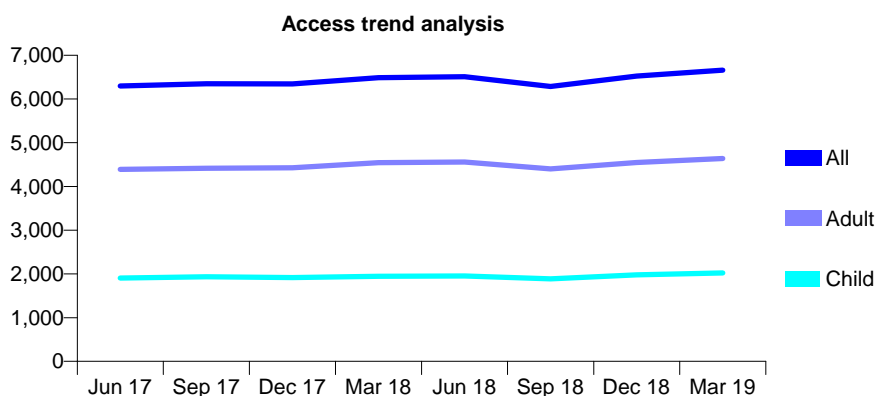
Q61 - Vital Signs At a Glance Contract Report for 194069/0001 - Year end March 2019

Name or company name	Bluebell Dental Practice
Contract type name	GDS Contract
Purpose of contract	General
Contract start date	01/11/2007
Contract end date	

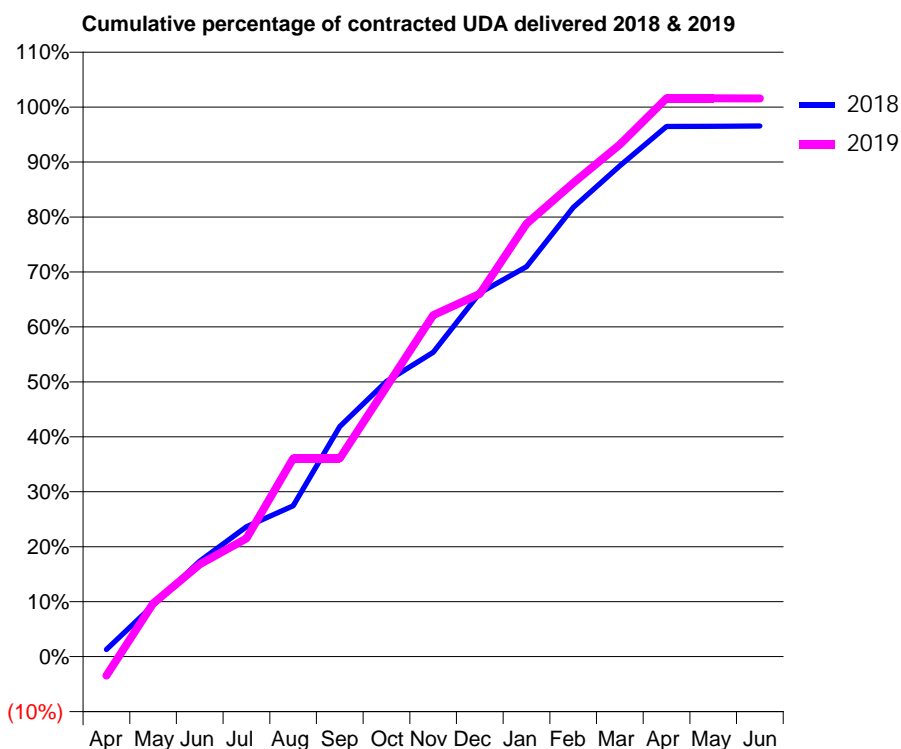
18/19 Contracted general activity (UDA)	11,460
Carry forward general activity (UDA)	396
18/19 Contracted orthodontic activity (UOA)	0
Carry forward orthodontic activity (UOA)	0
Baseline contract value	£320,914.01

ACCESS*

Patients seen in 24 months	Total	Change since previous quarter
Quarter ending March 2018	6,486	
Quarter ending June 2018	6,511	→
Quarter ending September 2018	6,286	↓
Quarter ending December 2018	6,525	↑
Quarter ending March 2019	6,659	↑
Variance since March 2018	2.7%	↑



ACTIVITY



Month	Adjusted Scheduled Activity (UDA)	
	2018	2019
April	149	-396
May	1,073	1,110
June	1,992	1,924
July	2,711	2,465
August	3,147	4,134
September	4,799	4,134
October	5,737	5,625
November	6,345	7,120
December	7,585	7,562
January	8,130	9,025
February	9,366	9,876
March	10,232	10,678
April	11,055	11,642
May	11,058	11,643
June	11,064	11,640

QUALITY

	Quantity	Base Number	Contract	AT	Region	England
% of FP17s for the same patient ID Re-attending within 3 months - Children	140	2,423	5.8%	10.7%	11.9%	11.8%
% of FP17s for the same patient ID Re-attending within 3 months - Adults	400	4,477	8.9%	16.1%	16.9%	15.7%
% of FP17s for the same patient ID Re-attending between 3 & 9 months - Children	1,028	2,423	42.4%	45.1%	48.9%	58.9%
% of FP17s for the same patient ID Re-attending between 3 & 9 months - Adults	1,397	4,477	31.2%	36.9%	38.9%	50.8%
% of FP17s for Band 1 Urgent Courses	567	7,068	8.0%	10.9%	10.7%	9.1%
% of FP17s Relating to Free Repair or Replacements	49	7,068	0.7%	0.5%	0.5%	0.8%
% of FP17s Relating to Continuations	3	7,068	0.0%	0.7%	0.7%	0.9%
% of Patients satisfied with the dentistry they have received	2	2	N/A	89.9%	89.1%	92.5%
% of Patients satisfied with the time they had to wait for an appointment	2	2	N/A	79.6%	83.1%	87.0%

* This is based on patients treated on this contract for their most recent course of treatment. Figures in italics indicate the base number of FP17s or Patient Questionnaire responses are less than 100. N/A is shown where the base number of responses is less than 10 during the period. % is calculated as Quantity/Base number*100

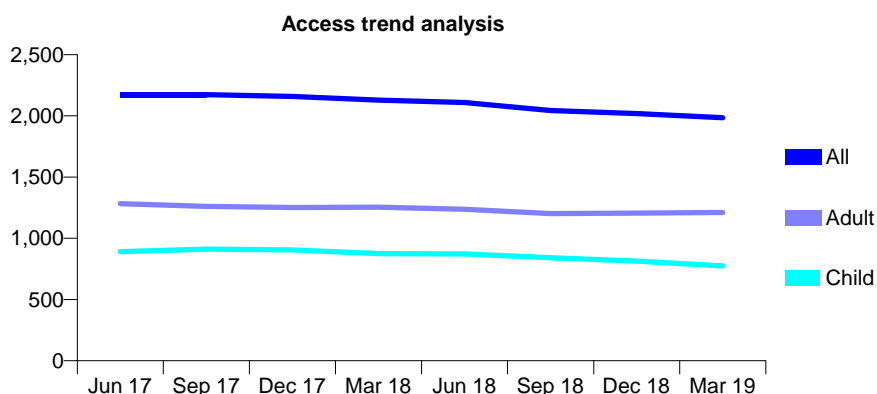
Q61 - Vital Signs At a Glance Contract Report for 194662/0001 - Year end March 2019

Name or company name	Barkingside Dental Care Ltd
Contract type name	GDS Contract
Purpose of contract	General
Contract start date	01/05/2011
Contract end date	

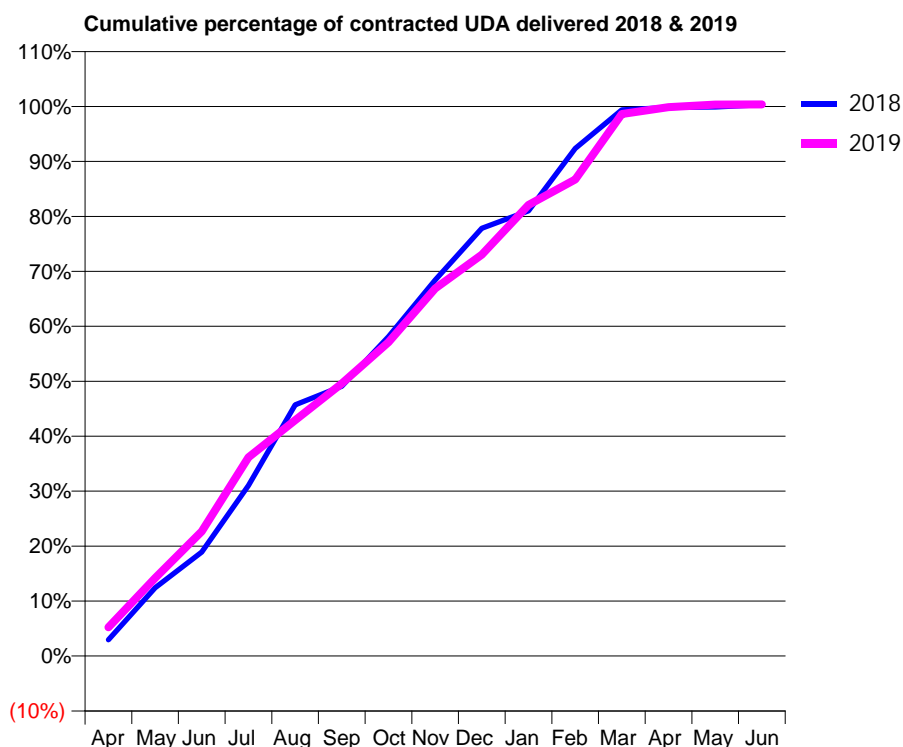
18/19 Contracted general activity (UDA)	5,103
Carry forward general activity (UDA)	-15
18/19 Contracted orthodontic activity (UOA)	0
Carry forward orthodontic activity (UOA)	0
Baseline contract value	£136,380.56

ACCESS*

Patients seen in 24 months	Total	Change since previous quarter
Quarter ending March 2018	2,129	
Quarter ending June 2018	2,110	→
Quarter ending September 2018	2,044	↓
Quarter ending December 2018	2,019	↓
Quarter ending March 2019	1,985	↓
Variance since March 2018	(6.8%)	↓



ACTIVITY



Month	Adjusted Scheduled Activity (UDA)	
	2018	2019
April	152	267
May	635	725
June	965	1,157
July	1,584	1,845
August	2,332	2,189
September	2,504	2,531
October	2,965	2,914
November	3,492	3,413
December	3,972	3,727
January	4,134	4,188
February	4,714	4,425
March	5,071	5,032
April	5,093	5,097
May	5,097	5,120
June	5,118	5,121

QUALITY

	Quantity	Base Number	Contract	AT	Region	England
% of FP17s for the same patient ID Re-attending within 3 months - Children	28	828	3.4%	10.7%	11.9%	11.8%
% of FP17s for the same patient ID Re-attending within 3 months - Adults	118	1,158	10.2%	16.1%	16.9%	15.7%
% of FP17s for the same patient ID Re-attending between 3 & 9 months - Children	354	828	42.8%	45.1%	48.9%	58.9%
% of FP17s for the same patient ID Re-attending between 3 & 9 months - Adults	415	1,158	35.8%	36.9%	38.9%	50.8%
% of FP17s for Band 1 Urgent Courses	78	1,997	3.9%	10.9%	10.7%	9.1%
% of FP17s Relating to Free Repair or Replacements	40	1,997	2.0%	0.5%	0.5%	0.8%
% of FP17s Relating to Continuations	13	1,997	0.7%	0.7%	0.7%	0.9%
% of Patients satisfied with the dentistry they have received	0	0	N/A	89.9%	89.1%	92.5%
% of Patients satisfied with the time they had to wait for an appointment	0	0	N/A	79.6%	83.1%	87.0%

* This is based on patients treated on this contract for their most recent course of treatment. Figures in italics indicate the base number of FP17s or Patient Questionnaire responses are less than 100. N/A is shown where the base number of responses is less than 10 during the period. % is calculated as Quantity/Base number*100

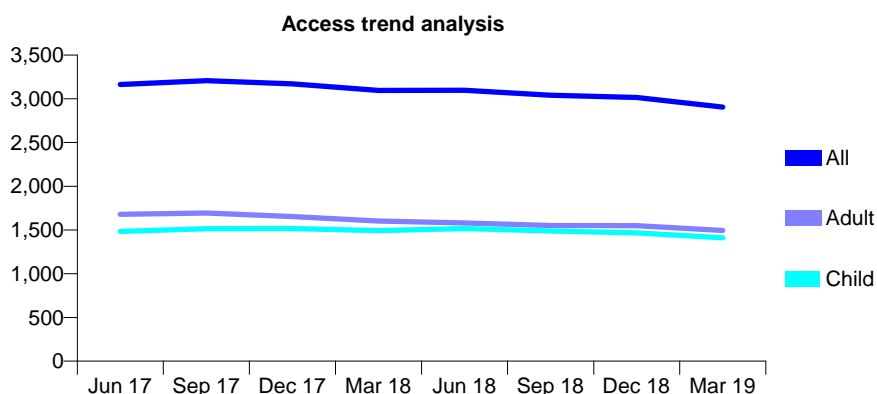
Q61 - Vital Signs At a Glance Contract Report for 195065/0001 - Year end March 2019

Name or company name	Island Health Dental Practice
Contract type name	GDS Contract
Purpose of contract	General
Contract start date	15/10/2010
Contract end date	

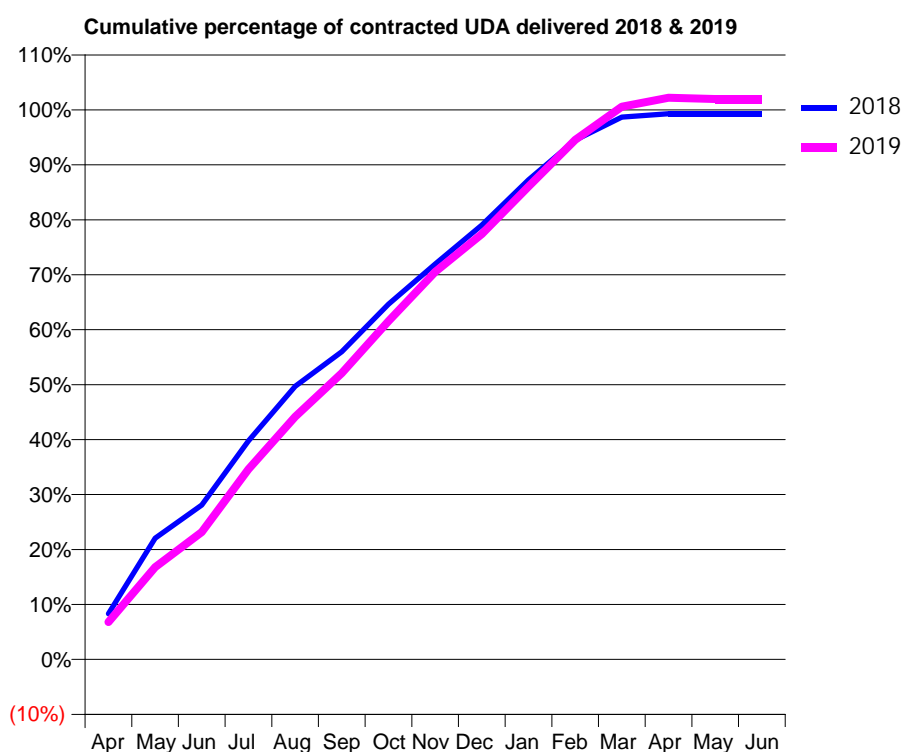
18/19 Contracted general activity (UDA)	9,120
Carry forward general activity (UDA)	66
18/19 Contracted orthodontic activity (UOA)	0
Carry forward orthodontic activity (UOA)	0
Baseline contract value	£291,114.33

ACCESS*

Patients seen in 24 months	Total	Change since previous quarter
Quarter ending March 2018	3,095	
Quarter ending June 2018	3,096	→
Quarter ending September 2018	3,040	↓
Quarter ending December 2018	3,016	→
Quarter ending March 2019	2,904	↓
Variance since March 2018	(6.2%)	↓



ACTIVITY



Month	2018	2019
April	759	621
May	2,014	1,531
June	2,561	2,112
July	3,627	3,157
August	4,534	4,030
September	5,106	4,751
October	5,895	5,614
November	6,560	6,431
December	7,208	7,058
January	7,960	7,846
February	8,617	8,622
March	8,999	9,172
April	9,054	9,321
May	9,054	9,299
June	9,054	9,299

QUALITY

	Quantity	Base Number	Contract	AT	Region	England
% of FP17s for the same patient ID Re-attending within 3 months - Children	123	1,724	7.1%	10.7%	11.9%	11.8%
% of FP17s for the same patient ID Re-attending within 3 months - Adults	478	2,068	23.1%	16.1%	16.9%	15.7%
% of FP17s for the same patient ID Re-attending between 3 & 9 months - Children	782	1,724	45.4%	45.1%	48.9%	58.9%
% of FP17s for the same patient ID Re-attending between 3 & 9 months - Adults	824	2,068	39.8%	36.9%	38.9%	50.8%
% of FP17s for Band 1 Urgent Courses	557	3,789	14.7%	10.9%	10.7%	9.1%
% of FP17s Relating to Free Repair or Replacements	6	3,789	0.2%	0.5%	0.5%	0.8%
% of FP17s Relating to Continuations	0	3,789	0.0%	0.7%	0.7%	0.9%
% of Patients satisfied with the dentistry they have received	0	0	N/A	89.9%	89.1%	92.5%
% of Patients satisfied with the time they had to wait for an appointment	0	0	N/A	79.6%	83.1%	87.0%

* This is based on patients treated on this contract for their most recent course of treatment. Figures in italics indicate the base number of FP17s or Patient Questionnaire responses are less than 100. N/A is shown where the base number of responses is less than 10 during the period. % is calculated as Quantity/Base number*100

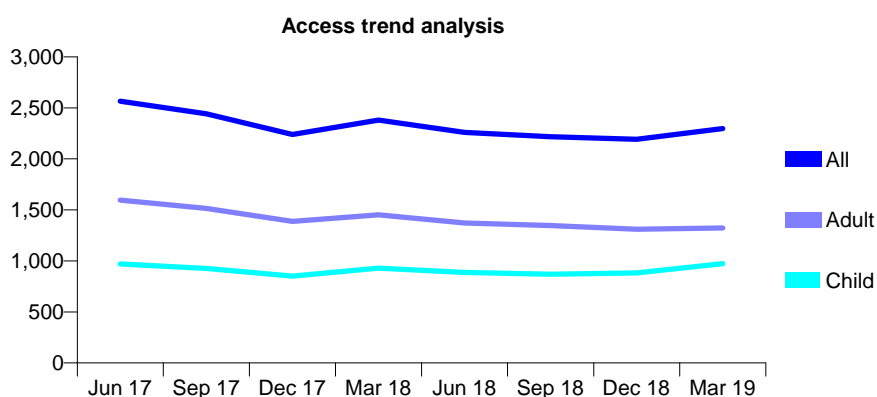
Q61 - Vital Signs At a Glance Contract Report for 196711/0001 - Year end March 2019

Name or company name	Miss Chaudry & Dr M Siddique
Contract type name	GDS Contract
Purpose of contract	General
Contract start date	01/02/2012
Contract end date	

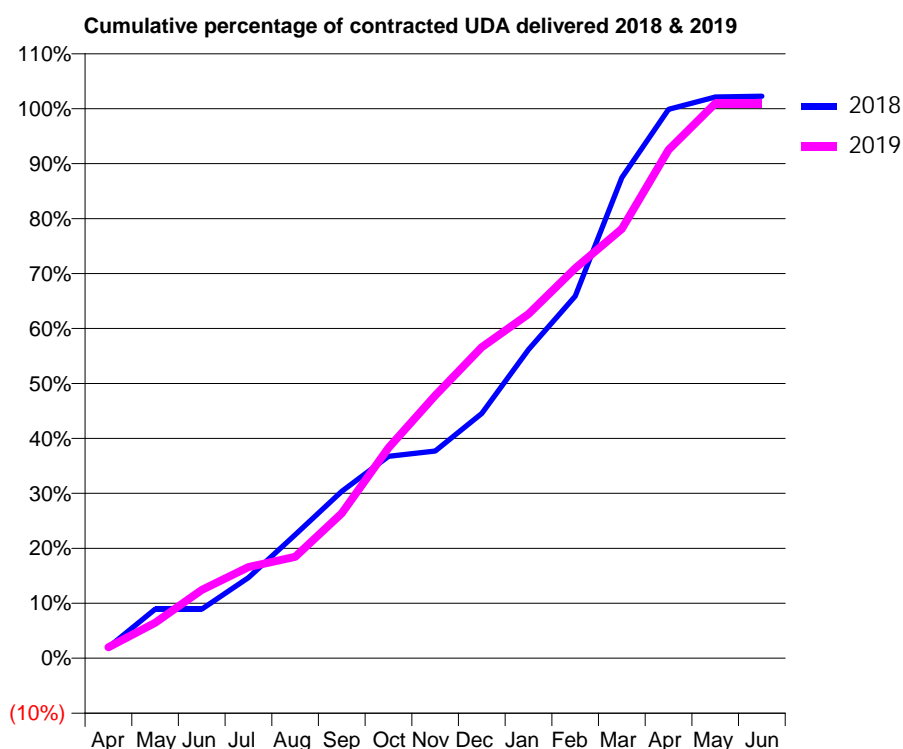
18/19 Contracted general activity (UDA)	6,879
Carry forward general activity (UDA)	-138
18/19 Contracted orthodontic activity (UOA)	0
Carry forward orthodontic activity (UOA)	0
Baseline contract value	£178,901.79

ACCESS*

Patients seen in 24 months	Total	Change since previous quarter
Quarter ending March 2018	2,380	
Quarter ending June 2018	2,259	↓
Quarter ending September 2018	2,217	↓
Quarter ending December 2018	2,192	↓
Quarter ending March 2019	2,297	↑
Variance since March 2018	(3.5%)	↓



ACTIVITY



Adjusted Scheduled Activity (UDA)		
Month	2018	2019
April	138	138
May	613	444
June	616	854
July	1,010	1,141
August	1,546	1,270
September	2,089	1,814
October	2,528	2,634
November	2,594	3,289
December	3,064	3,894
January	3,864	4,307
February	4,534	4,880
March	6,015	5,374
April	6,870	6,364
May	7,024	6,944
June	7,034	6,944

QUALITY

	Quantity	Base Number	Contract	AT	Region	England
% of FP17s for the same patient ID Re-attending within 3 months - Children	137	1,126	12.2%	10.7%	11.9%	11.8%
% of FP17s for the same patient ID Re-attending within 3 months - Adults	281	1,348	20.8%	16.1%	16.9%	15.7%
% of FP17s for the same patient ID Re-attending between 3 & 9 months - Children	520	1,126	46.2%	45.1%	48.9%	58.9%
% of FP17s for the same patient ID Re-attending between 3 & 9 months - Adults	308	1,348	22.8%	36.9%	38.9%	50.8%
% of FP17s for Band 1 Urgent Courses	348	2,682	13.0%	10.9%	10.7%	9.1%
% of FP17s Relating to Free Repair or Replacements	7	2,682	0.3%	0.5%	0.5%	0.8%
% of FP17s Relating to Continuations	16	2,682	0.6%	0.7%	0.7%	0.9%
% of Patients satisfied with the dentistry they have received	1	1	N/A	89.9%	89.1%	92.5%
% of Patients satisfied with the time they had to wait for an appointment	1	1	N/A	79.6%	83.1%	87.0%

* This is based on patients treated on this contract for their most recent course of treatment.

Figures in italics indicate the base number of FP17s or Patient Questionnaire responses are less than 100. N/A is shown where the base number of responses is less than 10 during the period. % is calculated as Quantity/Base number*100

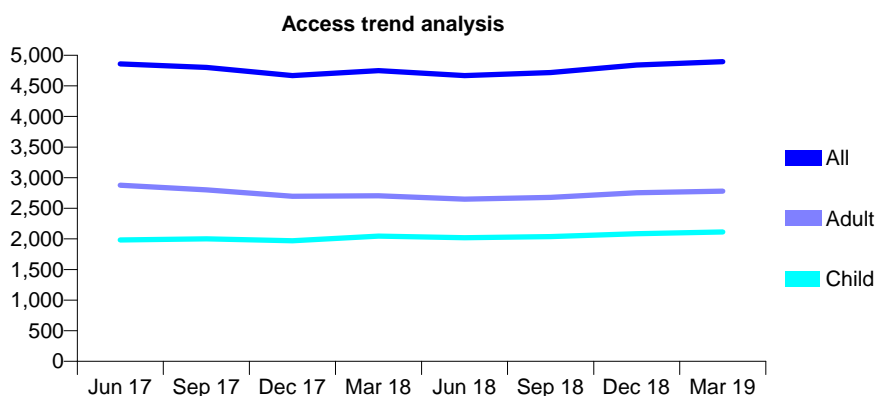
Q61 - Vital Signs At a Glance Contract Report for 196975/0001 - Year end March 2019

Name or company name	Dental Art Studio
Contract type name	GDS Contract
Purpose of contract	General
Contract start date	01/10/2010
Contract end date	

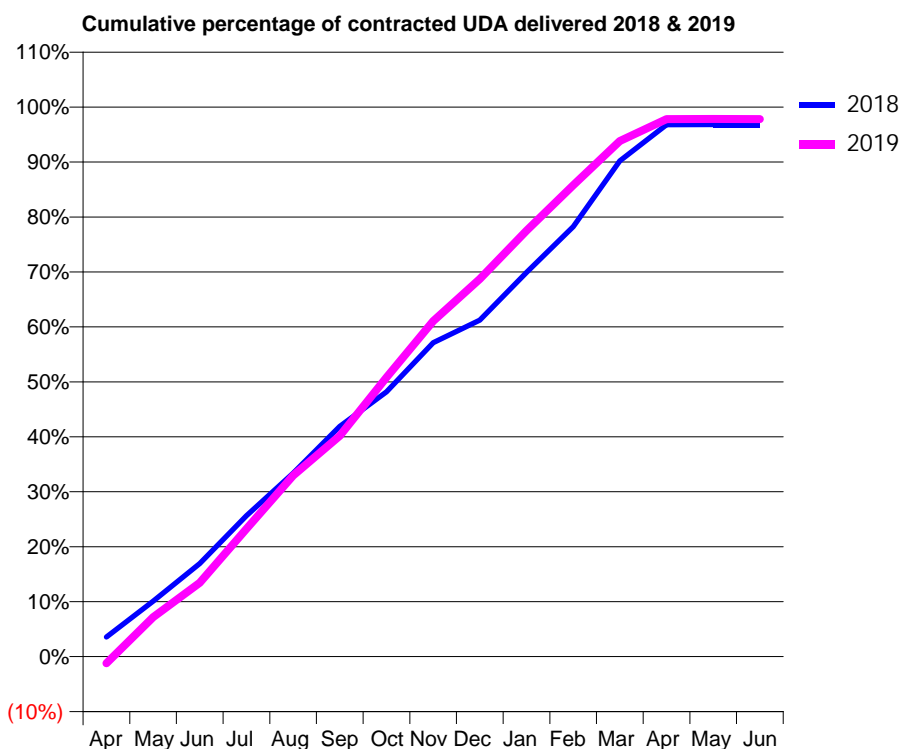
18/19 Contracted general activity (UDA)	11,429
Carry forward general activity (UDA)	363
18/19 Contracted orthodontic activity (UOA)	0
Carry forward orthodontic activity (UOA)	0
Baseline contract value	£322,321.05

ACCESS*

Patients seen in 24 months	Total	Change since previous quarter
Quarter ending March 2018	4,749	
Quarter ending June 2018	4,668	↓
Quarter ending September 2018	4,717	→
Quarter ending December 2018	4,840	↑
Quarter ending March 2019	4,894	→
Variance since March 2018	3.1%	↑



ACTIVITY



Month	Adjusted Scheduled Activity (UDA)	
	2018	2019
April	409	-140
May	1,154	823
June	1,937	1,534
July	2,929	2,659
August	3,814	3,768
September	4,789	4,591
October	5,507	5,805
November	6,531	6,977
December	6,999	7,853
January	7,990	8,856
February	8,944	9,802
March	10,309	10,724
April	11,063	11,178
May	11,065	11,181
June	11,066	11,180

QUALITY

	Quantity	Base Number	Contract	AT	Region	England
% of FP17s for the same patient ID Re-attending within 3 months - Children	236	2,803	8.4%	10.7%	11.9%	11.8%
% of FP17s for the same patient ID Re-attending within 3 months - Adults	356	2,896	12.3%	16.1%	16.9%	15.7%
% of FP17s for the same patient ID Re-attending between 3 & 9 months - Children	1,381	2,803	49.3%	45.1%	48.9%	58.9%
% of FP17s for the same patient ID Re-attending between 3 & 9 months - Adults	1,030	2,896	35.6%	36.9%	38.9%	50.8%
% of FP17s for Band 1 Urgent Courses	421	5,580	7.5%	10.9%	10.7%	9.1%
% of FP17s Relating to Free Repair or Replacements	9	5,580	0.2%	0.5%	0.5%	0.8%
% of FP17s Relating to Continuations	5	5,580	0.1%	0.7%	0.7%	0.9%
% of Patients satisfied with the dentistry they have received	2	2	N/A	89.9%	89.1%	92.5%
% of Patients satisfied with the time they had to wait for an appointment	1	2	N/A	79.6%	83.1%	87.0%

* This is based on patients treated on this contract for their most recent course of treatment. Figures in italics indicate the base number of FP17s or Patient Questionnaire responses are less than 100. N/A is shown where the base number of responses is less than 10 during the period. % is calculated as Quantity/Base number*100

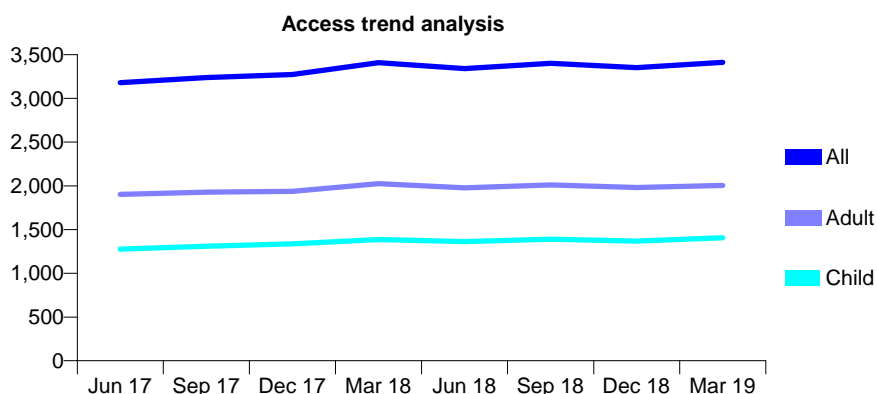
Q61 - Vital Signs At a Glance Contract Report for 197866/0001 - Year end March 2019

Name or company name	Morris House Dental Surgery
Contract type name	GDS Contract
Purpose of contract	General
Contract start date	06/06/2014
Contract end date	

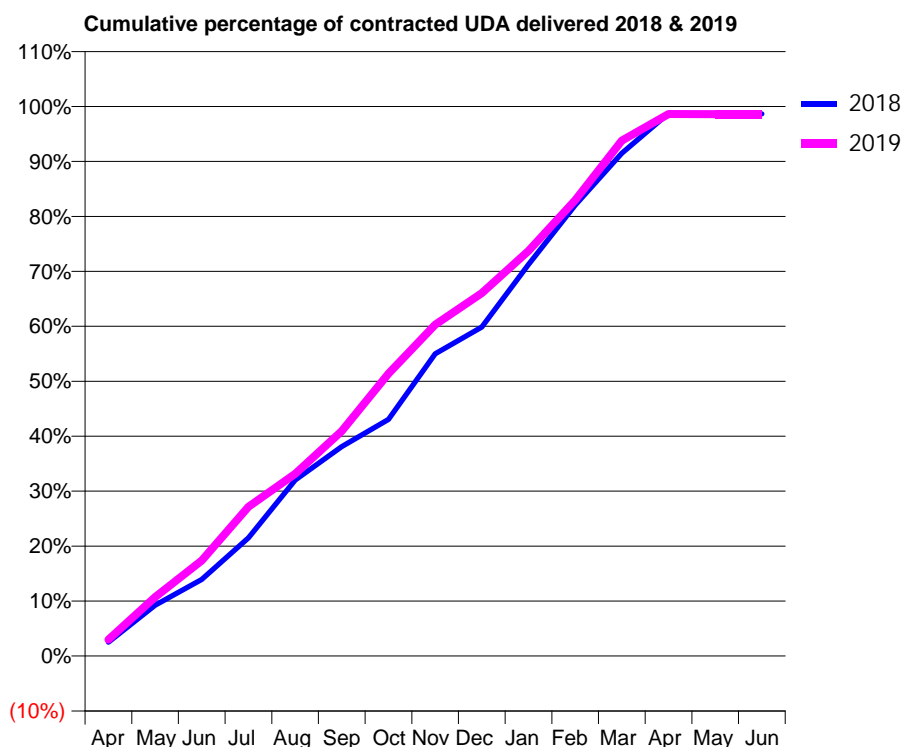
18/19 Contracted general activity (UDA)	10,306
Carry forward general activity (UDA)	139
18/19 Contracted orthodontic activity (UOA)	0
Carry forward orthodontic activity (UOA)	0
Baseline contract value	£332,576.49

ACCESS*

Patients seen in 24 months	Total	Change since previous quarter
Quarter ending March 2018	3,410	
Quarter ending June 2018	3,340	↓
Quarter ending September 2018	3,401	→
Quarter ending December 2018	3,351	↓
Quarter ending March 2019	3,412	→
Variance since March 2018	0.1%	→



ACTIVITY



Month	Adjusted Scheduled Activity (UDA)	
	2018	2019
April	262	308
May	953	1,107
June	1,437	1,792
July	2,218	2,800
August	3,301	3,418
September	3,927	4,219
October	4,438	5,296
November	5,668	6,213
December	6,169	6,807
January	7,342	7,600
February	8,458	8,550
March	9,431	9,665
April	10,174	10,163
May	10,172	10,160
June	10,167	10,161

QUALITY

	Quantity	Base Number	Contract	AT	Region	England
% of FP17s for the same patient ID Re-attending within 3 months - Children	63	1,659	3.8%	10.7%	11.9%	11.8%
% of FP17s for the same patient ID Re-attending within 3 months - Adults	208	1,947	10.7%	16.1%	16.9%	15.7%
% of FP17s for the same patient ID Re-attending between 3 & 9 months - Children	709	1,659	42.7%	45.1%	48.9%	58.9%
% of FP17s for the same patient ID Re-attending between 3 & 9 months - Adults	643	1,947	33.0%	36.9%	38.9%	50.8%
% of FP17s for Band 1 Urgent Courses	229	3,582	6.4%	10.9%	10.7%	9.1%
% of FP17s Relating to Free Repair or Replacements	8	3,582	0.2%	0.5%	0.5%	0.8%
% of FP17s Relating to Continuations	0	3,582	0.0%	0.7%	0.7%	0.9%
% of Patients satisfied with the dentistry they have received	0	0	N/A	89.9%	89.1%	92.5%
% of Patients satisfied with the time they had to wait for an appointment	0	0	N/A	79.6%	83.1%	87.0%

* This is based on patients treated on this contract for their most recent course of treatment.

Figures in italics indicate the base number of FP17s or Patient Questionnaire responses are less than 100. N/A is shown where the base number of responses is less than 10 during the period. % is calculated as Quantity/Base number*100

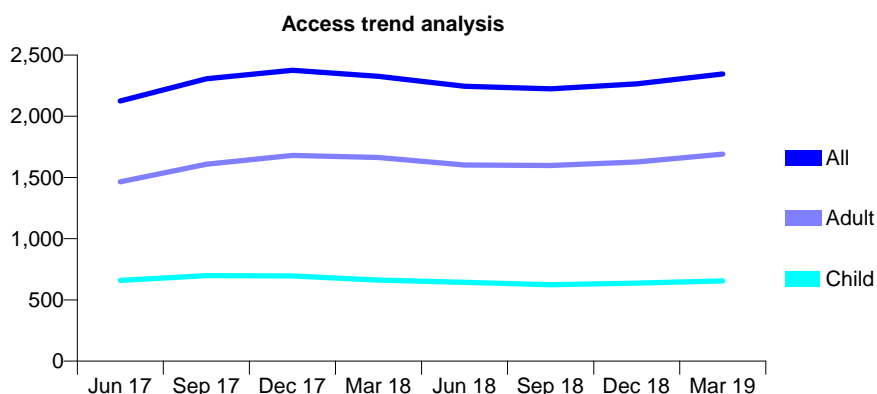
Q61 - Vital Signs At a Glance Contract Report for 198323/0001 - Year end March 2019

Name or company name	Fowell and Lodhia and Dhuggal
Contract type name	GDS Contract
Purpose of contract	General
Contract start date	01/12/2015
Contract end date	

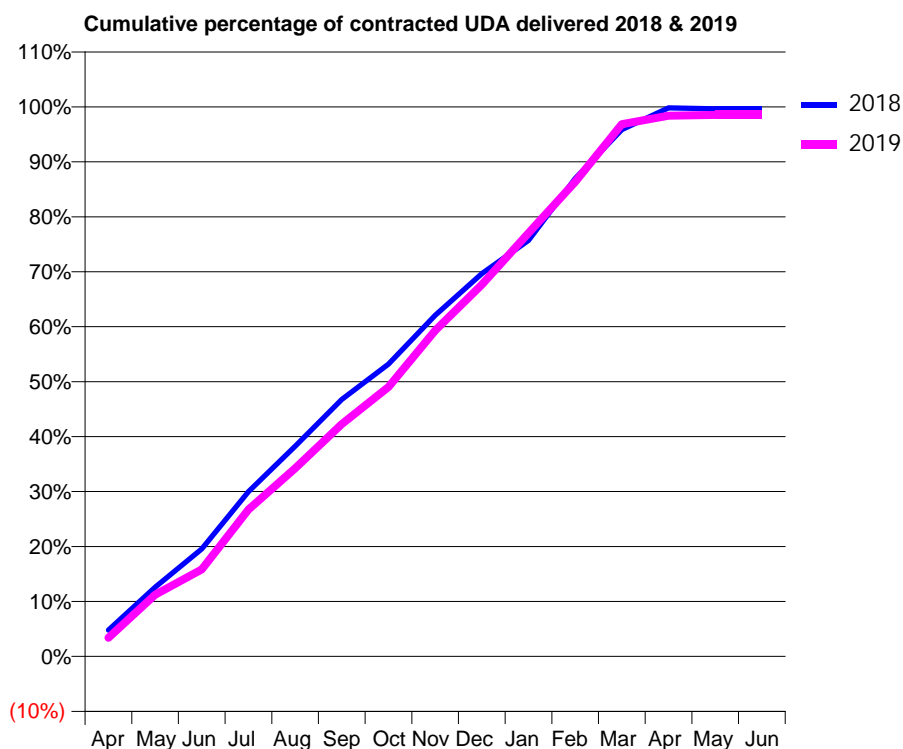
18/19 Contracted general activity (UDA)	6,262
Carry forward general activity (UDA)	22
18/19 Contracted orthodontic activity (UOA)	0
Carry forward orthodontic activity (UOA)	0
Baseline contract value	£216,517.92

ACCESS*

Patients seen in 24 months	Total	Change since previous quarter
Quarter ending March 2018	2,326	
Quarter ending June 2018	2,246	↓
Quarter ending September 2018	2,224	→
Quarter ending December 2018	2,265	→
Quarter ending March 2019	2,346	↑
Variance since March 2018	0.9%	→



ACTIVITY



Month	Adjusted Scheduled Activity (UDA)	
	2018	2019
April	300	213
May	789	703
June	1,225	992
July	1,877	1,674
August	2,395	2,144
September	2,928	2,646
October	3,332	3,070
November	3,887	3,714
December	4,361	4,236
January	4,740	4,824
February	5,447	5,408
March	6,001	6,064
April	6,251	6,162
May	6,240	6,171
June	6,240	6,171

QUALITY

	Quantity	Base Number	Contract	AT	Region	England
% of FP17s for the same patient ID Re-attending within 3 months - Children	44	901	4.9%	10.7%	11.9%	11.8%
% of FP17s for the same patient ID Re-attending within 3 months - Adults	210	1,897	11.1%	16.1%	16.9%	15.7%
% of FP17s for the same patient ID Re-attending between 3 & 9 months - Children	468	901	51.9%	45.1%	48.9%	58.9%
% of FP17s for the same patient ID Re-attending between 3 & 9 months - Adults	790	1,897	41.6%	36.9%	38.9%	50.8%
% of FP17s for Band 1 Urgent Courses	202	2,772	7.3%	10.9%	10.7%	9.1%
% of FP17s Relating to Free Repair or Replacements	15	2,772	0.5%	0.5%	0.5%	0.8%
% of FP17s Relating to Continuations	15	2,772	0.5%	0.7%	0.7%	0.9%
% of Patients satisfied with the dentistry they have received	0	0	N/A	89.9%	89.1%	92.5%
% of Patients satisfied with the time they had to wait for an appointment	0	0	N/A	79.6%	83.1%	87.0%

* This is based on patients treated on this contract for their most recent course of treatment. Figures in italics indicate the base number of FP17s or Patient Questionnaire responses are less than 100. N/A is shown where the base number of responses is less than 10 during the period. % is calculated as Quantity/Base number*100

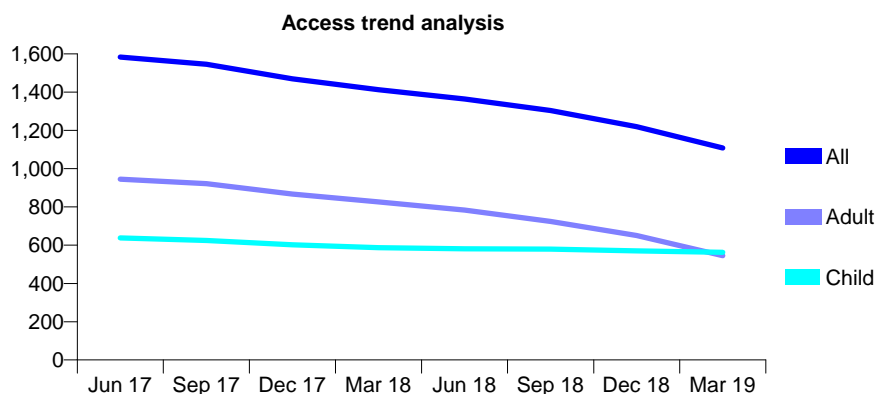
Q61 - Vital Signs At a Glance Contract Report for 198455/0001 - Year end March 2019

Name or company name	Cambridge Park Dental Practice
Contract type name	GDS Contract
Purpose of contract	General
Contract start date	01/06/2008
Contract end date	

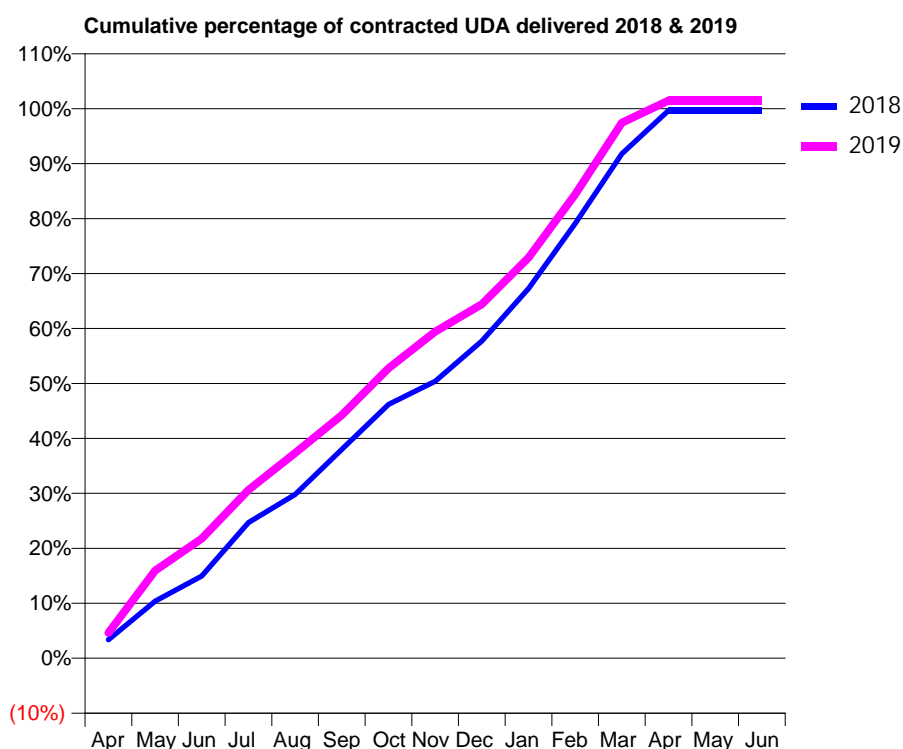
18/19 Contracted general activity (UDA)	4,037
Carry forward general activity (UDA)	13
18/19 Contracted orthodontic activity (UOA)	0
Carry forward orthodontic activity (UOA)	0
Baseline contract value	£112,514.48

ACCESS*

Patients seen in 24 months	Total	Change since previous quarter
Quarter ending March 2018	1,413	
Quarter ending June 2018	1,364	↓
Quarter ending September 2018	1,304	↓
Quarter ending December 2018	1,220	↓
Quarter ending March 2019	1,108	↓
Variance since March 2018	(21.6%)	↓



ACTIVITY



Month	2018	2019
April	135	186
May	420	644
June	604	879
July	996	1,236
August	1,203	1,508
September	1,534	1,786
October	1,864	2,131
November	2,034	2,398
December	2,330	2,599
January	2,715	2,943
February	3,194	3,408
March	3,706	3,933
April	4,024	4,097
May	4,024	4,097
June	4,024	4,097

QUALITY

	Quantity	Base Number	Contract	AT	Region	England
% of FP17s for the same patient ID Re-attending within 3 months - Children	89	842	10.6%	10.7%	11.9%	11.8%
% of FP17s for the same patient ID Re-attending within 3 months - Adults	60	445	13.5%	16.1%	16.9%	15.7%
% of FP17s for the same patient ID Re-attending between 3 & 9 months - Children	429	842	51.0%	45.1%	48.9%	58.9%
% of FP17s for the same patient ID Re-attending between 3 & 9 months - Adults	224	445	50.3%	36.9%	38.9%	50.8%
% of FP17s for Band 1 Urgent Courses	104	1,204	8.6%	10.9%	10.7%	9.1%
% of FP17s Relating to Free Repair or Replacements	5	1,204	0.4%	0.5%	0.5%	0.8%
% of FP17s Relating to Continuations	0	1,204	0.0%	0.7%	0.7%	0.9%
% of Patients satisfied with the dentistry they have received	0	0	N/A	89.9%	89.1%	92.5%
% of Patients satisfied with the time they had to wait for an appointment	0	0	N/A	79.6%	83.1%	87.0%

* This is based on patients treated on this contract for their most recent course of treatment. Figures in italics indicate the base number of FP17s or Patient Questionnaire responses are less than 100. N/A is shown where the base number of responses is less than 10 during the period. % is calculated as Quantity/Base number*100

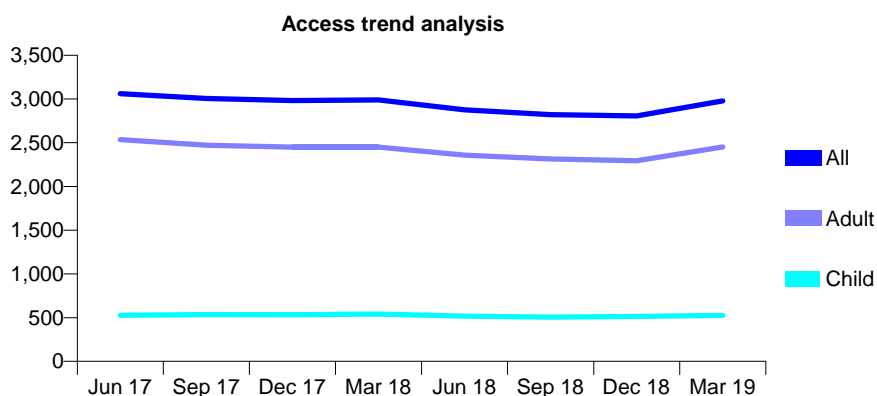
Q61 - Vital Signs At a Glance Contract Report for 198579/0001 - Year end March 2019

Name or company name	MP Wong & Associates
Contract type name	GDS Contract
Purpose of contract	General
Contract start date	18/08/2014
Contract end date	

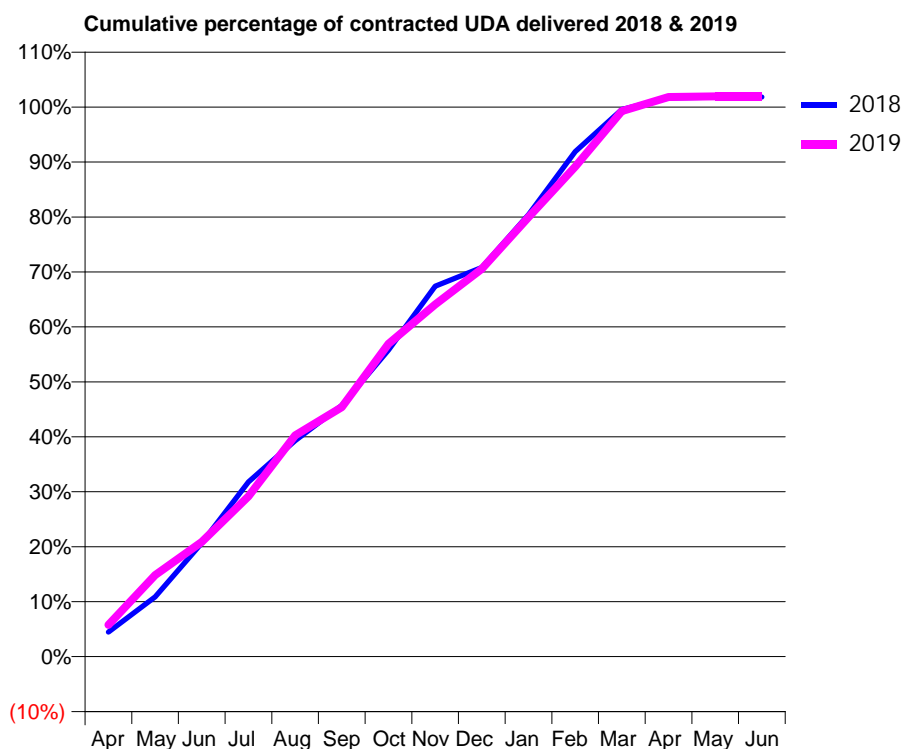
18/19 Contracted general activity (UDA)	8,716
Carry forward general activity (UDA)	-159
18/19 Contracted orthodontic activity (UOA)	0
Carry forward orthodontic activity (UOA)	0
Baseline contract value	£245,435.04

ACCESS*

Patients seen in 24 months	Total	Change since previous quarter
Quarter ending March 2018	2,990	
Quarter ending June 2018	2,875	↓
Quarter ending September 2018	2,820	↓
Quarter ending December 2018	2,807	→
Quarter ending March 2019	2,979	↑
Variance since March 2018	(0.4%)	→



ACTIVITY



Month	Adjusted Scheduled Activity (UDA)	
	2018	2019
April	390	505
May	949	1,294
June	1,801	1,819
July	2,769	2,543
August	3,426	3,509
September	3,983	3,956
October	4,862	4,960
November	5,875	5,586
December	6,173	6,150
January	7,008	6,968
February	8,008	7,772
March	8,677	8,652
April	8,861	8,875
May	8,871	8,884
June	8,875	8,884

QUALITY

	Quantity	Base Number	Contract	AT	Region	England
% of FP17s for the same patient ID Re-attending within 3 months - Children	23	539	4.3%	10.7%	11.9%	11.8%
% of FP17s for the same patient ID Re-attending within 3 months - Adults	171	2,415	7.1%	16.1%	16.9%	15.7%
% of FP17s for the same patient ID Re-attending between 3 & 9 months - Children	168	539	31.2%	45.1%	48.9%	58.9%
% of FP17s for the same patient ID Re-attending between 3 & 9 months - Adults	724	2,415	30.0%	36.9%	38.9%	50.8%
% of FP17s for Band 1 Urgent Courses	217	2,976	7.3%	10.9%	10.7%	9.1%
% of FP17s Relating to Free Repair or Replacements	12	2,976	0.4%	0.5%	0.5%	0.8%
% of FP17s Relating to Continuations	25	2,976	0.8%	0.7%	0.7%	0.9%
% of Patients satisfied with the dentistry they have received	1	1	N/A	89.9%	89.1%	92.5%
% of Patients satisfied with the time they had to wait for an appointment	0	1	N/A	79.6%	83.1%	87.0%

* This is based on patients treated on this contract for their most recent course of treatment. Figures in italics indicate the base number of FP17s or Patient Questionnaire responses are less than 100. N/A is shown where the base number of responses is less than 10 during the period. % is calculated as Quantity/Base number*100

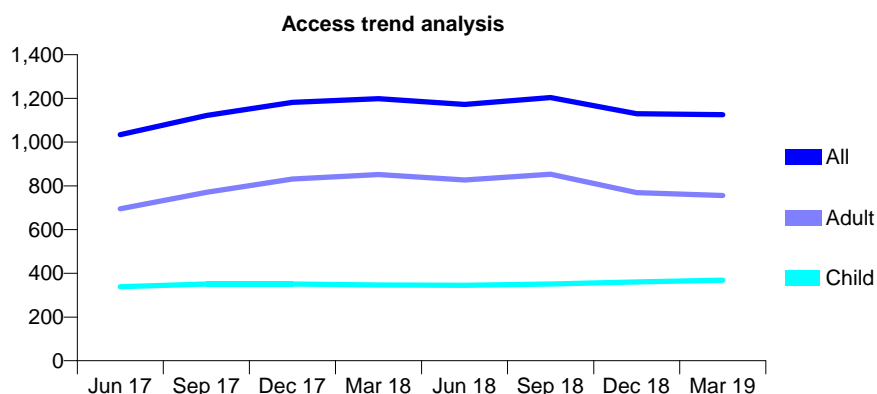
Q61 - Vital Signs At a Glance Contract Report for 198676/0001 - Year end March 2019

Name or company name	Mrs Priya Shah and Mr Punit Shah
Contract type name	GDS Contract
Purpose of contract	General
Contract start date	01/05/2014
Contract end date	

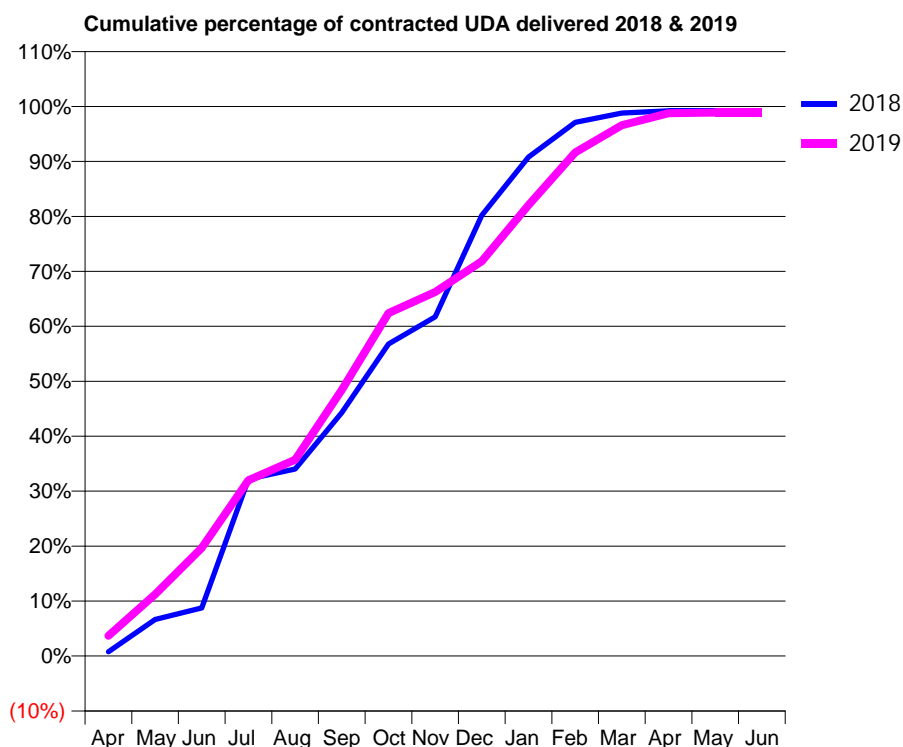
18/19 Contracted general activity (UDA)	1,785
Carry forward general activity (UDA)	15
18/19 Contracted orthodontic activity (UOA)	0
Carry forward orthodontic activity (UOA)	0
Baseline contract value	£49,827.86

ACCESS*

Patients seen in 24 months	Total	Change since previous quarter
Quarter ending March 2018	1,199	
Quarter ending June 2018	1,172	↓
Quarter ending September 2018	1,204	↑
Quarter ending December 2018	1,130	↓
Quarter ending March 2019	1,125	→
Variance since March 2018	(6.2%)	↓



ACTIVITY



Month	Adjusted Scheduled Activity (UDA)	
	2018	2019
April	14	66
May	119	200
June	156	351
July	575	571
August	607	638
September	790	864
October	1,013	1,114
November	1,102	1,182
December	1,432	1,283
January	1,621	1,465
February	1,733	1,636
March	1,764	1,724
April	1,770	1,763
May	1,770	1,765
June	1,770	1,765

QUALITY

	Quantity	Base Number	Contract	AT	Region	England
% of FP17s for the same patient ID Re-attending within 3 months - Children	24	407	5.9%	10.7%	11.9%	11.8%
% of FP17s for the same patient ID Re-attending within 3 months - Adults	54	471	11.5%	16.1%	16.9%	15.7%
% of FP17s for the same patient ID Re-attending between 3 & 9 months - Children	147	407	36.1%	45.1%	48.9%	58.9%
% of FP17s for the same patient ID Re-attending between 3 & 9 months - Adults	63	471	13.4%	36.9%	38.9%	50.8%
% of FP17s for Band 1 Urgent Courses	90	886	10.2%	10.9%	10.7%	9.1%
% of FP17s Relating to Free Repair or Replacements	0	886	0.0%	0.5%	0.5%	0.8%
% of FP17s Relating to Continuations	4	886	0.5%	0.7%	0.7%	0.9%
% of Patients satisfied with the dentistry they have received	0	0	N/A	89.9%	89.1%	92.5%
% of Patients satisfied with the time they had to wait for an appointment	0	0	N/A	79.6%	83.1%	87.0%

* This is based on patients treated on this contract for their most recent course of treatment. Figures in italics indicate the base number of FP17s or Patient Questionnaire responses are less than 100. N/A is shown where the base number of responses is less than 10 during the period. % is calculated as Quantity/Base number*100

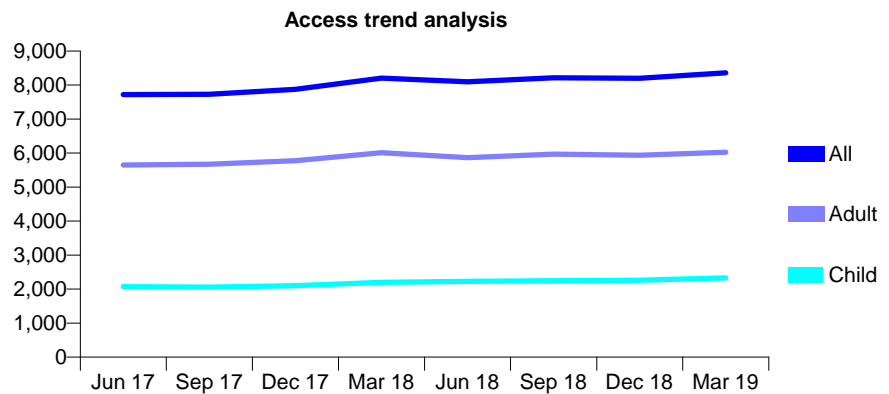
Q61 - Vital Signs At a Glance Contract Report for 198781/0001 - Year end March 2019

Name or company name	Orchard Road (DS) Limited
Contract type name	GDS Contract
Purpose of contract	General
Contract start date	01/08/2011
Contract end date	

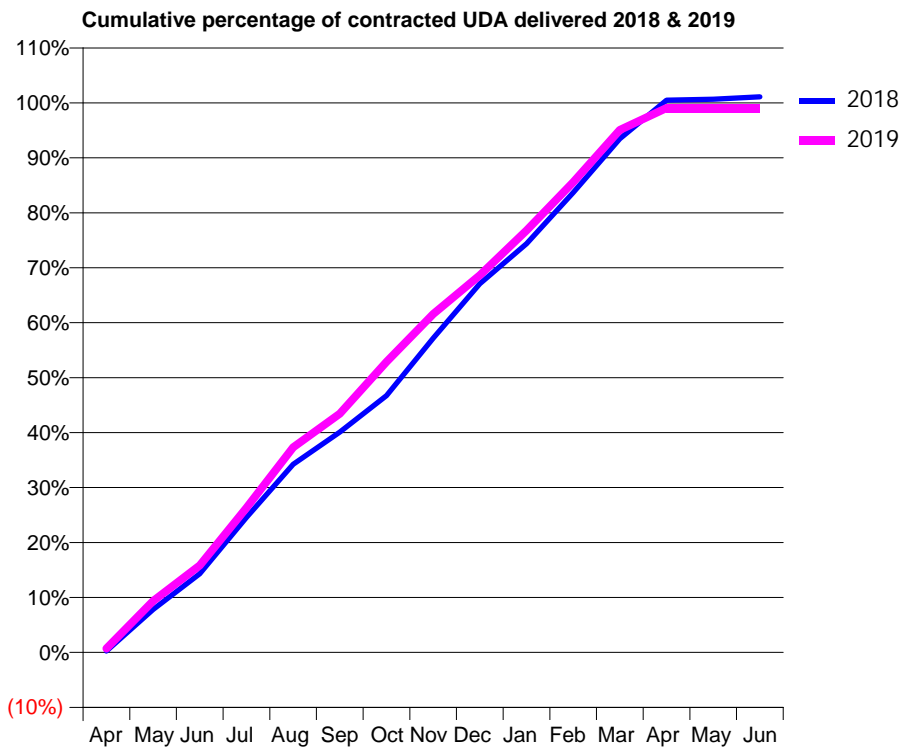
18/19 Contracted general activity (UDA)	23,607
Carry forward general activity (UDA)	0
18/19 Contracted orthodontic activity (UOA)	0
Carry forward orthodontic activity (UOA)	0
Baseline contract value	£698,261.65

ACCESS*

Patients seen in 24 months	Total	Change since previous quarter
Quarter ending March 2018	8,207	
Quarter ending June 2018	8,096	↓
Quarter ending September 2018	8,214	→
Quarter ending December 2018	8,197	→
Quarter ending March 2019	8,357	→
Variance since March 2018	1.8%	→



ACTIVITY



Month	Adjusted Scheduled Activity (UDA)	
	2018	2019
April	60	168
May	1,845	2,210
June	3,380	3,735
July	5,801	6,214
August	8,080	8,812
September	9,462	10,252
October	11,033	12,477
November	13,500	14,537
December	15,837	16,204
January	17,558	18,121
February	19,758	20,203
March	22,065	22,440
April	23,718	23,387
May	23,766	23,387
June	23,861	23,387

QUALITY

	Quantity	Base Number	Contract	AT	Region	England
% of FP17s for the same patient ID Re-attending within 3 months - Children	234	2,641	8.9%	10.7%	11.9%	11.8%
% of FP17s for the same patient ID Re-attending within 3 months - Adults	1,268	6,592	19.2%	16.1%	16.9%	15.7%
% of FP17s for the same patient ID Re-attending between 3 & 9 months - Children	896	2,641	33.9%	45.1%	48.9%	58.9%
% of FP17s for the same patient ID Re-attending between 3 & 9 months - Adults	1,962	6,592	29.8%	36.9%	38.9%	50.8%
% of FP17s for Band 1 Urgent Courses	1,326	8,976	14.8%	10.9%	10.7%	9.1%
% of FP17s Relating to Free Repair or Replacements	22	8,976	0.2%	0.5%	0.5%	0.8%
% of FP17s Relating to Continuations	248	8,976	2.8%	0.7%	0.7%	0.9%
% of Patients satisfied with the dentistry they have received	0	1	N/A	89.9%	89.1%	92.5%
% of Patients satisfied with the time they had to wait for an appointment	0	1	N/A	79.6%	83.1%	87.0%

* This is based on patients treated on this contract for their most recent course of treatment. Figures in italics indicate the base number of FP17s or Patient Questionnaire responses are less than 100. N/A is shown where the base number of responses is less than 10 during the period. % is calculated as Quantity/Base number*100

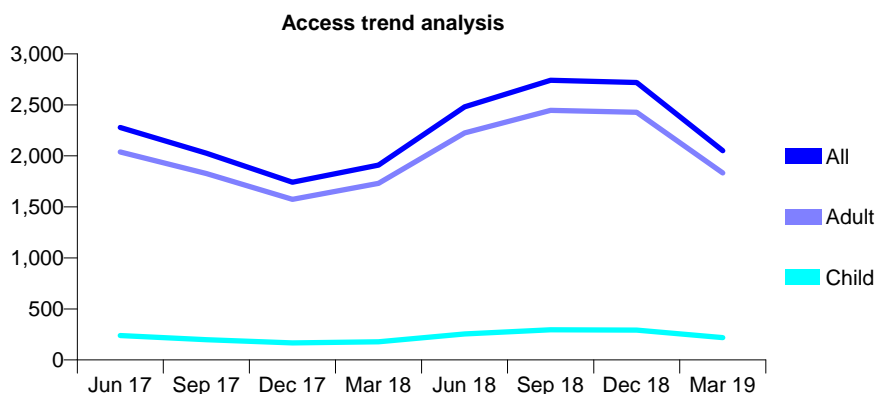
Q61 - Vital Signs At a Glance Contract Report for 199400/0001 - Year end March 2019

Name or company name	Drs D & J Levenstein
Contract type name	GDS Contract
Purpose of contract	General
Contract start date	01/12/2011
Contract end date	

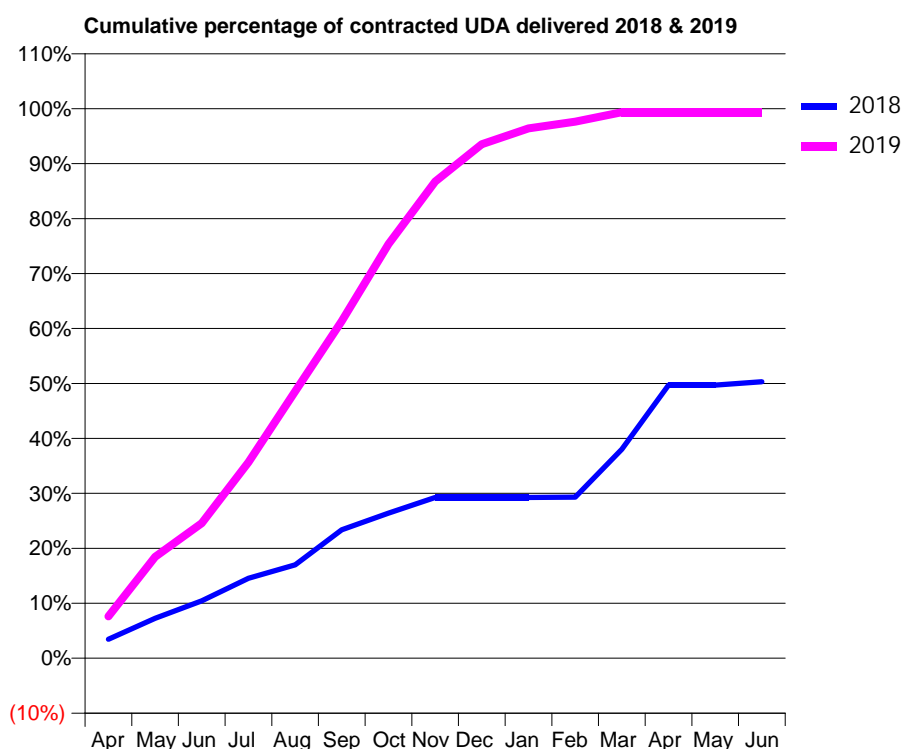
18/19 Contracted general activity (UDA)	6,501
Carry forward general activity (UDA)	0
18/19 Contracted orthodontic activity (UOA)	0
Carry forward orthodontic activity (UOA)	0
Baseline contract value	£212,136.57

ACCESS*

Patients seen in 24 months	Total	Change since previous quarter
Quarter ending March 2018	1,909	
Quarter ending June 2018	2,480	↑
Quarter ending September 2018	2,742	↑
Quarter ending December 2018	2,719	→
Quarter ending March 2019	2,052	↓
Variance since March 2018	7.5%	↑



ACTIVITY



Month	Adjusted Scheduled Activity (UDA)	
	2018	2019
April	225	497
May	472	1,200
June	679	1,597
July	946	2,318
August	1,106	3,158
September	1,520	3,988
October	1,718	4,899
November	1,902	5,639
December	1,902	6,081
January	1,902	6,267
February	1,905	6,347
March	2,471	6,459
April	3,232	6,459
May	3,232	6,459
June	3,271	6,459

QUALITY

	Quantity	Base Number	Contract	AT	Region	England
% of FP17s for the same patient ID Re-attending within 3 months - Children	20	361	5.5%	10.7%	11.9%	11.8%
% of FP17s for the same patient ID Re-attending within 3 months - Adults	313	2,745	11.4%	16.1%	16.9%	15.7%
% of FP17s for the same patient ID Re-attending between 3 & 9 months - Children	85	361	23.5%	45.1%	48.9%	58.9%
% of FP17s for the same patient ID Re-attending between 3 & 9 months - Adults	474	2,745	17.3%	36.9%	38.9%	50.8%
% of FP17s for Band 1 Urgent Courses	475	2,071	22.9%	10.9%	10.7%	9.1%
% of FP17s Relating to Free Repair or Replacements	20	2,071	1.0%	0.5%	0.5%	0.8%
% of FP17s Relating to Continuations	18	2,071	0.9%	0.7%	0.7%	0.9%
% of Patients satisfied with the dentistry they have received	0	0	N/A	89.9%	89.1%	92.5%
% of Patients satisfied with the time they had to wait for an appointment	0	0	N/A	79.6%	83.1%	87.0%

* This is based on patients treated on this contract for their most recent course of treatment. Figures in italics indicate the base number of FP17s or Patient Questionnaire responses are less than 100. N/A is shown where the base number of responses is less than 10 during the period. % is calculated as Quantity/Base number*100

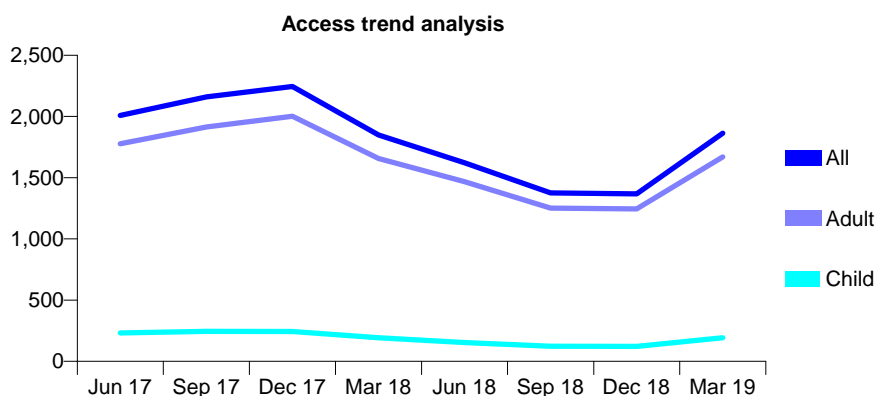
Q61 - Vital Signs At a Glance Contract Report for 199400/0002 - Year end March 2019

Name or company name	Drs D & J Levenstein
Contract type name	PDS Contract
Purpose of contract	General
Contract start date	01/04/2012
Contract end date	31/03/2022

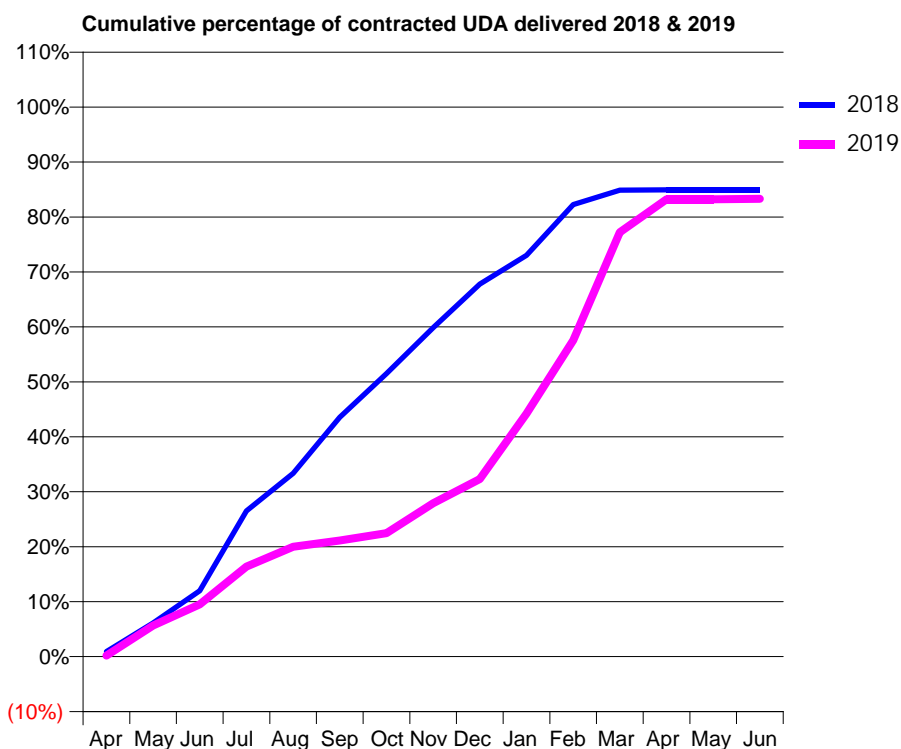
18/19 Contracted general activity (UDA)	5,249
Carry forward general activity (UDA)	0
18/19 Contracted orthodontic activity (UOA)	0
Carry forward orthodontic activity (UOA)	0
Baseline contract value	£222,888.42

ACCESS*

Patients seen in 24 months	Total	Change since previous quarter
Quarter ending March 2018	1,849	
Quarter ending June 2018	1,621	↓
Quarter ending September 2018	1,375	↓
Quarter ending December 2018	1,368	→
Quarter ending March 2019	1,863	↑
Variance since March 2018	0.8%	→



ACTIVITY



Month	Adjusted Scheduled Activity (UDA)	
	2018	2019
April	49	9
May	322	298
June	630	499
July	1,392	861
August	1,751	1,050
September	2,286	1,109
October	2,704	1,180
November	3,141	1,466
December	3,558	1,697
January	3,833	2,321
February	4,318	3,020
March	4,455	4,054
April	4,458	4,369
May	4,458	4,369
June	4,458	4,372

QUALITY

	Quantity	Base Number	Contract	AT	Region	England
% of FP17s for the same patient ID Re-attending within 3 months - Children	3	210	1.4%	10.7%	11.9%	11.8%
% of FP17s for the same patient ID Re-attending within 3 months - Adults	157	1,580	9.9%	16.1%	16.9%	15.7%
% of FP17s for the same patient ID Re-attending between 3 & 9 months - Children	17	210	8.1%	45.1%	48.9%	58.9%
% of FP17s for the same patient ID Re-attending between 3 & 9 months - Adults	155	1,580	9.8%	36.9%	38.9%	50.8%
% of FP17s for Band 1 Urgent Courses	705	1,908	36.9%	10.9%	10.7%	9.1%
% of FP17s Relating to Free Repair or Replacements	13	1,908	0.7%	0.5%	0.5%	0.8%
% of FP17s Relating to Continuations	15	1,908	0.8%	0.7%	0.7%	0.9%
% of Patients satisfied with the dentistry they have received	0	0	N/A	89.9%	89.1%	92.5%
% of Patients satisfied with the time they had to wait for an appointment	0	0	N/A	79.6%	83.1%	87.0%

* This is based on patients treated on this contract for their most recent course of treatment. Figures in italics indicate the base number of FP17s or Patient Questionnaire responses are less than 100. N/A is shown where the base number of responses is less than 10 during the period. % is calculated as Quantity/Base number*100

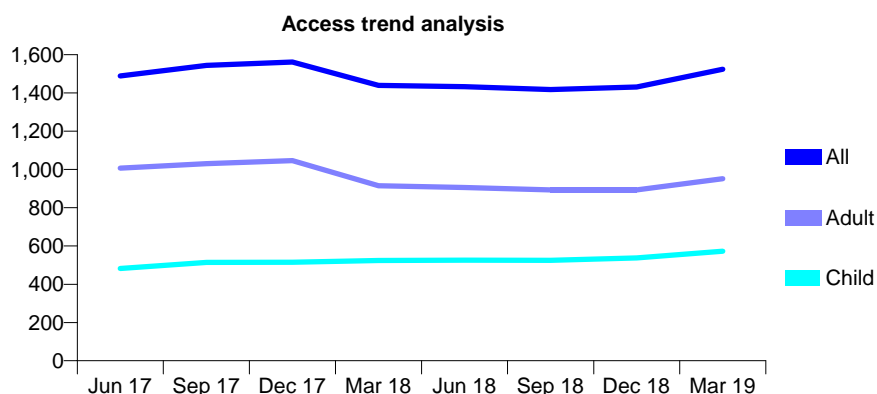
Q61 - Vital Signs At a Glance Contract Report for 199478/0001 - Year end March 2019

Name or company name	Mr M Siddiqui & Ms S Sheikh
Contract type name	GDS Contract
Purpose of contract	General
Contract start date	01/02/2012
Contract end date	

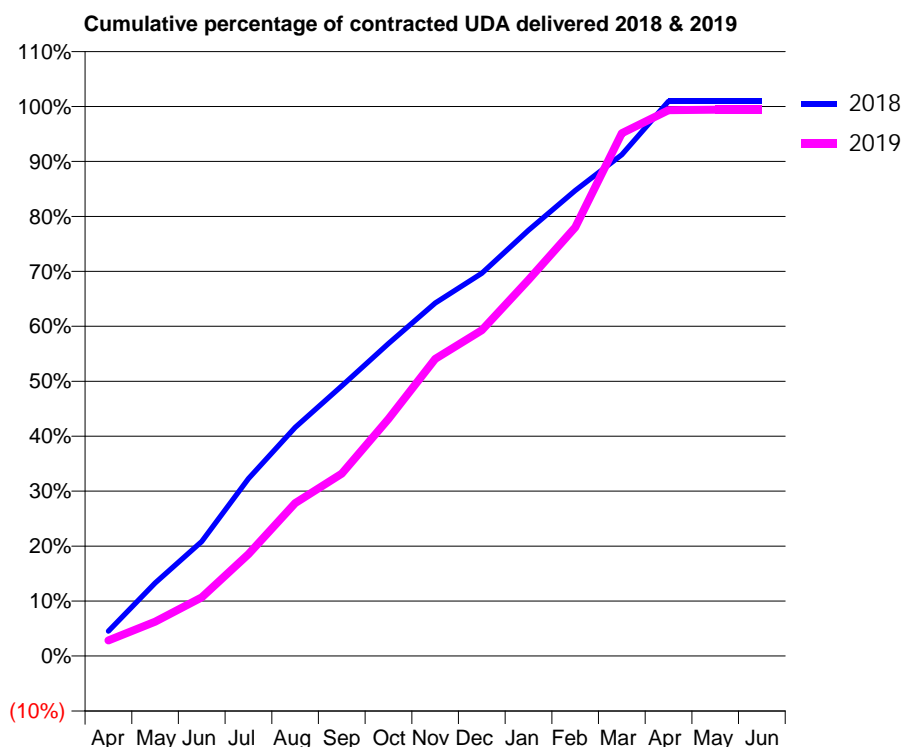
18/19 Contracted general activity (UDA)	5,441
Carry forward general activity (UDA)	-52
18/19 Contracted orthodontic activity (UOA)	0
Carry forward orthodontic activity (UOA)	0
Baseline contract value	£182,927.20

ACCESS*

Patients seen in 24 months	Total	Change since previous quarter
Quarter ending March 2018	1,439	
Quarter ending June 2018	1,432	→
Quarter ending September 2018	1,418	→
Quarter ending December 2018	1,431	→
Quarter ending March 2019	1,524	↑
Variance since March 2018	5.9%	↑



ACTIVITY



Month	Adjusted Scheduled Activity (UDA)	
	2018	2019
April	247	155
May	723	340
June	1,133	581
July	1,756	1,009
August	2,264	1,514
September	2,674	1,806
October	3,094	2,347
November	3,494	2,942
December	3,789	3,225
January	4,215	3,724
February	4,609	4,245
March	4,964	5,175
April	5,493	5,403
May	5,493	5,409
June	5,493	5,409

QUALITY

	Quantity	Base Number	Contract	AT	Region	England
% of FP17s for the same patient ID Re-attending within 3 months - Children	93	696	13.4%	10.7%	11.9%	11.8%
% of FP17s for the same patient ID Re-attending within 3 months - Adults	263	1,059	24.8%	16.1%	16.9%	15.7%
% of FP17s for the same patient ID Re-attending between 3 & 9 months - Children	180	696	25.9%	45.1%	48.9%	58.9%
% of FP17s for the same patient ID Re-attending between 3 & 9 months - Adults	232	1,059	21.9%	36.9%	38.9%	50.8%
% of FP17s for Band 1 Urgent Courses	385	1,243	31.0%	10.9%	10.7%	9.1%
% of FP17s Relating to Free Repair or Replacements	4	1,243	0.3%	0.5%	0.5%	0.8%
% of FP17s Relating to Continuations	1	1,243	0.1%	0.7%	0.7%	0.9%
% of Patients satisfied with the dentistry they have received	1	1	N/A	89.9%	89.1%	92.5%
% of Patients satisfied with the time they had to wait for an appointment	1	1	N/A	79.6%	83.1%	87.0%

* This is based on patients treated on this contract for their most recent course of treatment. Figures in italics indicate the base number of FP17s or Patient Questionnaire responses are less than 100. N/A is shown where the base number of responses is less than 10 during the period. % is calculated as Quantity/Base number*100

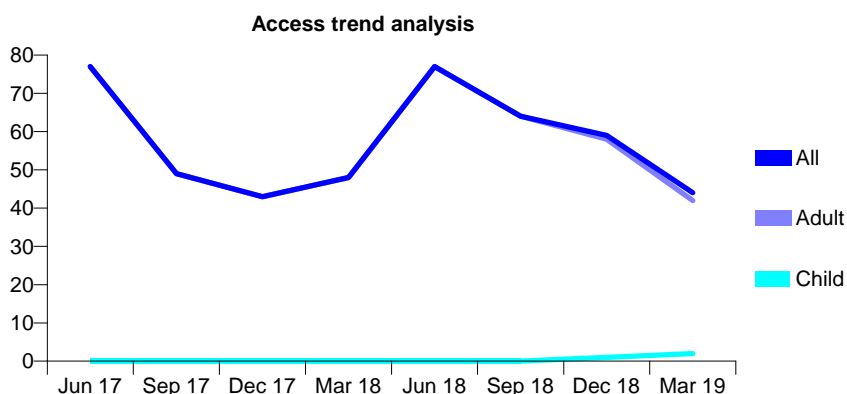
Q61 - Vital Signs At a Glance Contract Report for 199850/0002 - Year end March 2019

Name or company name	The Brace Orthodontic Centre
Contract type name	PDS Contract
Purpose of contract	General
Contract start date	01/01/2010
Contract end date	31/03/2020

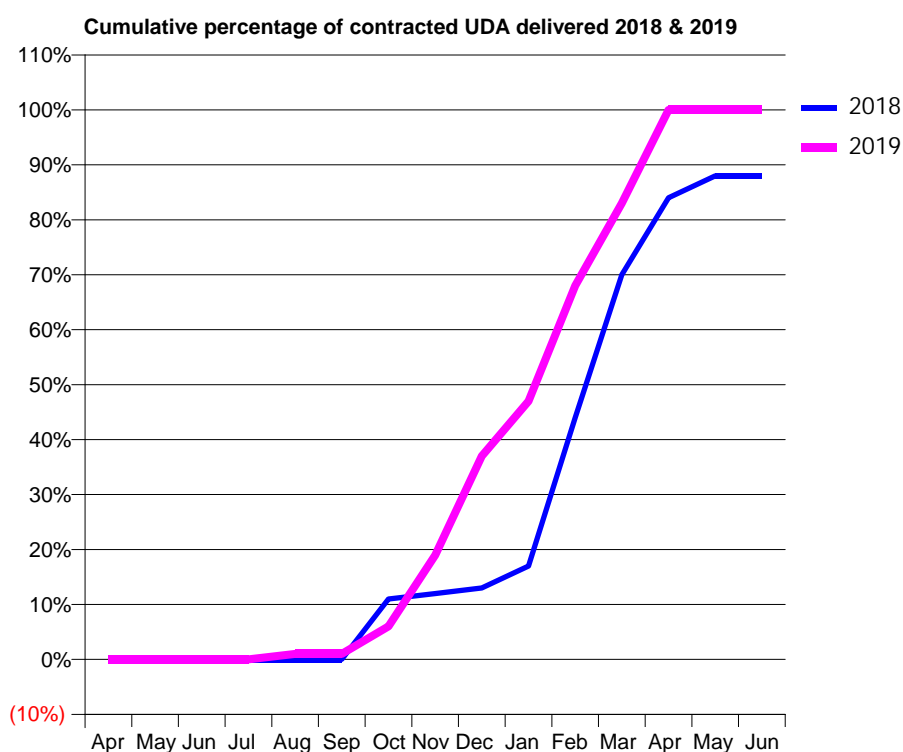
18/19 Contracted general activity (UDA)	300
Carry forward general activity (UDA)	0
18/19 Contracted orthodontic activity (UOA)	0
Carry forward orthodontic activity (UOA)	0
Baseline contract value	£54,655.11

ACCESS*

Patients seen in 24 months	Total	Change since previous quarter
Quarter ending March 2018	48	
Quarter ending June 2018	77	↑
Quarter ending September 2018	64	↓
Quarter ending December 2018	59	↓
Quarter ending March 2019	44	↓
Variance since March 2018	(8.3%)	↓



ACTIVITY



Month	Adjusted Scheduled Activity (UDA)	
	2018	2019
April	0	0
May	0	0
June	0	0
July	0	0
August	0	3
September	0	3
October	33	18
November	36	57
December	39	111
January	51	141
February	132	204
March	210	249
April	252	300
May	264	300
June	264	300

QUALITY

	Quantity	Base Number	Contract	AT	Region	England
% of FP17s for the same patient ID Re-attending within 3 months - Children	0	2	0.0%	10.7%	11.9%	11.8%
% of FP17s for the same patient ID Re-attending within 3 months - Adults	0	108	0.0%	16.1%	16.9%	15.7%
% of FP17s for the same patient ID Re-attending between 3 & 9 months - Children	0	2	0.0%	45.1%	48.9%	58.9%
% of FP17s for the same patient ID Re-attending between 3 & 9 months - Adults	0	108	0.0%	36.9%	38.9%	50.8%
% of FP17s for Band 1 Urgent Courses	0	100	0.0%	10.9%	10.7%	9.1%
% of FP17s Relating to Free Repair or Replacements	0	100	0.0%	0.5%	0.5%	0.8%
% of FP17s Relating to Continuations	0	100	0.0%	0.7%	0.7%	0.9%
% of Patients satisfied with the dentistry they have received	0	0	N/A	89.9%	89.1%	92.5%
% of Patients satisfied with the time they had to wait for an appointment	0	0	N/A	79.6%	83.1%	87.0%

* This is based on patients treated on this contract for their most recent course of treatment. Figures in italics indicate the base number of FP17s or Patient Questionnaire responses are less than 100. N/A is shown where the base number of responses is less than 10 during the period. % is calculated as Quantity/Base number*100

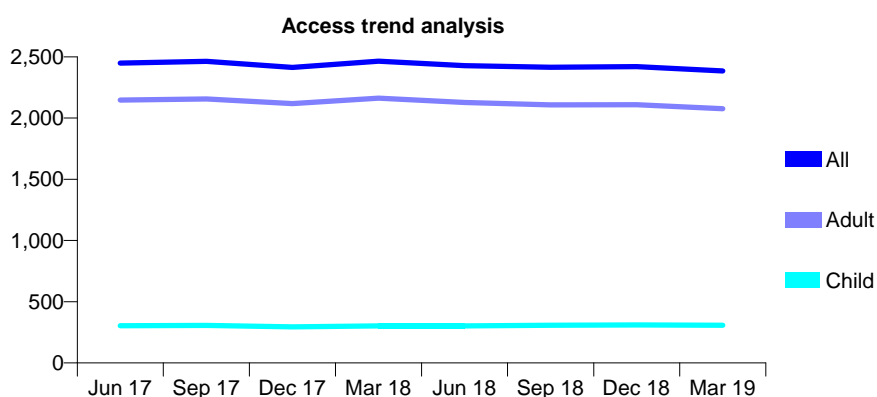
Q61 - Vital Signs At a Glance Contract Report for 207799/0002 - Year end March 2019

Name or company name	MR RS LEVY
Contract type name	GDS Contract
Purpose of contract	General
Contract start date	01/07/2015
Contract end date	

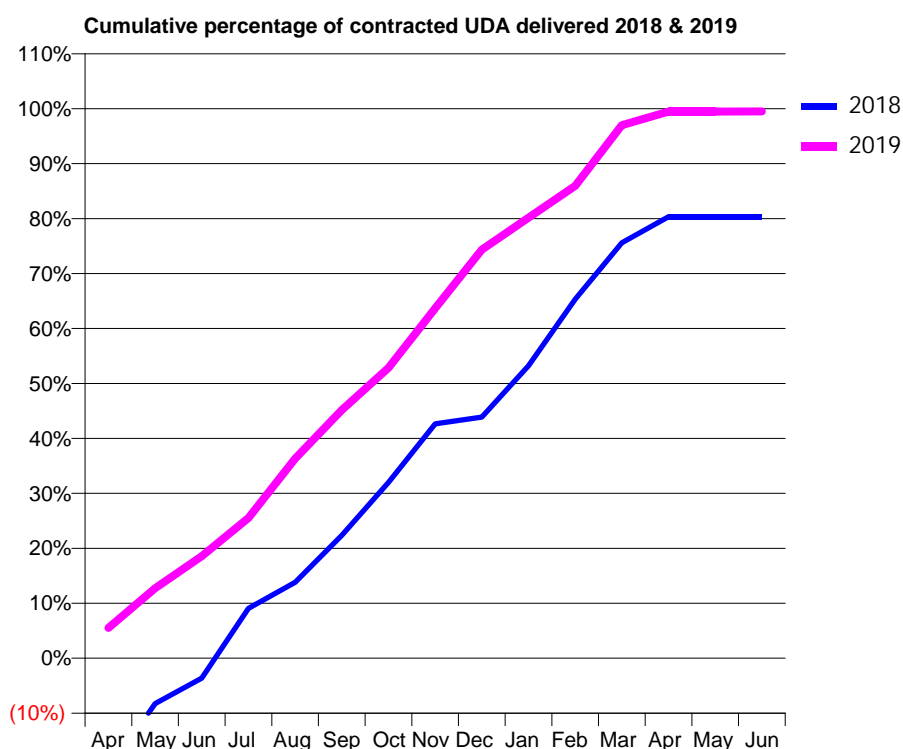
18/19 Contracted general activity (UDA)	7,500
Carry forward general activity (UDA)	0
18/19 Contracted orthodontic activity (UOA)	0
Carry forward orthodontic activity (UOA)	0
Baseline contract value	£228,734.06

ACCESS*

Patients seen in 24 months	Total	Change since previous quarter
Quarter ending March 2018	2,465	
Quarter ending June 2018	2,429	↓
Quarter ending September 2018	2,415	→
Quarter ending December 2018	2,420	→
Quarter ending March 2019	2,385	↓
Variance since March 2018	(3.2%)	↓



ACTIVITY



Month	Adjusted Scheduled Activity (UDA)	
	2018	2019
April	-1,570	455
May	-639	1,052
June	-280	1,533
July	700	2,105
August	1,064	2,998
September	1,721	3,725
October	2,463	4,359
November	3,283	5,255
December	3,377	6,134
January	4,098	6,613
February	5,031	7,090
March	5,819	8,001
April	6,185	8,205
May	6,186	8,205
June	6,186	8,210

QUALITY

	Quantity	Base Number	Contract	AT	Region	England
% of FP17s for the same patient ID Re-attending within 3 months - Children	36	430	8.4%	10.7%	11.9%	11.8%
% of FP17s for the same patient ID Re-attending within 3 months - Adults	322	2,536	12.7%	16.1%	16.9%	15.7%
% of FP17s for the same patient ID Re-attending between 3 & 9 months - Children	224	430	52.1%	45.1%	48.9%	58.9%
% of FP17s for the same patient ID Re-attending between 3 & 9 months - Adults	1,217	2,536	48.0%	36.9%	38.9%	50.8%
% of FP17s for Band 1 Urgent Courses	289	2,917	9.9%	10.9%	10.7%	9.1%
% of FP17s Relating to Free Repair or Replacements	8	2,917	0.3%	0.5%	0.5%	0.8%
% of FP17s Relating to Continuations	28	2,917	1.0%	0.7%	0.7%	0.9%
% of Patients satisfied with the dentistry they have received	0	0	N/A	89.9%	89.1%	92.5%
% of Patients satisfied with the time they had to wait for an appointment	0	0	N/A	79.6%	83.1%	87.0%

* This is based on patients treated on this contract for their most recent course of treatment.

Figures in italics indicate the base number of FP17s or Patient Questionnaire responses are less than 100. N/A is shown where the base number of responses is less than 10 during the period. % is calculated as Quantity/Base number*100

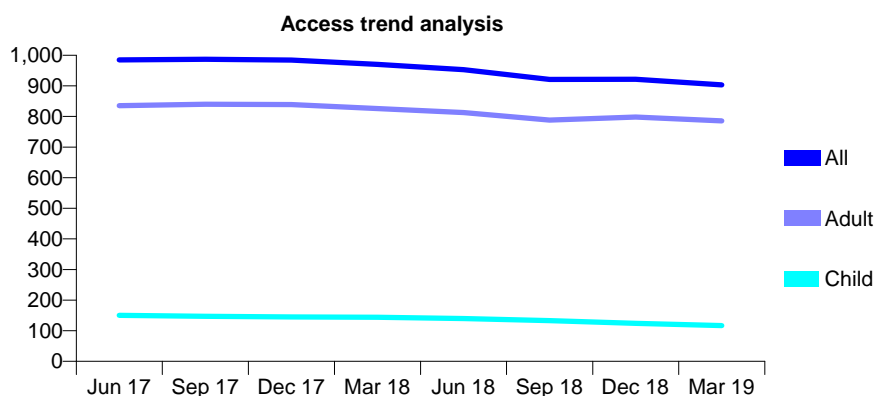
Q61 - Vital Signs At a Glance Contract Report for 208493/0001 - Year end March 2019

Name or company name	MR PC WEE
Contract type name	GDS Contract
Purpose of contract	General
Contract start date	01/04/2006
Contract end date	

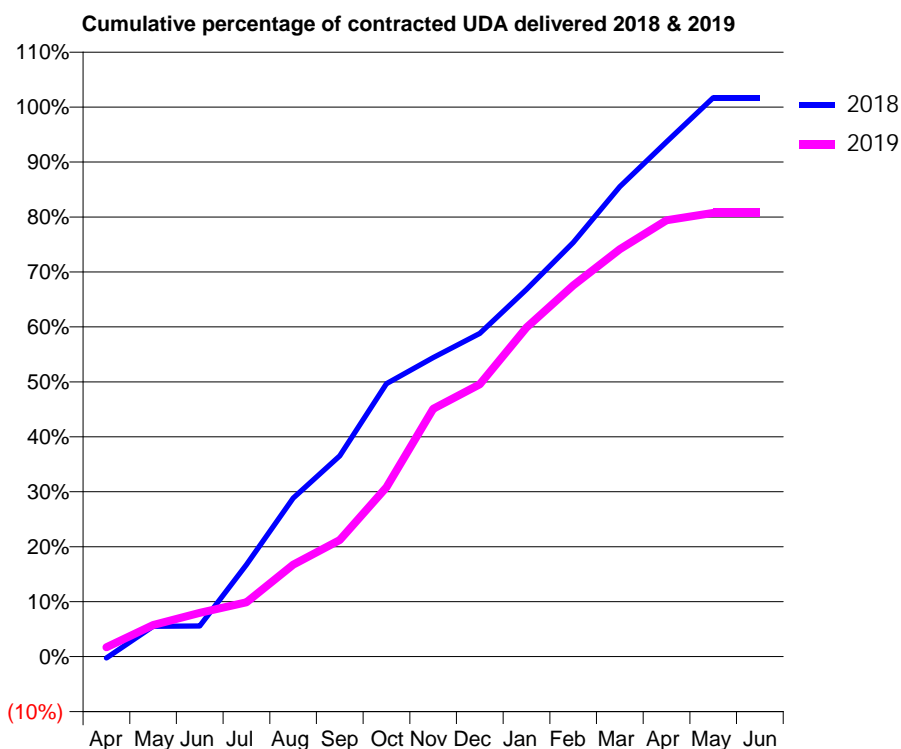
18/19 Contracted general activity (UDA)	3,505
Carry forward general activity (UDA)	-60
18/19 Contracted orthodontic activity (UOA)	0
Carry forward orthodontic activity (UOA)	0
Baseline contract value	£108,236.24

ACCESS*

Patients seen in 24 months	Total	Change since previous quarter
Quarter ending March 2018	970	
Quarter ending June 2018	953	↓
Quarter ending September 2018	921	↓
Quarter ending December 2018	922	→
Quarter ending March 2019	903	↓
Variance since March 2018	(6.9%)	↓



ACTIVITY



Month	Adjusted Scheduled Activity (UDA)	
	2018	2019
April	-10	60
May	194	202
June	196	279
July	586	346
August	1,011	587
September	1,281	744
October	1,741	1,080
November	1,907	1,581
December	2,061	1,736
January	2,342	2,100
February	2,641	2,368
March	2,997	2,598
April	3,283	2,783
May	3,565	2,830
June	3,565	2,830

QUALITY

	Quantity	Base Number	Contract	AT	Region	England
% of FP17s for the same patient ID Re-attending within 3 months - Children	6	146	4.1%	10.7%	11.9%	11.8%
% of FP17s for the same patient ID Re-attending within 3 months - Adults	81	902	9.0%	16.1%	16.9%	15.7%
% of FP17s for the same patient ID Re-attending between 3 & 9 months - Children	55	146	37.7%	45.1%	48.9%	58.9%
% of FP17s for the same patient ID Re-attending between 3 & 9 months - Adults	406	902	45.0%	36.9%	38.9%	50.8%
% of FP17s for Band 1 Urgent Courses	41	966	4.2%	10.9%	10.7%	9.1%
% of FP17s Relating to Free Repair or Replacements	0	966	0.0%	0.5%	0.5%	0.8%
% of FP17s Relating to Continuations	0	966	0.0%	0.7%	0.7%	0.9%
% of Patients satisfied with the dentistry they have received	0	0	N/A	89.9%	89.1%	92.5%
% of Patients satisfied with the time they had to wait for an appointment	0	0	N/A	79.6%	83.1%	87.0%

* This is based on patients treated on this contract for their most recent course of treatment. Figures in italics indicate the base number of FP17s or Patient Questionnaire responses are less than 100. N/A is shown where the base number of responses is less than 10 during the period. % is calculated as Quantity/Base number*100

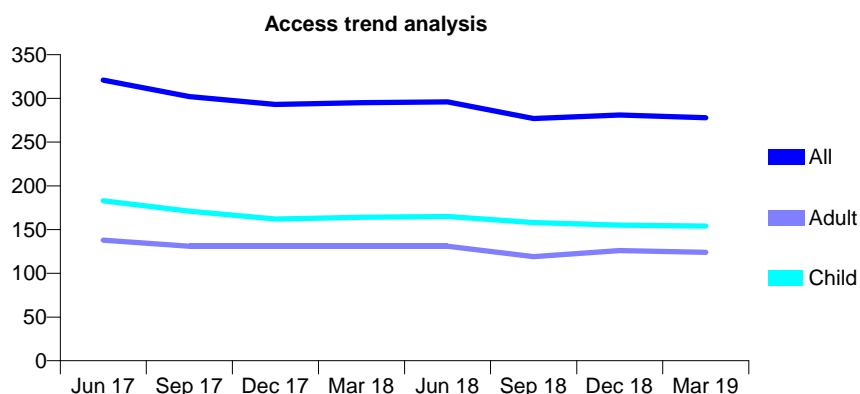
Q61 - Vital Signs At a Glance Contract Report for 209392/0001 - Year end March 2019

Name or company name	MR LH BAUM
Contract type name	GDS Contract
Purpose of contract	General
Contract start date	01/04/2006
Contract end date	

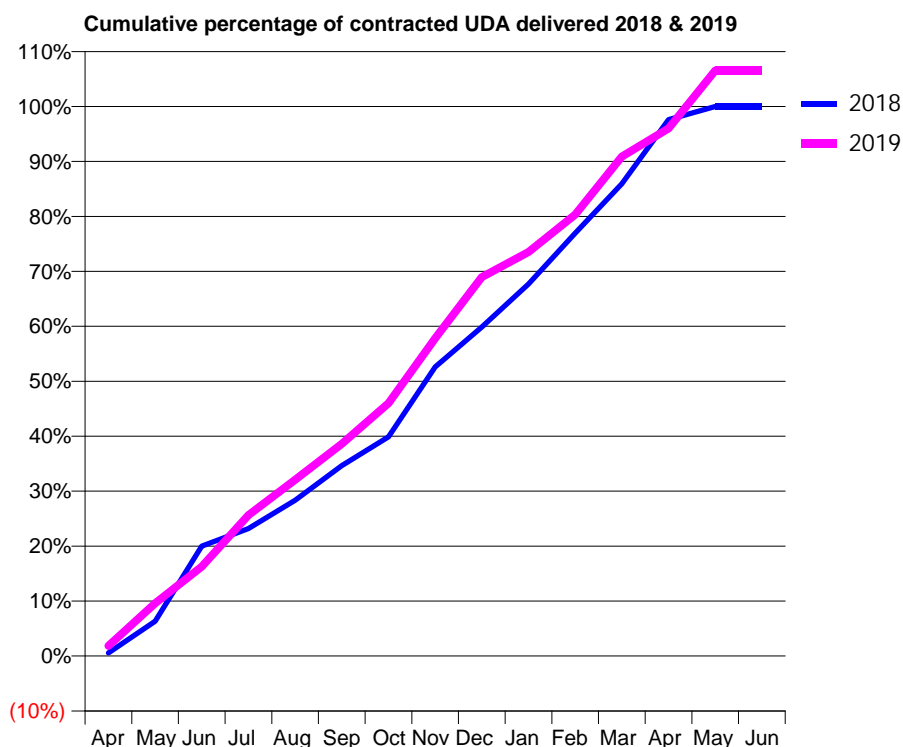
18/19 Contracted general activity (UDA)	703
Carry forward general activity (UDA)	0
18/19 Contracted orthodontic activity (UOA)	0
Carry forward orthodontic activity (UOA)	0
Baseline contract value	£16,103.71

ACCESS*

Patients seen in 24 months	Total	Change since previous quarter
Quarter ending March 2018	295	
Quarter ending June 2018	296	→
Quarter ending September 2018	277	↓
Quarter ending December 2018	281	→
Quarter ending March 2019	278	↓
Variance since March 2018	(5.8%)	↓



ACTIVITY



Month	Adjusted Scheduled Activity (UDA)	
	2018	2019
April	4	13
May	45	67
June	141	114
July	163	180
August	199	225
September	244	271
October	280	323
November	370	406
December	421	485
January	476	517
February	541	565
March	604	639
April	686	675
May	703	749
June	703	749

QUALITY

	Quantity	Base Number	Contract	AT	Region	England
% of FP17s for the same patient ID Re-attending within 3 months - Children	25	193	13.0%	10.7%	11.9%	11.8%
% of FP17s for the same patient ID Re-attending within 3 months - Adults	23	152	15.1%	16.1%	16.9%	15.7%
% of FP17s for the same patient ID Re-attending between 3 & 9 months - Children	95	193	49.2%	45.1%	48.9%	58.9%
% of FP17s for the same patient ID Re-attending between 3 & 9 months - Adults	68	152	44.7%	36.9%	38.9%	50.8%
% of FP17s for Band 1 Urgent Courses	16	341	4.7%	10.9%	10.7%	9.1%
% of FP17s Relating to Free Repair or Replacements	0	341	0.0%	0.5%	0.5%	0.8%
% of FP17s Relating to Continuations	0	341	0.0%	0.7%	0.7%	0.9%
% of Patients satisfied with the dentistry they have received	0	0	N/A	89.9%	89.1%	92.5%
% of Patients satisfied with the time they had to wait for an appointment	0	0	N/A	79.6%	83.1%	87.0%

* This is based on patients treated on this contract for their most recent course of treatment. Figures in italics indicate the base number of FP17s or Patient Questionnaire responses are less than 100. N/A is shown where the base number of responses is less than 10 during the period. % is calculated as Quantity/Base number*100

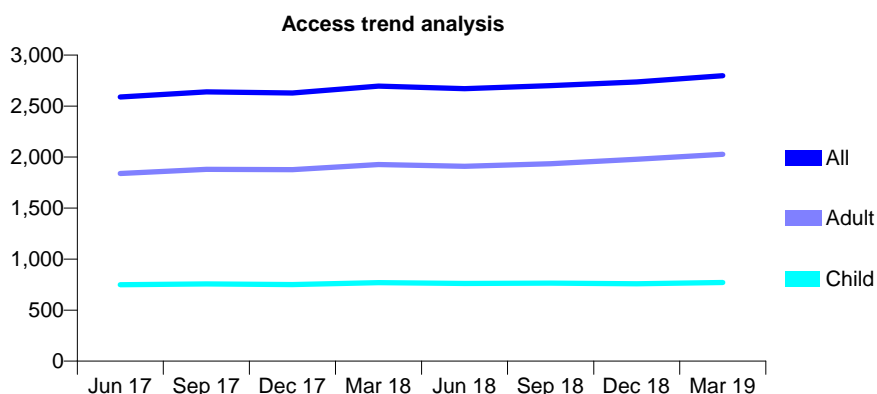
Q61 - Vital Signs At a Glance Contract Report for 215260/0002 - Year end March 2019

Name or company name	MR M WIEDER
Contract type name	GDS Contract
Purpose of contract	General and Orthodontic
Contract start date	01/04/2006
Contract end date	

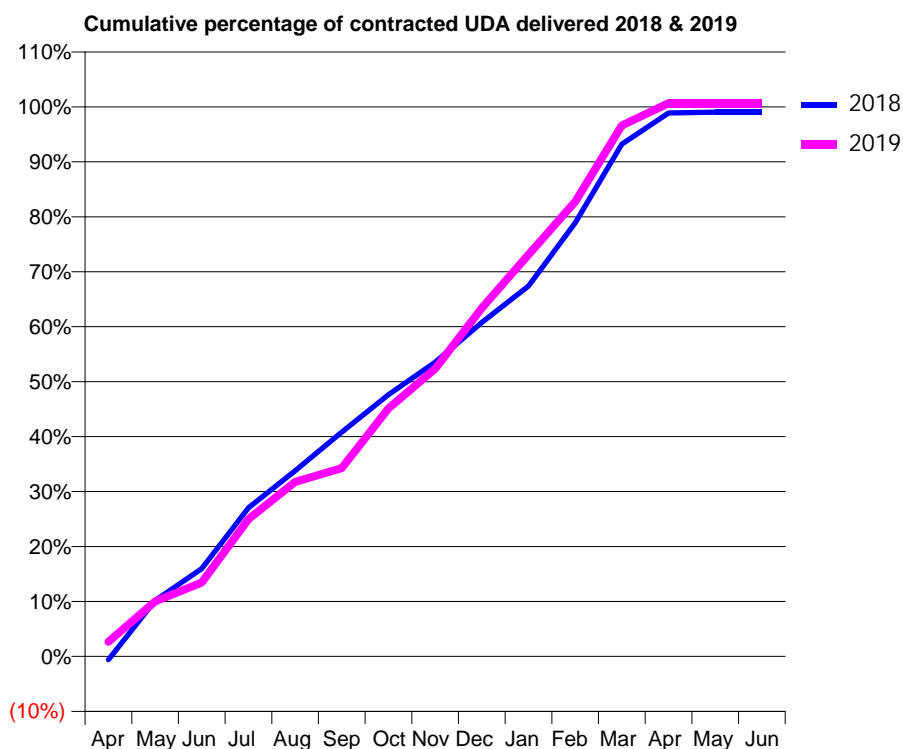
18/19 Contracted general activity (UDA)	9,881
Carry forward general activity (UDA)	0
18/19 Contracted orthodontic activity (UOA)	0
Carry forward orthodontic activity (UOA)	0
Baseline contract value	£283,184.34

ACCESS*

Patients seen in 24 months	Total	Change since previous quarter
Quarter ending March 2018	2,696	
Quarter ending June 2018	2,671	→
Quarter ending September 2018	2,700	→
Quarter ending December 2018	2,737	→
Quarter ending March 2019	2,798	↑
Variance since March 2018	3.8%	↑



ACTIVITY



Month	Adjusted Scheduled Activity (UDA)	
	2018	2019
April	-54	262
May	876	989
June	1,375	1,329
July	2,328	2,468
August	2,907	3,136
September	3,512	3,384
October	4,098	4,460
November	4,609	5,173
December	5,230	6,262
January	5,801	7,224
February	6,790	8,176
March	8,021	9,547
April	8,509	9,945
May	8,521	9,945
June	8,521	9,945

QUALITY

	Quantity	Base Number	Contract	AT	Region	England
% of FP17s for the same patient ID Re-attending within 3 months - Children	119	1,043	11.4%	10.7%	11.9%	11.8%
% of FP17s for the same patient ID Re-attending within 3 months - Adults	429	2,424	17.7%	16.1%	16.9%	15.7%
% of FP17s for the same patient ID Re-attending between 3 & 9 months - Children	483	1,043	46.3%	45.1%	48.9%	58.9%
% of FP17s for the same patient ID Re-attending between 3 & 9 months - Adults	905	2,424	37.3%	36.9%	38.9%	50.8%
% of FP17s for Band 1 Urgent Courses	273	2,945	9.3%	10.9%	10.7%	9.1%
% of FP17s Relating to Free Repair or Replacements	26	2,945	0.9%	0.5%	0.5%	0.8%
% of FP17s Relating to Continuations	57	2,945	1.9%	0.7%	0.7%	0.9%
% of Patients satisfied with the dentistry they have received	0	0	N/A	89.9%	89.1%	92.5%
% of Patients satisfied with the time they had to wait for an appointment	0	0	N/A	79.6%	83.1%	87.0%

* This is based on patients treated on this contract for their most recent course of treatment. Figures in italics indicate the base number of FP17s or Patient Questionnaire responses are less than 100. N/A is shown where the base number of responses is less than 10 during the period. % is calculated as Quantity/Base number*100

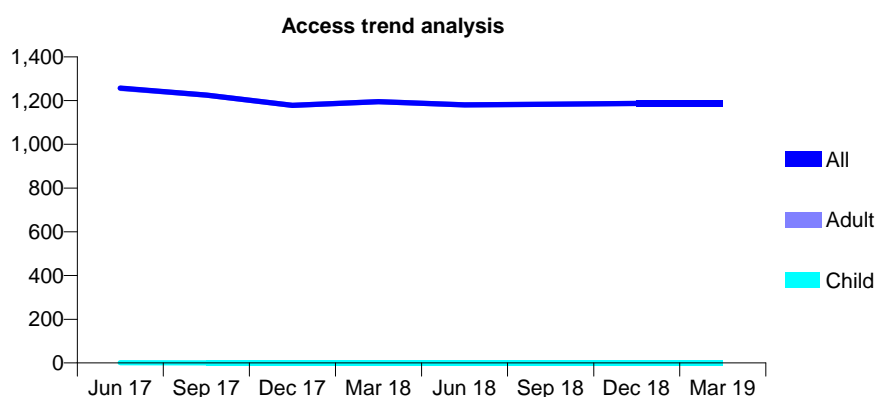
Q61 - Vital Signs At a Glance Contract Report for 215481/0001 - Year end March 2019

Name or company name	MRS CK JONES
Contract type name	GDS Contract
Purpose of contract	General
Contract start date	01/04/2006
Contract end date	

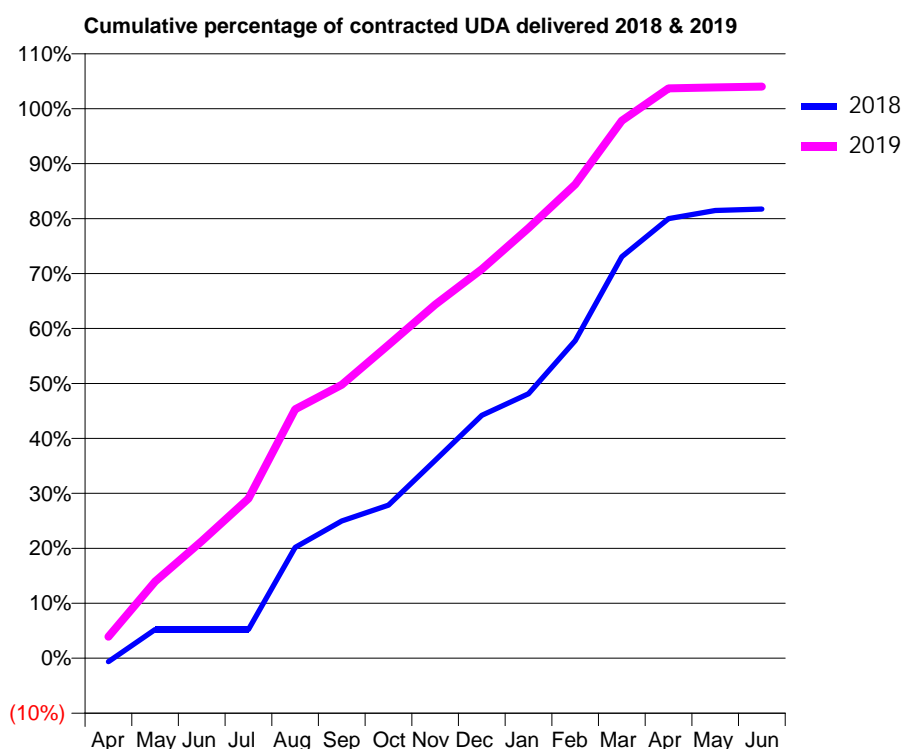
18/19 Contracted general activity (UDA)	3,255
Carry forward general activity (UDA)	0
18/19 Contracted orthodontic activity (UOA)	0
Carry forward orthodontic activity (UOA)	0
Baseline contract value	£80,737.12

ACCESS*

Patients seen in 24 months	Total	Change since previous quarter
Quarter ending March 2018	1,195	
Quarter ending June 2018	1,181	↓
Quarter ending September 2018	1,183	→
Quarter ending December 2018	1,187	→
Quarter ending March 2019	1,187	→
Variance since March 2018	(0.7%)	→



ACTIVITY



Month	Adjusted Scheduled Activity (UDA)	
	2018	2019
April	-21	127
May	171	455
June	171	694
July	171	946
August	657	1,474
September	813	1,619
October	907	1,856
November	1,172	2,094
December	1,438	2,304
January	1,567	2,548
February	1,881	2,806
March	2,378	3,184
April	2,603	3,375
May	2,652	3,381
June	2,660	3,386

QUALITY

	Quantity	Base Number	Contract	AT	Region	England
% of FP17s for the same patient ID Re-attending within 3 months - Children	0	0	N/A	10.7%	11.9%	11.8%
% of FP17s for the same patient ID Re-attending within 3 months - Adults	118	1,418	8.3%	16.1%	16.9%	15.7%
% of FP17s for the same patient ID Re-attending between 3 & 9 months - Children	0	0	N/A	45.1%	48.9%	58.9%
% of FP17s for the same patient ID Re-attending between 3 & 9 months - Adults	776	1,418	54.7%	36.9%	38.9%	50.8%
% of FP17s for Band 1 Urgent Courses	118	1,424	8.3%	10.9%	10.7%	9.1%
% of FP17s Relating to Free Repair or Replacements	6	1,424	0.4%	0.5%	0.5%	0.8%
% of FP17s Relating to Continuations	5	1,424	0.4%	0.7%	0.7%	0.9%
% of Patients satisfied with the dentistry they have received	0	0	N/A	89.9%	89.1%	92.5%
% of Patients satisfied with the time they had to wait for an appointment	0	0	N/A	79.6%	83.1%	87.0%

* This is based on patients treated on this contract for their most recent course of treatment.

Figures in italics indicate the base number of FP17s or Patient Questionnaire responses are less than 100. N/A is shown where the base number of responses is less than 10 during the period. % is calculated as Quantity/Base number*100

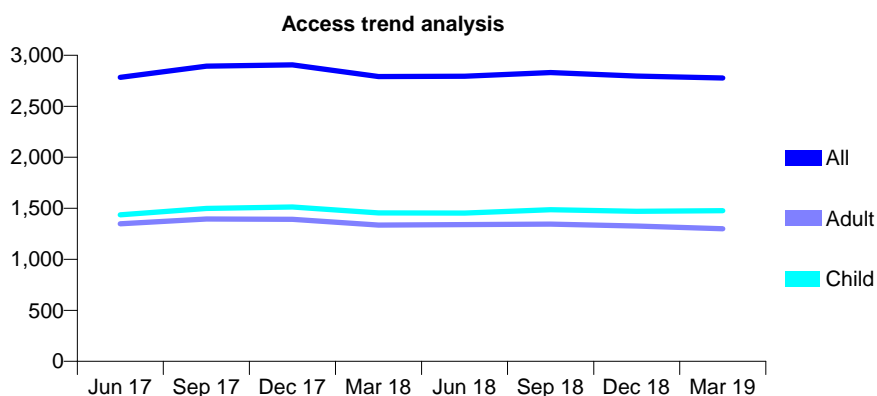
Q61 - Vital Signs At a Glance Contract Report for 221554/0001 - Year end March 2019

Name or company name	Colindale Dental Practice
Contract type name	GDS Contract
Purpose of contract	General
Contract start date	01/04/2006
Contract end date	

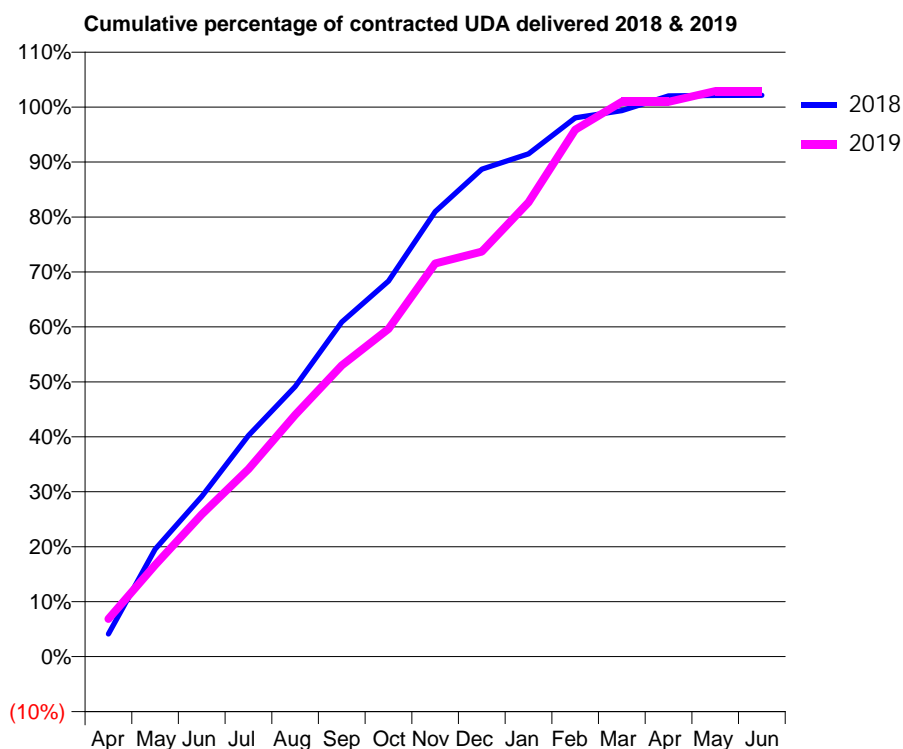
18/19 Contracted general activity (UDA)	7,338
Carry forward general activity (UDA)	-147
18/19 Contracted orthodontic activity (UOA)	0
Carry forward orthodontic activity (UOA)	0
Baseline contract value	£239,295.69

ACCESS*

Patients seen in 24 months	Total	Change since previous quarter
Quarter ending March 2018	2,791	
Quarter ending June 2018	2,794	→
Quarter ending September 2018	2,831	→
Quarter ending December 2018	2,797	↓
Quarter ending March 2019	2,777	→
Variance since March 2018	(0.5%)	→



ACTIVITY



Month	Adjusted Scheduled Activity (UDA)	
	2018	2019
April	304	503
May	1,434	1,224
June	2,137	1,900
July	2,952	2,503
August	3,607	3,228
September	4,466	3,889
October	5,016	4,376
November	5,942	5,251
December	6,508	5,408
January	6,712	6,065
February	7,195	7,037
March	7,291	7,406
April	7,487	7,406
May	7,494	7,551
June	7,495	7,551

QUALITY

	Quantity	Base Number	Contract	AT	Region	England
% of FP17s for the same patient ID Re-attending within 3 months - Children	149	2,133	7.0%	10.7%	11.9%	11.8%
% of FP17s for the same patient ID Re-attending within 3 months - Adults	137	1,371	10.0%	16.1%	16.9%	15.7%
% of FP17s for the same patient ID Re-attending between 3 & 9 months - Children	1,152	2,133	54.0%	45.1%	48.9%	58.9%
% of FP17s for the same patient ID Re-attending between 3 & 9 months - Adults	516	1,371	37.6%	36.9%	38.9%	50.8%
% of FP17s for Band 1 Urgent Courses	283	3,421	8.3%	10.9%	10.7%	9.1%
% of FP17s Relating to Free Repair or Replacements	0	3,421	0.0%	0.5%	0.5%	0.8%
% of FP17s Relating to Continuations	2	3,421	0.1%	0.7%	0.7%	0.9%
% of Patients satisfied with the dentistry they have received	0	0	N/A	89.9%	89.1%	92.5%
% of Patients satisfied with the time they had to wait for an appointment	0	0	N/A	79.6%	83.1%	87.0%

* This is based on patients treated on this contract for their most recent course of treatment. Figures in italics indicate the base number of FP17s or Patient Questionnaire responses are less than 100. N/A is shown where the base number of responses is less than 10 during the period. % is calculated as Quantity/Base number*100

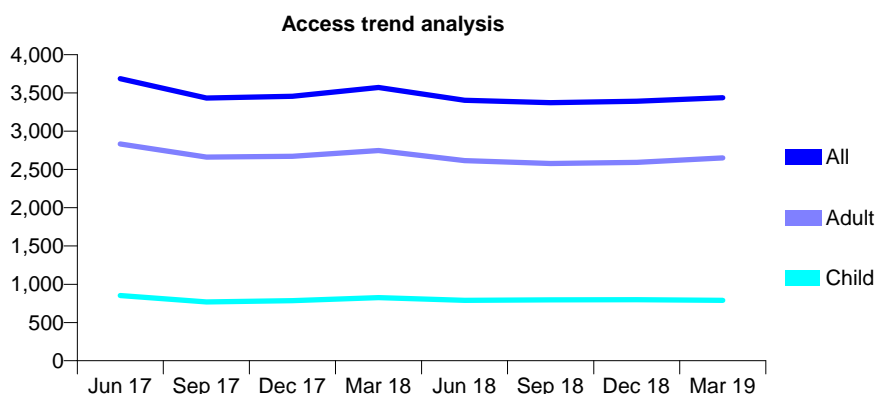
Q61 - Vital Signs At a Glance Contract Report for 229210/0001 - Year end March 2019

Name or company name	MR SM MUGHAL
Contract type name	GDS Contract
Purpose of contract	General
Contract start date	01/04/2006
Contract end date	

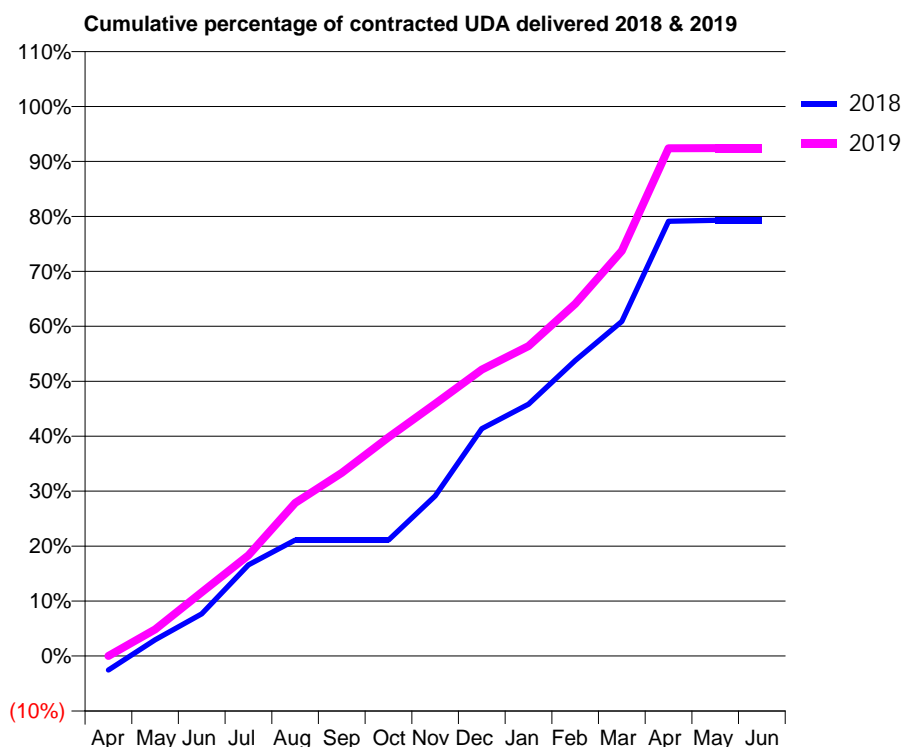
18/19 Contracted general activity (UDA)	12,135
Carry forward general activity (UDA)	0
18/19 Contracted orthodontic activity (UOA)	0
Carry forward orthodontic activity (UOA)	0
Baseline contract value	£301,557.81

ACCESS*

Patients seen in 24 months	Total	Change since previous quarter
Quarter ending March 2018	3,572	
Quarter ending June 2018	3,405	↓
Quarter ending September 2018	3,373	→
Quarter ending December 2018	3,390	→
Quarter ending March 2019	3,438	→
Variance since March 2018	(3.8%)	↓



ACTIVITY



Month	Adjusted Scheduled Activity (UDA)	
	2018	2019
April	-312	0
May	359	587
June	932	1,409
July	2,013	2,225
August	2,560	3,378
September	2,560	4,045
October	2,560	4,829
November	3,536	5,570
December	5,019	6,323
January	5,560	6,842
February	6,525	7,776
March	7,386	8,947
April	9,602	11,213
May	9,621	11,214
June	9,621	11,215

QUALITY

	Quantity	Base Number	Contract	AT	Region	England
% of FP17s for the same patient ID Re-attending within 3 months - Children	71	783	9.1%	10.7%	11.9%	11.8%
% of FP17s for the same patient ID Re-attending within 3 months - Adults	326	2,591	12.6%	16.1%	16.9%	15.7%
% of FP17s for the same patient ID Re-attending between 3 & 9 months - Children	207	783	26.4%	45.1%	48.9%	58.9%
% of FP17s for the same patient ID Re-attending between 3 & 9 months - Adults	802	2,591	31.0%	36.9%	38.9%	50.8%
% of FP17s for Band 1 Urgent Courses	339	3,318	10.2%	10.9%	10.7%	9.1%
% of FP17s Relating to Free Repair or Replacements	1	3,318	0.0%	0.5%	0.5%	0.8%
% of FP17s Relating to Continuations	29	3,318	0.9%	0.7%	0.7%	0.9%
% of Patients satisfied with the dentistry they have received	3	3	N/A	89.9%	89.1%	92.5%
% of Patients satisfied with the time they had to wait for an appointment	3	3	N/A	79.6%	83.1%	87.0%

* This is based on patients treated on this contract for their most recent course of treatment. Figures in italics indicate the base number of FP17s or Patient Questionnaire responses are less than 100. N/A is shown where the base number of responses is less than 10 during the period. % is calculated as Quantity/Base number*100

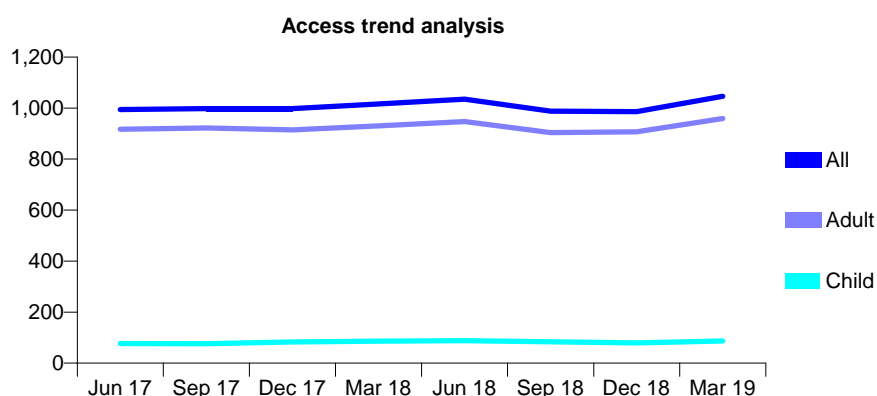
Q61 - Vital Signs At a Glance Contract Report for 230480/0001 - Year end March 2019

Name or company name	MR K SHAH
Contract type name	GDS Contract
Purpose of contract	General
Contract start date	01/04/2006
Contract end date	

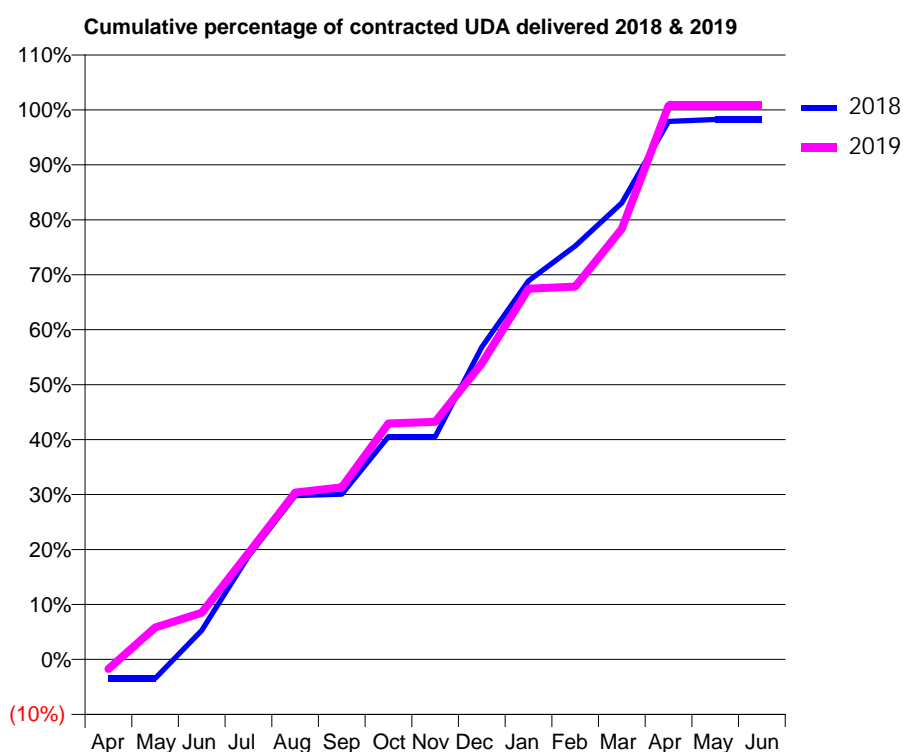
18/19 Contracted general activity (UDA)	3,482
Carry forward general activity (UDA)	61
18/19 Contracted orthodontic activity (UOA)	0
Carry forward orthodontic activity (UOA)	0
Baseline contract value	£104,084.42

ACCESS*

Patients seen in 24 months	Total	Change since previous quarter
Quarter ending March 2018	1,016	
Quarter ending June 2018	1,035	→
Quarter ending September 2018	988	↓
Quarter ending December 2018	986	→
Quarter ending March 2019	1,046	↑
Variance since March 2018	3.0%	↑



ACTIVITY



Month	2018	2019
April	-120	-61
May	-120	202
June	184	295
July	654	674
August	1,038	1,057
September	1,047	1,091
October	1,412	1,495
November	1,412	1,505
December	1,978	1,876
January	2,399	2,349
February	2,620	2,362
March	2,892	2,728
April	3,409	3,508
May	3,421	3,508
June	3,421	3,508

QUALITY

	Quantity	Base Number	Contract	AT	Region	England
% of FP17s for the same patient ID Re-attending within 3 months - Children	2	69	2.9%	10.7%	11.9%	11.8%
% of FP17s for the same patient ID Re-attending within 3 months - Adults	28	650	4.3%	16.1%	16.9%	15.7%
% of FP17s for the same patient ID Re-attending between 3 & 9 months - Children	17	69	24.6%	45.1%	48.9%	58.9%
% of FP17s for the same patient ID Re-attending between 3 & 9 months - Adults	163	650	25.1%	36.9%	38.9%	50.8%
% of FP17s for Band 1 Urgent Courses	19	770	2.5%	10.9%	10.7%	9.1%
% of FP17s Relating to Free Repair or Replacements	0	770	0.0%	0.5%	0.5%	0.8%
% of FP17s Relating to Continuations	0	770	0.0%	0.7%	0.7%	0.9%
% of Patients satisfied with the dentistry they have received	0	0	N/A	89.9%	89.1%	92.5%
% of Patients satisfied with the time they had to wait for an appointment	0	0	N/A	79.6%	83.1%	87.0%

* This is based on patients treated on this contract for their most recent course of treatment. Figures in italics indicate the base number of FP17s or Patient Questionnaire responses are less than 100. N/A is shown where the base number of responses is less than 10 during the period. % is calculated as Quantity/Base number*100

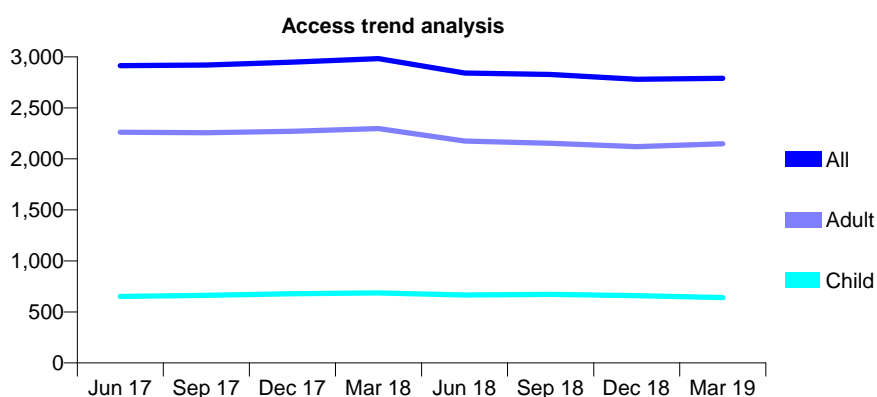
Q61 - Vital Signs At a Glance Contract Report for 232815/0001 - Year end March 2019

Name or company name	MR HS GOUW
Contract type name	GDS Contract
Purpose of contract	General
Contract start date	01/04/2006
Contract end date	

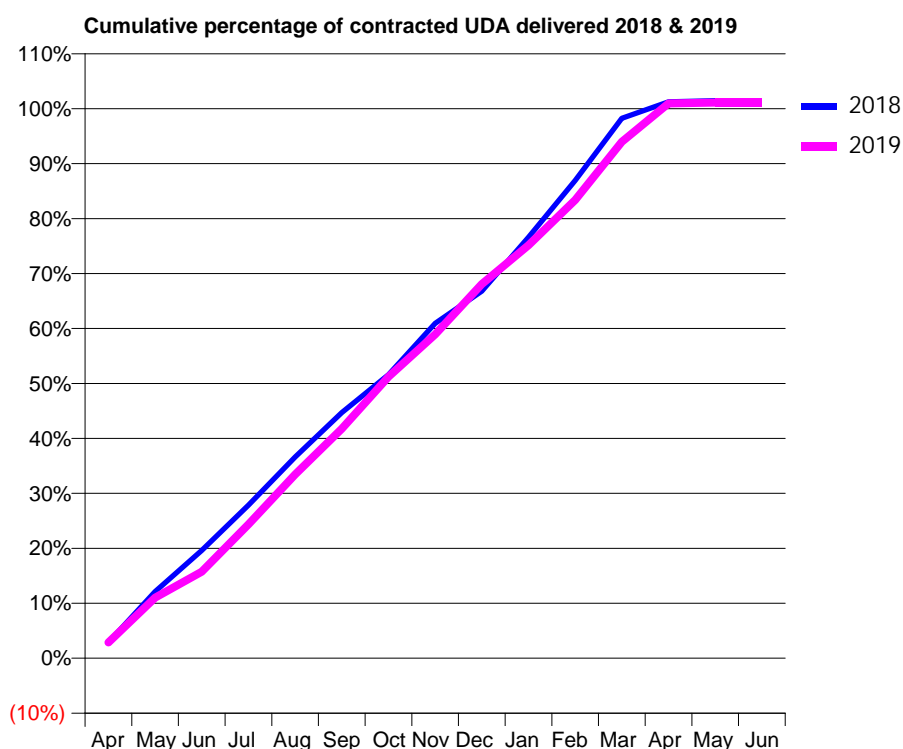
18/19 Contracted general activity (UDA)	9,434
Carry forward general activity (UDA)	-136
18/19 Contracted orthodontic activity (UOA)	0
Carry forward orthodontic activity (UOA)	0
Baseline contract value	£243,476.85

ACCESS*

Patients seen in 24 months	Total	Change since previous quarter
Quarter ending March 2018	2,983	
Quarter ending June 2018	2,841	↓
Quarter ending September 2018	2,827	→
Quarter ending December 2018	2,780	↓
Quarter ending March 2019	2,790	→
Variance since March 2018	(6.5%)	↓



ACTIVITY



Month	Adjusted Scheduled Activity (UDA)	
	2018	2019
April	274	272
May	1,143	1,040
June	1,852	1,485
July	2,626	2,297
August	3,456	3,155
September	4,217	3,940
October	4,868	4,833
November	5,750	5,559
December	6,301	6,422
January	7,226	7,088
February	8,201	7,867
March	9,268	8,863
April	9,553	9,525
May	9,570	9,539
June	9,570	9,539

QUALITY

	Quantity	Base Number	Contract	AT	Region	England
% of FP17s for the same patient ID Re-attending within 3 months - Children	61	606	10.1%	10.7%	11.9%	11.8%
% of FP17s for the same patient ID Re-attending within 3 months - Adults	342	2,130	16.1%	16.1%	16.9%	15.7%
% of FP17s for the same patient ID Re-attending between 3 & 9 months - Children	156	606	25.7%	45.1%	48.9%	58.9%
% of FP17s for the same patient ID Re-attending between 3 & 9 months - Adults	566	2,130	26.6%	36.9%	38.9%	50.8%
% of FP17s for Band 1 Urgent Courses	410	2,818	14.5%	10.9%	10.7%	9.1%
% of FP17s Relating to Free Repair or Replacements	1	2,818	0.0%	0.5%	0.5%	0.8%
% of FP17s Relating to Continuations	0	2,818	0.0%	0.7%	0.7%	0.9%
% of Patients satisfied with the dentistry they have received	0	0	N/A	89.9%	89.1%	92.5%
% of Patients satisfied with the time they had to wait for an appointment	0	0	N/A	79.6%	83.1%	87.0%

* This is based on patients treated on this contract for their most recent course of treatment.

Figures in italics indicate the base number of FP17s or Patient Questionnaire responses are less than 100. N/A is shown where the base number of responses is less than 10 during the period. % is calculated as Quantity/Base number*100

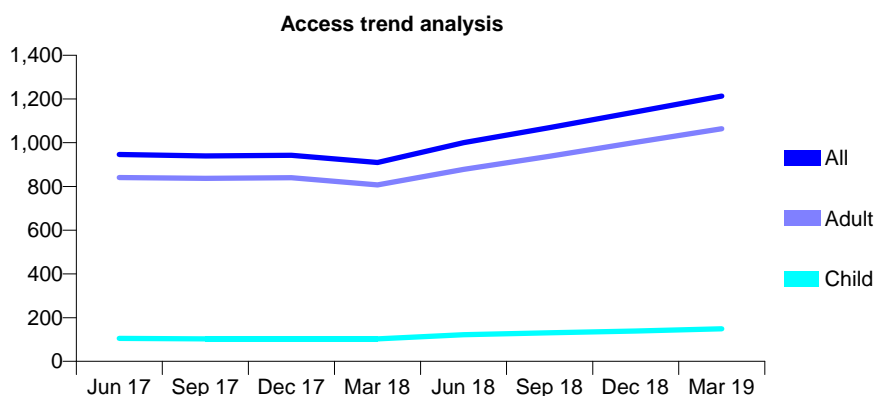
Q61 - Vital Signs At a Glance Contract Report for 233439/0001 - Year end March 2019

Name or company name	Wood Green Dental Practice Partnership
Contract type name	GDS Contract
Purpose of contract	General
Contract start date	01/04/2006
Contract end date	

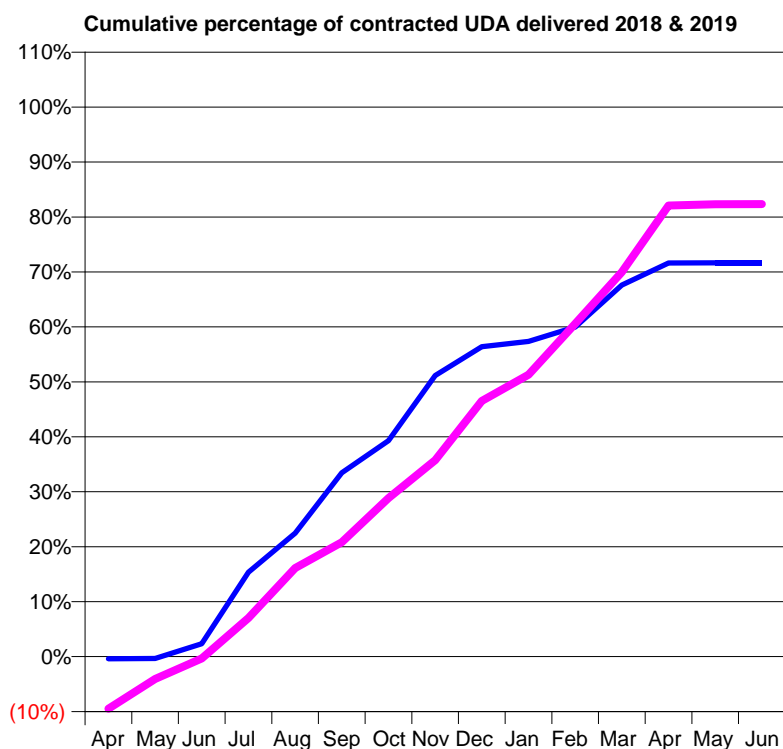
18/19 Contracted general activity (UDA)	4,281
Carry forward general activity (UDA)	533
18/19 Contracted orthodontic activity (UOA)	0
Carry forward orthodontic activity (UOA)	0
Baseline contract value	£122,595.61

ACCESS*

Patients seen in 24 months	Total	Change since previous quarter
Quarter ending March 2018	910	
Quarter ending June 2018	1,000	↑
Quarter ending September 2018	1,069	↑
Quarter ending December 2018	1,141	↑
Quarter ending March 2019	1,213	↑
Variance since March 2018	33.3%	↑



ACTIVITY



Month	Adjusted Scheduled Activity (UDA)	
	2018	2019
April	-18	-407
May	-15	-175
June	100	-15
July	658	302
August	962	690
September	1,432	891
October	1,682	1,235
November	2,191	1,530
December	2,415	1,992
January	2,455	2,196
February	2,568	2,594
March	2,895	2,996
April	3,066	3,514
May	3,068	3,524
June	3,068	3,525

QUALITY

	Quantity	Base Number	Contract	AT	Region	England
% of FP17s for the same patient ID Re-attending within 3 months - Children	11	168	6.5%	10.7%	11.9%	11.8%
% of FP17s for the same patient ID Re-attending within 3 months - Adults	144	1,108	13.0%	16.1%	16.9%	15.7%
% of FP17s for the same patient ID Re-attending between 3 & 9 months - Children	60	168	35.7%	45.1%	48.9%	58.9%
% of FP17s for the same patient ID Re-attending between 3 & 9 months - Adults	349	1,108	31.5%	36.9%	38.9%	50.8%
% of FP17s for Band 1 Urgent Courses	121	1,367	8.9%	10.9%	10.7%	9.1%
% of FP17s Relating to Free Repair or Replacements	23	1,367	1.7%	0.5%	0.5%	0.8%
% of FP17s Relating to Continuations	28	1,367	2.0%	0.7%	0.7%	0.9%
% of Patients satisfied with the dentistry they have received	0	0	N/A	89.9%	89.1%	92.5%
% of Patients satisfied with the time they had to wait for an appointment	0	0	N/A	79.6%	83.1%	87.0%

* This is based on patients treated on this contract for their most recent course of treatment. Figures in italics indicate the base number of FP17s or Patient Questionnaire responses are less than 100. N/A is shown where the base number of responses is less than 10 during the period. % is calculated as Quantity/Base number*100

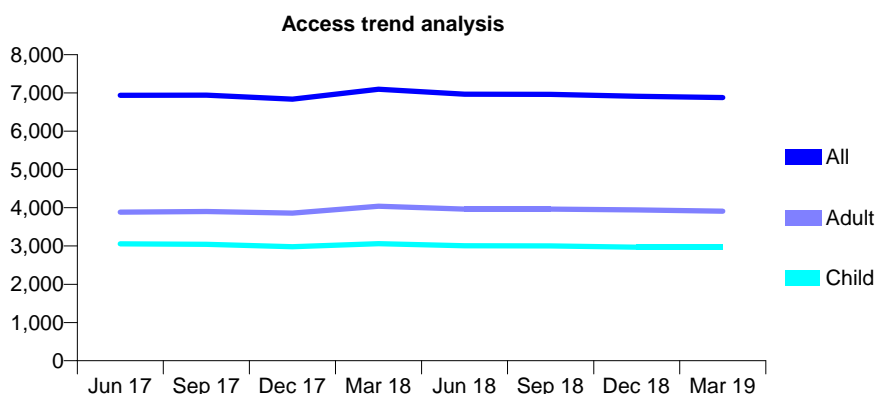
Q61 - Vital Signs At a Glance Contract Report for 234125/0001 - Year end March 2019

Name or company name	MR NI AMIN
Contract type name	GDS Contract
Purpose of contract	General and Orthodontic
Contract start date	01/04/2006
Contract end date	

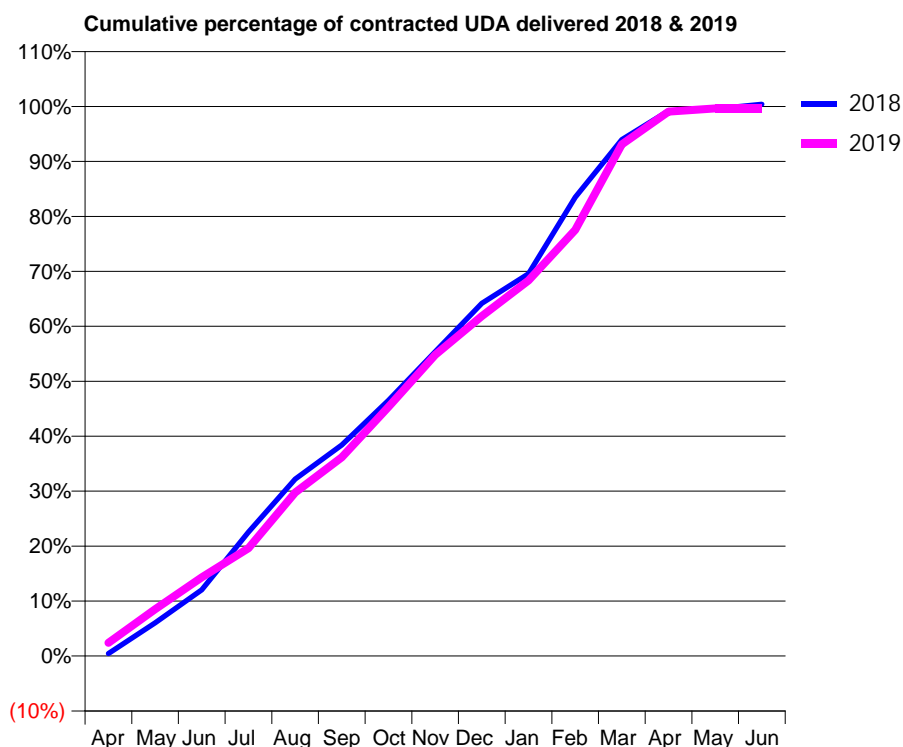
18/19 Contracted general activity (UDA)	16,536
Carry forward general activity (UDA)	-69
18/19 Contracted orthodontic activity (UOA)	823
Carry forward orthodontic activity (UOA)	15
Baseline contract value	£552,049.23

ACCESS*

Patients seen in 24 months	Total	Change since previous quarter
Quarter ending March 2018	7,096	
Quarter ending June 2018	6,967	↓
Quarter ending September 2018	6,963	→
Quarter ending December 2018	6,910	→
Quarter ending March 2019	6,880	→
Variance since March 2018	(3.0%)	↓



ACTIVITY



Month	Adjusted Scheduled Activity (UDA)	
	2018	2019
April	73	399
May	1,003	1,411
June	1,990	2,364
July	3,730	3,243
August	5,323	4,920
September	6,351	5,983
October	7,696	7,496
November	9,160	9,059
December	10,612	10,225
January	11,504	11,297
February	13,807	12,823
March	15,541	15,392
April	16,406	16,383
May	16,463	16,477
June	16,605	16,478

QUALITY

	Quantity	Base Number	Contract	AT	Region	England
% of FP17s for the same patient ID Re-attending within 3 months - Children	361	3,823	9.4%	10.7%	11.9%	11.8%
% of FP17s for the same patient ID Re-attending within 3 months - Adults	739	4,306	17.2%	16.1%	16.9%	15.7%
% of FP17s for the same patient ID Re-attending between 3 & 9 months - Children	1,920	3,823	50.2%	45.1%	48.9%	58.9%
% of FP17s for the same patient ID Re-attending between 3 & 9 months - Adults	1,726	4,306	40.1%	36.9%	38.9%	50.8%
% of FP17s for Band 1 Urgent Courses	626	7,351	8.5%	10.9%	10.7%	9.1%
% of FP17s Relating to Free Repair or Replacements	18	7,351	0.2%	0.5%	0.5%	0.8%
% of FP17s Relating to Continuations	59	7,351	0.8%	0.7%	0.7%	0.9%
% of Patients satisfied with the dentistry they have received	3	3	N/A	89.9%	89.1%	92.5%
% of Patients satisfied with the time they had to wait for an appointment	3	3	N/A	79.6%	83.1%	87.0%

* This is based on patients treated on this contract for their most recent course of treatment. Figures in italics indicate the base number of FP17s or Patient Questionnaire responses are less than 100. N/A is shown where the base number of responses is less than 10 during the period. % is calculated as Quantity/Base number*100

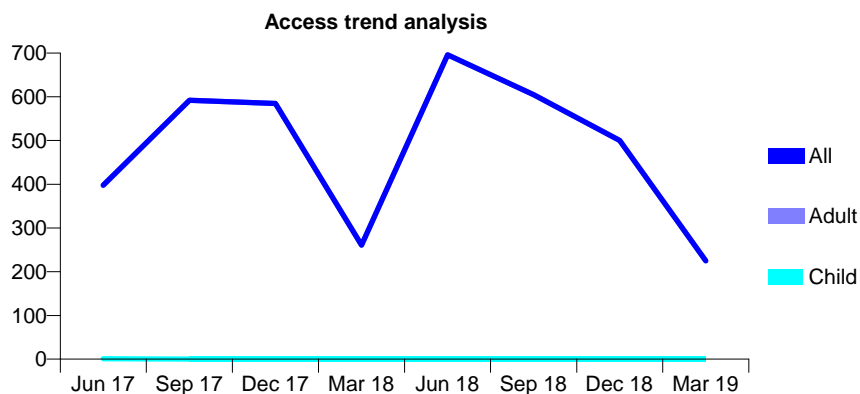
Q61 - Vital Signs At a Glance Contract Report for 234125/0003 - Year end March 2019

Name or company name	MR NI AMIN
Contract type name	PDS Contract
Purpose of contract	General
Contract start date	01/04/2014
Contract end date	30/06/2018

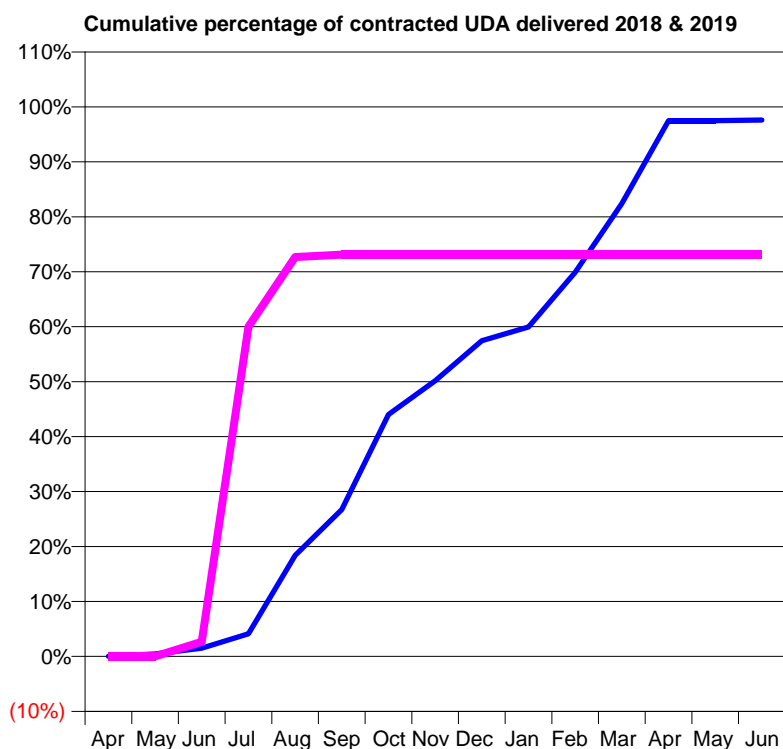
18/19 Contracted general activity (UDA)	450
Carry forward general activity (UDA)	0
18/19 Contracted orthodontic activity (UOA)	0
Carry forward orthodontic activity (UOA)	0
Baseline contract value	£28,788.98

ACCESS*

Patients seen in 24 months	Total	Change since previous quarter
Quarter ending March 2018	261	
Quarter ending June 2018	696	↑
Quarter ending September 2018	605	↓
Quarter ending December 2018	500	↓
Quarter ending March 2019	225	↓
Variance since March 2018	(13.8%)	↓



ACTIVITY



Month	Adjusted Scheduled Activity (UDA)	
	2018	2019
April	0	0
May	8	0
June	27	12
July	74	270
August	331	327
September	481	329
October	792	329
November	903	329
December	1,034	329
January	1,079	329
February	1,258	329
March	1,483	329
April	1,755	329
May	1,755	329
June	1,757	329

QUALITY

	Quantity	Base Number	Contract	AT	Region	England
% of FP17s for the same patient ID Re-attending within 3 months - Children	0	0	N/A	10.7%	11.9%	11.8%
% of FP17s for the same patient ID Re-attending within 3 months - Adults	0	232	0.0%	16.1%	16.9%	15.7%
% of FP17s for the same patient ID Re-attending between 3 & 9 months - Children	0	0	N/A	45.1%	48.9%	58.9%
% of FP17s for the same patient ID Re-attending between 3 & 9 months - Adults	0	232	0.0%	36.9%	38.9%	50.8%
% of FP17s for Band 1 Urgent Courses	0	126	0.0%	10.9%	10.7%	9.1%
% of FP17s Relating to Free Repair or Replacements	0	126	0.0%	0.5%	0.5%	0.8%
% of FP17s Relating to Continuations	0	126	0.0%	0.7%	0.7%	0.9%
% of Patients satisfied with the dentistry they have received	1	1	N/A	89.9%	89.1%	92.5%
% of Patients satisfied with the time they had to wait for an appointment	0	1	N/A	79.6%	83.1%	87.0%

* This is based on patients treated on this contract for their most recent course of treatment. Figures in italics indicate the base number of FP17s or Patient Questionnaire responses are less than 100. N/A is shown where the base number of responses is less than 10 during the period. % is calculated as Quantity/Base number*100

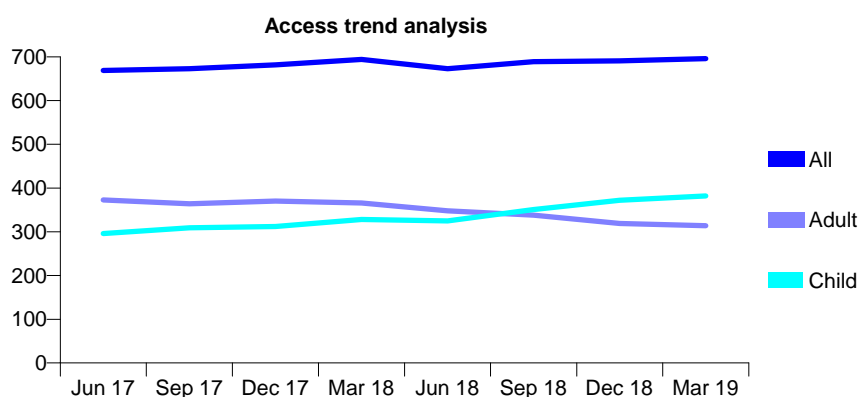
Q61 - Vital Signs At a Glance Contract Report for 237159/0002 - Year end March 2019

Name or company name	MR HJ PAY
Contract type name	GDS Contract
Purpose of contract	General
Contract start date	01/05/2014
Contract end date	

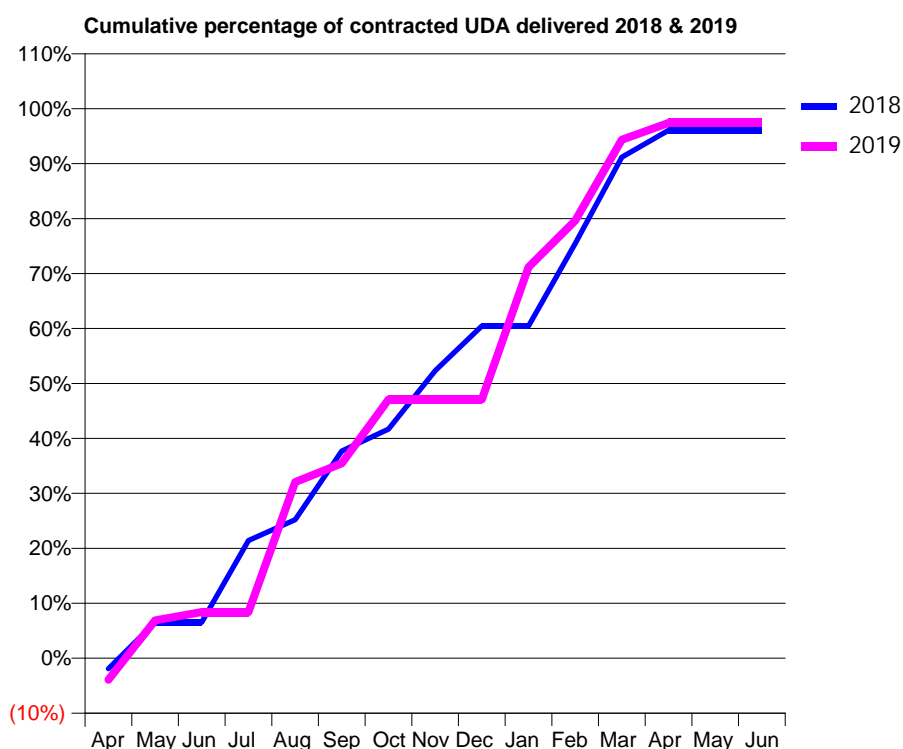
18/19 Contracted general activity (UDA)	1,345
Carry forward general activity (UDA)	53
18/19 Contracted orthodontic activity (UOA)	0
Carry forward orthodontic activity (UOA)	0
Baseline contract value	£40,427.16

ACCESS*

Patients seen in 24 months	Total	Change since previous quarter
Quarter ending March 2018	694	
Quarter ending June 2018	673	↓
Quarter ending September 2018	689	↑
Quarter ending December 2018	691	→
Quarter ending March 2019	696	→
Variance since March 2018	0.3%	→



ACTIVITY



Month	2018	2019
April	-26	-53
May	88	93
June	88	113
July	288	113
August	339	431
September	507	477
October	561	633
November	704	633
December	813	633
January	813	957
February	1,015	1,071
March	1,226	1,269
April	1,292	1,310
May	1,292	1,310
June	1,292	1,310

QUALITY

	Quantity	Base Number	Contract	AT	Region	England
% of FP17s for the same patient ID Re-attending within 3 months - Children	67	506	13.2%	10.7%	11.9%	11.8%
% of FP17s for the same patient ID Re-attending within 3 months - Adults	20	253	7.9%	16.1%	16.9%	15.7%
% of FP17s for the same patient ID Re-attending between 3 & 9 months - Children	214	506	42.3%	45.1%	48.9%	58.9%
% of FP17s for the same patient ID Re-attending between 3 & 9 months - Adults	80	253	31.6%	36.9%	38.9%	50.8%
% of FP17s for Band 1 Urgent Courses	0	736	0.0%	10.9%	10.7%	9.1%
% of FP17s Relating to Free Repair or Replacements	0	736	0.0%	0.5%	0.5%	0.8%
% of FP17s Relating to Continuations	17	736	2.3%	0.7%	0.7%	0.9%
% of Patients satisfied with the dentistry they have received	0	0	N/A	89.9%	89.1%	92.5%
% of Patients satisfied with the time they had to wait for an appointment	0	0	N/A	79.6%	83.1%	87.0%

* This is based on patients treated on this contract for their most recent course of treatment.

Figures in italics indicate the base number of FP17s or Patient Questionnaire responses are less than 100. N/A is shown where the base number of responses is less than 10 during the period. % is calculated as Quantity/Base number*100

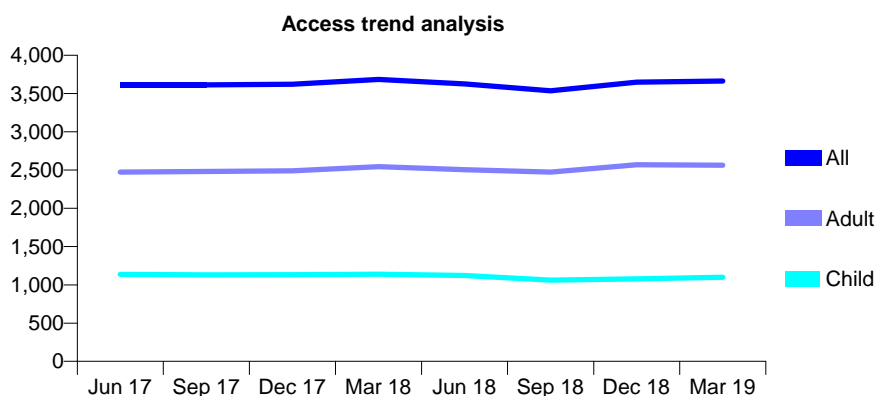
Q61 - Vital Signs At a Glance Contract Report for 238627/0001 - Year end March 2019

Name or company name	Mr Bernard Weinbaum
Contract type name	GDS Contract
Purpose of contract	General
Contract start date	01/04/2006
Contract end date	

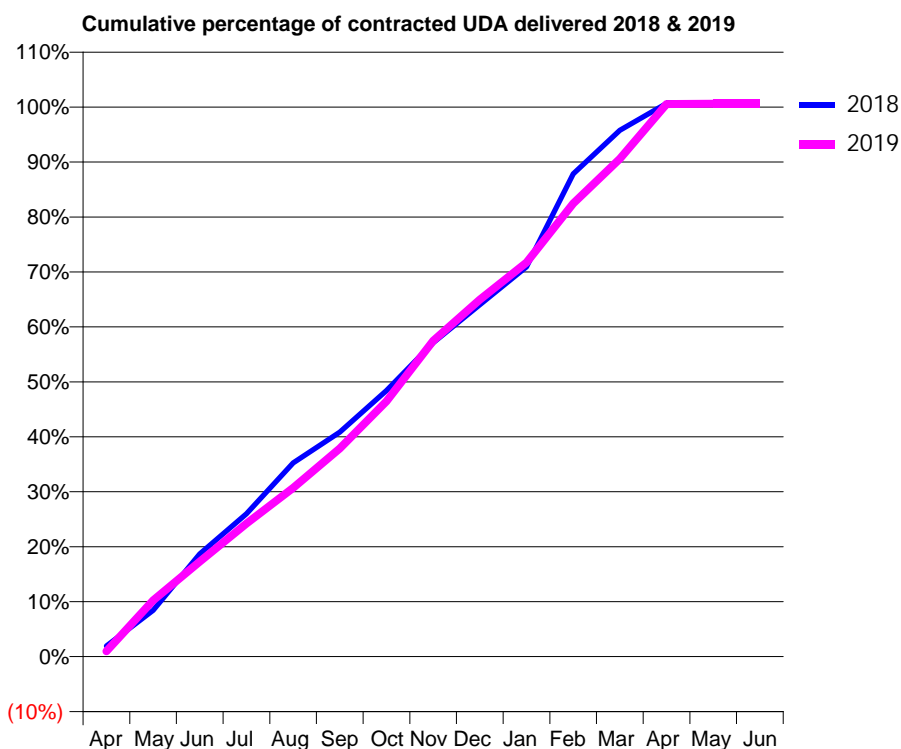
18/19 Contracted general activity (UDA)	6,804
Carry forward general activity (UDA)	-45
18/19 Contracted orthodontic activity (UOA)	0
Carry forward orthodontic activity (UOA)	0
Baseline contract value	£192,109.77

ACCESS*

Patients seen in 24 months	Total	Change since previous quarter
Quarter ending March 2018	3,683	
Quarter ending June 2018	3,626	↓
Quarter ending September 2018	3,536	↓
Quarter ending December 2018	3,648	↑
Quarter ending March 2019	3,662	→
Variance since March 2018	(0.6%)	→



ACTIVITY



Month	Adjusted Scheduled Activity (UDA)	
	2018	2019
April	132	66
May	574	697
June	1,271	1,177
July	1,770	1,646
August	2,398	2,090
September	2,780	2,577
October	3,295	3,161
November	3,887	3,910
December	4,356	4,419
January	4,826	4,879
February	5,978	5,611
March	6,516	6,163
April	6,849	6,842
May	6,849	6,845
June	6,849	6,845

QUALITY

	Quantity	Base Number	Contract	AT	Region	England
% of FP17s for the same patient ID Re-attending within 3 months - Children	83	1,093	7.6%	10.7%	11.9%	11.8%
% of FP17s for the same patient ID Re-attending within 3 months - Adults	355	2,210	16.1%	16.1%	16.9%	15.7%
% of FP17s for the same patient ID Re-attending between 3 & 9 months - Children	401	1,093	36.7%	45.1%	48.9%	58.9%
% of FP17s for the same patient ID Re-attending between 3 & 9 months - Adults	514	2,210	23.3%	36.9%	38.9%	50.8%
% of FP17s for Band 1 Urgent Courses	507	3,359	15.1%	10.9%	10.7%	9.1%
% of FP17s Relating to Free Repair or Replacements	16	3,359	0.5%	0.5%	0.5%	0.8%
% of FP17s Relating to Continuations	62	3,359	1.8%	0.7%	0.7%	0.9%
% of Patients satisfied with the dentistry they have received	2	2	N/A	89.9%	89.1%	92.5%
% of Patients satisfied with the time they had to wait for an appointment	2	2	N/A	79.6%	83.1%	87.0%

* This is based on patients treated on this contract for their most recent course of treatment. Figures in italics indicate the base number of FP17s or Patient Questionnaire responses are less than 100. N/A is shown where the base number of responses is less than 10 during the period. % is calculated as Quantity/Base number*100

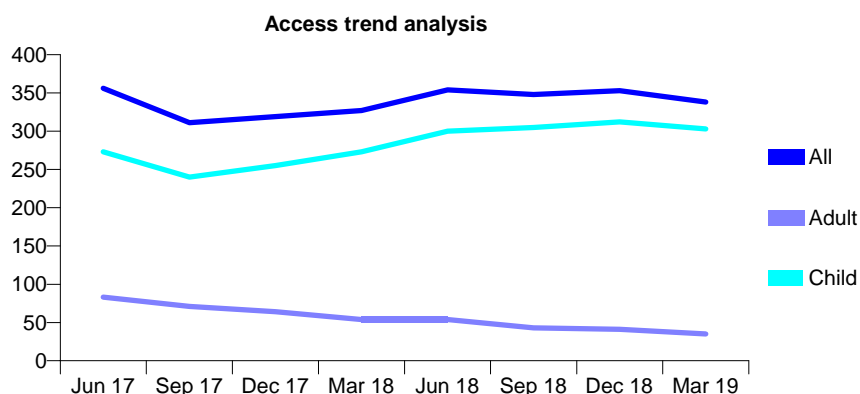
Q61 - Vital Signs At a Glance Contract Report for 241172/0001 - Year end March 2019

Name or company name	MR RS RAO
Contract type name	GDS Contract
Purpose of contract	General
Contract start date	01/04/2006
Contract end date	

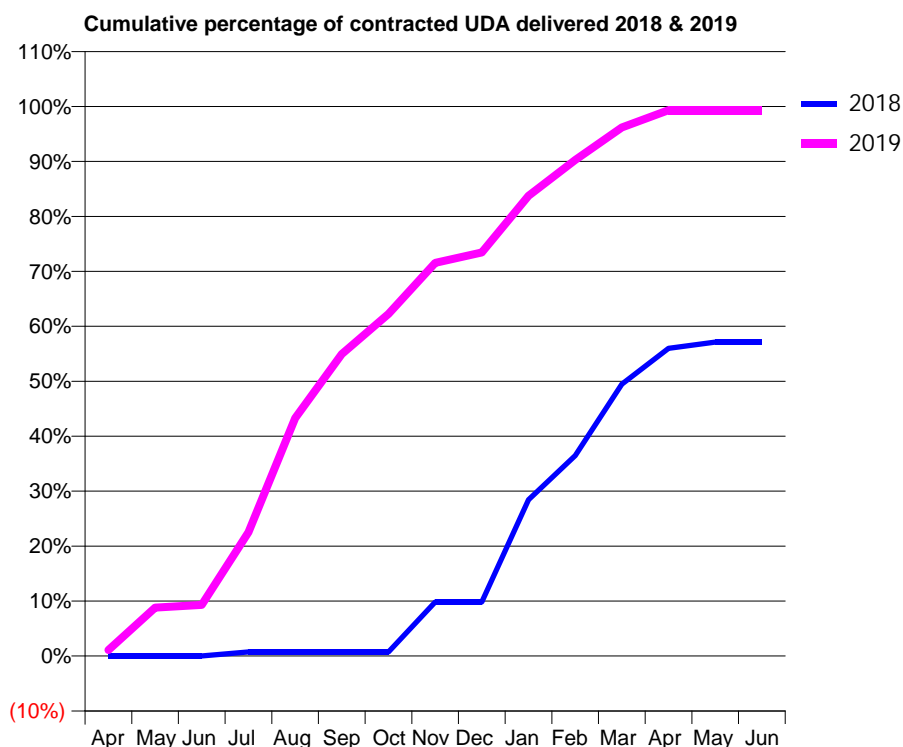
18/19 Contracted general activity (UDA)	817
Carry forward general activity (UDA)	0
18/19 Contracted orthodontic activity (UOA)	0
Carry forward orthodontic activity (UOA)	0
Baseline contract value	£20,543.75

ACCESS*

Patients seen in 24 months	Total	Change since previous quarter
Quarter ending March 2018	327	
Quarter ending June 2018	354	↑
Quarter ending September 2018	348	↓
Quarter ending December 2018	353	→
Quarter ending March 2019	338	↓
Variance since March 2018	3.4%	↑



ACTIVITY



Month	Adjusted Scheduled Activity (UDA)	
	2018	2019
April	0	9
May	0	72
June	0	76
July	6	184
August	6	354
September	6	449
October	6	509
November	80	585
December	80	600
January	232	684
February	298	737
March	404	786
April	457	811
May	467	811
June	467	811

QUALITY

	Quantity	Base Number	Contract	AT	Region	England
% of FP17s for the same patient ID Re-attending within 3 months - Children	30	432	6.9%	10.7%	11.9%	11.8%
% of FP17s for the same patient ID Re-attending within 3 months - Adults	4	31	12.9%	16.1%	16.9%	15.7%
% of FP17s for the same patient ID Re-attending between 3 & 9 months - Children	216	432	50.0%	45.1%	48.9%	58.9%
% of FP17s for the same patient ID Re-attending between 3 & 9 months - Adults	12	31	38.7%	36.9%	38.9%	50.8%
% of FP17s for Band 1 Urgent Courses	27	445	6.1%	10.9%	10.7%	9.1%
% of FP17s Relating to Free Repair or Replacements	0	445	0.0%	0.5%	0.5%	0.8%
% of FP17s Relating to Continuations	0	445	0.0%	0.7%	0.7%	0.9%
% of Patients satisfied with the dentistry they have received	0	0	N/A	89.9%	89.1%	92.5%
% of Patients satisfied with the time they had to wait for an appointment	0	0	N/A	79.6%	83.1%	87.0%

* This is based on patients treated on this contract for their most recent course of treatment. Figures in italics indicate the base number of FP17s or Patient Questionnaire responses are less than 100. N/A is shown where the base number of responses is less than 10 during the period. % is calculated as Quantity/Base number*100

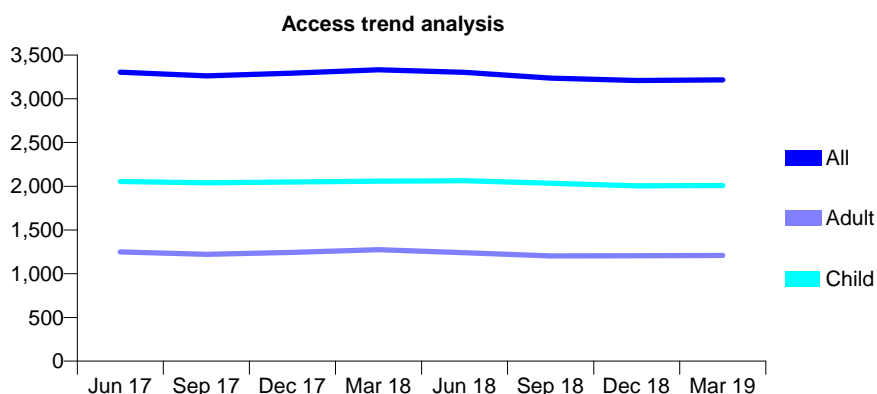
Q61 - Vital Signs At a Glance Contract Report for 244538/0001 - Year end March 2019

Name or company name	MR MS MACMANUS
Contract type name	GDS Contract
Purpose of contract	General
Contract start date	01/04/2006
Contract end date	

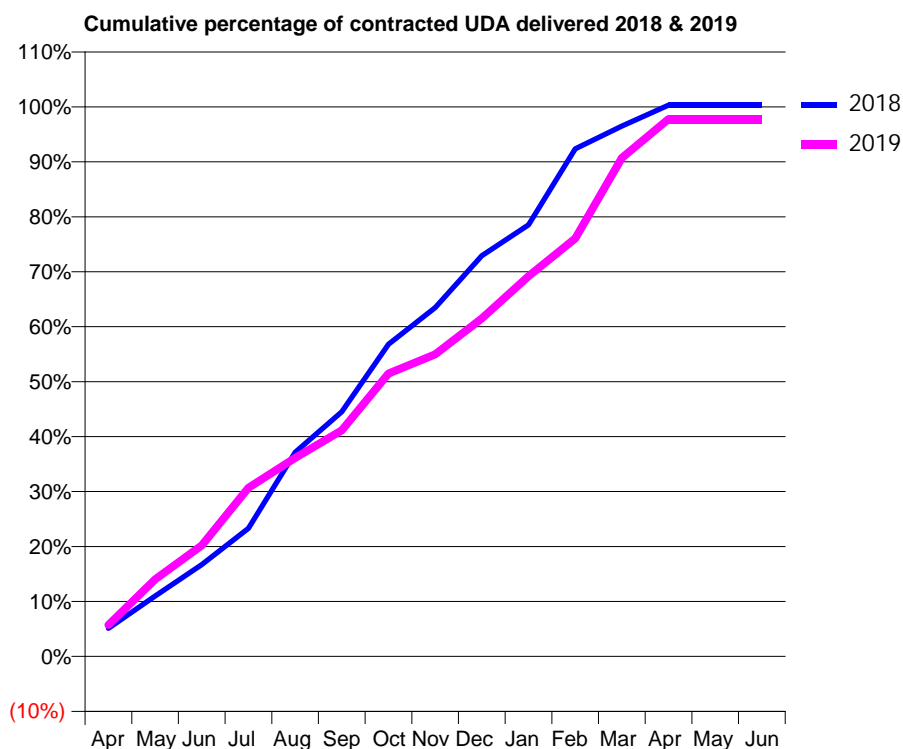
18/19 Contracted general activity (UDA)	9,054
Carry forward general activity (UDA)	-28
18/19 Contracted orthodontic activity (UOA)	0
Carry forward orthodontic activity (UOA)	0
Baseline contract value	£223,297.32

ACCESS*

Patients seen in 24 months	Total	Change since previous quarter
Quarter ending March 2018	3,332	
Quarter ending June 2018	3,302	→
Quarter ending September 2018	3,237	↓
Quarter ending December 2018	3,210	→
Quarter ending March 2019	3,215	→
Variance since March 2018	(3.5%)	↓



ACTIVITY



Month	Adjusted Scheduled Activity (UDA)	
	2018	2019
April	463	516
May	997	1,269
June	1,513	1,829
July	2,111	2,778
August	3,363	3,271
September	4,031	3,725
October	5,142	4,661
November	5,747	4,977
December	6,602	5,567
January	7,108	6,263
February	8,363	6,888
March	8,736	8,213
April	9,081	8,853
May	9,082	8,853
June	9,082	8,853

QUALITY

	Quantity	Base Number	Contract	AT	Region	England
% of FP17s for the same patient ID Re-attending within 3 months - Children	120	2,520	4.8%	10.7%	11.9%	11.8%
% of FP17s for the same patient ID Re-attending within 3 months - Adults	219	1,215	18.0%	16.1%	16.9%	15.7%
% of FP17s for the same patient ID Re-attending between 3 & 9 months - Children	1,299	2,520	51.5%	45.1%	48.9%	58.9%
% of FP17s for the same patient ID Re-attending between 3 & 9 months - Adults	462	1,215	38.0%	36.9%	38.9%	50.8%
% of FP17s for Band 1 Urgent Courses	277	3,809	7.3%	10.9%	10.7%	9.1%
% of FP17s Relating to Free Repair or Replacements	2	3,809	0.1%	0.5%	0.5%	0.8%
% of FP17s Relating to Continuations	1	3,809	0.0%	0.7%	0.7%	0.9%
% of Patients satisfied with the dentistry they have received	2	2	N/A	89.9%	89.1%	92.5%
% of Patients satisfied with the time they had to wait for an appointment	2	2	N/A	79.6%	83.1%	87.0%

* This is based on patients treated on this contract for their most recent course of treatment. Figures in italics indicate the base number of FP17s or Patient Questionnaire responses are less than 100. N/A is shown where the base number of responses is less than 10 during the period. % is calculated as Quantity/Base number*100

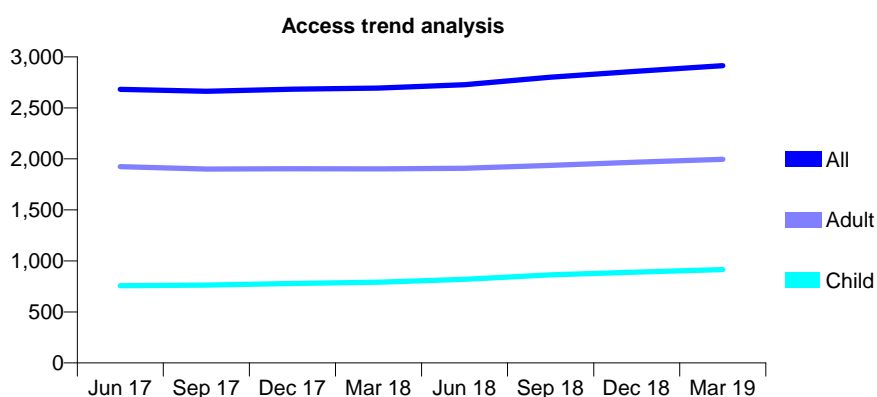
Q61 - Vital Signs At a Glance Contract Report for 245690/0002 - Year end March 2019

Name or company name	MR N AGRAWAL
Contract type name	GDS Contract
Purpose of contract	General
Contract start date	01/04/2006
Contract end date	

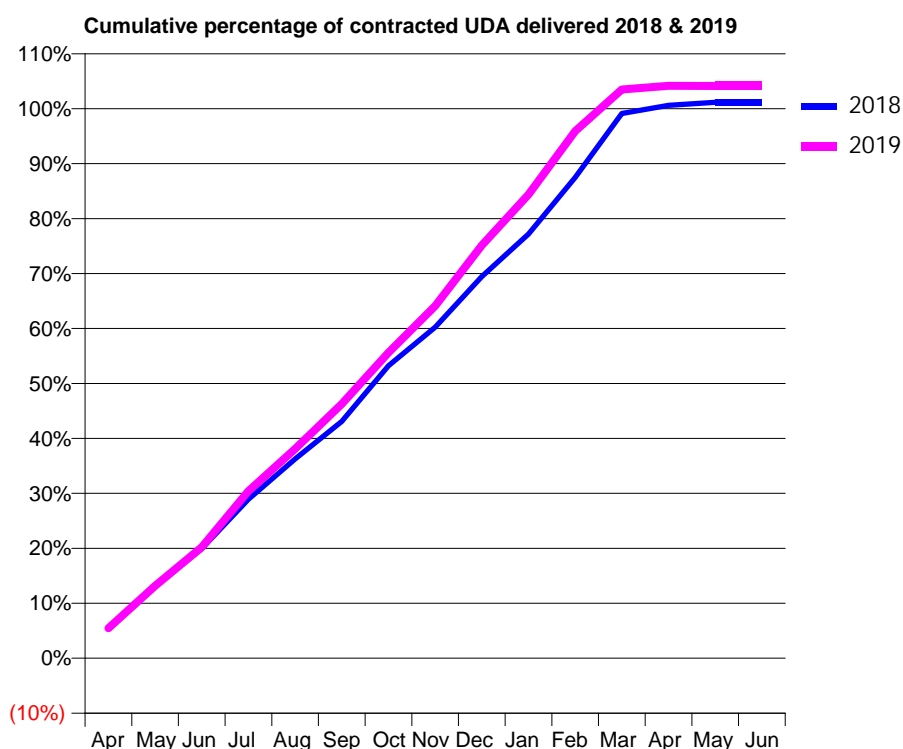
18/19 Contracted general activity (UDA)	5,231
Carry forward general activity (UDA)	-61
18/19 Contracted orthodontic activity (UOA)	0
Carry forward orthodontic activity (UOA)	0
Baseline contract value	£173,521.78

ACCESS*

Patients seen in 24 months	Total	Change since previous quarter
Quarter ending March 2018	2,693	
Quarter ending June 2018	2,727	→
Quarter ending September 2018	2,801	↑
Quarter ending December 2018	2,858	↑
Quarter ending March 2019	2,913	→
Variance since March 2018	8.2%	↑



ACTIVITY



Month	Adjusted Scheduled Activity (UDA)	
	2018	2019
April	282	286
May	691	690
June	1,043	1,056
July	1,513	1,592
August	1,897	1,994
September	2,254	2,420
October	2,784	2,908
November	3,151	3,353
December	3,632	3,929
January	4,037	4,414
February	4,577	5,017
March	5,185	5,414
April	5,263	5,449
May	5,292	5,447
June	5,292	5,447

QUALITY

	Quantity	Base Number	Contract	AT	Region	England
% of FP17s for the same patient ID Re-attending within 3 months - Children	92	998	9.2%	10.7%	11.9%	11.8%
% of FP17s for the same patient ID Re-attending within 3 months - Adults	315	1,945	16.2%	16.1%	16.9%	15.7%
% of FP17s for the same patient ID Re-attending between 3 & 9 months - Children	369	998	37.0%	45.1%	48.9%	58.9%
% of FP17s for the same patient ID Re-attending between 3 & 9 months - Adults	509	1,945	26.2%	36.9%	38.9%	50.8%
% of FP17s for Band 1 Urgent Courses	309	2,292	13.5%	10.9%	10.7%	9.1%
% of FP17s Relating to Free Repair or Replacements	9	2,292	0.4%	0.5%	0.5%	0.8%
% of FP17s Relating to Continuations	34	2,292	1.5%	0.7%	0.7%	0.9%
% of Patients satisfied with the dentistry they have received	0	0	N/A	89.9%	89.1%	92.5%
% of Patients satisfied with the time they had to wait for an appointment	0	0	N/A	79.6%	83.1%	87.0%

* This is based on patients treated on this contract for their most recent course of treatment.

Figures in italics indicate the base number of FP17s or Patient Questionnaire responses are less than 100. N/A is shown where the base number of responses is less than 10 during the period. % is calculated as Quantity/Base number*100

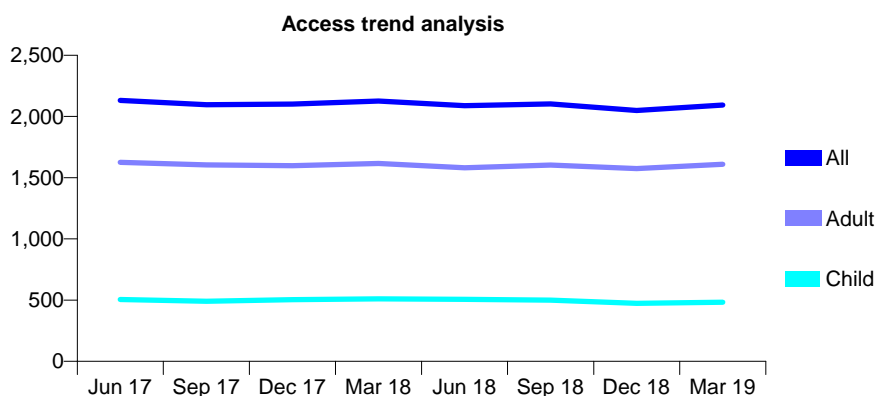
Q61 - Vital Signs At a Glance Contract Report for 250279/0004 - Year end March 2019

Name or company name	MR S OLUBUNMI-OKE
Contract type name	GDS Contract
Purpose of contract	General
Contract start date	01/06/2014
Contract end date	

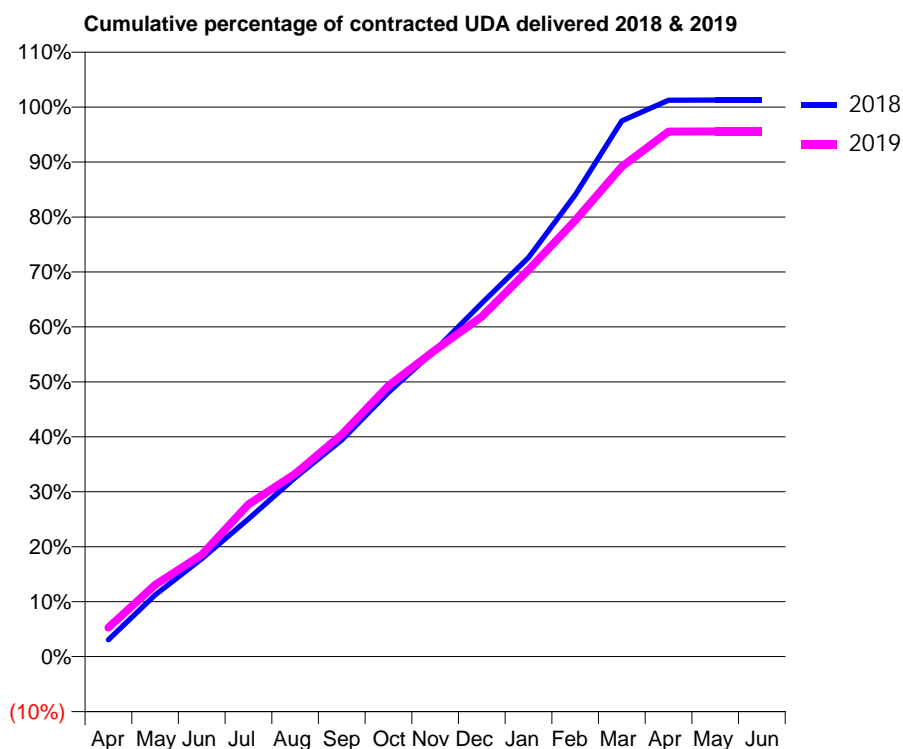
18/19 Contracted general activity (UDA)	9,194
Carry forward general activity (UDA)	-117
18/19 Contracted orthodontic activity (UOA)	0
Carry forward orthodontic activity (UOA)	0
Baseline contract value	£291,712.93

ACCESS*

Patients seen in 24 months	Total	Change since previous quarter
Quarter ending March 2018	2,126	
Quarter ending June 2018	2,088	↓
Quarter ending September 2018	2,103	→
Quarter ending December 2018	2,048	↓
Quarter ending March 2019	2,093	↑
Variance since March 2018	(1.6%)	↓



ACTIVITY



Month	Adjusted Scheduled Activity (UDA)	
	2018	2019
April	281	488
May	1,032	1,201
June	1,638	1,707
July	2,304	2,550
August	2,996	3,060
September	3,625	3,717
October	4,423	4,532
November	5,128	5,128
December	5,913	5,688
January	6,676	6,470
February	7,725	7,298
March	8,963	8,196
April	9,310	8,783
May	9,311	8,784
June	9,311	8,784

QUALITY

	Quantity	Base Number	Contract	AT	Region	England
% of FP17s for the same patient ID Re-attending within 3 months - Children	84	675	12.4%	10.7%	11.9%	11.8%
% of FP17s for the same patient ID Re-attending within 3 months - Adults	232	1,649	14.1%	16.1%	16.9%	15.7%
% of FP17s for the same patient ID Re-attending between 3 & 9 months - Children	372	675	55.1%	45.1%	48.9%	58.9%
% of FP17s for the same patient ID Re-attending between 3 & 9 months - Adults	622	1,649	37.7%	36.9%	38.9%	50.8%
% of FP17s for Band 1 Urgent Courses	156	2,368	6.6%	10.9%	10.7%	9.1%
% of FP17s Relating to Free Repair or Replacements	31	2,368	1.3%	0.5%	0.5%	0.8%
% of FP17s Relating to Continuations	7	2,368	0.3%	0.7%	0.7%	0.9%
% of Patients satisfied with the dentistry they have received	1	1	N/A	89.9%	89.1%	92.5%
% of Patients satisfied with the time they had to wait for an appointment	1	1	N/A	79.6%	83.1%	87.0%

* This is based on patients treated on this contract for their most recent course of treatment. Figures in italics indicate the base number of FP17s or Patient Questionnaire responses are less than 100. N/A is shown where the base number of responses is less than 10 during the period. % is calculated as Quantity/Base number*100

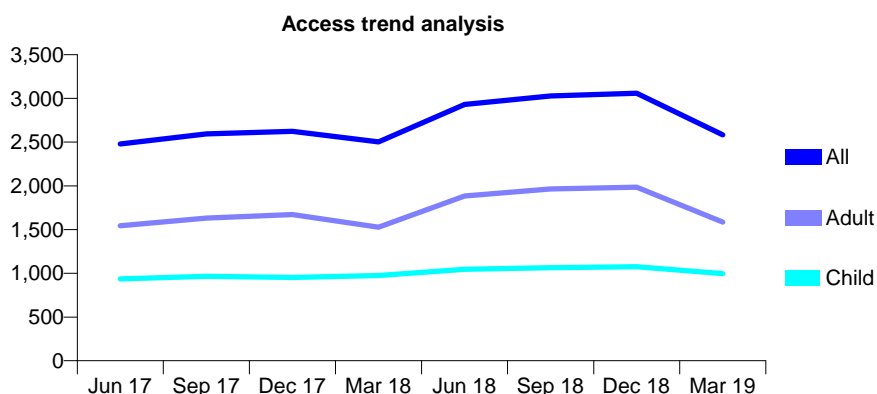
Q61 - Vital Signs At a Glance Contract Report for 250643/0001 - Year end March 2019

Name or company name	MISS SY BHUIYAN
Contract type name	GDS Contract
Purpose of contract	General and Orthodontic
Contract start date	01/06/2015
Contract end date	

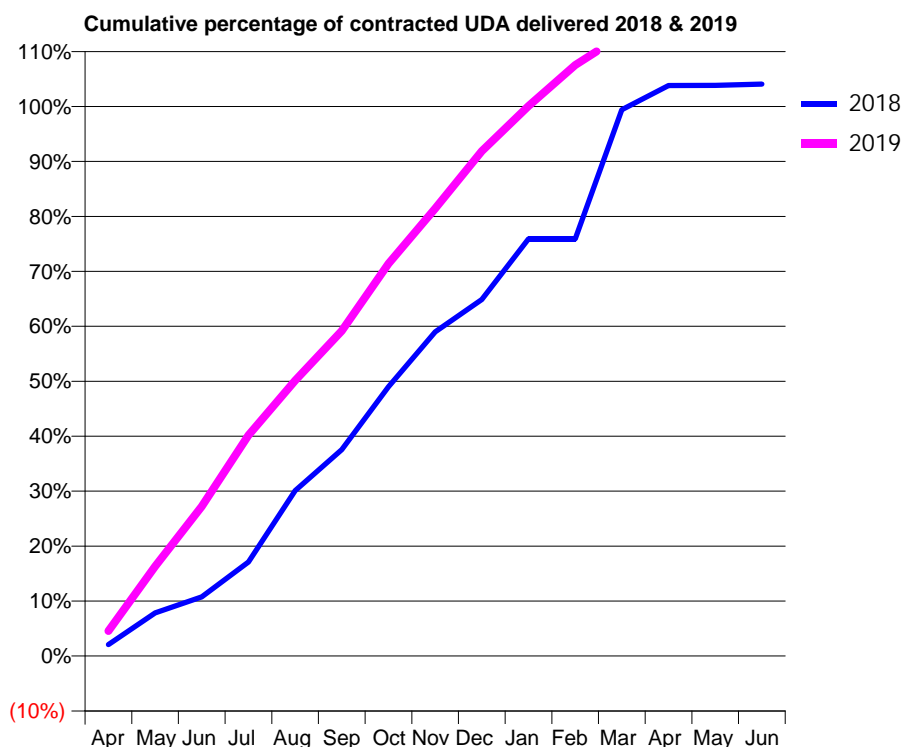
18/19 Contracted general activity (UDA)	5,300
Carry forward general activity (UDA)	-106
18/19 Contracted orthodontic activity (UOA)	6,850
Carry forward orthodontic activity (UOA)	-60
Baseline contract value	£733,679.55

ACCESS*

Patients seen in 24 months	Total	Change since previous quarter
Quarter ending March 2018	2,503	
Quarter ending June 2018	2,930	↑
Quarter ending September 2018	3,028	↑
Quarter ending December 2018	3,059	→
Quarter ending March 2019	2,582	↓
Variance since March 2018	3.2%	↑



ACTIVITY



Month	Adjusted Scheduled Activity (UDA)	
	2018	2019
April	111	242
May	416	865
June	570	1,443
July	907	2,129
August	1,595	2,658
September	1,990	3,137
October	2,597	3,784
November	3,126	4,316
December	3,438	4,869
January	4,023	5,304
February	4,023	5,699
March	5,269	5,987
April	5,502	6,226
May	5,503	6,234
June	5,516	6,234

QUALITY

	Quantity	Base Number	Contract	AT	Region	England
% of FP17s for the same patient ID Re-attending within 3 months - Children	122	1,551	7.9%	10.7%	11.9%	11.8%
% of FP17s for the same patient ID Re-attending within 3 months - Adults	179	1,810	9.9%	16.1%	16.9%	15.7%
% of FP17s for the same patient ID Re-attending between 3 & 9 months - Children	459	1,551	29.6%	45.1%	48.9%	58.9%
% of FP17s for the same patient ID Re-attending between 3 & 9 months - Adults	430	1,810	23.8%	36.9%	38.9%	50.8%
% of FP17s for Band 1 Urgent Courses	167	2,721	6.1%	10.9%	10.7%	9.1%
% of FP17s Relating to Free Repair or Replacements	4	2,721	0.1%	0.5%	0.5%	0.8%
% of FP17s Relating to Continuations	3	2,721	0.1%	0.7%	0.7%	0.9%
% of Patients satisfied with the dentistry they have received	0	0	N/A	89.9%	89.1%	92.5%
% of Patients satisfied with the time they had to wait for an appointment	0	0	N/A	79.6%	83.1%	87.0%

* This is based on patients treated on this contract for their most recent course of treatment. Figures in italics indicate the base number of FP17s or Patient Questionnaire responses are less than 100. N/A is shown where the base number of responses is less than 10 during the period. % is calculated as Quantity/Base number*100

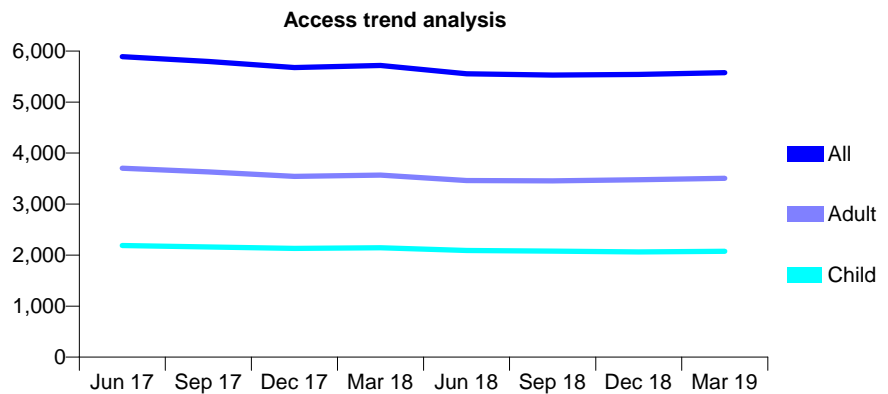
Q61 - Vital Signs At a Glance Contract Report for 250678/0001 - Year end March 2019

Name or company name	MR GS COHEN
Contract type name	GDS Contract
Purpose of contract	General
Contract start date	01/04/2006
Contract end date	

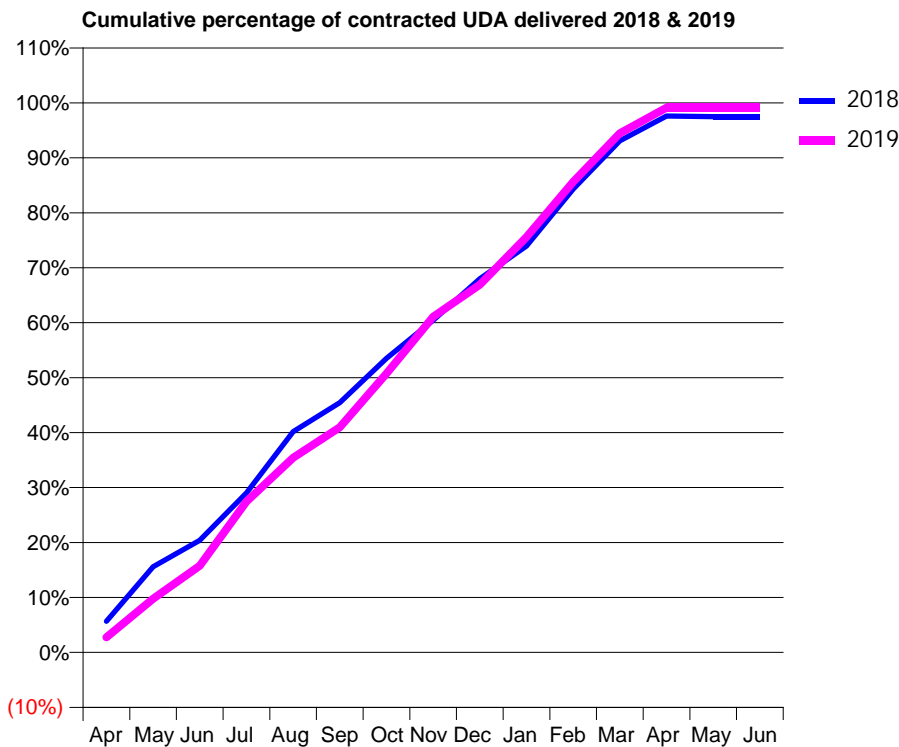
18/19 Contracted general activity (UDA)	12,460
Carry forward general activity (UDA)	313
18/19 Contracted orthodontic activity (UOA)	0
Carry forward orthodontic activity (UOA)	0
Baseline contract value	£324,445.84

ACCESS*

Patients seen in 24 months	Total	Change since previous quarter
Quarter ending March 2018	5,717	
Quarter ending June 2018	5,555	↓
Quarter ending September 2018	5,532	→
Quarter ending December 2018	5,542	→
Quarter ending March 2019	5,579	→
Variance since March 2018	(2.4%)	↓



ACTIVITY



Month	Adjusted Scheduled Activity (UDA)	
	2018	2019
April	705	342
May	1,944	1,217
June	2,541	1,967
July	3,619	3,421
August	5,004	4,415
September	5,661	5,102
October	6,668	6,325
November	7,532	7,613
December	8,472	8,338
January	9,216	9,418
February	10,506	10,668
March	11,597	11,770
April	12,161	12,350
May	12,147	12,350
June	12,147	12,350

QUALITY

	Quantity	Base Number	Contract	AT	Region	England
% of FP17s for the same patient ID Re-attending within 3 months - Children	174	2,431	7.2%	10.7%	11.9%	11.8%
% of FP17s for the same patient ID Re-attending within 3 months - Adults	727	4,025	18.1%	16.1%	16.9%	15.7%
% of FP17s for the same patient ID Re-attending between 3 & 9 months - Children	844	2,431	34.7%	45.1%	48.9%	58.9%
% of FP17s for the same patient ID Re-attending between 3 & 9 months - Adults	1,342	4,025	33.3%	36.9%	38.9%	50.8%
% of FP17s for Band 1 Urgent Courses	776	6,435	12.1%	10.9%	10.7%	9.1%
% of FP17s Relating to Free Repair or Replacements	23	6,435	0.4%	0.5%	0.5%	0.8%
% of FP17s Relating to Continuations	44	6,435	0.7%	0.7%	0.7%	0.9%
% of Patients satisfied with the dentistry they have received	1	1	N/A	89.9%	89.1%	92.5%
% of Patients satisfied with the time they had to wait for an appointment	1	1	N/A	79.6%	83.1%	87.0%

* This is based on patients treated on this contract for their most recent course of treatment. Figures in italics indicate the base number of FP17s or Patient Questionnaire responses are less than 100. N/A is shown where the base number of responses is less than 10 during the period. % is calculated as Quantity/Base number*100

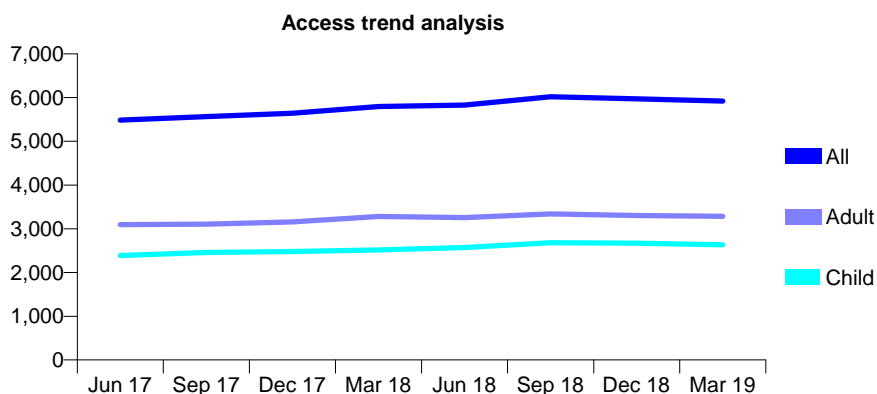
Q61 - Vital Signs At a Glance Contract Report for 250805/0001 - Year end March 2019

Name or company name	Mrs A Chagger and Mr S Chagger
Contract type name	GDS Contract
Purpose of contract	General
Contract start date	01/04/2006
Contract end date	

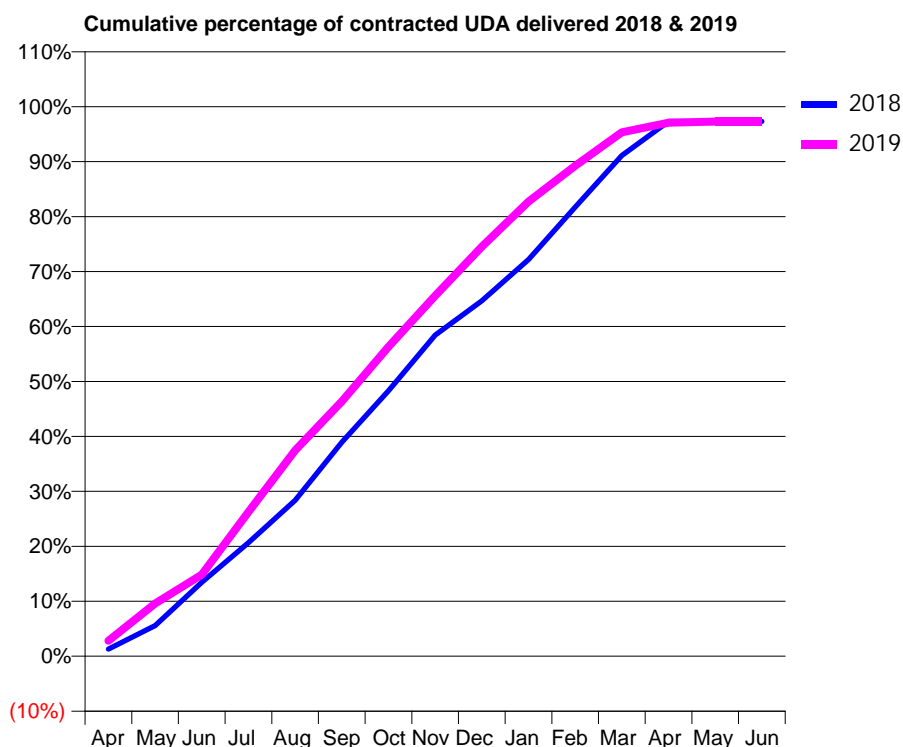
18/19 Contracted general activity (UDA)	20,606
Carry forward general activity (UDA)	556
18/19 Contracted orthodontic activity (UOA)	0
Carry forward orthodontic activity (UOA)	0
Baseline contract value	£600,397.97

ACCESS*

Patients seen in 24 months	Total	Change since previous quarter
Quarter ending March 2018	5,797	
Quarter ending June 2018	5,830	→
Quarter ending September 2018	6,019	↑
Quarter ending December 2018	5,972	→
Quarter ending March 2019	5,923	→
Variance since March 2018	2.2%	↑



ACTIVITY



Month	2018	2019
April	266	579
May	1,150	1,976
June	2,768	3,056
July	4,258	5,409
August	5,849	7,716
September	8,020	9,547
October	9,953	11,602
November	12,044	13,519
December	13,322	15,356
January	14,874	17,042
February	16,846	18,390
March	18,773	19,646
April	20,053	20,002
May	20,041	20,043
June	20,050	20,043

QUALITY

	Quantity	Base Number	Contract	AT	Region	England
% of FP17s for the same patient ID Re-attending within 3 months - Children	237	2,948	8.0%	10.7%	11.9%	11.8%
% of FP17s for the same patient ID Re-attending within 3 months - Adults	489	3,388	14.4%	16.1%	16.9%	15.7%
% of FP17s for the same patient ID Re-attending between 3 & 9 months - Children	1,211	2,948	41.1%	45.1%	48.9%	58.9%
% of FP17s for the same patient ID Re-attending between 3 & 9 months - Adults	1,084	3,388	32.0%	36.9%	38.9%	50.8%
% of FP17s for Band 1 Urgent Courses	603	6,186	9.7%	10.9%	10.7%	9.1%
% of FP17s Relating to Free Repair or Replacements	0	6,186	0.0%	0.5%	0.5%	0.8%
% of FP17s Relating to Continuations	8	6,186	0.1%	0.7%	0.7%	0.9%
% of Patients satisfied with the dentistry they have received	0	1	N/A	89.9%	89.1%	92.5%
% of Patients satisfied with the time they had to wait for an appointment	0	1	N/A	79.6%	83.1%	87.0%

* This is based on patients treated on this contract for their most recent course of treatment. Figures in italics indicate the base number of FP17s or Patient Questionnaire responses are less than 100. N/A is shown where the base number of responses is less than 10 during the period. % is calculated as Quantity/Base number*100

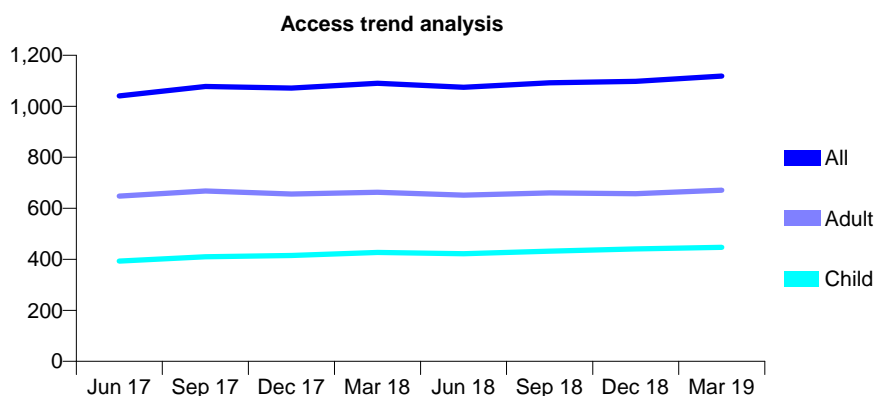
Q61 - Vital Signs At a Glance Contract Report for 250805/0004 - Year end March 2019

Name or company name	MRS A CHAGGER
Contract type name	GDS Contract
Purpose of contract	General
Contract start date	01/02/2011
Contract end date	

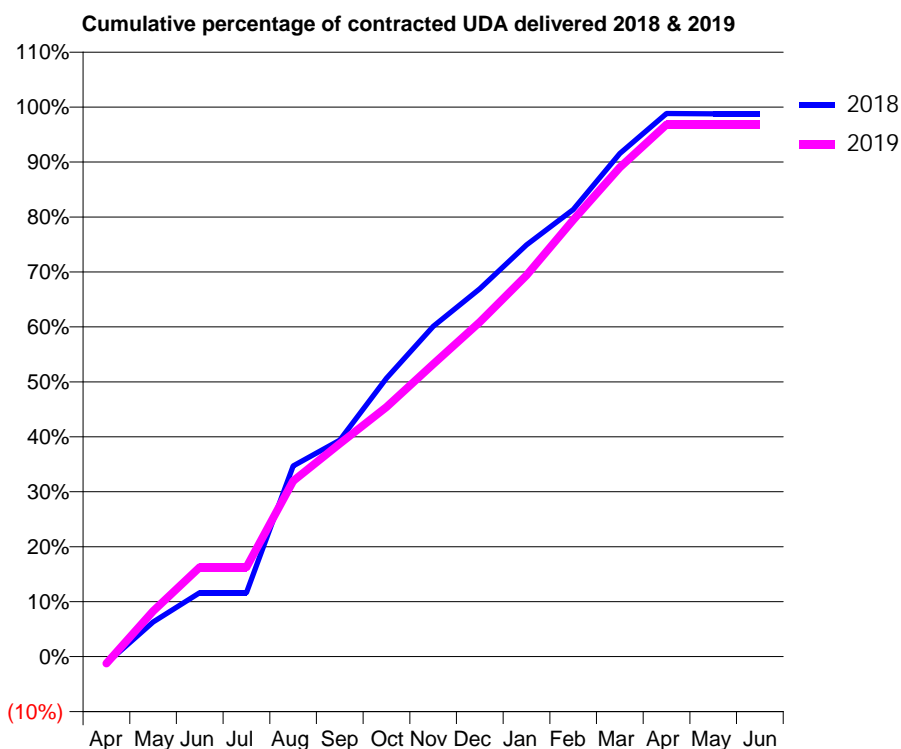
18/19 Contracted general activity (UDA)	3,369
Carry forward general activity (UDA)	42
18/19 Contracted orthodontic activity (UOA)	0
Carry forward orthodontic activity (UOA)	0
Baseline contract value	£105,980.08

ACCESS*

Patients seen in 24 months	Total	Change since previous quarter
Quarter ending March 2018	1,090	
Quarter ending June 2018	1,074	↓
Quarter ending September 2018	1,092	→
Quarter ending December 2018	1,098	→
Quarter ending March 2019	1,118	→
Variance since March 2018	2.6%	↑



ACTIVITY



Month	Adjusted Scheduled Activity (UDA)	
	2018	2019
April	-41	-42
May	213	279
June	392	548
July	392	548
August	1,168	1,077
September	1,327	1,305
October	1,707	1,530
November	2,024	1,793
December	2,255	2,051
January	2,524	2,338
February	2,741	2,677
March	3,084	2,998
April	3,330	3,262
May	3,327	3,262
June	3,327	3,262

QUALITY

	Quantity	Base Number	Contract	AT	Region	England
% of FP17s for the same patient ID Re-attending within 3 months - Children	42	692	6.1%	10.7%	11.9%	11.8%
% of FP17s for the same patient ID Re-attending within 3 months - Adults	89	917	9.7%	16.1%	16.9%	15.7%
% of FP17s for the same patient ID Re-attending between 3 & 9 months - Children	425	692	61.4%	45.1%	48.9%	58.9%
% of FP17s for the same patient ID Re-attending between 3 & 9 months - Adults	603	917	65.8%	36.9%	38.9%	50.8%
% of FP17s for Band 1 Urgent Courses	65	1,631	4.0%	10.9%	10.7%	9.1%
% of FP17s Relating to Free Repair or Replacements	4	1,631	0.2%	0.5%	0.5%	0.8%
% of FP17s Relating to Continuations	1	1,631	0.1%	0.7%	0.7%	0.9%
% of Patients satisfied with the dentistry they have received	0	0	N/A	89.9%	89.1%	92.5%
% of Patients satisfied with the time they had to wait for an appointment	0	0	N/A	79.6%	83.1%	87.0%

* This is based on patients treated on this contract for their most recent course of treatment. Figures in italics indicate the base number of FP17s or Patient Questionnaire responses are less than 100. N/A is shown where the base number of responses is less than 10 during the period. % is calculated as Quantity/Base number*100

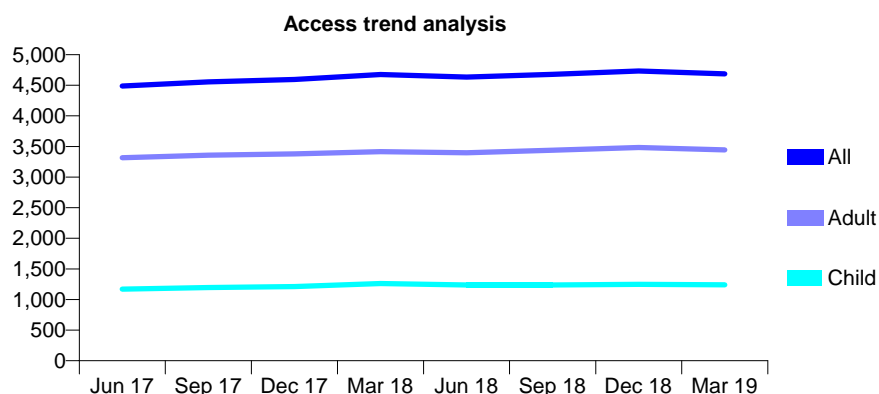
Q61 - Vital Signs At a Glance Contract Report for 251348/0001 - Year end March 2019

Name or company name	MR A MOTAMEDARDAMEH
Contract type name	GDS Contract
Purpose of contract	General
Contract start date	01/04/2006
Contract end date	

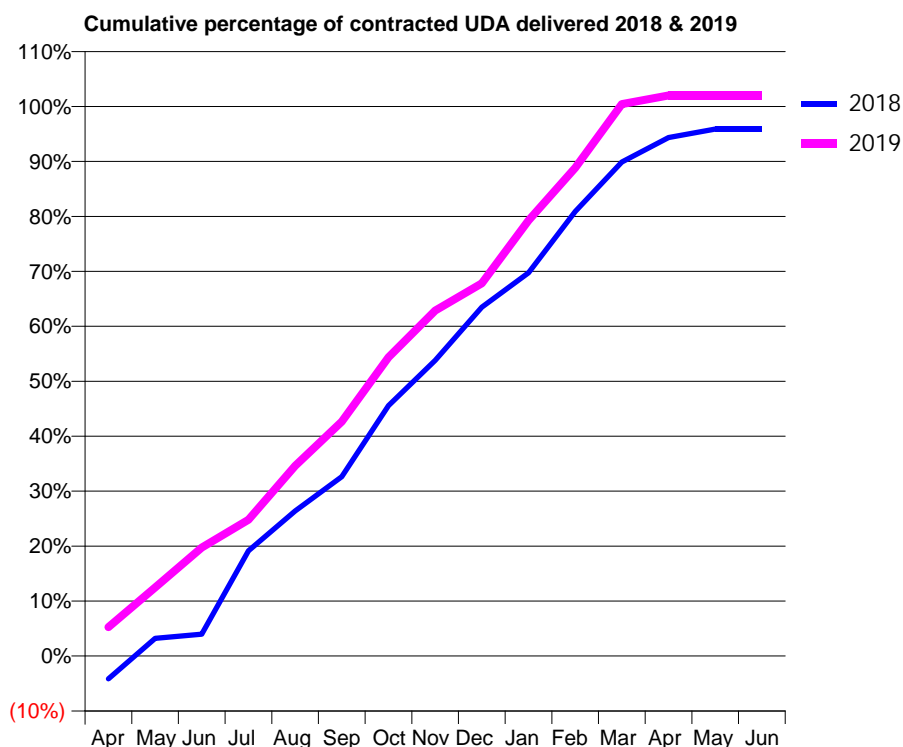
18/19 Contracted general activity (UDA)	15,139
Carry forward general activity (UDA)	0
18/19 Contracted orthodontic activity (UOA)	0
Carry forward orthodontic activity (UOA)	0
Baseline contract value	£400,952.29

ACCESS*

Patients seen in 24 months	Total	Change since previous quarter
Quarter ending March 2018	4,677	
Quarter ending June 2018	4,636	→
Quarter ending September 2018	4,679	→
Quarter ending December 2018	4,734	→
Quarter ending March 2019	4,686	↓
Variance since March 2018	0.2%	→



ACTIVITY



Month	Adjusted Scheduled Activity (UDA)	
	2018	2019
April	-629	794
May	485	1,891
June	601	2,987
July	2,902	3,753
August	3,997	5,240
September	4,941	6,458
October	6,898	8,230
November	8,148	9,516
December	9,608	10,266
January	10,556	12,000
February	12,247	13,448
March	13,611	15,205
April	14,282	15,442
May	14,518	15,442
June	14,518	15,442

QUALITY

	Quantity	Base Number	Contract	AT	Region	England
% of FP17s for the same patient ID Re-attending within 3 months - Children	125	1,458	8.6%	10.7%	11.9%	11.8%
% of FP17s for the same patient ID Re-attending within 3 months - Adults	744	3,732	19.9%	16.1%	16.9%	15.7%
% of FP17s for the same patient ID Re-attending between 3 & 9 months - Children	547	1,458	37.5%	45.1%	48.9%	58.9%
% of FP17s for the same patient ID Re-attending between 3 & 9 months - Adults	989	3,732	26.5%	36.9%	38.9%	50.8%
% of FP17s for Band 1 Urgent Courses	779	5,008	15.6%	10.9%	10.7%	9.1%
% of FP17s Relating to Free Repair or Replacements	46	5,008	0.9%	0.5%	0.5%	0.8%
% of FP17s Relating to Continuations	26	5,008	0.5%	0.7%	0.7%	0.9%
% of Patients satisfied with the dentistry they have received	0	0	N/A	89.9%	89.1%	92.5%
% of Patients satisfied with the time they had to wait for an appointment	0	0	N/A	79.6%	83.1%	87.0%

* This is based on patients treated on this contract for their most recent course of treatment. Figures in italics indicate the base number of FP17s or Patient Questionnaire responses are less than 100. N/A is shown where the base number of responses is less than 10 during the period. % is calculated as Quantity/Base number*100

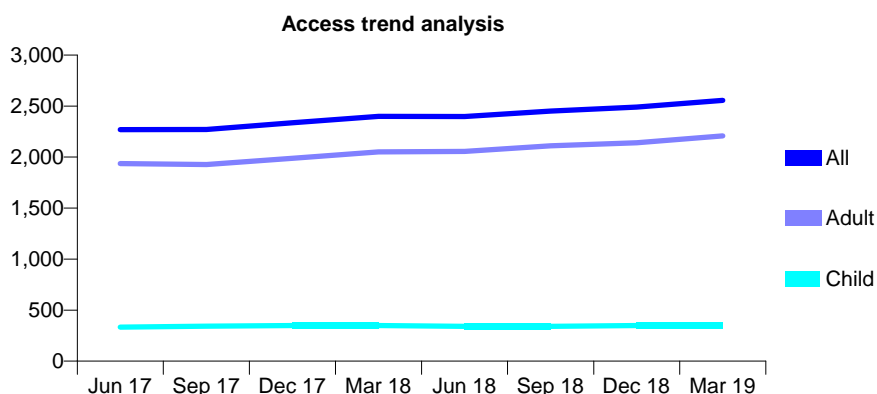
Q61 - Vital Signs At a Glance Contract Report for 256722/0001 - Year end March 2019

Name or company name	MR S PATEL
Contract type name	GDS Contract
Purpose of contract	General
Contract start date	01/04/2006
Contract end date	

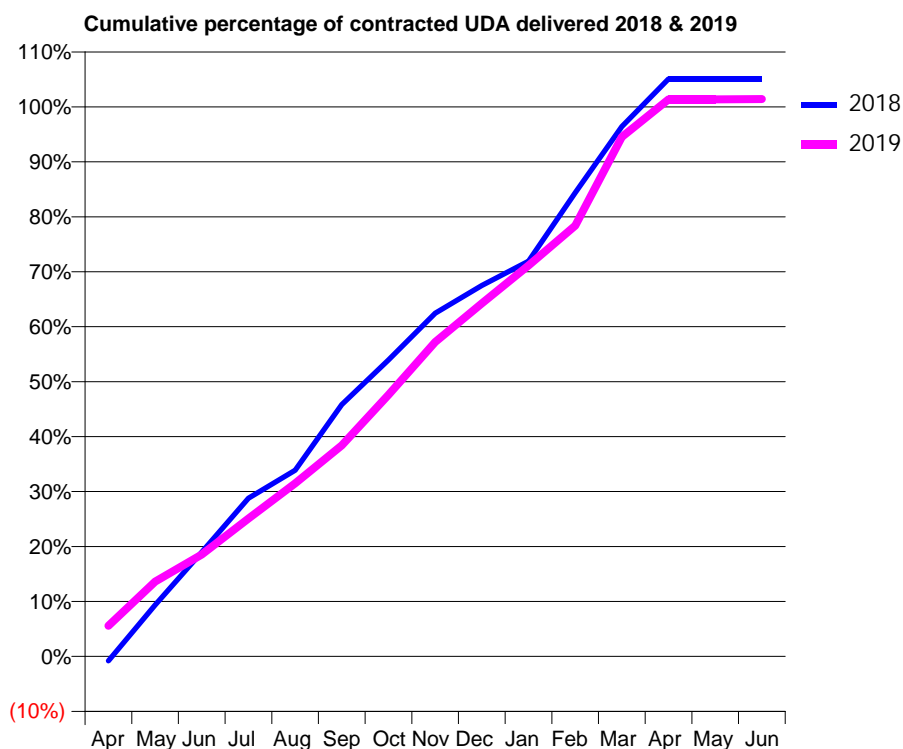
18/19 Contracted general activity (UDA)	4,834
Carry forward general activity (UDA)	-97
18/19 Contracted orthodontic activity (UOA)	0
Carry forward orthodontic activity (UOA)	0
Baseline contract value	£175,485.72

ACCESS*

Patients seen in 24 months	Total	Change since previous quarter
Quarter ending March 2018	2,399	
Quarter ending June 2018	2,398	→
Quarter ending September 2018	2,452	↑
Quarter ending December 2018	2,489	→
Quarter ending March 2019	2,556	↑
Variance since March 2018	6.5%	↑



ACTIVITY



Month	2018	2019
April	-40	269
May	452	658
June	917	897
July	1,392	1,213
August	1,639	1,522
September	2,216	1,856
October	2,609	2,301
November	3,019	2,766
December	3,262	3,105
January	3,477	3,439
February	4,079	3,789
March	4,660	4,569
April	5,079	4,899
May	5,079	4,899
June	5,079	4,903

QUALITY

	Quantity	Base Number	Contract	AT	Region	England
% of FP17s for the same patient ID Re-attending within 3 months - Children	39	427	9.1%	10.7%	11.9%	11.8%
% of FP17s for the same patient ID Re-attending within 3 months - Adults	195	2,196	8.9%	16.1%	16.9%	15.7%
% of FP17s for the same patient ID Re-attending between 3 & 9 months - Children	205	427	48.0%	45.1%	48.9%	58.9%
% of FP17s for the same patient ID Re-attending between 3 & 9 months - Adults	894	2,196	40.7%	36.9%	38.9%	50.8%
% of FP17s for Band 1 Urgent Courses	110	2,183	5.0%	10.9%	10.7%	9.1%
% of FP17s Relating to Free Repair or Replacements	23	2,183	1.1%	0.5%	0.5%	0.8%
% of FP17s Relating to Continuations	3	2,183	0.1%	0.7%	0.7%	0.9%
% of Patients satisfied with the dentistry they have received	0	0	N/A	89.9%	89.1%	92.5%
% of Patients satisfied with the time they had to wait for an appointment	0	0	N/A	79.6%	83.1%	87.0%

* This is based on patients treated on this contract for their most recent course of treatment. Figures in italics indicate the base number of FP17s or Patient Questionnaire responses are less than 100. N/A is shown where the base number of responses is less than 10 during the period. % is calculated as Quantity/Base number*100

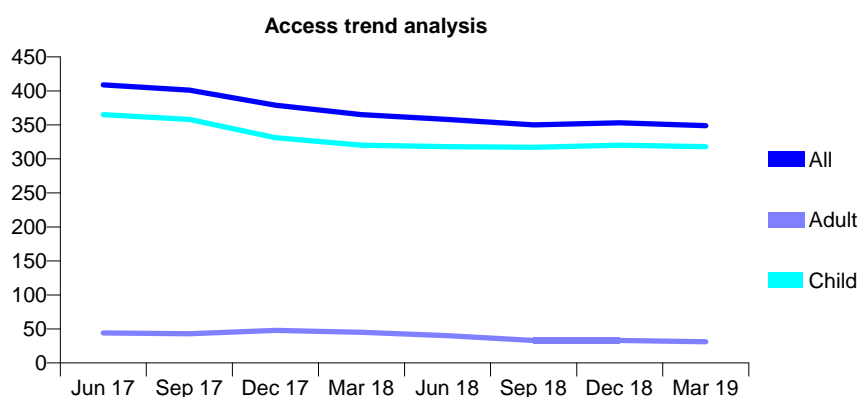
Q61 - Vital Signs At a Glance Contract Report for 256951/0001 - Year end March 2019

Name or company name	MR I DAVIS
Contract type name	GDS Contract
Purpose of contract	General
Contract start date	01/04/2006
Contract end date	

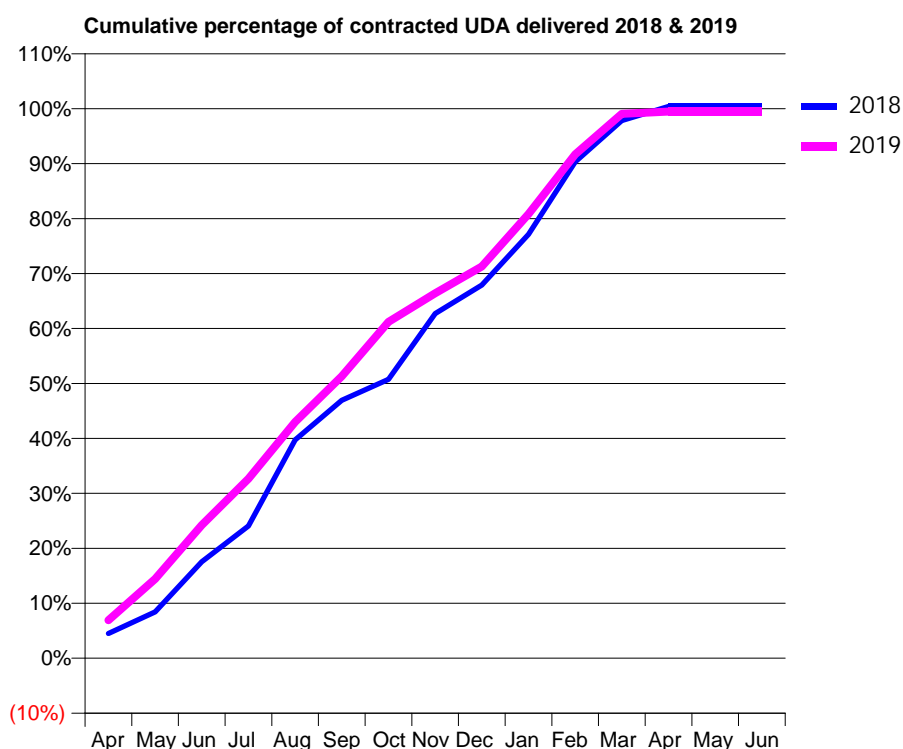
18/19 Contracted general activity (UDA)	735
Carry forward general activity (UDA)	-3
18/19 Contracted orthodontic activity (UOA)	0
Carry forward orthodontic activity (UOA)	0
Baseline contract value	£17,927.61

ACCESS*

Patients seen in 24 months	Total	Change since previous quarter
Quarter ending March 2018	365	
Quarter ending June 2018	358	↓
Quarter ending September 2018	350	↓
Quarter ending December 2018	353	→
Quarter ending March 2019	349	↓
Variance since March 2018	(4.4%)	↓



ACTIVITY



Month	Adjusted Scheduled Activity (UDA)	
	2018	2019
April	33	51
May	62	106
June	129	178
July	177	240
August	292	316
September	345	377
October	373	450
November	461	488
December	499	524
January	567	594
February	664	674
March	719	728
April	738	731
May	738	731
June	738	731

QUALITY

	Quantity	Base Number	Contract	AT	Region	England
% of FP17s for the same patient ID Re-attending within 3 months - Children	18	387	4.7%	10.7%	11.9%	11.8%
% of FP17s for the same patient ID Re-attending within 3 months - Adults	0	10	0.0%	16.1%	16.9%	15.7%
% of FP17s for the same patient ID Re-attending between 3 & 9 months - Children	196	387	50.6%	45.1%	48.9%	58.9%
% of FP17s for the same patient ID Re-attending between 3 & 9 months - Adults	5	10	50.0%	36.9%	38.9%	50.8%
% of FP17s for Band 1 Urgent Courses	0	384	0.0%	10.9%	10.7%	9.1%
% of FP17s Relating to Free Repair or Replacements	0	384	0.0%	0.5%	0.5%	0.8%
% of FP17s Relating to Continuations	0	384	0.0%	0.7%	0.7%	0.9%
% of Patients satisfied with the dentistry they have received	0	0	N/A	89.9%	89.1%	92.5%
% of Patients satisfied with the time they had to wait for an appointment	0	0	N/A	79.6%	83.1%	87.0%

* This is based on patients treated on this contract for their most recent course of treatment.

Figures in italics indicate the base number of FP17s or Patient Questionnaire responses are less than 100. N/A is shown where the base number of responses is less than 10 during the period. % is calculated as Quantity/Base number*100

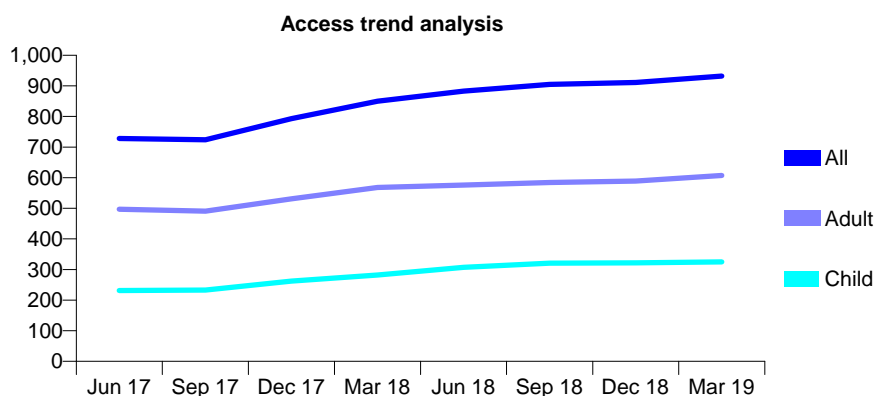
Q61 - Vital Signs At a Glance Contract Report for 258016/0001 - Year end March 2019

Name or company name	MR L KHALILIBEGLOO
Contract type name	GDS Contract
Purpose of contract	General
Contract start date	01/04/2006
Contract end date	

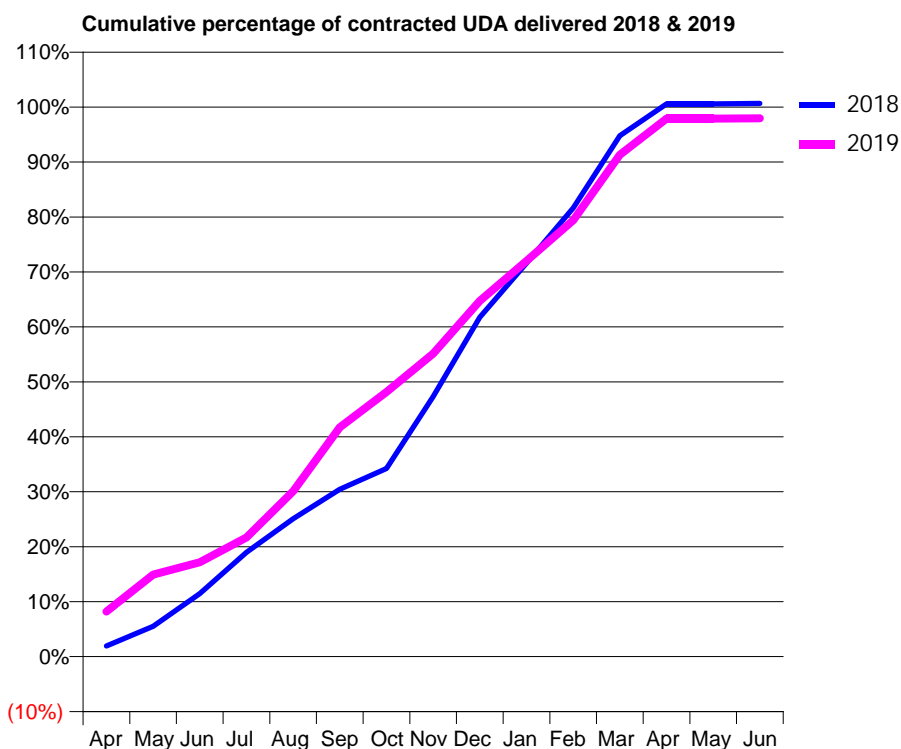
18/19 Contracted general activity (UDA)	1,900
Carry forward general activity (UDA)	-13
18/19 Contracted orthodontic activity (UOA)	0
Carry forward orthodontic activity (UOA)	0
Baseline contract value	£62,163.75

ACCESS*

Patients seen in 24 months	Total	Change since previous quarter
Quarter ending March 2018	850	
Quarter ending June 2018	883	↑
Quarter ending September 2018	905	↑
Quarter ending December 2018	911	→
Quarter ending March 2019	932	↑
Variance since March 2018	9.6%	↑



ACTIVITY



Month	Adjusted Scheduled Activity (UDA)	
	2018	2019
April	37	156
May	105	284
June	218	326
July	360	412
August	477	572
September	578	793
October	650	915
November	899	1,048
December	1,173	1,230
January	1,360	1,368
February	1,551	1,509
March	1,801	1,735
April	1,911	1,860
May	1,911	1,860
June	1,913	1,861

QUALITY

	Quantity	Base Number	Contract	AT	Region	England
% of FP17s for the same patient ID Re-attending within 3 months - Children	2	309	0.6%	10.7%	11.9%	11.8%
% of FP17s for the same patient ID Re-attending within 3 months - Adults	17	526	3.2%	16.1%	16.9%	15.7%
% of FP17s for the same patient ID Re-attending between 3 & 9 months - Children	110	309	35.6%	45.1%	48.9%	58.9%
% of FP17s for the same patient ID Re-attending between 3 & 9 months - Adults	183	526	34.8%	36.9%	38.9%	50.8%
% of FP17s for Band 1 Urgent Courses	0	865	0.0%	10.9%	10.7%	9.1%
% of FP17s Relating to Free Repair or Replacements	2	865	0.2%	0.5%	0.5%	0.8%
% of FP17s Relating to Continuations	5	865	0.6%	0.7%	0.7%	0.9%
% of Patients satisfied with the dentistry they have received	0	0	N/A	89.9%	89.1%	92.5%
% of Patients satisfied with the time they had to wait for an appointment	0	0	N/A	79.6%	83.1%	87.0%

* This is based on patients treated on this contract for their most recent course of treatment. Figures in italics indicate the base number of FP17s or Patient Questionnaire responses are less than 100. N/A is shown where the base number of responses is less than 10 during the period. % is calculated as Quantity/Base number*100

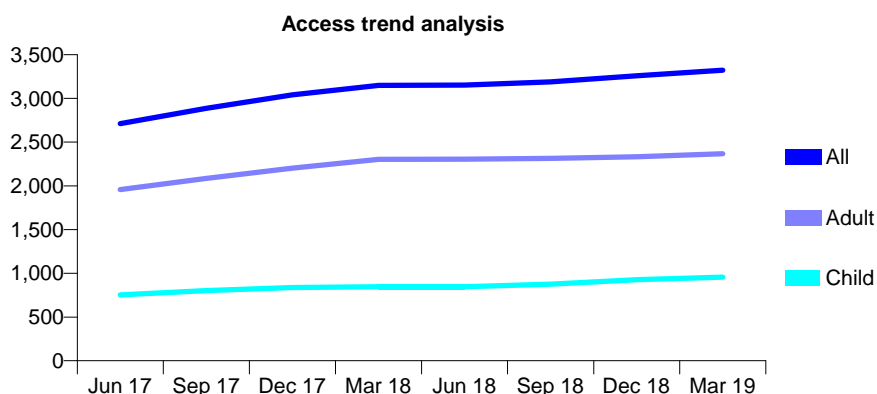
Q61 - Vital Signs At a Glance Contract Report for 269824/0001 - Year end March 2019

Name or company name	MR A SHARMA
Contract type name	GDS Contract
Purpose of contract	General
Contract start date	01/01/2016
Contract end date	

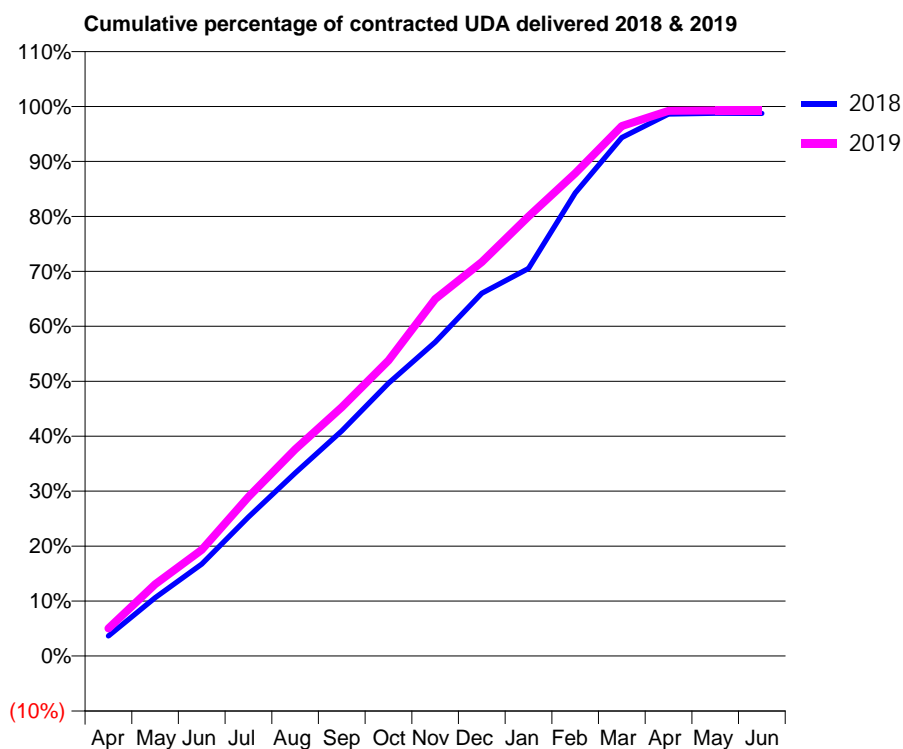
18/19 Contracted general activity (UDA)	8,143
Carry forward general activity (UDA)	103
18/19 Contracted orthodontic activity (UOA)	0
Carry forward orthodontic activity (UOA)	0
Baseline contract value	£219,262.20

ACCESS*

Patients seen in 24 months	Total	Change since previous quarter
Quarter ending March 2018	3,149	
Quarter ending June 2018	3,152	→
Quarter ending September 2018	3,190	→
Quarter ending December 2018	3,259	↑
Quarter ending March 2019	3,322	→
Variance since March 2018	5.5%	↑



ACTIVITY



Month	Adjusted Scheduled Activity (UDA)	
	2018	2019
April	297	411
May	864	1,064
June	1,363	1,574
July	2,061	2,359
August	2,712	3,064
September	3,335	3,687
October	4,042	4,378
November	4,653	5,289
December	5,377	5,838
January	5,744	6,515
February	6,861	7,153
March	7,681	7,853
April	8,032	8,077
May	8,041	8,083
June	8,040	8,083

QUALITY

	Quantity	Base Number	Contract	AT	Region	England
% of FP17s for the same patient ID Re-attending within 3 months - Children	113	1,396	8.1%	10.7%	11.9%	11.8%
% of FP17s for the same patient ID Re-attending within 3 months - Adults	383	2,946	13.0%	16.1%	16.9%	15.7%
% of FP17s for the same patient ID Re-attending between 3 & 9 months - Children	754	1,396	54.0%	45.1%	48.9%	58.9%
% of FP17s for the same patient ID Re-attending between 3 & 9 months - Adults	1,409	2,946	47.8%	36.9%	38.9%	50.8%
% of FP17s for Band 1 Urgent Courses	308	4,343	7.1%	10.9%	10.7%	9.1%
% of FP17s Relating to Free Repair or Replacements	55	4,343	1.3%	0.5%	0.5%	0.8%
% of FP17s Relating to Continuations	21	4,343	0.5%	0.7%	0.7%	0.9%
% of Patients satisfied with the dentistry they have received	0	0	N/A	89.9%	89.1%	92.5%
% of Patients satisfied with the time they had to wait for an appointment	0	0	N/A	79.6%	83.1%	87.0%

* This is based on patients treated on this contract for their most recent course of treatment. Figures in italics indicate the base number of FP17s or Patient Questionnaire responses are less than 100. N/A is shown where the base number of responses is less than 10 during the period. % is calculated as Quantity/Base number*100

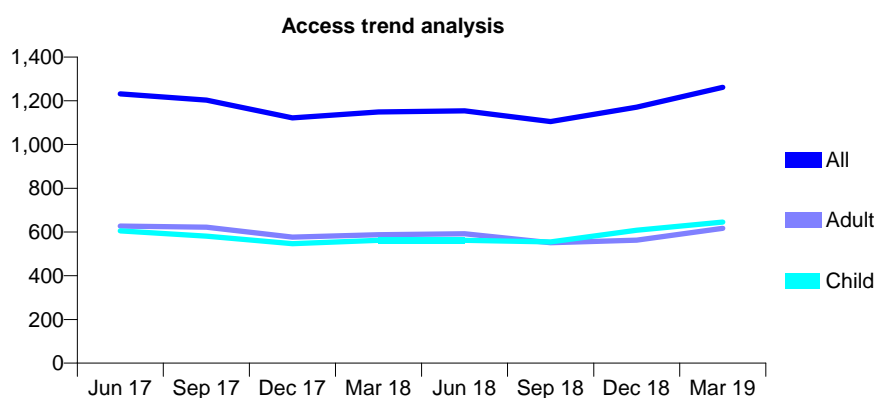
Q61 - Vital Signs At a Glance Contract Report for 270180/0001 - Year end March 2019

Name or company name	MR SS SIHRA
Contract type name	GDS Contract
Purpose of contract	General
Contract start date	01/04/2006
Contract end date	

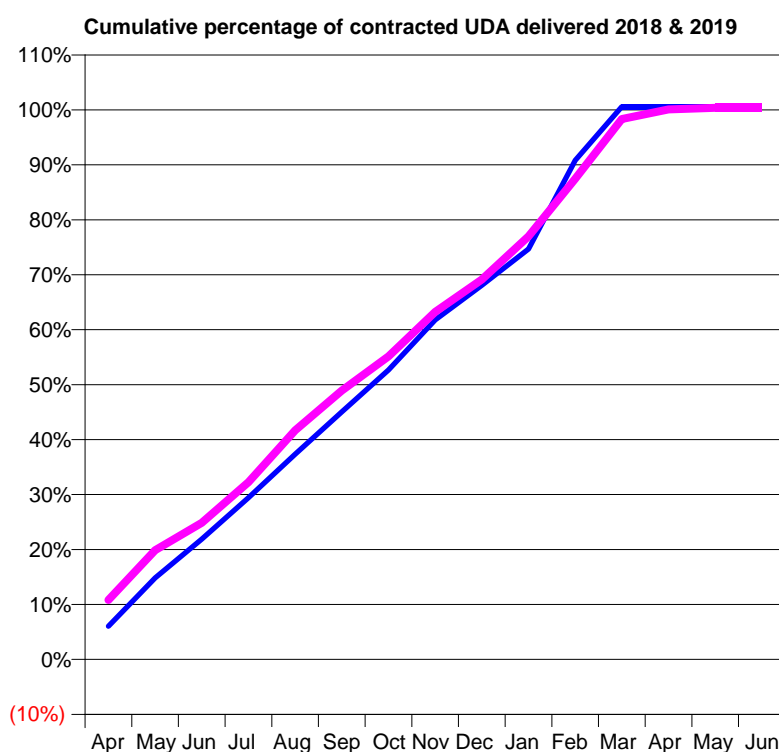
18/19 Contracted general activity (UDA)	4,009
Carry forward general activity (UDA)	-23
18/19 Contracted orthodontic activity (UOA)	0
Carry forward orthodontic activity (UOA)	0
Baseline contract value	£132,107.93

ACCESS*

Patients seen in 24 months	Total	Change since previous quarter
Quarter ending March 2018	1,149	
Quarter ending June 2018	1,154	→
Quarter ending September 2018	1,105	↓
Quarter ending December 2018	1,171	↑
Quarter ending March 2019	1,262	↑
Variance since March 2018	9.8%	↑



ACTIVITY



Month	2018	2019
April	243	434
May	595	797
June	878	996
July	1,180	1,294
August	1,497	1,671
September	1,806	1,961
October	2,112	2,211
November	2,478	2,536
December	2,730	2,771
January	2,994	3,086
February	3,641	3,506
March	4,032	3,941
April	4,032	4,011
May	4,032	4,024
June	4,032	4,024

QUALITY

	Quantity	Base Number	Contract	AT	Region	England
% of FP17s for the same patient ID Re-attending within 3 months - Children	52	935	5.6%	10.7%	11.9%	11.8%
% of FP17s for the same patient ID Re-attending within 3 months - Adults	49	610	8.0%	16.1%	16.9%	15.7%
% of FP17s for the same patient ID Re-attending between 3 & 9 months - Children	485	935	51.9%	45.1%	48.9%	58.9%
% of FP17s for the same patient ID Re-attending between 3 & 9 months - Adults	224	610	36.7%	36.9%	38.9%	50.8%
% of FP17s for Band 1 Urgent Courses	11	1,333	0.8%	10.9%	10.7%	9.1%
% of FP17s Relating to Free Repair or Replacements	0	1,333	0.0%	0.5%	0.5%	0.8%
% of FP17s Relating to Continuations	23	1,333	1.7%	0.7%	0.7%	0.9%
% of Patients satisfied with the dentistry they have received	0	0	N/A	89.9%	89.1%	92.5%
% of Patients satisfied with the time they had to wait for an appointment	0	0	N/A	79.6%	83.1%	87.0%

* This is based on patients treated on this contract for their most recent course of treatment. Figures in italics indicate the base number of FP17s or Patient Questionnaire responses are less than 100. N/A is shown where the base number of responses is less than 10 during the period. % is calculated as Quantity/Base number*100

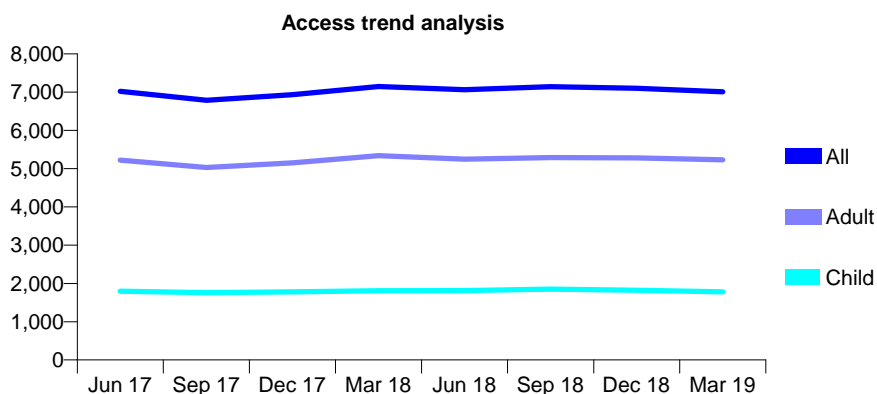
Q61 - Vital Signs At a Glance Contract Report for 277371/0001 - Year end March 2019

Name or company name	MRS K SIVAGURUNATHAN
Contract type name	GDS Contract
Purpose of contract	General
Contract start date	01/04/2006
Contract end date	

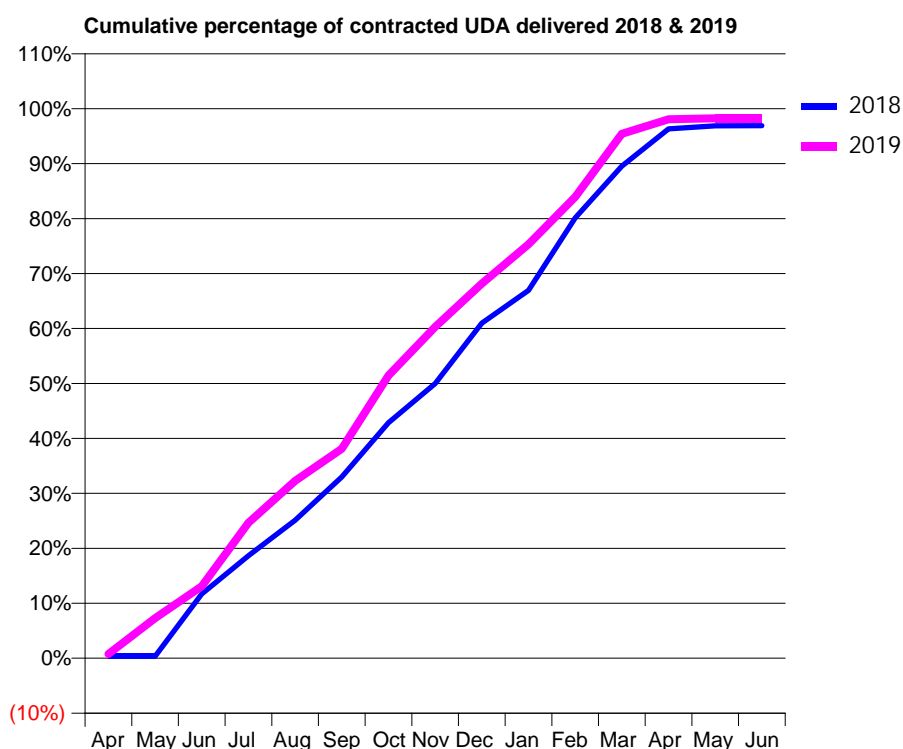
18/19 Contracted general activity (UDA)	20,252
Carry forward general activity (UDA)	627
18/19 Contracted orthodontic activity (UOA)	0
Carry forward orthodontic activity (UOA)	0
Baseline contract value	£534,947.45

ACCESS*

Patients seen in 24 months	Total	Change since previous quarter
Quarter ending March 2018	7,147	
Quarter ending June 2018	7,063	↓
Quarter ending September 2018	7,139	→
Quarter ending December 2018	7,104	→
Quarter ending March 2019	7,009	↓
Variance since March 2018	(1.9%)	↓



ACTIVITY



Month	2018	2019
April	76	158
May	76	1,478
June	2,369	2,650
July	3,778	4,990
August	5,089	6,540
September	6,680	7,718
October	8,675	10,420
November	10,125	12,213
December	12,348	13,803
January	13,555	15,252
February	16,225	17,002
March	18,130	19,323
April	19,510	19,863
May	19,621	19,895
June	19,625	19,895

QUALITY

	Quantity	Base Number	Contract	AT	Region	England
% of FP17s for the same patient ID Re-attending within 3 months - Children	129	1,994	6.5%	10.7%	11.9%	11.8%
% of FP17s for the same patient ID Re-attending within 3 months - Adults	751	5,605	13.4%	16.1%	16.9%	15.7%
% of FP17s for the same patient ID Re-attending between 3 & 9 months - Children	782	1,994	39.2%	45.1%	48.9%	58.9%
% of FP17s for the same patient ID Re-attending between 3 & 9 months - Adults	2,097	5,605	37.4%	36.9%	38.9%	50.8%
% of FP17s for Band 1 Urgent Courses	683	7,389	9.2%	10.9%	10.7%	9.1%
% of FP17s Relating to Free Repair or Replacements	29	7,389	0.4%	0.5%	0.5%	0.8%
% of FP17s Relating to Continuations	78	7,389	1.1%	0.7%	0.7%	0.9%
% of Patients satisfied with the dentistry they have received	2	2	N/A	89.9%	89.1%	92.5%
% of Patients satisfied with the time they had to wait for an appointment	2	2	N/A	79.6%	83.1%	87.0%

* This is based on patients treated on this contract for their most recent course of treatment. Figures in italics indicate the base number of FP17s or Patient Questionnaire responses are less than 100. N/A is shown where the base number of responses is less than 10 during the period. % is calculated as Quantity/Base number*100

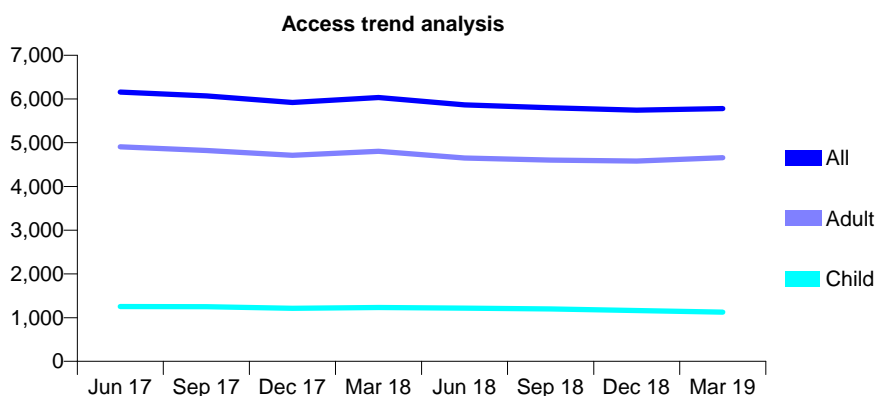
Q61 - Vital Signs At a Glance Contract Report for 277371/0002 - Year end March 2019

Name or company name	MRS K SIVAGURUNATHAN
Contract type name	GDS Contract
Purpose of contract	General
Contract start date	01/11/2007
Contract end date	

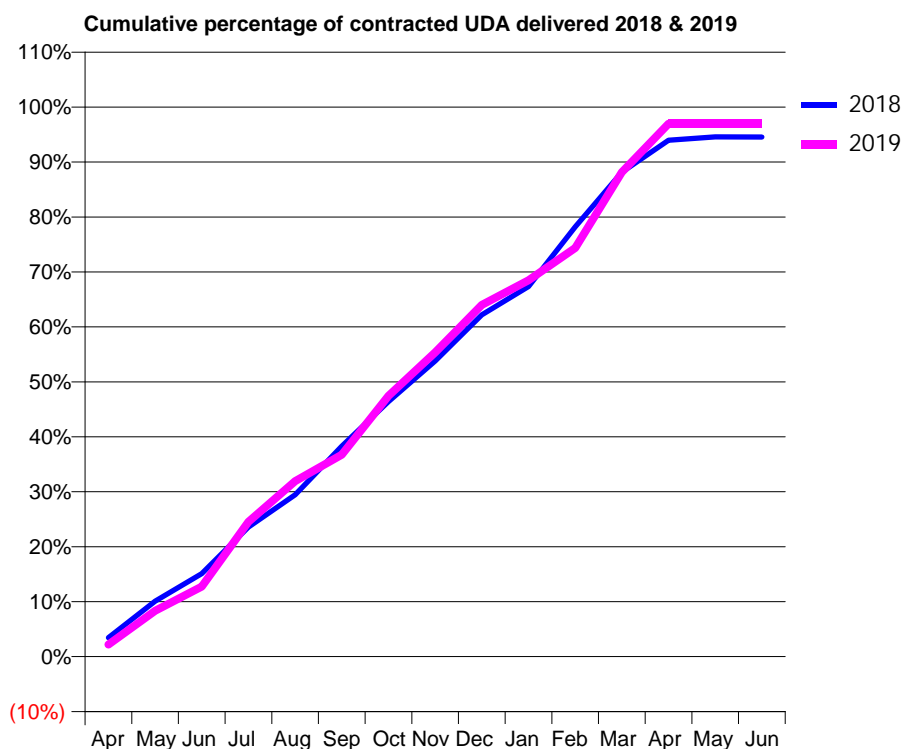
18/19 Contracted general activity (UDA)	19,281
Carry forward general activity (UDA)	0
18/19 Contracted orthodontic activity (UOA)	0
Carry forward orthodontic activity (UOA)	0
Baseline contract value	£559,866.41

ACCESS*

Patients seen in 24 months	Total	Change since previous quarter
Quarter ending March 2018	6,035	
Quarter ending June 2018	5,867	↓
Quarter ending September 2018	5,799	↓
Quarter ending December 2018	5,745	→
Quarter ending March 2019	5,783	→
Variance since March 2018	(4.2%)	↓



ACTIVITY



Month	Adjusted Scheduled Activity (UDA)	
	2018	2019
April	668	424
May	1,948	1,613
June	2,912	2,457
July	4,545	4,733
August	5,679	6,153
September	7,379	7,085
October	8,947	9,150
November	10,377	10,680
December	11,988	12,341
January	12,986	13,199
February	15,078	14,338
March	16,994	16,990
April	18,116	18,693
May	18,234	18,695
June	18,233	18,695

QUALITY

	Quantity	Base Number	Contract	AT	Region	England
% of FP17s for the same patient ID Re-attending within 3 months - Children	119	1,344	8.9%	10.7%	11.9%	11.8%
% of FP17s for the same patient ID Re-attending within 3 months - Adults	478	4,803	10.0%	16.1%	16.9%	15.7%
% of FP17s for the same patient ID Re-attending between 3 & 9 months - Children	543	1,344	40.4%	45.1%	48.9%	58.9%
% of FP17s for the same patient ID Re-attending between 3 & 9 months - Adults	1,751	4,803	36.5%	36.9%	38.9%	50.8%
% of FP17s for Band 1 Urgent Courses	274	6,268	4.4%	10.9%	10.7%	9.1%
% of FP17s Relating to Free Repair or Replacements	23	6,268	0.4%	0.5%	0.5%	0.8%
% of FP17s Relating to Continuations	23	6,268	0.4%	0.7%	0.7%	0.9%
% of Patients satisfied with the dentistry they have received	3	3	N/A	89.9%	89.1%	92.5%
% of Patients satisfied with the time they had to wait for an appointment	2	3	N/A	79.6%	83.1%	87.0%

* This is based on patients treated on this contract for their most recent course of treatment. Figures in italics indicate the base number of FP17s or Patient Questionnaire responses are less than 100. N/A is shown where the base number of responses is less than 10 during the period. % is calculated as Quantity/Base number*100

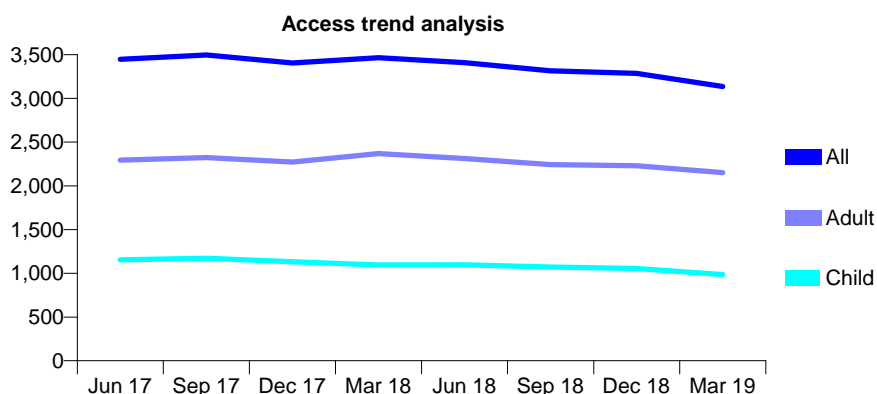
Q61 - Vital Signs At a Glance Contract Report for 277495/0001 - Year end March 2019

Name or company name	DR A ALSAM
Contract type name	GDS Contract
Purpose of contract	General
Contract start date	01/04/2006
Contract end date	

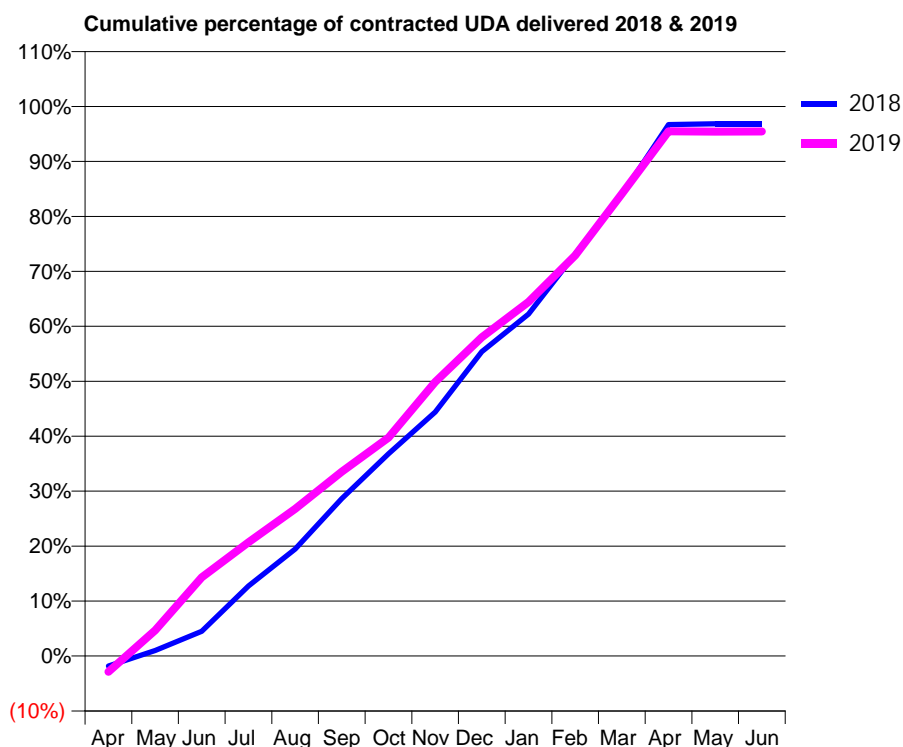
18/19 Contracted general activity (UDA)	7,861
Carry forward general activity (UDA)	248
18/19 Contracted orthodontic activity (UOA)	0
Carry forward orthodontic activity (UOA)	0
Baseline contract value	£226,384.97

ACCESS*

Patients seen in 24 months	Total	Change since previous quarter
Quarter ending March 2018	3,465	
Quarter ending June 2018	3,410	↓
Quarter ending September 2018	3,314	↓
Quarter ending December 2018	3,285	→
Quarter ending March 2019	3,137	↓
Variance since March 2018	(9.5%)	↓



ACTIVITY



Month	Adjusted Scheduled Activity (UDA)	
	2018	2019
April	-144	-229
May	79	367
June	355	1,127
July	1,003	1,627
August	1,531	2,104
September	2,253	2,638
October	2,893	3,124
November	3,490	3,921
December	4,353	4,559
January	4,890	5,066
February	5,752	5,731
March	6,596	6,611
April	7,602	7,505
May	7,612	7,501
June	7,613	7,504

QUALITY

	Quantity	Base Number	Contract	AT	Region	England
% of FP17s for the same patient ID Re-attending within 3 months - Children	77	1,100	7.0%	10.7%	11.9%	11.8%
% of FP17s for the same patient ID Re-attending within 3 months - Adults	245	2,056	11.9%	16.1%	16.9%	15.7%
% of FP17s for the same patient ID Re-attending between 3 & 9 months - Children	432	1,100	39.3%	45.1%	48.9%	58.9%
% of FP17s for the same patient ID Re-attending between 3 & 9 months - Adults	585	2,056	28.5%	36.9%	38.9%	50.8%
% of FP17s for Band 1 Urgent Courses	325	3,072	10.6%	10.9%	10.7%	9.1%
% of FP17s Relating to Free Repair or Replacements	0	3,072	0.0%	0.5%	0.5%	0.8%
% of FP17s Relating to Continuations	0	3,072	0.0%	0.7%	0.7%	0.9%
% of Patients satisfied with the dentistry they have received	0	0	N/A	89.9%	89.1%	92.5%
% of Patients satisfied with the time they had to wait for an appointment	0	0	N/A	79.6%	83.1%	87.0%

* This is based on patients treated on this contract for their most recent course of treatment. Figures in italics indicate the base number of FP17s or Patient Questionnaire responses are less than 100. N/A is shown where the base number of responses is less than 10 during the period. % is calculated as Quantity/Base number*100

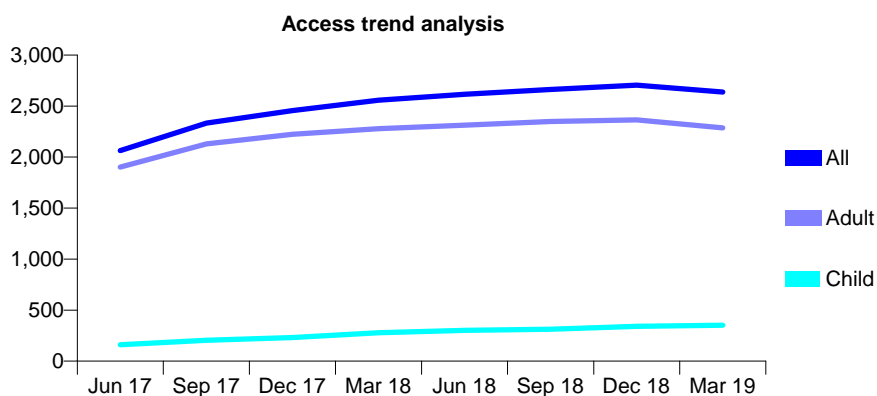
Q61 - Vital Signs At a Glance Contract Report for 285978/0002 - Year end March 2019

Name or company name	MR A DEMETRIOU
Contract type name	GDS Contract
Purpose of contract	General
Contract start date	01/09/2015
Contract end date	

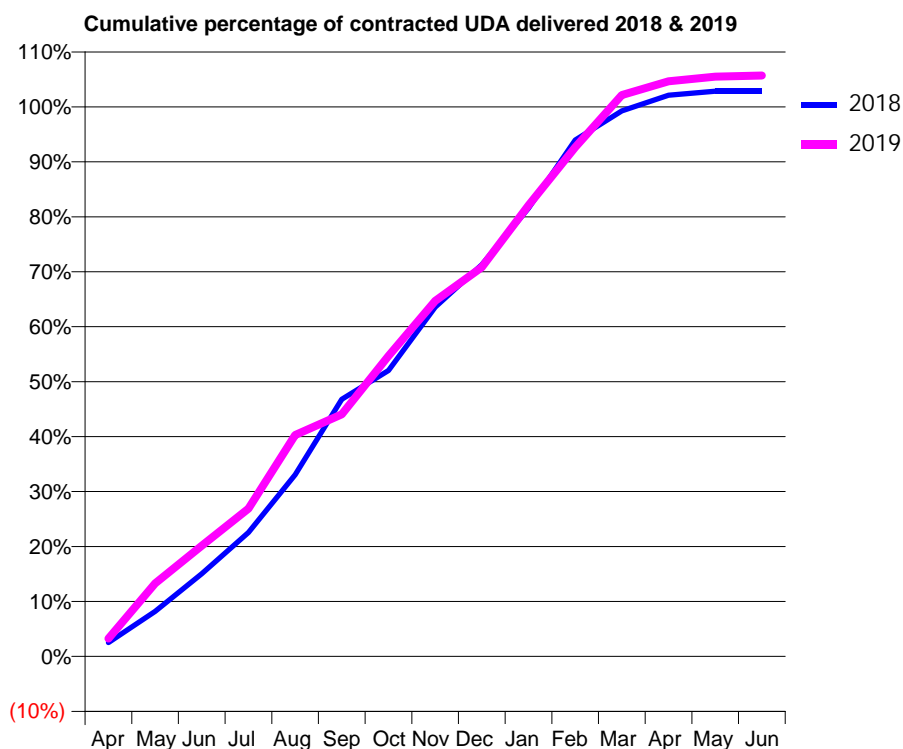
18/19 Contracted general activity (UDA)	6,809
Carry forward general activity (UDA)	-136
18/19 Contracted orthodontic activity (UOA)	0
Carry forward orthodontic activity (UOA)	0
Baseline contract value	£153,447.42

ACCESS*

Patients seen in 24 months	Total	Change since previous quarter
Quarter ending March 2018	2,558	
Quarter ending June 2018	2,615	↑
Quarter ending September 2018	2,662	→
Quarter ending December 2018	2,705	→
Quarter ending March 2019	2,637	↓
Variance since March 2018	3.1%	↑



ACTIVITY



Month	2018	2019
April	171	222
May	559	907
June	1,025	1,371
July	1,536	1,832
August	2,252	2,743
September	3,186	3,000
October	3,544	3,723
November	4,328	4,406
December	4,853	4,821
January	5,552	5,589
February	6,398	6,309
March	6,759	6,955
April	6,952	7,126
May	7,002	7,184
June	7,002	7,196

QUALITY

	Quantity	Base Number	Contract	AT	Region	England
% of FP17s for the same patient ID Re-attending within 3 months - Children	46	391	11.8%	10.7%	11.9%	11.8%
% of FP17s for the same patient ID Re-attending within 3 months - Adults	234	1,921	12.2%	16.1%	16.9%	15.7%
% of FP17s for the same patient ID Re-attending between 3 & 9 months - Children	127	391	32.5%	45.1%	48.9%	58.9%
% of FP17s for the same patient ID Re-attending between 3 & 9 months - Adults	447	1,921	23.3%	36.9%	38.9%	50.8%
% of FP17s for Band 1 Urgent Courses	160	2,309	6.9%	10.9%	10.7%	9.1%
% of FP17s Relating to Free Repair or Replacements	55	2,309	2.4%	0.5%	0.5%	0.8%
% of FP17s Relating to Continuations	0	2,309	0.0%	0.7%	0.7%	0.9%
% of Patients satisfied with the dentistry they have received	5	5	N/A	89.9%	89.1%	92.5%
% of Patients satisfied with the time they had to wait for an appointment	5	5	N/A	79.6%	83.1%	87.0%

* This is based on patients treated on this contract for their most recent course of treatment. Figures in italics indicate the base number of FP17s or Patient Questionnaire responses are less than 100. N/A is shown where the base number of responses is less than 10 during the period. % is calculated as Quantity/Base number*100

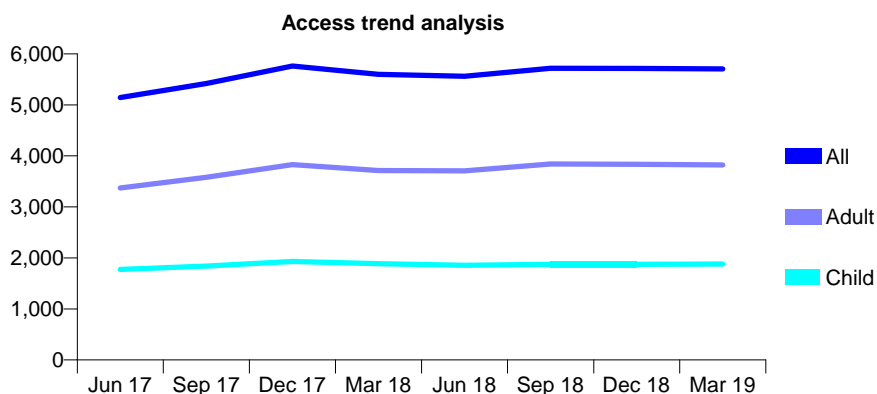
Q61 - Vital Signs At a Glance Contract Report for 299049/0001 - Year end March 2019

Name or company name	MISS R SHAH
Contract type name	GDS Contract
Purpose of contract	General
Contract start date	01/01/2016
Contract end date	

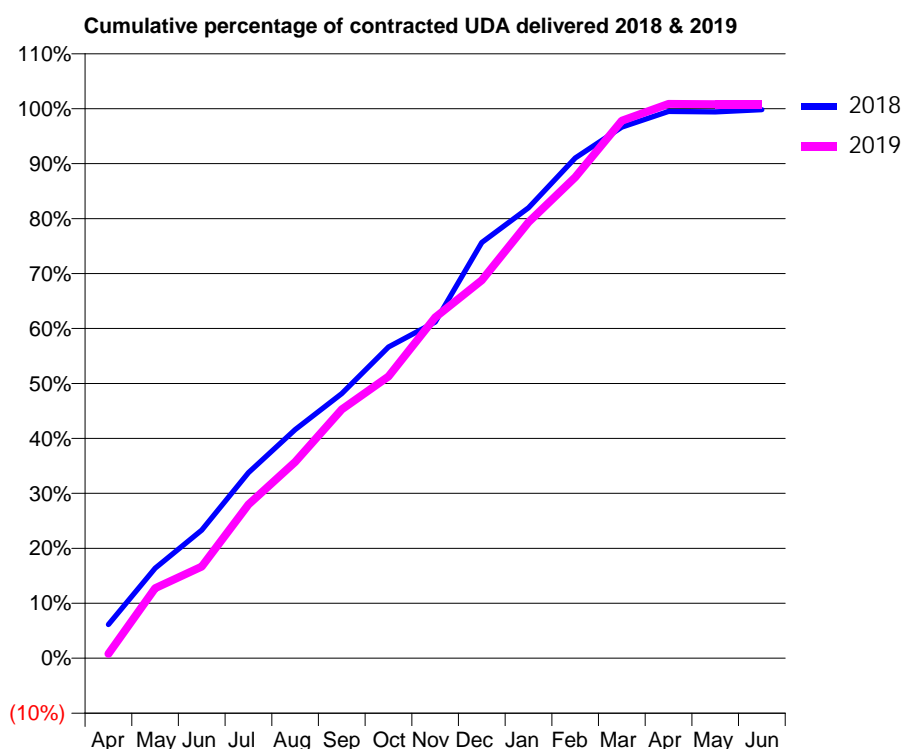
18/19 Contracted general activity (UDA)	14,112
Carry forward general activity (UDA)	26
18/19 Contracted orthodontic activity (UOA)	0
Carry forward orthodontic activity (UOA)	0
Baseline contract value	£359,621.84

ACCESS*

Patients seen in 24 months	Total	Change since previous quarter
Quarter ending March 2018	5,598	
Quarter ending June 2018	5,560	→
Quarter ending September 2018	5,720	↑
Quarter ending December 2018	5,714	→
Quarter ending March 2019	5,706	→
Variance since March 2018	1.9%	→



ACTIVITY



Month	Adjusted Scheduled Activity (UDA)	
	2018	2019
April	866	113
May	2,314	1,798
June	3,291	2,355
July	4,765	3,946
August	5,871	5,043
September	6,795	6,388
October	7,993	7,235
November	8,631	8,752
December	10,677	9,708
January	11,565	11,197
February	12,845	12,350
March	13,639	13,803
April	14,043	14,236
May	14,028	14,228
June	14,086	14,225

QUALITY

	Quantity	Base Number	Contract	AT	Region	England
% of FP17s for the same patient ID Re-attending within 3 months - Children	147	2,326	6.3%	10.7%	11.9%	11.8%
% of FP17s for the same patient ID Re-attending within 3 months - Adults	353	4,089	8.6%	16.1%	16.9%	15.7%
% of FP17s for the same patient ID Re-attending between 3 & 9 months - Children	1,159	2,326	49.8%	45.1%	48.9%	58.9%
% of FP17s for the same patient ID Re-attending between 3 & 9 months - Adults	1,782	4,089	43.6%	36.9%	38.9%	50.8%
% of FP17s for Band 1 Urgent Courses	384	6,404	6.0%	10.9%	10.7%	9.1%
% of FP17s Relating to Free Repair or Replacements	49	6,404	0.8%	0.5%	0.5%	0.8%
% of FP17s Relating to Continuations	3	6,404	0.0%	0.7%	0.7%	0.9%
% of Patients satisfied with the dentistry they have received	2	2	N/A	89.9%	89.1%	92.5%
% of Patients satisfied with the time they had to wait for an appointment	2	2	N/A	79.6%	83.1%	87.0%

* This is based on patients treated on this contract for their most recent course of treatment.

Figures in italics indicate the base number of FP17s or Patient Questionnaire responses are less than 100. N/A is shown where the base number of responses is less than 10 during the period. % is calculated as Quantity/Base number*100

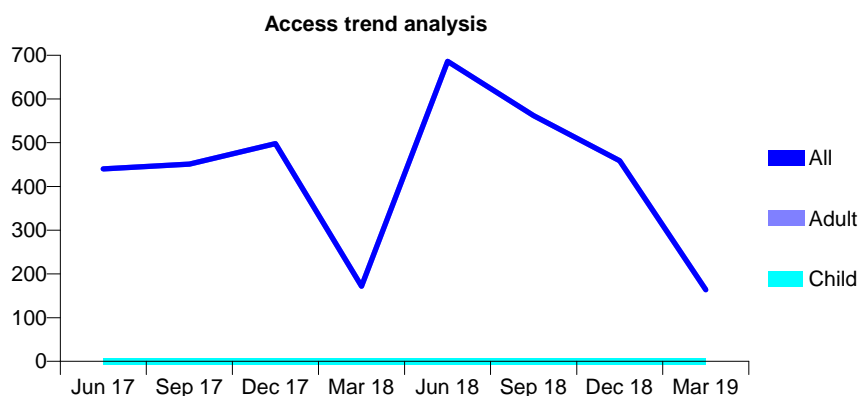
Q61 - Vital Signs At a Glance Contract Report for 302139/0003 - Year end March 2019

Name or company name	MR VA PATEL
Contract type name	PDS Contract
Purpose of contract	General
Contract start date	01/04/2014
Contract end date	30/06/2018

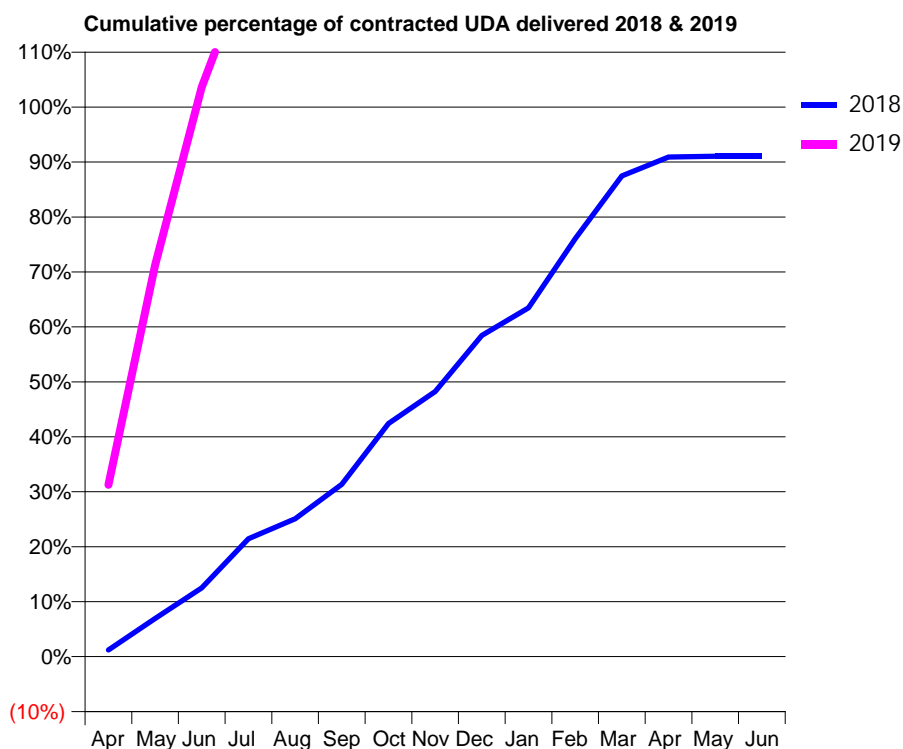
18/19 Contracted general activity (UDA)	550
Carry forward general activity (UDA)	0
18/19 Contracted orthodontic activity (UOA)	0
Carry forward orthodontic activity (UOA)	0
Baseline contract value	£29,322.11

ACCESS*

Patients seen in 24 months	Total	Change since previous quarter
Quarter ending March 2018	172	
Quarter ending June 2018	686	↑
Quarter ending September 2018	562	↓
Quarter ending December 2018	459	↓
Quarter ending March 2019	164	↓
Variance since March 2018	(4.7%)	↓



ACTIVITY



Month	Adjusted Scheduled Activity (UDA)	
	2018	2019
April	27	172
May	153	392
June	275	570
July	472	693
August	552	693
September	690	693
October	933	693
November	1,061	693
December	1,285	693
January	1,396	693
February	1,673	693
March	1,924	693
April	2,000	693
May	2,003	693
June	2,003	693

QUALITY

	Quantity	Base Number	Contract	AT	Region	England
% of FP17s for the same patient ID Re-attending within 3 months - Children	0	0	N/A	10.7%	11.9%	11.8%
% of FP17s for the same patient ID Re-attending within 3 months - Adults	14	279	5.0%	16.1%	16.9%	15.7%
% of FP17s for the same patient ID Re-attending between 3 & 9 months - Children	0	0	N/A	45.1%	48.9%	58.9%
% of FP17s for the same patient ID Re-attending between 3 & 9 months - Adults	1	279	0.4%	36.9%	38.9%	50.8%
% of FP17s for Band 1 Urgent Courses	0	249	0.0%	10.9%	10.7%	9.1%
% of FP17s Relating to Free Repair or Replacements	0	249	0.0%	0.5%	0.5%	0.8%
% of FP17s Relating to Continuations	0	249	0.0%	0.7%	0.7%	0.9%
% of Patients satisfied with the dentistry they have received	0	0	N/A	89.9%	89.1%	92.5%
% of Patients satisfied with the time they had to wait for an appointment	0	0	N/A	79.6%	83.1%	87.0%

* This is based on patients treated on this contract for their most recent course of treatment. Figures in italics indicate the base number of FP17s or Patient Questionnaire responses are less than 100. N/A is shown where the base number of responses is less than 10 during the period. % is calculated as Quantity/Base number*100

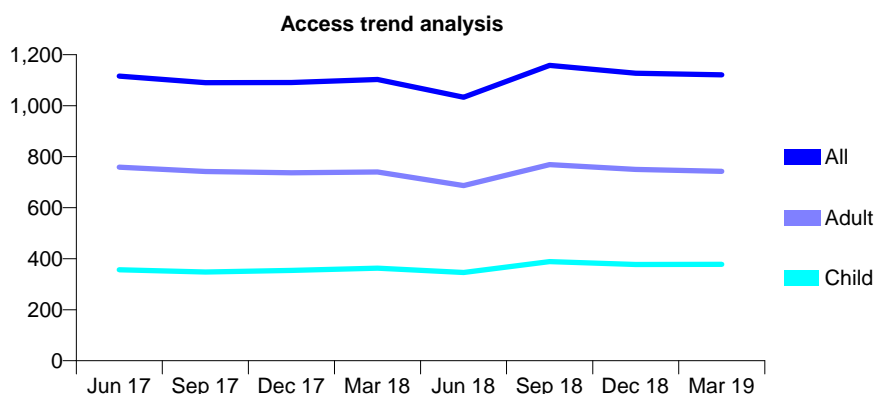
Q61 - Vital Signs At a Glance Contract Report for 305286/0001 - Year end March 2019

Name or company name	MR S LEIGH
Contract type name	GDS Contract
Purpose of contract	General
Contract start date	01/04/2006
Contract end date	

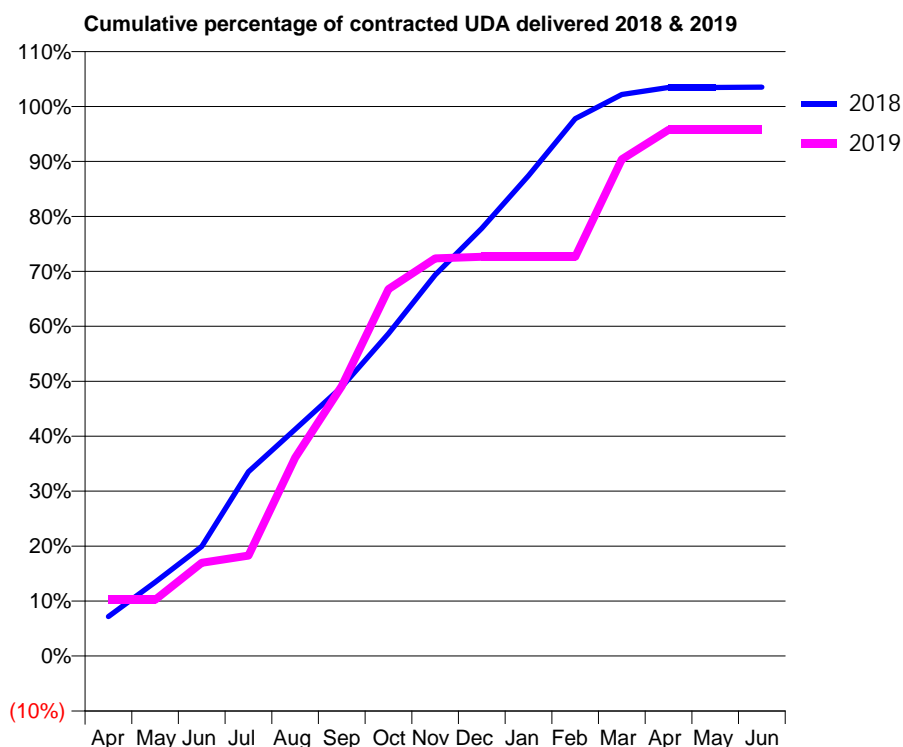
18/19 Contracted general activity (UDA)	3,000
Carry forward general activity (UDA)	-60
18/19 Contracted orthodontic activity (UOA)	0
Carry forward orthodontic activity (UOA)	0
Baseline contract value	£87,011.50

ACCESS*

Patients seen in 24 months	Total	Change since previous quarter
Quarter ending March 2018	1,103	
Quarter ending June 2018	1,033	↓
Quarter ending September 2018	1,158	↑
Quarter ending December 2018	1,127	↓
Quarter ending March 2019	1,121	→
Variance since March 2018	1.6%	→



ACTIVITY



Month	Adjusted Scheduled Activity (UDA)	
	2018	2019
April	215	307
May	404	307
June	598	509
July	1,006	549
August	1,237	1,083
September	1,469	1,473
October	1,760	2,003
November	2,081	2,170
December	2,335	2,180
January	2,623	2,180
February	2,934	2,180
March	3,065	2,711
April	3,104	2,873
May	3,104	2,873
June	3,105	2,873

QUALITY

	Quantity	Base Number	Contract	AT	Region	England
% of FP17s for the same patient ID Re-attending within 3 months - Children	10	457	2.2%	10.7%	11.9%	11.8%
% of FP17s for the same patient ID Re-attending within 3 months - Adults	66	735	9.0%	16.1%	16.9%	15.7%
% of FP17s for the same patient ID Re-attending between 3 & 9 months - Children	221	457	48.4%	45.1%	48.9%	58.9%
% of FP17s for the same patient ID Re-attending between 3 & 9 months - Adults	277	735	37.7%	36.9%	38.9%	50.8%
% of FP17s for Band 1 Urgent Courses	110	1,215	9.1%	10.9%	10.7%	9.1%
% of FP17s Relating to Free Repair or Replacements	0	1,215	0.0%	0.5%	0.5%	0.8%
% of FP17s Relating to Continuations	1	1,215	0.1%	0.7%	0.7%	0.9%
% of Patients satisfied with the dentistry they have received	0	0	N/A	89.9%	89.1%	92.5%
% of Patients satisfied with the time they had to wait for an appointment	0	0	N/A	79.6%	83.1%	87.0%

* This is based on patients treated on this contract for their most recent course of treatment. Figures in italics indicate the base number of FP17s or Patient Questionnaire responses are less than 100. N/A is shown where the base number of responses is less than 10 during the period. % is calculated as Quantity/Base number*100

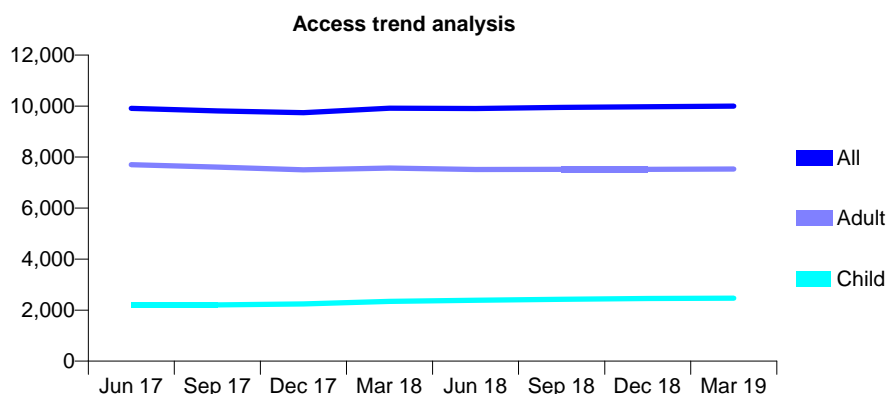
Q61 - Vital Signs At a Glance Contract Report for 306711/0001 - Year end March 2019

Name or company name	Raydens Dental Surgery
Contract type name	GDS Contract
Purpose of contract	General
Contract start date	01/04/2006
Contract end date	

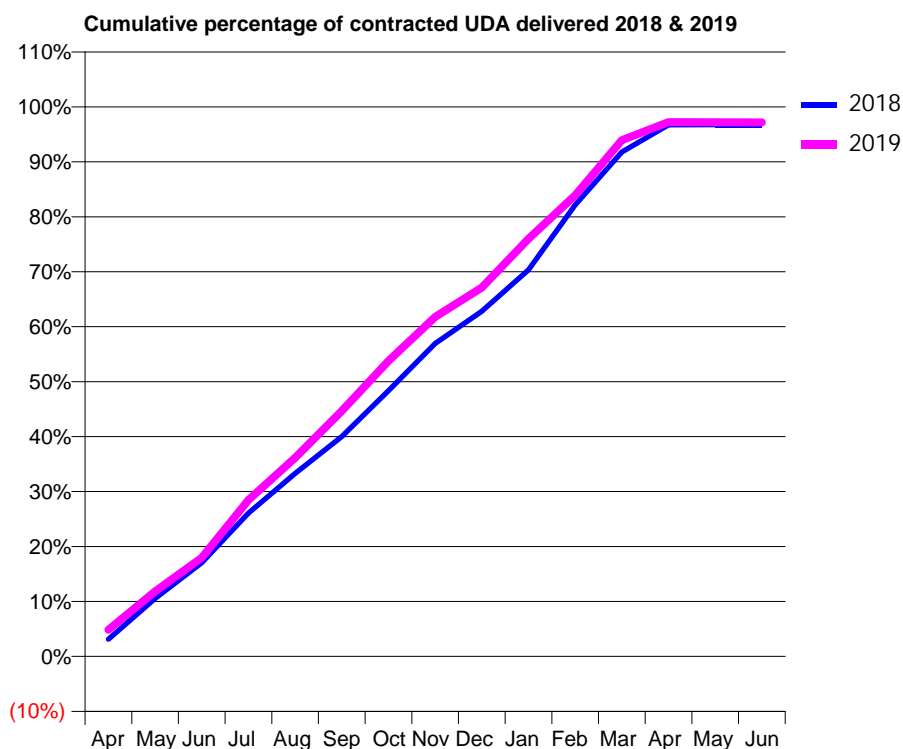
18/19 Contracted general activity (UDA)	25,759
Carry forward general activity (UDA)	0
18/19 Contracted orthodontic activity (UOA)	0
Carry forward orthodontic activity (UOA)	0
Baseline contract value	£602,761.94

ACCESS*

Patients seen in 24 months	Total	Change since previous quarter
Quarter ending March 2018	9,916	
Quarter ending June 2018	9,906	→
Quarter ending September 2018	9,947	→
Quarter ending December 2018	9,973	→
Quarter ending March 2019	10,000	→
Variance since March 2018	0.8%	→



ACTIVITY



Month	Adjusted Scheduled Activity (UDA)	
	2018	2019
April	809	1,248
May	2,723	3,049
June	4,390	4,622
July	6,720	7,336
August	8,580	9,312
September	10,302	11,503
October	12,454	13,849
November	14,669	15,911
December	16,182	17,286
January	18,117	19,573
February	21,170	21,612
March	23,644	24,193
April	24,912	25,044
May	24,925	25,037
June	24,925	25,034

QUALITY

	Quantity	Base Number	Contract	AT	Region	England
% of FP17s for the same patient ID Re-attending within 3 months - Children	215	3,242	6.6%	10.7%	11.9%	11.8%
% of FP17s for the same patient ID Re-attending within 3 months - Adults	1,497	9,705	15.4%	16.1%	16.9%	15.7%
% of FP17s for the same patient ID Re-attending between 3 & 9 months - Children	1,602	3,242	49.4%	45.1%	48.9%	58.9%
% of FP17s for the same patient ID Re-attending between 3 & 9 months - Adults	3,894	9,705	40.1%	36.9%	38.9%	50.8%
% of FP17s for Band 1 Urgent Courses	1,474	12,857	11.5%	10.9%	10.7%	9.1%
% of FP17s Relating to Free Repair or Replacements	103	12,857	0.8%	0.5%	0.5%	0.8%
% of FP17s Relating to Continuations	80	12,857	0.6%	0.7%	0.7%	0.9%
% of Patients satisfied with the dentistry they have received	6	7	N/A	89.9%	89.1%	92.5%
% of Patients satisfied with the time they had to wait for an appointment	7	7	N/A	79.6%	83.1%	87.0%

* This is based on patients treated on this contract for their most recent course of treatment. Figures in italics indicate the base number of FP17s or Patient Questionnaire responses are less than 100. N/A is shown where the base number of responses is less than 10 during the period. % is calculated as Quantity/Base number*100

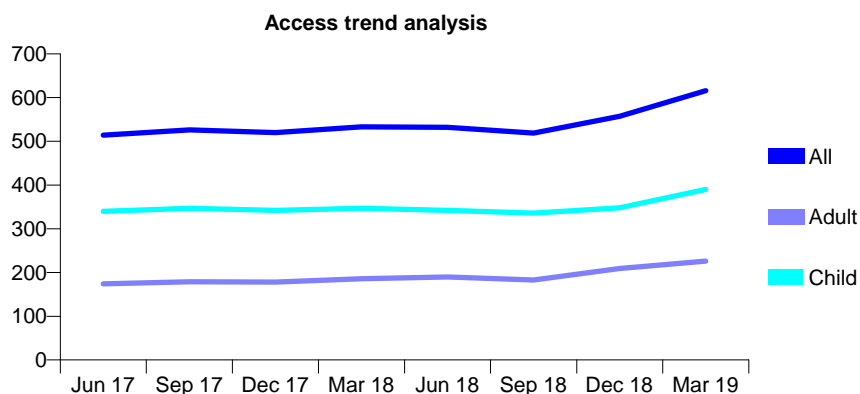
Q61 - Vital Signs At a Glance Contract Report for 307386/0001 - Year end March 2019

Name or company name	Denise Walters-Payne
Contract type name	GDS Contract
Purpose of contract	General
Contract start date	01/04/2006
Contract end date	

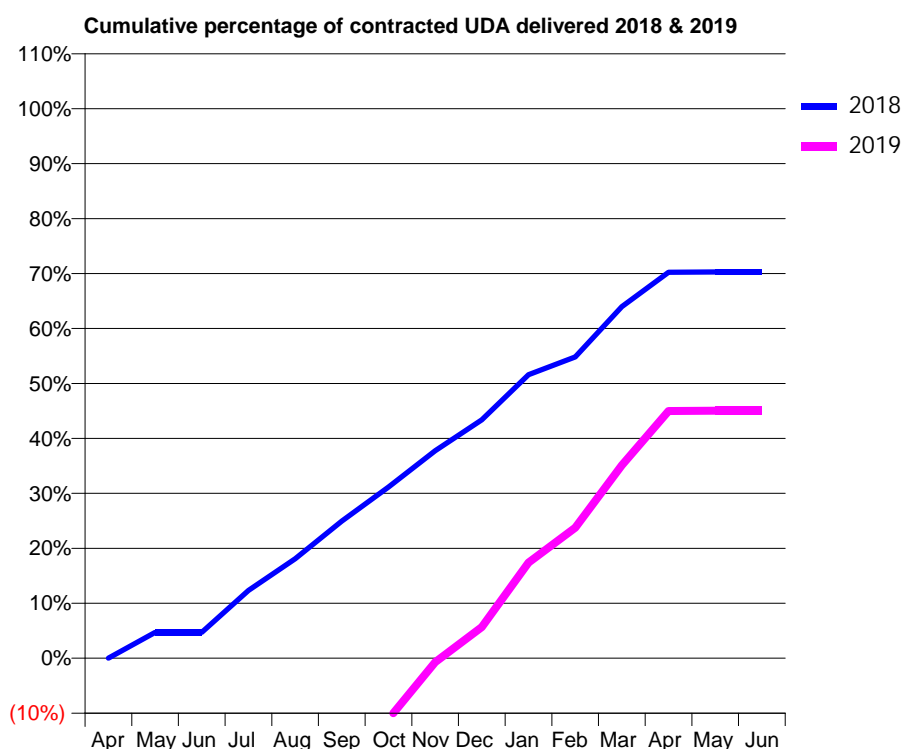
18/19 Contracted general activity (UDA)	1,900
Carry forward general activity (UDA)	1,065
18/19 Contracted orthodontic activity (UOA)	0
Carry forward orthodontic activity (UOA)	0
Baseline contract value	£40,498.98

ACCESS*

Patients seen in 24 months	Total	Change since previous quarter
Quarter ending March 2018	533	
Quarter ending June 2018	532	→
Quarter ending September 2018	519	↓
Quarter ending December 2018	557	↑
Quarter ending March 2019	616	↑
Variance since March 2018	15.6%	↑



ACTIVITY



Month	Adjusted Scheduled Activity (UDA)	
	2018	2019
April	0	-957
May	89	-858
June	89	-814
July	235	-692
August	344	-517
September	474	-417
October	592	-211
November	718	-14
December	824	108
January	980	331
February	1,042	451
March	1,215	667
April	1,334	855
May	1,335	856
June	1,335	856

QUALITY

	Quantity	Base Number	Contract	AT	Region	England
% of FP17s for the same patient ID Re-attending within 3 months - Children	39	549	7.1%	10.7%	11.9%	11.8%
% of FP17s for the same patient ID Re-attending within 3 months - Adults	34	243	14.0%	16.1%	16.9%	15.7%
% of FP17s for the same patient ID Re-attending between 3 & 9 months - Children	267	549	48.6%	45.1%	48.9%	58.9%
% of FP17s for the same patient ID Re-attending between 3 & 9 months - Adults	76	243	31.3%	36.9%	38.9%	50.8%
% of FP17s for Band 1 Urgent Courses	53	814	6.5%	10.9%	10.7%	9.1%
% of FP17s Relating to Free Repair or Replacements	0	814	0.0%	0.5%	0.5%	0.8%
% of FP17s Relating to Continuations	0	814	0.0%	0.7%	0.7%	0.9%
% of Patients satisfied with the dentistry they have received	0	0	N/A	89.9%	89.1%	92.5%
% of Patients satisfied with the time they had to wait for an appointment	0	0	N/A	79.6%	83.1%	87.0%

* This is based on patients treated on this contract for their most recent course of treatment.

Figures in italics indicate the base number of FP17s or Patient Questionnaire responses are less than 100. N/A is shown where the base number of responses is less than 10 during the period. % is calculated as Quantity/Base number*100

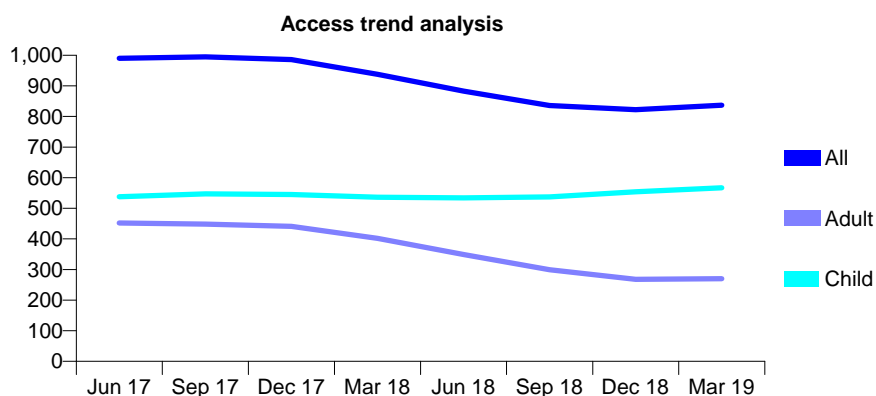
Q61 - Vital Signs At a Glance Contract Report for 308536/0001 - Year end March 2019

Name or company name	Mill Hill Dental Practice
Contract type name	GDS Contract
Purpose of contract	General
Contract start date	01/04/2006
Contract end date	

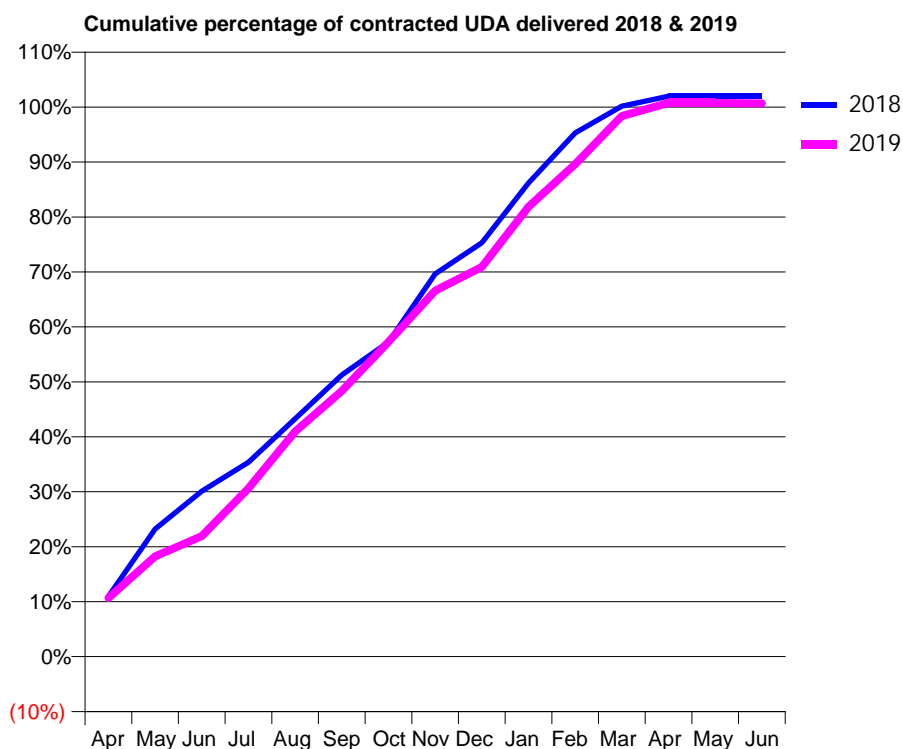
18/19 Contracted general activity (UDA)	1,393
Carry forward general activity (UDA)	-28
18/19 Contracted orthodontic activity (UOA)	0
Carry forward orthodontic activity (UOA)	0
Baseline contract value	£29,759.94

ACCESS*

Patients seen in 24 months	Total	Change since previous quarter
Quarter ending March 2018	938	
Quarter ending June 2018	883	↓
Quarter ending September 2018	836	↓
Quarter ending December 2018	822	↓
Quarter ending March 2019	837	→
Variance since March 2018	(10.8%)	↓



ACTIVITY



Month	Adjusted Scheduled Activity (UDA)	
	2018	2019
April	153	149
May	324	254
June	419	305
July	493	427
August	603	571
September	714	673
October	797	798
November	970	928
December	1,049	988
January	1,200	1,140
February	1,328	1,249
March	1,395	1,370
April	1,421	1,403
May	1,421	1,403
June	1,421	1,402

QUALITY

	Quantity	Base Number	Contract	AT	Region	England
% of FP17s for the same patient ID Re-attending within 3 months - Children	63	833	7.6%	10.7%	11.9%	11.8%
% of FP17s for the same patient ID Re-attending within 3 months - Adults	25	268	9.3%	16.1%	16.9%	15.7%
% of FP17s for the same patient ID Re-attending between 3 & 9 months - Children	501	833	60.1%	45.1%	48.9%	58.9%
% of FP17s for the same patient ID Re-attending between 3 & 9 months - Adults	144	268	53.7%	36.9%	38.9%	50.8%
% of FP17s for Band 1 Urgent Courses	42	1,104	3.8%	10.9%	10.7%	9.1%
% of FP17s Relating to Free Repair or Replacements	0	1,104	0.0%	0.5%	0.5%	0.8%
% of FP17s Relating to Continuations	0	1,104	0.0%	0.7%	0.7%	0.9%
% of Patients satisfied with the dentistry they have received	0	0	N/A	89.9%	89.1%	92.5%
% of Patients satisfied with the time they had to wait for an appointment	0	0	N/A	79.6%	83.1%	87.0%

* This is based on patients treated on this contract for their most recent course of treatment. Figures in italics indicate the base number of FP17s or Patient Questionnaire responses are less than 100. N/A is shown where the base number of responses is less than 10 during the period. % is calculated as Quantity/Base number*100

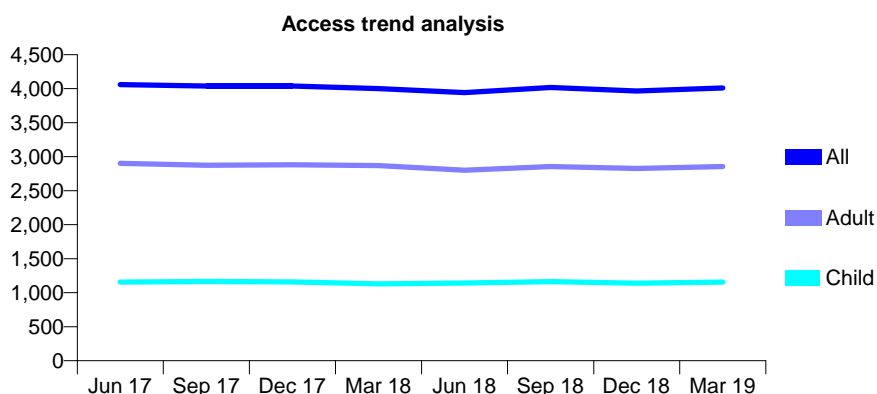
Q61 - Vital Signs At a Glance Contract Report for 310093/0001 - Year end March 2019

Name or company name	David Boroda and Roberto Senatore
Contract type name	GDS Contract
Purpose of contract	General
Contract start date	01/04/2006
Contract end date	

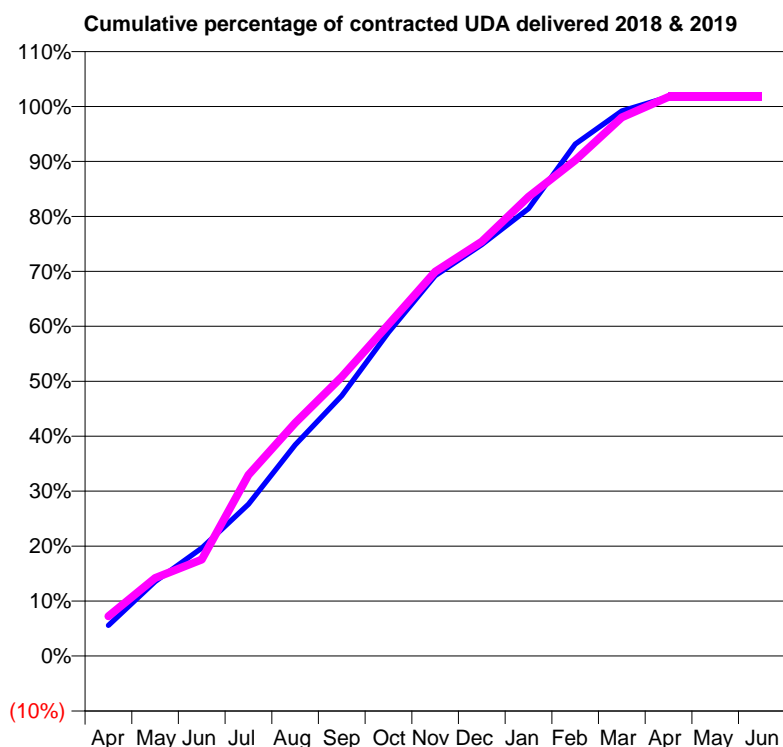
18/19 Contracted general activity (UDA)	10,534
Carry forward general activity (UDA)	-184
18/19 Contracted orthodontic activity (UOA)	0
Carry forward orthodontic activity (UOA)	0
Baseline contract value	£292,398.22

ACCESS*

Patients seen in 24 months	Total	Change since previous quarter
Quarter ending March 2018	4,000	
Quarter ending June 2018	3,942	↓
Quarter ending September 2018	4,018	→
Quarter ending December 2018	3,966	↓
Quarter ending March 2019	4,011	→
Variance since March 2018	0.3%	→



ACTIVITY



Month	Adjusted Scheduled Activity (UDA)	
	2018	2019
April	587	763
May	1,427	1,496
June	2,070	1,850
July	2,911	3,471
August	4,048	4,470
September	4,991	5,351
October	6,205	6,355
November	7,292	7,366
December	7,884	7,943
January	8,574	8,803
February	9,813	9,503
March	10,447	10,323
April	10,718	10,716
May	10,718	10,718
June	10,718	10,718

QUALITY

	Quantity	Base Number	Contract	AT	Region	England
% of FP17s for the same patient ID Re-attending within 3 months - Children	60	1,327	4.5%	10.7%	11.9%	11.8%
% of FP17s for the same patient ID Re-attending within 3 months - Adults	324	2,868	11.3%	16.1%	16.9%	15.7%
% of FP17s for the same patient ID Re-attending between 3 & 9 months - Children	581	1,327	43.8%	45.1%	48.9%	58.9%
% of FP17s for the same patient ID Re-attending between 3 & 9 months - Adults	1,139	2,868	39.7%	36.9%	38.9%	50.8%
% of FP17s for Band 1 Urgent Courses	216	4,229	5.1%	10.9%	10.7%	9.1%
% of FP17s Relating to Free Repair or Replacements	1	4,229	0.0%	0.5%	0.5%	0.8%
% of FP17s Relating to Continuations	39	4,229	0.9%	0.7%	0.7%	0.9%
% of Patients satisfied with the dentistry they have received	1	1	N/A	89.9%	89.1%	92.5%
% of Patients satisfied with the time they had to wait for an appointment	1	1	N/A	79.6%	83.1%	87.0%

* This is based on patients treated on this contract for their most recent course of treatment. Figures in italics indicate the base number of FP17s or Patient Questionnaire responses are less than 100. N/A is shown where the base number of responses is less than 10 during the period. % is calculated as Quantity/Base number*100

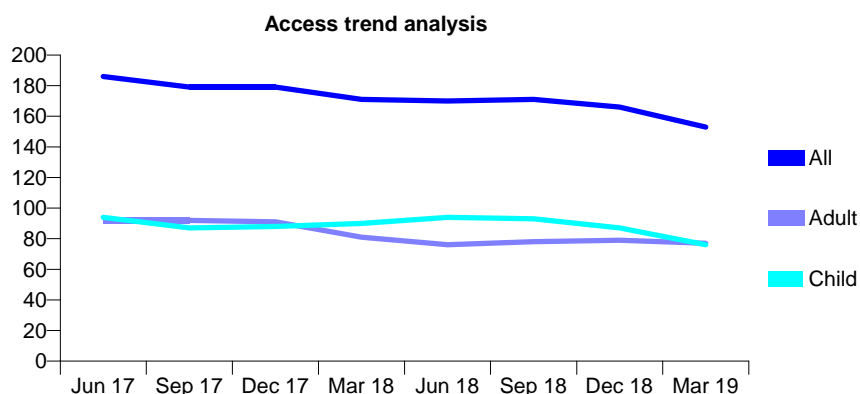
Q61 - Vital Signs At a Glance Contract Report for 319694/0001 - Year end March 2019

Name or company name	MR A LANGDON
Contract type name	GDS Contract
Purpose of contract	General
Contract start date	01/04/2006
Contract end date	

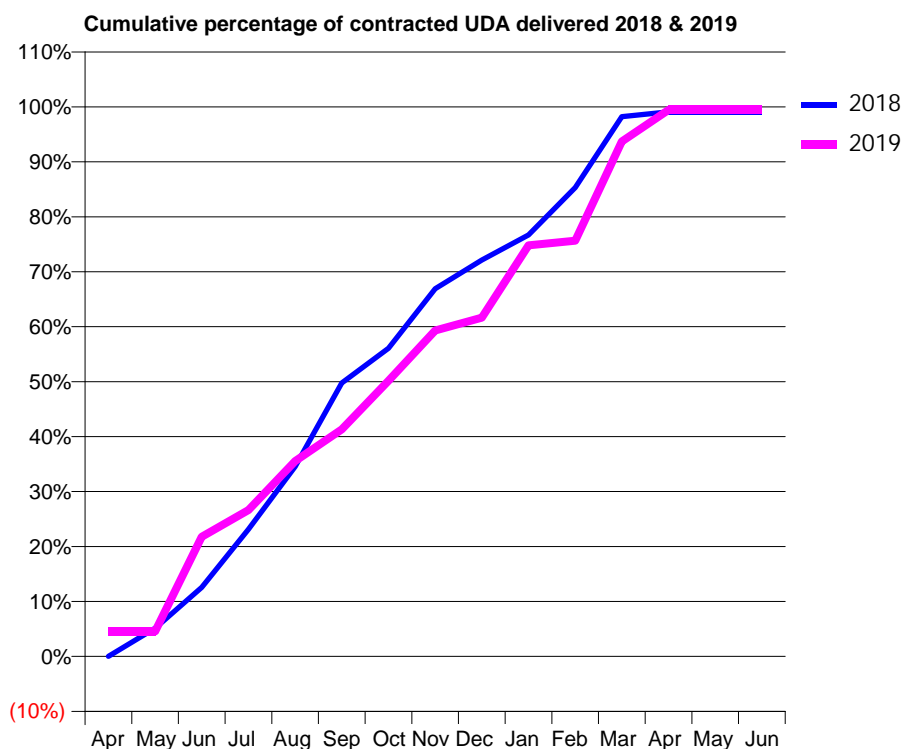
18/19 Contracted general activity (UDA)	350
Carry forward general activity (UDA)	3
18/19 Contracted orthodontic activity (UOA)	0
Carry forward orthodontic activity (UOA)	0
Baseline contract value	£8,075.84

ACCESS*

Patients seen in 24 months	Total	Change since previous quarter
Quarter ending March 2018	171	
Quarter ending June 2018	170	→
Quarter ending September 2018	171	→
Quarter ending December 2018	166	↓
Quarter ending March 2019	153	↓
Variance since March 2018	(10.5%)	↓



ACTIVITY



Month	Adjusted Scheduled Activity (UDA)	
	2018	2019
April	0	16
May	18	16
June	44	76
July	81	93
August	121	124
September	174	145
October	196	176
November	234	208
December	252	216
January	268	262
February	299	265
March	344	328
April	347	348
May	347	348
June	347	348

QUALITY

	Quantity	Base Number	Contract	AT	Region	England
% of FP17s for the same patient ID Re-attending within 3 months - Children	6	94	6.4%	10.7%	11.9%	11.8%
% of FP17s for the same patient ID Re-attending within 3 months - Adults	17	91	18.7%	16.1%	16.9%	15.7%
% of FP17s for the same patient ID Re-attending between 3 & 9 months - Children	43	94	45.7%	45.1%	48.9%	58.9%
% of FP17s for the same patient ID Re-attending between 3 & 9 months - Adults	29	91	31.9%	36.9%	38.9%	50.8%
% of FP17s for Band 1 Urgent Courses	5	192	2.6%	10.9%	10.7%	9.1%
% of FP17s Relating to Free Repair or Replacements	10	192	5.2%	0.5%	0.5%	0.8%
% of FP17s Relating to Continuations	6	192	3.1%	0.7%	0.7%	0.9%
% of Patients satisfied with the dentistry they have received	0	0	N/A	89.9%	89.1%	92.5%
% of Patients satisfied with the time they had to wait for an appointment	0	0	N/A	79.6%	83.1%	87.0%

* This is based on patients treated on this contract for their most recent course of treatment. Figures in italics indicate the base number of FP17s or Patient Questionnaire responses are less than 100. N/A is shown where the base number of responses is less than 10 during the period. % is calculated as Quantity/Base number*100

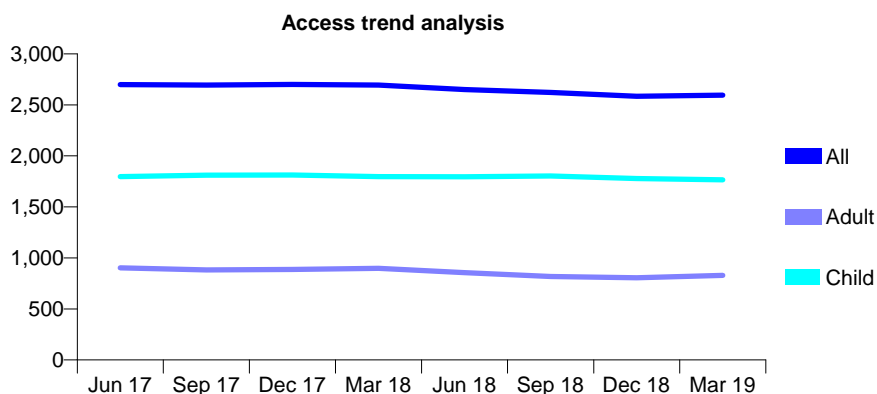
Q61 - Vital Signs At a Glance Contract Report for 325775/0001 - Year end March 2019

Name or company name	MR R BABBAR
Contract type name	GDS Contract
Purpose of contract	General
Contract start date	01/04/2006
Contract end date	

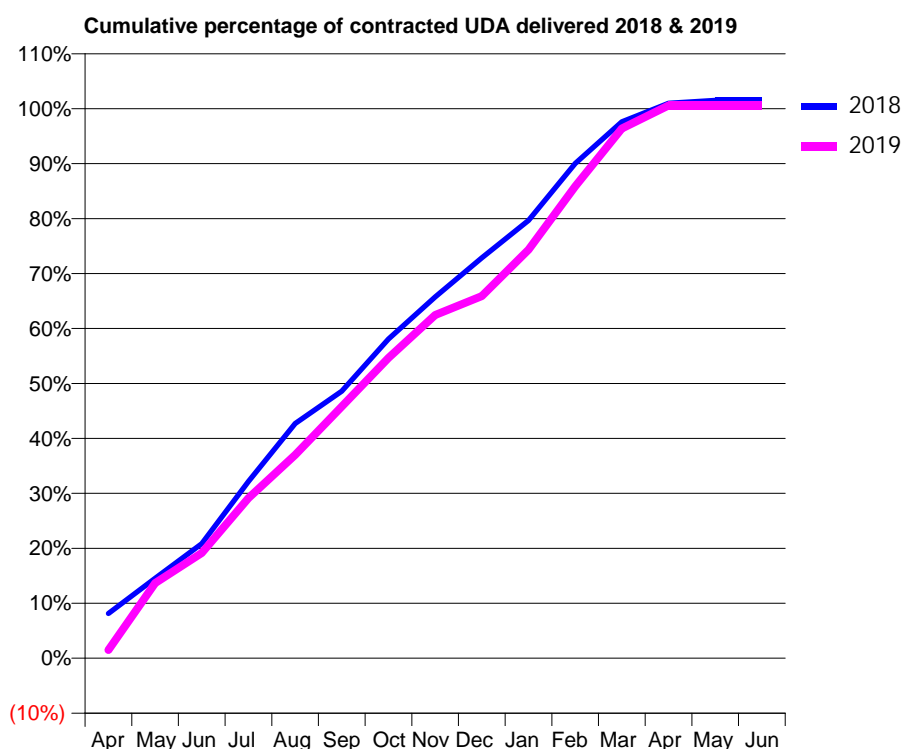
18/19 Contracted general activity (UDA)	5,818
Carry forward general activity (UDA)	-88
18/19 Contracted orthodontic activity (UOA)	0
Carry forward orthodontic activity (UOA)	0
Baseline contract value	£155,304.76

ACCESS*

Patients seen in 24 months	Total	Change since previous quarter
Quarter ending March 2018	2,694	
Quarter ending June 2018	2,650	↓
Quarter ending September 2018	2,621	↓
Quarter ending December 2018	2,584	↓
Quarter ending March 2019	2,595	→
Variance since March 2018	(3.7%)	↓



ACTIVITY



Adjusted Scheduled Activity (UDA)		
Month	2018	2019
April	474	88
May	846	796
June	1,211	1,115
July	1,872	1,694
August	2,485	2,153
September	2,828	2,664
October	3,380	3,181
November	3,825	3,634
December	4,238	3,834
January	4,635	4,325
February	5,237	4,996
March	5,679	5,607
April	5,875	5,852
May	5,906	5,852
June	5,906	5,852

QUALITY

	Quantity	Base Number	Contract	AT	Region	England
% of FP17s for the same patient ID Re-attending within 3 months - Children	134	2,196	6.1%	10.7%	11.9%	11.8%
% of FP17s for the same patient ID Re-attending within 3 months - Adults	210	846	24.8%	16.1%	16.9%	15.7%
% of FP17s for the same patient ID Re-attending between 3 & 9 months - Children	1,063	2,196	48.4%	45.1%	48.9%	58.9%
% of FP17s for the same patient ID Re-attending between 3 & 9 months - Adults	289	846	34.2%	36.9%	38.9%	50.8%
% of FP17s for Band 1 Urgent Courses	268	3,028	8.9%	10.9%	10.7%	9.1%
% of FP17s Relating to Free Repair or Replacements	0	3,028	0.0%	0.5%	0.5%	0.8%
% of FP17s Relating to Continuations	38	3,028	1.3%	0.7%	0.7%	0.9%
% of Patients satisfied with the dentistry they have received	0	0	N/A	89.9%	89.1%	92.5%
% of Patients satisfied with the time they had to wait for an appointment	0	0	N/A	79.6%	83.1%	87.0%

* This is based on patients treated on this contract for their most recent course of treatment.

Figures in italics indicate the base number of FP17s or Patient Questionnaire responses are less than 100. N/A is shown where the base number of responses is less than 10 during the period. % is calculated as Quantity/Base number*100

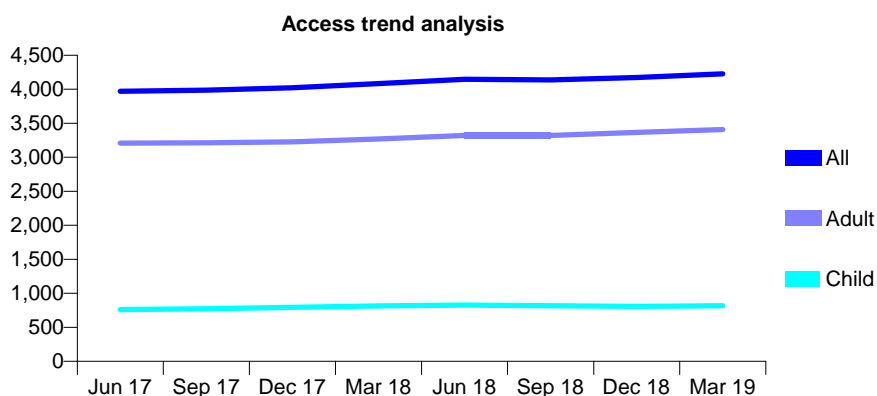
Q61 - Vital Signs At a Glance Contract Report for 326216/0001 - Year end March 2019

Name or company name	MR LC WONG
Contract type name	GDS Contract
Purpose of contract	General
Contract start date	01/04/2006
Contract end date	

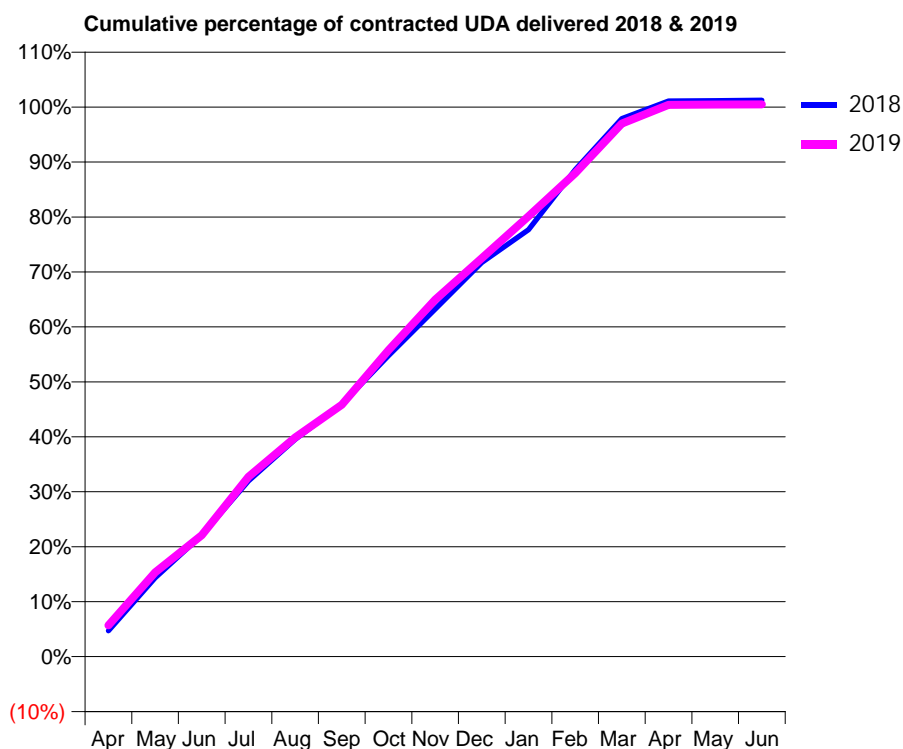
18/19 Contracted general activity (UDA)	14,316
Carry forward general activity (UDA)	-177
18/19 Contracted orthodontic activity (UOA)	0
Carry forward orthodontic activity (UOA)	0
Baseline contract value	£360,514.41

ACCESS*

Patients seen in 24 months	Total	Change since previous quarter
Quarter ending March 2018	4,084	
Quarter ending June 2018	4,147	→
Quarter ending September 2018	4,139	→
Quarter ending December 2018	4,174	→
Quarter ending March 2019	4,226	→
Variance since March 2018	3.5%	↑



ACTIVITY



Month	Adjusted Scheduled Activity (UDA)	
	2018	2019
April	675	816
May	2,054	2,199
June	3,162	3,162
July	4,576	4,683
August	5,661	5,711
September	6,570	6,562
October	7,839	7,980
November	9,051	9,297
December	10,268	10,379
January	11,121	11,468
February	12,686	12,590
March	14,012	13,885
April	14,476	14,374
May	14,482	14,380
June	14,493	14,385

QUALITY

	Quantity	Base Number	Contract	AT	Region	England
% of FP17s for the same patient ID Re-attending within 3 months - Children	96	1,069	9.0%	10.7%	11.9%	11.8%
% of FP17s for the same patient ID Re-attending within 3 months - Adults	652	4,418	14.8%	16.1%	16.9%	15.7%
% of FP17s for the same patient ID Re-attending between 3 & 9 months - Children	527	1,069	49.3%	45.1%	48.9%	58.9%
% of FP17s for the same patient ID Re-attending between 3 & 9 months - Adults	2,017	4,418	45.7%	36.9%	38.9%	50.8%
% of FP17s for Band 1 Urgent Courses	523	5,468	9.6%	10.9%	10.7%	9.1%
% of FP17s Relating to Free Repair or Replacements	65	5,468	1.2%	0.5%	0.5%	0.8%
% of FP17s Relating to Continuations	81	5,468	1.5%	0.7%	0.7%	0.9%
% of Patients satisfied with the dentistry they have received	0	0	N/A	89.9%	89.1%	92.5%
% of Patients satisfied with the time they had to wait for an appointment	0	0	N/A	79.6%	83.1%	87.0%

* This is based on patients treated on this contract for their most recent course of treatment. Figures in italics indicate the base number of FP17s or Patient Questionnaire responses are less than 100. N/A is shown where the base number of responses is less than 10 during the period. % is calculated as Quantity/Base number*100

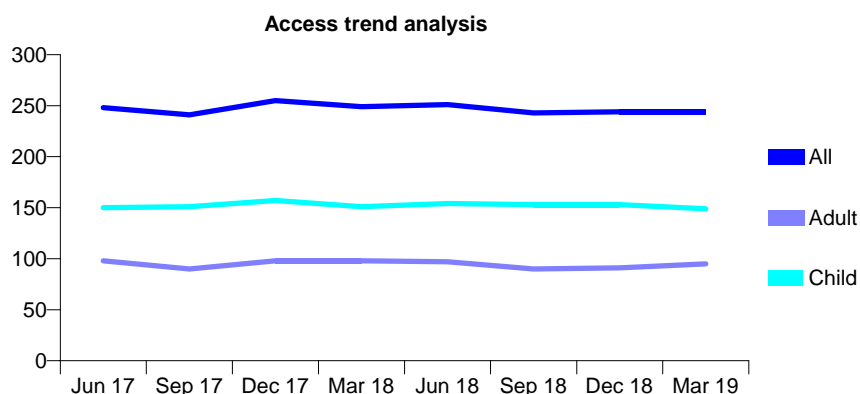
Q61 - Vital Signs At a Glance Contract Report for 327948/0001 - Year end March 2019

Name or company name	The Hazelwood Dental Practice
Contract type name	GDS Contract
Purpose of contract	General
Contract start date	01/04/2006
Contract end date	

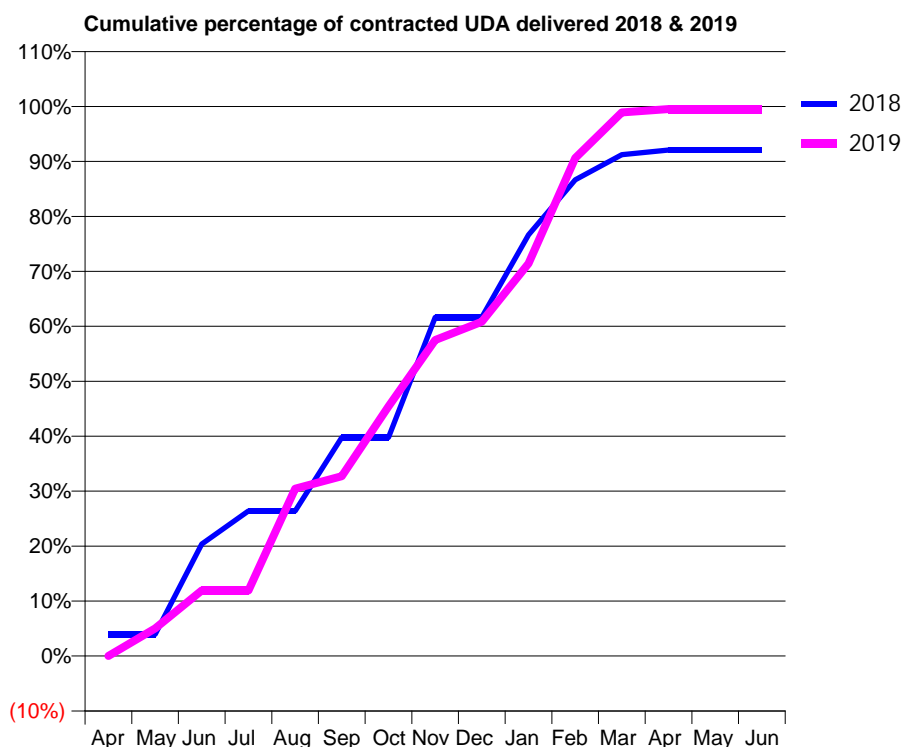
18/19 Contracted general activity (UDA)	481
Carry forward general activity (UDA)	38
18/19 Contracted orthodontic activity (UOA)	0
Carry forward orthodontic activity (UOA)	0
Baseline contract value	£12,106.27

ACCESS*

Patients seen in 24 months	Total	Change since previous quarter
Quarter ending March 2018	249	
Quarter ending June 2018	251	→
Quarter ending September 2018	243	↓
Quarter ending December 2018	244	→
Quarter ending March 2019	244	→
Variance since March 2018	(2.0%)	↓



ACTIVITY



Month	Adjusted Scheduled Activity (UDA)	
	2018	2019
April	19	-0
May	19	24
June	98	57
July	127	57
August	127	146
September	191	157
October	191	218
November	296	277
December	296	293
January	369	344
February	417	436
March	439	476
April	443	479
May	443	479
June	443	479

QUALITY

	Quantity	Base Number	Contract	AT	Region	England
% of FP17s for the same patient ID Re-attending within 3 months - Children	5	211	2.4%	10.7%	11.9%	11.8%
% of FP17s for the same patient ID Re-attending within 3 months - Adults	2	92	2.2%	16.1%	16.9%	15.7%
% of FP17s for the same patient ID Re-attending between 3 & 9 months - Children	131	211	62.1%	45.1%	48.9%	58.9%
% of FP17s for the same patient ID Re-attending between 3 & 9 months - Adults	51	92	55.4%	36.9%	38.9%	50.8%
% of FP17s for Band 1 Urgent Courses	4	298	1.3%	10.9%	10.7%	9.1%
% of FP17s Relating to Free Repair or Replacements	0	298	0.0%	0.5%	0.5%	0.8%
% of FP17s Relating to Continuations	0	298	0.0%	0.7%	0.7%	0.9%
% of Patients satisfied with the dentistry they have received	0	0	N/A	89.9%	89.1%	92.5%
% of Patients satisfied with the time they had to wait for an appointment	0	0	N/A	79.6%	83.1%	87.0%

* This is based on patients treated on this contract for their most recent course of treatment. Figures in italics indicate the base number of FP17s or Patient Questionnaire responses are less than 100. N/A is shown where the base number of responses is less than 10 during the period. % is calculated as Quantity/Base number*100

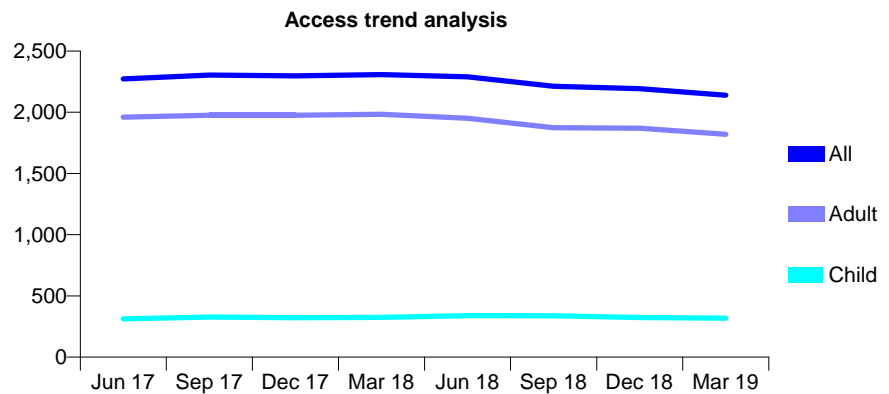
Q61 - Vital Signs At a Glance Contract Report for 328766/0001 - Year end March 2019

Name or company name	MR RB TRAVERS
Contract type name	GDS Contract
Purpose of contract	General
Contract start date	01/04/2006
Contract end date	

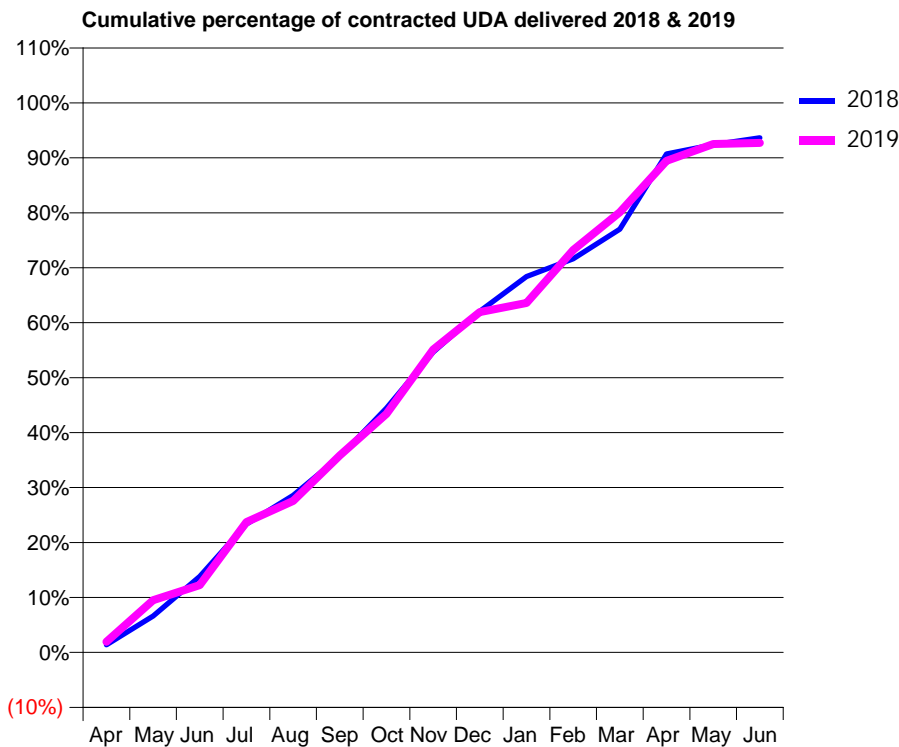
18/19 Contracted general activity (UDA)	8,132
Carry forward general activity (UDA)	0
18/19 Contracted orthodontic activity (UOA)	0
Carry forward orthodontic activity (UOA)	0
Baseline contract value	£255,656.42

ACCESS*

Patients seen in 24 months	Total	Change since previous quarter
Quarter ending March 2018	2,308	
Quarter ending June 2018	2,289	→
Quarter ending September 2018	2,212	↓
Quarter ending December 2018	2,193	→
Quarter ending March 2019	2,139	↓
Variance since March 2018	(7.3%)	↓



ACTIVITY



Month	Adjusted Scheduled Activity (UDA)	
	2018	2019
April	113	157
May	541	772
June	1,123	995
July	1,900	1,930
August	2,325	2,240
September	2,898	2,913
October	3,617	3,529
November	4,444	4,483
December	5,048	5,036
January	5,563	5,171
February	5,825	5,955
March	6,262	6,513
April	7,376	7,275
May	7,514	7,524
June	7,614	7,540

QUALITY

	Quantity	Base Number	Contract	AT	Region	England
% of FP17s for the same patient ID Re-attending within 3 months - Children	20	339	5.9%	10.7%	11.9%	11.8%
% of FP17s for the same patient ID Re-attending within 3 months - Adults	174	1,782	9.8%	16.1%	16.9%	15.7%
% of FP17s for the same patient ID Re-attending between 3 & 9 months - Children	109	339	32.2%	45.1%	48.9%	58.9%
% of FP17s for the same patient ID Re-attending between 3 & 9 months - Adults	563	1,782	31.6%	36.9%	38.9%	50.8%
% of FP17s for Band 1 Urgent Courses	35	2,015	1.7%	10.9%	10.7%	9.1%
% of FP17s Relating to Free Repair or Replacements	27	2,015	1.3%	0.5%	0.5%	0.8%
% of FP17s Relating to Continuations	54	2,015	2.7%	0.7%	0.7%	0.9%
% of Patients satisfied with the dentistry they have received	0	0	N/A	89.9%	89.1%	92.5%
% of Patients satisfied with the time they had to wait for an appointment	0	0	N/A	79.6%	83.1%	87.0%

* This is based on patients treated on this contract for their most recent course of treatment. Figures in italics indicate the base number of FP17s or Patient Questionnaire responses are less than 100. N/A is shown where the base number of responses is less than 10 during the period. % is calculated as Quantity/Base number*100

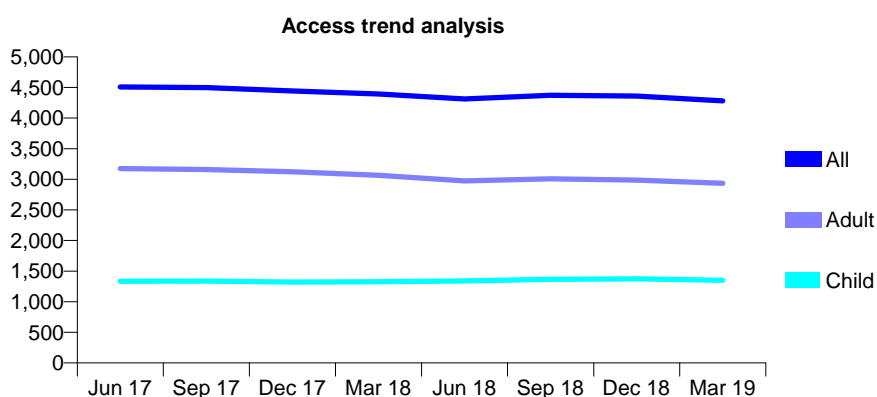
Q61 - Vital Signs At a Glance Contract Report for 329665/0002 - Year end March 2019

Name or company name	MR A GANDECHA
Contract type name	GDS Contract
Purpose of contract	General
Contract start date	01/04/2006
Contract end date	

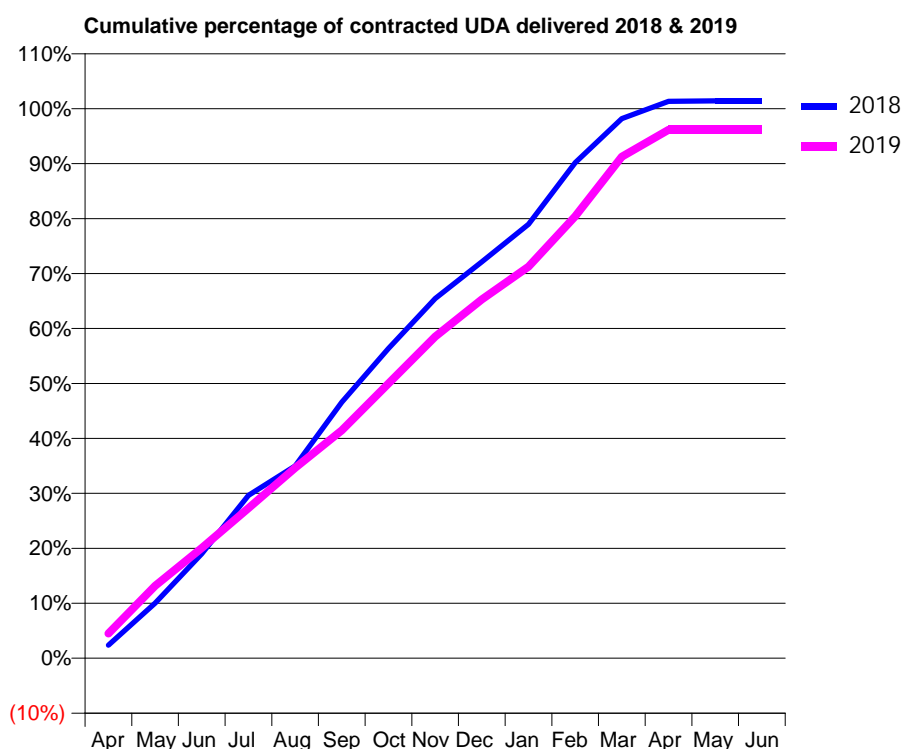
18/19 Contracted general activity (UDA)	14,047
Carry forward general activity (UDA)	-201
18/19 Contracted orthodontic activity (UOA)	0
Carry forward orthodontic activity (UOA)	0
Baseline contract value	£371,849.62

ACCESS*

Patients seen in 24 months	Total	Change since previous quarter
Quarter ending March 2018	4,393	
Quarter ending June 2018	4,312	↓
Quarter ending September 2018	4,373	→
Quarter ending December 2018	4,359	→
Quarter ending March 2019	4,282	↓
Variance since March 2018	(2.5%)	↓



ACTIVITY



Month	Adjusted Scheduled Activity (UDA)	
	2018	2019
April	334	631
May	1,409	1,852
June	2,671	2,817
July	4,164	3,838
August	4,918	4,867
September	6,544	5,825
October	7,918	7,024
November	9,196	8,220
December	10,128	9,171
January	11,094	10,011
February	12,667	11,296
March	13,794	12,819
April	14,235	13,508
May	14,248	13,506
June	14,248	13,506

QUALITY

	Quantity	Base Number	Contract	AT	Region	England
% of FP17s for the same patient ID Re-attending within 3 months - Children	177	1,822	9.7%	10.7%	11.9%	11.8%
% of FP17s for the same patient ID Re-attending within 3 months - Adults	552	3,338	16.5%	16.1%	16.9%	15.7%
% of FP17s for the same patient ID Re-attending between 3 & 9 months - Children	935	1,822	51.3%	45.1%	48.9%	58.9%
% of FP17s for the same patient ID Re-attending between 3 & 9 months - Adults	1,511	3,338	45.3%	36.9%	38.9%	50.8%
% of FP17s for Band 1 Urgent Courses	459	5,188	8.8%	10.9%	10.7%	9.1%
% of FP17s Relating to Free Repair or Replacements	41	5,188	0.8%	0.5%	0.5%	0.8%
% of FP17s Relating to Continuations	31	5,188	0.6%	0.7%	0.7%	0.9%
% of Patients satisfied with the dentistry they have received	0	0	N/A	89.9%	89.1%	92.5%
% of Patients satisfied with the time they had to wait for an appointment	0	0	N/A	79.6%	83.1%	87.0%

* This is based on patients treated on this contract for their most recent course of treatment.

Figures in italics indicate the base number of FP17s or Patient Questionnaire responses are less than 100. N/A is shown where the base number of responses is less than 10 during the period. % is calculated as Quantity/Base number*100

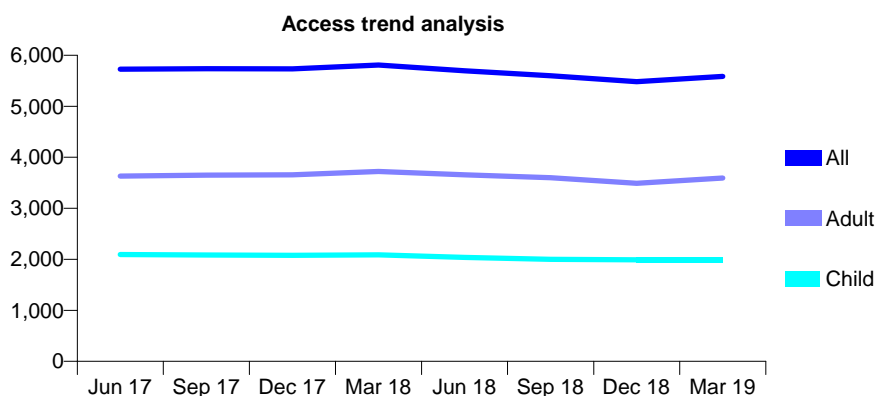
Q61 - Vital Signs At a Glance Contract Report for 332542/0001 - Year end March 2019

Name or company name	MR V BAKSHI
Contract type name	GDS Contract
Purpose of contract	General
Contract start date	01/04/2006
Contract end date	

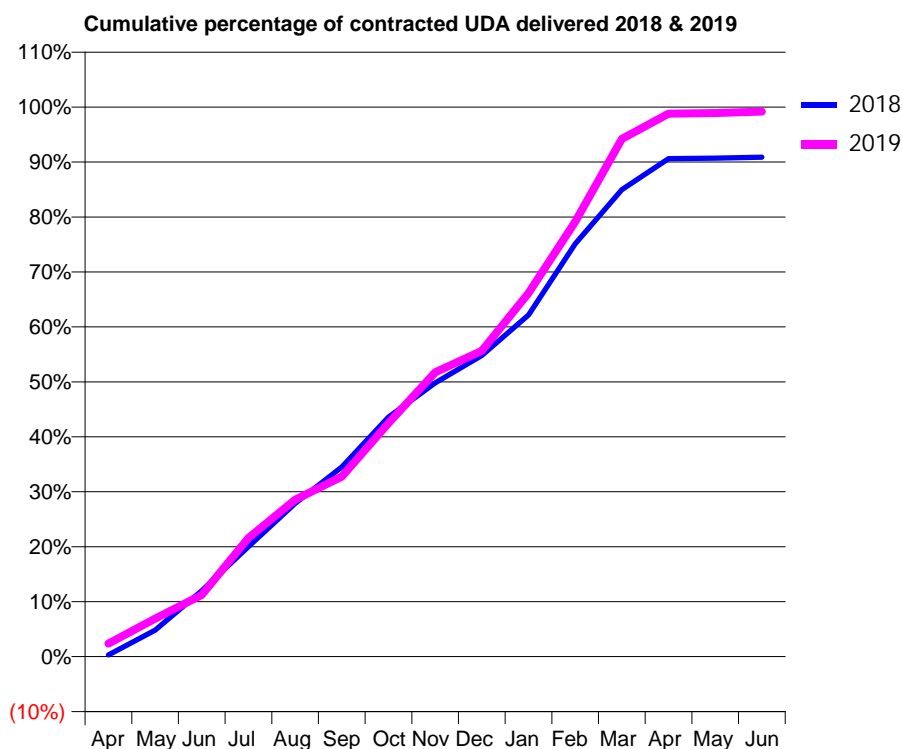
18/19 Contracted general activity (UDA)	12,606
Carry forward general activity (UDA)	0
18/19 Contracted orthodontic activity (UOA)	0
Carry forward orthodontic activity (UOA)	0
Baseline contract value	£348,119.68

ACCESS*

Patients seen in 24 months	Total	Change since previous quarter
Quarter ending March 2018	5,808	
Quarter ending June 2018	5,696	↓
Quarter ending September 2018	5,599	↓
Quarter ending December 2018	5,482	↓
Quarter ending March 2019	5,585	→
Variance since March 2018	(3.8%)	↓



ACTIVITY



Month	Adjusted Scheduled Activity (UDA)	
	2018	2019
April	39	302
May	606	873
June	1,514	1,416
July	2,526	2,721
August	3,517	3,600
September	4,348	4,127
October	5,496	5,355
November	6,278	6,525
December	6,906	7,012
January	7,836	8,338
February	9,468	9,976
March	10,711	11,873
April	11,426	12,455
May	11,435	12,471
June	11,455	12,501

QUALITY

	Quantity	Base Number	Contract	AT	Region	England
% of FP17s for the same patient ID Re-attending within 3 months - Children	107	1,871	5.7%	10.7%	11.9%	11.8%
% of FP17s for the same patient ID Re-attending within 3 months - Adults	265	2,916	9.1%	16.1%	16.9%	15.7%
% of FP17s for the same patient ID Re-attending between 3 & 9 months - Children	469	1,871	25.1%	45.1%	48.9%	58.9%
% of FP17s for the same patient ID Re-attending between 3 & 9 months - Adults	630	2,916	21.6%	36.9%	38.9%	50.8%
% of FP17s for Band 1 Urgent Courses	304	4,139	7.3%	10.9%	10.7%	9.1%
% of FP17s Relating to Free Repair or Replacements	15	4,139	0.4%	0.5%	0.5%	0.8%
% of FP17s Relating to Continuations	20	4,139	0.5%	0.7%	0.7%	0.9%
% of Patients satisfied with the dentistry they have received	1	3	N/A	89.9%	89.1%	92.5%
% of Patients satisfied with the time they had to wait for an appointment	2	3	N/A	79.6%	83.1%	87.0%

* This is based on patients treated on this contract for their most recent course of treatment. Figures in italics indicate the base number of FP17s or Patient Questionnaire responses are less than 100. N/A is shown where the base number of responses is less than 10 during the period. % is calculated as Quantity/Base number*100

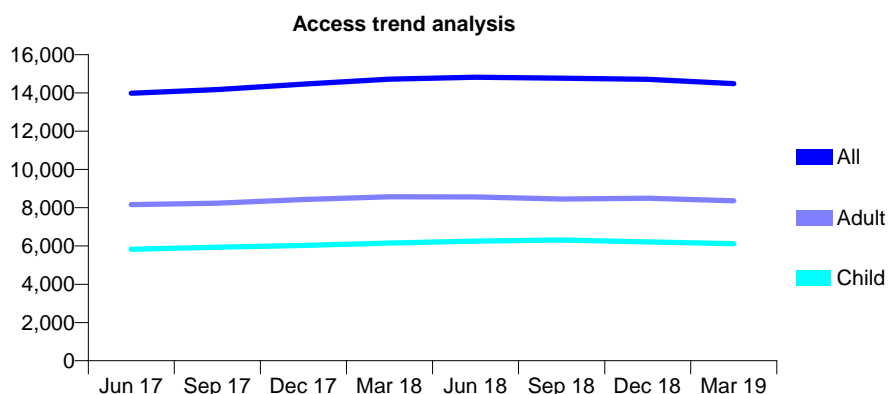
Q61 - Vital Signs At a Glance Contract Report for 332852/0001 - Year end March 2019

Name or company name	JAYESH KOTECHEA
Contract type name	GDS Contract
Purpose of contract	General
Contract start date	01/05/2013
Contract end date	

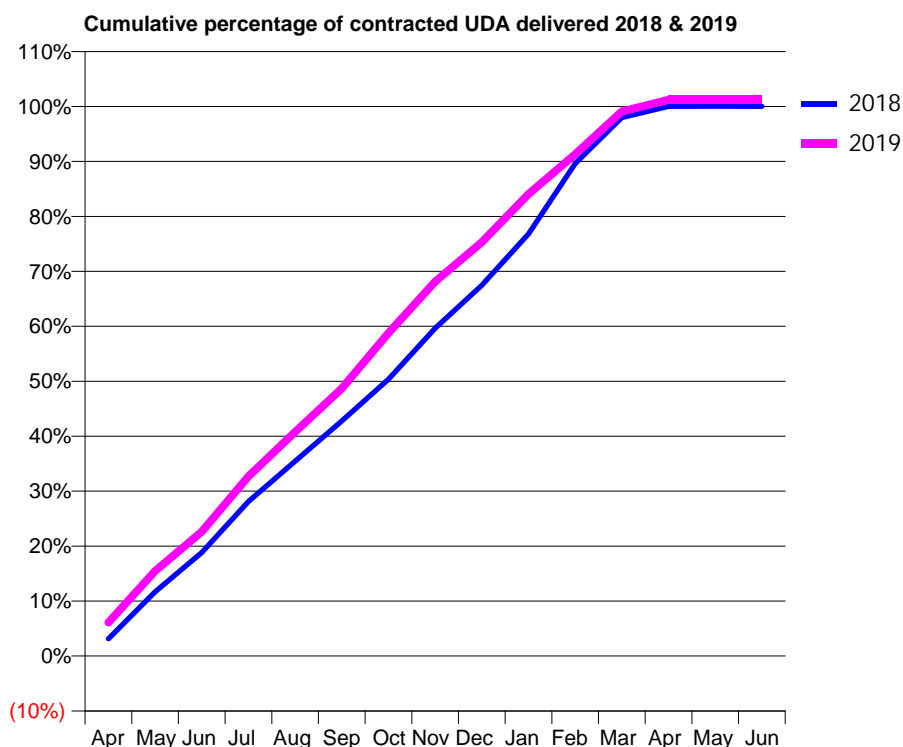
18/19 Contracted general activity (UDA)	33,873
Carry forward general activity (UDA)	-9
18/19 Contracted orthodontic activity (UOA)	0
Carry forward orthodontic activity (UOA)	0
Baseline contract value	£1,195,660.22

ACCESS*

Patients seen in 24 months	Total	Change since previous quarter
Quarter ending March 2018	14,724	
Quarter ending June 2018	14,818	→
Quarter ending September 2018	14,768	→
Quarter ending December 2018	14,711	→
Quarter ending March 2019	14,481	↓
Variance since March 2018	(1.7%)	↓



ACTIVITY



Month	Adjusted Scheduled Activity (UDA)	
	2018	2019
April	1,064	2,066
May	3,955	5,247
June	6,376	7,664
July	9,522	11,076
August	12,017	13,815
September	14,490	16,487
October	17,059	19,913
November	20,210	23,076
December	22,844	25,505
January	26,019	28,472
February	30,356	30,927
March	33,185	33,568
April	33,882	34,280
May	33,884	34,282
June	33,882	34,283

QUALITY

	Quantity	Base Number	Contract	AT	Region	England
% of FP17s for the same patient ID Re-attending within 3 months - Children	395	7,158	5.5%	10.7%	11.9%	11.8%
% of FP17s for the same patient ID Re-attending within 3 months - Adults	977	8,566	11.4%	16.1%	16.9%	15.7%
% of FP17s for the same patient ID Re-attending between 3 & 9 months - Children	3,211	7,158	44.9%	45.1%	48.9%	58.9%
% of FP17s for the same patient ID Re-attending between 3 & 9 months - Adults	3,392	8,566	39.6%	36.9%	38.9%	50.8%
% of FP17s for Band 1 Urgent Courses	1,451	15,690	9.2%	10.9%	10.7%	9.1%
% of FP17s Relating to Free Repair or Replacements	42	15,690	0.3%	0.5%	0.5%	0.8%
% of FP17s Relating to Continuations	12	15,690	0.1%	0.7%	0.7%	0.9%
% of Patients satisfied with the dentistry they have received	3	3	N/A	89.9%	89.1%	92.5%
% of Patients satisfied with the time they had to wait for an appointment	3	3	N/A	79.6%	83.1%	87.0%

* This is based on patients treated on this contract for their most recent course of treatment. Figures in italics indicate the base number of FP17s or Patient Questionnaire responses are less than 100. N/A is shown where the base number of responses is less than 10 during the period. % is calculated as Quantity/Base number*100

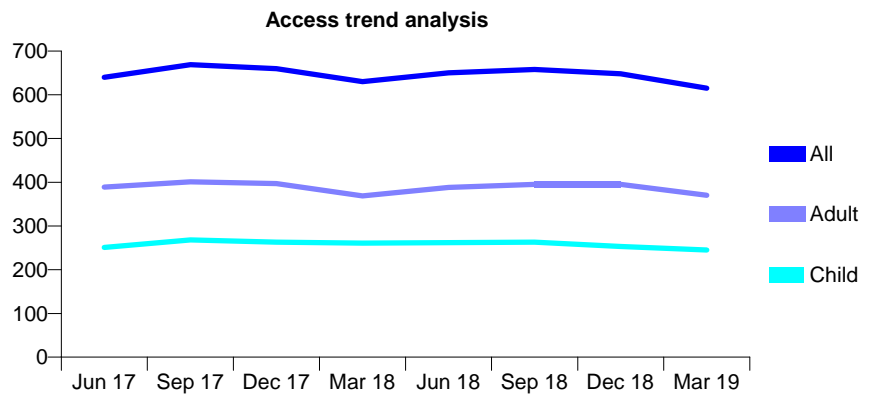
Q61 - Vital Signs At a Glance Contract Report for 334359/0001 - Year end March 2019

Name or company name	MR A JARVID
Contract type name	GDS Contract
Purpose of contract	General
Contract start date	01/04/2006
Contract end date	

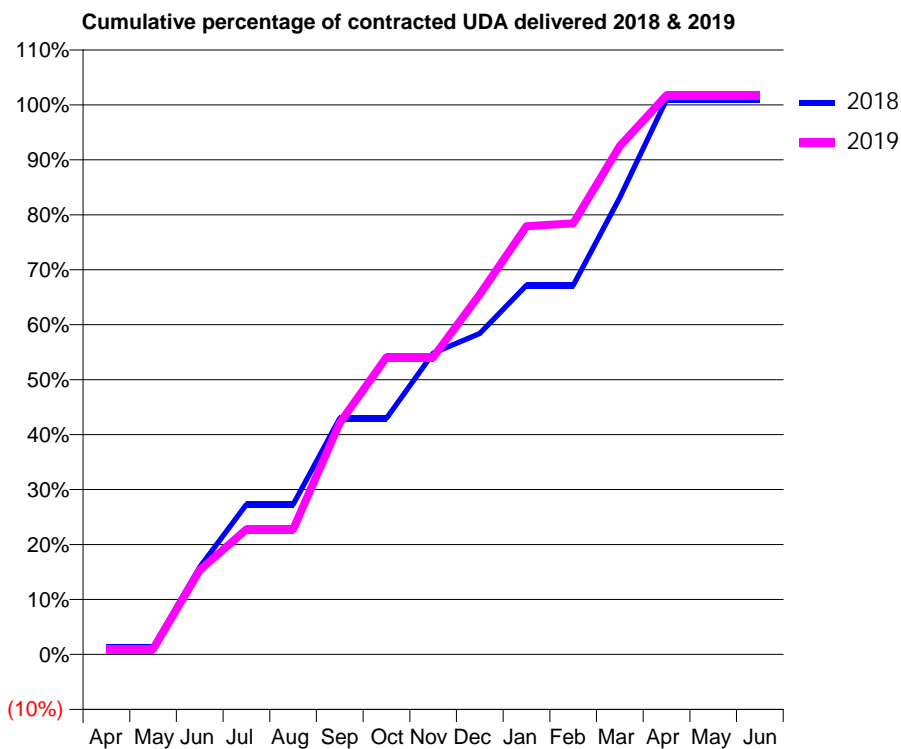
18/19 Contracted general activity (UDA)	1,322
Carry forward general activity (UDA)	-13
18/19 Contracted orthodontic activity (UOA)	0
Carry forward orthodontic activity (UOA)	0
Baseline contract value	£42,473.78

ACCESS*

Patients seen in 24 months	Total	Change since previous quarter
Quarter ending March 2018	630	
Quarter ending June 2018	650	↑
Quarter ending September 2018	658	→
Quarter ending December 2018	648	↓
Quarter ending March 2019	615	↓
Variance since March 2018	(2.4%)	↓



ACTIVITY



Month	Adjusted Scheduled Activity (UDA)	
	2018	2019
April	18	13
May	18	13
June	210	203
July	361	301
August	361	301
September	568	557
October	568	715
November	725	715
December	772	866
January	888	1,030
February	888	1,037
March	1,099	1,223
April	1,335	1,345
May	1,335	1,345
June	1,335	1,345

QUALITY

	Quantity	Base Number	Contract	AT	Region	England
% of FP17s for the same patient ID Re-attending within 3 months - Children	14	252	5.6%	10.7%	11.9%	11.8%
% of FP17s for the same patient ID Re-attending within 3 months - Adults	20	310	6.5%	16.1%	16.9%	15.7%
% of FP17s for the same patient ID Re-attending between 3 & 9 months - Children	78	252	31.0%	45.1%	48.9%	58.9%
% of FP17s for the same patient ID Re-attending between 3 & 9 months - Adults	90	310	29.0%	36.9%	38.9%	50.8%
% of FP17s for Band 1 Urgent Courses	0	506	0.0%	10.9%	10.7%	9.1%
% of FP17s Relating to Free Repair or Replacements	0	506	0.0%	0.5%	0.5%	0.8%
% of FP17s Relating to Continuations	0	506	0.0%	0.7%	0.7%	0.9%
% of Patients satisfied with the dentistry they have received	0	0	N/A	89.9%	89.1%	92.5%
% of Patients satisfied with the time they had to wait for an appointment	0	0	N/A	79.6%	83.1%	87.0%

* This is based on patients treated on this contract for their most recent course of treatment. Figures in italics indicate the base number of FP17s or Patient Questionnaire responses are less than 100. N/A is shown where the base number of responses is less than 10 during the period. % is calculated as Quantity/Base number*100

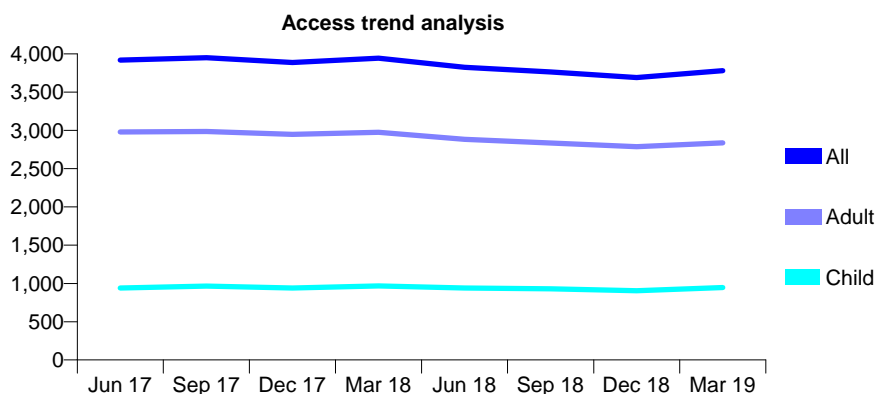
Q61 - Vital Signs At a Glance Contract Report for 335495/0001 - Year end March 2019

Name or company name	MISS A HOQUE
Contract type name	GDS Contract
Purpose of contract	General
Contract start date	01/04/2006
Contract end date	

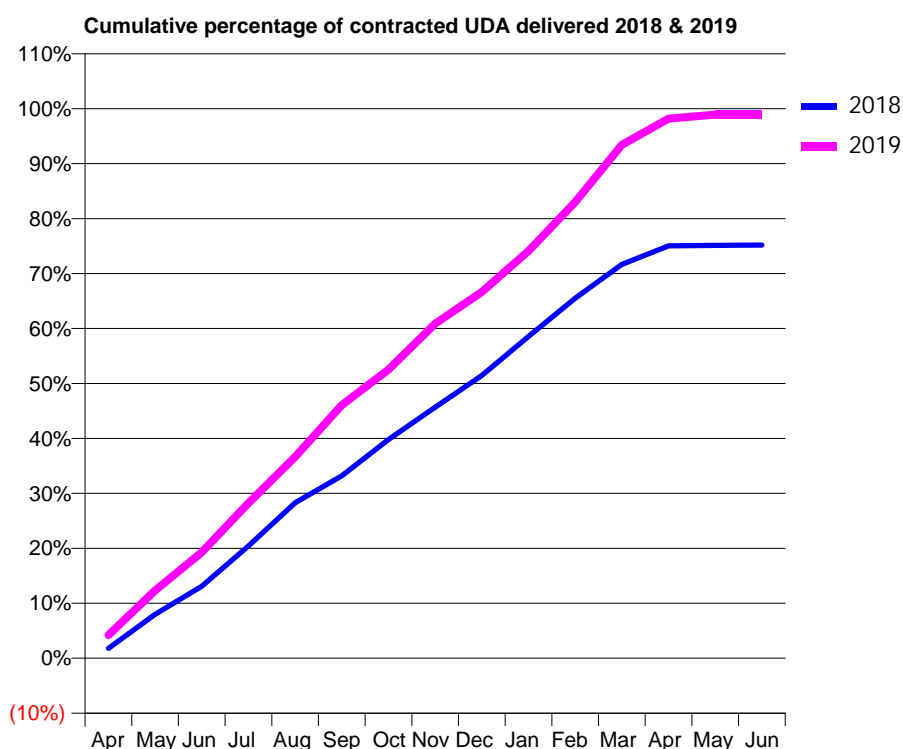
18/19 Contracted general activity (UDA)	10,500
Carry forward general activity (UDA)	0
18/19 Contracted orthodontic activity (UOA)	0
Carry forward orthodontic activity (UOA)	0
Baseline contract value	£294,764.30

ACCESS*

Patients seen in 24 months	Total	Change since previous quarter
Quarter ending March 2018	3,943	
Quarter ending June 2018	3,824	↓
Quarter ending September 2018	3,763	↓
Quarter ending December 2018	3,691	↓
Quarter ending March 2019	3,781	↑
Variance since March 2018	(4.1%)	↓



ACTIVITY



Month	Adjusted Scheduled Activity (UDA)	
	2018	2019
April	240	442
May	1,059	1,295
June	1,733	2,023
July	2,703	2,965
August	3,746	3,849
September	4,391	4,835
October	5,268	5,514
November	6,045	6,392
December	6,805	6,998
January	7,748	7,782
February	8,669	8,716
March	9,481	9,809
April	9,930	10,309
May	9,943	10,384
June	9,947	10,384

QUALITY

	Quantity	Base Number	Contract	AT	Region	England
% of FP17s for the same patient ID Re-attending within 3 months - Children	89	984	9.0%	10.7%	11.9%	11.8%
% of FP17s for the same patient ID Re-attending within 3 months - Adults	619	2,898	21.4%	16.1%	16.9%	15.7%
% of FP17s for the same patient ID Re-attending between 3 & 9 months - Children	310	984	31.5%	45.1%	48.9%	58.9%
% of FP17s for the same patient ID Re-attending between 3 & 9 months - Adults	692	2,898	23.9%	36.9%	38.9%	50.8%
% of FP17s for Band 1 Urgent Courses	823	3,883	21.2%	10.9%	10.7%	9.1%
% of FP17s Relating to Free Repair or Replacements	9	3,883	0.2%	0.5%	0.5%	0.8%
% of FP17s Relating to Continuations	33	3,883	0.8%	0.7%	0.7%	0.9%
% of Patients satisfied with the dentistry they have received	2	2	N/A	89.9%	89.1%	92.5%
% of Patients satisfied with the time they had to wait for an appointment	1	2	N/A	79.6%	83.1%	87.0%

* This is based on patients treated on this contract for their most recent course of treatment. Figures in italics indicate the base number of FP17s or Patient Questionnaire responses are less than 100. N/A is shown where the base number of responses is less than 10 during the period. % is calculated as Quantity/Base number*100

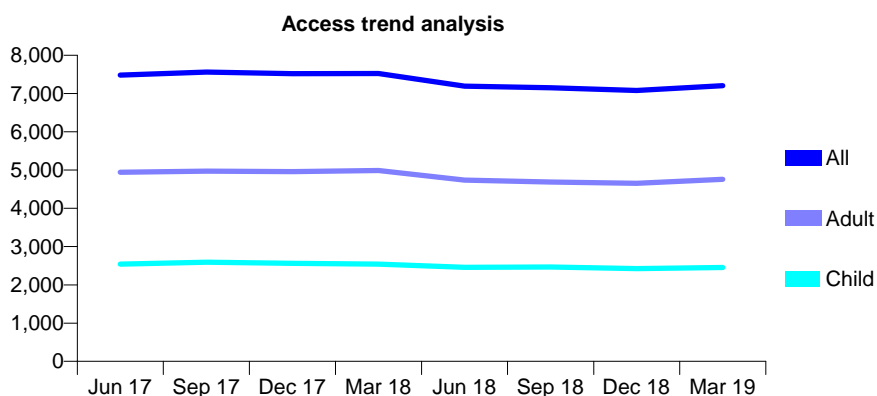
Q61 - Vital Signs At a Glance Contract Report for 336955/0004 - Year end March 2019

Name or company name	MR SM HUSSAIN
Contract type name	GDS Contract
Purpose of contract	General
Contract start date	01/04/2006
Contract end date	

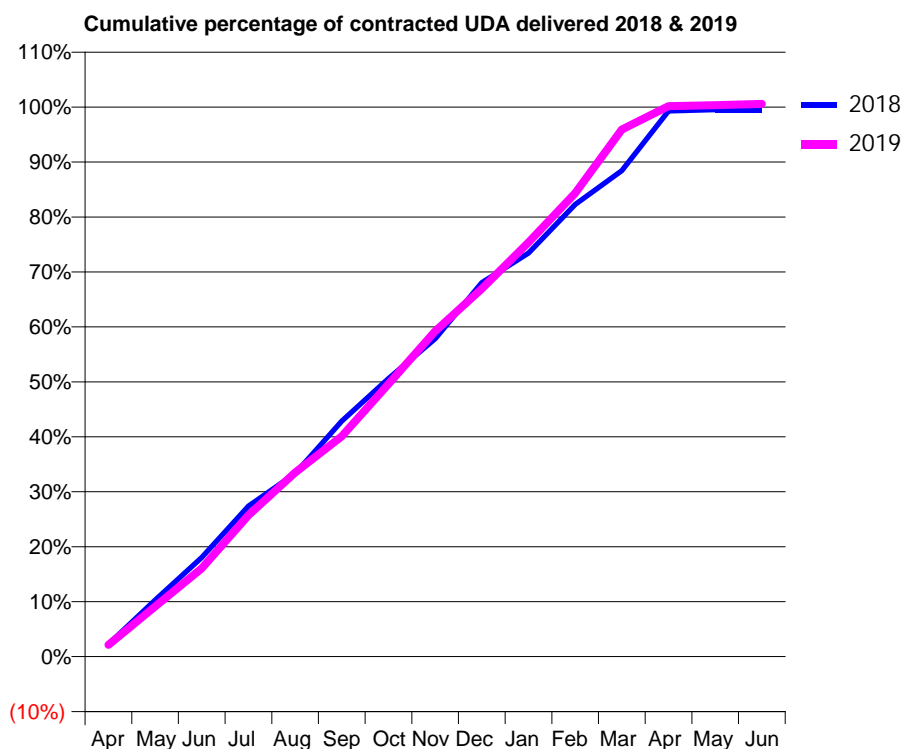
18/19 Contracted general activity (UDA)	20,008
Carry forward general activity (UDA)	92
18/19 Contracted orthodontic activity (UOA)	0
Carry forward orthodontic activity (UOA)	0
Baseline contract value	£558,613.00

ACCESS*

Patients seen in 24 months	Total	Change since previous quarter
Quarter ending March 2018	7,524	
Quarter ending June 2018	7,193	↓
Quarter ending September 2018	7,152	→
Quarter ending December 2018	7,078	↓
Quarter ending March 2019	7,207	→
Variance since March 2018	(4.2%)	↓



ACTIVITY



Month	Adjusted Scheduled Activity (UDA)	
	2018	2019
April	454	430
May	2,063	1,828
June	3,610	3,218
July	5,479	5,151
August	6,670	6,703
September	8,576	8,018
October	10,125	9,925
November	11,573	11,848
December	13,616	13,392
January	14,689	15,082
February	16,462	16,873
March	17,690	19,191
April	19,866	20,042
May	19,912	20,075
June	19,916	20,121

QUALITY

	Quantity	Base Number	Contract	AT	Region	England
% of FP17s for the same patient ID Re-attending within 3 months - Children	188	3,455	5.4%	10.7%	11.9%	11.8%
% of FP17s for the same patient ID Re-attending within 3 months - Adults	479	5,699	8.4%	16.1%	16.9%	15.7%
% of FP17s for the same patient ID Re-attending between 3 & 9 months - Children	1,714	3,455	49.6%	45.1%	48.9%	58.9%
% of FP17s for the same patient ID Re-attending between 3 & 9 months - Adults	2,457	5,699	43.1%	36.9%	38.9%	50.8%
% of FP17s for Band 1 Urgent Courses	346	8,777	3.9%	10.9%	10.7%	9.1%
% of FP17s Relating to Free Repair or Replacements	20	8,777	0.2%	0.5%	0.5%	0.8%
% of FP17s Relating to Continuations	17	8,777	0.2%	0.7%	0.7%	0.9%
% of Patients satisfied with the dentistry they have received	0	0	N/A	89.9%	89.1%	92.5%
% of Patients satisfied with the time they had to wait for an appointment	0	0	N/A	79.6%	83.1%	87.0%

* This is based on patients treated on this contract for their most recent course of treatment. Figures in italics indicate the base number of FP17s or Patient Questionnaire responses are less than 100. N/A is shown where the base number of responses is less than 10 during the period. % is calculated as Quantity/Base number*100

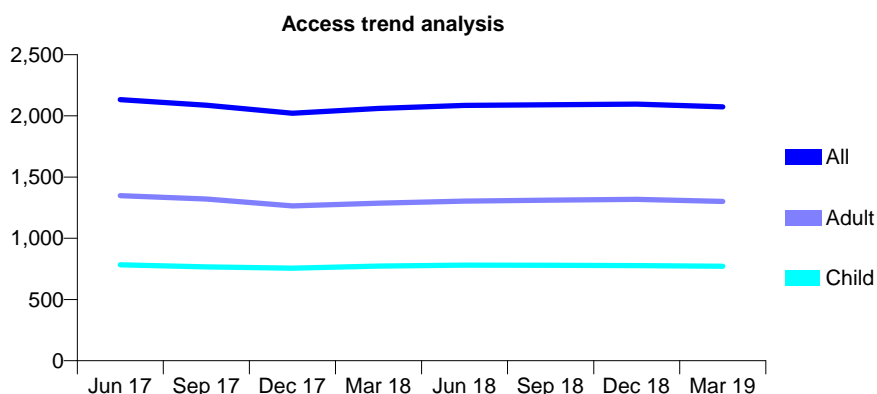
Q61 - Vital Signs At a Glance Contract Report for 337781/0001 - Year end March 2019

Name or company name	MR R HEJAZI-TEHRANI
Contract type name	GDS Contract
Purpose of contract	General
Contract start date	01/04/2006
Contract end date	

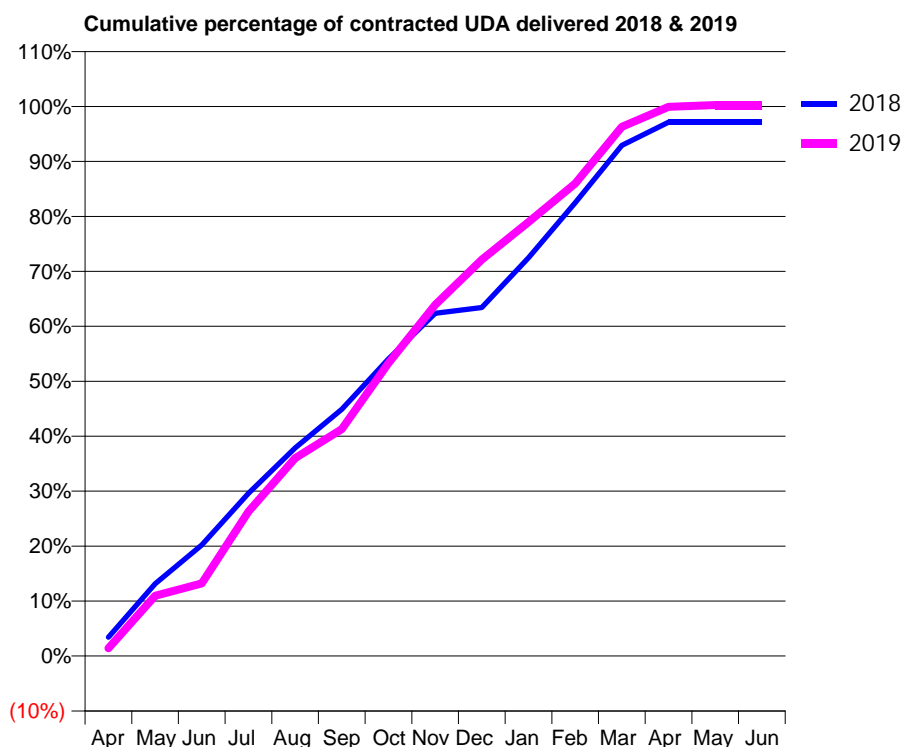
18/19 Contracted general activity (UDA)	4,625
Carry forward general activity (UDA)	132
18/19 Contracted orthodontic activity (UOA)	0
Carry forward orthodontic activity (UOA)	0
Baseline contract value	£128,957.67

ACCESS*

Patients seen in 24 months	Total	Change since previous quarter
Quarter ending March 2018	2,060	
Quarter ending June 2018	2,085	→
Quarter ending September 2018	2,091	→
Quarter ending December 2018	2,096	→
Quarter ending March 2019	2,073	↓
Variance since March 2018	0.6%	→



ACTIVITY



Month	Adjusted Scheduled Activity (UDA)	
	2018	2019
April	159	66
May	609	506
June	935	611
July	1,369	1,216
August	1,751	1,665
September	2,075	1,910
October	2,501	2,465
November	2,884	2,955
December	2,934	3,335
January	3,352	3,653
February	3,816	3,977
March	4,297	4,454
April	4,493	4,622
May	4,493	4,637
June	4,493	4,637

QUALITY

	Quantity	Base Number	Contract	AT	Region	England
% of FP17s for the same patient ID Re-attending within 3 months - Children	39	931	4.2%	10.7%	11.9%	11.8%
% of FP17s for the same patient ID Re-attending within 3 months - Adults	161	1,492	10.8%	16.1%	16.9%	15.7%
% of FP17s for the same patient ID Re-attending between 3 & 9 months - Children	473	931	50.8%	45.1%	48.9%	58.9%
% of FP17s for the same patient ID Re-attending between 3 & 9 months - Adults	640	1,492	42.9%	36.9%	38.9%	50.8%
% of FP17s for Band 1 Urgent Courses	140	2,406	5.8%	10.9%	10.7%	9.1%
% of FP17s Relating to Free Repair or Replacements	5	2,406	0.2%	0.5%	0.5%	0.8%
% of FP17s Relating to Continuations	5	2,406	0.2%	0.7%	0.7%	0.9%
% of Patients satisfied with the dentistry they have received	0	0	N/A	89.9%	89.1%	92.5%
% of Patients satisfied with the time they had to wait for an appointment	0	0	N/A	79.6%	83.1%	87.0%

* This is based on patients treated on this contract for their most recent course of treatment. Figures in italics indicate the base number of FP17s or Patient Questionnaire responses are less than 100. N/A is shown where the base number of responses is less than 10 during the period. % is calculated as Quantity/Base number*100

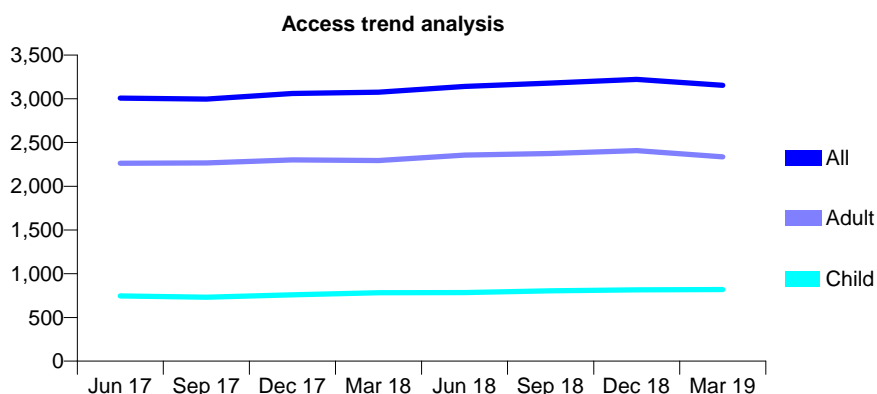
Q61 - Vital Signs At a Glance Contract Report for 338761/0001 - Year end March 2019

Name or company name	MR MS KHAN
Contract type name	GDS Contract
Purpose of contract	General
Contract start date	01/04/2006
Contract end date	

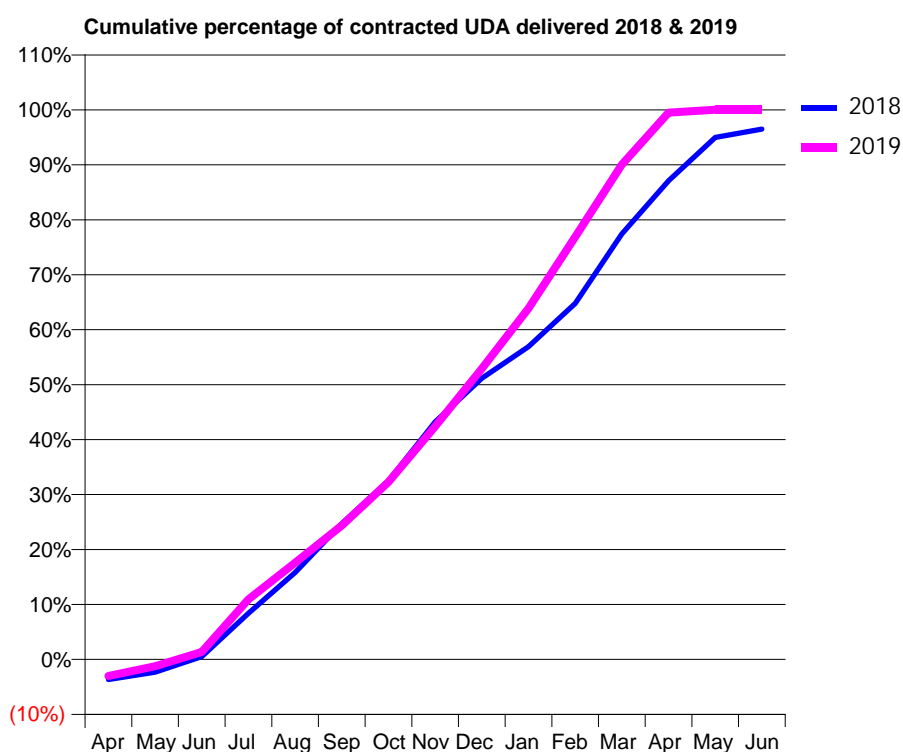
18/19 Contracted general activity (UDA)	11,004
Carry forward general activity (UDA)	386
18/19 Contracted orthodontic activity (UOA)	0
Carry forward orthodontic activity (UOA)	0
Baseline contract value	£339,996.70

ACCESS*

Patients seen in 24 months	Total	Change since previous quarter
Quarter ending March 2018	3,076	
Quarter ending June 2018	3,141	↑
Quarter ending September 2018	3,179	→
Quarter ending December 2018	3,222	→
Quarter ending March 2019	3,154	↓
Variance since March 2018	2.5%	↑



ACTIVITY



Month	2018	2019
April	-404	-333
May	-259	-137
June	56	150
July	926	1,204
August	1,742	1,938
September	2,721	2,679
October	3,579	3,552
November	4,756	4,666
December	5,629	5,819
January	6,264	7,029
February	7,130	8,461
March	8,519	9,906
April	9,582	10,947
May	10,451	11,005
June	10,618	11,005

QUALITY

	Quantity	Base Number	Contract	AT	Region	England
% of FP17s for the same patient ID Re-attending within 3 months - Children	139	1,156	12.0%	10.7%	11.9%	11.8%
% of FP17s for the same patient ID Re-attending within 3 months - Adults	679	2,909	23.3%	16.1%	16.9%	15.7%
% of FP17s for the same patient ID Re-attending between 3 & 9 months - Children	553	1,156	47.8%	45.1%	48.9%	58.9%
% of FP17s for the same patient ID Re-attending between 3 & 9 months - Adults	1,020	2,909	35.1%	36.9%	38.9%	50.8%
% of FP17s for Band 1 Urgent Courses	664	3,599	18.4%	10.9%	10.7%	9.1%
% of FP17s Relating to Free Repair or Replacements	16	3,599	0.4%	0.5%	0.5%	0.8%
% of FP17s Relating to Continuations	48	3,599	1.3%	0.7%	0.7%	0.9%
% of Patients satisfied with the dentistry they have received	2	2	N/A	89.9%	89.1%	92.5%
% of Patients satisfied with the time they had to wait for an appointment	0	2	N/A	79.6%	83.1%	87.0%

* This is based on patients treated on this contract for their most recent course of treatment. Figures in italics indicate the base number of FP17s or Patient Questionnaire responses are less than 100. N/A is shown where the base number of responses is less than 10 during the period. % is calculated as Quantity/Base number*100

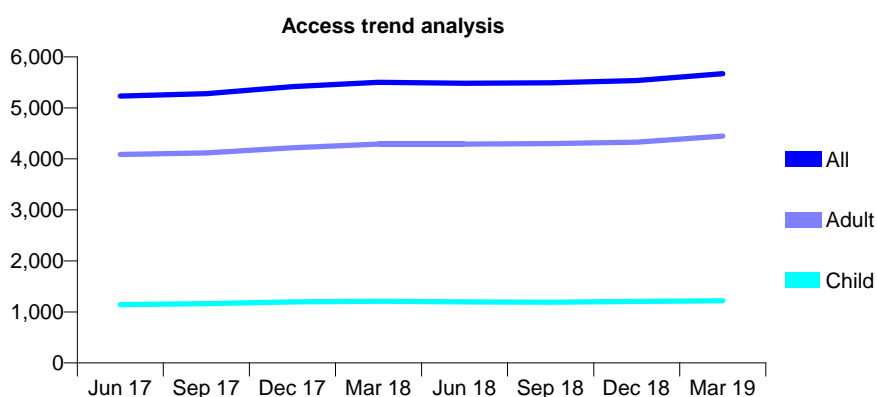
Q61 - Vital Signs At a Glance Contract Report for 338877/0001 - Year end March 2019

Name or company name	MR MC MARCOU
Contract type name	GDS Contract
Purpose of contract	General
Contract start date	01/04/2006
Contract end date	

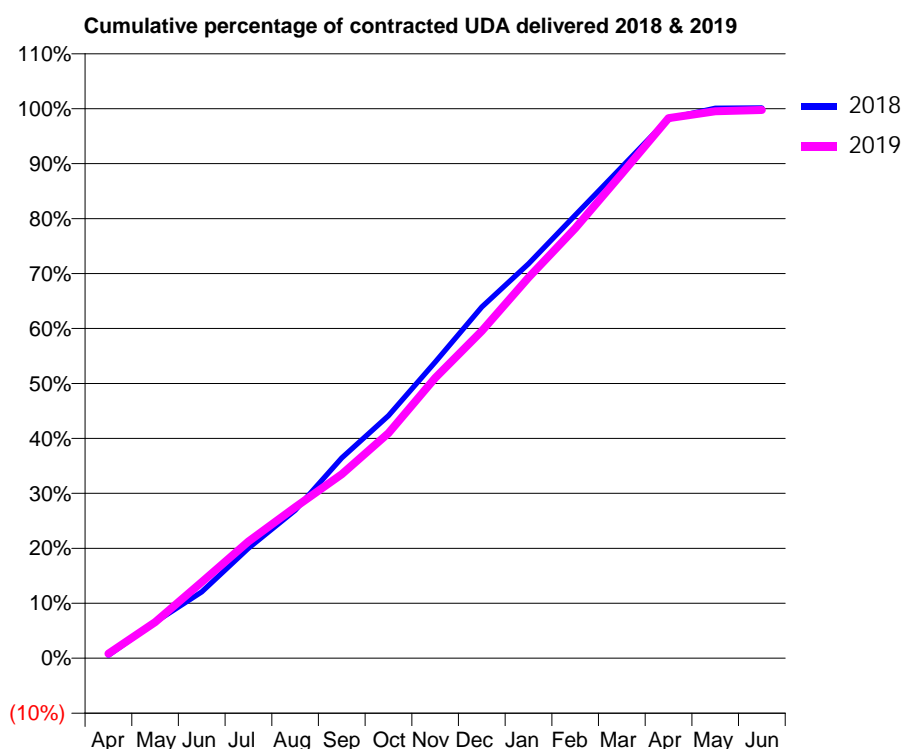
18/19 Contracted general activity (UDA)	15,124
Carry forward general activity (UDA)	-22
18/19 Contracted orthodontic activity (UOA)	0
Carry forward orthodontic activity (UOA)	0
Baseline contract value	£411,905.40

ACCESS*

Patients seen in 24 months	Total	Change since previous quarter
Quarter ending March 2018	5,501	
Quarter ending June 2018	5,484	→
Quarter ending September 2018	5,492	→
Quarter ending December 2018	5,536	→
Quarter ending March 2019	5,668	↑
Variance since March 2018	3.0%	↑



ACTIVITY



Adjusted Scheduled Activity (UDA)		
Month	2018	2019
April	83	126
May	992	991
June	1,825	2,095
July	3,028	3,213
August	4,072	4,158
September	5,510	5,062
October	6,674	6,194
November	8,148	7,717
December	9,665	9,004
January	10,855	10,476
February	12,194	11,835
March	13,518	13,336
April	14,857	14,863
May	15,137	15,053
June	15,146	15,085

QUALITY

	Quantity	Base Number	Contract	AT	Region	England
% of FP17s for the same patient ID Re-attending within 3 months - Children	97	1,484	6.5%	10.7%	11.9%	11.8%
% of FP17s for the same patient ID Re-attending within 3 months - Adults	666	5,244	12.7%	16.1%	16.9%	15.7%
% of FP17s for the same patient ID Re-attending between 3 & 9 months - Children	680	1,484	45.8%	45.1%	48.9%	58.9%
% of FP17s for the same patient ID Re-attending between 3 & 9 months - Adults	2,407	5,244	45.9%	36.9%	38.9%	50.8%
% of FP17s for Band 1 Urgent Courses	498	6,213	8.0%	10.9%	10.7%	9.1%
% of FP17s Relating to Free Repair or Replacements	46	6,213	0.7%	0.5%	0.5%	0.8%
% of FP17s Relating to Continuations	3	6,213	0.0%	0.7%	0.7%	0.9%
% of Patients satisfied with the dentistry they have received	1	1	N/A	89.9%	89.1%	92.5%
% of Patients satisfied with the time they had to wait for an appointment	1	1	N/A	79.6%	83.1%	87.0%

* This is based on patients treated on this contract for their most recent course of treatment.

Figures in italics indicate the base number of FP17s or Patient Questionnaire responses are less than 100. N/A is shown where the base number of responses is less than 10 during the period. % is calculated as Quantity/Base number*100

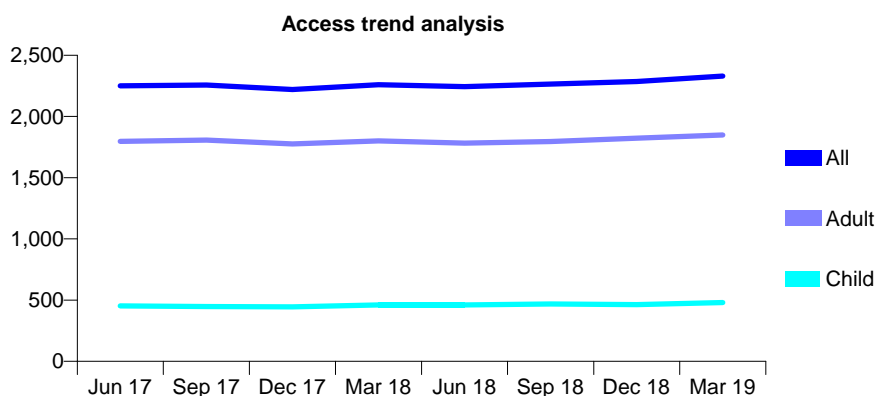
Q61 - Vital Signs At a Glance Contract Report for 339288/0001 - Year end March 2019

Name or company name	MR SA HAMA SAIED
Contract type name	GDS Contract
Purpose of contract	General
Contract start date	01/04/2006
Contract end date	

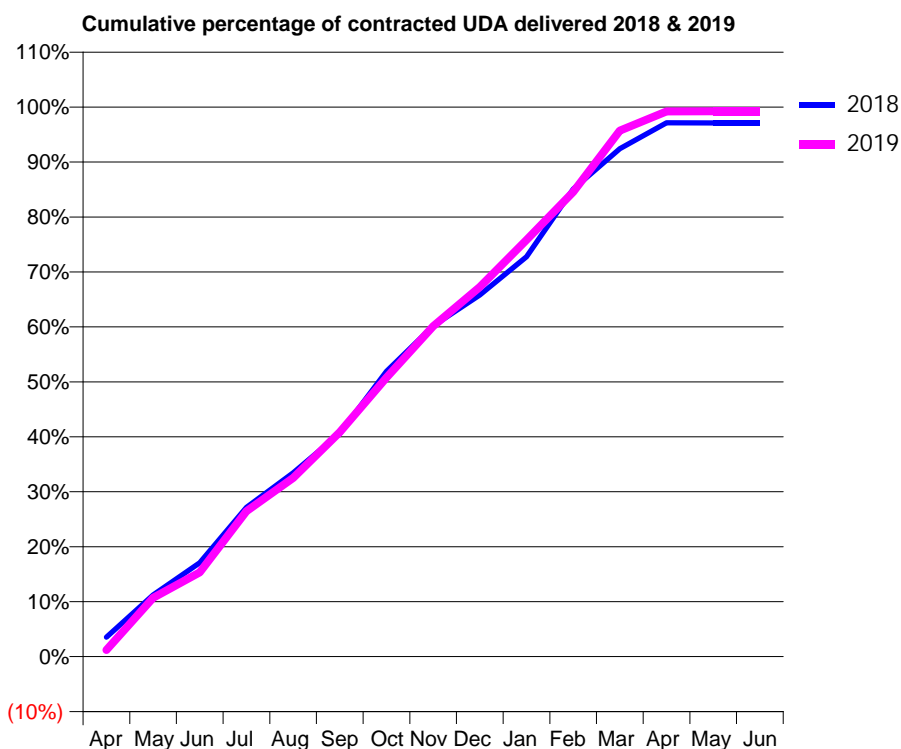
18/19 Contracted general activity (UDA)	8,013
Carry forward general activity (UDA)	232
18/19 Contracted orthodontic activity (UOA)	0
Carry forward orthodontic activity (UOA)	0
Baseline contract value	£242,899.97

ACCESS*

Patients seen in 24 months	Total	Change since previous quarter
Quarter ending March 2018	2,260	
Quarter ending June 2018	2,243	→
Quarter ending September 2018	2,265	→
Quarter ending December 2018	2,286	→
Quarter ending March 2019	2,330	→
Variance since March 2018	3.1%	↑



ACTIVITY



Month	Adjusted Scheduled Activity (UDA)	
	2018	2019
April	282	96
May	900	859
June	1,367	1,228
July	2,177	2,121
August	2,680	2,606
September	3,254	3,274
October	4,161	4,068
November	4,821	4,818
December	5,272	5,389
January	5,830	6,075
February	6,818	6,776
March	7,406	7,669
April	7,782	7,951
May	7,781	7,952
June	7,781	7,952

QUALITY

	Quantity	Base Number	Contract	AT	Region	England
% of FP17s for the same patient ID Re-attending within 3 months - Children	21	565	3.7%	10.7%	11.9%	11.8%
% of FP17s for the same patient ID Re-attending within 3 months - Adults	349	2,275	15.3%	16.1%	16.9%	15.7%
% of FP17s for the same patient ID Re-attending between 3 & 9 months - Children	265	565	46.9%	45.1%	48.9%	58.9%
% of FP17s for the same patient ID Re-attending between 3 & 9 months - Adults	990	2,275	43.5%	36.9%	38.9%	50.8%
% of FP17s for Band 1 Urgent Courses	3	2,838	0.1%	10.9%	10.7%	9.1%
% of FP17s Relating to Free Repair or Replacements	0	2,838	0.0%	0.5%	0.5%	0.8%
% of FP17s Relating to Continuations	115	2,838	4.1%	0.7%	0.7%	0.9%
% of Patients satisfied with the dentistry they have received	1	1	N/A	89.9%	89.1%	92.5%
% of Patients satisfied with the time they had to wait for an appointment	1	1	N/A	79.6%	83.1%	87.0%

* This is based on patients treated on this contract for their most recent course of treatment. Figures in italics indicate the base number of FP17s or Patient Questionnaire responses are less than 100. N/A is shown where the base number of responses is less than 10 during the period. % is calculated as Quantity/Base number*100

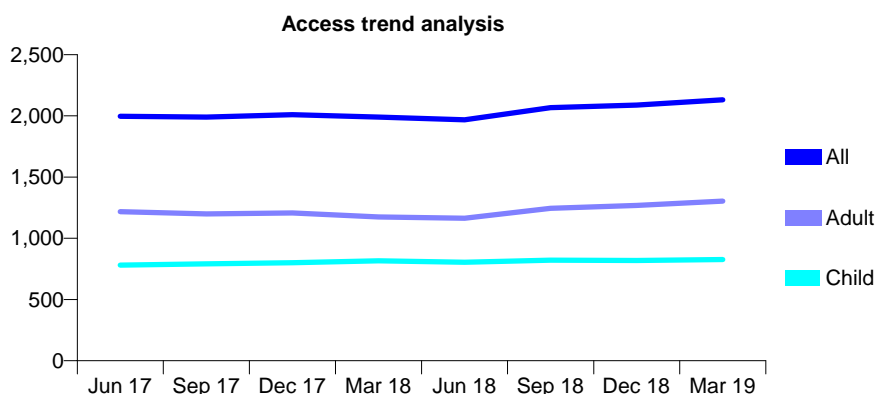
Q61 - Vital Signs At a Glance Contract Report for 339407/0001 - Year end March 2019

Name or company name	MR H HAMBARCHIAN
Contract type name	GDS Contract
Purpose of contract	General
Contract start date	01/04/2006
Contract end date	

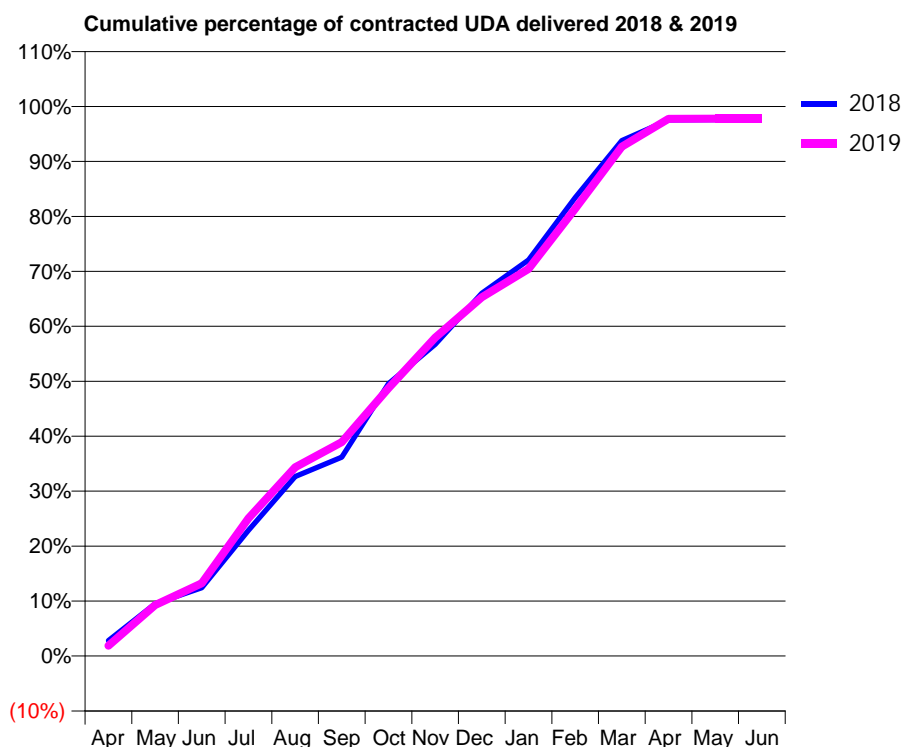
18/19 Contracted general activity (UDA)	10,663
Carry forward general activity (UDA)	258
18/19 Contracted orthodontic activity (UOA)	0
Carry forward orthodontic activity (UOA)	0
Baseline contract value	£353,174.34

ACCESS*

Patients seen in 24 months	Total	Change since previous quarter
Quarter ending March 2018	1,991	
Quarter ending June 2018	1,968	↓
Quarter ending September 2018	2,067	↑
Quarter ending December 2018	2,088	→
Quarter ending March 2019	2,131	↑
Variance since March 2018	7.0%	↑



ACTIVITY



Month	Adjusted Scheduled Activity (UDA)	
	2018	2019
April	298	201
May	1,015	989
June	1,326	1,410
July	2,439	2,673
August	3,480	3,664
September	3,859	4,149
October	5,282	5,198
November	6,048	6,179
December	7,037	6,961
January	7,684	7,509
February	8,895	8,680
March	9,999	9,884
April	10,402	10,423
May	10,405	10,426
June	10,405	10,426

QUALITY

	Quantity	Base Number	Contract	AT	Region	England
% of FP17s for the same patient ID Re-attending within 3 months - Children	59	1,218	4.8%	10.7%	11.9%	11.8%
% of FP17s for the same patient ID Re-attending within 3 months - Adults	156	1,748	8.9%	16.1%	16.9%	15.7%
% of FP17s for the same patient ID Re-attending between 3 & 9 months - Children	776	1,218	63.7%	45.1%	48.9%	58.9%
% of FP17s for the same patient ID Re-attending between 3 & 9 months - Adults	1,042	1,748	59.6%	36.9%	38.9%	50.8%
% of FP17s for Band 1 Urgent Courses	41	2,972	1.4%	10.9%	10.7%	9.1%
% of FP17s Relating to Free Repair or Replacements	0	2,972	0.0%	0.5%	0.5%	0.8%
% of FP17s Relating to Continuations	1	2,972	0.0%	0.7%	0.7%	0.9%
% of Patients satisfied with the dentistry they have received	0	0	N/A	89.9%	89.1%	92.5%
% of Patients satisfied with the time they had to wait for an appointment	0	0	N/A	79.6%	83.1%	87.0%

* This is based on patients treated on this contract for their most recent course of treatment. Figures in italics indicate the base number of FP17s or Patient Questionnaire responses are less than 100. N/A is shown where the base number of responses is less than 10 during the period. % is calculated as Quantity/Base number*100

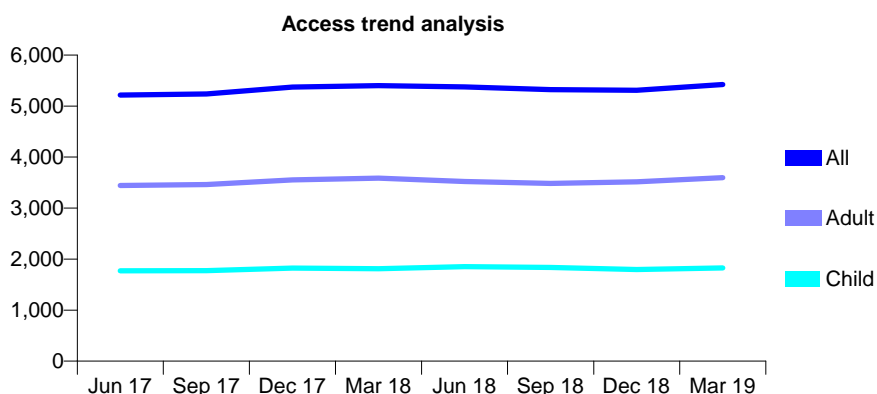
Q61 - Vital Signs At a Glance Contract Report for 340561/0001 - Year end March 2019

Name or company name	MR S RAJAYOGAN
Contract type name	GDS Contract
Purpose of contract	General
Contract start date	01/04/2006
Contract end date	

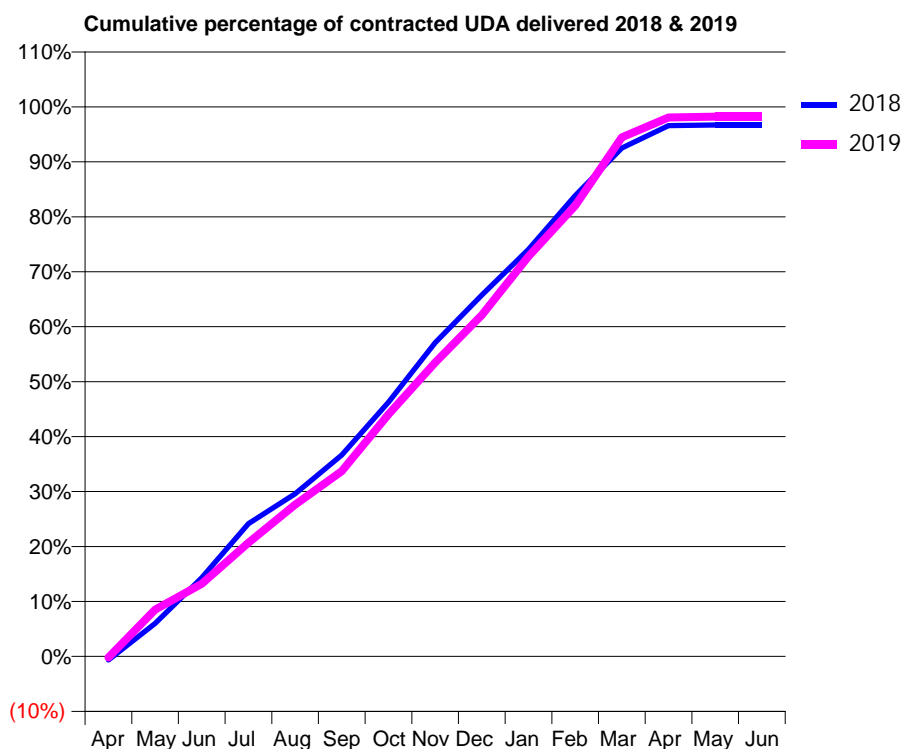
18/19 Contracted general activity (UDA)	13,563
Carry forward general activity (UDA)	449
18/19 Contracted orthodontic activity (UOA)	0
Carry forward orthodontic activity (UOA)	0
Baseline contract value	£386,925.13

ACCESS*

Patients seen in 24 months	Total	Change since previous quarter
Quarter ending March 2018	5,400	
Quarter ending June 2018	5,376	→
Quarter ending September 2018	5,321	↓
Quarter ending December 2018	5,310	→
Quarter ending March 2019	5,424	↑
Variance since March 2018	0.4%	→



ACTIVITY



Month	Adjusted Scheduled Activity (UDA)	
	2018	2019
April	-91	-29
May	817	1,157
June	1,941	1,791
July	3,276	2,806
August	4,013	3,746
September	4,971	4,575
October	6,275	5,974
November	7,742	7,256
December	8,918	8,424
January	10,048	9,871
February	11,372	11,124
March	12,547	12,812
April	13,097	13,301
May	13,114	13,322
June	13,114	13,322

QUALITY

	Quantity	Base Number	Contract	AT	Region	England
% of FP17s for the same patient ID Re-attending within 3 months - Children	103	1,879	5.5%	10.7%	11.9%	11.8%
% of FP17s for the same patient ID Re-attending within 3 months - Adults	253	3,027	8.4%	16.1%	16.9%	15.7%
% of FP17s for the same patient ID Re-attending between 3 & 9 months - Children	627	1,879	33.4%	45.1%	48.9%	58.9%
% of FP17s for the same patient ID Re-attending between 3 & 9 months - Adults	782	3,027	25.8%	36.9%	38.9%	50.8%
% of FP17s for Band 1 Urgent Courses	420	4,928	8.5%	10.9%	10.7%	9.1%
% of FP17s Relating to Free Repair or Replacements	0	4,928	0.0%	0.5%	0.5%	0.8%
% of FP17s Relating to Continuations	7	4,928	0.1%	0.7%	0.7%	0.9%
% of Patients satisfied with the dentistry they have received	0	0	N/A	89.9%	89.1%	92.5%
% of Patients satisfied with the time they had to wait for an appointment	0	0	N/A	79.6%	83.1%	87.0%

* This is based on patients treated on this contract for their most recent course of treatment. Figures in italics indicate the base number of FP17s or Patient Questionnaire responses are less than 100. N/A is shown where the base number of responses is less than 10 during the period. % is calculated as Quantity/Base number*100

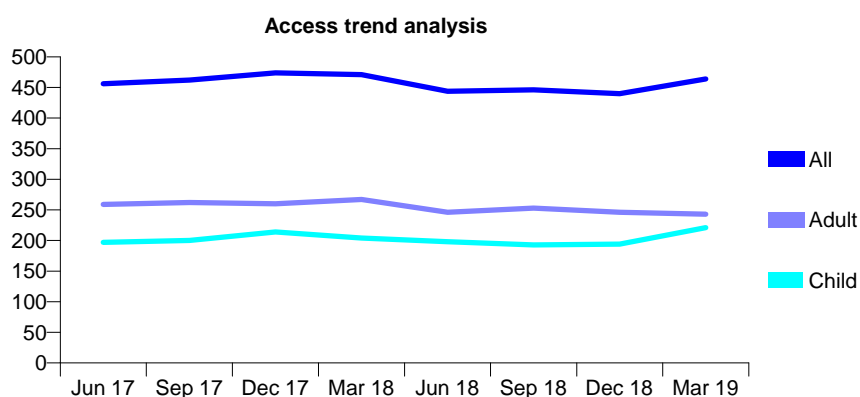
Q61 - Vital Signs At a Glance Contract Report for 341320/0001 - Year end March 2019

Name or company name	MR HS JOSHI
Contract type name	GDS Contract
Purpose of contract	General
Contract start date	01/04/2006
Contract end date	

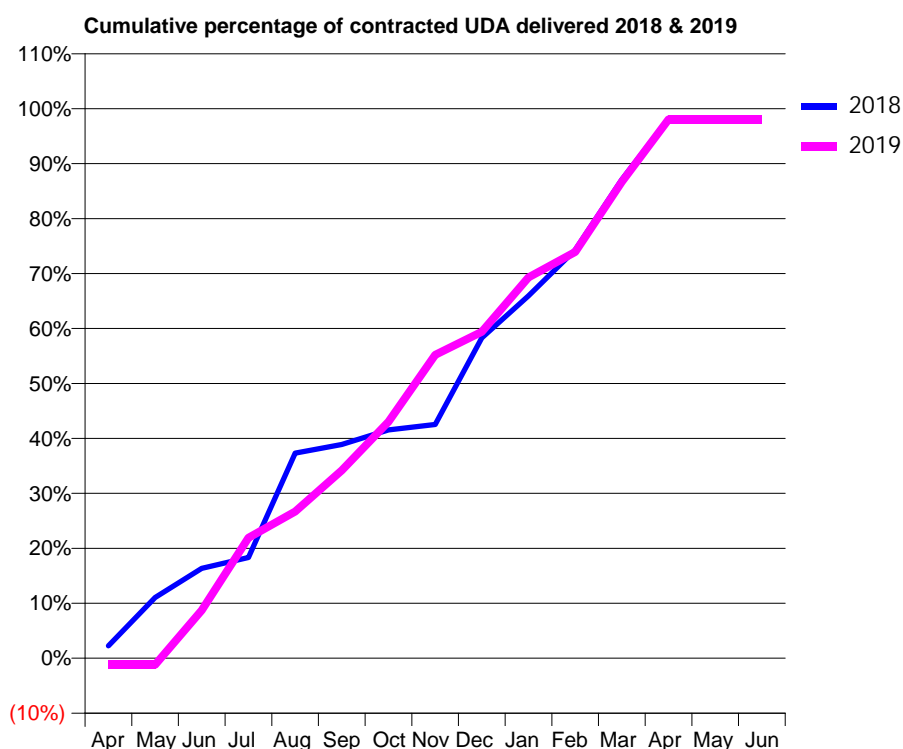
18/19 Contracted general activity (UDA)	1,646
Carry forward general activity (UDA)	31
18/19 Contracted orthodontic activity (UOA)	0
Carry forward orthodontic activity (UOA)	0
Baseline contract value	£84,059.69

ACCESS*

Patients seen in 24 months	Total	Change since previous quarter
Quarter ending March 2018	471	
Quarter ending June 2018	444	↓
Quarter ending September 2018	446	→
Quarter ending December 2018	440	↓
Quarter ending March 2019	464	↑
Variance since March 2018	(1.5%)	↓



ACTIVITY



Month	Adjusted Scheduled Activity (UDA)	
	2018	2019
April	37	-20
May	182	-20
June	269	144
July	302	361
August	615	439
September	640	563
October	684	708
November	700	908
December	960	978
January	1,086	1,141
February	1,223	1,217
March	1,433	1,427
April	1,615	1,614
May	1,615	1,614
June	1,615	1,614

QUALITY

	Quantity	Base Number	Contract	AT	Region	England
% of FP17s for the same patient ID Re-attending within 3 months - Children	30	265	11.3%	10.7%	11.9%	11.8%
% of FP17s for the same patient ID Re-attending within 3 months - Adults	54	270	20.0%	16.1%	16.9%	15.7%
% of FP17s for the same patient ID Re-attending between 3 & 9 months - Children	123	265	46.4%	45.1%	48.9%	58.9%
% of FP17s for the same patient ID Re-attending between 3 & 9 months - Adults	108	270	40.0%	36.9%	38.9%	50.8%
% of FP17s for Band 1 Urgent Courses	24	540	4.4%	10.9%	10.7%	9.1%
% of FP17s Relating to Free Repair or Replacements	0	540	0.0%	0.5%	0.5%	0.8%
% of FP17s Relating to Continuations	0	540	0.0%	0.7%	0.7%	0.9%
% of Patients satisfied with the dentistry they have received	0	0	N/A	89.9%	89.1%	92.5%
% of Patients satisfied with the time they had to wait for an appointment	0	0	N/A	79.6%	83.1%	87.0%

* This is based on patients treated on this contract for their most recent course of treatment.

Figures in italics indicate the base number of FP17s or Patient Questionnaire responses are less than 100. N/A is shown where the base number of responses is less than 10 during the period. % is calculated as Quantity/Base number*100

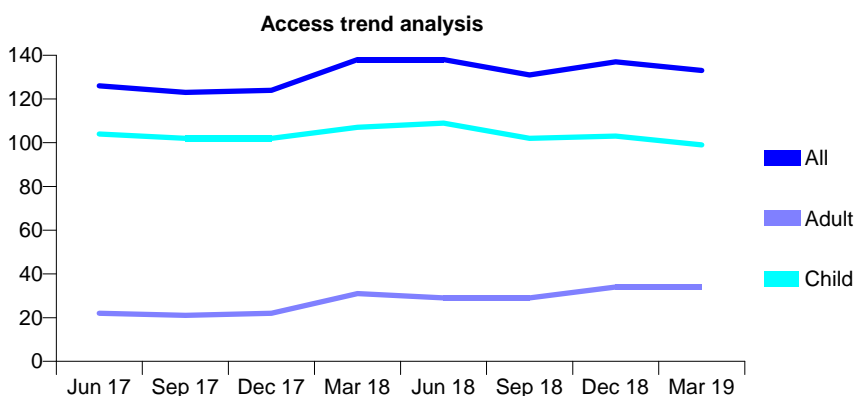
Q61 - Vital Signs At a Glance Contract Report for 342858/0002 - Year end March 2019

Name or company name	MRS B SALEK-HADDADI
Contract type name	GDS Contract
Purpose of contract	General
Contract start date	01/04/2006
Contract end date	31/03/2019

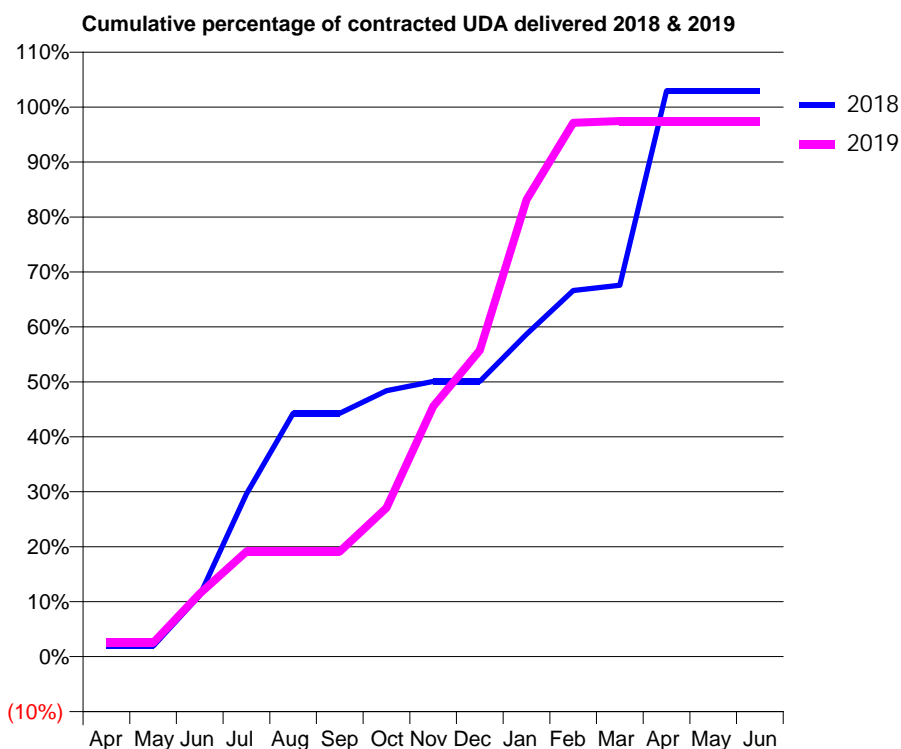
18/19 Contracted general activity (UDA)	314
Carry forward general activity (UDA)	-6
18/19 Contracted orthodontic activity (UOA)	0
Carry forward orthodontic activity (UOA)	0
Baseline contract value	£12,942.86

ACCESS*

Patients seen in 24 months	Total	Change since previous quarter
Quarter ending March 2018	138	
Quarter ending June 2018	138	→
Quarter ending September 2018	131	↓
Quarter ending December 2018	137	↑
Quarter ending March 2019	133	↓
Variance since March 2018	(3.6%)	↓



ACTIVITY



Month	Adjusted Scheduled Activity (UDA)	
	2018	2019
April	6	8
May	6	8
June	35	36
July	93	60
August	139	60
September	139	60
October	152	85
November	157	143
December	157	175
January	184	261
February	209	305
March	212	306
April	323	306
May	323	306
June	323	306

QUALITY

	Quantity	Base Number	Contract	AT	Region	England
% of FP17s for the same patient ID Re-attending within 3 months - Children	5	129	3.9%	10.7%	11.9%	11.8%
% of FP17s for the same patient ID Re-attending within 3 months - Adults	4	40	10.0%	16.1%	16.9%	15.7%
% of FP17s for the same patient ID Re-attending between 3 & 9 months - Children	62	129	48.1%	45.1%	48.9%	58.9%
% of FP17s for the same patient ID Re-attending between 3 & 9 months - Adults	18	40	45.0%	36.9%	38.9%	50.8%
% of FP17s for Band 1 Urgent Courses	0	126	0.0%	10.9%	10.7%	9.1%
% of FP17s Relating to Free Repair or Replacements	0	126	0.0%	0.5%	0.5%	0.8%
% of FP17s Relating to Continuations	0	126	0.0%	0.7%	0.7%	0.9%
% of Patients satisfied with the dentistry they have received	0	0	N/A	89.9%	89.1%	92.5%
% of Patients satisfied with the time they had to wait for an appointment	0	0	N/A	79.6%	83.1%	87.0%

* This is based on patients treated on this contract for their most recent course of treatment. Figures in italics indicate the base number of FP17s or Patient Questionnaire responses are less than 100. N/A is shown where the base number of responses is less than 10 during the period. % is calculated as Quantity/Base number*100

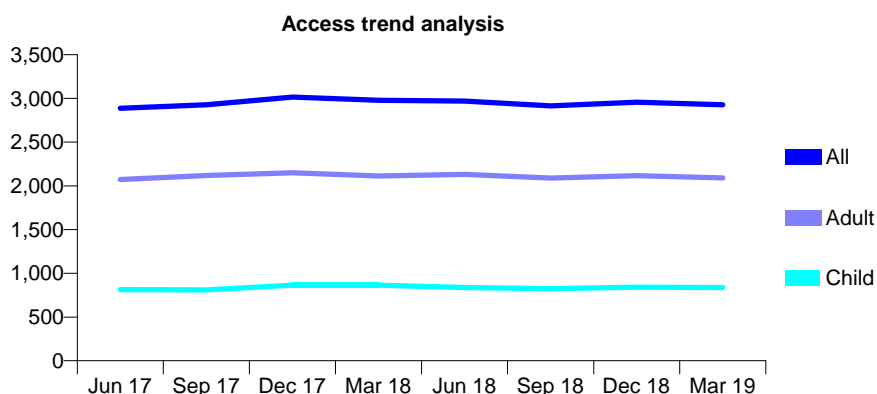
Q61 - Vital Signs At a Glance Contract Report for 343587/0001 - Year end March 2019

Name or company name	MR F AMINI
Contract type name	GDS Contract
Purpose of contract	General
Contract start date	01/04/2006
Contract end date	

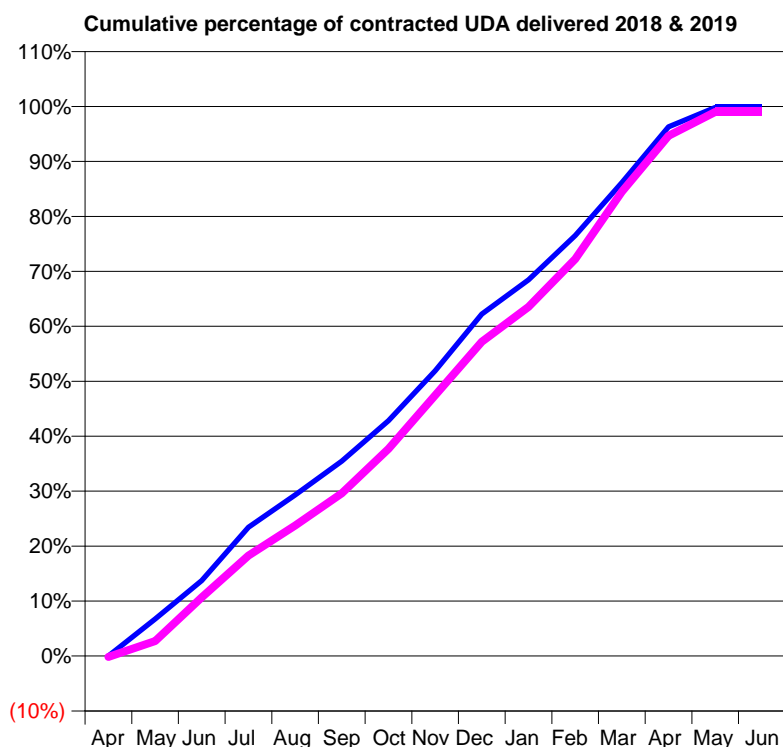
18/19 Contracted general activity (UDA)	10,546
Carry forward general activity (UDA)	18
18/19 Contracted orthodontic activity (UOA)	0
Carry forward orthodontic activity (UOA)	0
Baseline contract value	£316,634.46

ACCESS*

Patients seen in 24 months	Total	Change since previous quarter
Quarter ending March 2018	2,977	
Quarter ending June 2018	2,968	→
Quarter ending September 2018	2,913	↓
Quarter ending December 2018	2,957	→
Quarter ending March 2019	2,927	↓
Variance since March 2018	(1.7%)	↓



ACTIVITY



Month	Adjusted Scheduled Activity (UDA)	
	2018	2019
April	0	-18
May	713	288
June	1,447	1,126
July	2,472	1,927
August	3,090	2,504
September	3,741	3,122
October	4,516	3,976
November	5,476	5,004
December	6,561	6,032
January	7,217	6,699
February	8,071	7,617
March	9,083	8,907
April	10,153	9,983
May	10,528	10,440
June	10,528	10,440

QUALITY

	Quantity	Base Number	Contract	AT	Region	England
% of FP17s for the same patient ID Re-attending within 3 months - Children	90	874	10.3%	10.7%	11.9%	11.8%
% of FP17s for the same patient ID Re-attending within 3 months - Adults	572	2,309	24.8%	16.1%	16.9%	15.7%
% of FP17s for the same patient ID Re-attending between 3 & 9 months - Children	325	874	37.2%	45.1%	48.9%	58.9%
% of FP17s for the same patient ID Re-attending between 3 & 9 months - Adults	607	2,309	26.3%	36.9%	38.9%	50.8%
% of FP17s for Band 1 Urgent Courses	723	3,240	22.3%	10.9%	10.7%	9.1%
% of FP17s Relating to Free Repair or Replacements	12	3,240	0.4%	0.5%	0.5%	0.8%
% of FP17s Relating to Continuations	39	3,240	1.2%	0.7%	0.7%	0.9%
% of Patients satisfied with the dentistry they have received	1	1	N/A	89.9%	89.1%	92.5%
% of Patients satisfied with the time they had to wait for an appointment	1	1	N/A	79.6%	83.1%	87.0%

* This is based on patients treated on this contract for their most recent course of treatment. Figures in italics indicate the base number of FP17s or Patient Questionnaire responses are less than 100. N/A is shown where the base number of responses is less than 10 during the period. % is calculated as Quantity/Base number*100

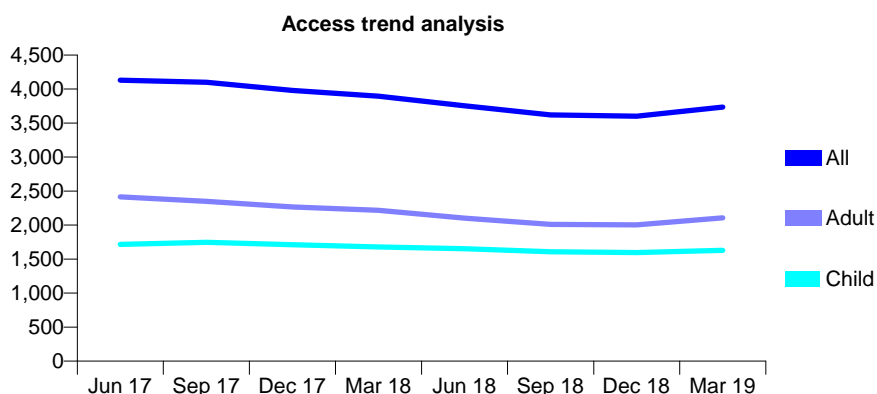
Q61 - Vital Signs At a Glance Contract Report for 344516/0001 - Year end March 2019

Name or company name	MS MK MORADI
Contract type name	GDS Contract
Purpose of contract	General
Contract start date	01/04/2006
Contract end date	

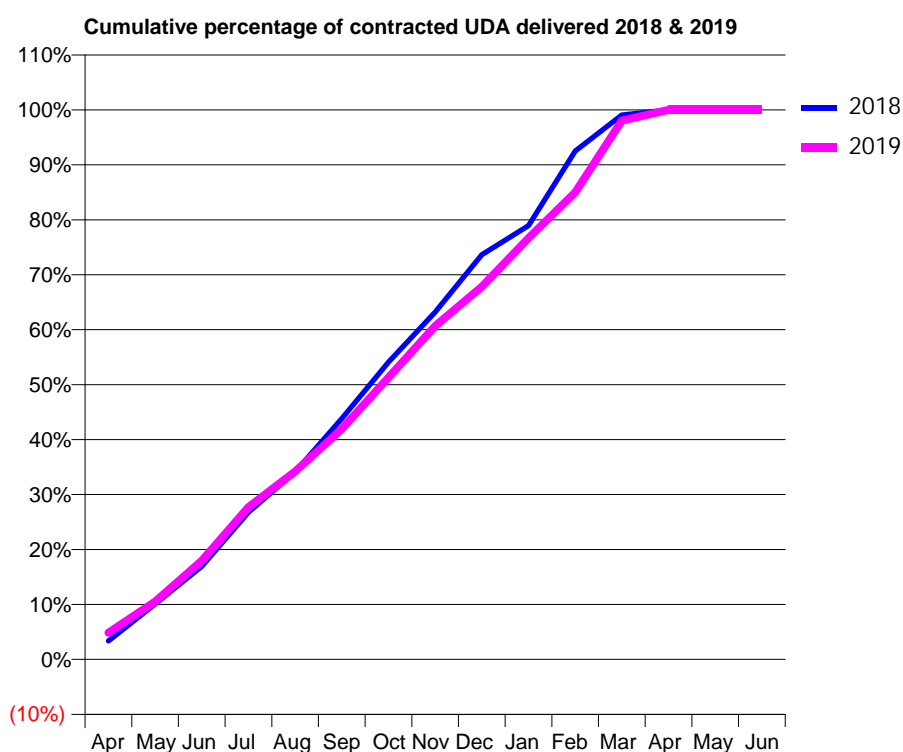
18/19 Contracted general activity (UDA)	11,486
Carry forward general activity (UDA)	0
18/19 Contracted orthodontic activity (UOA)	0
Carry forward orthodontic activity (UOA)	0
Baseline contract value	£342,307.16

ACCESS*

Patients seen in 24 months	Total	Change since previous quarter
Quarter ending March 2018	3,895	
Quarter ending June 2018	3,754	↓
Quarter ending September 2018	3,620	↓
Quarter ending December 2018	3,600	→
Quarter ending March 2019	3,737	↑
Variance since March 2018	(4.1%)	↓



ACTIVITY



Month	Adjusted Scheduled Activity (UDA)	
	2018	2019
April	386	558
May	1,161	1,212
June	1,943	2,064
July	3,076	3,181
August	3,918	3,929
September	5,031	4,816
October	6,214	5,892
November	7,259	6,970
December	8,457	7,789
January	9,064	8,807
February	10,626	9,763
March	11,375	11,260
April	11,486	11,486
May	11,486	11,486
June	11,486	11,486

QUALITY

	Quantity	Base Number	Contract	AT	Region	England
% of FP17s for the same patient ID Re-attending within 3 months - Children	137	1,987	6.9%	10.7%	11.9%	11.8%
% of FP17s for the same patient ID Re-attending within 3 months - Adults	188	2,037	9.2%	16.1%	16.9%	15.7%
% of FP17s for the same patient ID Re-attending between 3 & 9 months - Children	920	1,987	46.3%	45.1%	48.9%	58.9%
% of FP17s for the same patient ID Re-attending between 3 & 9 months - Adults	742	2,037	36.4%	36.9%	38.9%	50.8%
% of FP17s for Band 1 Urgent Courses	209	4,052	5.2%	10.9%	10.7%	9.1%
% of FP17s Relating to Free Repair or Replacements	21	4,052	0.5%	0.5%	0.5%	0.8%
% of FP17s Relating to Continuations	0	4,052	0.0%	0.7%	0.7%	0.9%
% of Patients satisfied with the dentistry they have received	1	1	N/A	89.9%	89.1%	92.5%
% of Patients satisfied with the time they had to wait for an appointment	1	1	N/A	79.6%	83.1%	87.0%

* This is based on patients treated on this contract for their most recent course of treatment. Figures in italics indicate the base number of FP17s or Patient Questionnaire responses are less than 100. N/A is shown where the base number of responses is less than 10 during the period. % is calculated as Quantity/Base number*100

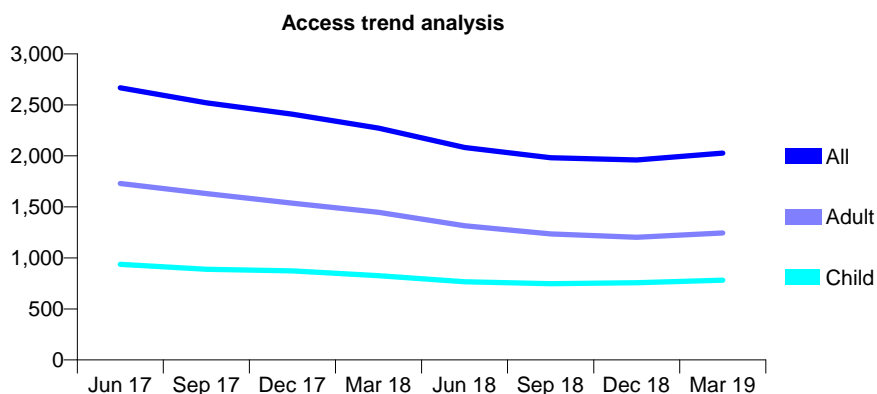
Q61 - Vital Signs At a Glance Contract Report for 345725/0002 - Year end March 2019

Name or company name	DR OO AJANAKU
Contract type name	Pilot Contract
Purpose of contract	General
Contract start date	05/04/2006
Contract end date	

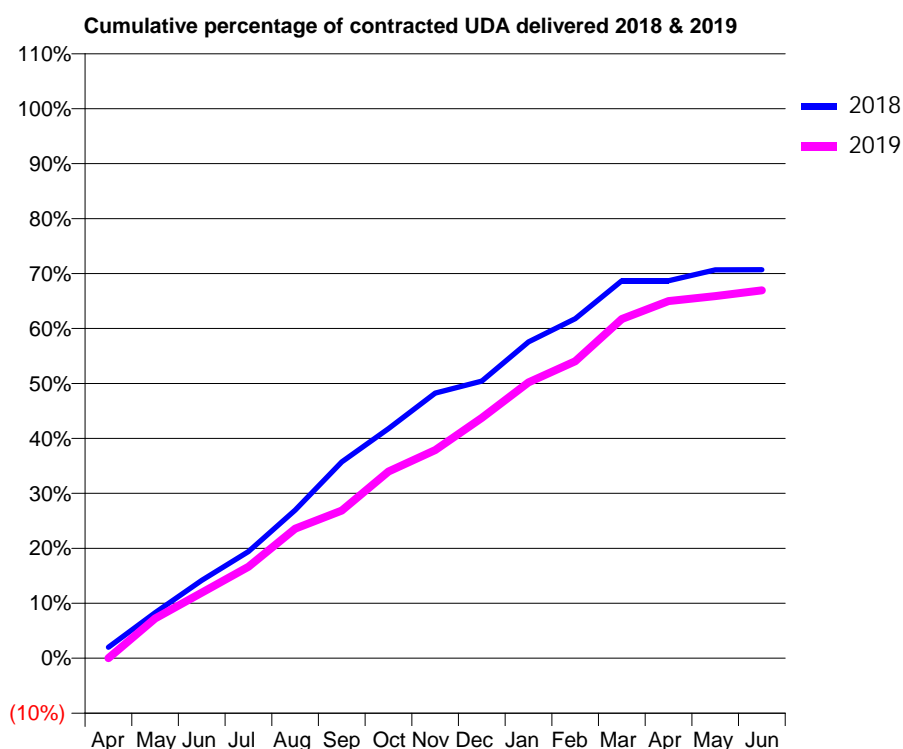
18/19 Contracted general activity (UDA)	6,509
Carry forward general activity (UDA)	0
18/19 Contracted orthodontic activity (UOA)	0
Carry forward orthodontic activity (UOA)	0
Baseline contract value	£178,935.96

ACCESS*

Patients seen in 24 months	Total	Change since previous quarter
Quarter ending March 2018	2,272	
Quarter ending June 2018	2,083	↓
Quarter ending September 2018	1,983	↓
Quarter ending December 2018	1,960	↓
Quarter ending March 2019	2,028	↑
Variance since March 2018	(10.7%)	↓



ACTIVITY



Month	Adjusted Scheduled Activity (UDA)	
	2018	2019
April	130	0
May	540	472
June	923	777
July	1,262	1,083
August	1,754	1,535
September	2,325	1,750
October	2,718	2,212
November	3,141	2,465
December	3,283	2,845
January	3,748	3,267
February	4,023	3,517
March	4,471	4,018
April	4,471	4,229
May	4,600	4,289
June	4,602	4,356

QUALITY

	Quantity	Base Number	Contract	AT	Region	England
% of FP17s for the same patient ID Re-attending within 3 months - Children	47	831	5.7%	10.7%	11.9%	11.8%
% of FP17s for the same patient ID Re-attending within 3 months - Adults	201	1,152	17.4%	16.1%	16.9%	15.7%
% of FP17s for the same patient ID Re-attending between 3 & 9 months - Children	322	831	38.7%	45.1%	48.9%	58.9%
% of FP17s for the same patient ID Re-attending between 3 & 9 months - Adults	270	1,152	23.4%	36.9%	38.9%	50.8%
% of FP17s for Band 1 Urgent Courses	47	2,091	2.2%	10.9%	10.7%	9.1%
% of FP17s Relating to Free Repair or Replacements	21	2,091	1.0%	0.5%	0.5%	0.8%
% of FP17s Relating to Continuations	19	2,091	0.9%	0.7%	0.7%	0.9%
% of Patients satisfied with the dentistry they have received	0	0	N/A	89.9%	89.1%	92.5%
% of Patients satisfied with the time they had to wait for an appointment	0	0	N/A	79.6%	83.1%	87.0%

* This is based on patients treated on this contract for their most recent course of treatment.

Figures in italics indicate the base number of FP17s or Patient Questionnaire responses are less than 100. N/A is shown where the base number of responses is less than 10 during the period. % is calculated as Quantity/Base number*100

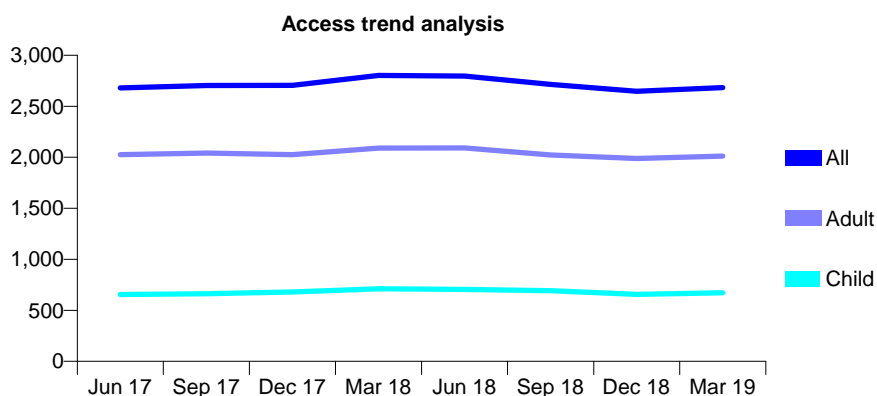
Q61 - Vital Signs At a Glance Contract Report for 347477/0001 - Year end March 2019

Name or company name	MRS B CROWTHER
Contract type name	GDS Contract
Purpose of contract	General
Contract start date	01/04/2008
Contract end date	

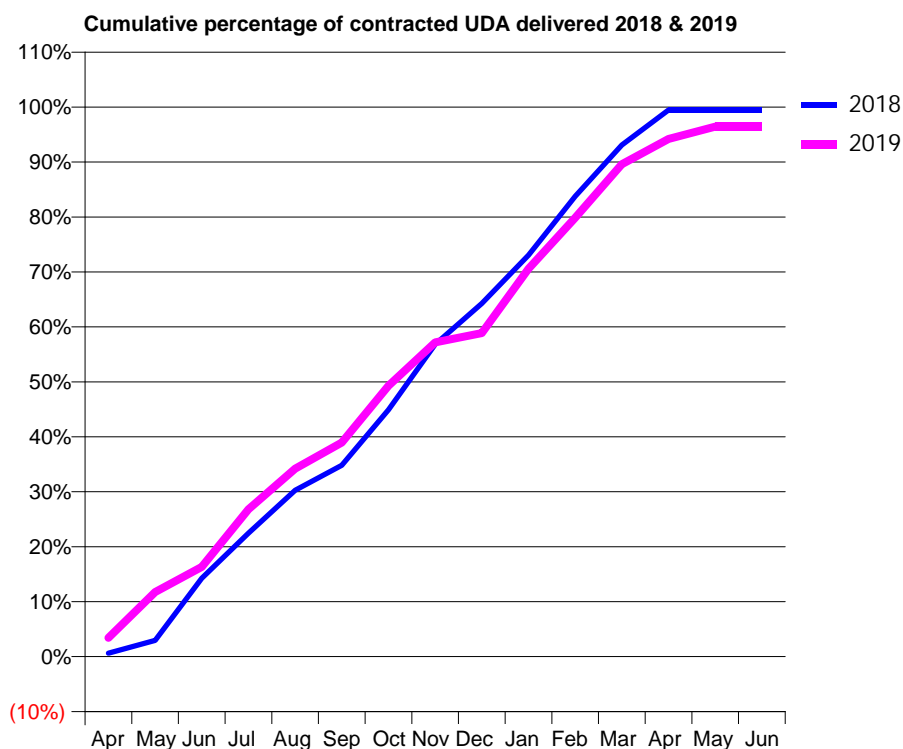
18/19 Contracted general activity (UDA)	7,747
Carry forward general activity (UDA)	43
18/19 Contracted orthodontic activity (UOA)	0
Carry forward orthodontic activity (UOA)	0
Baseline contract value	£244,498.24

ACCESS*

Patients seen in 24 months	Total	Change since previous quarter
Quarter ending March 2018	2,802	
Quarter ending June 2018	2,797	→
Quarter ending September 2018	2,715	↓
Quarter ending December 2018	2,646	↓
Quarter ending March 2019	2,683	→
Variance since March 2018	(4.2%)	↓



ACTIVITY



Month	Adjusted Scheduled Activity (UDA)	
	2018	2019
April	48	266
May	231	911
June	1,105	1,264
July	1,739	2,077
August	2,345	2,651
September	2,696	3,018
October	3,481	3,819
November	4,405	4,430
December	4,977	4,562
January	5,660	5,468
February	6,489	6,189
March	7,213	6,942
April	7,705	7,296
May	7,704	7,473
June	7,704	7,473

QUALITY

	Quantity	Base Number	Contract	AT	Region	England
% of FP17s for the same patient ID Re-attending within 3 months - Children	95	677	14.0%	10.7%	11.9%	11.8%
% of FP17s for the same patient ID Re-attending within 3 months - Adults	442	1,967	22.5%	16.1%	16.9%	15.7%
% of FP17s for the same patient ID Re-attending between 3 & 9 months - Children	143	677	21.1%	45.1%	48.9%	58.9%
% of FP17s for the same patient ID Re-attending between 3 & 9 months - Adults	352	1,967	17.9%	36.9%	38.9%	50.8%
% of FP17s for Band 1 Urgent Courses	783	2,677	29.2%	10.9%	10.7%	9.1%
% of FP17s Relating to Free Repair or Replacements	0	2,677	0.0%	0.5%	0.5%	0.8%
% of FP17s Relating to Continuations	17	2,677	0.6%	0.7%	0.7%	0.9%
% of Patients satisfied with the dentistry they have received	1	1	N/A	89.9%	89.1%	92.5%
% of Patients satisfied with the time they had to wait for an appointment	1	1	N/A	79.6%	83.1%	87.0%

* This is based on patients treated on this contract for their most recent course of treatment. Figures in italics indicate the base number of FP17s or Patient Questionnaire responses are less than 100. N/A is shown where the base number of responses is less than 10 during the period. % is calculated as Quantity/Base number*100

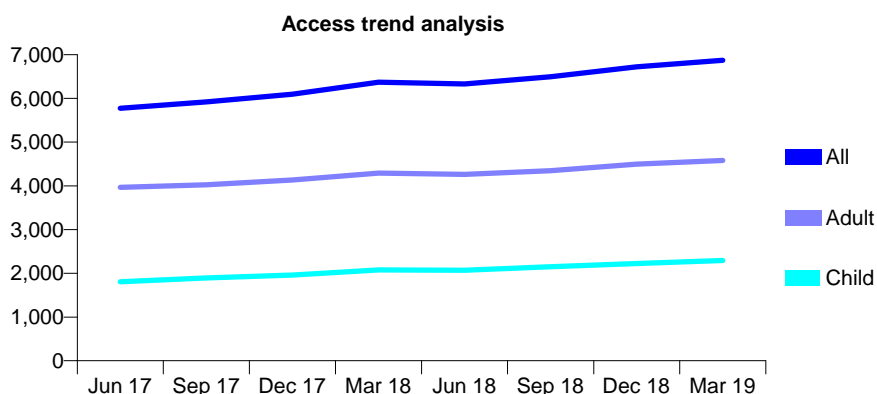
Q61 - Vital Signs At a Glance Contract Report for 353302/0002 - Year end March 2019

Name or company name	MRS A BROGAN
Contract type name	GDS Contract
Purpose of contract	General
Contract start date	01/02/2007
Contract end date	

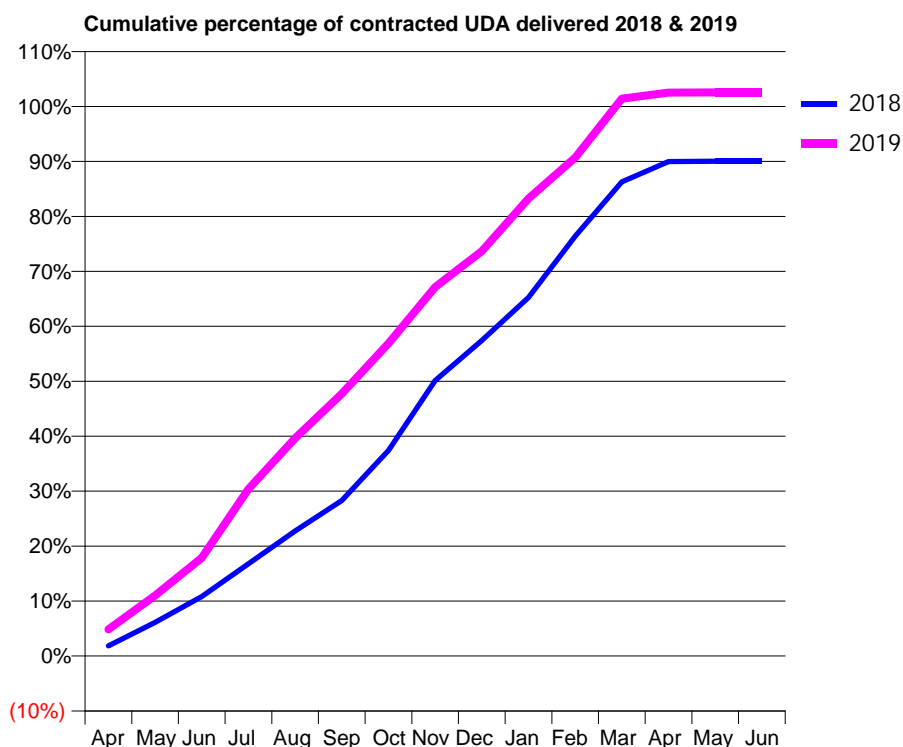
18/19 Contracted general activity (UDA)	15,436
Carry forward general activity (UDA)	-309
18/19 Contracted orthodontic activity (UOA)	0
Carry forward orthodontic activity (UOA)	0
Baseline contract value	£335,936.15

ACCESS*

Patients seen in 24 months	Total	Change since previous quarter
Quarter ending March 2018	6,370	
Quarter ending June 2018	6,331	→
Quarter ending September 2018	6,494	↑
Quarter ending December 2018	6,722	↑
Quarter ending March 2019	6,873	↑
Variance since March 2018	7.9%	↑



ACTIVITY



Month	Adjusted Scheduled Activity (UDA)	
	2018	2019
April	287	751
May	944	1,704
June	1,671	2,758
July	2,590	4,692
August	3,514	6,121
September	4,365	7,366
October	5,773	8,784
November	7,738	10,363
December	8,860	11,371
January	10,072	12,852
February	11,793	14,000
March	13,318	15,656
April	13,889	15,823
May	13,899	15,828
June	13,899	15,828

QUALITY

	Quantity	Base Number	Contract	AT	Region	England
% of FP17s for the same patient ID Re-attending within 3 months - Children	169	3,074	5.5%	10.7%	11.9%	11.8%
% of FP17s for the same patient ID Re-attending within 3 months - Adults	572	4,843	11.8%	16.1%	16.9%	15.7%
% of FP17s for the same patient ID Re-attending between 3 & 9 months - Children	1,536	3,074	50.0%	45.1%	48.9%	58.9%
% of FP17s for the same patient ID Re-attending between 3 & 9 months - Adults	1,907	4,843	39.4%	36.9%	38.9%	50.8%
% of FP17s for Band 1 Urgent Courses	719	7,713	9.3%	10.9%	10.7%	9.1%
% of FP17s Relating to Free Repair or Replacements	30	7,713	0.4%	0.5%	0.5%	0.8%
% of FP17s Relating to Continuations	13	7,713	0.2%	0.7%	0.7%	0.9%
% of Patients satisfied with the dentistry they have received	1	1	N/A	89.9%	89.1%	92.5%
% of Patients satisfied with the time they had to wait for an appointment	1	1	N/A	79.6%	83.1%	87.0%

* This is based on patients treated on this contract for their most recent course of treatment. Figures in italics indicate the base number of FP17s or Patient Questionnaire responses are less than 100. N/A is shown where the base number of responses is less than 10 during the period. % is calculated as Quantity/Base number*100

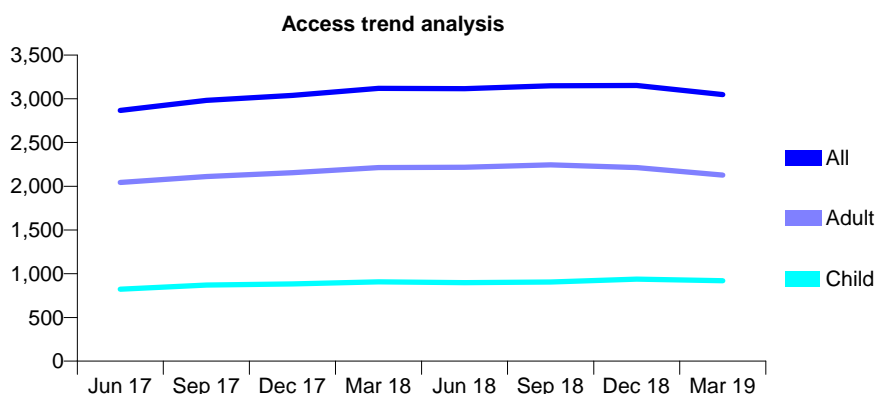
Q61 - Vital Signs At a Glance Contract Report for 353302/0003 - Year end March 2019

Name or company name	MRS A BROGAN
Contract type name	GDS Contract
Purpose of contract	General
Contract start date	09/06/2008
Contract end date	

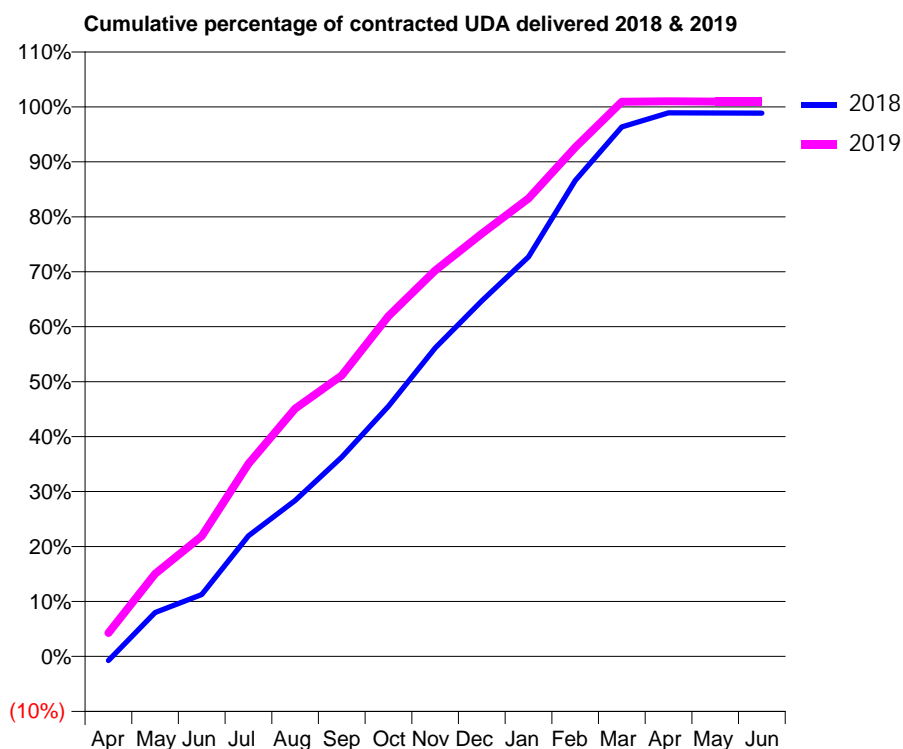
18/19 Contracted general activity (UDA)	10,063
Carry forward general activity (UDA)	116
18/19 Contracted orthodontic activity (UOA)	0
Carry forward orthodontic activity (UOA)	0
Baseline contract value	£323,900.72

ACCESS*

Patients seen in 24 months	Total	Change since previous quarter
Quarter ending March 2018	3,119	
Quarter ending June 2018	3,115	→
Quarter ending September 2018	3,149	→
Quarter ending December 2018	3,152	→
Quarter ending March 2019	3,048	↓
Variance since March 2018	(2.3%)	↓



ACTIVITY



Month	Adjusted Scheduled Activity (UDA)	
	2018	2019
April	-78	431
May	805	1,512
June	1,134	2,203
July	2,209	3,528
August	2,856	4,538
September	3,649	5,145
October	4,582	6,232
November	5,650	7,066
December	6,511	7,739
January	7,316	8,383
February	8,715	9,321
March	9,696	10,154
April	9,955	10,164
May	9,950	10,161
June	9,947	10,161

QUALITY

	Quantity	Base Number	Contract	AT	Region	England
% of FP17s for the same patient ID Re-attending within 3 months - Children	75	1,024	7.3%	10.7%	11.9%	11.8%
% of FP17s for the same patient ID Re-attending within 3 months - Adults	317	2,300	13.8%	16.1%	16.9%	15.7%
% of FP17s for the same patient ID Re-attending between 3 & 9 months - Children	409	1,024	39.9%	45.1%	48.9%	58.9%
% of FP17s for the same patient ID Re-attending between 3 & 9 months - Adults	940	2,300	40.9%	36.9%	38.9%	50.8%
% of FP17s for Band 1 Urgent Courses	449	3,255	13.8%	10.9%	10.7%	9.1%
% of FP17s Relating to Free Repair or Replacements	32	3,255	1.0%	0.5%	0.5%	0.8%
% of FP17s Relating to Continuations	18	3,255	0.6%	0.7%	0.7%	0.9%
% of Patients satisfied with the dentistry they have received	1	1	N/A	89.9%	89.1%	92.5%
% of Patients satisfied with the time they had to wait for an appointment	1	1	N/A	79.6%	83.1%	87.0%

* This is based on patients treated on this contract for their most recent course of treatment. Figures in italics indicate the base number of FP17s or Patient Questionnaire responses are less than 100. N/A is shown where the base number of responses is less than 10 during the period. % is calculated as Quantity/Base number*100

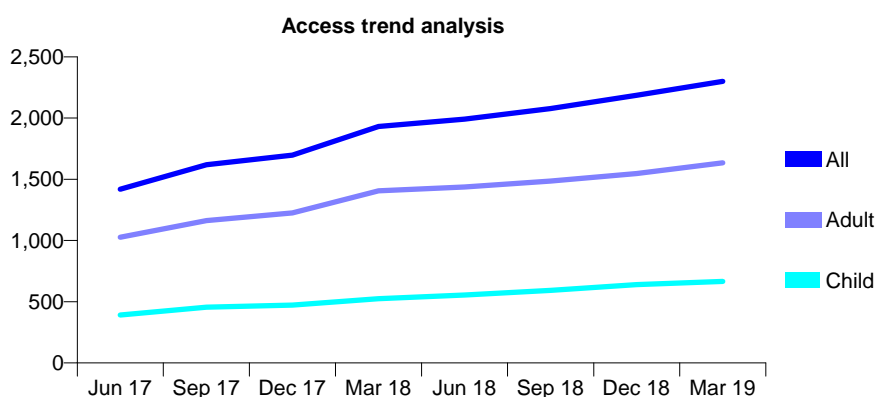
Q61 - Vital Signs At a Glance Contract Report for 354155/0002 - Year end March 2019

Name or company name	MS M MEHDIANI
Contract type name	GDS Contract
Purpose of contract	General
Contract start date	15/09/2008
Contract end date	

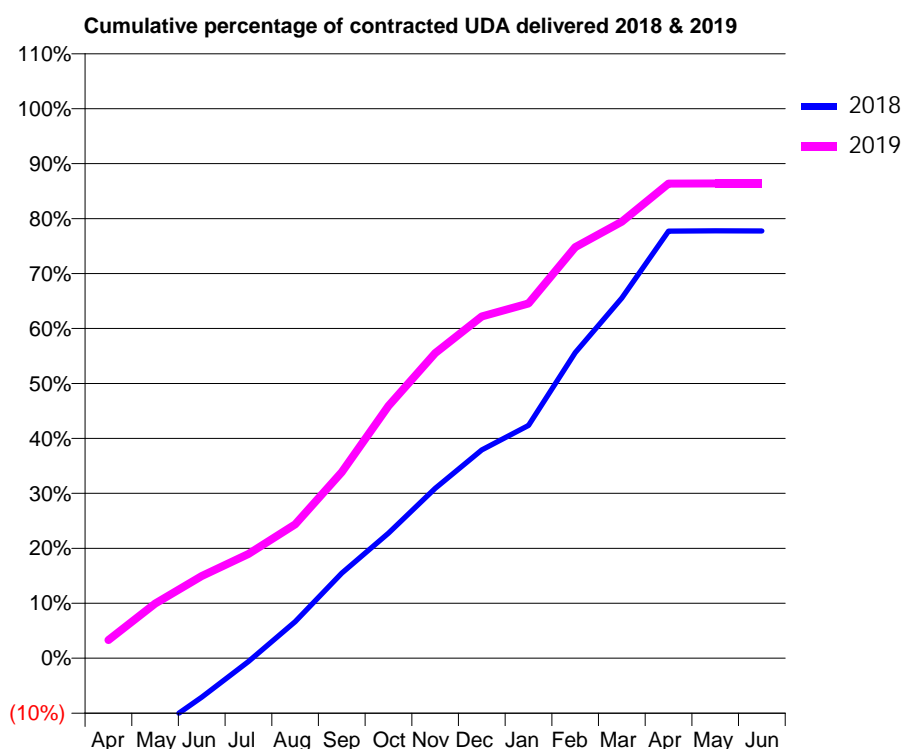
18/19 Contracted general activity (UDA)	8,155
Carry forward general activity (UDA)	0
18/19 Contracted orthodontic activity (UOA)	0
Carry forward orthodontic activity (UOA)	0
Baseline contract value	£243,849.07

ACCESS*

Patients seen in 24 months	Total	Change since previous quarter
Quarter ending March 2018	1,931	
Quarter ending June 2018	1,992	↑
Quarter ending September 2018	2,078	↑
Quarter ending December 2018	2,187	↑
Quarter ending March 2019	2,300	↑
Variance since March 2018	19.1%	↑



ACTIVITY



Month	Adjusted Scheduled Activity (UDA)	
	2018	2019
April	-1,713	270
May	-1,063	812
June	-579	1,219
July	-51	1,548
August	543	1,986
September	1,262	2,762
October	1,855	3,745
November	2,522	4,528
December	3,089	5,072
January	3,454	5,264
February	4,534	6,100
March	5,345	6,478
April	6,337	7,043
May	6,341	7,047
June	6,339	7,047

QUALITY

	Quantity	Base Number	Contract	AT	Region	England
% of FP17s for the same patient ID Re-attending within 3 months - Children	44	690	6.4%	10.7%	11.9%	11.8%
% of FP17s for the same patient ID Re-attending within 3 months - Adults	117	1,388	8.4%	16.1%	16.9%	15.7%
% of FP17s for the same patient ID Re-attending between 3 & 9 months - Children	187	690	27.1%	45.1%	48.9%	58.9%
% of FP17s for the same patient ID Re-attending between 3 & 9 months - Adults	272	1,388	19.6%	36.9%	38.9%	50.8%
% of FP17s for Band 1 Urgent Courses	189	2,073	9.1%	10.9%	10.7%	9.1%
% of FP17s Relating to Free Repair or Replacements	0	2,073	0.0%	0.5%	0.5%	0.8%
% of FP17s Relating to Continuations	2	2,073	0.1%	0.7%	0.7%	0.9%
% of Patients satisfied with the dentistry they have received	1	1	N/A	89.9%	89.1%	92.5%
% of Patients satisfied with the time they had to wait for an appointment	1	1	N/A	79.6%	83.1%	87.0%

* This is based on patients treated on this contract for their most recent course of treatment. Figures in italics indicate the base number of FP17s or Patient Questionnaire responses are less than 100. N/A is shown where the base number of responses is less than 10 during the period. % is calculated as Quantity/Base number*100

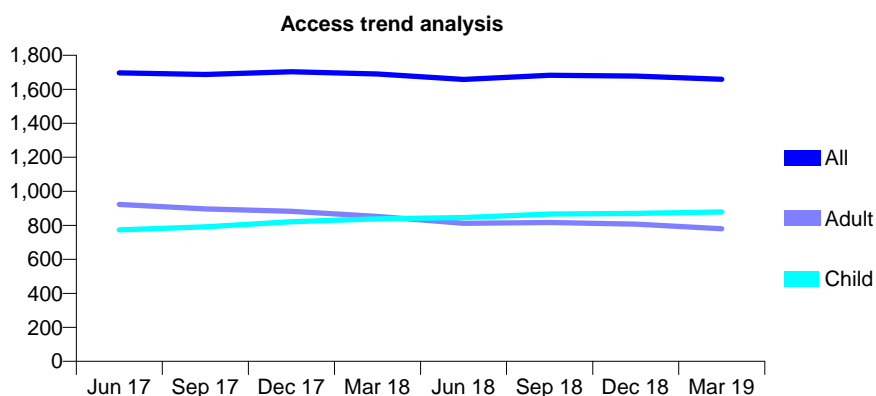
Q61 - Vital Signs At a Glance Contract Report for 355267/0001 - Year end March 2019

Name or company name	MISS MJ GAJJAR
Contract type name	GDS Contract
Purpose of contract	General
Contract start date	19/05/2008
Contract end date	

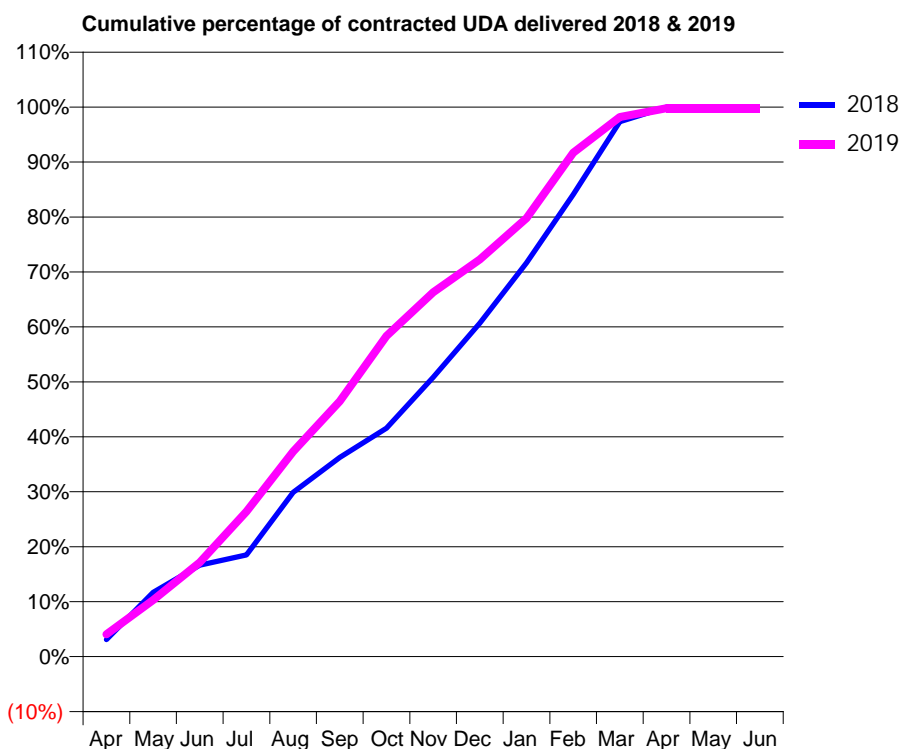
18/19 Contracted general activity (UDA)	3,976
Carry forward general activity (UDA)	0
18/19 Contracted orthodontic activity (UOA)	0
Carry forward orthodontic activity (UOA)	0
Baseline contract value	£118,119.28

ACCESS*

Patients seen in 24 months	Total	Change since previous quarter
Quarter ending March 2018	1,690	
Quarter ending June 2018	1,658	↓
Quarter ending September 2018	1,682	→
Quarter ending December 2018	1,677	→
Quarter ending March 2019	1,659	↓
Variance since March 2018	(1.8%)	↓



ACTIVITY



Month	Adjusted Scheduled Activity (UDA)	
	2018	2019
April	124	162
May	466	409
June	662	682
July	735	1,050
August	1,189	1,484
September	1,441	1,848
October	1,653	2,320
November	2,021	2,636
December	2,413	2,873
January	2,849	3,172
February	3,344	3,646
March	3,870	3,904
April	3,976	3,968
May	3,976	3,968
June	3,976	3,968

QUALITY

	Quantity	Base Number	Contract	AT	Region	England
% of FP17s for the same patient ID Re-attending within 3 months - Children	62	1,071	5.8%	10.7%	11.9%	11.8%
% of FP17s for the same patient ID Re-attending within 3 months - Adults	143	872	16.4%	16.1%	16.9%	15.7%
% of FP17s for the same patient ID Re-attending between 3 & 9 months - Children	503	1,071	47.0%	45.1%	48.9%	58.9%
% of FP17s for the same patient ID Re-attending between 3 & 9 months - Adults	374	872	42.9%	36.9%	38.9%	50.8%
% of FP17s for Band 1 Urgent Courses	150	1,924	7.8%	10.9%	10.7%	9.1%
% of FP17s Relating to Free Repair or Replacements	6	1,924	0.3%	0.5%	0.5%	0.8%
% of FP17s Relating to Continuations	14	1,924	0.7%	0.7%	0.7%	0.9%
% of Patients satisfied with the dentistry they have received	0	0	N/A	89.9%	89.1%	92.5%
% of Patients satisfied with the time they had to wait for an appointment	0	0	N/A	79.6%	83.1%	87.0%

* This is based on patients treated on this contract for their most recent course of treatment. Figures in italics indicate the base number of FP17s or Patient Questionnaire responses are less than 100. N/A is shown where the base number of responses is less than 10 during the period. % is calculated as Quantity/Base number*100

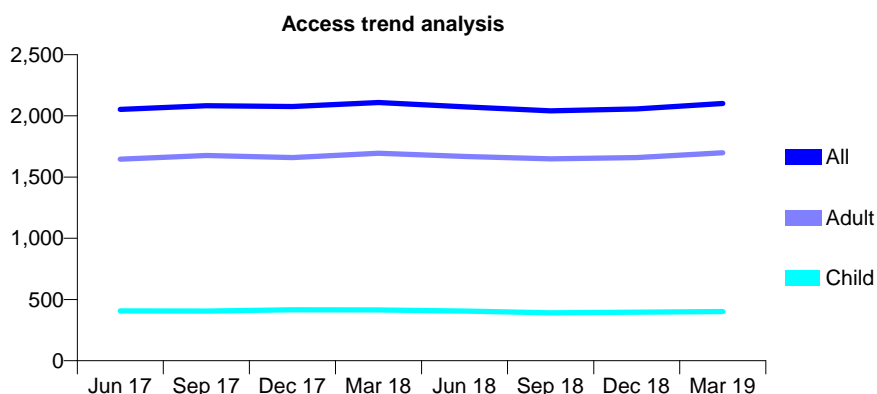
Q61 - Vital Signs At a Glance Contract Report for 360368/0001 - Year end March 2019

Name or company name	MR J BABAN
Contract type name	GDS Contract
Purpose of contract	General
Contract start date	01/12/2007
Contract end date	

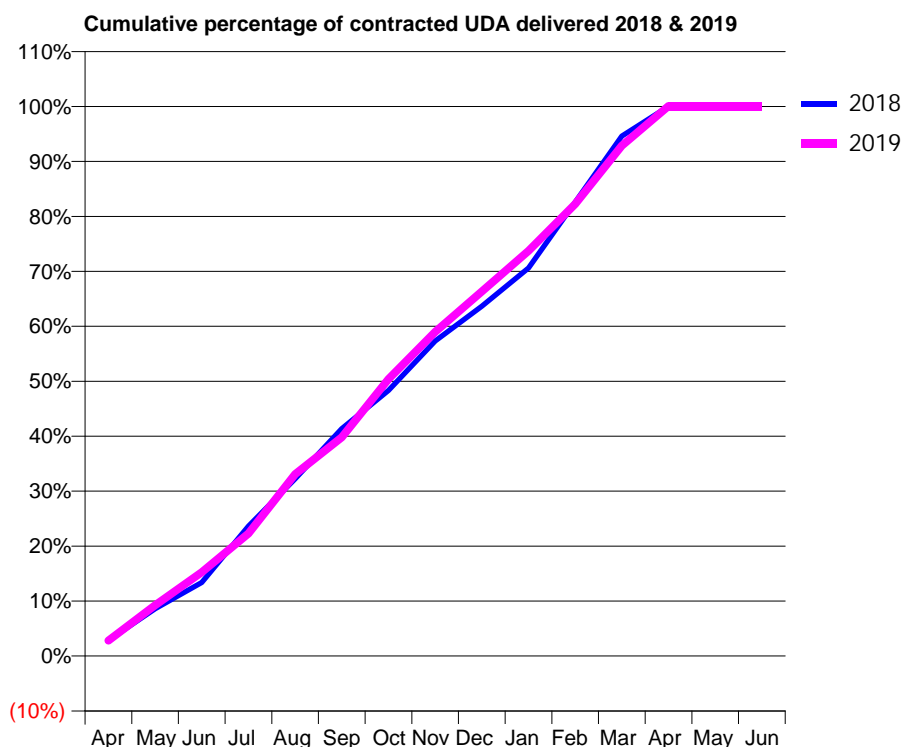
18/19 Contracted general activity (UDA)	5,593
Carry forward general activity (UDA)	-1
18/19 Contracted orthodontic activity (UOA)	0
Carry forward orthodontic activity (UOA)	0
Baseline contract value	£172,133.20

ACCESS*

Patients seen in 24 months	Total	Change since previous quarter
Quarter ending March 2018	2,109	
Quarter ending June 2018	2,074	↓
Quarter ending September 2018	2,041	↓
Quarter ending December 2018	2,057	→
Quarter ending March 2019	2,102	↑
Variance since March 2018	(0.3%)	→



ACTIVITY



Month	Adjusted Scheduled Activity (UDA)	
	2018	2019
April	159	158
May	481	518
June	748	853
July	1,323	1,246
August	1,804	1,851
September	2,314	2,226
October	2,702	2,819
November	3,206	3,299
December	3,559	3,711
January	3,949	4,122
February	4,620	4,600
March	5,291	5,194
April	5,594	5,598
May	5,594	5,597
June	5,594	5,597

QUALITY

	Quantity	Base Number	Contract	AT	Region	England
% of FP17s for the same patient ID Re-attending within 3 months - Children	27	550	4.9%	10.7%	11.9%	11.8%
% of FP17s for the same patient ID Re-attending within 3 months - Adults	149	1,726	8.6%	16.1%	16.9%	15.7%
% of FP17s for the same patient ID Re-attending between 3 & 9 months - Children	293	550	53.3%	45.1%	48.9%	58.9%
% of FP17s for the same patient ID Re-attending between 3 & 9 months - Adults	646	1,726	37.4%	36.9%	38.9%	50.8%
% of FP17s for Band 1 Urgent Courses	198	2,292	8.6%	10.9%	10.7%	9.1%
% of FP17s Relating to Free Repair or Replacements	4	2,292	0.2%	0.5%	0.5%	0.8%
% of FP17s Relating to Continuations	1	2,292	0.0%	0.7%	0.7%	0.9%
% of Patients satisfied with the dentistry they have received	0	1	N/A	89.9%	89.1%	92.5%
% of Patients satisfied with the time they had to wait for an appointment	0	1	N/A	79.6%	83.1%	87.0%

* This is based on patients treated on this contract for their most recent course of treatment. Figures in italics indicate the base number of FP17s or Patient Questionnaire responses are less than 100. N/A is shown where the base number of responses is less than 10 during the period. % is calculated as Quantity/Base number*100

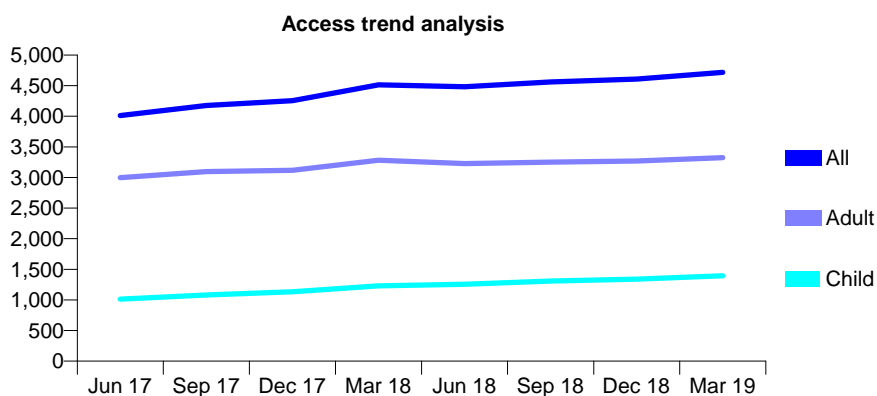
Q61 - Vital Signs At a Glance Contract Report for 361135/0001 - Year end March 2019

Name or company name	The Dental Suite
Contract type name	GDS Contract
Purpose of contract	General
Contract start date	01/08/2010
Contract end date	

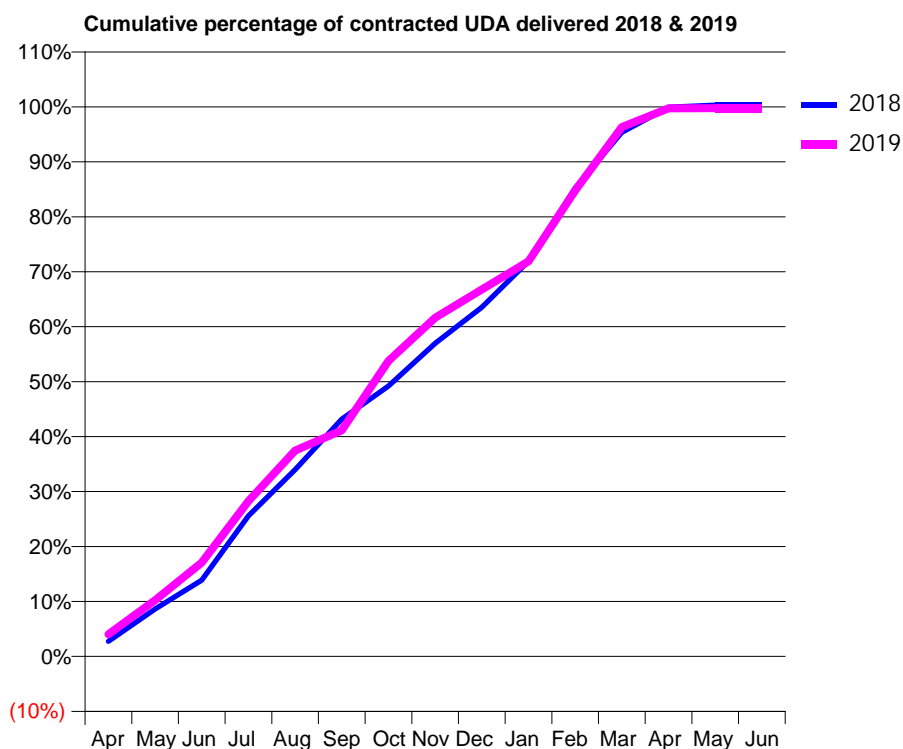
18/19 Contracted general activity (UDA)	7,600
Carry forward general activity (UDA)	-23
18/19 Contracted orthodontic activity (UOA)	0
Carry forward orthodontic activity (UOA)	0
Baseline contract value	£221,607.70

ACCESS*

Patients seen in 24 months	Total	Change since previous quarter
Quarter ending March 2018	4,513	
Quarter ending June 2018	4,483	→
Quarter ending September 2018	4,560	→
Quarter ending December 2018	4,609	→
Quarter ending March 2019	4,718	↑
Variance since March 2018	4.5%	↑



ACTIVITY



Month	Adjusted Scheduled Activity (UDA)	
	2018	2019
April	210	306
May	658	777
June	1,055	1,298
July	1,946	2,148
August	2,585	2,849
September	3,283	3,127
October	3,738	4,088
November	4,331	4,685
December	4,829	5,075
January	5,466	5,464
February	6,481	6,443
March	7,247	7,320
April	7,596	7,579
May	7,623	7,581
June	7,623	7,582

QUALITY

	Quantity	Base Number	Contract	AT	Region	England
% of FP17s for the same patient ID Re-attending within 3 months - Children	109	1,627	6.7%	10.7%	11.9%	11.8%
% of FP17s for the same patient ID Re-attending within 3 months - Adults	283	3,070	9.2%	16.1%	16.9%	15.7%
% of FP17s for the same patient ID Re-attending between 3 & 9 months - Children	742	1,627	45.6%	45.1%	48.9%	58.9%
% of FP17s for the same patient ID Re-attending between 3 & 9 months - Adults	912	3,070	29.7%	36.9%	38.9%	50.8%
% of FP17s for Band 1 Urgent Courses	297	3,604	8.2%	10.9%	10.7%	9.1%
% of FP17s Relating to Free Repair or Replacements	16	3,604	0.4%	0.5%	0.5%	0.8%
% of FP17s Relating to Continuations	2	3,604	0.1%	0.7%	0.7%	0.9%
% of Patients satisfied with the dentistry they have received	0	0	N/A	89.9%	89.1%	92.5%
% of Patients satisfied with the time they had to wait for an appointment	0	0	N/A	79.6%	83.1%	87.0%

* This is based on patients treated on this contract for their most recent course of treatment. Figures in italics indicate the base number of FP17s or Patient Questionnaire responses are less than 100. N/A is shown where the base number of responses is less than 10 during the period. % is calculated as Quantity/Base number*100

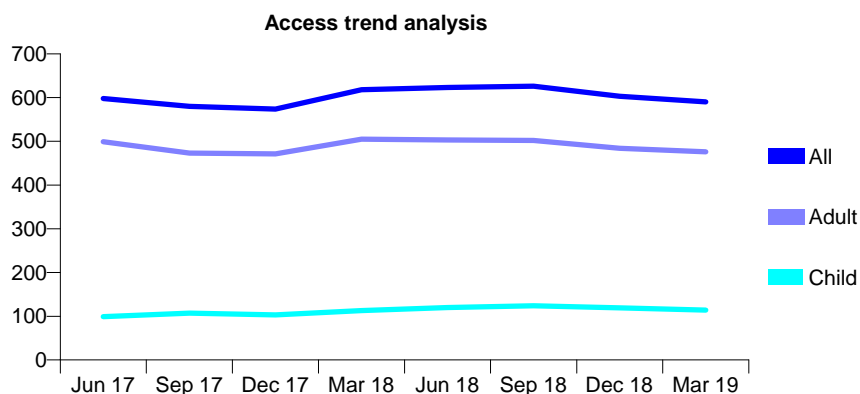
Q61 - Vital Signs At a Glance Contract Report for 363383/0002 - Year end March 2019

Name or company name	Hakhamaneshi and Lichtig
Contract type name	GDS Contract
Purpose of contract	General
Contract start date	12/06/2011
Contract end date	

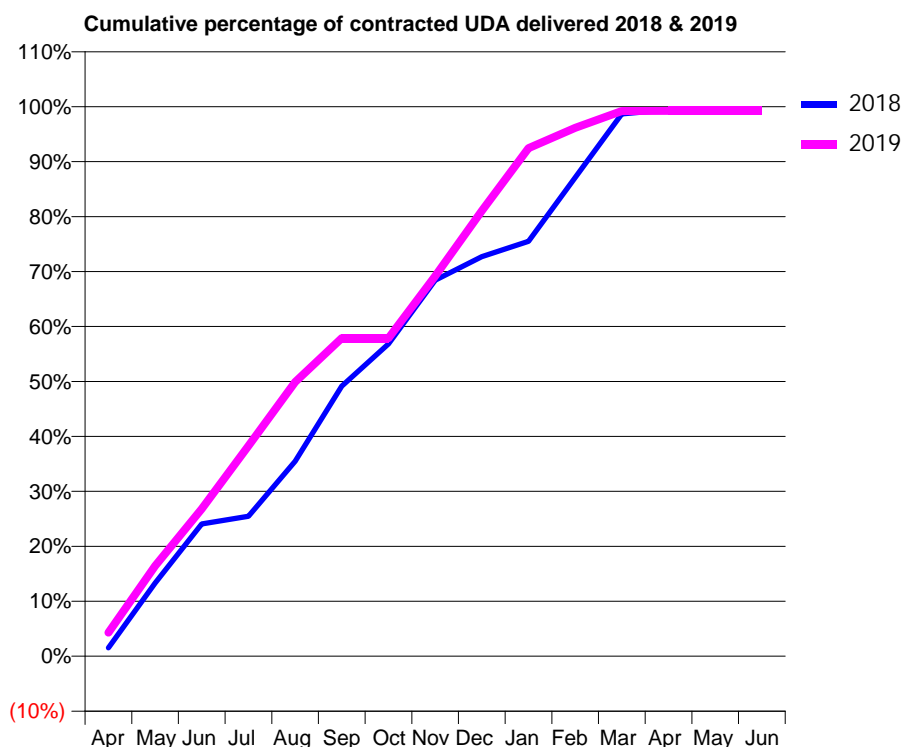
18/19 Contracted general activity (UDA)	1,658
Carry forward general activity (UDA)	9
18/19 Contracted orthodontic activity (UOA)	0
Carry forward orthodontic activity (UOA)	0
Baseline contract value	£46,358.84

ACCESS*

Patients seen in 24 months	Total	Change since previous quarter
Quarter ending March 2018	618	
Quarter ending June 2018	623	→
Quarter ending September 2018	626	→
Quarter ending December 2018	603	↓
Quarter ending March 2019	590	↓
Variance since March 2018	(4.5%)	↓



ACTIVITY



Month	Adjusted Scheduled Activity (UDA)	
	2018	2019
April	26	71
May	221	273
June	399	444
July	422	635
August	588	828
September	815	960
October	942	960
November	1,134	1,147
December	1,205	1,344
January	1,252	1,533
February	1,445	1,594
March	1,636	1,644
April	1,649	1,645
May	1,649	1,645
June	1,649	1,645

QUALITY

	Quantity	Base Number	Contract	AT	Region	England
% of FP17s for the same patient ID Re-attending within 3 months - Children	7	126	5.6%	10.7%	11.9%	11.8%
% of FP17s for the same patient ID Re-attending within 3 months - Adults	111	617	18.0%	16.1%	16.9%	15.7%
% of FP17s for the same patient ID Re-attending between 3 & 9 months - Children	42	126	33.3%	45.1%	48.9%	58.9%
% of FP17s for the same patient ID Re-attending between 3 & 9 months - Adults	242	617	39.2%	36.9%	38.9%	50.8%
% of FP17s for Band 1 Urgent Courses	102	736	13.9%	10.9%	10.7%	9.1%
% of FP17s Relating to Free Repair or Replacements	22	736	3.0%	0.5%	0.5%	0.8%
% of FP17s Relating to Continuations	18	736	2.4%	0.7%	0.7%	0.9%
% of Patients satisfied with the dentistry they have received	0	0	N/A	89.9%	89.1%	92.5%
% of Patients satisfied with the time they had to wait for an appointment	0	0	N/A	79.6%	83.1%	87.0%

* This is based on patients treated on this contract for their most recent course of treatment.

Figures in italics indicate the base number of FP17s or Patient Questionnaire responses are less than 100. N/A is shown where the base number of responses is less than 10 during the period. % is calculated as Quantity/Base number*100

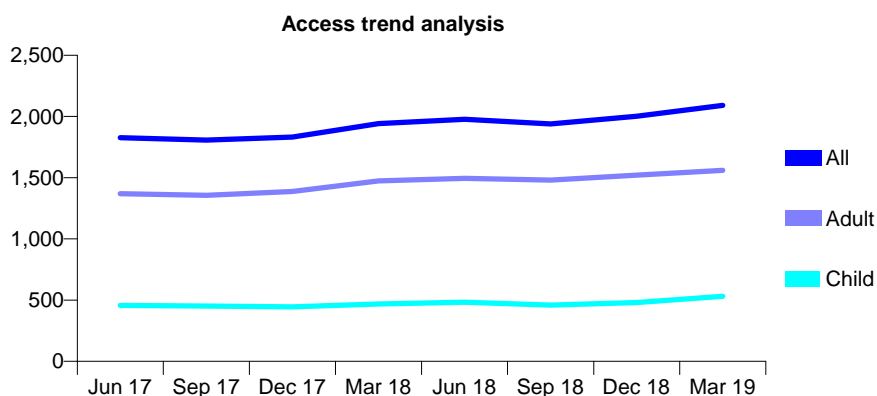
Q61 - Vital Signs At a Glance Contract Report for 364215/0001 - Year end March 2019

Name or company name	MR GS GILL
Contract type name	GDS Contract
Purpose of contract	General
Contract start date	01/05/2014
Contract end date	

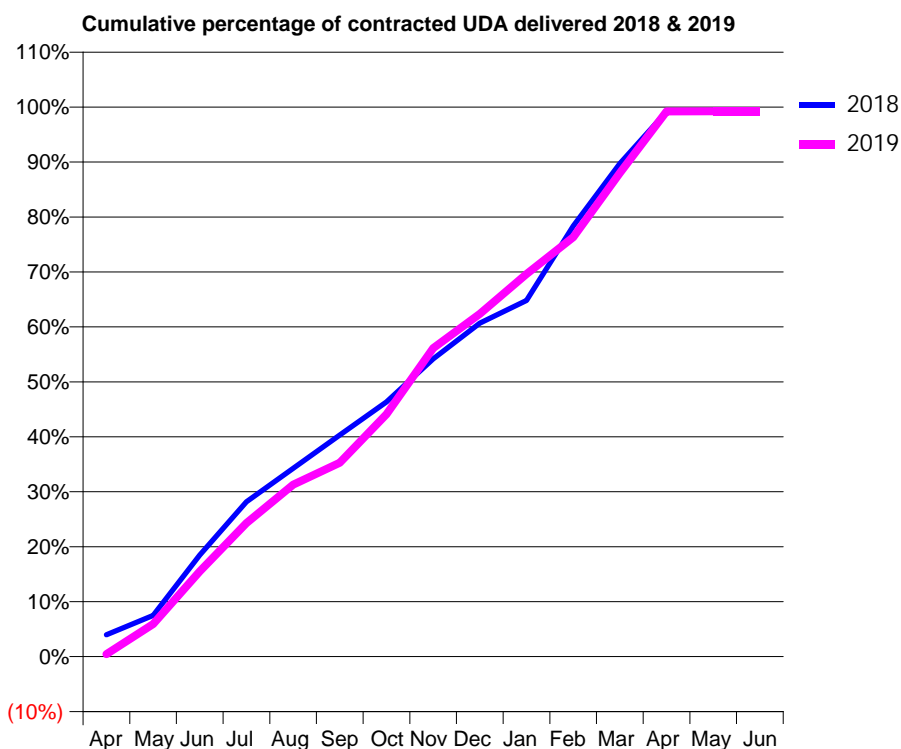
18/19 Contracted general activity (UDA)	7,827
Carry forward general activity (UDA)	51
18/19 Contracted orthodontic activity (UOA)	0
Carry forward orthodontic activity (UOA)	0
Baseline contract value	£259,187.84

ACCESS*

Patients seen in 24 months	Total	Change since previous quarter
Quarter ending March 2018	1,942	
Quarter ending June 2018	1,978	→
Quarter ending September 2018	1,940	↓
Quarter ending December 2018	2,002	↑
Quarter ending March 2019	2,091	↑
Variance since March 2018	7.7%	↑



ACTIVITY



Month	Adjusted Scheduled Activity (UDA)	
	2018	2019
April	313	34
May	588	465
June	1,447	1,215
July	2,206	1,903
August	2,681	2,449
September	3,155	2,763
October	3,628	3,451
November	4,240	4,394
December	4,749	4,880
January	5,073	5,448
February	6,131	5,973
March	7,022	6,886
April	7,762	7,765
May	7,775	7,768
June	7,776	7,768

QUALITY

	Quantity	Base Number	Contract	AT	Region	England
% of FP17s for the same patient ID Re-attending within 3 months - Children	34	666	5.1%	10.7%	11.9%	11.8%
% of FP17s for the same patient ID Re-attending within 3 months - Adults	155	1,659	9.3%	16.1%	16.9%	15.7%
% of FP17s for the same patient ID Re-attending between 3 & 9 months - Children	363	666	54.5%	45.1%	48.9%	58.9%
% of FP17s for the same patient ID Re-attending between 3 & 9 months - Adults	728	1,659	43.9%	36.9%	38.9%	50.8%
% of FP17s for Band 1 Urgent Courses	167	2,385	7.0%	10.9%	10.7%	9.1%
% of FP17s Relating to Free Repair or Replacements	4	2,385	0.2%	0.5%	0.5%	0.8%
% of FP17s Relating to Continuations	17	2,385	0.7%	0.7%	0.7%	0.9%
% of Patients satisfied with the dentistry they have received	1	1	N/A	89.9%	89.1%	92.5%
% of Patients satisfied with the time they had to wait for an appointment	1	1	N/A	79.6%	83.1%	87.0%

* This is based on patients treated on this contract for their most recent course of treatment. Figures in italics indicate the base number of FP17s or Patient Questionnaire responses are less than 100. N/A is shown where the base number of responses is less than 10 during the period. % is calculated as Quantity/Base number*100

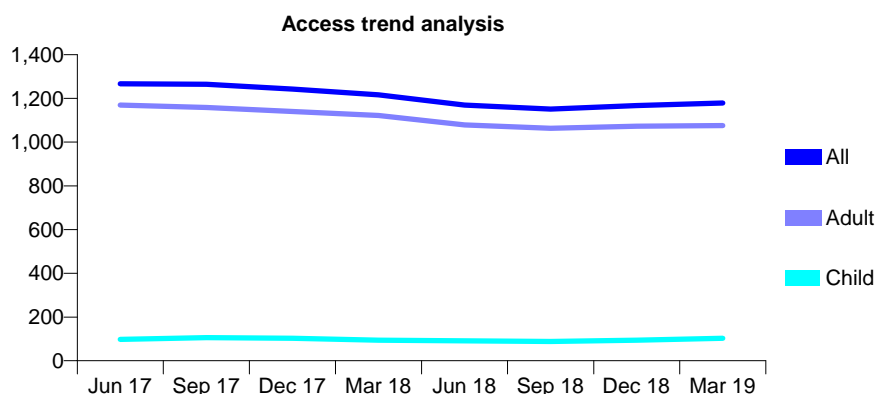
Q61 - Vital Signs At a Glance Contract Report for 395625/0003 - Year end March 2019

Name or company name	MR CF NG
Contract type name	GDS Contract
Purpose of contract	General
Contract start date	01/11/2006
Contract end date	

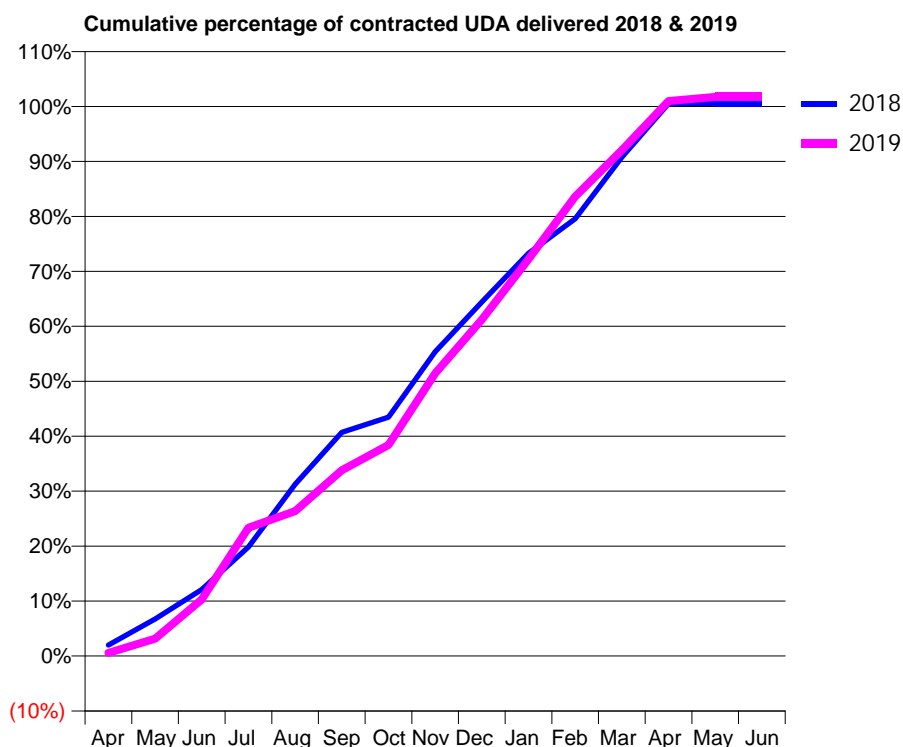
18/19 Contracted general activity (UDA)	5,678
Carry forward general activity (UDA)	-32
18/19 Contracted orthodontic activity (UOA)	0
Carry forward orthodontic activity (UOA)	0
Baseline contract value	£169,329.04

ACCESS*

Patients seen in 24 months	Total	Change since previous quarter
Quarter ending March 2018	1,216	
Quarter ending June 2018	1,170	↓
Quarter ending September 2018	1,151	↓
Quarter ending December 2018	1,167	→
Quarter ending March 2019	1,179	→
Variance since March 2018	(3.0%)	↓



ACTIVITY



Month	Adjusted Scheduled Activity (UDA)	
	2018	2019
April	114	32
May	384	180
June	687	585
July	1,128	1,326
August	1,776	1,497
September	2,312	1,919
October	2,469	2,180
November	3,145	2,921
December	3,658	3,474
January	4,161	4,100
February	4,518	4,747
March	5,154	5,226
April	5,707	5,733
May	5,710	5,776
June	5,710	5,776

QUALITY

	Quantity	Base Number	Contract	AT	Region	England
% of FP17s for the same patient ID Re-attending within 3 months - Children	5	93	5.4%	10.7%	11.9%	11.8%
% of FP17s for the same patient ID Re-attending within 3 months - Adults	150	1,108	13.5%	16.1%	16.9%	15.7%
% of FP17s for the same patient ID Re-attending between 3 & 9 months - Children	27	93	29.0%	45.1%	48.9%	58.9%
% of FP17s for the same patient ID Re-attending between 3 & 9 months - Adults	369	1,108	33.3%	36.9%	38.9%	50.8%
% of FP17s for Band 1 Urgent Courses	6	1,230	0.5%	10.9%	10.7%	9.1%
% of FP17s Relating to Free Repair or Replacements	4	1,230	0.3%	0.5%	0.5%	0.8%
% of FP17s Relating to Continuations	31	1,230	2.5%	0.7%	0.7%	0.9%
% of Patients satisfied with the dentistry they have received	0	0	N/A	89.9%	89.1%	92.5%
% of Patients satisfied with the time they had to wait for an appointment	0	0	N/A	79.6%	83.1%	87.0%

* This is based on patients treated on this contract for their most recent course of treatment. Figures in italics indicate the base number of FP17s or Patient Questionnaire responses are less than 100. N/A is shown where the base number of responses is less than 10 during the period. % is calculated as Quantity/Base number*100

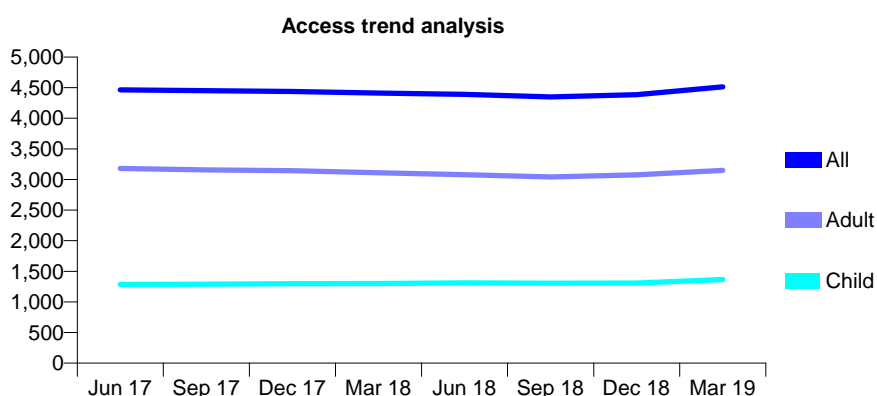
Q61 - Vital Signs At a Glance Contract Report for 549568/0001 - Year end March 2019

Name or company name	MR C LEWIS
Contract type name	GDS Contract
Purpose of contract	General
Contract start date	01/04/2006
Contract end date	

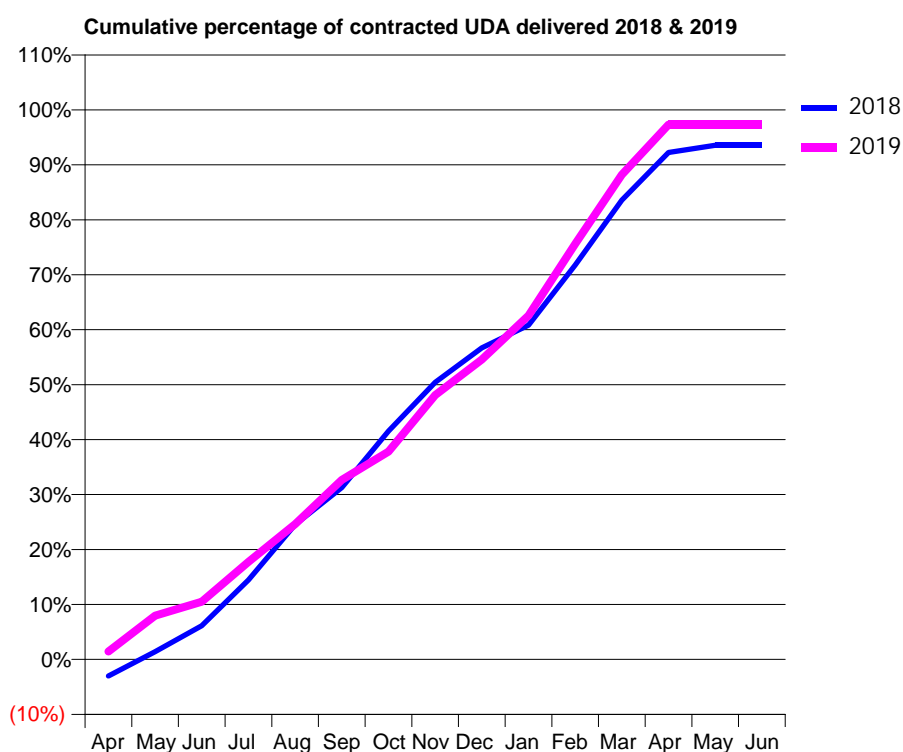
18/19 Contracted general activity (UDA)	14,514
Carry forward general activity (UDA)	0
18/19 Contracted orthodontic activity (UOA)	0
Carry forward orthodontic activity (UOA)	0
Baseline contract value	£391,241.44

ACCESS*

Patients seen in 24 months	Total	Change since previous quarter
Quarter ending March 2018	4,410	
Quarter ending June 2018	4,391	→
Quarter ending September 2018	4,350	→
Quarter ending December 2018	4,384	→
Quarter ending March 2019	4,513	↑
Variance since March 2018	2.3%	↑



ACTIVITY



Month	Adjusted Scheduled Activity (UDA)	
	2018	2019
April	-442	211
May	207	1,157
June	888	1,523
July	2,103	2,576
August	3,564	3,573
September	4,538	4,744
October	6,030	5,489
November	7,318	6,981
December	8,231	7,921
January	8,827	9,083
February	10,418	10,976
March	12,129	12,801
April	13,391	14,126
May	13,581	14,127
June	13,581	14,124

QUALITY

	Quantity	Base Number	Contract	AT	Region	England
% of FP17s for the same patient ID Re-attending within 3 months - Children	147	1,871	7.9%	10.7%	11.9%	11.8%
% of FP17s for the same patient ID Re-attending within 3 months - Adults	488	3,533	13.8%	16.1%	16.9%	15.7%
% of FP17s for the same patient ID Re-attending between 3 & 9 months - Children	922	1,871	49.3%	45.1%	48.9%	58.9%
% of FP17s for the same patient ID Re-attending between 3 & 9 months - Adults	1,413	3,533	40.0%	36.9%	38.9%	50.8%
% of FP17s for Band 1 Urgent Courses	392	5,269	7.4%	10.9%	10.7%	9.1%
% of FP17s Relating to Free Repair or Replacements	23	5,269	0.4%	0.5%	0.5%	0.8%
% of FP17s Relating to Continuations	15	5,269	0.3%	0.7%	0.7%	0.9%
% of Patients satisfied with the dentistry they have received	1	1	N/A	89.9%	89.1%	92.5%
% of Patients satisfied with the time they had to wait for an appointment	0	1	N/A	79.6%	83.1%	87.0%

* This is based on patients treated on this contract for their most recent course of treatment. Figures in italics indicate the base number of FP17s or Patient Questionnaire responses are less than 100. N/A is shown where the base number of responses is less than 10 during the period. % is calculated as Quantity/Base number*100

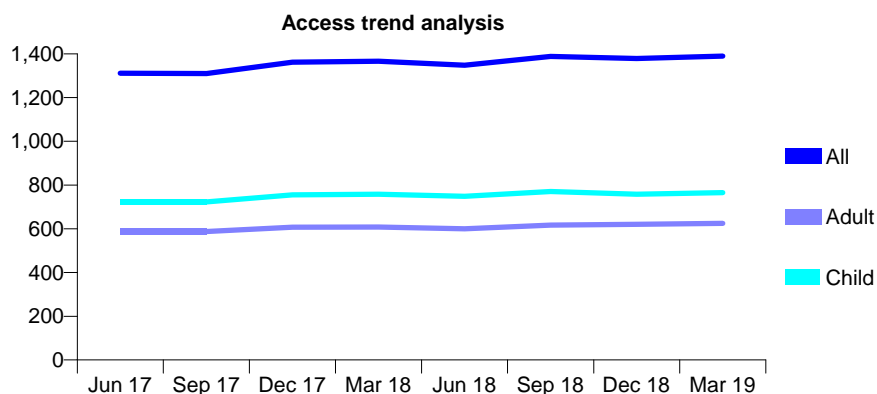
Q61 - Vital Signs At a Glance Contract Report for 554898/0001 - Year end March 2019

Name or company name	MR AJ TREWELLA
Contract type name	GDS Contract
Purpose of contract	General
Contract start date	01/04/2006
Contract end date	

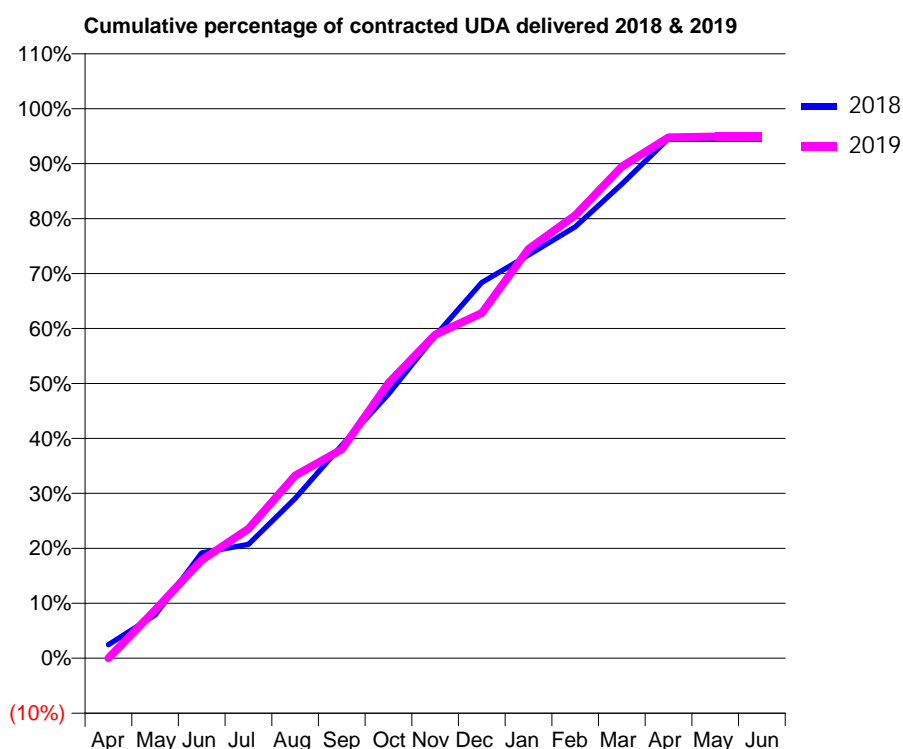
18/19 Contracted general activity (UDA)	3,740
Carry forward general activity (UDA)	0
18/19 Contracted orthodontic activity (UOA)	0
Carry forward orthodontic activity (UOA)	0
Baseline contract value	£101,561.54

ACCESS*

Patients seen in 24 months	Total	Change since previous quarter
Quarter ending March 2018	1,366	
Quarter ending June 2018	1,348	↓
Quarter ending September 2018	1,388	↑
Quarter ending December 2018	1,379	→
Quarter ending March 2019	1,390	→
Variance since March 2018	1.8%	→



ACTIVITY



Month	2018	2019
April	92	0
May	295	329
June	717	669
July	774	881
August	1,087	1,243
September	1,449	1,421
October	1,798	1,872
November	2,195	2,202
December	2,557	2,350
January	2,744	2,784
February	2,936	3,014
March	3,227	3,346
April	3,535	3,544
May	3,535	3,550
June	3,535	3,550

QUALITY

	Quantity	Base Number	Contract	AT	Region	England
% of FP17s for the same patient ID Re-attending within 3 months - Children	60	927	6.5%	10.7%	11.9%	11.8%
% of FP17s for the same patient ID Re-attending within 3 months - Adults	118	702	16.8%	16.1%	16.9%	15.7%
% of FP17s for the same patient ID Re-attending between 3 & 9 months - Children	457	927	49.3%	45.1%	48.9%	58.9%
% of FP17s for the same patient ID Re-attending between 3 & 9 months - Adults	291	702	41.5%	36.9%	38.9%	50.8%
% of FP17s for Band 1 Urgent Courses	142	1,599	8.9%	10.9%	10.7%	9.1%
% of FP17s Relating to Free Repair or Replacements	0	1,599	0.0%	0.5%	0.5%	0.8%
% of FP17s Relating to Continuations	5	1,599	0.3%	0.7%	0.7%	0.9%
% of Patients satisfied with the dentistry they have received	0	0	N/A	89.9%	89.1%	92.5%
% of Patients satisfied with the time they had to wait for an appointment	0	0	N/A	79.6%	83.1%	87.0%

* This is based on patients treated on this contract for their most recent course of treatment.

Figures in italics indicate the base number of FP17s or Patient Questionnaire responses are less than 100. N/A is shown where the base number of responses is less than 10 during the period. % is calculated as Quantity/Base number*100

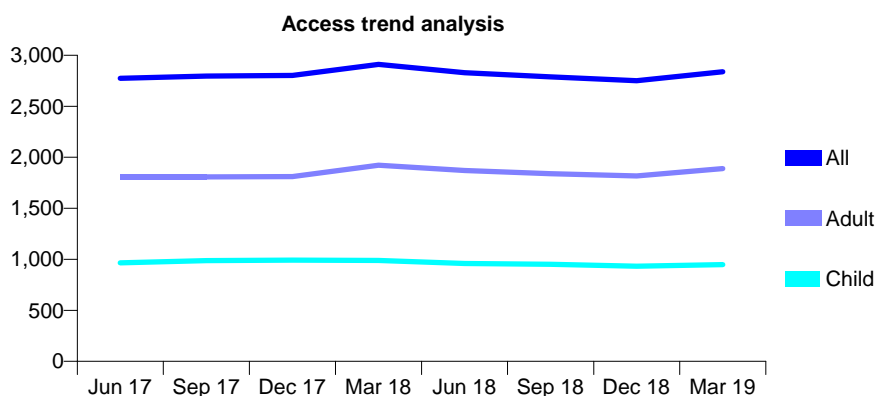
Q61 - Vital Signs At a Glance Contract Report for 556459/0002 - Year end March 2019

Name or company name	MR GP DINDOL
Contract type name	GDS Contract
Purpose of contract	General and Orthodontic
Contract start date	19/07/2008
Contract end date	

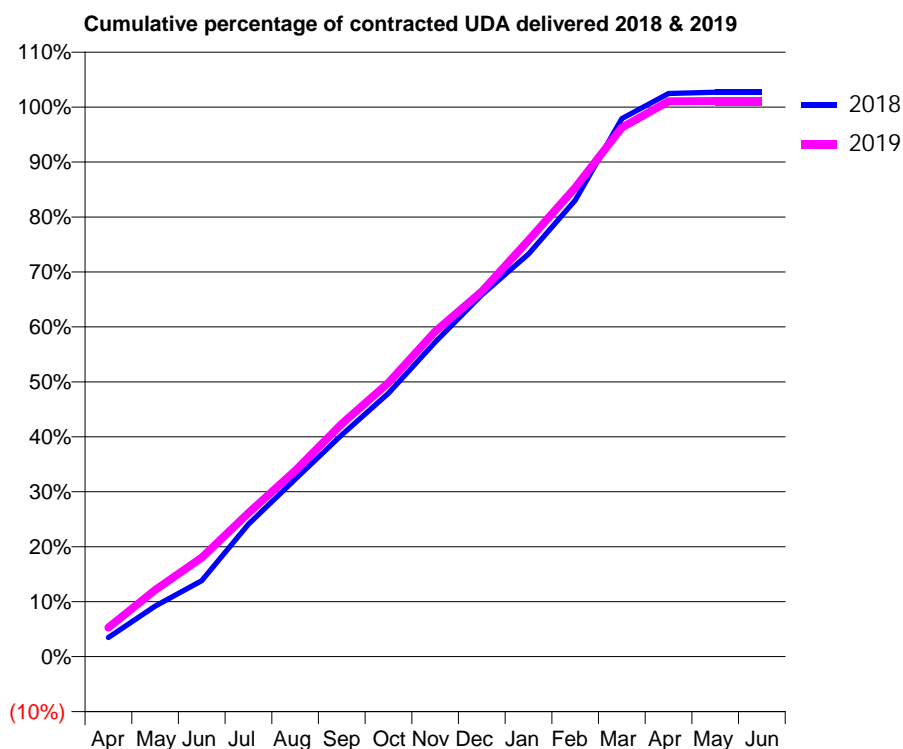
18/19 Contracted general activity (UDA)	5,459
Carry forward general activity (UDA)	-109
18/19 Contracted orthodontic activity (UOA)	2,491
Carry forward orthodontic activity (UOA)	-30
Baseline contract value	£532,947.66

ACCESS*

Patients seen in 24 months	Total	Change since previous quarter
Quarter ending March 2018	2,911	
Quarter ending June 2018	2,829	↓
Quarter ending September 2018	2,789	↓
Quarter ending December 2018	2,751	↓
Quarter ending March 2019	2,838	↑
Variance since March 2018	(2.5%)	↓



ACTIVITY



Month	Adjusted Scheduled Activity (UDA)	
	2018	2019
April	190	289
May	501	663
June	755	983
July	1,316	1,428
August	1,762	1,848
September	2,203	2,312
October	2,616	2,722
November	3,125	3,229
December	3,593	3,626
January	3,999	4,135
February	4,533	4,659
March	5,344	5,255
April	5,594	5,515
May	5,605	5,518
June	5,607	5,518

QUALITY

	Quantity	Base Number	Contract	AT	Region	England
% of FP17s for the same patient ID Re-attending within 3 months - Children	109	1,309	8.3%	10.7%	11.9%	11.8%
% of FP17s for the same patient ID Re-attending within 3 months - Adults	426	2,089	20.4%	16.1%	16.9%	15.7%
% of FP17s for the same patient ID Re-attending between 3 & 9 months - Children	408	1,309	31.2%	45.1%	48.9%	58.9%
% of FP17s for the same patient ID Re-attending between 3 & 9 months - Adults	713	2,089	34.1%	36.9%	38.9%	50.8%
% of FP17s for Band 1 Urgent Courses	242	2,183	11.1%	10.9%	10.7%	9.1%
% of FP17s Relating to Free Repair or Replacements	12	2,183	0.5%	0.5%	0.5%	0.8%
% of FP17s Relating to Continuations	19	2,183	0.9%	0.7%	0.7%	0.9%
% of Patients satisfied with the dentistry they have received	0	1	N/A	89.9%	89.1%	92.5%
% of Patients satisfied with the time they had to wait for an appointment	0	1	N/A	79.6%	83.1%	87.0%

* This is based on patients treated on this contract for their most recent course of treatment. Figures in italics indicate the base number of FP17s or Patient Questionnaire responses are less than 100. N/A is shown where the base number of responses is less than 10 during the period. % is calculated as Quantity/Base number*100

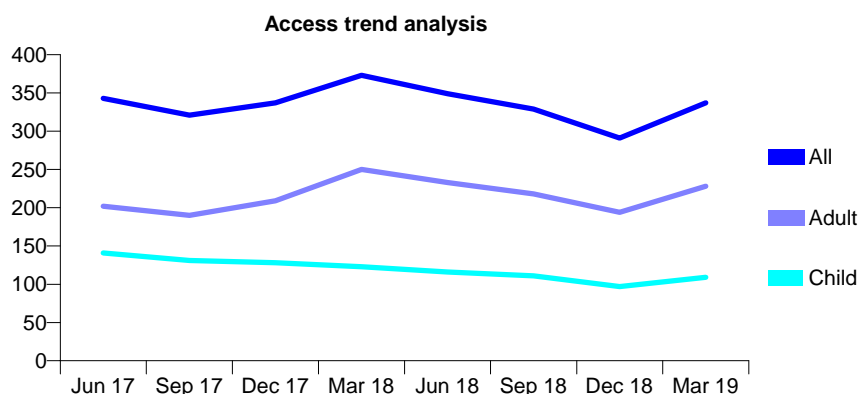
Q61 - Vital Signs At a Glance Contract Report for 557145/0003 - Year end March 2019

Name or company name	Precious Smile Dental Care
Contract type name	GDS Contract
Purpose of contract	General
Contract start date	02/01/2007
Contract end date	

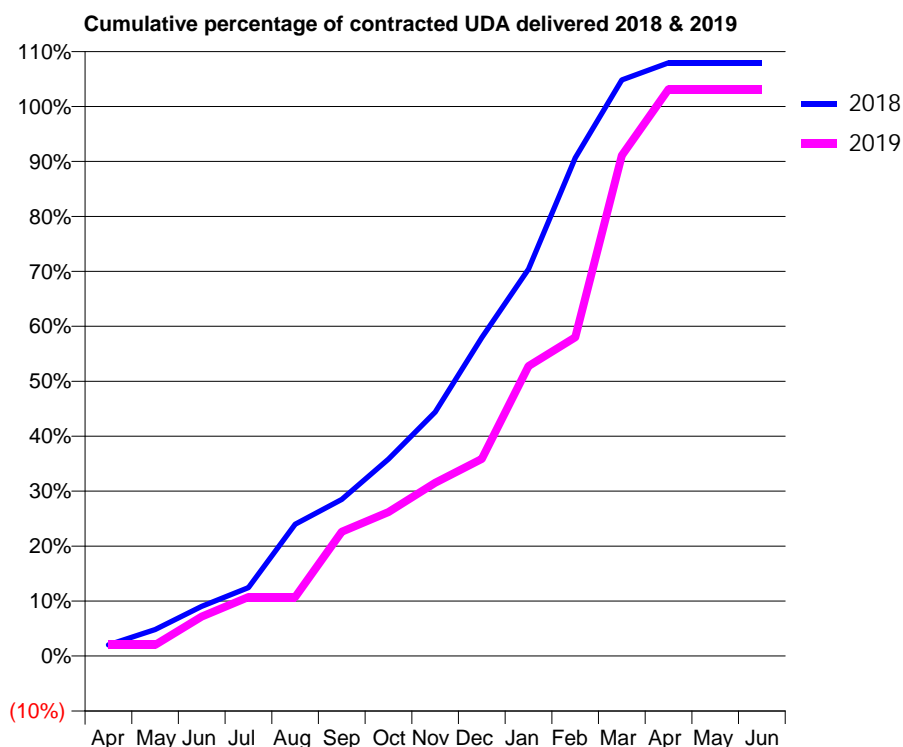
18/19 Contracted general activity (UDA)	642
Carry forward general activity (UDA)	-13
18/19 Contracted orthodontic activity (UOA)	0
Carry forward orthodontic activity (UOA)	0
Baseline contract value	£17,560.05

ACCESS*

Patients seen in 24 months	Total	Change since previous quarter
Quarter ending March 2018	373	
Quarter ending June 2018	349	↓
Quarter ending September 2018	329	↓
Quarter ending December 2018	291	↓
Quarter ending March 2019	337	↑
Variance since March 2018	(9.7%)	↓



ACTIVITY



Month	Adjusted Scheduled Activity (UDA)	
	2018	2019
April	13	13
May	31	13
June	58	46
July	80	69
August	154	69
September	183	145
October	230	168
November	285	202
December	372	230
January	452	339
February	582	372
March	673	585
April	693	662
May	693	662
June	693	662

QUALITY

	Quantity	Base Number	Contract	AT	Region	England
% of FP17s for the same patient ID Re-attending within 3 months - Children	7	106	6.6%	10.7%	11.9%	11.8%
% of FP17s for the same patient ID Re-attending within 3 months - Adults	5	136	3.7%	16.1%	16.9%	15.7%
% of FP17s for the same patient ID Re-attending between 3 & 9 months - Children	42	106	39.6%	45.1%	48.9%	58.9%
% of FP17s for the same patient ID Re-attending between 3 & 9 months - Adults	16	136	11.8%	36.9%	38.9%	50.8%
% of FP17s for Band 1 Urgent Courses	16	255	6.3%	10.9%	10.7%	9.1%
% of FP17s Relating to Free Repair or Replacements	0	255	0.0%	0.5%	0.5%	0.8%
% of FP17s Relating to Continuations	0	255	0.0%	0.7%	0.7%	0.9%
% of Patients satisfied with the dentistry they have received	0	0	N/A	89.9%	89.1%	92.5%
% of Patients satisfied with the time they had to wait for an appointment	0	0	N/A	79.6%	83.1%	87.0%

* This is based on patients treated on this contract for their most recent course of treatment. Figures in italics indicate the base number of FP17s or Patient Questionnaire responses are less than 100. N/A is shown where the base number of responses is less than 10 during the period. % is calculated as Quantity/Base number*100

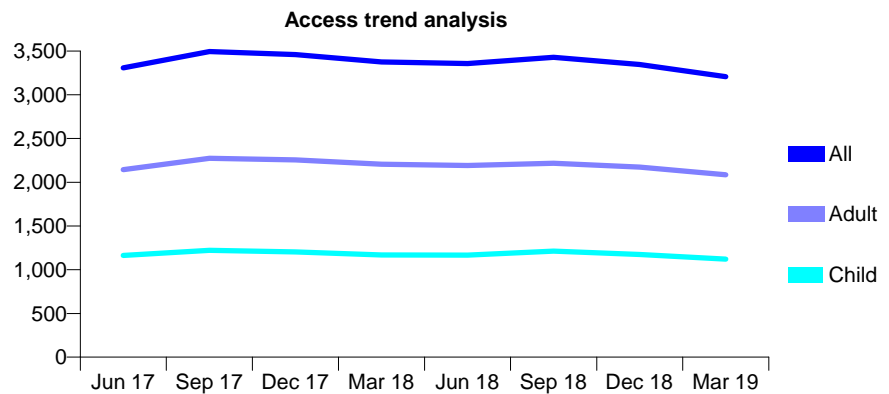
Q61 - Vital Signs At a Glance Contract Report for 560022/0002 - Year end March 2019

Name or company name	MR J SCHWAB
Contract type name	GDS Contract
Purpose of contract	General
Contract start date	10/08/2011
Contract end date	

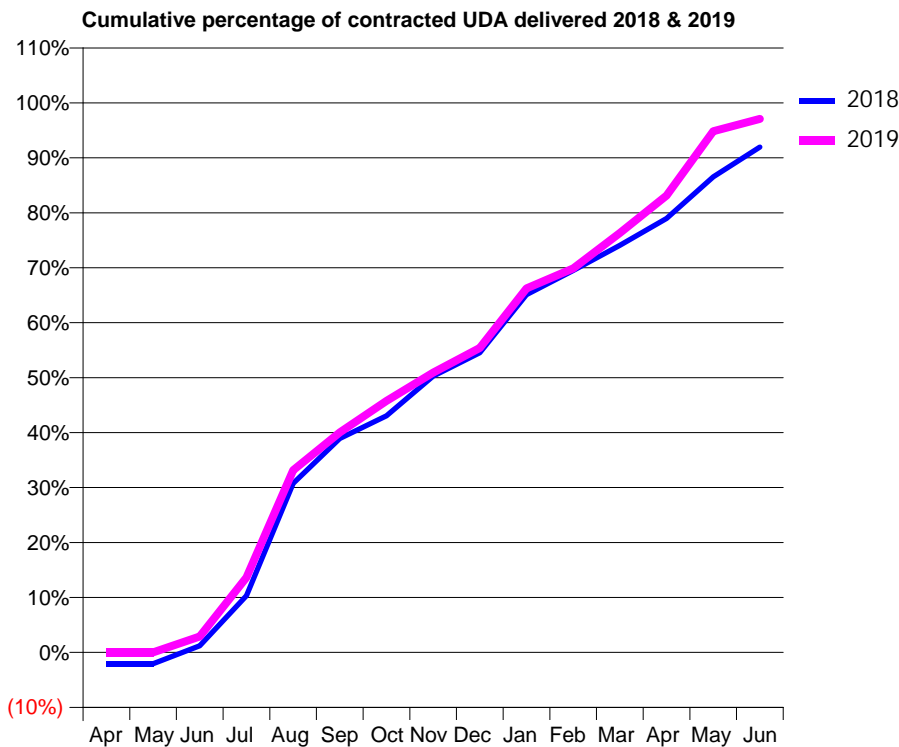
18/19 Contracted general activity (UDA)	10,000
Carry forward general activity (UDA)	0
18/19 Contracted orthodontic activity (UOA)	0
Carry forward orthodontic activity (UOA)	0
Baseline contract value	£190,911.44

ACCESS*

Patients seen in 24 months	Total	Change since previous quarter
Quarter ending March 2018	3,375	
Quarter ending June 2018	3,357	→
Quarter ending September 2018	3,429	↑
Quarter ending December 2018	3,347	↓
Quarter ending March 2019	3,208	↓
Variance since March 2018	(4.9%)	↓



ACTIVITY



Month	Adjusted Scheduled Activity (UDA)	
	2018	2019
April	-275	0
May	-275	0
June	162	289
July	1,371	1,366
August	4,087	3,317
September	5,175	4,004
October	5,721	4,575
November	6,681	5,092
December	7,247	5,542
January	8,651	6,624
February	9,236	6,988
March	9,844	7,630
April	10,496	8,313
May	11,501	9,486
June	12,220	9,708

QUALITY

	Quantity	Base Number	Contract	AT	Region	England
% of FP17s for the same patient ID Re-attending within 3 months - Children	56	1,250	4.5%	10.7%	11.9%	11.8%
% of FP17s for the same patient ID Re-attending within 3 months - Adults	236	2,059	11.5%	16.1%	16.9%	15.7%
% of FP17s for the same patient ID Re-attending between 3 & 9 months - Children	472	1,250	37.8%	45.1%	48.9%	58.9%
% of FP17s for the same patient ID Re-attending between 3 & 9 months - Adults	831	2,059	40.4%	36.9%	38.9%	50.8%
% of FP17s for Band 1 Urgent Courses	271	3,184	8.5%	10.9%	10.7%	9.1%
% of FP17s Relating to Free Repair or Replacements	6	3,184	0.2%	0.5%	0.5%	0.8%
% of FP17s Relating to Continuations	1	3,184	0.0%	0.7%	0.7%	0.9%
% of Patients satisfied with the dentistry they have received	4	4	N/A	89.9%	89.1%	92.5%
% of Patients satisfied with the time they had to wait for an appointment	1	4	N/A	79.6%	83.1%	87.0%

* This is based on patients treated on this contract for their most recent course of treatment. Figures in italics indicate the base number of FP17s or Patient Questionnaire responses are less than 100. N/A is shown where the base number of responses is less than 10 during the period. % is calculated as Quantity/Base number*100

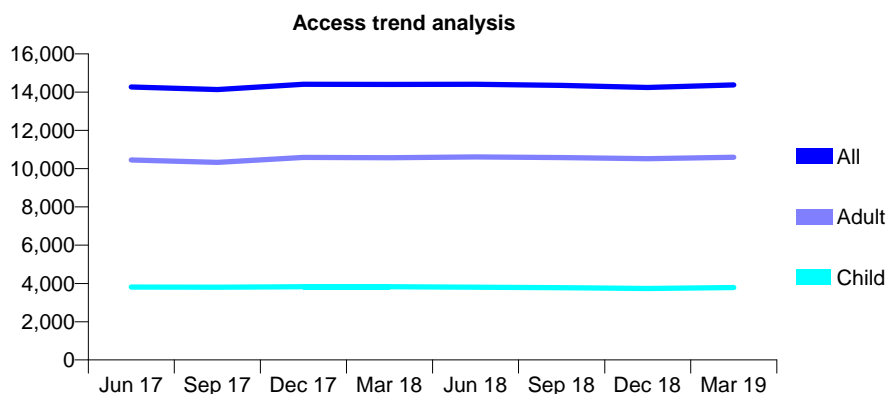
Q61 - Vital Signs At a Glance Contract Report for 566667/0001 - Year end March 2019

Name or company name	MR RN TORRANCE
Contract type name	GDS Contract
Purpose of contract	General
Contract start date	01/04/2006
Contract end date	

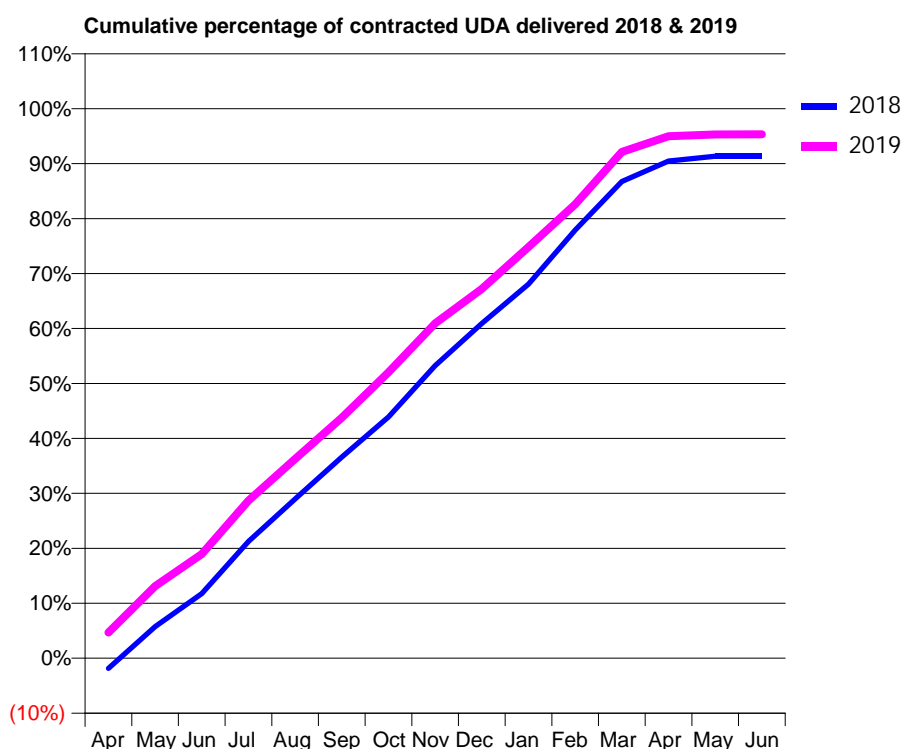
18/19 Contracted general activity (UDA)	54,930
Carry forward general activity (UDA)	0
18/19 Contracted orthodontic activity (UOA)	0
Carry forward orthodontic activity (UOA)	0
Baseline contract value	£1,562,820.91

ACCESS*

Patients seen in 24 months	Total	Change since previous quarter
Quarter ending March 2018	14,403	
Quarter ending June 2018	14,412	→
Quarter ending September 2018	14,353	→
Quarter ending December 2018	14,248	→
Quarter ending March 2019	14,382	→
Variance since March 2018	(0.1%)	→



ACTIVITY



Month	Adjusted Scheduled Activity (UDA)	
	2018	2019
April	-1,033	2,566
May	3,169	7,199
June	6,456	10,408
July	11,670	15,752
August	15,916	19,920
September	20,112	24,047
October	24,117	28,579
November	29,246	33,480
December	33,465	36,911
January	37,397	41,108
February	42,793	45,371
March	47,645	50,604
April	49,685	52,183
May	50,171	52,349
June	50,183	52,360

QUALITY

	Quantity	Base Number	Contract	AT	Region	England
% of FP17s for the same patient ID Re-attending within 3 months - Children	541	4,907	11.0%	10.7%	11.9%	11.8%
% of FP17s for the same patient ID Re-attending within 3 months - Adults	2,038	11,812	17.3%	16.1%	16.9%	15.7%
% of FP17s for the same patient ID Re-attending between 3 & 9 months - Children	1,951	4,907	39.8%	45.1%	48.9%	58.9%
% of FP17s for the same patient ID Re-attending between 3 & 9 months - Adults	3,785	11,812	32.0%	36.9%	38.9%	50.8%
% of FP17s for Band 1 Urgent Courses	2,802	16,591	16.9%	10.9%	10.7%	9.1%
% of FP17s Relating to Free Repair or Replacements	128	16,591	0.8%	0.5%	0.5%	0.8%
% of FP17s Relating to Continuations	37	16,591	0.2%	0.7%	0.7%	0.9%
% of Patients satisfied with the dentistry they have received	4	7	N/A	89.9%	89.1%	92.5%
% of Patients satisfied with the time they had to wait for an appointment	4	7	N/A	79.6%	83.1%	87.0%

* This is based on patients treated on this contract for their most recent course of treatment.

Figures in italics indicate the base number of FP17s or Patient Questionnaire responses are less than 100. N/A is shown where the base number of responses is less than 10 during the period. % is calculated as Quantity/Base number*100

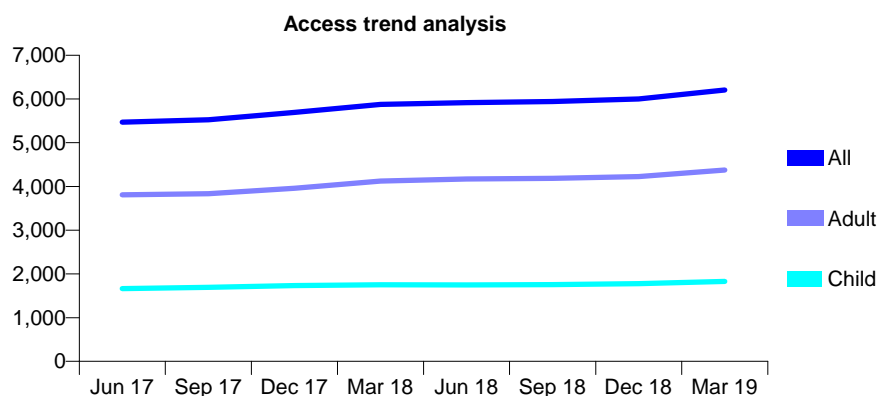
Q61 - Vital Signs At a Glance Contract Report for 566969/0001 - Year end March 2019

Name or company name	Sohail Moulana
Contract type name	GDS Contract
Purpose of contract	General
Contract start date	01/04/2006
Contract end date	

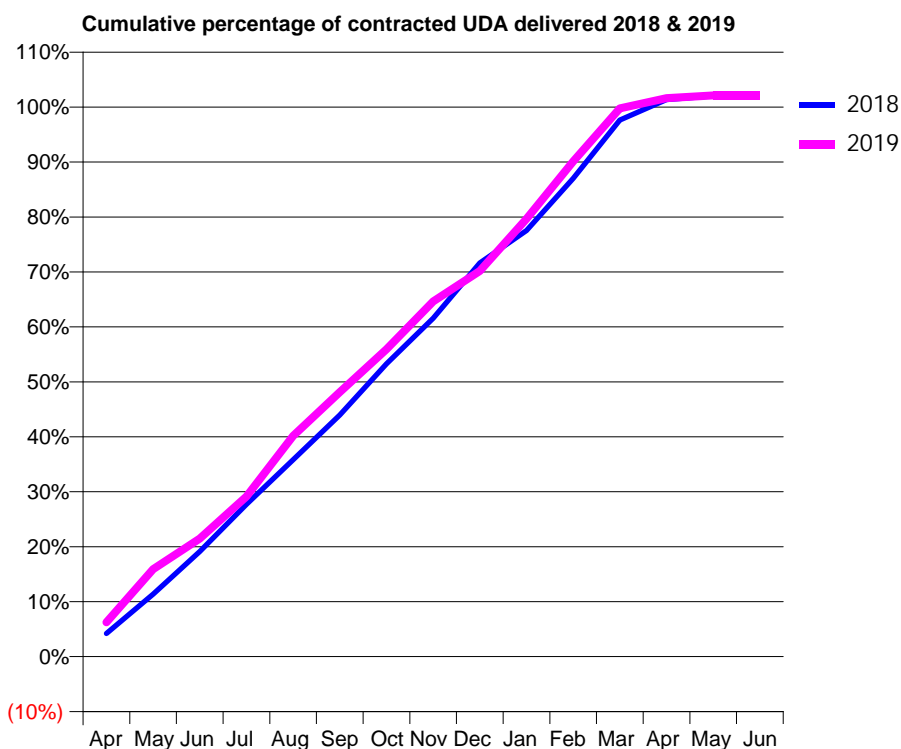
18/19 Contracted general activity (UDA)	17,225
Carry forward general activity (UDA)	-345
18/19 Contracted orthodontic activity (UOA)	0
Carry forward orthodontic activity (UOA)	0
Baseline contract value	£555,499.32

ACCESS*

Patients seen in 24 months	Total	Change since previous quarter
Quarter ending March 2018	5,875	
Quarter ending June 2018	5,917	→
Quarter ending September 2018	5,943	→
Quarter ending December 2018	6,002	→
Quarter ending March 2019	6,204	↑
Variance since March 2018	5.6%	↑



ACTIVITY



Month	Adjusted Scheduled Activity (UDA)	
	2018	2019
April	727	1,077
May	1,958	2,741
June	3,298	3,703
July	4,777	5,016
August	6,172	6,921
September	7,573	8,291
October	9,179	9,632
November	10,606	11,134
December	12,335	12,087
January	13,358	13,720
February	14,990	15,523
March	16,816	17,182
April	17,456	17,502
May	17,573	17,588
June	17,573	17,588

QUALITY

	Quantity	Base Number	Contract	AT	Region	England
% of FP17s for the same patient ID Re-attending within 3 months - Children	125	1,849	6.8%	10.7%	11.9%	11.8%
% of FP17s for the same patient ID Re-attending within 3 months - Adults	699	4,517	15.5%	16.1%	16.9%	15.7%
% of FP17s for the same patient ID Re-attending between 3 & 9 months - Children	595	1,849	32.2%	45.1%	48.9%	58.9%
% of FP17s for the same patient ID Re-attending between 3 & 9 months - Adults	1,458	4,517	32.3%	36.9%	38.9%	50.8%
% of FP17s for Band 1 Urgent Courses	1,092	6,282	17.4%	10.9%	10.7%	9.1%
% of FP17s Relating to Free Repair or Replacements	19	6,282	0.3%	0.5%	0.5%	0.8%
% of FP17s Relating to Continuations	64	6,282	1.0%	0.7%	0.7%	0.9%
% of Patients satisfied with the dentistry they have received	1	1	N/A	89.9%	89.1%	92.5%
% of Patients satisfied with the time they had to wait for an appointment	1	1	N/A	79.6%	83.1%	87.0%

* This is based on patients treated on this contract for their most recent course of treatment. Figures in italics indicate the base number of FP17s or Patient Questionnaire responses are less than 100. N/A is shown where the base number of responses is less than 10 during the period. % is calculated as Quantity/Base number*100

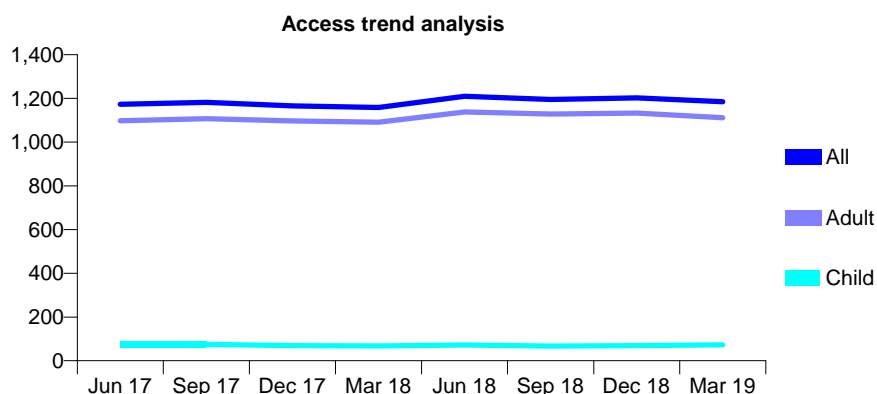
Q61 - Vital Signs At a Glance Contract Report for 568503/0001 - Year end March 2019

Name or company name	MR NS MUDHAR
Contract type name	GDS Contract
Purpose of contract	General
Contract start date	01/04/2006
Contract end date	

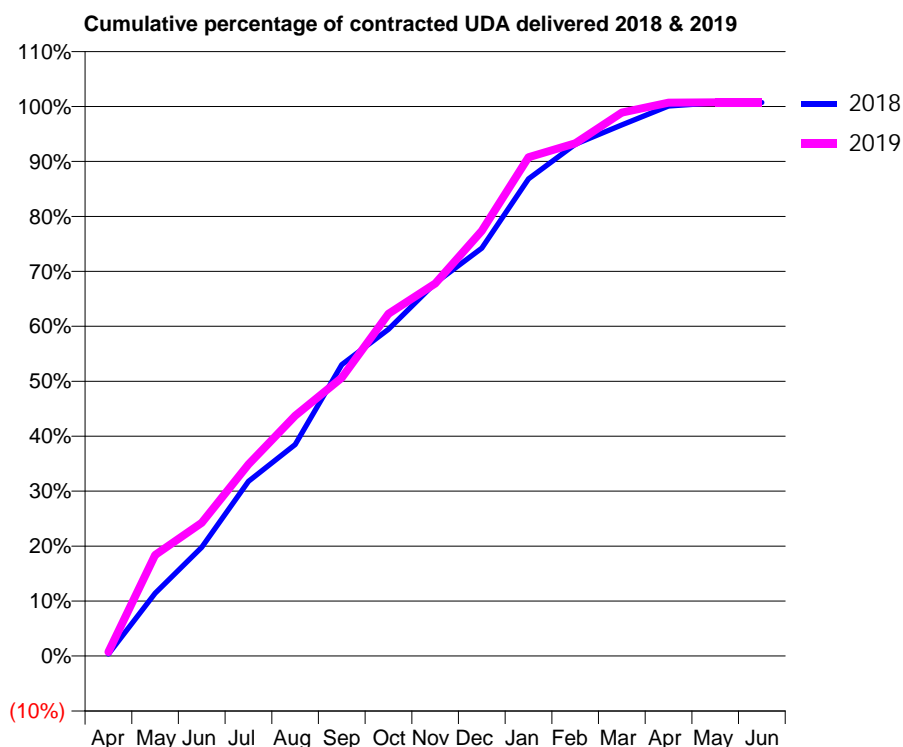
18/19 Contracted general activity (UDA)	4,783
Carry forward general activity (UDA)	-35
18/19 Contracted orthodontic activity (UOA)	0
Carry forward orthodontic activity (UOA)	0
Baseline contract value	£199,053.30

ACCESS*

Patients seen in 24 months	Total	Change since previous quarter
Quarter ending March 2018	1,159	
Quarter ending June 2018	1,210	↑
Quarter ending September 2018	1,195	↓
Quarter ending December 2018	1,202	→
Quarter ending March 2019	1,185	↓
Variance since March 2018	2.2%	↑



ACTIVITY



Month	Adjusted Scheduled Activity (UDA)	
	2018	2019
April	18	35
May	547	879
June	947	1,160
July	1,521	1,668
August	1,840	2,092
September	2,536	2,422
October	2,844	2,978
November	3,246	3,242
December	3,550	3,701
January	4,153	4,341
February	4,454	4,462
March	4,622	4,729
April	4,787	4,817
May	4,814	4,819
June	4,818	4,819

QUALITY

	Quantity	Base Number	Contract	AT	Region	England
% of FP17s for the same patient ID Re-attending within 3 months - Children	2	66	3.0%	10.7%	11.9%	11.8%
% of FP17s for the same patient ID Re-attending within 3 months - Adults	111	1,058	10.5%	16.1%	16.9%	15.7%
% of FP17s for the same patient ID Re-attending between 3 & 9 months - Children	10	66	15.2%	45.1%	48.9%	58.9%
% of FP17s for the same patient ID Re-attending between 3 & 9 months - Adults	272	1,058	25.7%	36.9%	38.9%	50.8%
% of FP17s for Band 1 Urgent Courses	129	1,073	12.0%	10.9%	10.7%	9.1%
% of FP17s Relating to Free Repair or Replacements	1	1,073	0.1%	0.5%	0.5%	0.8%
% of FP17s Relating to Continuations	13	1,073	1.2%	0.7%	0.7%	0.9%
% of Patients satisfied with the dentistry they have received	0	0	N/A	89.9%	89.1%	92.5%
% of Patients satisfied with the time they had to wait for an appointment	0	0	N/A	79.6%	83.1%	87.0%

* This is based on patients treated on this contract for their most recent course of treatment. Figures in italics indicate the base number of FP17s or Patient Questionnaire responses are less than 100. N/A is shown where the base number of responses is less than 10 during the period. % is calculated as Quantity/Base number*100

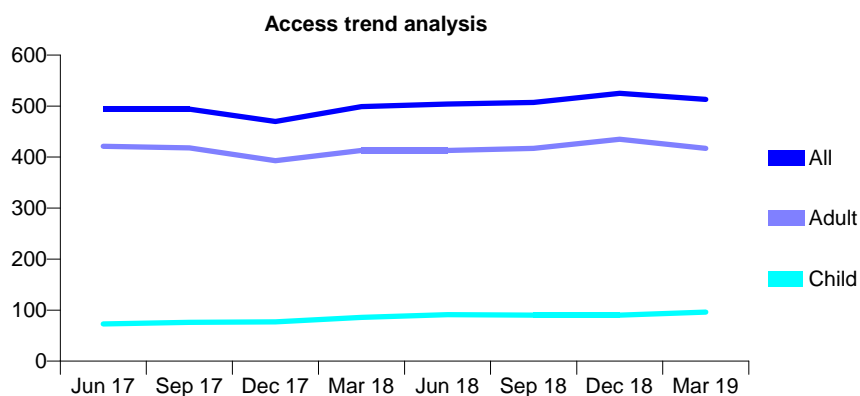
Q61 - Vital Signs At a Glance Contract Report for 568503/0003 - Year end March 2019

Name or company name	MR NS MUDHAR
Contract type name	GDS Contract
Purpose of contract	General
Contract start date	01/04/2006
Contract end date	

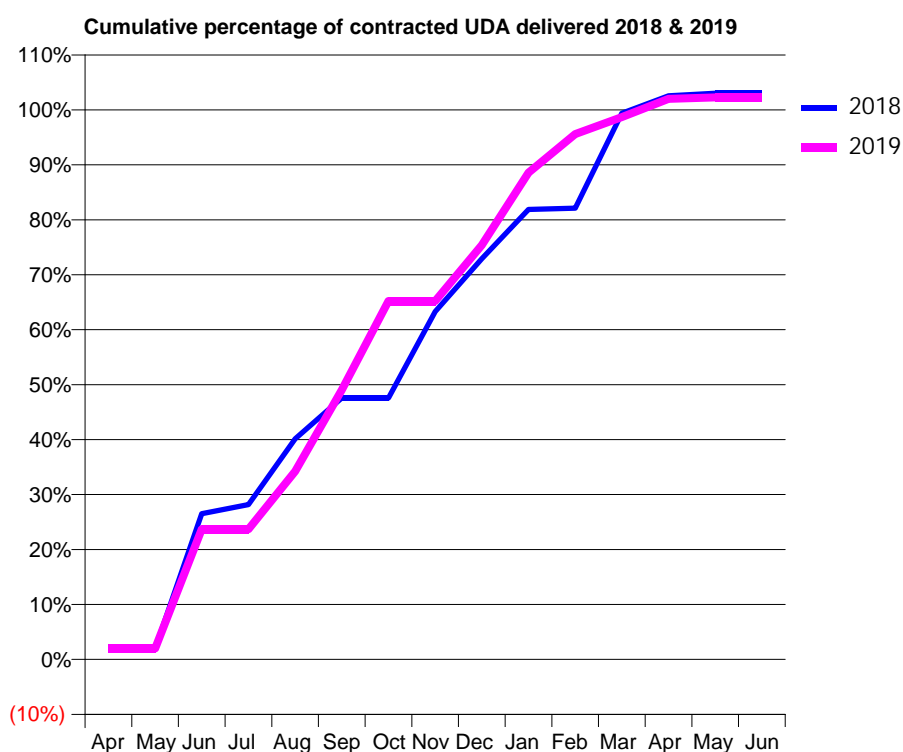
18/19 Contracted general activity (UDA)	1,840
Carry forward general activity (UDA)	-37
18/19 Contracted orthodontic activity (UOA)	0
Carry forward orthodontic activity (UOA)	0
Baseline contract value	£63,587.25

ACCESS*

Patients seen in 24 months	Total	Change since previous quarter
Quarter ending March 2018	499	
Quarter ending June 2018	504	→
Quarter ending September 2018	507	→
Quarter ending December 2018	525	↑
Quarter ending March 2019	513	↓
Variance since March 2018	2.8%	↑



ACTIVITY



Month	2018	2019
April	37	37
May	37	37
June	488	436
July	519	436
August	739	630
September	876	902
October	876	1,200
November	1,165	1,200
December	1,342	1,387
January	1,507	1,630
February	1,511	1,759
March	1,829	1,816
April	1,887	1,877
May	1,896	1,882
June	1,896	1,882

QUALITY

	Quantity	Base Number	Contract	AT	Region	England
% of FP17s for the same patient ID Re-attending within 3 months - Children	5	88	5.7%	10.7%	11.9%	11.8%
% of FP17s for the same patient ID Re-attending within 3 months - Adults	12	361	3.3%	16.1%	16.9%	15.7%
% of FP17s for the same patient ID Re-attending between 3 & 9 months - Children	25	88	28.4%	45.1%	48.9%	58.9%
% of FP17s for the same patient ID Re-attending between 3 & 9 months - Adults	72	361	19.9%	36.9%	38.9%	50.8%
% of FP17s for Band 1 Urgent Courses	20	439	4.6%	10.9%	10.7%	9.1%
% of FP17s Relating to Free Repair or Replacements	0	439	0.0%	0.5%	0.5%	0.8%
% of FP17s Relating to Continuations	1	439	0.2%	0.7%	0.7%	0.9%
% of Patients satisfied with the dentistry they have received	0	0	N/A	89.9%	89.1%	92.5%
% of Patients satisfied with the time they had to wait for an appointment	0	0	N/A	79.6%	83.1%	87.0%

* This is based on patients treated on this contract for their most recent course of treatment. Figures in italics indicate the base number of FP17s or Patient Questionnaire responses are less than 100. N/A is shown where the base number of responses is less than 10 during the period. % is calculated as Quantity/Base number*100

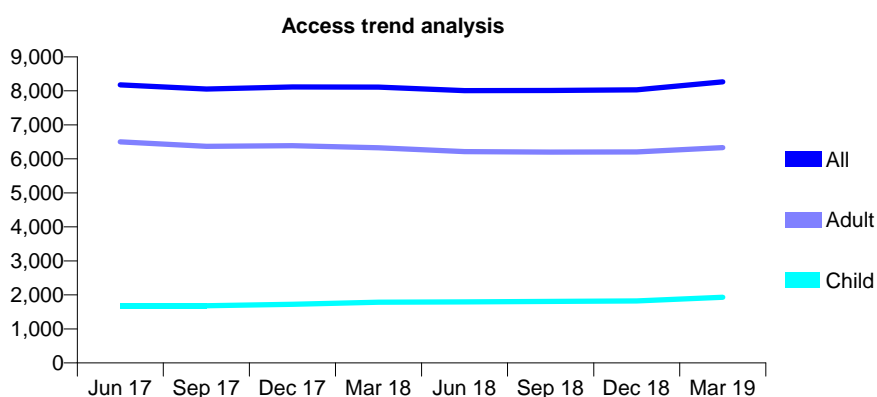
Q61 - Vital Signs At a Glance Contract Report for 568821/0003 - Year end March 2019

Name or company name	MR BK VEKARIA
Contract type name	GDS Contract
Purpose of contract	General
Contract start date	01/05/2009
Contract end date	

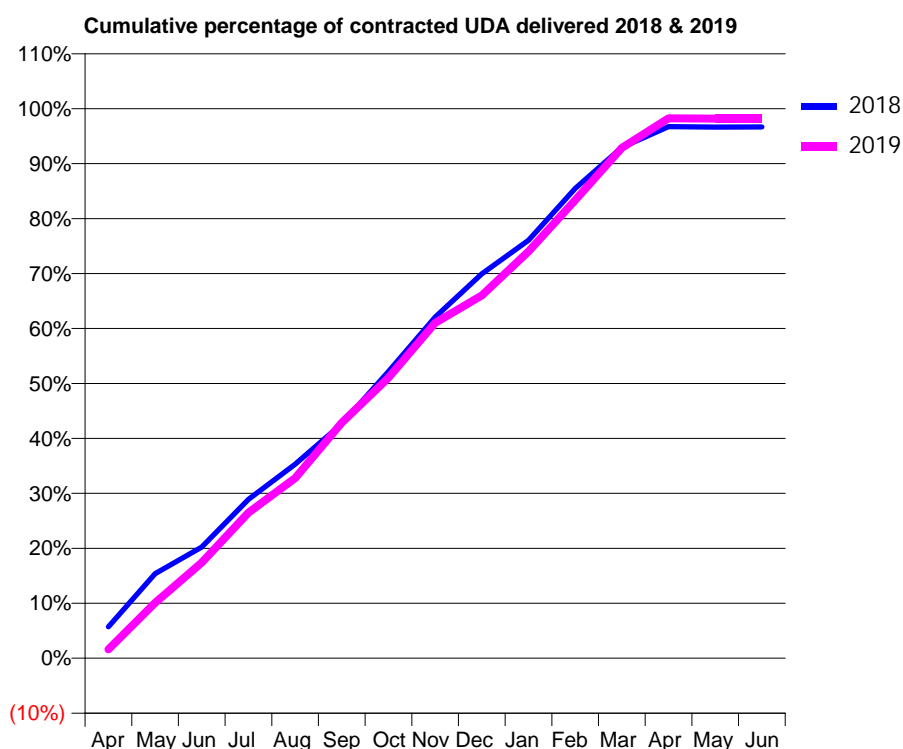
18/19 Contracted general activity (UDA)	17,684
Carry forward general activity (UDA)	591
18/19 Contracted orthodontic activity (UOA)	0
Carry forward orthodontic activity (UOA)	0
Baseline contract value	£492,973.74

ACCESS*

Patients seen in 24 months	Total	Change since previous quarter
Quarter ending March 2018	8,112	
Quarter ending June 2018	8,005	↓
Quarter ending September 2018	8,008	→
Quarter ending December 2018	8,029	→
Quarter ending March 2019	8,264	↑
Variance since March 2018	1.9%	→



ACTIVITY



Month	Adjusted Scheduled Activity (UDA)	
	2018	2019
April	1,015	287
May	2,725	1,783
June	3,575	3,081
July	5,113	4,685
August	6,245	5,795
September	7,542	7,576
October	9,231	9,025
November	10,980	10,789
December	12,365	11,672
January	13,452	13,092
February	15,116	14,743
March	16,437	16,423
April	17,108	17,373
May	17,089	17,366
June	17,093	17,366

QUALITY

	Quantity	Base Number	Contract	AT	Region	England
% of FP17s for the same patient ID Re-attending within 3 months - Children	134	2,317	5.8%	10.7%	11.9%	11.8%
% of FP17s for the same patient ID Re-attending within 3 months - Adults	583	6,077	9.6%	16.1%	16.9%	15.7%
% of FP17s for the same patient ID Re-attending between 3 & 9 months - Children	1,054	2,317	45.5%	45.1%	48.9%	58.9%
% of FP17s for the same patient ID Re-attending between 3 & 9 months - Adults	1,931	6,077	31.8%	36.9%	38.9%	50.8%
% of FP17s for Band 1 Urgent Courses	812	8,508	9.5%	10.9%	10.7%	9.1%
% of FP17s Relating to Free Repair or Replacements	9	8,508	0.1%	0.5%	0.5%	0.8%
% of FP17s Relating to Continuations	10	8,508	0.1%	0.7%	0.7%	0.9%
% of Patients satisfied with the dentistry they have received	1	1	N/A	89.9%	89.1%	92.5%
% of Patients satisfied with the time they had to wait for an appointment	1	1	N/A	79.6%	83.1%	87.0%

* This is based on patients treated on this contract for their most recent course of treatment.

Figures in italics indicate the base number of FP17s or Patient Questionnaire responses are less than 100. N/A is shown where the base number of responses is less than 10 during the period. % is calculated as Quantity/Base number*100

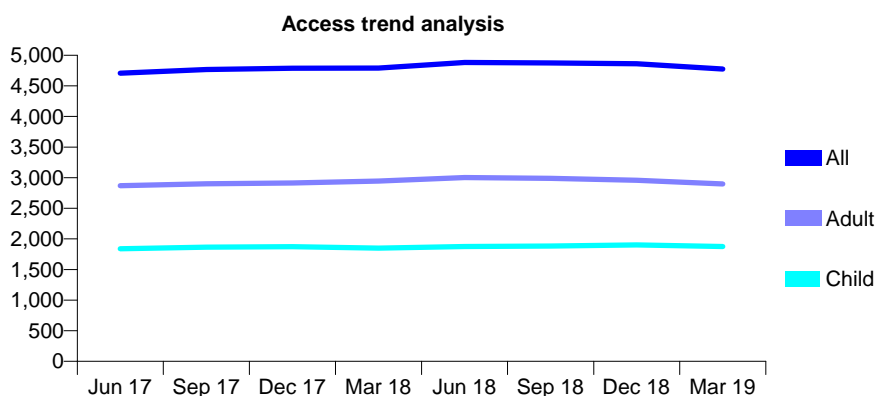
Q61 - Vital Signs At a Glance Contract Report for 572500/0001 - Year end March 2019

Name or company name	Approach Dentistry
Contract type name	GDS Contract
Purpose of contract	General
Contract start date	01/04/2006
Contract end date	

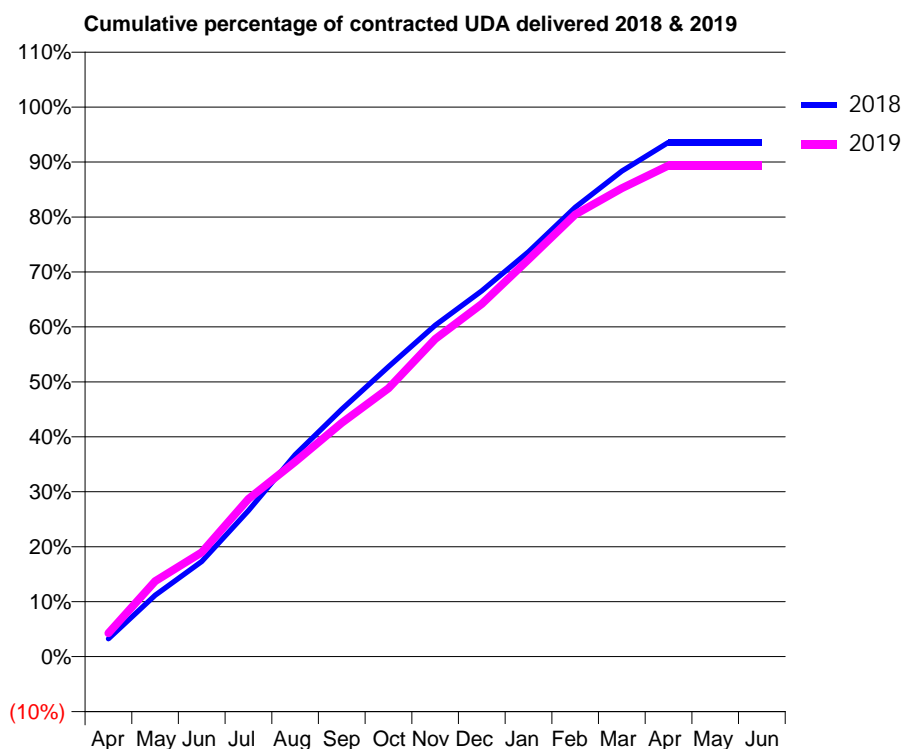
18/19 Contracted general activity (UDA)	11,810
Carry forward general activity (UDA)	0
18/19 Contracted orthodontic activity (UOA)	0
Carry forward orthodontic activity (UOA)	0
Baseline contract value	£281,400.03

ACCESS*

Patients seen in 24 months	Total	Change since previous quarter
Quarter ending March 2018	4,793	
Quarter ending June 2018	4,881	→
Quarter ending September 2018	4,875	→
Quarter ending December 2018	4,861	→
Quarter ending March 2019	4,775	↓
Variance since March 2018	(0.4%)	→



ACTIVITY



Month	Adjusted Scheduled Activity (UDA)	
	2018	2019
April	385	504
May	1,319	1,620
June	2,044	2,243
July	3,139	3,389
August	4,339	4,187
September	5,314	5,024
October	6,229	5,767
November	7,121	6,824
December	7,859	7,579
January	8,699	8,534
February	9,658	9,503
March	10,433	10,064
April	11,052	10,552
May	11,052	10,552
June	11,052	10,552

QUALITY

	Quantity	Base Number	Contract	AT	Region	England
% of FP17s for the same patient ID Re-attending within 3 months - Children	267	2,545	10.5%	10.7%	11.9%	11.8%
% of FP17s for the same patient ID Re-attending within 3 months - Adults	543	3,254	16.7%	16.1%	16.9%	15.7%
% of FP17s for the same patient ID Re-attending between 3 & 9 months - Children	1,211	2,545	47.6%	45.1%	48.9%	58.9%
% of FP17s for the same patient ID Re-attending between 3 & 9 months - Adults	1,379	3,254	42.4%	36.9%	38.9%	50.8%
% of FP17s for Band 1 Urgent Courses	837	5,752	14.6%	10.9%	10.7%	9.1%
% of FP17s Relating to Free Repair or Replacements	4	5,752	0.1%	0.5%	0.5%	0.8%
% of FP17s Relating to Continuations	93	5,752	1.6%	0.7%	0.7%	0.9%
% of Patients satisfied with the dentistry they have received	2	2	N/A	89.9%	89.1%	92.5%
% of Patients satisfied with the time they had to wait for an appointment	2	2	N/A	79.6%	83.1%	87.0%

* This is based on patients treated on this contract for their most recent course of treatment. Figures in italics indicate the base number of FP17s or Patient Questionnaire responses are less than 100. N/A is shown where the base number of responses is less than 10 during the period. % is calculated as Quantity/Base number*100

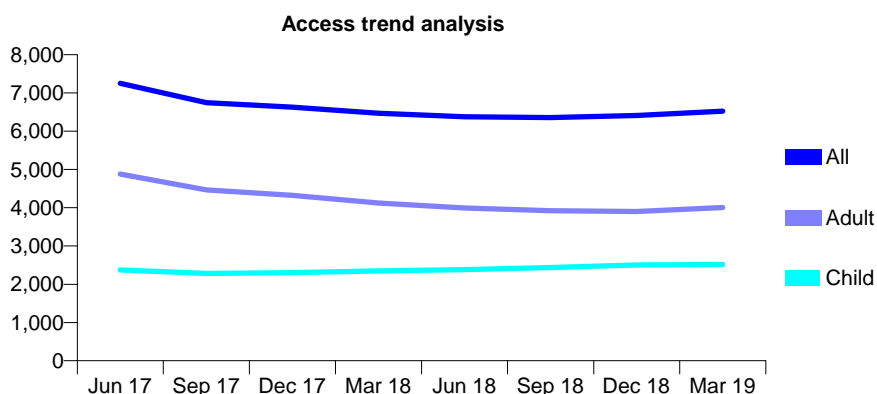
Q61 - Vital Signs At a Glance Contract Report for 572659/0001 - Year end March 2019

Name or company name	Dental Design Studio
Contract type name	GDS Contract
Purpose of contract	General
Contract start date	01/04/2006
Contract end date	

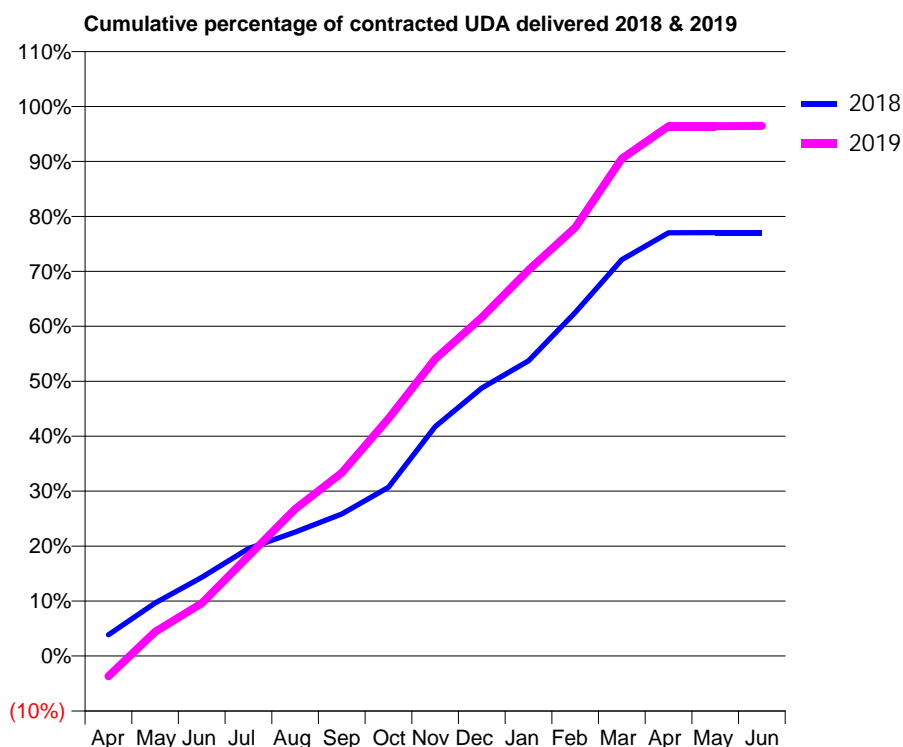
18/19 Contracted general activity (UDA)	21,691
Carry forward general activity (UDA)	1,560
18/19 Contracted orthodontic activity (UOA)	0
Carry forward orthodontic activity (UOA)	0
Baseline contract value	£634,722.45

ACCESS*

Patients seen in 24 months	Total	Change since previous quarter
Quarter ending March 2018	6,467	
Quarter ending June 2018	6,377	↓
Quarter ending September 2018	6,357	→
Quarter ending December 2018	6,407	→
Quarter ending March 2019	6,523	→
Variance since March 2018	0.9%	→



ACTIVITY



Month	Adjusted Scheduled Activity (UDA)	
	2018	2019
April	837	-804
May	2,098	958
June	3,110	2,083
July	4,245	3,945
August	4,892	5,805
September	5,607	7,232
October	6,659	9,370
November	9,054	11,729
December	10,577	13,362
January	11,650	15,230
February	13,562	16,914
March	15,640	19,629
April	16,707	20,909
May	16,707	20,910
June	16,711	20,925

QUALITY

	Quantity	Base Number	Contract	AT	Region	England
% of FP17s for the same patient ID Re-attending within 3 months - Children	398	3,979	10.0%	10.7%	11.9%	11.8%
% of FP17s for the same patient ID Re-attending within 3 months - Adults	882	5,360	16.5%	16.1%	16.9%	15.7%
% of FP17s for the same patient ID Re-attending between 3 & 9 months - Children	1,999	3,979	50.2%	45.1%	48.9%	58.9%
% of FP17s for the same patient ID Re-attending between 3 & 9 months - Adults	2,132	5,360	39.8%	36.9%	38.9%	50.8%
% of FP17s for Band 1 Urgent Courses	983	9,443	10.4%	10.9%	10.7%	9.1%
% of FP17s Relating to Free Repair or Replacements	52	9,443	0.6%	0.5%	0.5%	0.8%
% of FP17s Relating to Continuations	155	9,443	1.6%	0.7%	0.7%	0.9%
% of Patients satisfied with the dentistry they have received	3	3	N/A	89.9%	89.1%	92.5%
% of Patients satisfied with the time they had to wait for an appointment	3	3	N/A	79.6%	83.1%	87.0%

* This is based on patients treated on this contract for their most recent course of treatment. Figures in italics indicate the base number of FP17s or Patient Questionnaire responses are less than 100. N/A is shown where the base number of responses is less than 10 during the period. % is calculated as Quantity/Base number*100

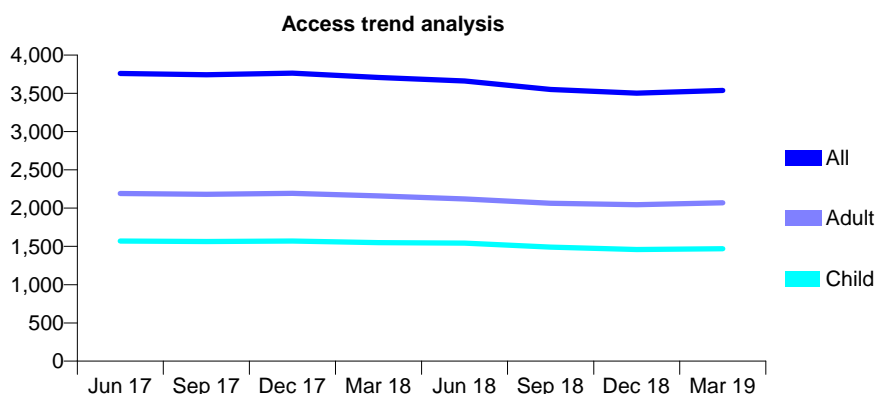
Q61 - Vital Signs At a Glance Contract Report for 572888/0001 - Year end March 2019

Name or company name	MR R GOGNA
Contract type name	GDS Contract
Purpose of contract	General
Contract start date	01/04/2006
Contract end date	

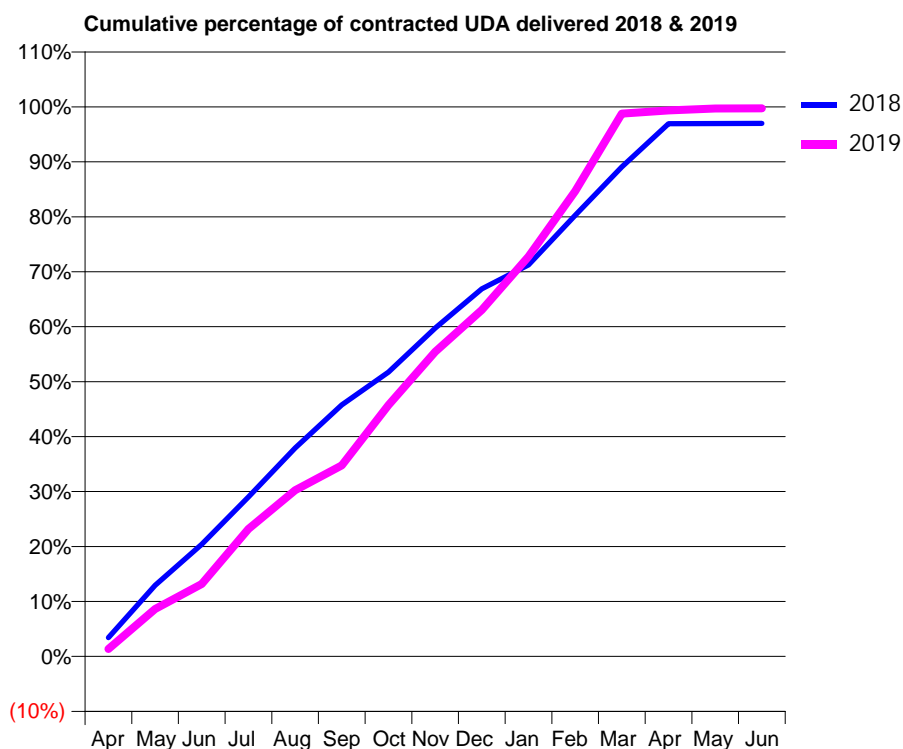
18/19 Contracted general activity (UDA)	8,928
Carry forward general activity (UDA)	269
18/19 Contracted orthodontic activity (UOA)	0
Carry forward orthodontic activity (UOA)	0
Baseline contract value	£262,541.88

ACCESS*

Patients seen in 24 months	Total	Change since previous quarter
Quarter ending March 2018	3,707	
Quarter ending June 2018	3,661	↓
Quarter ending September 2018	3,552	↓
Quarter ending December 2018	3,502	↓
Quarter ending March 2019	3,537	→
Variance since March 2018	(4.6%)	↓



ACTIVITY



Month	Adjusted Scheduled Activity (UDA)	
	2018	2019
April	307	119
May	1,155	769
June	1,820	1,177
July	2,592	2,071
August	3,387	2,700
September	4,087	3,104
October	4,618	4,083
November	5,333	4,950
December	5,971	5,627
January	6,361	6,497
February	7,166	7,559
March	7,952	8,818
April	8,654	8,871
May	8,657	8,901
June	8,659	8,903

QUALITY

	Quantity	Base Number	Contract	AT	Region	England
% of FP17s for the same patient ID Re-attending within 3 months - Children	168	2,457	6.8%	10.7%	11.9%	11.8%
% of FP17s for the same patient ID Re-attending within 3 months - Adults	454	2,867	15.8%	16.1%	16.9%	15.7%
% of FP17s for the same patient ID Re-attending between 3 & 9 months - Children	1,554	2,457	63.2%	45.1%	48.9%	58.9%
% of FP17s for the same patient ID Re-attending between 3 & 9 months - Adults	1,514	2,867	52.8%	36.9%	38.9%	50.8%
% of FP17s for Band 1 Urgent Courses	386	4,394	8.8%	10.9%	10.7%	9.1%
% of FP17s Relating to Free Repair or Replacements	15	4,394	0.3%	0.5%	0.5%	0.8%
% of FP17s Relating to Continuations	21	4,394	0.5%	0.7%	0.7%	0.9%
% of Patients satisfied with the dentistry they have received	0	0	N/A	89.9%	89.1%	92.5%
% of Patients satisfied with the time they had to wait for an appointment	0	0	N/A	79.6%	83.1%	87.0%

* This is based on patients treated on this contract for their most recent course of treatment. Figures in italics indicate the base number of FP17s or Patient Questionnaire responses are less than 100. N/A is shown where the base number of responses is less than 10 during the period. % is calculated as Quantity/Base number*100

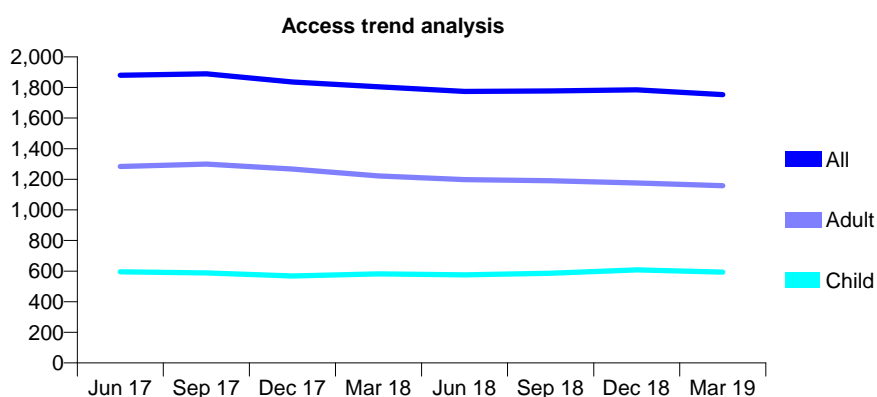
Q61 - Vital Signs At a Glance Contract Report for 574732/0001 - Year end March 2019

Name or company name	MR B LILADHAR
Contract type name	GDS Contract
Purpose of contract	General and Orthodontic
Contract start date	01/04/2006
Contract end date	

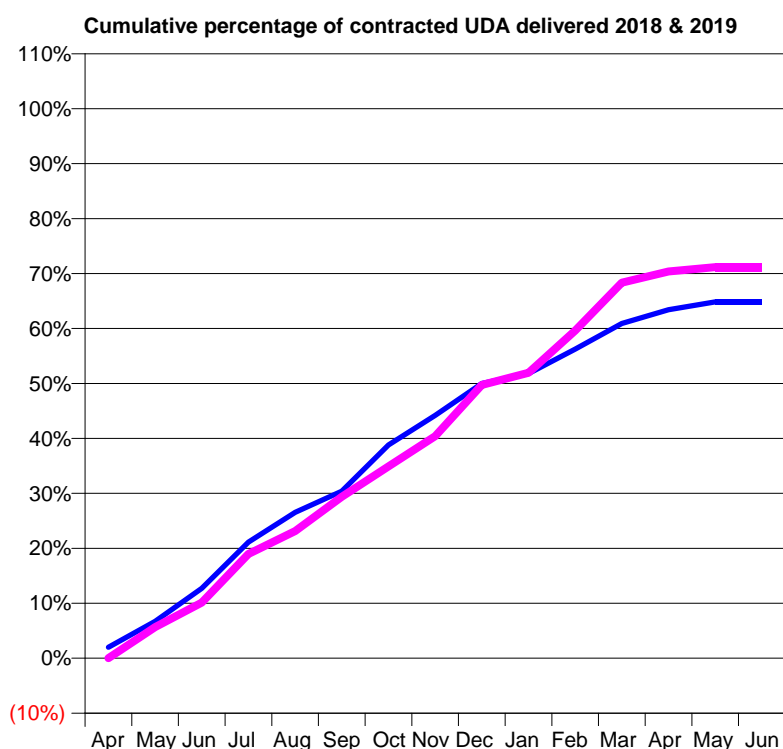
18/19 Contracted general activity (UDA)	3,503
Carry forward general activity (UDA)	0
18/19 Contracted orthodontic activity (UOA)	315
Carry forward orthodontic activity (UOA)	0
Baseline contract value	£131,047.79

ACCESS*

Patients seen in 24 months	Total	Change since previous quarter
Quarter ending March 2018	1,804	
Quarter ending June 2018	1,774	↓
Quarter ending September 2018	1,777	→
Quarter ending December 2018	1,784	→
Quarter ending March 2019	1,753	↓
Variance since March 2018	(2.8%)	↓



ACTIVITY



Month	Adjusted Scheduled Activity (UDA)	
	2018	2019
April	70	0
May	235	198
June	445	355
July	740	665
August	930	811
September	1,065	1,029
October	1,360	1,223
November	1,548	1,416
December	1,751	1,742
January	1,814	1,819
February	1,971	2,089
March	2,133	2,394
April	2,222	2,466
May	2,272	2,493
June	2,272	2,493

QUALITY

	Quantity	Base Number	Contract	AT	Region	England
% of FP17s for the same patient ID Re-attending within 3 months - Children	58	797	7.3%	10.7%	11.9%	11.8%
% of FP17s for the same patient ID Re-attending within 3 months - Adults	163	1,428	11.4%	16.1%	16.9%	15.7%
% of FP17s for the same patient ID Re-attending between 3 & 9 months - Children	383	797	48.1%	45.1%	48.9%	58.9%
% of FP17s for the same patient ID Re-attending between 3 & 9 months - Adults	674	1,428	47.2%	36.9%	38.9%	50.8%
% of FP17s for Band 1 Urgent Courses	99	1,257	7.9%	10.9%	10.7%	9.1%
% of FP17s Relating to Free Repair or Replacements	5	1,257	0.4%	0.5%	0.5%	0.8%
% of FP17s Relating to Continuations	6	1,257	0.5%	0.7%	0.7%	0.9%
% of Patients satisfied with the dentistry they have received	0	0	N/A	89.9%	89.1%	92.5%
% of Patients satisfied with the time they had to wait for an appointment	0	0	N/A	79.6%	83.1%	87.0%

* This is based on patients treated on this contract for their most recent course of treatment.

Figures in italics indicate the base number of FP17s or Patient Questionnaire responses are less than 100. N/A is shown where the base number of responses is less than 10 during the period. % is calculated as Quantity/Base number*100

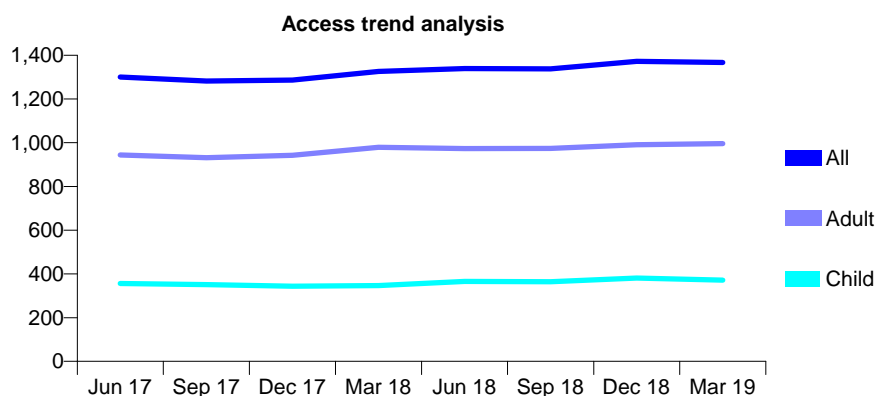
Q61 - Vital Signs At a Glance Contract Report for 576778/0001 - Year end March 2019

Name or company name	MR AK FANG
Contract type name	GDS Contract
Purpose of contract	General
Contract start date	01/04/2006
Contract end date	

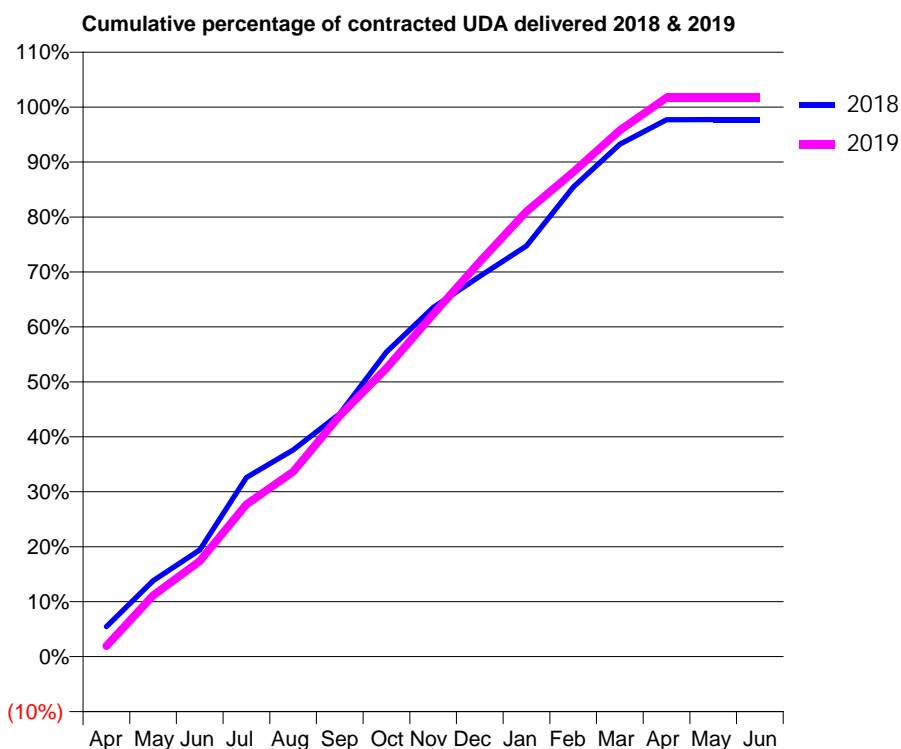
18/19 Contracted general activity (UDA)	4,368
Carry forward general activity (UDA)	100
18/19 Contracted orthodontic activity (UOA)	0
Carry forward orthodontic activity (UOA)	0
Baseline contract value	£123,520.71

ACCESS*

Patients seen in 24 months	Total	Change since previous quarter
Quarter ending March 2018	1,326	
Quarter ending June 2018	1,339	→
Quarter ending September 2018	1,338	→
Quarter ending December 2018	1,372	↑
Quarter ending March 2019	1,367	→
Variance since March 2018	3.1%	↑



ACTIVITY



Month	Adjusted Scheduled Activity (UDA)	
	2018	2019
April	239	85
May	603	487
June	849	759
July	1,425	1,211
August	1,643	1,469
September	1,931	1,915
October	2,421	2,293
November	2,774	2,721
December	3,024	3,139
January	3,265	3,537
February	3,731	3,851
March	4,072	4,184
April	4,267	4,442
May	4,268	4,442
June	4,268	4,443

QUALITY

	Quantity	Base Number	Contract	AT	Region	England
% of FP17s for the same patient ID Re-attending within 3 months - Children	45	582	7.7%	10.7%	11.9%	11.8%
% of FP17s for the same patient ID Re-attending within 3 months - Adults	174	1,296	13.4%	16.1%	16.9%	15.7%
% of FP17s for the same patient ID Re-attending between 3 & 9 months - Children	376	582	64.6%	45.1%	48.9%	58.9%
% of FP17s for the same patient ID Re-attending between 3 & 9 months - Adults	723	1,296	55.8%	36.9%	38.9%	50.8%
% of FP17s for Band 1 Urgent Courses	172	1,897	9.1%	10.9%	10.7%	9.1%
% of FP17s Relating to Free Repair or Replacements	0	1,897	0.0%	0.5%	0.5%	0.8%
% of FP17s Relating to Continuations	0	1,897	0.0%	0.7%	0.7%	0.9%
% of Patients satisfied with the dentistry they have received	0	0	N/A	89.9%	89.1%	92.5%
% of Patients satisfied with the time they had to wait for an appointment	0	0	N/A	79.6%	83.1%	87.0%

* This is based on patients treated on this contract for their most recent course of treatment. Figures in italics indicate the base number of FP17s or Patient Questionnaire responses are less than 100. N/A is shown where the base number of responses is less than 10 during the period. % is calculated as Quantity/Base number*100

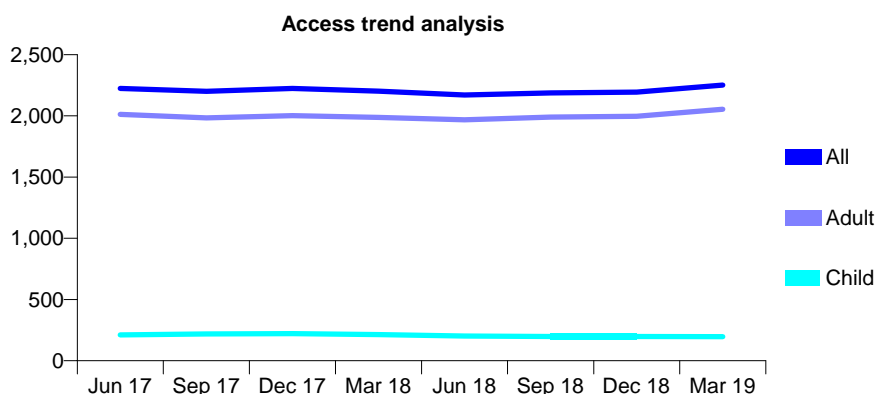
Q61 - Vital Signs At a Glance Contract Report for 577472/0001 - Year end March 2019

Name or company name	MR NR SHUKLE
Contract type name	GDS Contract
Purpose of contract	General
Contract start date	01/04/2006
Contract end date	

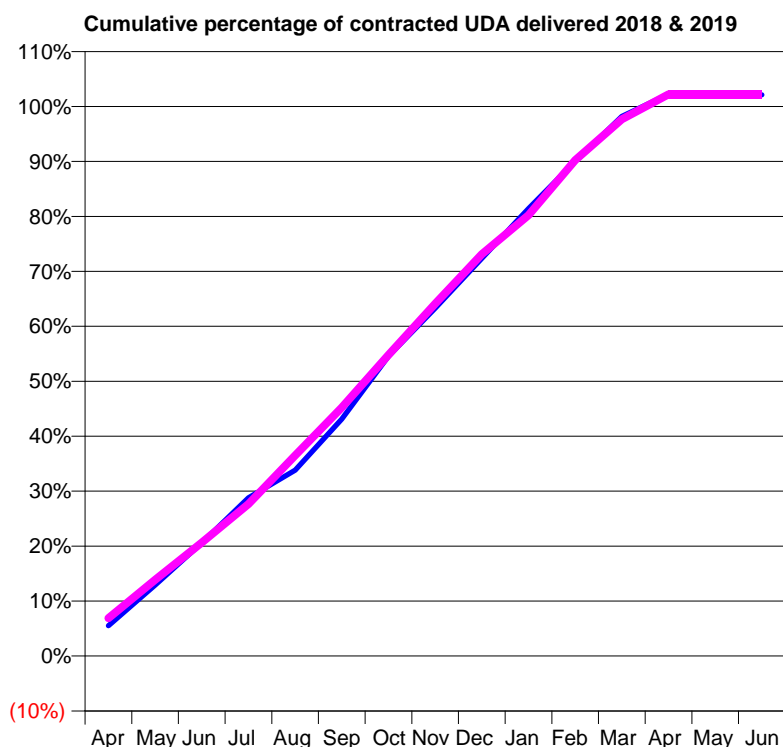
18/19 Contracted general activity (UDA)	5,608
Carry forward general activity (UDA)	-112
18/19 Contracted orthodontic activity (UOA)	0
Carry forward orthodontic activity (UOA)	0
Baseline contract value	£143,195.03

ACCESS*

Patients seen in 24 months	Total	Change since previous quarter
Quarter ending March 2018	2,202	
Quarter ending June 2018	2,170	↓
Quarter ending September 2018	2,188	→
Quarter ending December 2018	2,194	→
Quarter ending March 2019	2,251	↑
Variance since March 2018	2.2%	↑



ACTIVITY



Month	Adjusted Scheduled Activity (UDA)	
	2018	2019
April	310	387
May	724	778
June	1,153	1,158
July	1,615	1,550
August	1,896	2,048
September	2,417	2,536
October	3,060	3,072
November	3,550	3,594
December	4,057	4,100
January	4,565	4,498
February	5,049	5,060
March	5,505	5,477
April	5,733	5,731
May	5,730	5,731
June	5,727	5,731

QUALITY

	Quantity	Base Number	Contract	AT	Region	England
% of FP17s for the same patient ID Re-attending within 3 months - Children	7	202	3.5%	10.7%	11.9%	11.8%
% of FP17s for the same patient ID Re-attending within 3 months - Adults	523	2,384	21.9%	16.1%	16.9%	15.7%
% of FP17s for the same patient ID Re-attending between 3 & 9 months - Children	72	202	35.6%	45.1%	48.9%	58.9%
% of FP17s for the same patient ID Re-attending between 3 & 9 months - Adults	765	2,384	32.1%	36.9%	38.9%	50.8%
% of FP17s for Band 1 Urgent Courses	238	2,215	10.7%	10.9%	10.7%	9.1%
% of FP17s Relating to Free Repair or Replacements	46	2,215	2.1%	0.5%	0.5%	0.8%
% of FP17s Relating to Continuations	26	2,215	1.2%	0.7%	0.7%	0.9%
% of Patients satisfied with the dentistry they have received	0	0	N/A	89.9%	89.1%	92.5%
% of Patients satisfied with the time they had to wait for an appointment	0	0	N/A	79.6%	83.1%	87.0%

* This is based on patients treated on this contract for their most recent course of treatment. Figures in italics indicate the base number of FP17s or Patient Questionnaire responses are less than 100. N/A is shown where the base number of responses is less than 10 during the period. % is calculated as Quantity/Base number*100

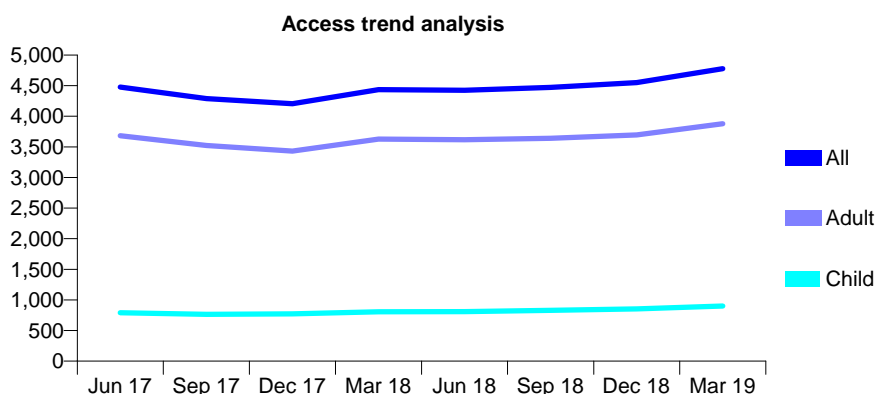
Q61 - Vital Signs At a Glance Contract Report for 577537/0001 - Year end March 2019

Name or company name	The Grove Dental Care Limited
Contract type name	GDS Contract
Purpose of contract	General
Contract start date	01/04/2006
Contract end date	

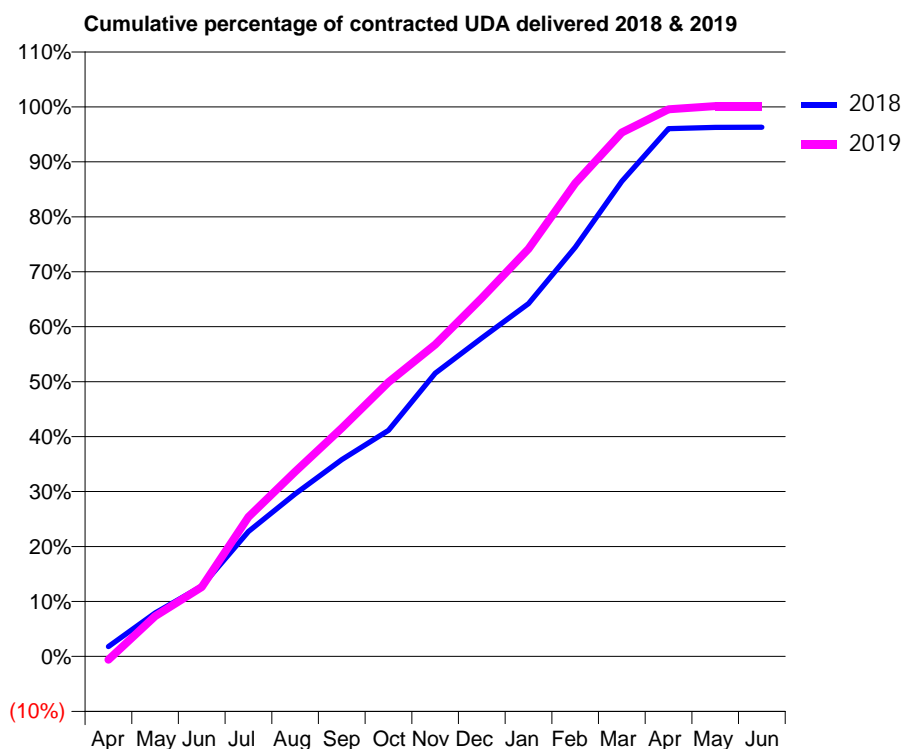
18/19 Contracted general activity (UDA)	13,265
Carry forward general activity (UDA)	492
18/19 Contracted orthodontic activity (UOA)	0
Carry forward orthodontic activity (UOA)	0
Baseline contract value	£444,060.53

ACCESS*

Patients seen in 24 months	Total	Change since previous quarter
Quarter ending March 2018	4,435	
Quarter ending June 2018	4,426	→
Quarter ending September 2018	4,472	→
Quarter ending December 2018	4,550	→
Quarter ending March 2019	4,779	↑
Variance since March 2018	7.8%	↑



ACTIVITY



Month	Adjusted Scheduled Activity (UDA)	
	2018	2019
April	239	-83
May	1,047	970
June	1,693	1,674
July	3,014	3,367
August	3,923	4,458
September	4,748	5,510
October	5,457	6,619
November	6,836	7,529
December	7,686	8,650
January	8,517	9,837
February	9,877	11,421
March	11,467	12,647
April	12,741	13,207
May	12,767	13,285
June	12,773	13,285

QUALITY

	Quantity	Base Number	Contract	AT	Region	England
% of FP17s for the same patient ID Re-attending within 3 months - Children	120	1,258	9.5%	10.7%	11.9%	11.8%
% of FP17s for the same patient ID Re-attending within 3 months - Adults	1,009	4,849	20.8%	16.1%	16.9%	15.7%
% of FP17s for the same patient ID Re-attending between 3 & 9 months - Children	588	1,258	46.7%	45.1%	48.9%	58.9%
% of FP17s for the same patient ID Re-attending between 3 & 9 months - Adults	1,779	4,849	36.7%	36.9%	38.9%	50.8%
% of FP17s for Band 1 Urgent Courses	780	5,962	13.1%	10.9%	10.7%	9.1%
% of FP17s Relating to Free Repair or Replacements	95	5,962	1.6%	0.5%	0.5%	0.8%
% of FP17s Relating to Continuations	126	5,962	2.1%	0.7%	0.7%	0.9%
% of Patients satisfied with the dentistry they have received	2	4	N/A	89.9%	89.1%	92.5%
% of Patients satisfied with the time they had to wait for an appointment	4	4	N/A	79.6%	83.1%	87.0%

* This is based on patients treated on this contract for their most recent course of treatment. Figures in italics indicate the base number of FP17s or Patient Questionnaire responses are less than 100. N/A is shown where the base number of responses is less than 10 during the period. % is calculated as Quantity/Base number*100

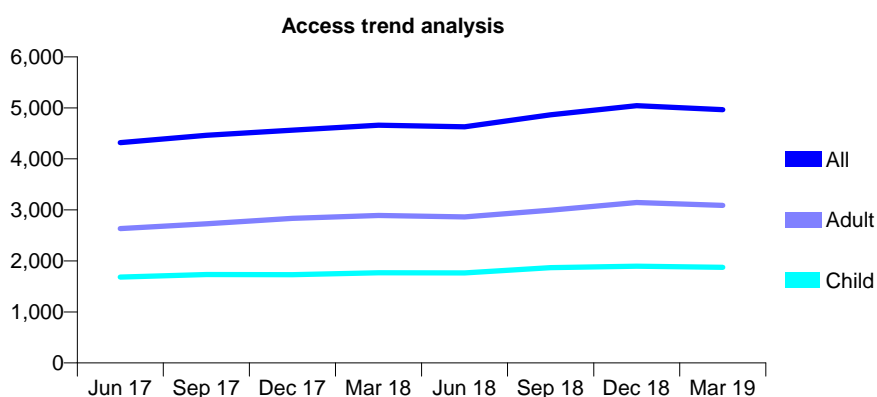
Q61 - Vital Signs At a Glance Contract Report for 578738/0001 - Year end March 2019

Name or company name	MR OF ABBAS
Contract type name	GDS Contract
Purpose of contract	General
Contract start date	01/04/2006
Contract end date	

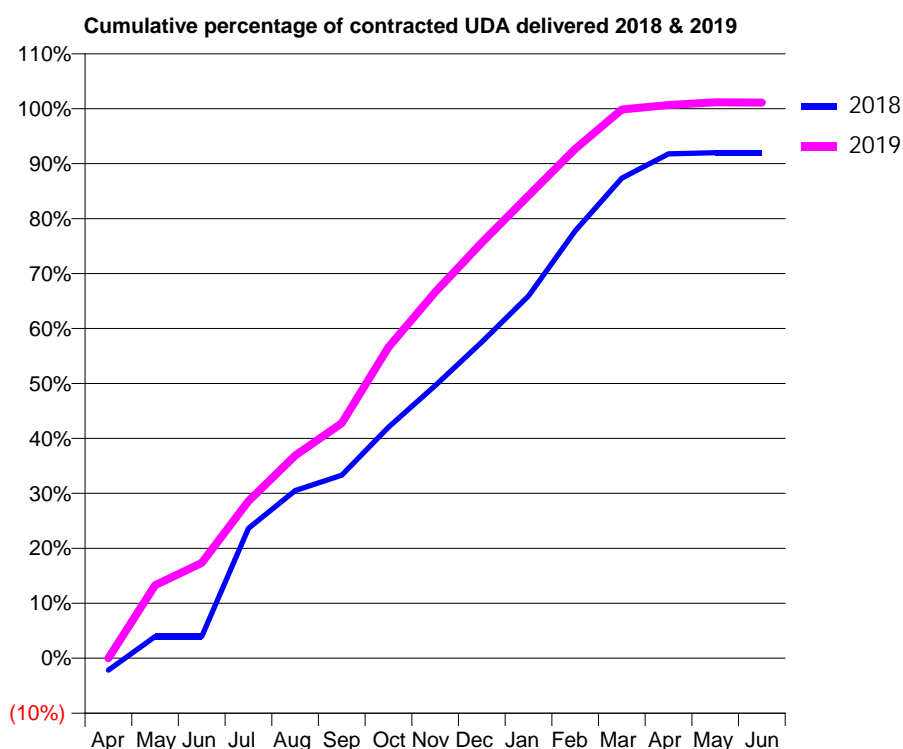
18/19 Contracted general activity (UDA)	14,007
Carry forward general activity (UDA)	0
18/19 Contracted orthodontic activity (UOA)	0
Carry forward orthodontic activity (UOA)	0
Baseline contract value	£372,909.88

ACCESS*

Patients seen in 24 months	Total	Change since previous quarter
Quarter ending March 2018	4,660	
Quarter ending June 2018	4,629	→
Quarter ending September 2018	4,864	↑
Quarter ending December 2018	5,045	↑
Quarter ending March 2019	4,965	↓
Variance since March 2018	6.5%	↑



ACTIVITY



Month	Adjusted Scheduled Activity (UDA)	
	2018	2019
April	-308	0
May	552	1,863
June	552	2,429
July	3,310	4,004
August	4,273	5,167
September	4,667	5,990
October	5,890	7,928
November	6,949	9,332
December	8,057	10,592
January	9,234	11,791
February	10,893	12,982
March	12,235	13,987
April	12,856	14,100
May	12,885	14,168
June	12,885	14,163

QUALITY

	Quantity	Base Number	Contract	AT	Region	England
% of FP17s for the same patient ID Re-attending within 3 months - Children	194	2,460	7.9%	10.7%	11.9%	11.8%
% of FP17s for the same patient ID Re-attending within 3 months - Adults	456	3,249	14.0%	16.1%	16.9%	15.7%
% of FP17s for the same patient ID Re-attending between 3 & 9 months - Children	1,144	2,460	46.5%	45.1%	48.9%	58.9%
% of FP17s for the same patient ID Re-attending between 3 & 9 months - Adults	1,053	3,249	32.4%	36.9%	38.9%	50.8%
% of FP17s for Band 1 Urgent Courses	460	5,496	8.4%	10.9%	10.7%	9.1%
% of FP17s Relating to Free Repair or Replacements	20	5,496	0.4%	0.5%	0.5%	0.8%
% of FP17s Relating to Continuations	12	5,496	0.2%	0.7%	0.7%	0.9%
% of Patients satisfied with the dentistry they have received	0	0	N/A	89.9%	89.1%	92.5%
% of Patients satisfied with the time they had to wait for an appointment	0	0	N/A	79.6%	83.1%	87.0%

* This is based on patients treated on this contract for their most recent course of treatment.

Figures in italics indicate the base number of FP17s or Patient Questionnaire responses are less than 100. N/A is shown where the base number of responses is less than 10 during the period. % is calculated as Quantity/Base number*100

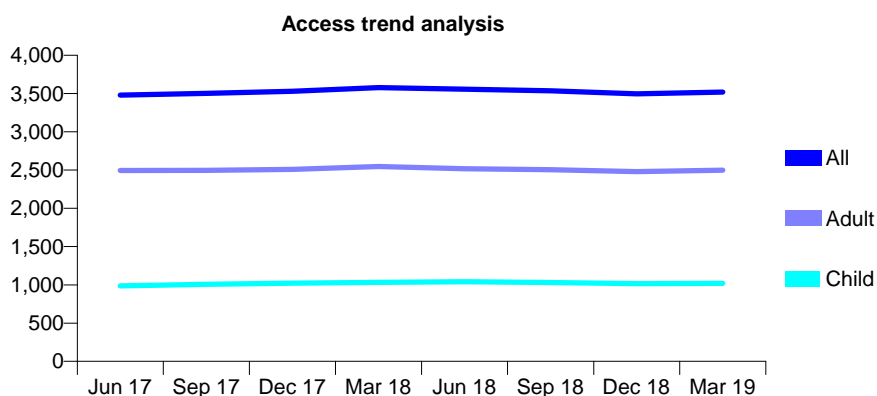
Q61 - Vital Signs At a Glance Contract Report for 578991/0001 - Year end March 2019

Name or company name	MR TS DEO
Contract type name	GDS Contract
Purpose of contract	General
Contract start date	01/04/2006
Contract end date	

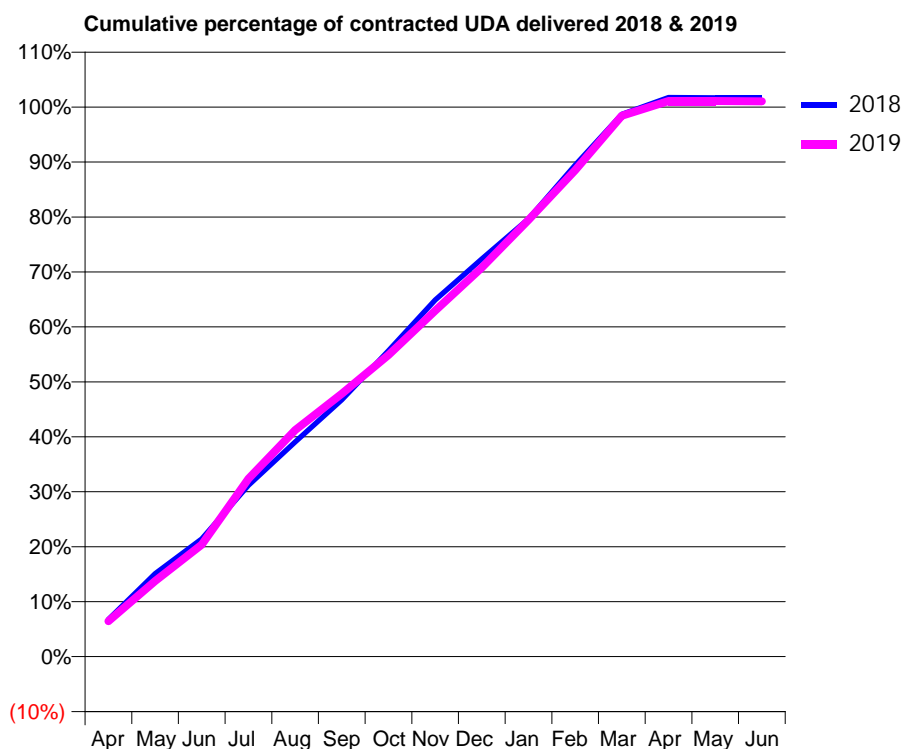
18/19 Contracted general activity (UDA)	10,649
Carry forward general activity (UDA)	-177
18/19 Contracted orthodontic activity (UOA)	0
Carry forward orthodontic activity (UOA)	0
Baseline contract value	£357,341.75

ACCESS*

Patients seen in 24 months	Total	Change since previous quarter
Quarter ending March 2018	3,578	
Quarter ending June 2018	3,557	→
Quarter ending September 2018	3,535	→
Quarter ending December 2018	3,496	↓
Quarter ending March 2019	3,520	→
Variance since March 2018	(1.6%)	↓



ACTIVITY



Month	Adjusted Scheduled Activity (UDA)	
	2018	2019
April	723	685
May	1,609	1,466
June	2,280	2,171
July	3,319	3,448
August	4,162	4,389
September	4,976	5,095
October	5,929	5,844
November	6,912	6,703
December	7,704	7,536
January	8,483	8,461
February	9,526	9,426
March	10,510	10,481
April	10,834	10,767
May	10,826	10,763
June	10,826	10,758

QUALITY

	Quantity	Base Number	Contract	AT	Region	England
% of FP17s for the same patient ID Re-attending within 3 months - Children	122	1,471	8.3%	10.7%	11.9%	11.8%
% of FP17s for the same patient ID Re-attending within 3 months - Adults	375	2,828	13.3%	16.1%	16.9%	15.7%
% of FP17s for the same patient ID Re-attending between 3 & 9 months - Children	841	1,471	57.2%	45.1%	48.9%	58.9%
% of FP17s for the same patient ID Re-attending between 3 & 9 months - Adults	1,340	2,828	47.4%	36.9%	38.9%	50.8%
% of FP17s for Band 1 Urgent Courses	391	4,294	9.1%	10.9%	10.7%	9.1%
% of FP17s Relating to Free Repair or Replacements	14	4,294	0.3%	0.5%	0.5%	0.8%
% of FP17s Relating to Continuations	7	4,294	0.2%	0.7%	0.7%	0.9%
% of Patients satisfied with the dentistry they have received	0	0	N/A	89.9%	89.1%	92.5%
% of Patients satisfied with the time they had to wait for an appointment	0	0	N/A	79.6%	83.1%	87.0%

* This is based on patients treated on this contract for their most recent course of treatment. Figures in italics indicate the base number of FP17s or Patient Questionnaire responses are less than 100. N/A is shown where the base number of responses is less than 10 during the period. % is calculated as Quantity/Base number*100

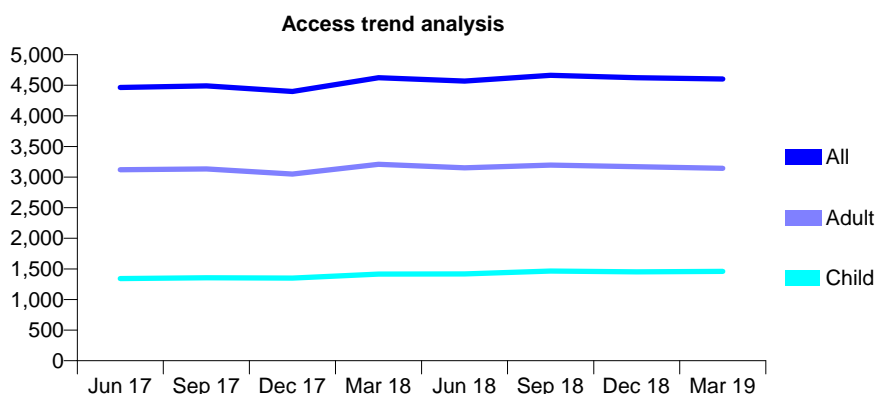
Q61 - Vital Signs At a Glance Contract Report for 607703/0001 - Year end March 2019

Name or company name	MR R PATEL
Contract type name	GDS Contract
Purpose of contract	General
Contract start date	01/08/2013
Contract end date	

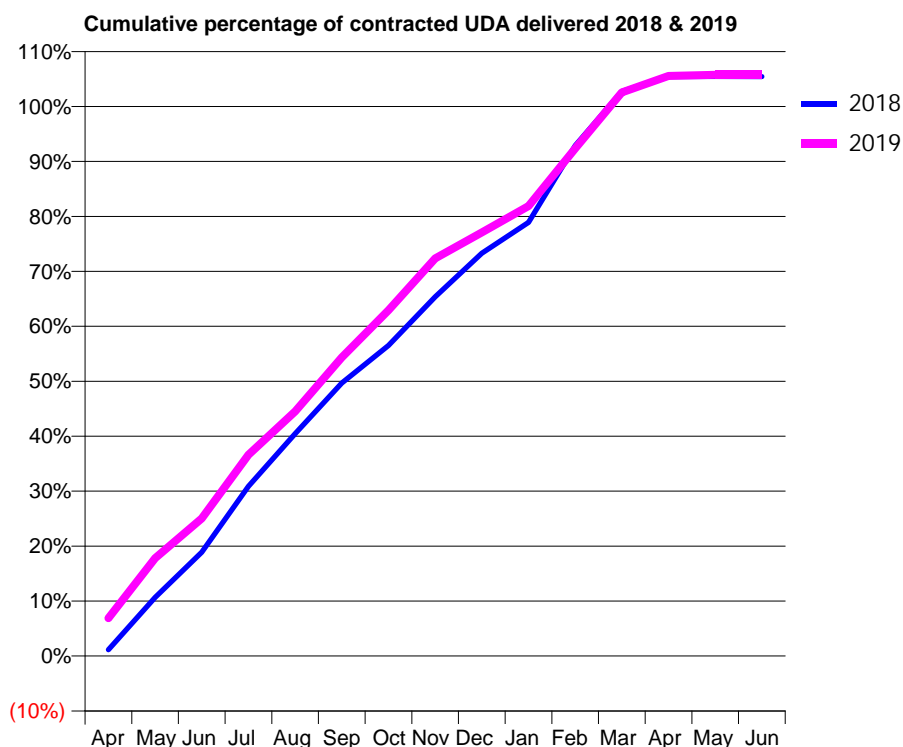
18/19 Contracted general activity (UDA)	9,343
Carry forward general activity (UDA)	-187
18/19 Contracted orthodontic activity (UOA)	0
Carry forward orthodontic activity (UOA)	0
Baseline contract value	£239,578.82

ACCESS*

Patients seen in 24 months	Total	Change since previous quarter
Quarter ending March 2018	4,625	
Quarter ending June 2018	4,569	↓
Quarter ending September 2018	4,664	↑
Quarter ending December 2018	4,624	→
Quarter ending March 2019	4,602	→
Variance since March 2018	(0.5%)	→



ACTIVITY



Month	Adjusted Scheduled Activity (UDA)	
	2018	2019
April	108	642
May	996	1,665
June	1,766	2,339
July	2,884	3,422
August	3,782	4,159
September	4,640	5,075
October	5,279	5,878
November	6,106	6,760
December	6,846	7,201
January	7,372	7,650
February	8,679	8,628
March	9,598	9,579
April	9,849	9,862
May	9,852	9,880
June	9,851	9,879

QUALITY

	Quantity	Base Number	Contract	AT	Region	England
% of FP17s for the same patient ID Re-attending within 3 months - Children	176	1,988	8.9%	10.7%	11.9%	11.8%
% of FP17s for the same patient ID Re-attending within 3 months - Adults	427	3,017	14.2%	16.1%	16.9%	15.7%
% of FP17s for the same patient ID Re-attending between 3 & 9 months - Children	1,088	1,988	54.7%	45.1%	48.9%	58.9%
% of FP17s for the same patient ID Re-attending between 3 & 9 months - Adults	1,106	3,017	36.7%	36.9%	38.9%	50.8%
% of FP17s for Band 1 Urgent Courses	546	5,024	10.9%	10.9%	10.7%	9.1%
% of FP17s Relating to Free Repair or Replacements	39	5,024	0.8%	0.5%	0.5%	0.8%
% of FP17s Relating to Continuations	16	5,024	0.3%	0.7%	0.7%	0.9%
% of Patients satisfied with the dentistry they have received	1	1	N/A	89.9%	89.1%	92.5%
% of Patients satisfied with the time they had to wait for an appointment	0	1	N/A	79.6%	83.1%	87.0%

* This is based on patients treated on this contract for their most recent course of treatment. Figures in italics indicate the base number of FP17s or Patient Questionnaire responses are less than 100. N/A is shown where the base number of responses is less than 10 during the period. % is calculated as Quantity/Base number*100

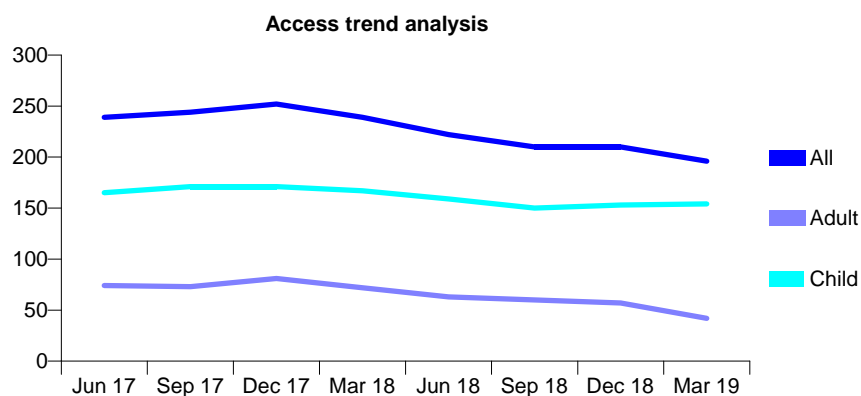
Q61 - Vital Signs At a Glance Contract Report for 629839/0001 - Year end March 2019

Name or company name	MRS AJ SHAUL
Contract type name	GDS Contract
Purpose of contract	General
Contract start date	01/04/2006
Contract end date	

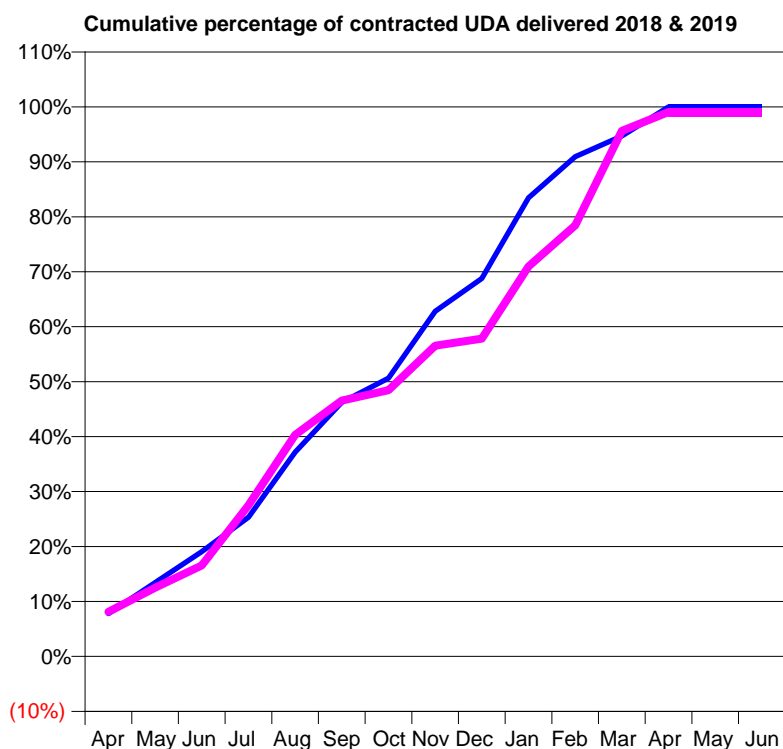
18/19 Contracted general activity (UDA)	320
Carry forward general activity (UDA)	0
18/19 Contracted orthodontic activity (UOA)	0
Carry forward orthodontic activity (UOA)	0
Baseline contract value	£8,966.09

ACCESS*

Patients seen in 24 months	Total	Change since previous quarter
Quarter ending March 2018	239	
Quarter ending June 2018	222	↓
Quarter ending September 2018	210	↓
Quarter ending December 2018	210	→
Quarter ending March 2019	196	↓
Variance since March 2018	(18.0%)	↓



ACTIVITY



Month	Adjusted Scheduled Activity (UDA)	
	2018	2019
April	25	26
May	43	40
June	61	53
July	81	88
August	119	129
September	148	149
October	162	155
November	201	181
December	220	185
January	267	227
February	291	251
March	303	306
April	320	317
May	320	317
June	320	317

QUALITY

	Quantity	Base Number	Contract	AT	Region	England
% of FP17s for the same patient ID Re-attending within 3 months - Children	12	220	5.5%	10.7%	11.9%	11.8%
% of FP17s for the same patient ID Re-attending within 3 months - Adults	1	26	3.8%	16.1%	16.9%	15.7%
% of FP17s for the same patient ID Re-attending between 3 & 9 months - Children	147	220	66.8%	45.1%	48.9%	58.9%
% of FP17s for the same patient ID Re-attending between 3 & 9 months - Adults	13	26	50.0%	36.9%	38.9%	50.8%
% of FP17s for Band 1 Urgent Courses	0	242	0.0%	10.9%	10.7%	9.1%
% of FP17s Relating to Free Repair or Replacements	0	242	0.0%	0.5%	0.5%	0.8%
% of FP17s Relating to Continuations	0	242	0.0%	0.7%	0.7%	0.9%
% of Patients satisfied with the dentistry they have received	0	0	N/A	89.9%	89.1%	92.5%
% of Patients satisfied with the time they had to wait for an appointment	0	0	N/A	79.6%	83.1%	87.0%

* This is based on patients treated on this contract for their most recent course of treatment. Figures in italics indicate the base number of FP17s or Patient Questionnaire responses are less than 100. N/A is shown where the base number of responses is less than 10 during the period. % is calculated as Quantity/Base number*100

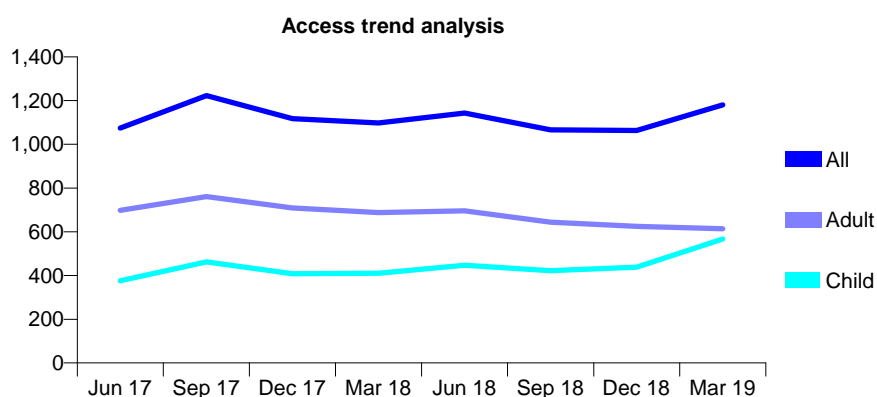
Q61 - Vital Signs At a Glance Contract Report for 630195/0001 - Year end March 2019

Name or company name	Mr Ajay Joshi and Mr Karn Kapil
Contract type name	GDS Contract
Purpose of contract	General
Contract start date	01/04/2006
Contract end date	

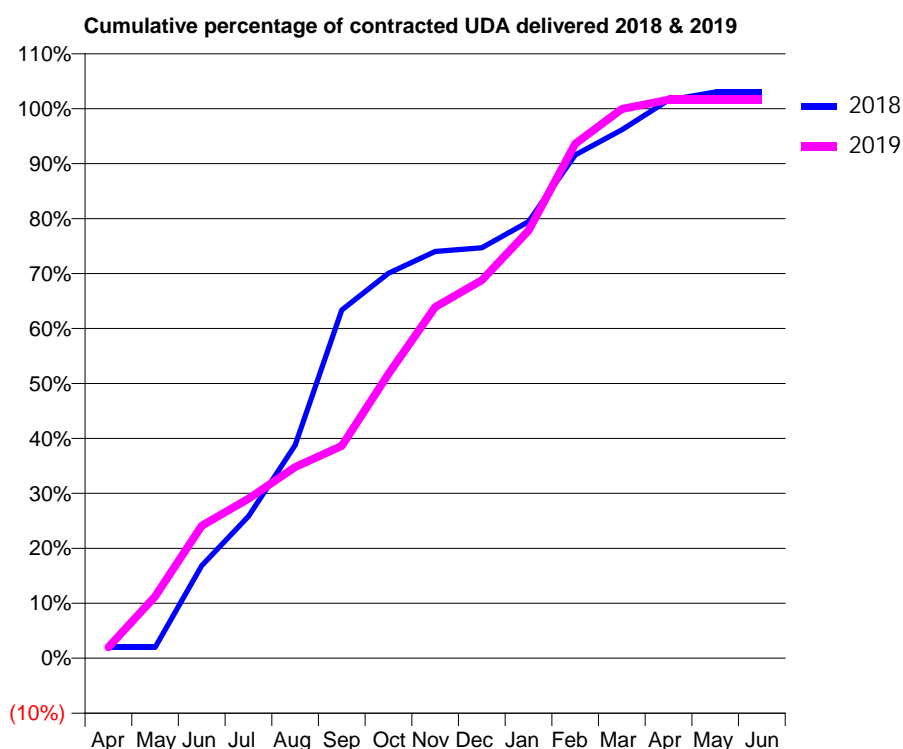
18/19 Contracted general activity (UDA)	3,341
Carry forward general activity (UDA)	-67
18/19 Contracted orthodontic activity (UOA)	0
Carry forward orthodontic activity (UOA)	0
Baseline contract value	£130,974.86

ACCESS*

Patients seen in 24 months	Total	Change since previous quarter
Quarter ending March 2018	1,098	
Quarter ending June 2018	1,143	↑
Quarter ending September 2018	1,066	↓
Quarter ending December 2018	1,063	→
Quarter ending March 2019	1,181	↑
Variance since March 2018	7.6%	↑



ACTIVITY



Month	Adjusted Scheduled Activity (UDA)	
	2018	2019
April	67	67
May	67	376
June	563	806
July	863	970
August	1,296	1,162
September	2,117	1,290
October	2,340	1,729
November	2,473	2,135
December	2,495	2,298
January	2,654	2,599
February	3,059	3,128
March	3,213	3,339
April	3,393	3,395
May	3,442	3,395
June	3,442	3,395

QUALITY

	Quantity	Base Number	Contract	AT	Region	England
% of FP17s for the same patient ID Re-attending within 3 months - Children	11	609	1.8%	10.7%	11.9%	11.8%
% of FP17s for the same patient ID Re-attending within 3 months - Adults	45	648	6.9%	16.1%	16.9%	15.7%
% of FP17s for the same patient ID Re-attending between 3 & 9 months - Children	46	609	7.6%	45.1%	48.9%	58.9%
% of FP17s for the same patient ID Re-attending between 3 & 9 months - Adults	72	648	11.1%	36.9%	38.9%	50.8%
% of FP17s for Band 1 Urgent Courses	149	1,169	12.7%	10.9%	10.7%	9.1%
% of FP17s Relating to Free Repair or Replacements	0	1,169	0.0%	0.5%	0.5%	0.8%
% of FP17s Relating to Continuations	5	1,169	0.4%	0.7%	0.7%	0.9%
% of Patients satisfied with the dentistry they have received	0	0	N/A	89.9%	89.1%	92.5%
% of Patients satisfied with the time they had to wait for an appointment	0	0	N/A	79.6%	83.1%	87.0%

* This is based on patients treated on this contract for their most recent course of treatment.

Figures in italics indicate the base number of FP17s or Patient Questionnaire responses are less than 100. N/A is shown where the base number of responses is less than 10 during the period. % is calculated as Quantity/Base number*100

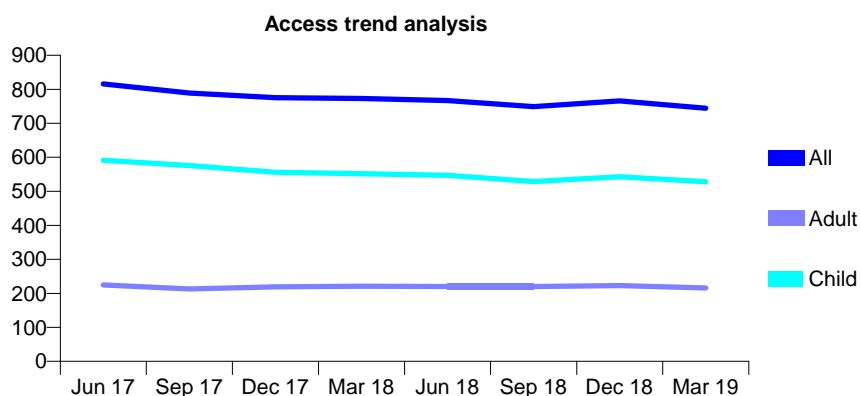
Q61 - Vital Signs At a Glance Contract Report for 642576/0001 - Year end March 2019

Name or company name	MR CA HAWKES
Contract type name	GDS Contract
Purpose of contract	General
Contract start date	01/04/2006
Contract end date	

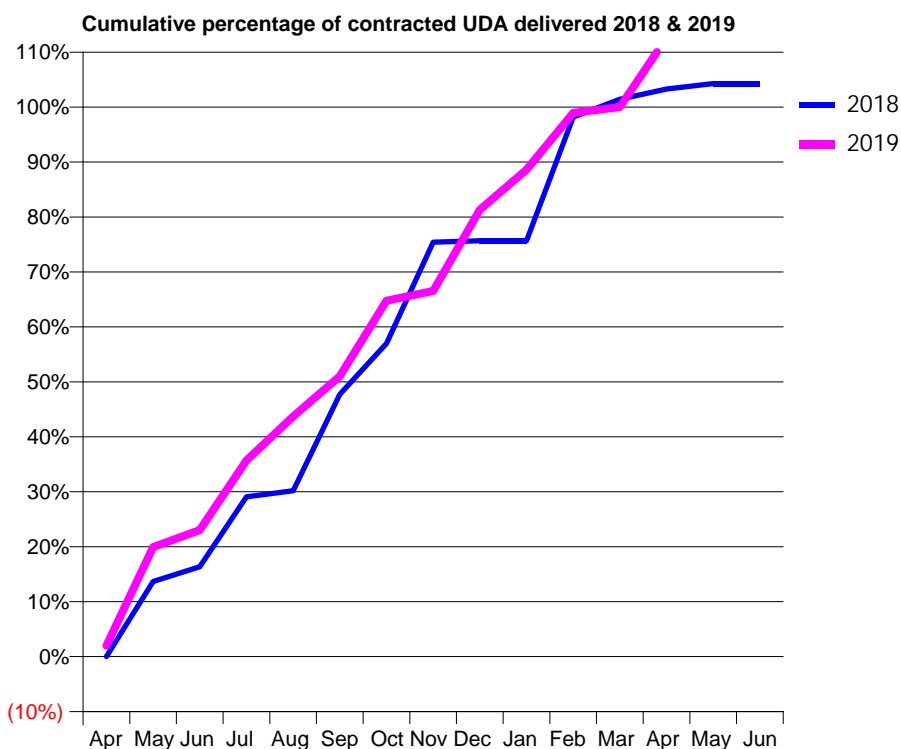
18/19 Contracted general activity (UDA)	1,200
Carry forward general activity (UDA)	-24
18/19 Contracted orthodontic activity (UOA)	0
Carry forward orthodontic activity (UOA)	0
Baseline contract value	£28,831.20

ACCESS*

Patients seen in 24 months	Total	Change since previous quarter
Quarter ending March 2018	773	
Quarter ending June 2018	767	→
Quarter ending September 2018	749	↓
Quarter ending December 2018	766	↑
Quarter ending March 2019	744	↓
Variance since March 2018	(3.8%)	↓



ACTIVITY



Month	Adjusted Scheduled Activity (UDA)	
	2018	2019
April	0	24
May	164	239
June	196	276
July	349	428
August	362	524
September	573	612
October	684	777
November	905	798
December	908	975
January	908	1,063
February	1,178	1,187
March	1,217	1,200
April	1,239	1,351
May	1,251	1,351
June	1,251	1,351

QUALITY

	Quantity	Base Number	Contract	AT	Region	England
% of FP17s for the same patient ID Re-attending within 3 months - Children	33	580	5.7%	10.7%	11.9%	11.8%
% of FP17s for the same patient ID Re-attending within 3 months - Adults	11	143	7.7%	16.1%	16.9%	15.7%
% of FP17s for the same patient ID Re-attending between 3 & 9 months - Children	235	580	40.5%	45.1%	48.9%	58.9%
% of FP17s for the same patient ID Re-attending between 3 & 9 months - Adults	31	143	21.7%	36.9%	38.9%	50.8%
% of FP17s for Band 1 Urgent Courses	5	795	0.6%	10.9%	10.7%	9.1%
% of FP17s Relating to Free Repair or Replacements	0	795	0.0%	0.5%	0.5%	0.8%
% of FP17s Relating to Continuations	0	795	0.0%	0.7%	0.7%	0.9%
% of Patients satisfied with the dentistry they have received	0	0	N/A	89.9%	89.1%	92.5%
% of Patients satisfied with the time they had to wait for an appointment	0	0	N/A	79.6%	83.1%	87.0%

* This is based on patients treated on this contract for their most recent course of treatment. Figures in italics indicate the base number of FP17s or Patient Questionnaire responses are less than 100. N/A is shown where the base number of responses is less than 10 during the period. % is calculated as Quantity/Base number*100

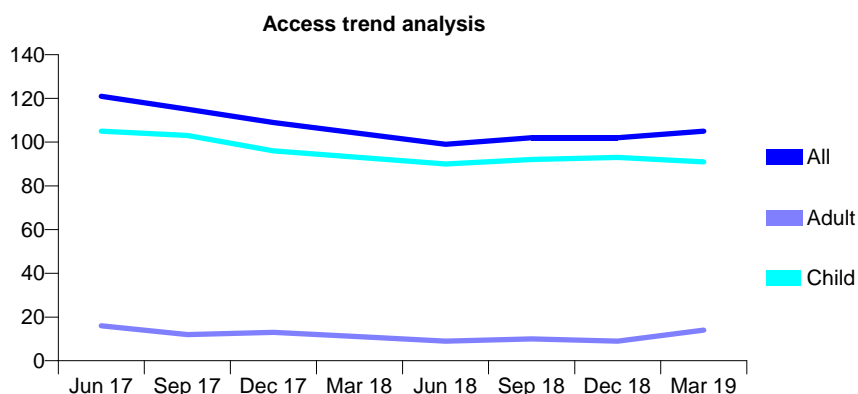
Q61 - Vital Signs At a Glance Contract Report for 643025/0001 - Year end March 2019

Name or company name	MR PC VASWANI
Contract type name	GDS Contract
Purpose of contract	General
Contract start date	01/04/2006
Contract end date	

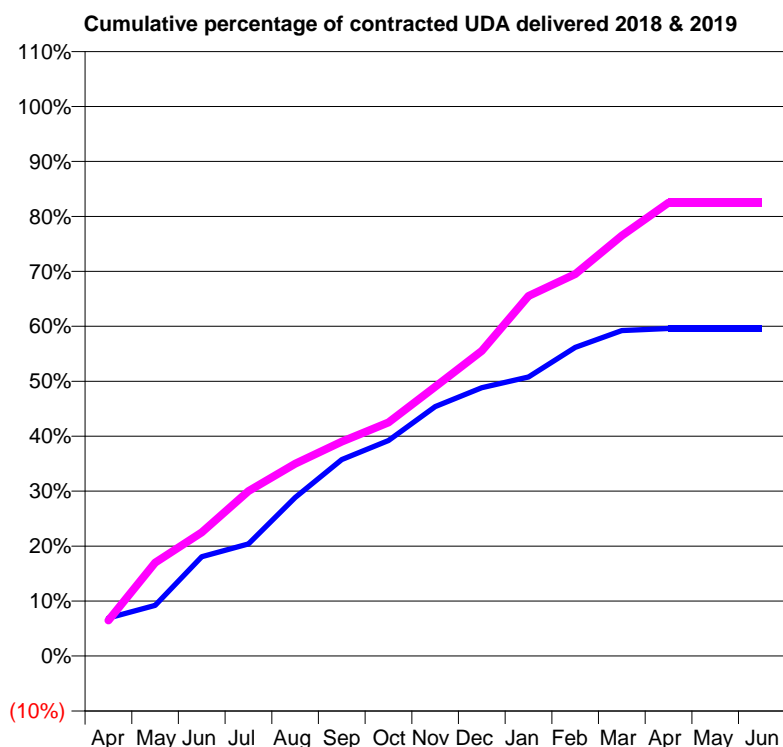
18/19 Contracted general activity (UDA)	200
Carry forward general activity (UDA)	0
18/19 Contracted orthodontic activity (UOA)	0
Carry forward orthodontic activity (UOA)	0
Baseline contract value	£4,606.07

ACCESS*

Patients seen in 24 months	Total	Change since previous quarter
Quarter ending March 2018	104	
Quarter ending June 2018	99	↓
Quarter ending September 2018	102	↑
Quarter ending December 2018	102	→
Quarter ending March 2019	105	↑
Variance since March 2018	1.0%	→



ACTIVITY



Month	Adjusted Scheduled Activity (UDA)	
	2018	2019
April	18	13
May	24	34
June	47	45
July	53	60
August	75	70
September	93	78
October	102	85
November	118	98
December	127	111
January	132	131
February	146	139
March	154	153
April	155	165
May	155	165
June	155	165

QUALITY

	Quantity	Base Number	Contract	AT	Region	England
% of FP17s for the same patient ID Re-attending within 3 months - Children	8	110	7.3%	10.7%	11.9%	11.8%
% of FP17s for the same patient ID Re-attending within 3 months - Adults	0	2	0.0%	16.1%	16.9%	15.7%
% of FP17s for the same patient ID Re-attending between 3 & 9 months - Children	33	110	30.0%	45.1%	48.9%	58.9%
% of FP17s for the same patient ID Re-attending between 3 & 9 months - Adults	1	2	50.0%	36.9%	38.9%	50.8%
% of FP17s for Band 1 Urgent Courses	0	117	0.0%	10.9%	10.7%	9.1%
% of FP17s Relating to Free Repair or Replacements	0	117	0.0%	0.5%	0.5%	0.8%
% of FP17s Relating to Continuations	2	117	1.7%	0.7%	0.7%	0.9%
% of Patients satisfied with the dentistry they have received	0	0	N/A	89.9%	89.1%	92.5%
% of Patients satisfied with the time they had to wait for an appointment	0	0	N/A	79.6%	83.1%	87.0%

* This is based on patients treated on this contract for their most recent course of treatment. Figures in italics indicate the base number of FP17s or Patient Questionnaire responses are less than 100. N/A is shown where the base number of responses is less than 10 during the period. % is calculated as Quantity/Base number*100

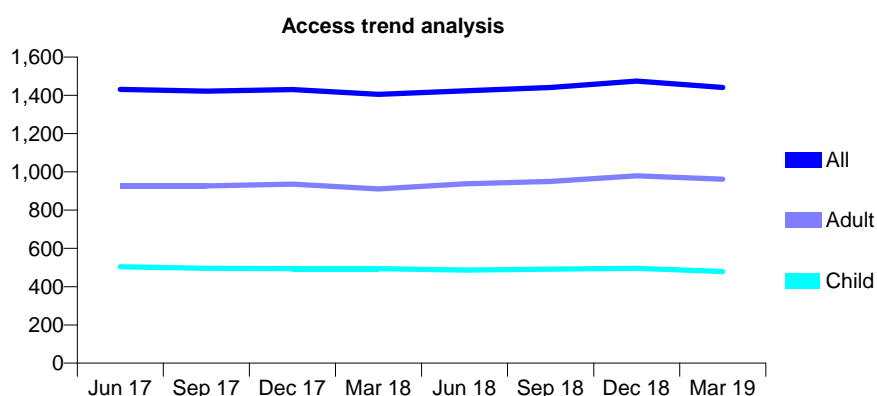
Q61 - Vital Signs At a Glance Contract Report for 643513/0001 - Year end March 2019

Name or company name	MR JB RAVAL
Contract type name	GDS Contract
Purpose of contract	General
Contract start date	01/04/2006
Contract end date	

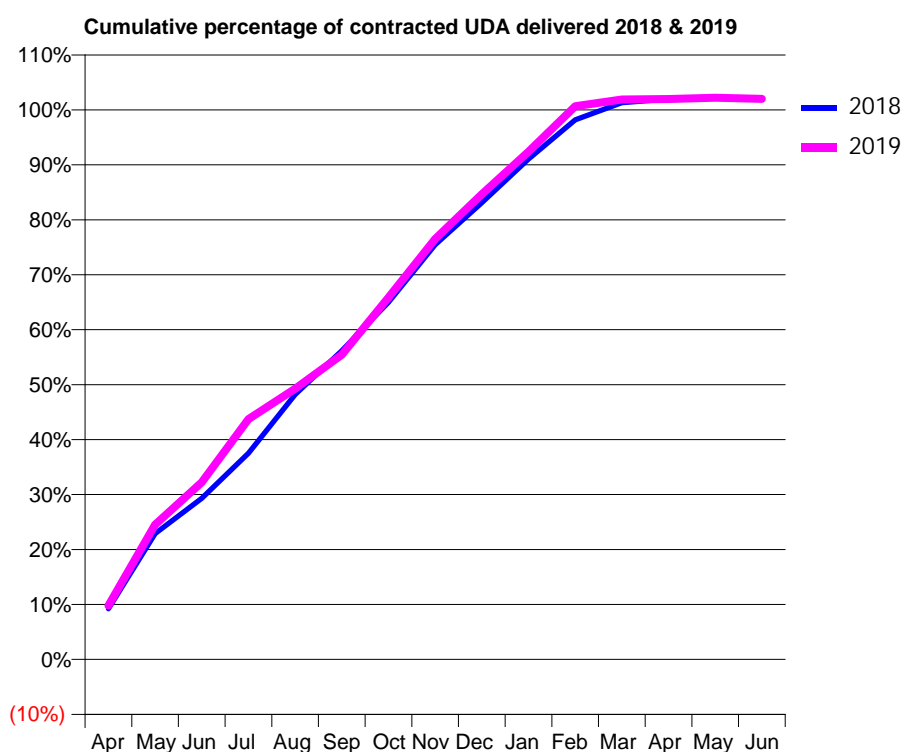
18/19 Contracted general activity (UDA)	6,014
Carry forward general activity (UDA)	-120
18/19 Contracted orthodontic activity (UOA)	0
Carry forward orthodontic activity (UOA)	0
Baseline contract value	£193,932.31

ACCESS*

Patients seen in 24 months	Total	Change since previous quarter
Quarter ending March 2018	1,405	
Quarter ending June 2018	1,423	→
Quarter ending September 2018	1,441	→
Quarter ending December 2018	1,474	↑
Quarter ending March 2019	1,441	↓
Variance since March 2018	2.6%	↑



ACTIVITY



Month	Adjusted Scheduled Activity (UDA)	
	2018	2019
April	553	591
May	1,376	1,476
June	1,764	1,939
July	2,258	2,631
August	2,900	2,961
September	3,378	3,334
October	3,908	3,959
November	4,539	4,603
December	4,997	5,092
January	5,475	5,557
February	5,905	6,054
March	6,092	6,127
April	6,131	6,132
May	6,146	6,146
June	6,146	6,134

QUALITY

	Quantity	Base Number	Contract	AT	Region	England
% of FP17s for the same patient ID Re-attending within 3 months - Children	14	603	2.3%	10.7%	11.9%	11.8%
% of FP17s for the same patient ID Re-attending within 3 months - Adults	39	1,169	3.3%	16.1%	16.9%	15.7%
% of FP17s for the same patient ID Re-attending between 3 & 9 months - Children	302	603	50.1%	45.1%	48.9%	58.9%
% of FP17s for the same patient ID Re-attending between 3 & 9 months - Adults	548	1,169	46.9%	36.9%	38.9%	50.8%
% of FP17s for Band 1 Urgent Courses	124	1,743	7.1%	10.9%	10.7%	9.1%
% of FP17s Relating to Free Repair or Replacements	1	1,743	0.1%	0.5%	0.5%	0.8%
% of FP17s Relating to Continuations	0	1,743	0.0%	0.7%	0.7%	0.9%
% of Patients satisfied with the dentistry they have received	1	1	N/A	89.9%	89.1%	92.5%
% of Patients satisfied with the time they had to wait for an appointment	1	1	N/A	79.6%	83.1%	87.0%

* This is based on patients treated on this contract for their most recent course of treatment. Figures in italics indicate the base number of FP17s or Patient Questionnaire responses are less than 100. N/A is shown where the base number of responses is less than 10 during the period. % is calculated as Quantity/Base number*100

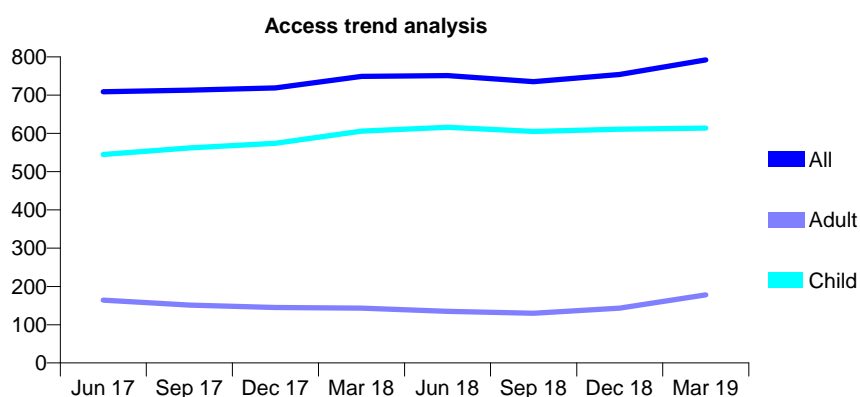
Q61 - Vital Signs At a Glance Contract Report for 644889/0001 - Year end March 2019

Name or company name	MR C RISOLI
Contract type name	GDS Contract
Purpose of contract	General
Contract start date	01/04/2006
Contract end date	

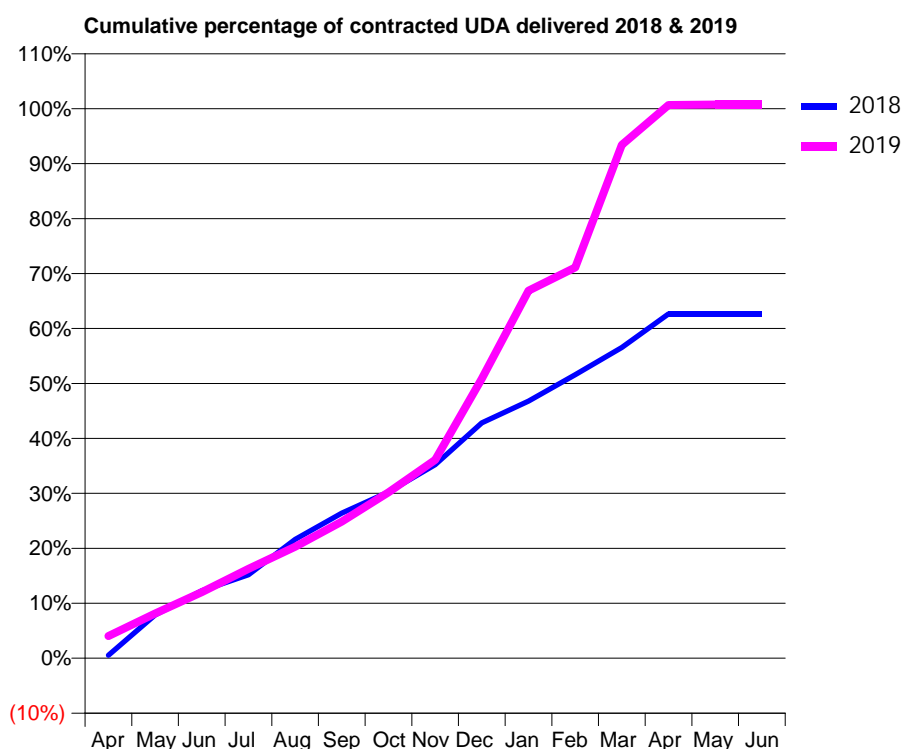
18/19 Contracted general activity (UDA)	1,488
Carry forward general activity (UDA)	0
18/19 Contracted orthodontic activity (UOA)	0
Carry forward orthodontic activity (UOA)	0
Baseline contract value	£52,133.38

ACCESS*

Patients seen in 24 months	Total	Change since previous quarter
Quarter ending March 2018	749	
Quarter ending June 2018	751	→
Quarter ending September 2018	735	↓
Quarter ending December 2018	754	↑
Quarter ending March 2019	792	↑
Variance since March 2018	5.7%	↑



ACTIVITY



Month	Adjusted Scheduled Activity (UDA)	
	2018	2019
April	8	60
May	117	121
June	183	179
July	226	242
August	322	302
September	393	370
October	450	449
November	524	537
December	637	757
January	696	995
February	768	1,058
March	841	1,390
April	932	1,498
May	932	1,499
June	932	1,499

QUALITY

	Quantity	Base Number	Contract	AT	Region	England
% of FP17s for the same patient ID Re-attending within 3 months - Children	36	687	5.2%	10.7%	11.9%	11.8%
% of FP17s for the same patient ID Re-attending within 3 months - Adults	16	153	10.5%	16.1%	16.9%	15.7%
% of FP17s for the same patient ID Re-attending between 3 & 9 months - Children	278	687	40.5%	45.1%	48.9%	58.9%
% of FP17s for the same patient ID Re-attending between 3 & 9 months - Adults	29	153	19.0%	36.9%	38.9%	50.8%
% of FP17s for Band 1 Urgent Courses	0	780	0.0%	10.9%	10.7%	9.1%
% of FP17s Relating to Free Repair or Replacements	0	780	0.0%	0.5%	0.5%	0.8%
% of FP17s Relating to Continuations	4	780	0.5%	0.7%	0.7%	0.9%
% of Patients satisfied with the dentistry they have received	0	0	N/A	89.9%	89.1%	92.5%
% of Patients satisfied with the time they had to wait for an appointment	0	0	N/A	79.6%	83.1%	87.0%

* This is based on patients treated on this contract for their most recent course of treatment.

Figures in italics indicate the base number of FP17s or Patient Questionnaire responses are less than 100. N/A is shown where the base number of responses is less than 10 during the period. % is calculated as Quantity/Base number*100

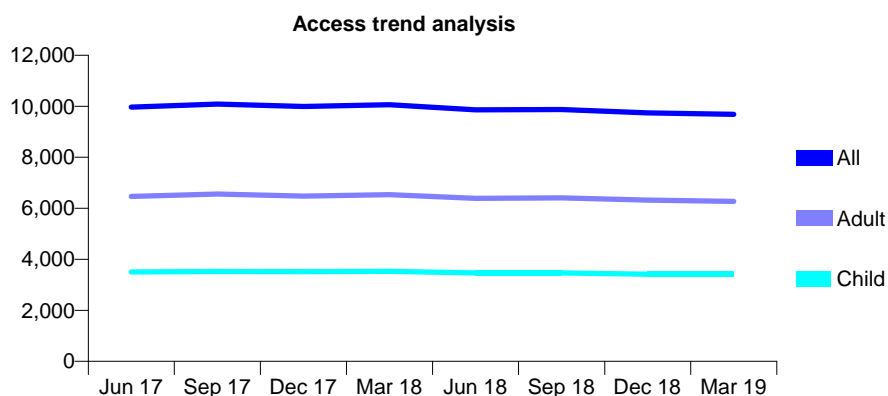
Q61 - Vital Signs At a Glance Contract Report for 650242/0001 - Year end March 2019

Name or company name	MR H SHAH
Contract type name	GDS Contract
Purpose of contract	General and Orthodontic
Contract start date	01/04/2006
Contract end date	

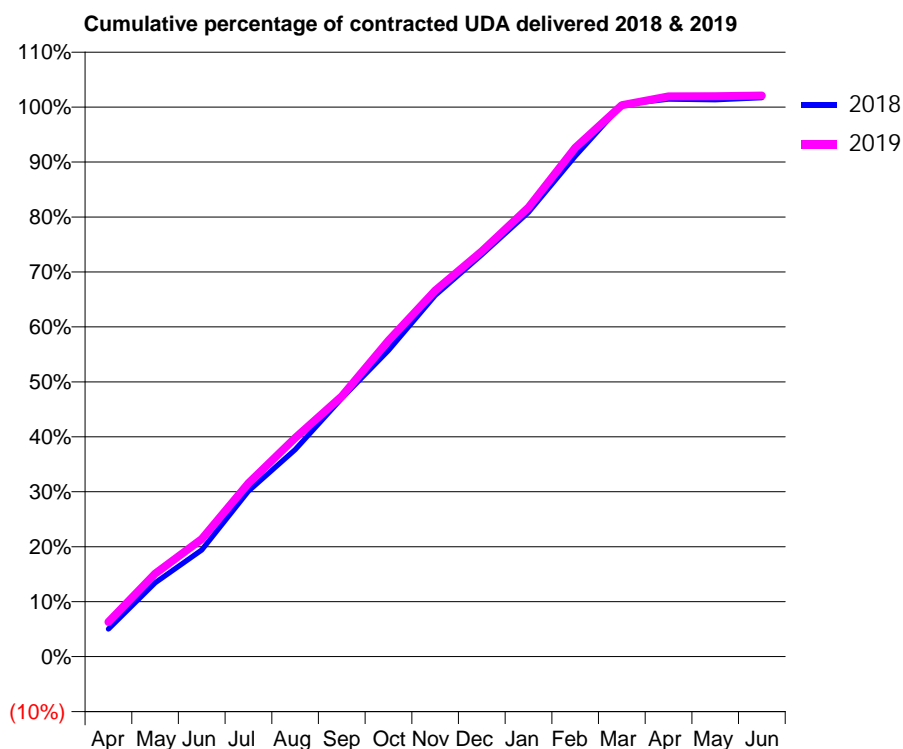
18/19 Contracted general activity (UDA)	27,477
Carry forward general activity (UDA)	-469
18/19 Contracted orthodontic activity (UOA)	1,314
Carry forward orthodontic activity (UOA)	-26
Baseline contract value	£912,104.12

ACCESS*

Patients seen in 24 months	Total	Change since previous quarter
Quarter ending March 2018	10,065	
Quarter ending June 2018	9,857	↓
Quarter ending September 2018	9,876	→
Quarter ending December 2018	9,744	↓
Quarter ending March 2019	9,688	→
Variance since March 2018	(3.7%)	↓



ACTIVITY



Month	Adjusted Scheduled Activity (UDA)	
	2018	2019
April	1,385	1,740
May	3,698	4,151
June	5,339	5,876
July	8,277	8,670
August	10,352	10,939
September	12,920	13,009
October	15,313	15,798
November	18,067	18,304
December	20,094	20,268
January	22,212	22,462
February	25,027	25,438
March	27,598	27,567
April	27,873	28,010
May	27,844	28,023
June	27,946	28,050

QUALITY

	Quantity	Base Number	Contract	AT	Region	England
% of FP17s for the same patient ID Re-attending within 3 months - Children	614	4,475	13.7%	10.7%	11.9%	11.8%
% of FP17s for the same patient ID Re-attending within 3 months - Adults	879	5,970	14.7%	16.1%	16.9%	15.7%
% of FP17s for the same patient ID Re-attending between 3 & 9 months - Children	1,766	4,475	39.5%	45.1%	48.9%	58.9%
% of FP17s for the same patient ID Re-attending between 3 & 9 months - Adults	1,737	5,970	29.1%	36.9%	38.9%	50.8%
% of FP17s for Band 1 Urgent Courses	1,482	9,327	15.9%	10.9%	10.7%	9.1%
% of FP17s Relating to Free Repair or Replacements	58	9,327	0.6%	0.5%	0.5%	0.8%
% of FP17s Relating to Continuations	28	9,327	0.3%	0.7%	0.7%	0.9%
% of Patients satisfied with the dentistry they have received	3	4	N/A	89.9%	89.1%	92.5%
% of Patients satisfied with the time they had to wait for an appointment	1	4	N/A	79.6%	83.1%	87.0%

* This is based on patients treated on this contract for their most recent course of treatment. Figures in italics indicate the base number of FP17s or Patient Questionnaire responses are less than 100. N/A is shown where the base number of responses is less than 10 during the period. % is calculated as Quantity/Base number*100

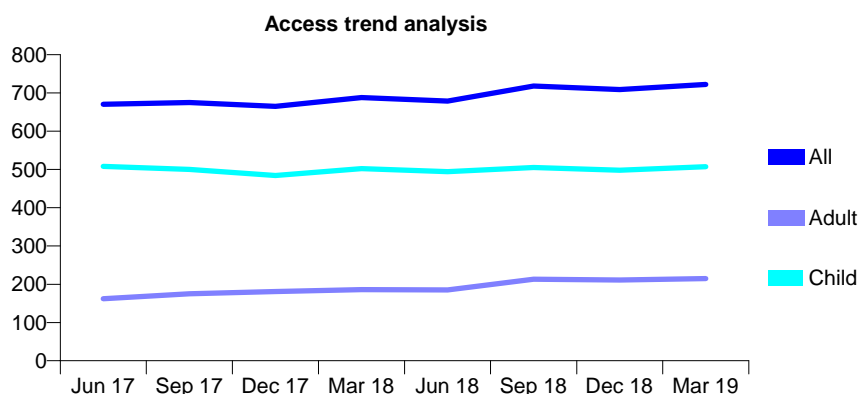
Q61 - Vital Signs At a Glance Contract Report for 650439/0001 - Year end March 2019

Name or company name	MISS F AZIZ
Contract type name	GDS Contract
Purpose of contract	General
Contract start date	01/01/2013
Contract end date	

18/19 Contracted general activity (UDA)	1,461
Carry forward general activity (UDA)	-9
18/19 Contracted orthodontic activity (UOA)	0
Carry forward orthodontic activity (UOA)	0
Baseline contract value	£34,375.00

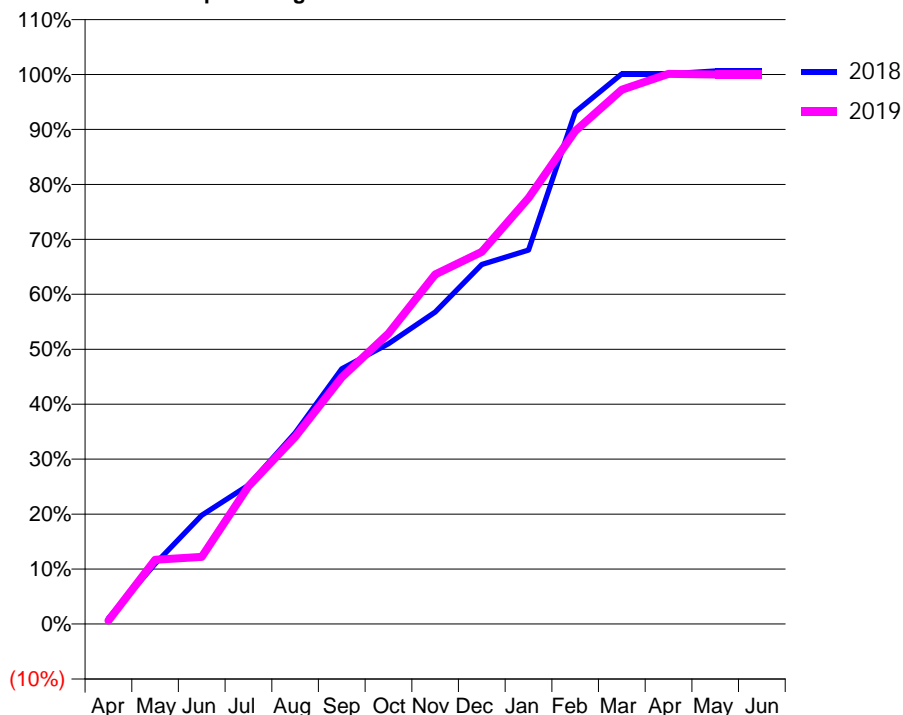
ACCESS*

Patients seen in 24 months	Total	Change since previous quarter
Quarter ending March 2018	688	
Quarter ending June 2018	679	↓
Quarter ending September 2018	718	↑
Quarter ending December 2018	709	↓
Quarter ending March 2019	722	→
Variance since March 2018	4.9%	↑



ACTIVITY

Cumulative percentage of contracted UDA delivered 2018 & 2019



Month	Adjusted Scheduled Activity (UDA)	
	2018	2019
April	15	9
May	160	171
June	289	179
July	369	366
August	508	498
September	678	656
October	745	772
November	830	929
December	956	989
January	994	1,133
February	1,361	1,310
March	1,463	1,420
April	1,463	1,463
May	1,470	1,461
June	1,470	1,461

QUALITY

	Quantity	Base Number	Contract	AT	Region	England
% of FP17s for the same patient ID Re-attending within 3 months - Children	61	762	8.0%	10.7%	11.9%	11.8%
% of FP17s for the same patient ID Re-attending within 3 months - Adults	18	189	9.5%	16.1%	16.9%	15.7%
% of FP17s for the same patient ID Re-attending between 3 & 9 months - Children	462	762	60.6%	45.1%	48.9%	58.9%
% of FP17s for the same patient ID Re-attending between 3 & 9 months - Adults	92	189	48.7%	36.9%	38.9%	50.8%
% of FP17s for Band 1 Urgent Courses	40	959	4.2%	10.9%	10.7%	9.1%
% of FP17s Relating to Free Repair or Replacements	0	959	0.0%	0.5%	0.5%	0.8%
% of FP17s Relating to Continuations	0	959	0.0%	0.7%	0.7%	0.9%
% of Patients satisfied with the dentistry they have received	0	0	N/A	89.9%	89.1%	92.5%
% of Patients satisfied with the time they had to wait for an appointment	0	0	N/A	79.6%	83.1%	87.0%

* This is based on patients treated on this contract for their most recent course of treatment. Figures in italics indicate the base number of FP17s or Patient Questionnaire responses are less than 100. N/A is shown where the base number of responses is less than 10 during the period. % is calculated as Quantity/Base number*100

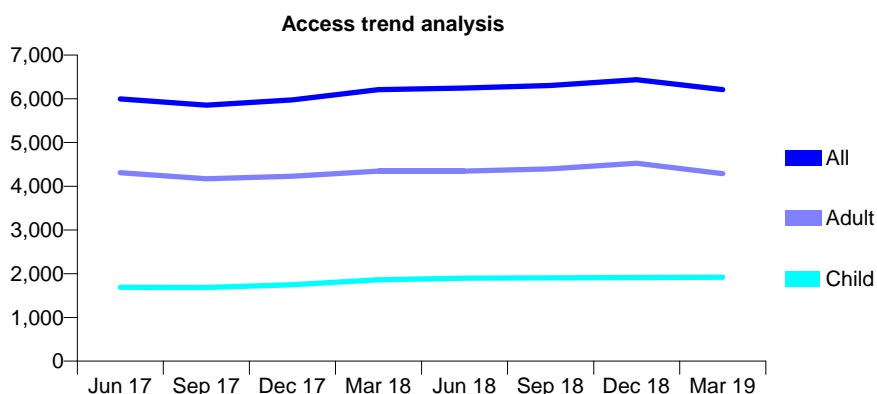
Q61 - Vital Signs At a Glance Contract Report for 650730/0001 - Year end March 2019

Name or company name	Whitechapel Dental Centre
Contract type name	GDS Contract
Purpose of contract	General
Contract start date	01/04/2006
Contract end date	

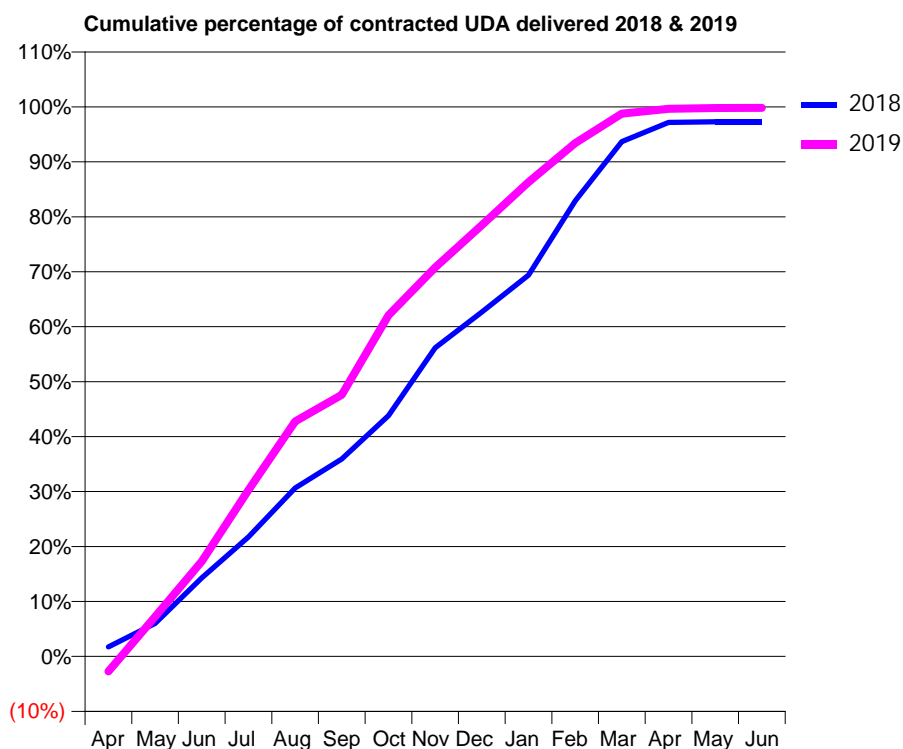
18/19 Contracted general activity (UDA)	21,524
Carry forward general activity (UDA)	586
18/19 Contracted orthodontic activity (UOA)	0
Carry forward orthodontic activity (UOA)	0
Baseline contract value	£725,103.91

ACCESS*

Patients seen in 24 months	Total	Change since previous quarter
Quarter ending March 2018	6,207	
Quarter ending June 2018	6,246	→
Quarter ending September 2018	6,302	→
Quarter ending December 2018	6,437	↑
Quarter ending March 2019	6,208	↓
Variance since March 2018	0.0%	→



ACTIVITY



Month	Adjusted Scheduled Activity (UDA)	
	2018	2019
April	374	-586
May	1,300	1,561
June	3,073	3,719
July	4,675	6,516
August	6,602	9,206
September	7,734	10,246
October	9,431	13,366
November	12,090	15,236
December	13,487	16,892
January	14,935	18,578
February	17,845	20,107
March	20,157	21,258
April	20,913	21,442
May	20,936	21,479
June	20,938	21,485

QUALITY

	Quantity	Base Number	Contract	AT	Region	England
% of FP17s for the same patient ID Re-attending within 3 months - Children	253	2,016	12.5%	10.7%	11.9%	11.8%
% of FP17s for the same patient ID Re-attending within 3 months - Adults	872	4,437	19.7%	16.1%	16.9%	15.7%
% of FP17s for the same patient ID Re-attending between 3 & 9 months - Children	501	2,016	24.9%	45.1%	48.9%	58.9%
% of FP17s for the same patient ID Re-attending between 3 & 9 months - Adults	907	4,437	20.4%	36.9%	38.9%	50.8%
% of FP17s for Band 1 Urgent Courses	1,260	6,316	19.9%	10.9%	10.7%	9.1%
% of FP17s Relating to Free Repair or Replacements	19	6,316	0.3%	0.5%	0.5%	0.8%
% of FP17s Relating to Continuations	81	6,316	1.3%	0.7%	0.7%	0.9%
% of Patients satisfied with the dentistry they have received	0	0	N/A	89.9%	89.1%	92.5%
% of Patients satisfied with the time they had to wait for an appointment	0	0	N/A	79.6%	83.1%	87.0%

* This is based on patients treated on this contract for their most recent course of treatment. Figures in italics indicate the base number of FP17s or Patient Questionnaire responses are less than 100. N/A is shown where the base number of responses is less than 10 during the period. % is calculated as Quantity/Base number*100

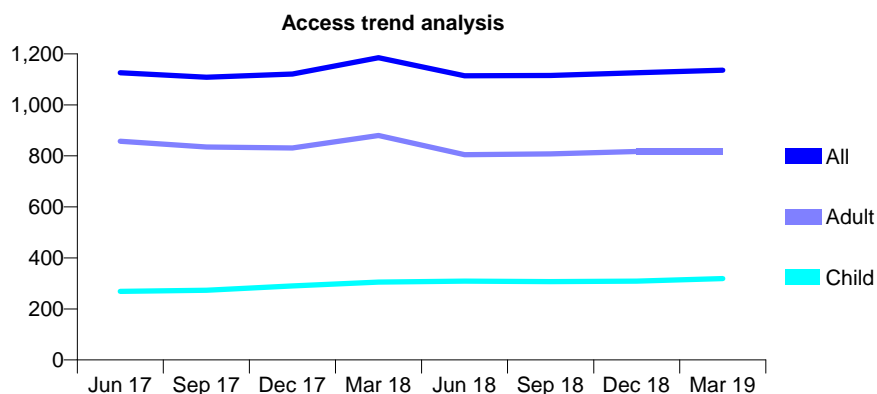
Q61 - Vital Signs At a Glance Contract Report for 656542/0001 - Year end March 2019

Name or company name	MR JS SURDHAR
Contract type name	GDS Contract
Purpose of contract	General
Contract start date	01/04/2006
Contract end date	

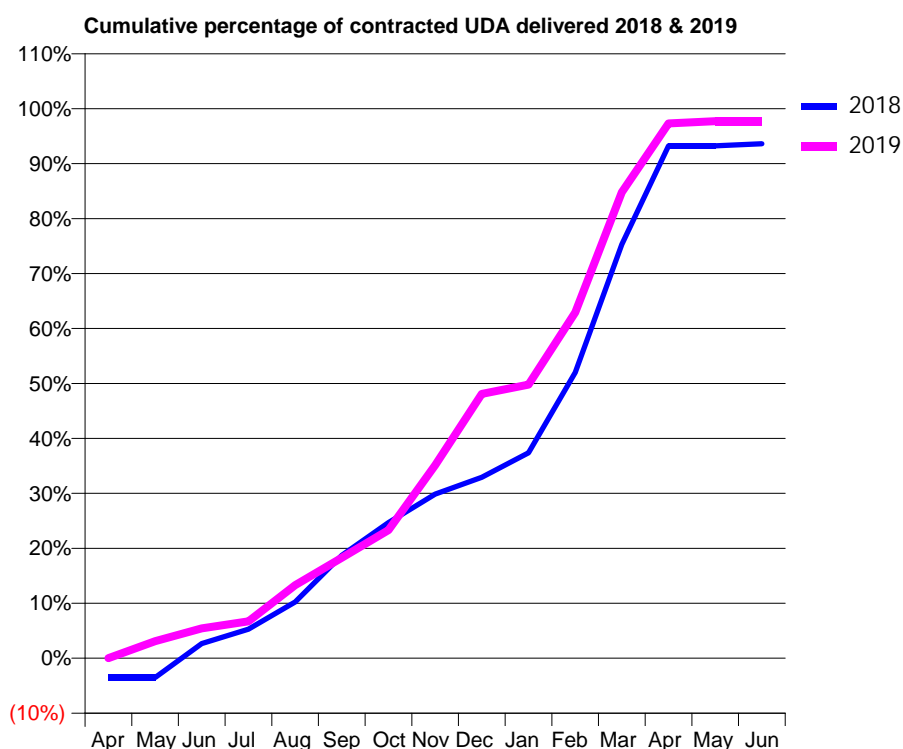
18/19 Contracted general activity (UDA)	3,268
Carry forward general activity (UDA)	0
18/19 Contracted orthodontic activity (UOA)	0
Carry forward orthodontic activity (UOA)	0
Baseline contract value	£115,982.99

ACCESS*

Patients seen in 24 months	Total	Change since previous quarter
Quarter ending March 2018	1,185	
Quarter ending June 2018	1,114	↓
Quarter ending September 2018	1,115	→
Quarter ending December 2018	1,126	→
Quarter ending March 2019	1,136	→
Variance since March 2018	(4.1%)	↓



ACTIVITY



Month	2018	2019
April	-115	0
May	-115	101
June	87	177
July	172	219
August	335	435
September	612	598
October	807	762
November	976	1,149
December	1,076	1,572
January	1,221	1,627
February	1,699	2,056
March	2,461	2,771
April	3,047	3,180
May	3,047	3,193
June	3,059	3,193

QUALITY

	Quantity	Base Number	Contract	AT	Region	England
% of FP17s for the same patient ID Re-attending within 3 months - Children	31	350	8.9%	10.7%	11.9%	11.8%
% of FP17s for the same patient ID Re-attending within 3 months - Adults	99	722	13.7%	16.1%	16.9%	15.7%
% of FP17s for the same patient ID Re-attending between 3 & 9 months - Children	131	350	37.4%	45.1%	48.9%	58.9%
% of FP17s for the same patient ID Re-attending between 3 & 9 months - Adults	172	722	23.8%	36.9%	38.9%	50.8%
% of FP17s for Band 1 Urgent Courses	190	1,047	18.1%	10.9%	10.7%	9.1%
% of FP17s Relating to Free Repair or Replacements	0	1,047	0.0%	0.5%	0.5%	0.8%
% of FP17s Relating to Continuations	0	1,047	0.0%	0.7%	0.7%	0.9%
% of Patients satisfied with the dentistry they have received	0	0	N/A	89.9%	89.1%	92.5%
% of Patients satisfied with the time they had to wait for an appointment	0	0	N/A	79.6%	83.1%	87.0%

* This is based on patients treated on this contract for their most recent course of treatment.

Figures in italics indicate the base number of FP17s or Patient Questionnaire responses are less than 100. N/A is shown where the base number of responses is less than 10 during the period. % is calculated as Quantity/Base number*100

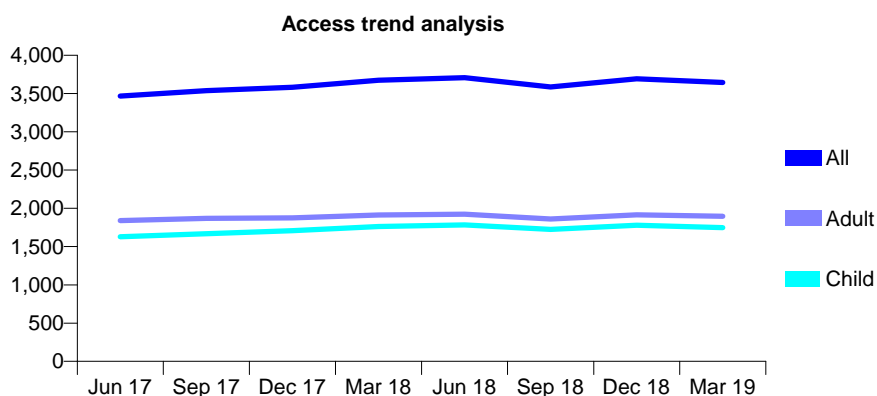
Q61 - Vital Signs At a Glance Contract Report for 661074/0002 - Year end March 2019

Name or company name	MR SA TAVACKOLLI FARD
Contract type name	GDS Contract
Purpose of contract	General
Contract start date	01/04/2006
Contract end date	

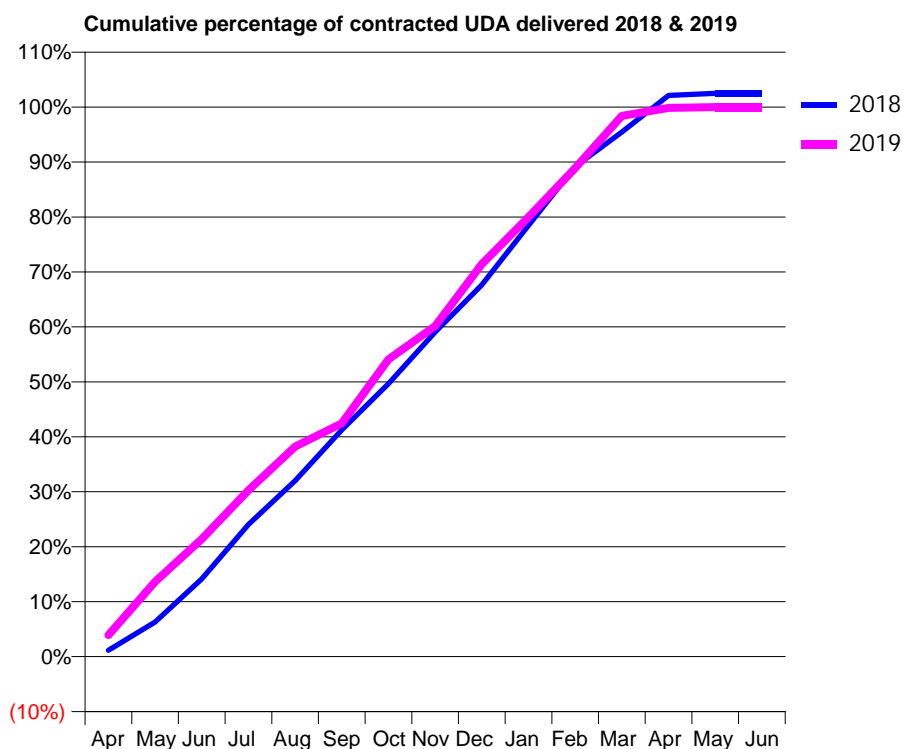
18/19 Contracted general activity (UDA)	11,281
Carry forward general activity (UDA)	-226
18/19 Contracted orthodontic activity (UOA)	0
Carry forward orthodontic activity (UOA)	0
Baseline contract value	£297,968.28

ACCESS*

Patients seen in 24 months	Total	Change since previous quarter
Quarter ending March 2018	3,673	
Quarter ending June 2018	3,708	→
Quarter ending September 2018	3,586	↓
Quarter ending December 2018	3,692	↑
Quarter ending March 2019	3,643	↓
Variance since March 2018	(0.8%)	→



ACTIVITY



Month	Adjusted Scheduled Activity (UDA)	
	2018	2019
April	129	441
May	709	1,540
June	1,596	2,413
July	2,712	3,416
August	3,613	4,312
September	4,654	4,789
October	5,602	6,104
November	6,664	6,785
December	7,631	8,058
January	8,852	9,024
February	10,063	10,028
March	10,767	11,098
April	11,522	11,265
May	11,561	11,279
June	11,561	11,279

QUALITY

	Quantity	Base Number	Contract	AT	Region	England
% of FP17s for the same patient ID Re-attending within 3 months - Children	66	1,701	3.9%	10.7%	11.9%	11.8%
% of FP17s for the same patient ID Re-attending within 3 months - Adults	170	1,689	10.1%	16.1%	16.9%	15.7%
% of FP17s for the same patient ID Re-attending between 3 & 9 months - Children	575	1,701	33.8%	45.1%	48.9%	58.9%
% of FP17s for the same patient ID Re-attending between 3 & 9 months - Adults	477	1,689	28.2%	36.9%	38.9%	50.8%
% of FP17s for Band 1 Urgent Courses	165	3,202	5.2%	10.9%	10.7%	9.1%
% of FP17s Relating to Free Repair or Replacements	0	3,202	0.0%	0.5%	0.5%	0.8%
% of FP17s Relating to Continuations	0	3,202	0.0%	0.7%	0.7%	0.9%
% of Patients satisfied with the dentistry they have received	1	1	N/A	89.9%	89.1%	92.5%
% of Patients satisfied with the time they had to wait for an appointment	1	1	N/A	79.6%	83.1%	87.0%

* This is based on patients treated on this contract for their most recent course of treatment. Figures in italics indicate the base number of FP17s or Patient Questionnaire responses are less than 100. N/A is shown where the base number of responses is less than 10 during the period. % is calculated as Quantity/Base number*100

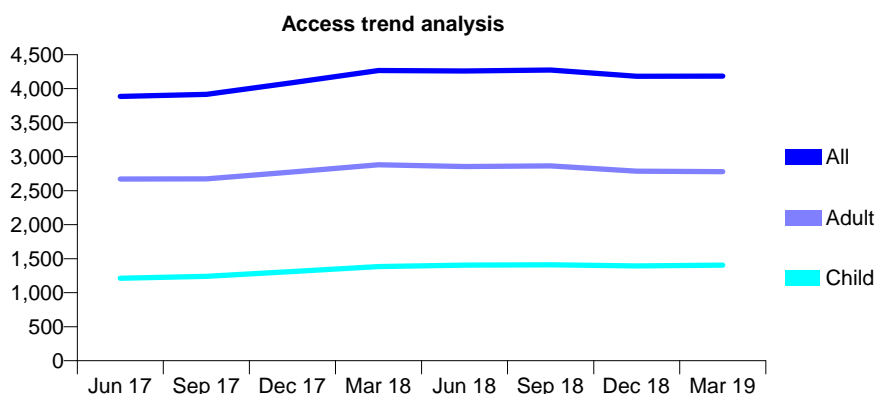
Q61 - Vital Signs At a Glance Contract Report for 673005/0001 - Year end March 2019

Name or company name	MR C TAN
Contract type name	GDS Contract
Purpose of contract	General
Contract start date	01/04/2006
Contract end date	

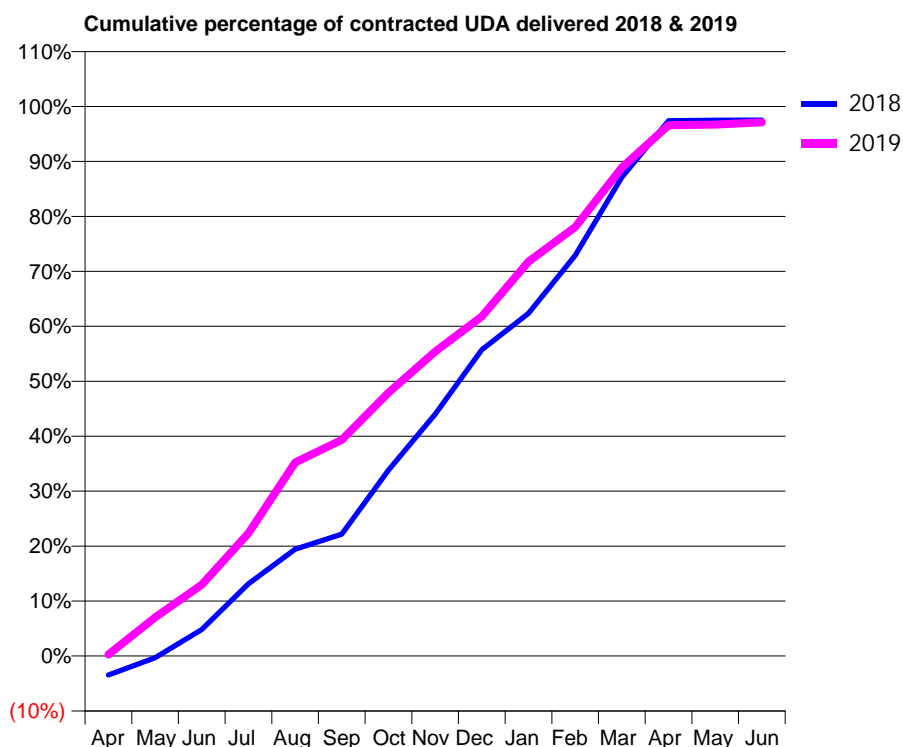
18/19 Contracted general activity (UDA)	11,571
Carry forward general activity (UDA)	289
18/19 Contracted orthodontic activity (UOA)	0
Carry forward orthodontic activity (UOA)	0
Baseline contract value	£445,222.32

ACCESS*

Patients seen in 24 months	Total	Change since previous quarter
Quarter ending March 2018	4,267	
Quarter ending June 2018	4,259	→
Quarter ending September 2018	4,273	→
Quarter ending December 2018	4,183	↓
Quarter ending March 2019	4,185	→
Variance since March 2018	(1.9%)	↓



ACTIVITY



Month	Adjusted Scheduled Activity (UDA)	
	2018	2019
April	-399	32
May	-39	815
June	556	1,501
July	1,522	2,588
August	2,252	4,077
September	2,565	4,552
October	3,913	5,545
November	5,092	6,411
December	6,449	7,150
January	7,216	8,303
February	8,437	9,033
March	10,078	10,280
April	11,269	11,176
May	11,280	11,189
June	11,282	11,237

QUALITY

	Quantity	Base Number	Contract	AT	Region	England
% of FP17s for the same patient ID Re-attending within 3 months - Children	59	1,445	4.1%	10.7%	11.9%	11.8%
% of FP17s for the same patient ID Re-attending within 3 months - Adults	333	2,759	12.1%	16.1%	16.9%	15.7%
% of FP17s for the same patient ID Re-attending between 3 & 9 months - Children	489	1,445	33.8%	45.1%	48.9%	58.9%
% of FP17s for the same patient ID Re-attending between 3 & 9 months - Adults	1,016	2,759	36.8%	36.9%	38.9%	50.8%
% of FP17s for Band 1 Urgent Courses	194	4,169	4.7%	10.9%	10.7%	9.1%
% of FP17s Relating to Free Repair or Replacements	25	4,169	0.6%	0.5%	0.5%	0.8%
% of FP17s Relating to Continuations	117	4,169	2.8%	0.7%	0.7%	0.9%
% of Patients satisfied with the dentistry they have received	1	1	N/A	89.9%	89.1%	92.5%
% of Patients satisfied with the time they had to wait for an appointment	1	1	N/A	79.6%	83.1%	87.0%

* This is based on patients treated on this contract for their most recent course of treatment. Figures in italics indicate the base number of FP17s or Patient Questionnaire responses are less than 100. N/A is shown where the base number of responses is less than 10 during the period. % is calculated as Quantity/Base number*100

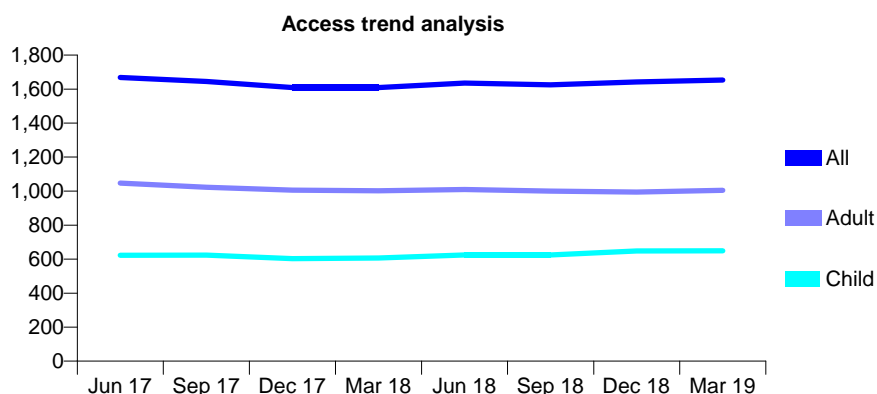
Q61 - Vital Signs At a Glance Contract Report for 673390/0001 - Year end March 2019

Name or company name	MR A KOUCHEKIAN SABOUR
Contract type name	GDS Contract
Purpose of contract	General
Contract start date	01/04/2006
Contract end date	

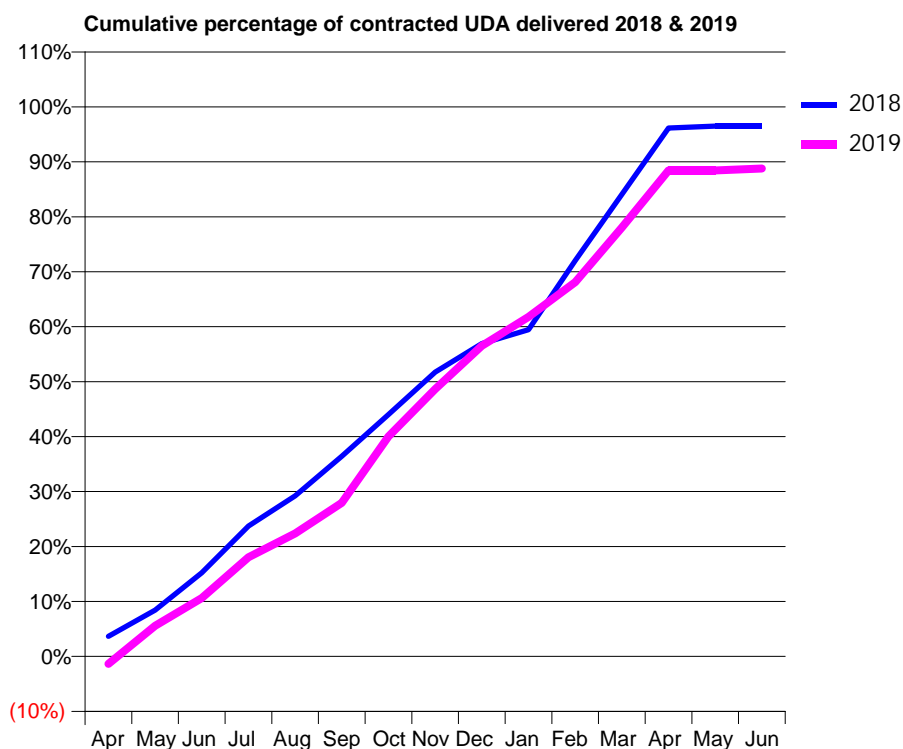
18/19 Contracted general activity (UDA)	6,846
Carry forward general activity (UDA)	239
18/19 Contracted orthodontic activity (UOA)	0
Carry forward orthodontic activity (UOA)	0
Baseline contract value	£209,192.22

ACCESS*

Patients seen in 24 months	Total	Change since previous quarter
Quarter ending March 2018	1,609	
Quarter ending June 2018	1,635	→
Quarter ending September 2018	1,625	→
Quarter ending December 2018	1,642	→
Quarter ending March 2019	1,653	→
Variance since March 2018	2.7%	↑



ACTIVITY



Month	Adjusted Scheduled Activity (UDA)	
	2018	2019
April	249	-93
May	577	381
June	1,043	727
July	1,624	1,235
August	2,001	1,532
September	2,493	1,912
October	3,012	2,741
November	3,542	3,330
December	3,897	3,868
January	4,069	4,228
February	4,931	4,663
March	5,754	5,341
April	6,583	6,054
May	6,607	6,054
June	6,607	6,078

QUALITY

	Quantity	Base Number	Contract	AT	Region	England
% of FP17s for the same patient ID Re-attending within 3 months - Children	53	911	5.8%	10.7%	11.9%	11.8%
% of FP17s for the same patient ID Re-attending within 3 months - Adults	150	1,197	12.5%	16.1%	16.9%	15.7%
% of FP17s for the same patient ID Re-attending between 3 & 9 months - Children	577	911	63.3%	45.1%	48.9%	58.9%
% of FP17s for the same patient ID Re-attending between 3 & 9 months - Adults	516	1,197	43.1%	36.9%	38.9%	50.8%
% of FP17s for Band 1 Urgent Courses	336	2,115	15.9%	10.9%	10.7%	9.1%
% of FP17s Relating to Free Repair or Replacements	0	2,115	0.0%	0.5%	0.5%	0.8%
% of FP17s Relating to Continuations	5	2,115	0.2%	0.7%	0.7%	0.9%
% of Patients satisfied with the dentistry they have received	1	1	N/A	89.9%	89.1%	92.5%
% of Patients satisfied with the time they had to wait for an appointment	1	1	N/A	79.6%	83.1%	87.0%

* This is based on patients treated on this contract for their most recent course of treatment. Figures in italics indicate the base number of FP17s or Patient Questionnaire responses are less than 100. N/A is shown where the base number of responses is less than 10 during the period. % is calculated as Quantity/Base number*100

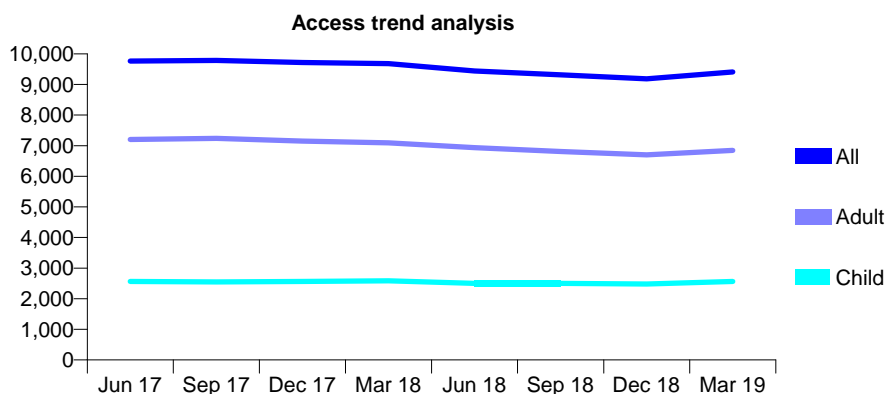
Q61 - Vital Signs At a Glance Contract Report for 673943/0001 - Year end March 2019

Name or company name	Pashazadeh, Moghadam and Moghaddam
Contract type name	GDS Contract
Purpose of contract	General
Contract start date	01/04/2006
Contract end date	

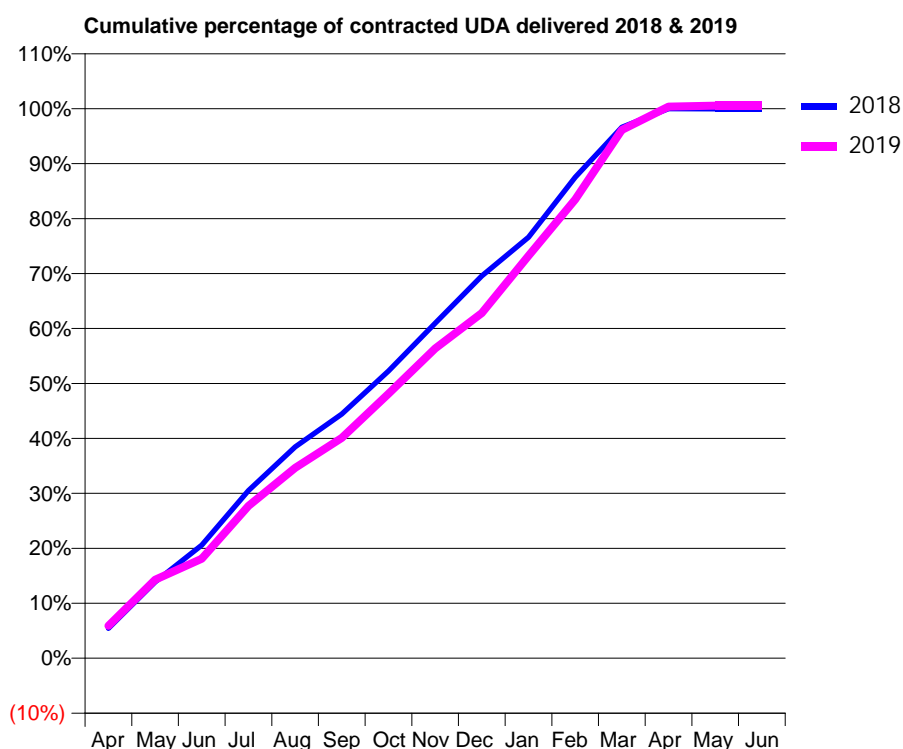
18/19 Contracted general activity (UDA)	33,784
Carry forward general activity (UDA)	10
18/19 Contracted orthodontic activity (UOA)	0
Carry forward orthodontic activity (UOA)	0
Baseline contract value	£1,100,410.19

ACCESS*

Patients seen in 24 months	Total	Change since previous quarter
Quarter ending March 2018	9,680	
Quarter ending June 2018	9,440	↓
Quarter ending September 2018	9,315	↓
Quarter ending December 2018	9,183	↓
Quarter ending March 2019	9,411	↑
Variance since March 2018	(2.8%)	↓



ACTIVITY



Month	Adjusted Scheduled Activity (UDA)	
	2018	2019
April	1,842	2,000
May	4,697	4,829
June	6,947	6,110
July	10,305	9,366
August	12,993	11,703
September	15,006	13,539
October	17,659	16,261
November	20,600	19,037
December	23,500	21,214
January	25,881	24,737
February	29,570	28,210
March	32,643	32,467
April	33,781	33,909
May	33,772	33,974
June	33,774	33,974

QUALITY

	Quantity	Base Number	Contract	AT	Region	England
% of FP17s for the same patient ID Re-attending within 3 months - Children	260	3,003	8.7%	10.7%	11.9%	11.8%
% of FP17s for the same patient ID Re-attending within 3 months - Adults	1,107	7,330	15.1%	16.1%	16.9%	15.7%
% of FP17s for the same patient ID Re-attending between 3 & 9 months - Children	1,048	3,003	34.9%	45.1%	48.9%	58.9%
% of FP17s for the same patient ID Re-attending between 3 & 9 months - Adults	2,509	7,330	34.2%	36.9%	38.9%	50.8%
% of FP17s for Band 1 Urgent Courses	1,511	10,426	14.5%	10.9%	10.7%	9.1%
% of FP17s Relating to Free Repair or Replacements	21	10,426	0.2%	0.5%	0.5%	0.8%
% of FP17s Relating to Continuations	0	10,426	0.0%	0.7%	0.7%	0.9%
% of Patients satisfied with the dentistry they have received	2	2	N/A	89.9%	89.1%	92.5%
% of Patients satisfied with the time they had to wait for an appointment	1	2	N/A	79.6%	83.1%	87.0%

* This is based on patients treated on this contract for their most recent course of treatment.

Figures in italics indicate the base number of FP17s or Patient Questionnaire responses are less than 100. N/A is shown where the base number of responses is less than 10 during the period. % is calculated as Quantity/Base number*100

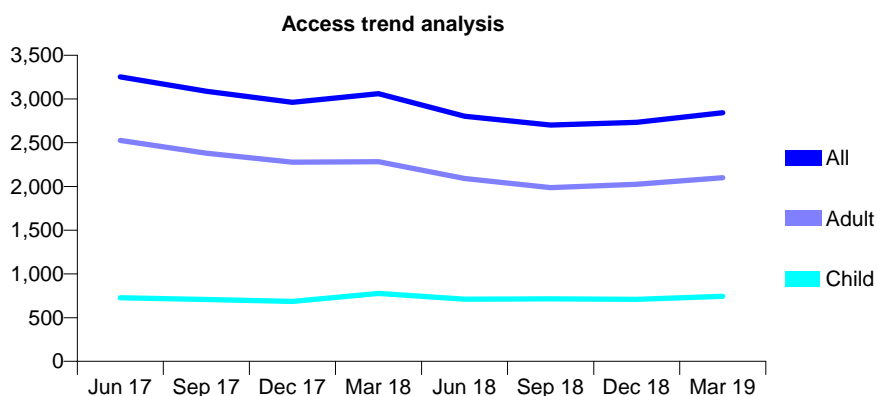
Q61 - Vital Signs At a Glance Contract Report for 675083/0001 - Year end March 2019

Name or company name	MR S TABIBZADEH
Contract type name	GDS Contract
Purpose of contract	General
Contract start date	01/04/2006
Contract end date	

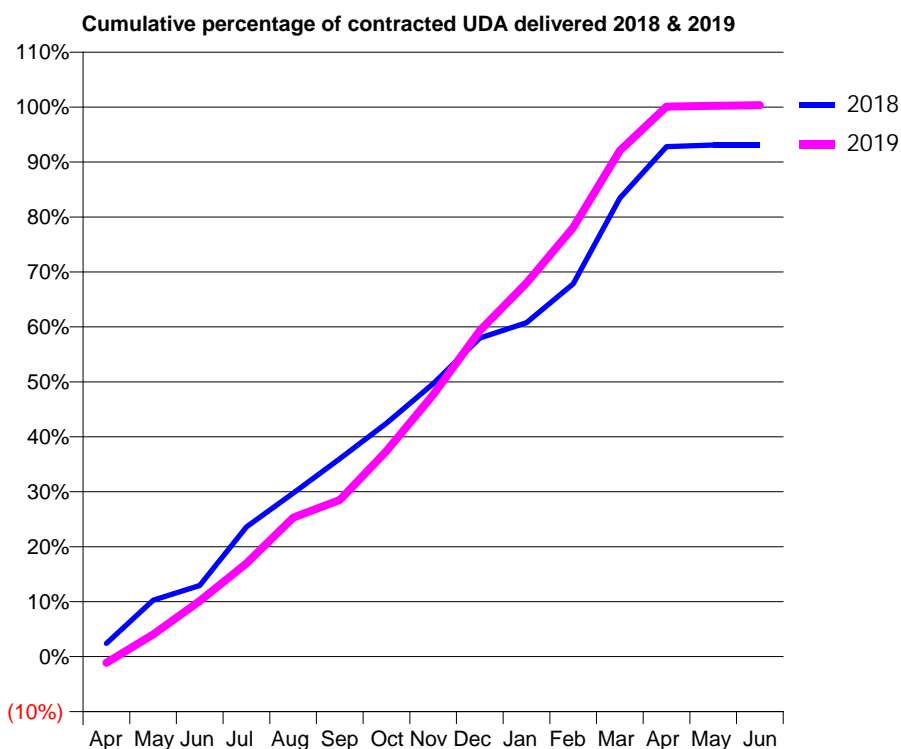
18/19 Contracted general activity (UDA)	13,995
Carry forward general activity (UDA)	284
18/19 Contracted orthodontic activity (UOA)	0
Carry forward orthodontic activity (UOA)	0
Baseline contract value	£502,489.12

ACCESS*

Patients seen in 24 months	Total	Change since previous quarter
Quarter ending March 2018	3,060	
Quarter ending June 2018	2,803	↓
Quarter ending September 2018	2,702	↓
Quarter ending December 2018	2,733	→
Quarter ending March 2019	2,843	↑
Variance since March 2018	(7.1%)	↓



ACTIVITY



Month	Adjusted Scheduled Activity (UDA)	
	2018	2019
April	338	-159
May	1,439	565
June	1,812	1,417
July	3,304	2,377
August	4,167	3,541
September	5,039	3,987
October	5,946	5,236
November	6,950	6,672
December	8,111	8,302
January	8,506	9,513
February	9,495	10,926
March	11,676	12,887
April	12,984	14,004
May	13,027	14,028
June	13,024	14,041

QUALITY

	Quantity	Base Number	Contract	AT	Region	England
% of FP17s for the same patient ID Re-attending within 3 months - Children	26	729	3.6%	10.7%	11.9%	11.8%
% of FP17s for the same patient ID Re-attending within 3 months - Adults	195	1,900	10.3%	16.1%	16.9%	15.7%
% of FP17s for the same patient ID Re-attending between 3 & 9 months - Children	184	729	25.2%	45.1%	48.9%	58.9%
% of FP17s for the same patient ID Re-attending between 3 & 9 months - Adults	456	1,900	24.0%	36.9%	38.9%	50.8%
% of FP17s for Band 1 Urgent Courses	278	2,620	10.6%	10.9%	10.7%	9.1%
% of FP17s Relating to Free Repair or Replacements	6	2,620	0.2%	0.5%	0.5%	0.8%
% of FP17s Relating to Continuations	23	2,620	0.9%	0.7%	0.7%	0.9%
% of Patients satisfied with the dentistry they have received	0	0	N/A	89.9%	89.1%	92.5%
% of Patients satisfied with the time they had to wait for an appointment	0	0	N/A	79.6%	83.1%	87.0%

* This is based on patients treated on this contract for their most recent course of treatment. Figures in italics indicate the base number of FP17s or Patient Questionnaire responses are less than 100. N/A is shown where the base number of responses is less than 10 during the period. % is calculated as Quantity/Base number*100

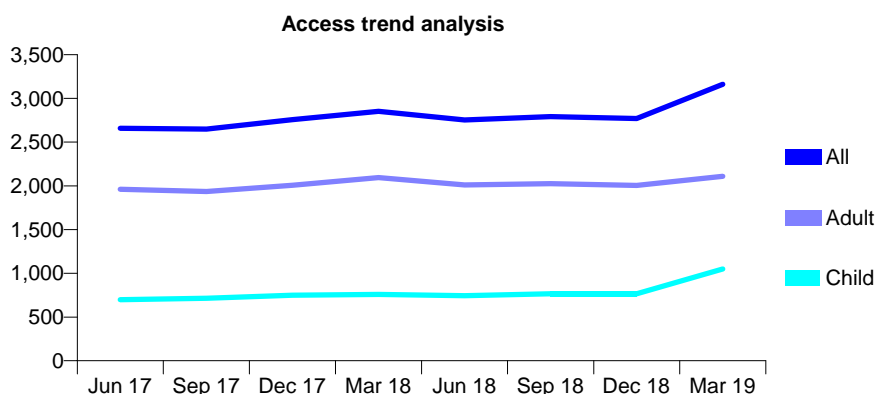
Q61 - Vital Signs At a Glance Contract Report for 677809/0001 - Year end March 2019

Name or company name	MR QM KHALIL
Contract type name	GDS Contract
Purpose of contract	General
Contract start date	01/04/2006
Contract end date	

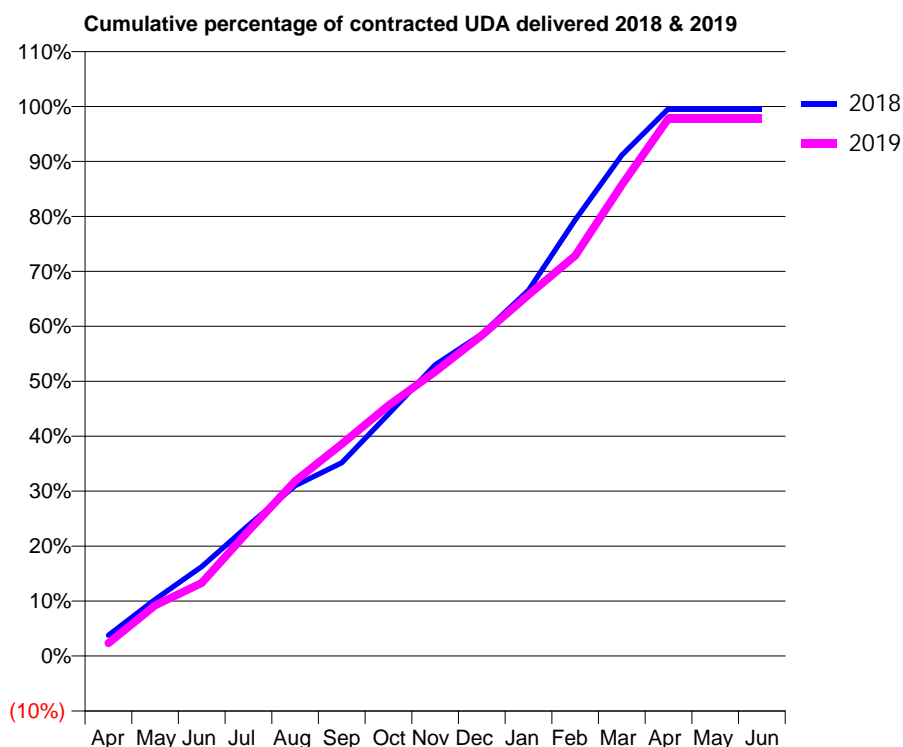
18/19 Contracted general activity (UDA)	10,923
Carry forward general activity (UDA)	44
18/19 Contracted orthodontic activity (UOA)	0
Carry forward orthodontic activity (UOA)	0
Baseline contract value	£336,771.65

ACCESS*

Patients seen in 24 months	Total	Change since previous quarter
Quarter ending March 2018	2,853	
Quarter ending June 2018	2,754	↓
Quarter ending September 2018	2,792	→
Quarter ending December 2018	2,770	→
Quarter ending March 2019	3,160	↑
Variance since March 2018	10.8%	↑



ACTIVITY



Month	Adjusted Scheduled Activity (UDA)	
	2018	2019
April	411	256
May	1,124	1,008
June	1,778	1,451
July	2,597	2,487
August	3,387	3,479
September	3,841	4,212
October	4,809	4,979
November	5,788	5,651
December	6,399	6,373
January	7,268	7,180
February	8,669	7,957
March	9,954	9,363
April	10,879	10,687
May	10,879	10,687
June	10,879	10,687

QUALITY

	Quantity	Base Number	Contract	AT	Region	England
% of FP17s for the same patient ID Re-attending within 3 months - Children	59	1,110	5.3%	10.7%	11.9%	11.8%
% of FP17s for the same patient ID Re-attending within 3 months - Adults	228	2,034	11.2%	16.1%	16.9%	15.7%
% of FP17s for the same patient ID Re-attending between 3 & 9 months - Children	470	1,110	42.3%	45.1%	48.9%	58.9%
% of FP17s for the same patient ID Re-attending between 3 & 9 months - Adults	765	2,034	37.6%	36.9%	38.9%	50.8%
% of FP17s for Band 1 Urgent Courses	281	3,343	8.4%	10.9%	10.7%	9.1%
% of FP17s Relating to Free Repair or Replacements	19	3,343	0.6%	0.5%	0.5%	0.8%
% of FP17s Relating to Continuations	27	3,343	0.8%	0.7%	0.7%	0.9%
% of Patients satisfied with the dentistry they have received	0	0	N/A	89.9%	89.1%	92.5%
% of Patients satisfied with the time they had to wait for an appointment	0	0	N/A	79.6%	83.1%	87.0%

* This is based on patients treated on this contract for their most recent course of treatment. Figures in italics indicate the base number of FP17s or Patient Questionnaire responses are less than 100. N/A is shown where the base number of responses is less than 10 during the period. % is calculated as Quantity/Base number*100

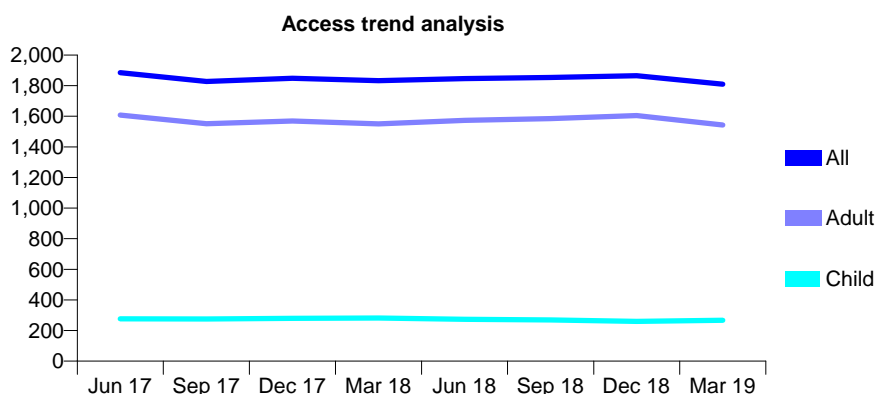
Q61 - Vital Signs At a Glance Contract Report for 680761/0002 - Year end March 2019

Name or company name	MISS A KHAN
Contract type name	GDS Contract
Purpose of contract	General
Contract start date	15/03/2012
Contract end date	

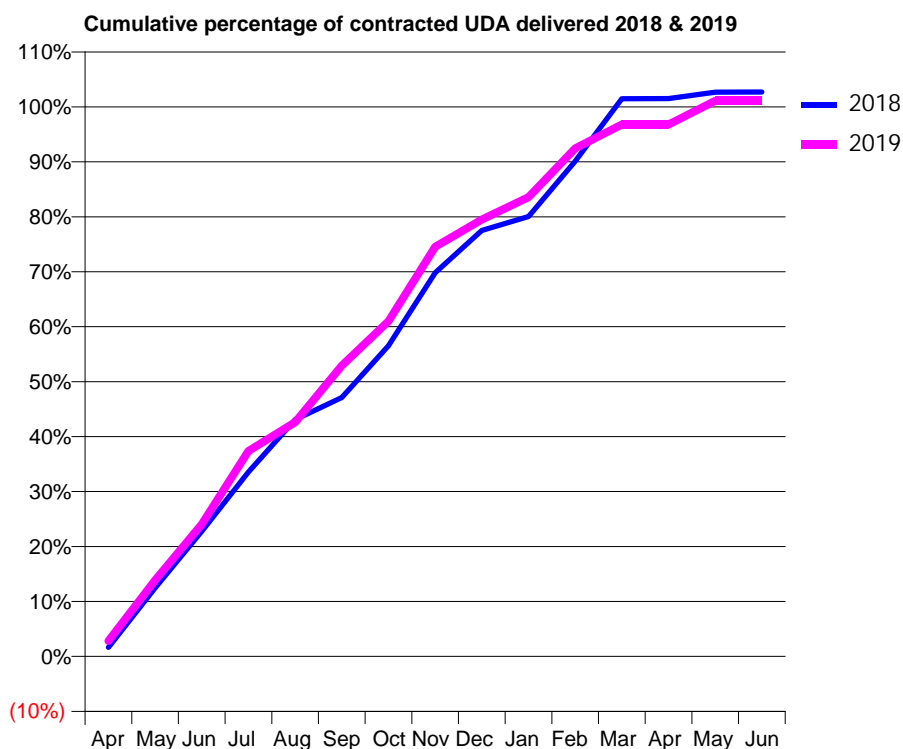
18/19 Contracted general activity (UDA)	6,000
Carry forward general activity (UDA)	-120
18/19 Contracted orthodontic activity (UOA)	0
Carry forward orthodontic activity (UOA)	0
Baseline contract value	£169,764.46

ACCESS*

Patients seen in 24 months	Total	Change since previous quarter
Quarter ending March 2018	1,832	
Quarter ending June 2018	1,846	→
Quarter ending September 2018	1,854	→
Quarter ending December 2018	1,865	→
Quarter ending March 2019	1,810	↓
Variance since March 2018	(1.2%)	↓



ACTIVITY



Month	Adjusted Scheduled Activity (UDA)	
	2018	2019
April	99	169
May	749	833
June	1,364	1,443
July	2,015	2,243
August	2,585	2,557
September	2,827	3,175
October	3,394	3,660
November	4,190	4,472
December	4,650	4,769
January	4,802	5,014
February	5,407	5,546
March	6,088	5,808
April	6,090	5,808
May	6,160	6,066
June	6,161	6,067

QUALITY

	Quantity	Base Number	Contract	AT	Region	England
% of FP17s for the same patient ID Re-attending within 3 months - Children	21	293	7.2%	10.7%	11.9%	11.8%
% of FP17s for the same patient ID Re-attending within 3 months - Adults	411	1,920	21.4%	16.1%	16.9%	15.7%
% of FP17s for the same patient ID Re-attending between 3 & 9 months - Children	117	293	39.9%	45.1%	48.9%	58.9%
% of FP17s for the same patient ID Re-attending between 3 & 9 months - Adults	762	1,920	39.7%	36.9%	38.9%	50.8%
% of FP17s for Band 1 Urgent Courses	293	2,297	12.8%	10.9%	10.7%	9.1%
% of FP17s Relating to Free Repair or Replacements	32	2,297	1.4%	0.5%	0.5%	0.8%
% of FP17s Relating to Continuations	24	2,297	1.0%	0.7%	0.7%	0.9%
% of Patients satisfied with the dentistry they have received	0	0	N/A	89.9%	89.1%	92.5%
% of Patients satisfied with the time they had to wait for an appointment	0	0	N/A	79.6%	83.1%	87.0%

* This is based on patients treated on this contract for their most recent course of treatment. Figures in italics indicate the base number of FP17s or Patient Questionnaire responses are less than 100. N/A is shown where the base number of responses is less than 10 during the period. % is calculated as Quantity/Base number*100

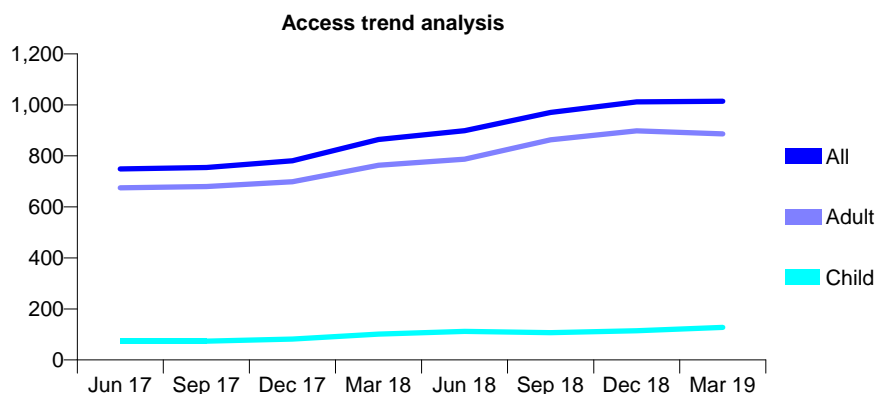
Q61 - Vital Signs At a Glance Contract Report for 681601/0001 - Year end March 2019

Name or company name	Dental Centre @N4
Contract type name	GDS Contract
Purpose of contract	General
Contract start date	01/04/2006
Contract end date	

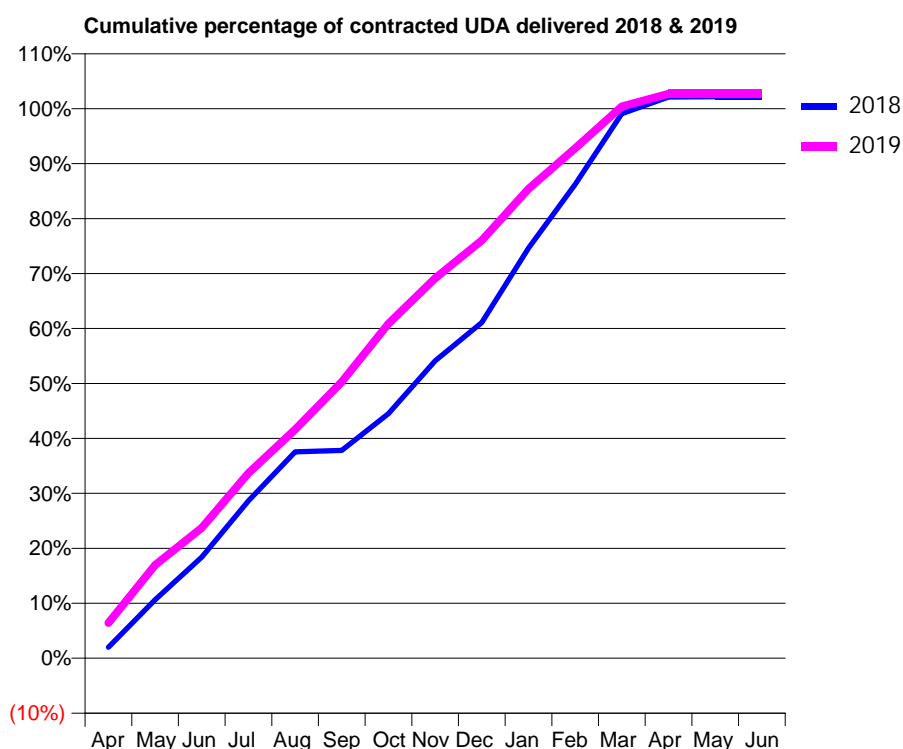
18/19 Contracted general activity (UDA)	3,000
Carry forward general activity (UDA)	-60
18/19 Contracted orthodontic activity (UOA)	0
Carry forward orthodontic activity (UOA)	0
Baseline contract value	£81,883.23

ACCESS*

Patients seen in 24 months	Total	Change since previous quarter
Quarter ending March 2018	864	
Quarter ending June 2018	899	↑
Quarter ending September 2018	970	↑
Quarter ending December 2018	1,012	↑
Quarter ending March 2019	1,014	→
Variance since March 2018	17.4%	↑



ACTIVITY



Month	2018	2019
April	60	193
May	319	509
June	551	712
July	859	1,011
August	1,127	1,249
September	1,135	1,508
October	1,335	1,826
November	1,624	2,075
December	1,832	2,280
January	2,239	2,562
February	2,588	2,784
March	2,973	3,012
April	3,063	3,081
May	3,065	3,081
June	3,065	3,082

QUALITY

	Quantity	Base Number	Contract	AT	Region	England
% of FP17s for the same patient ID Re-attending within 3 months - Children	11	155	7.1%	10.7%	11.9%	11.8%
% of FP17s for the same patient ID Re-attending within 3 months - Adults	185	931	19.9%	16.1%	16.9%	15.7%
% of FP17s for the same patient ID Re-attending between 3 & 9 months - Children	49	155	31.6%	45.1%	48.9%	58.9%
% of FP17s for the same patient ID Re-attending between 3 & 9 months - Adults	206	931	22.1%	36.9%	38.9%	50.8%
% of FP17s for Band 1 Urgent Courses	273	1,079	25.3%	10.9%	10.7%	9.1%
% of FP17s Relating to Free Repair or Replacements	4	1,079	0.4%	0.5%	0.5%	0.8%
% of FP17s Relating to Continuations	1	1,079	0.1%	0.7%	0.7%	0.9%
% of Patients satisfied with the dentistry they have received	1	1	N/A	89.9%	89.1%	92.5%
% of Patients satisfied with the time they had to wait for an appointment	1	1	N/A	79.6%	83.1%	87.0%

* This is based on patients treated on this contract for their most recent course of treatment.

Figures in italics indicate the base number of FP17s or Patient Questionnaire responses are less than 100. N/A is shown where the base number of responses is less than 10 during the period. % is calculated as Quantity/Base number*100

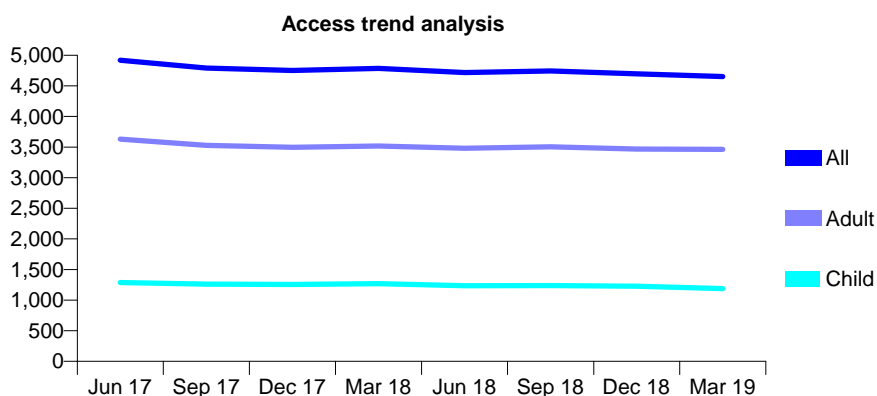
Q61 - Vital Signs At a Glance Contract Report for 683116/0001 - Year end March 2019

Name or company name	MR SC KAPADIA
Contract type name	GDS Contract
Purpose of contract	General
Contract start date	01/04/2009
Contract end date	

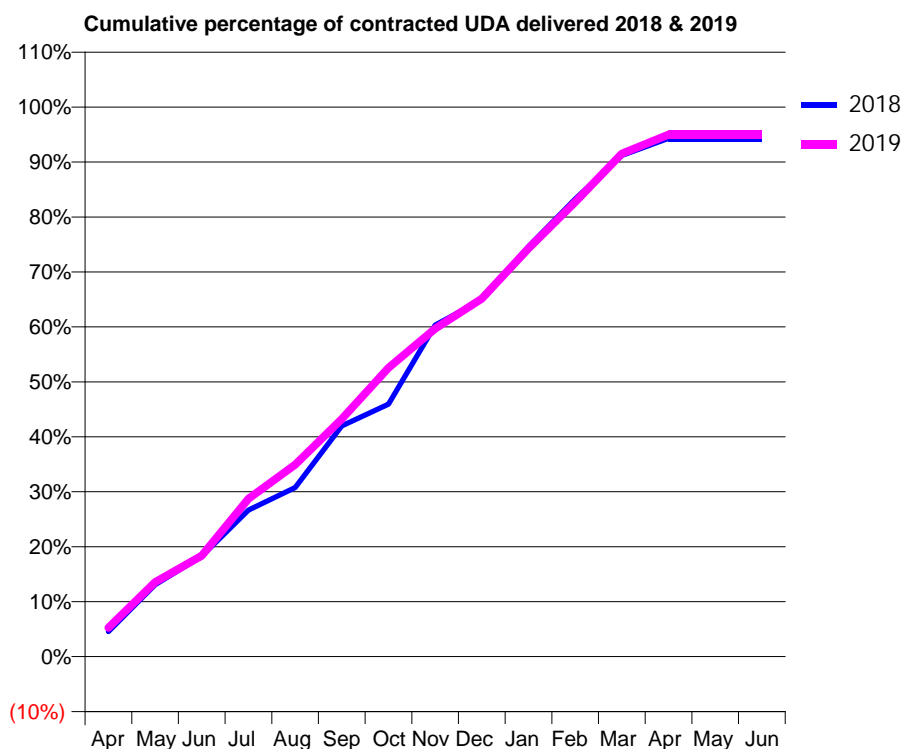
18/19 Contracted general activity (UDA)	13,747
Carry forward general activity (UDA)	0
18/19 Contracted orthodontic activity (UOA)	0
Carry forward orthodontic activity (UOA)	0
Baseline contract value	£338,441.08

ACCESS*

Patients seen in 24 months	Total	Change since previous quarter
Quarter ending March 2018	4,786	
Quarter ending June 2018	4,717	↓
Quarter ending September 2018	4,743	→
Quarter ending December 2018	4,695	↓
Quarter ending March 2019	4,652	→
Variance since March 2018	(2.8%)	↓



ACTIVITY



Month	Adjusted Scheduled Activity (UDA)	
	2018	2019
April	624	722
May	1,800	1,862
June	2,514	2,523
July	3,666	3,948
August	4,229	4,802
September	5,774	5,944
October	6,318	7,224
November	8,296	8,205
December	8,926	8,956
January	10,261	10,209
February	11,447	11,372
March	12,536	12,581
April	12,966	13,059
May	12,964	13,055
June	12,964	13,054

QUALITY

	Quantity	Base Number	Contract	AT	Region	England
% of FP17s for the same patient ID Re-attending within 3 months - Children	42	1,581	2.7%	10.7%	11.9%	11.8%
% of FP17s for the same patient ID Re-attending within 3 months - Adults	318	4,138	7.7%	16.1%	16.9%	15.7%
% of FP17s for the same patient ID Re-attending between 3 & 9 months - Children	927	1,581	58.6%	45.1%	48.9%	58.9%
% of FP17s for the same patient ID Re-attending between 3 & 9 months - Adults	2,300	4,138	55.6%	36.9%	38.9%	50.8%
% of FP17s for Band 1 Urgent Courses	276	5,687	4.9%	10.9%	10.7%	9.1%
% of FP17s Relating to Free Repair or Replacements	25	5,687	0.4%	0.5%	0.5%	0.8%
% of FP17s Relating to Continuations	0	5,687	0.0%	0.7%	0.7%	0.9%
% of Patients satisfied with the dentistry they have received	0	0	N/A	89.9%	89.1%	92.5%
% of Patients satisfied with the time they had to wait for an appointment	0	0	N/A	79.6%	83.1%	87.0%

* This is based on patients treated on this contract for their most recent course of treatment. Figures in italics indicate the base number of FP17s or Patient Questionnaire responses are less than 100. N/A is shown where the base number of responses is less than 10 during the period. % is calculated as Quantity/Base number*100

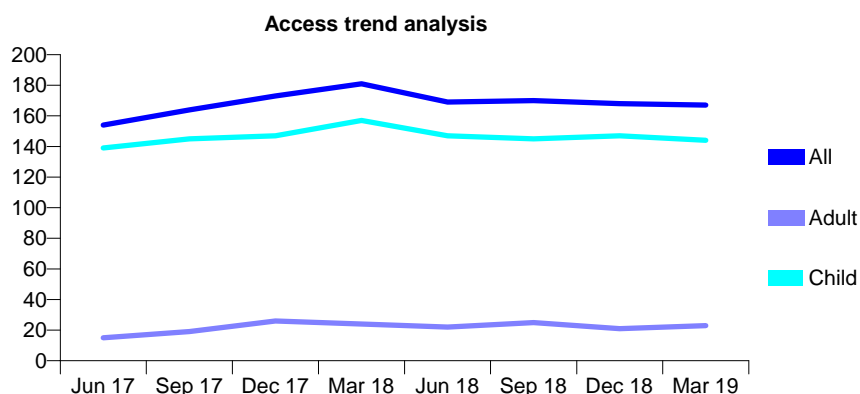
Q61 - Vital Signs At a Glance Contract Report for 683434/0001 - Year end March 2019

Name or company name	MR F BASSEGGHI
Contract type name	GDS Contract
Purpose of contract	General
Contract start date	01/04/2006
Contract end date	

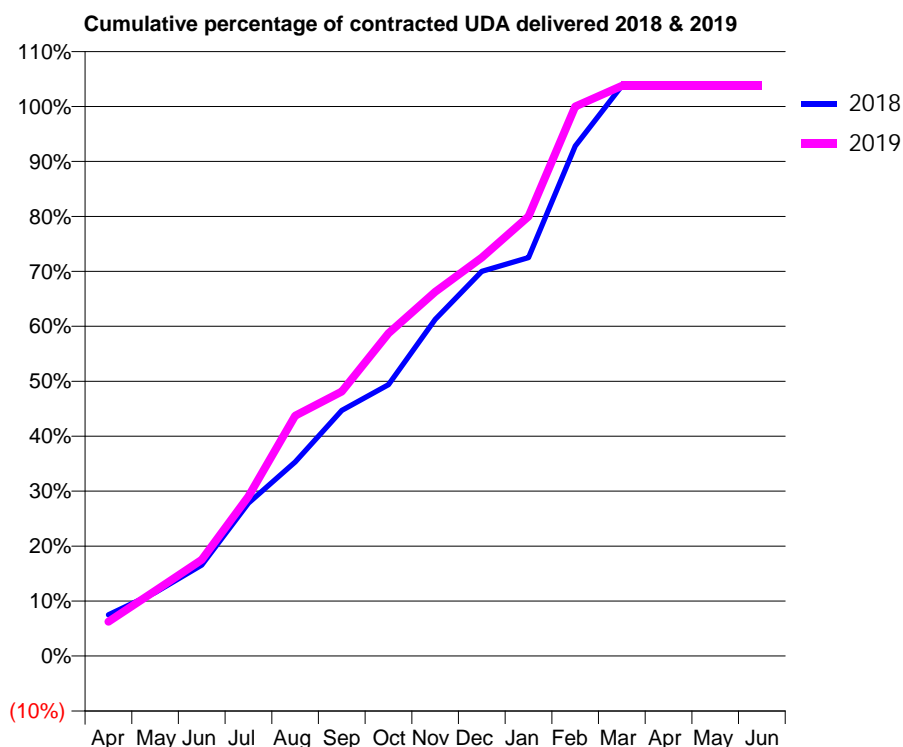
18/19 Contracted general activity (UDA)	320
Carry forward general activity (UDA)	-6
18/19 Contracted orthodontic activity (UOA)	0
Carry forward orthodontic activity (UOA)	0
Baseline contract value	£12,303.77

ACCESS*

Patients seen in 24 months	Total	Change since previous quarter
Quarter ending March 2018	181	
Quarter ending June 2018	169	↓
Quarter ending September 2018	170	→
Quarter ending December 2018	168	↓
Quarter ending March 2019	167	→
Variance since March 2018	(7.7%)	↓



ACTIVITY



Month	Adjusted Scheduled Activity (UDA)	
	2018	2019
April	24	20
May	37	38
June	53	56
July	89	93
August	113	140
September	143	154
October	158	188
November	196	212
December	224	232
January	232	256
February	297	320
March	332	332
April	332	332
May	332	332
June	332	332

QUALITY

	Quantity	Base Number	Contract	AT	Region	England
% of FP17s for the same patient ID Re-attending within 3 months - Children	20	203	9.9%	10.7%	11.9%	11.8%
% of FP17s for the same patient ID Re-attending within 3 months - Adults	0	7	0.0%	16.1%	16.9%	15.7%
% of FP17s for the same patient ID Re-attending between 3 & 9 months - Children	91	203	44.8%	45.1%	48.9%	58.9%
% of FP17s for the same patient ID Re-attending between 3 & 9 months - Adults	7	7	100.0%	36.9%	38.9%	50.8%
% of FP17s for Band 1 Urgent Courses	0	209	0.0%	10.9%	10.7%	9.1%
% of FP17s Relating to Free Repair or Replacements	0	209	0.0%	0.5%	0.5%	0.8%
% of FP17s Relating to Continuations	0	209	0.0%	0.7%	0.7%	0.9%
% of Patients satisfied with the dentistry they have received	0	0	N/A	89.9%	89.1%	92.5%
% of Patients satisfied with the time they had to wait for an appointment	0	0	N/A	79.6%	83.1%	87.0%

* This is based on patients treated on this contract for their most recent course of treatment. Figures in italics indicate the base number of FP17s or Patient Questionnaire responses are less than 100. N/A is shown where the base number of responses is less than 10 during the period. % is calculated as Quantity/Base number*100

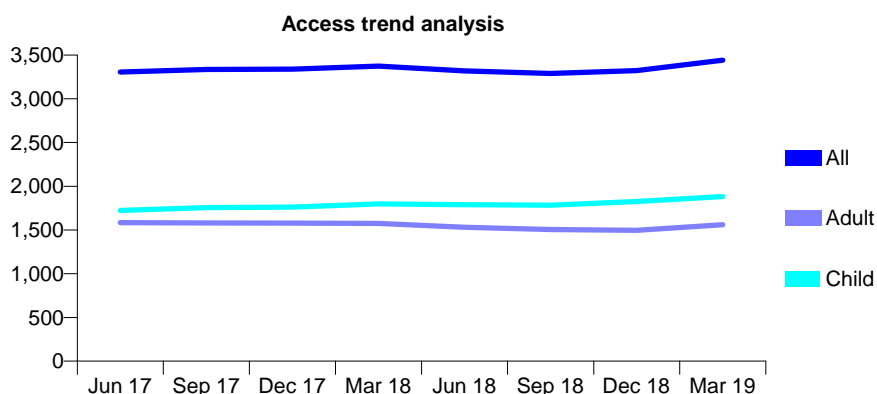
Q61 - Vital Signs At a Glance Contract Report for 685763/0001 - Year end March 2019

Name or company name	MR S CHAUDHURI
Contract type name	GDS Contract
Purpose of contract	General
Contract start date	01/04/2008
Contract end date	

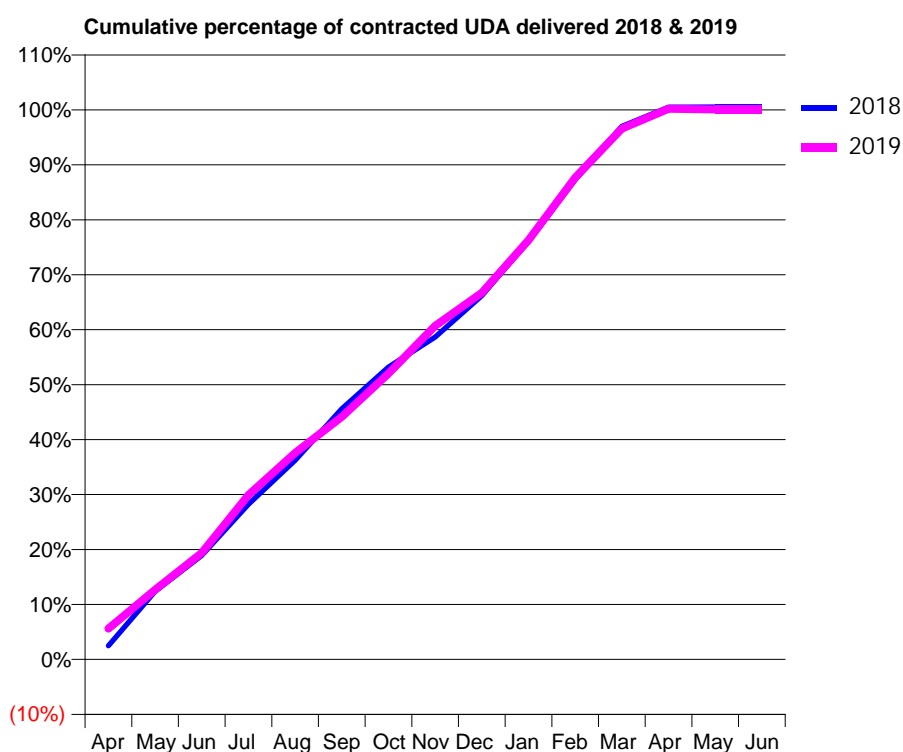
18/19 Contracted general activity (UDA)	12,935
Carry forward general activity (UDA)	-64
18/19 Contracted orthodontic activity (UOA)	0
Carry forward orthodontic activity (UOA)	0
Baseline contract value	£396,839.13

ACCESS*

Patients seen in 24 months	Total	Change since previous quarter
Quarter ending March 2018	3,374	
Quarter ending June 2018	3,320	↓
Quarter ending September 2018	3,289	→
Quarter ending December 2018	3,322	→
Quarter ending March 2019	3,441	↑
Variance since March 2018	2.0%	→



ACTIVITY



Month	Adjusted Scheduled Activity (UDA)	
	2018	2019
April	322	727
May	1,603	1,639
June	2,446	2,505
July	3,653	3,873
August	4,688	4,860
September	5,896	5,709
October	6,879	6,729
November	7,589	7,852
December	8,562	8,626
January	9,845	9,867
February	11,294	11,340
March	12,543	12,493
April	12,997	12,958
May	12,999	12,946
June	12,999	12,946

QUALITY

	Quantity	Base Number	Contract	AT	Region	England
% of FP17s for the same patient ID Re-attending within 3 months - Children	256	2,940	8.7%	10.7%	11.9%	11.8%
% of FP17s for the same patient ID Re-attending within 3 months - Adults	544	2,229	24.4%	16.1%	16.9%	15.7%
% of FP17s for the same patient ID Re-attending between 3 & 9 months - Children	1,623	2,940	55.2%	45.1%	48.9%	58.9%
% of FP17s for the same patient ID Re-attending between 3 & 9 months - Adults	962	2,229	43.2%	36.9%	38.9%	50.8%
% of FP17s for Band 1 Urgent Courses	606	5,142	11.8%	10.9%	10.7%	9.1%
% of FP17s Relating to Free Repair or Replacements	8	5,142	0.2%	0.5%	0.5%	0.8%
% of FP17s Relating to Continuations	4	5,142	0.1%	0.7%	0.7%	0.9%
% of Patients satisfied with the dentistry they have received	0	0	N/A	89.9%	89.1%	92.5%
% of Patients satisfied with the time they had to wait for an appointment	0	0	N/A	79.6%	83.1%	87.0%

* This is based on patients treated on this contract for their most recent course of treatment. Figures in italics indicate the base number of FP17s or Patient Questionnaire responses are less than 100. N/A is shown where the base number of responses is less than 10 during the period. % is calculated as Quantity/Base number*100

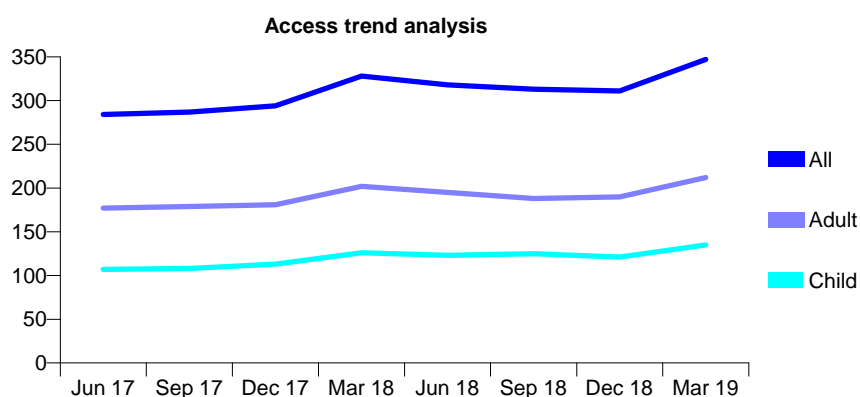
Q61 - Vital Signs At a Glance Contract Report for 687073/0001 - Year end March 2019

Name or company name	MR H ALI
Contract type name	GDS Contract
Purpose of contract	General
Contract start date	01/04/2008
Contract end date	

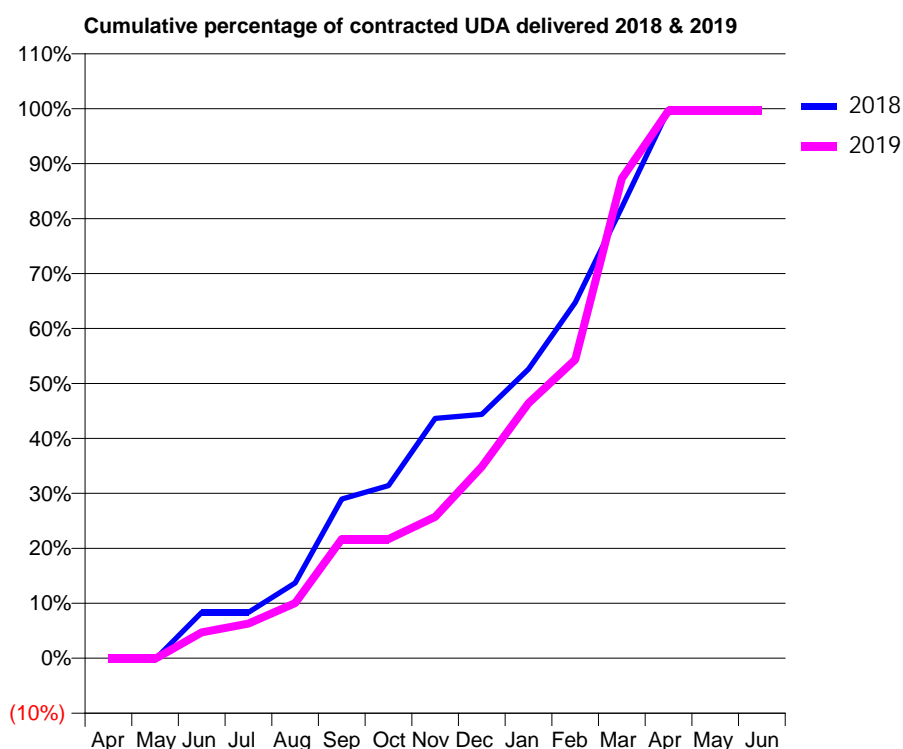
18/19 Contracted general activity (UDA)	1,376
Carry forward general activity (UDA)	2
18/19 Contracted orthodontic activity (UOA)	0
Carry forward orthodontic activity (UOA)	0
Baseline contract value	£38,626.06

ACCESS*

Patients seen in 24 months	Total	Change since previous quarter
Quarter ending March 2018	328	
Quarter ending June 2018	318	↓
Quarter ending September 2018	313	↓
Quarter ending December 2018	311	→
Quarter ending March 2019	347	↑
Variance since March 2018	5.8%	↑



ACTIVITY



Month	Adjusted Scheduled Activity (UDA)	
	2018	2019
April	-3	-2
May	-3	-2
June	115	65
July	115	87
August	189	138
September	399	298
October	432	298
November	600	354
December	610	480
January	724	639
February	891	747
March	1,129	1,201
April	1,374	1,371
May	1,374	1,371
June	1,374	1,371

QUALITY

	Quantity	Base Number	Contract	AT	Region	England
% of FP17s for the same patient ID Re-attending within 3 months - Children	0	161	0.0%	10.7%	11.9%	11.8%
% of FP17s for the same patient ID Re-attending within 3 months - Adults	8	203	3.9%	16.1%	16.9%	15.7%
% of FP17s for the same patient ID Re-attending between 3 & 9 months - Children	82	161	50.9%	45.1%	48.9%	58.9%
% of FP17s for the same patient ID Re-attending between 3 & 9 months - Adults	68	203	33.5%	36.9%	38.9%	50.8%
% of FP17s for Band 1 Urgent Courses	29	352	8.2%	10.9%	10.7%	9.1%
% of FP17s Relating to Free Repair or Replacements	0	352	0.0%	0.5%	0.5%	0.8%
% of FP17s Relating to Continuations	0	352	0.0%	0.7%	0.7%	0.9%
% of Patients satisfied with the dentistry they have received	0	0	N/A	89.9%	89.1%	92.5%
% of Patients satisfied with the time they had to wait for an appointment	0	0	N/A	79.6%	83.1%	87.0%

* This is based on patients treated on this contract for their most recent course of treatment.

Figures in italics indicate the base number of FP17s or Patient Questionnaire responses are less than 100. N/A is shown where the base number of responses is less than 10 during the period. % is calculated as Quantity/Base number*100

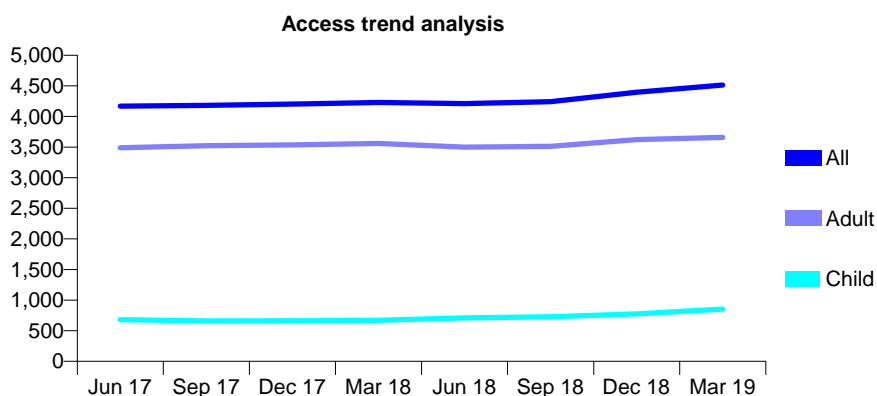
Q61 - Vital Signs At a Glance Contract Report for 687359/0001 - Year end March 2019

Name or company name	MR K HADJI ALI AHMADI
Contract type name	GDS Contract
Purpose of contract	General
Contract start date	01/04/2006
Contract end date	

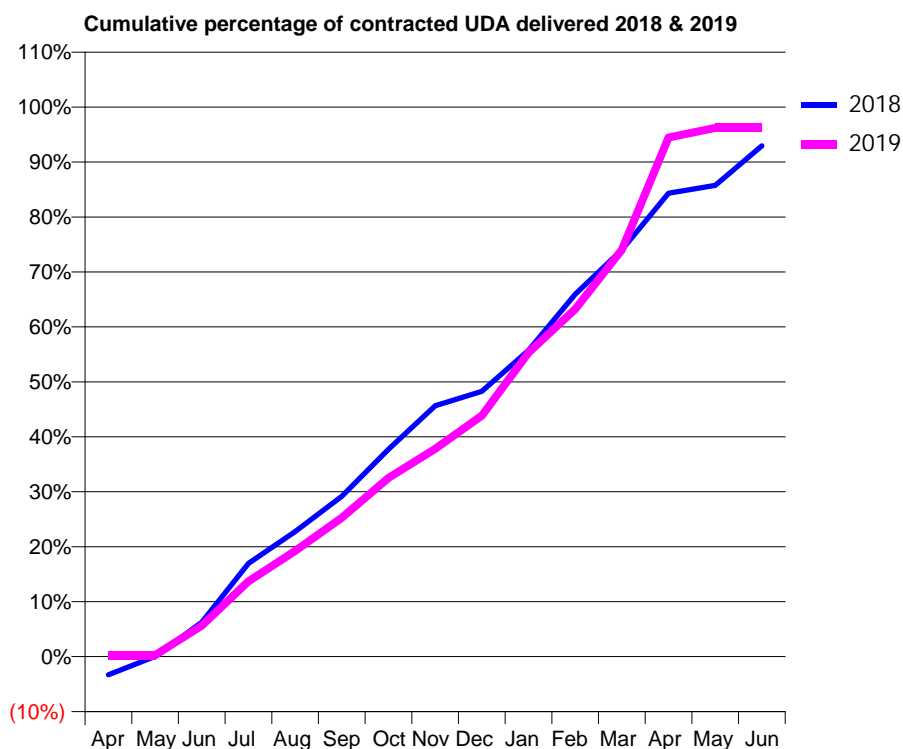
18/19 Contracted general activity (UDA)	17,540
Carry forward general activity (UDA)	0
18/19 Contracted orthodontic activity (UOA)	0
Carry forward orthodontic activity (UOA)	0
Baseline contract value	£648,612.21

ACCESS*

Patients seen in 24 months	Total	Change since previous quarter
Quarter ending March 2018	4,228	
Quarter ending June 2018	4,210	→
Quarter ending September 2018	4,241	→
Quarter ending December 2018	4,395	↑
Quarter ending March 2019	4,513	↑
Variance since March 2018	6.7%	↑



ACTIVITY



Month	Adjusted Scheduled Activity (UDA)	
	2018	2019
April	-585	47
May	9	48
June	1,094	988
July	2,978	2,404
August	3,994	3,373
September	5,120	4,433
October	6,616	5,704
November	8,008	6,632
December	8,470	7,690
January	9,775	9,703
February	11,566	11,093
March	12,980	12,978
April	14,790	16,567
May	15,042	16,875
June	16,303	16,875

QUALITY

	Quantity	Base Number	Contract	AT	Region	England
% of FP17s for the same patient ID Re-attending within 3 months - Children	29	848	3.4%	10.7%	11.9%	11.8%
% of FP17s for the same patient ID Re-attending within 3 months - Adults	179	3,057	5.9%	16.1%	16.9%	15.7%
% of FP17s for the same patient ID Re-attending between 3 & 9 months - Children	157	848	18.5%	45.1%	48.9%	58.9%
% of FP17s for the same patient ID Re-attending between 3 & 9 months - Adults	715	3,057	23.4%	36.9%	38.9%	50.8%
% of FP17s for Band 1 Urgent Courses	137	4,053	3.4%	10.9%	10.7%	9.1%
% of FP17s Relating to Free Repair or Replacements	33	4,053	0.8%	0.5%	0.5%	0.8%
% of FP17s Relating to Continuations	5	4,053	0.1%	0.7%	0.7%	0.9%
% of Patients satisfied with the dentistry they have received	2	3	N/A	89.9%	89.1%	92.5%
% of Patients satisfied with the time they had to wait for an appointment	1	3	N/A	79.6%	83.1%	87.0%

* This is based on patients treated on this contract for their most recent course of treatment. Figures in italics indicate the base number of FP17s or Patient Questionnaire responses are less than 100. N/A is shown where the base number of responses is less than 10 during the period. % is calculated as Quantity/Base number*100

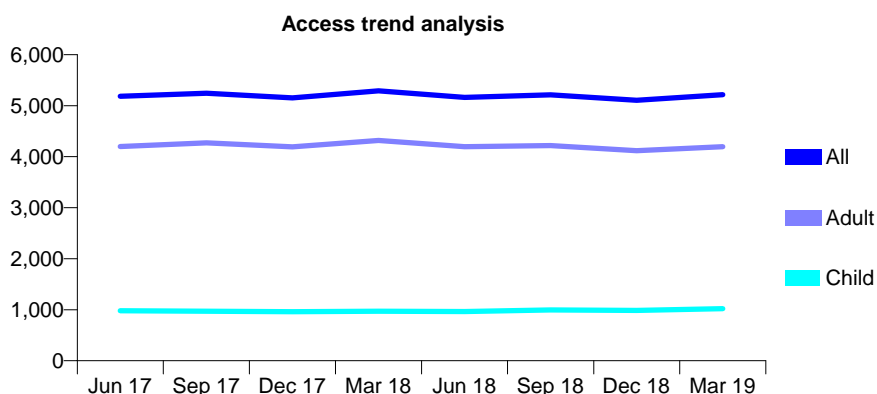
Q61 - Vital Signs At a Glance Contract Report for 688045/0001 - Year end March 2019

Name or company name	MR M MOBASSERI
Contract type name	GDS Contract
Purpose of contract	General
Contract start date	03/07/2006
Contract end date	

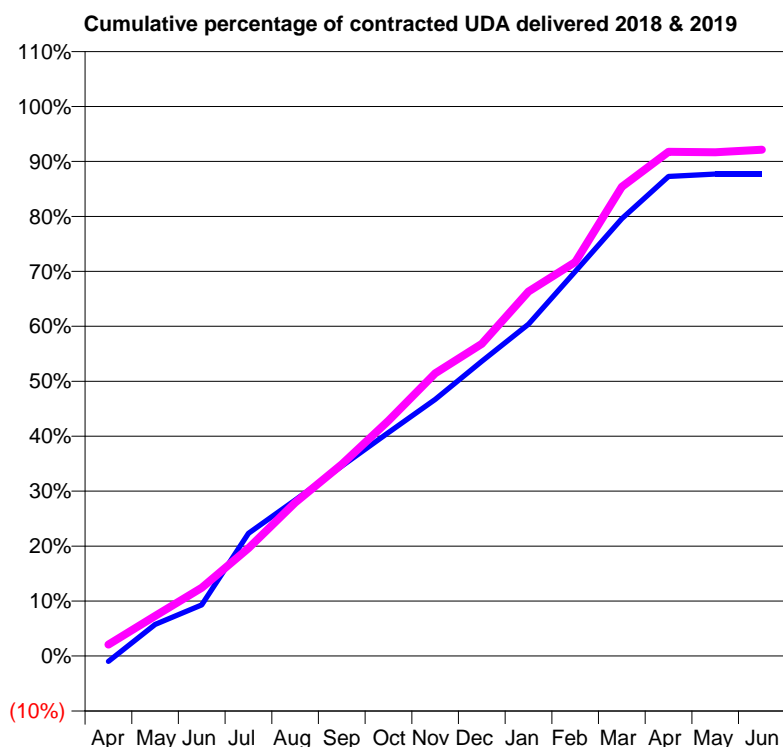
18/19 Contracted general activity (UDA)	18,111
Carry forward general activity (UDA)	0
18/19 Contracted orthodontic activity (UOA)	0
Carry forward orthodontic activity (UOA)	0
Baseline contract value	£608,166.65

ACCESS*

Patients seen in 24 months	Total	Change since previous quarter
Quarter ending March 2018	5,290	
Quarter ending June 2018	5,163	↓
Quarter ending September 2018	5,212	→
Quarter ending December 2018	5,105	↓
Quarter ending March 2019	5,216	↑
Variance since March 2018	(1.4%)	↓



ACTIVITY



Month	Adjusted Scheduled Activity (UDA)	
	2018	2019
April	-176	378
May	1,043	1,321
June	1,686	2,250
July	4,047	3,553
August	5,141	5,056
September	6,257	6,318
October	7,366	7,754
November	8,457	9,321
December	9,714	10,286
January	10,939	12,012
February	12,672	12,985
March	14,414	15,466
April	15,807	16,615
May	15,882	16,601
June	15,883	16,684

QUALITY

	Quantity	Base Number	Contract	AT	Region	England
% of FP17s for the same patient ID Re-attending within 3 months - Children	102	1,123	9.1%	10.7%	11.9%	11.8%
% of FP17s for the same patient ID Re-attending within 3 months - Adults	717	3,890	18.4%	16.1%	16.9%	15.7%
% of FP17s for the same patient ID Re-attending between 3 & 9 months - Children	354	1,123	31.5%	45.1%	48.9%	58.9%
% of FP17s for the same patient ID Re-attending between 3 & 9 months - Adults	813	3,890	20.9%	36.9%	38.9%	50.8%
% of FP17s for Band 1 Urgent Courses	1,064	4,926	21.6%	10.9%	10.7%	9.1%
% of FP17s Relating to Free Repair or Replacements	12	4,926	0.2%	0.5%	0.5%	0.8%
% of FP17s Relating to Continuations	42	4,926	0.9%	0.7%	0.7%	0.9%
% of Patients satisfied with the dentistry they have received	0	1	N/A	89.9%	89.1%	92.5%
% of Patients satisfied with the time they had to wait for an appointment	0	1	N/A	79.6%	83.1%	87.0%

* This is based on patients treated on this contract for their most recent course of treatment. Figures in italics indicate the base number of FP17s or Patient Questionnaire responses are less than 100. N/A is shown where the base number of responses is less than 10 during the period. % is calculated as Quantity/Base number*100

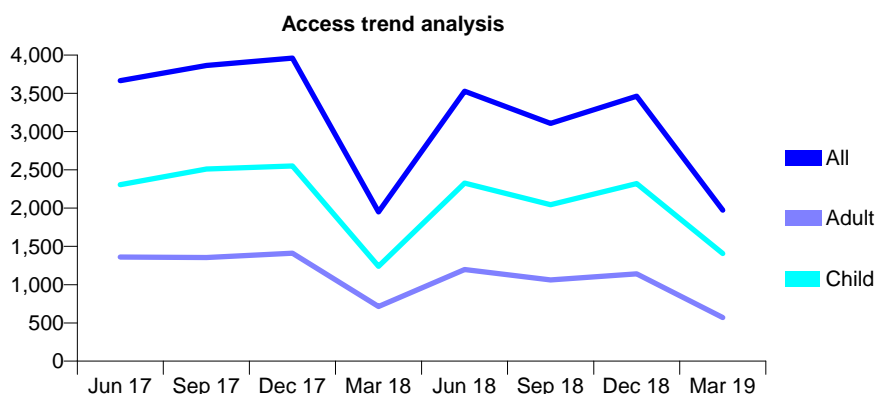
Q61 - Vital Signs At a Glance Contract Report for 689254/0005 - Year end March 2019

Name or company name	MR M PATEL
Contract type name	GDS Contract
Purpose of contract	General
Contract start date	16/06/2010
Contract end date	

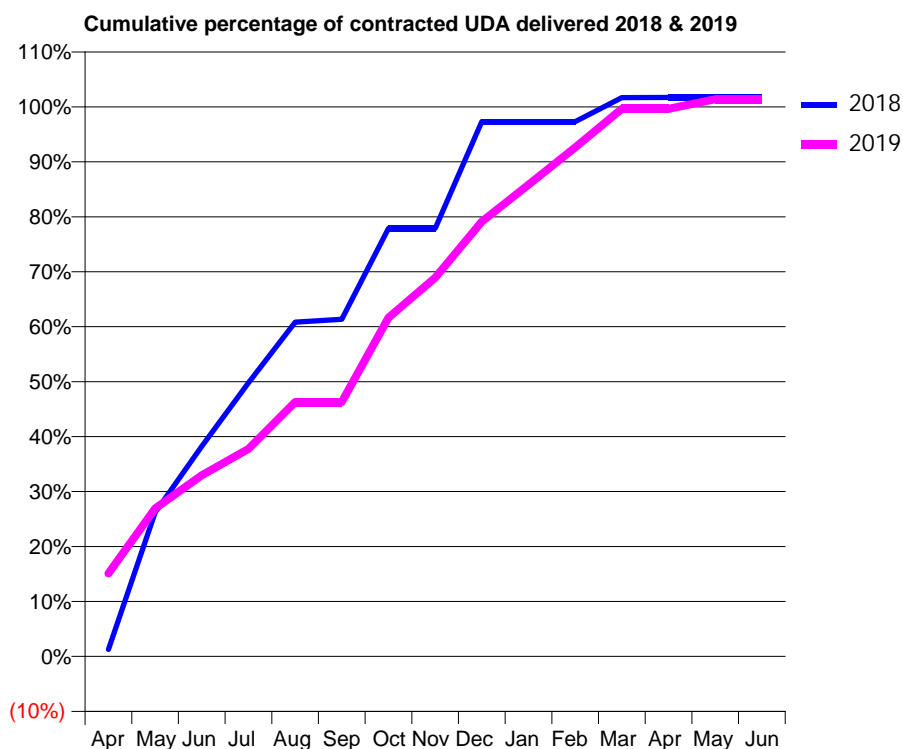
18/19 Contracted general activity (UDA)	9,508
Carry forward general activity (UDA)	-162
18/19 Contracted orthodontic activity (UOA)	0
Carry forward orthodontic activity (UOA)	0
Baseline contract value	£830,919.76

ACCESS*

Patients seen in 24 months	Total	Change since previous quarter
Quarter ending March 2018	1,951	
Quarter ending June 2018	3,527	↑
Quarter ending September 2018	3,107	↓
Quarter ending December 2018	3,462	↑
Quarter ending March 2019	1,974	↓
Variance since March 2018	1.2%	→



ACTIVITY



Month	Adjusted Scheduled Activity (UDA)	
	2018	2019
April	122	1,437
May	2,490	2,559
June	3,634	3,131
July	4,734	3,591
August	5,783	4,400
September	5,834	4,400
October	7,404	5,859
November	7,404	6,553
December	9,254	7,523
January	9,254	8,162
February	9,254	8,805
March	9,669	9,472
April	9,670	9,472
May	9,670	9,638
June	9,670	9,638

QUALITY

	Quantity	Base Number	Contract	AT	Region	England
% of FP17s for the same patient ID Re-attending within 3 months - Children	10	2,126	0.5%	10.7%	11.9%	11.8%
% of FP17s for the same patient ID Re-attending within 3 months - Adults	4	945	0.4%	16.1%	16.9%	15.7%
% of FP17s for the same patient ID Re-attending between 3 & 9 months - Children	21	2,126	1.0%	45.1%	48.9%	58.9%
% of FP17s for the same patient ID Re-attending between 3 & 9 months - Adults	7	945	0.7%	36.9%	38.9%	50.8%
% of FP17s for Band 1 Urgent Courses	7	3,123	0.2%	10.9%	10.7%	9.1%
% of FP17s Relating to Free Repair or Replacements	1	3,123	0.0%	0.5%	0.5%	0.8%
% of FP17s Relating to Continuations	0	3,123	0.0%	0.7%	0.7%	0.9%
% of Patients satisfied with the dentistry they have received	0	1	N/A	89.9%	89.1%	92.5%
% of Patients satisfied with the time they had to wait for an appointment	0	1	N/A	79.6%	83.1%	87.0%

* This is based on patients treated on this contract for their most recent course of treatment. Figures in italics indicate the base number of FP17s or Patient Questionnaire responses are less than 100. N/A is shown where the base number of responses is less than 10 during the period. % is calculated as Quantity/Base number*100

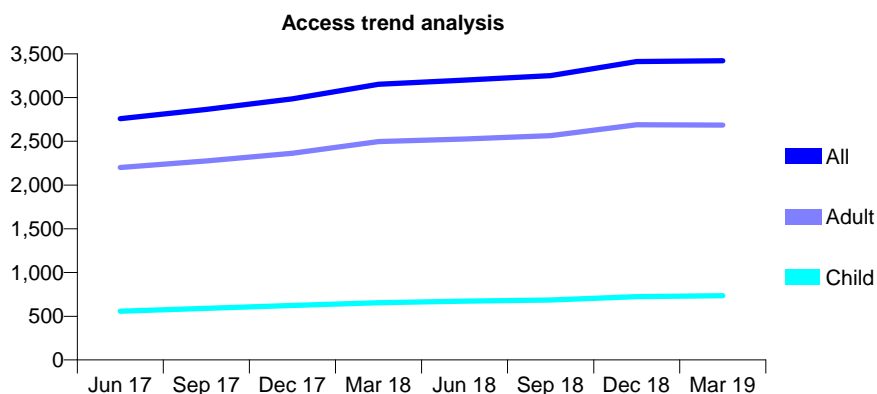
Q61 - Vital Signs At a Glance Contract Report for 689386/0003 - Year end March 2019

Name or company name	MR SP DHAMI
Contract type name	GDS Contract
Purpose of contract	General
Contract start date	14/01/2010
Contract end date	

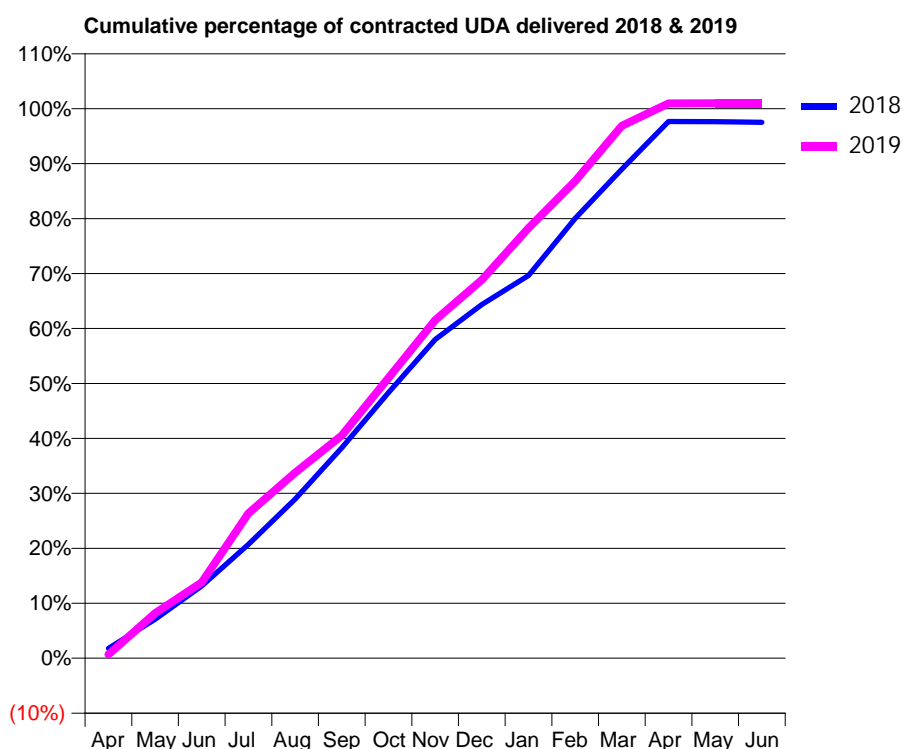
18/19 Contracted general activity (UDA)	11,716
Carry forward general activity (UDA)	290
18/19 Contracted orthodontic activity (UOA)	0
Carry forward orthodontic activity (UOA)	0
Baseline contract value	£297,133.99

ACCESS*

Patients seen in 24 months	Total	Change since previous quarter
Quarter ending March 2018	3,152	
Quarter ending June 2018	3,200	→
Quarter ending September 2018	3,250	→
Quarter ending December 2018	3,413	↑
Quarter ending March 2019	3,421	→
Variance since March 2018	8.5%	↑



ACTIVITY



Month	Adjusted Scheduled Activity (UDA)	
	2018	2019
April	210	81
May	833	963
June	1,543	1,616
July	2,425	3,089
August	3,393	3,955
September	4,486	4,748
October	5,662	5,977
November	6,793	7,208
December	7,537	8,064
January	8,162	9,169
February	9,377	10,172
March	10,423	11,350
April	11,442	11,829
May	11,439	11,830
June	11,426	11,830

QUALITY

	Quantity	Base Number	Contract	AT	Region	England
% of FP17s for the same patient ID Re-attending within 3 months - Children	81	924	8.8%	10.7%	11.9%	11.8%
% of FP17s for the same patient ID Re-attending within 3 months - Adults	565	3,245	17.4%	16.1%	16.9%	15.7%
% of FP17s for the same patient ID Re-attending between 3 & 9 months - Children	427	924	46.2%	45.1%	48.9%	58.9%
% of FP17s for the same patient ID Re-attending between 3 & 9 months - Adults	1,264	3,245	39.0%	36.9%	38.9%	50.8%
% of FP17s for Band 1 Urgent Courses	481	4,087	11.8%	10.9%	10.7%	9.1%
% of FP17s Relating to Free Repair or Replacements	106	4,087	2.6%	0.5%	0.5%	0.8%
% of FP17s Relating to Continuations	13	4,087	0.3%	0.7%	0.7%	0.9%
% of Patients satisfied with the dentistry they have received	0	0	N/A	89.9%	89.1%	92.5%
% of Patients satisfied with the time they had to wait for an appointment	0	0	N/A	79.6%	83.1%	87.0%

* This is based on patients treated on this contract for their most recent course of treatment.

Figures in italics indicate the base number of FP17s or Patient Questionnaire responses are less than 100. N/A is shown where the base number of responses is less than 10 during the period. % is calculated as Quantity/Base number*100

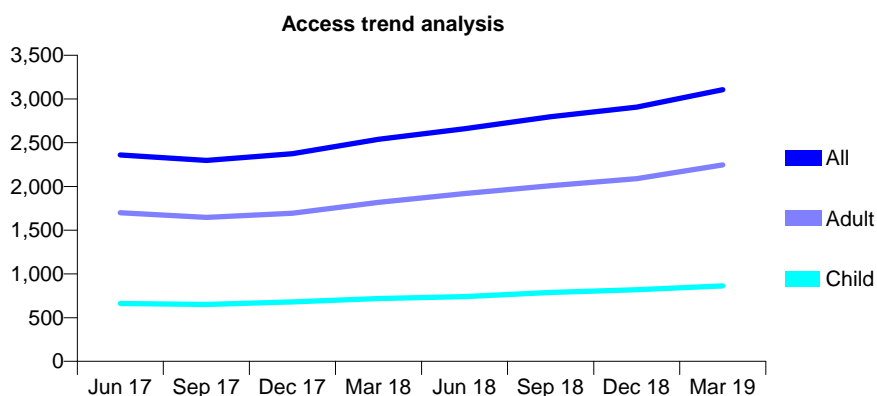
Q61 - Vital Signs At a Glance Contract Report for 691089/0001 - Year end March 2019

Name or company name	Nile Street Dental Practice
Contract type name	GDS Contract
Purpose of contract	General
Contract start date	01/04/2006
Contract end date	

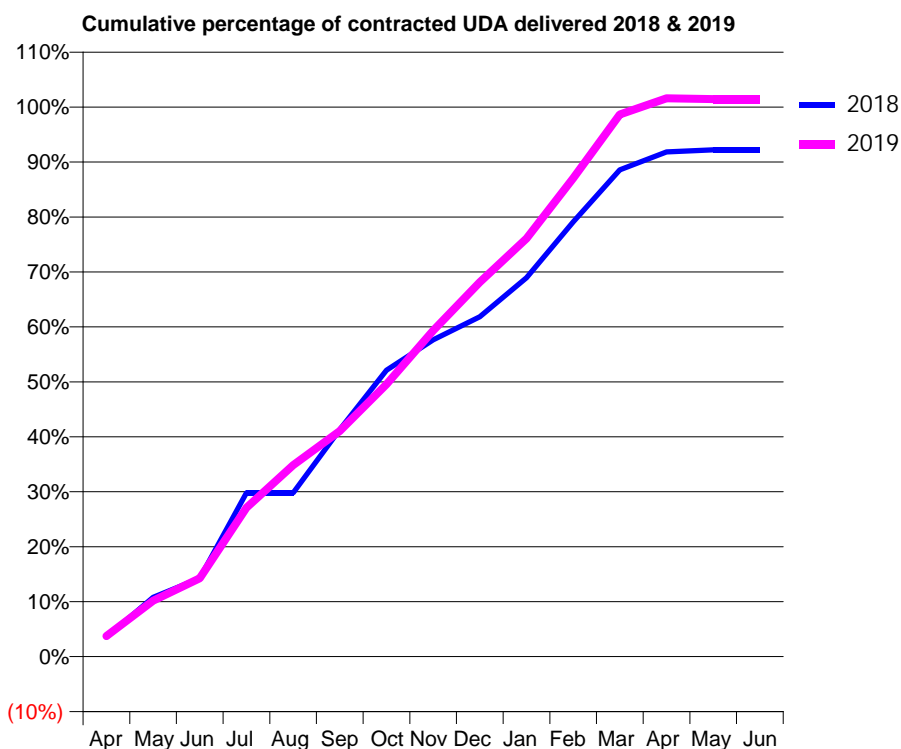
18/19 Contracted general activity (UDA)	8,238
Carry forward general activity (UDA)	0
18/19 Contracted orthodontic activity (UOA)	0
Carry forward orthodontic activity (UOA)	0
Baseline contract value	£237,061.66

ACCESS*

Patients seen in 24 months	Total	Change since previous quarter
Quarter ending March 2018	2,538	
Quarter ending June 2018	2,660	↑
Quarter ending September 2018	2,797	↑
Quarter ending December 2018	2,908	↑
Quarter ending March 2019	3,108	↑
Variance since March 2018	22.5%	↑



ACTIVITY



Month	Adjusted Scheduled Activity (UDA)	
	2018	2019
April	294	308
May	888	839
June	1,175	1,174
July	2,457	2,233
August	2,457	2,870
September	3,404	3,382
October	4,294	4,081
November	4,750	4,888
December	5,094	5,612
January	5,680	6,269
February	6,516	7,172
March	7,295	8,128
April	7,566	8,369
May	7,597	8,358
June	7,597	8,358

QUALITY

	Quantity	Base Number	Contract	AT	Region	England
% of FP17s for the same patient ID Re-attending within 3 months - Children	118	1,076	11.0%	10.7%	11.9%	11.8%
% of FP17s for the same patient ID Re-attending within 3 months - Adults	459	2,642	17.4%	16.1%	16.9%	15.7%
% of FP17s for the same patient ID Re-attending between 3 & 9 months - Children	409	1,076	38.0%	45.1%	48.9%	58.9%
% of FP17s for the same patient ID Re-attending between 3 & 9 months - Adults	878	2,642	33.2%	36.9%	38.9%	50.8%
% of FP17s for Band 1 Urgent Courses	431	3,690	11.7%	10.9%	10.7%	9.1%
% of FP17s Relating to Free Repair or Replacements	17	3,690	0.5%	0.5%	0.5%	0.8%
% of FP17s Relating to Continuations	5	3,690	0.1%	0.7%	0.7%	0.9%
% of Patients satisfied with the dentistry they have received	1	1	N/A	89.9%	89.1%	92.5%
% of Patients satisfied with the time they had to wait for an appointment	0	1	N/A	79.6%	83.1%	87.0%

* This is based on patients treated on this contract for their most recent course of treatment. Figures in italics indicate the base number of FP17s or Patient Questionnaire responses are less than 100. N/A is shown where the base number of responses is less than 10 during the period. % is calculated as Quantity/Base number*100

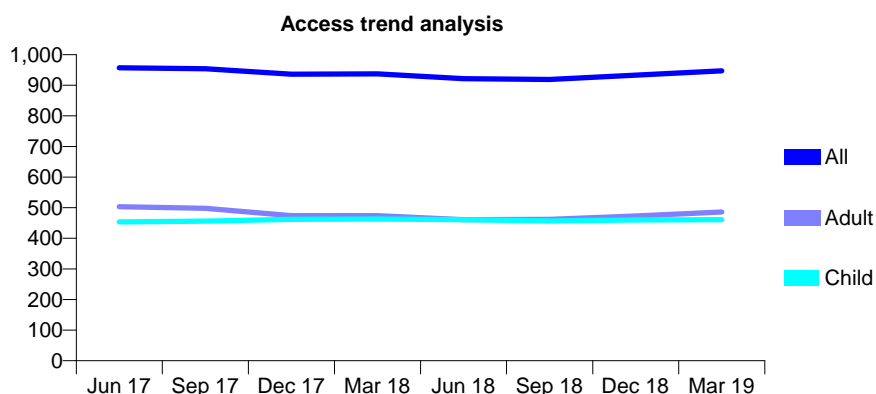
Q61 - Vital Signs At a Glance Contract Report for 693758/0001 - Year end March 2019

Name or company name	MISS N PATEL
Contract type name	GDS Contract
Purpose of contract	General
Contract start date	01/04/2014
Contract end date	

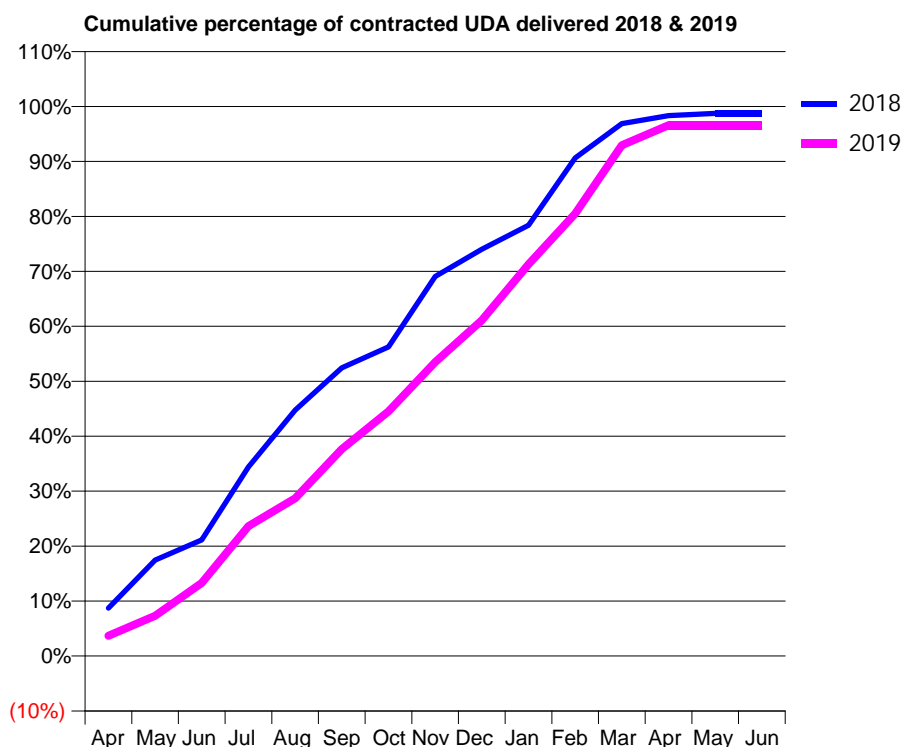
18/19 Contracted general activity (UDA)	2,137
Carry forward general activity (UDA)	27
18/19 Contracted orthodontic activity (UOA)	0
Carry forward orthodontic activity (UOA)	0
Baseline contract value	£54,423.06

ACCESS*

Patients seen in 24 months	Total	Change since previous quarter
Quarter ending March 2018	937	
Quarter ending June 2018	922	↓
Quarter ending September 2018	919	→
Quarter ending December 2018	933	→
Quarter ending March 2019	947	→
Variance since March 2018	1.1%	→



ACTIVITY



Month	Adjusted Scheduled Activity (UDA)	
	2018	2019
April	186	79
May	373	156
June	452	284
July	735	505
August	956	613
September	1,121	805
October	1,202	951
November	1,476	1,143
December	1,581	1,306
January	1,675	1,523
February	1,937	1,721
March	2,070	1,986
April	2,101	2,064
May	2,110	2,064
June	2,110	2,064

QUALITY

	Quantity	Base Number	Contract	AT	Region	England
% of FP17s for the same patient ID Re-attending within 3 months - Children	57	603	9.5%	10.7%	11.9%	11.8%
% of FP17s for the same patient ID Re-attending within 3 months - Adults	69	489	14.1%	16.1%	16.9%	15.7%
% of FP17s for the same patient ID Re-attending between 3 & 9 months - Children	323	603	53.6%	45.1%	48.9%	58.9%
% of FP17s for the same patient ID Re-attending between 3 & 9 months - Adults	174	489	35.6%	36.9%	38.9%	50.8%
% of FP17s for Band 1 Urgent Courses	66	1,097	6.0%	10.9%	10.7%	9.1%
% of FP17s Relating to Free Repair or Replacements	4	1,097	0.4%	0.5%	0.5%	0.8%
% of FP17s Relating to Continuations	40	1,097	3.6%	0.7%	0.7%	0.9%
% of Patients satisfied with the dentistry they have received	0	0	N/A	89.9%	89.1%	92.5%
% of Patients satisfied with the time they had to wait for an appointment	0	0	N/A	79.6%	83.1%	87.0%

* This is based on patients treated on this contract for their most recent course of treatment. Figures in italics indicate the base number of FP17s or Patient Questionnaire responses are less than 100. N/A is shown where the base number of responses is less than 10 during the period. % is calculated as Quantity/Base number*100

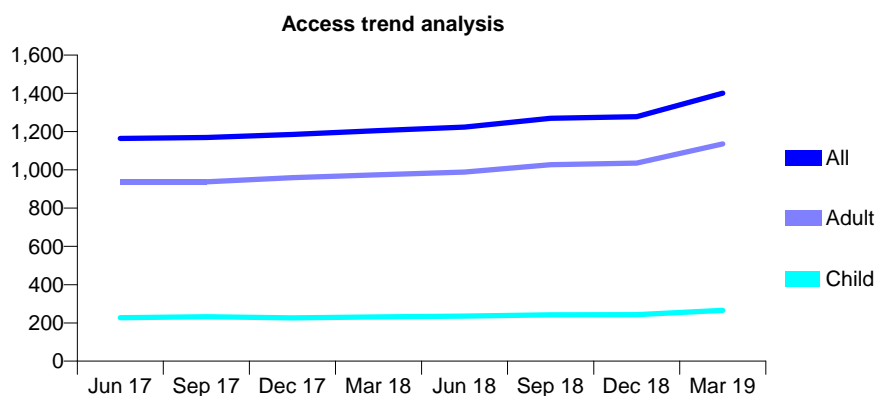
Q61 - Vital Signs At a Glance Contract Report for 725404/0001 - Year end March 2019

Name or company name	MR K ELIAS
Contract type name	GDS Contract
Purpose of contract	General
Contract start date	01/04/2006
Contract end date	

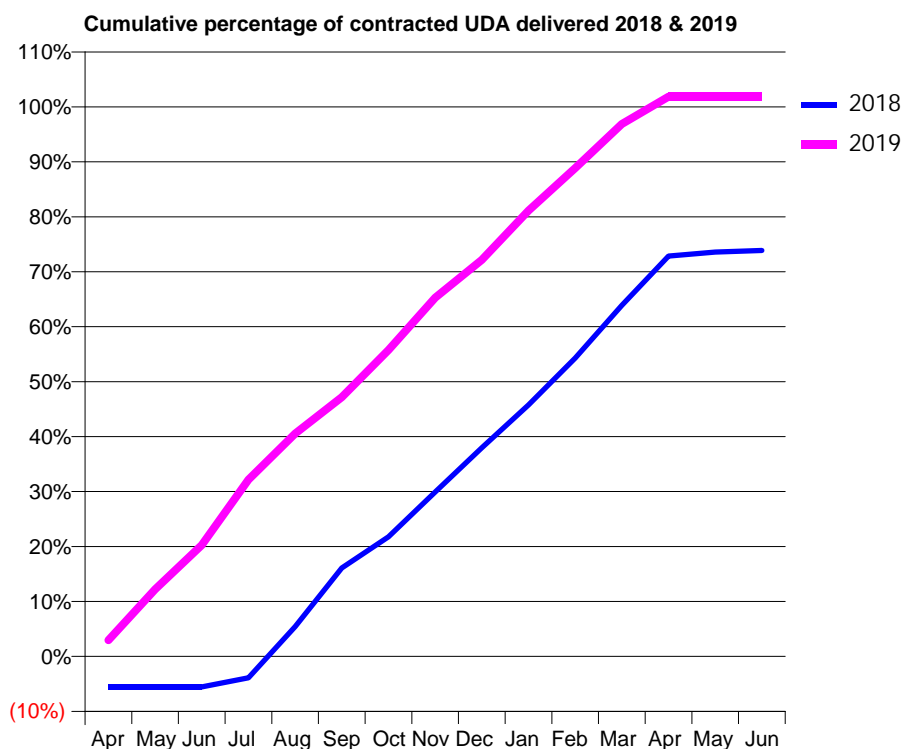
18/19 Contracted general activity (UDA)	4,333
Carry forward general activity (UDA)	0
18/19 Contracted orthodontic activity (UOA)	0
Carry forward orthodontic activity (UOA)	0
Baseline contract value	£130,520.10

ACCESS*

Patients seen in 24 months	Total	Change since previous quarter
Quarter ending March 2018	1,205	
Quarter ending June 2018	1,223	→
Quarter ending September 2018	1,269	↑
Quarter ending December 2018	1,278	→
Quarter ending March 2019	1,401	↑
Variance since March 2018	16.3%	↑



ACTIVITY



Month	Adjusted Scheduled Activity (UDA)	
	2018	2019
April	-241	127
May	-241	530
June	-241	877
July	-170	1,394
August	236	1,757
September	697	2,044
October	944	2,416
November	1,297	2,829
December	1,645	3,126
January	1,983	3,515
February	2,353	3,850
March	2,768	4,197
April	3,156	4,414
May	3,188	4,414
June	3,201	4,414

QUALITY

	Quantity	Base Number	Contract	AT	Region	England
% of FP17s for the same patient ID Re-attending within 3 months - Children	9	243	3.7%	10.7%	11.9%	11.8%
% of FP17s for the same patient ID Re-attending within 3 months - Adults	80	1,010	7.9%	16.1%	16.9%	15.7%
% of FP17s for the same patient ID Re-attending between 3 & 9 months - Children	40	243	16.5%	45.1%	48.9%	58.9%
% of FP17s for the same patient ID Re-attending between 3 & 9 months - Adults	206	1,010	20.4%	36.9%	38.9%	50.8%
% of FP17s for Band 1 Urgent Courses	86	1,205	7.1%	10.9%	10.7%	9.1%
% of FP17s Relating to Free Repair or Replacements	4	1,205	0.3%	0.5%	0.5%	0.8%
% of FP17s Relating to Continuations	1	1,205	0.1%	0.7%	0.7%	0.9%
% of Patients satisfied with the dentistry they have received	1	1	N/A	89.9%	89.1%	92.5%
% of Patients satisfied with the time they had to wait for an appointment	1	1	N/A	79.6%	83.1%	87.0%

* This is based on patients treated on this contract for their most recent course of treatment. Figures in italics indicate the base number of FP17s or Patient Questionnaire responses are less than 100. N/A is shown where the base number of responses is less than 10 during the period. % is calculated as Quantity/Base number*100

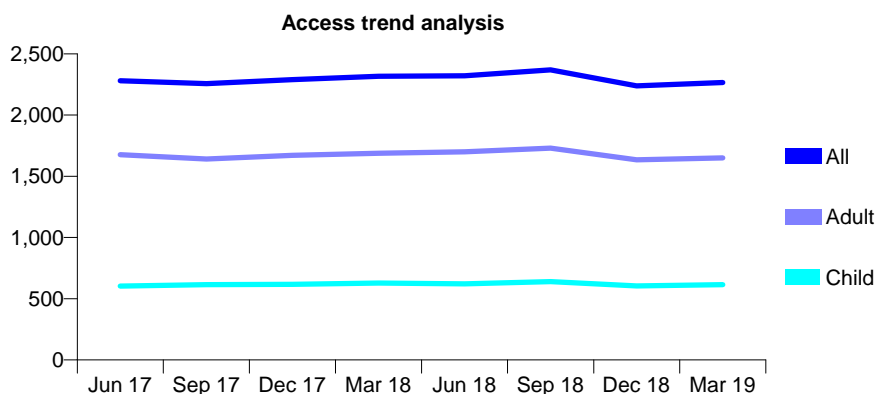
Q61 - Vital Signs At a Glance Contract Report for 729426/0001 - Year end March 2019

Name or company name	Nether Street Dental Practice
Contract type name	GDS Contract
Purpose of contract	General
Contract start date	02/07/2007
Contract end date	

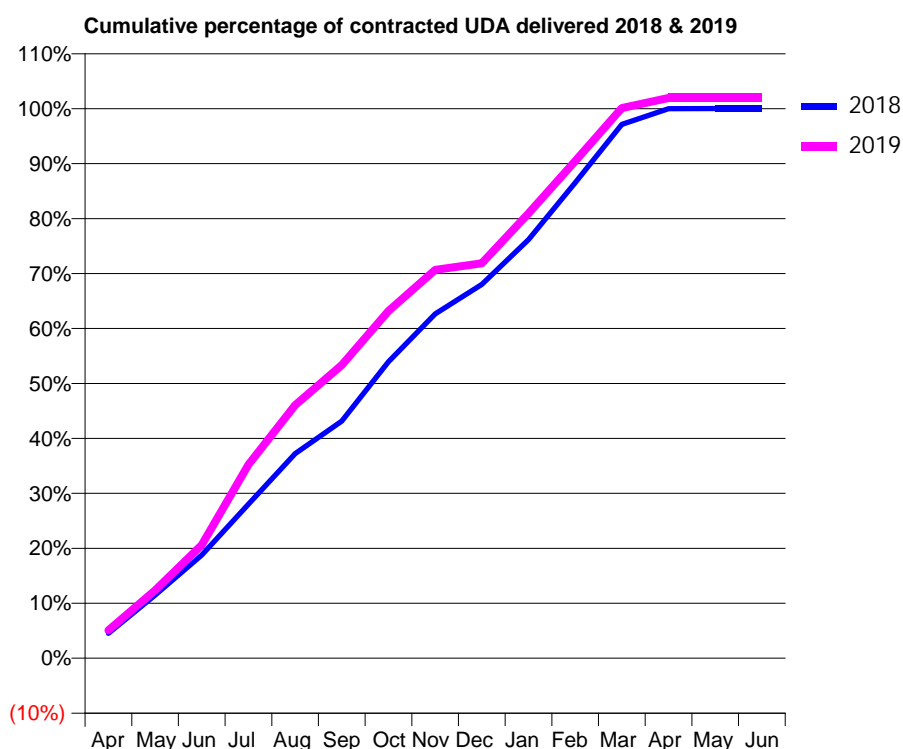
18/19 Contracted general activity (UDA)	5,212
Carry forward general activity (UDA)	-1
18/19 Contracted orthodontic activity (UOA)	0
Carry forward orthodontic activity (UOA)	0
Baseline contract value	£145,570.41

ACCESS*

Patients seen in 24 months	Total	Change since previous quarter
Quarter ending March 2018	2,316	
Quarter ending June 2018	2,321	→
Quarter ending September 2018	2,370	↑
Quarter ending December 2018	2,239	↓
Quarter ending March 2019	2,266	→
Variance since March 2018	(2.2%)	↓



ACTIVITY



Month	2018	2019
April	236	266
May	599	645
June	978	1,074
July	1,462	1,836
August	1,941	2,401
September	2,250	2,781
October	2,812	3,293
November	3,267	3,684
December	3,544	3,746
January	3,969	4,218
February	4,509	4,716
March	5,063	5,218
April	5,212	5,312
May	5,213	5,313
June	5,213	5,313

QUALITY

	Quantity	Base Number	Contract	AT	Region	England
% of FP17s for the same patient ID Re-attending within 3 months - Children	39	706	5.5%	10.7%	11.9%	11.8%
% of FP17s for the same patient ID Re-attending within 3 months - Adults	110	1,437	7.7%	16.1%	16.9%	15.7%
% of FP17s for the same patient ID Re-attending between 3 & 9 months - Children	246	706	34.8%	45.1%	48.9%	58.9%
% of FP17s for the same patient ID Re-attending between 3 & 9 months - Adults	435	1,437	30.3%	36.9%	38.9%	50.8%
% of FP17s for Band 1 Urgent Courses	198	2,119	9.3%	10.9%	10.7%	9.1%
% of FP17s Relating to Free Repair or Replacements	1	2,119	0.0%	0.5%	0.5%	0.8%
% of FP17s Relating to Continuations	3	2,119	0.1%	0.7%	0.7%	0.9%
% of Patients satisfied with the dentistry they have received	0	0	N/A	89.9%	89.1%	92.5%
% of Patients satisfied with the time they had to wait for an appointment	0	0	N/A	79.6%	83.1%	87.0%

* This is based on patients treated on this contract for their most recent course of treatment.

Figures in italics indicate the base number of FP17s or Patient Questionnaire responses are less than 100. N/A is shown where the base number of responses is less than 10 during the period. % is calculated as Quantity/Base number*100

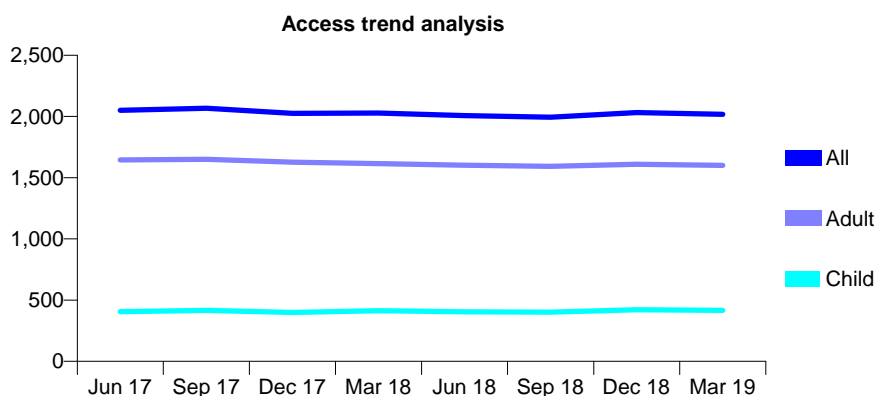
Q61 - Vital Signs At a Glance Contract Report for 729914/0001 - Year end March 2019

Name or company name	MR ML EVANS
Contract type name	GDS Contract
Purpose of contract	General
Contract start date	01/04/2006
Contract end date	

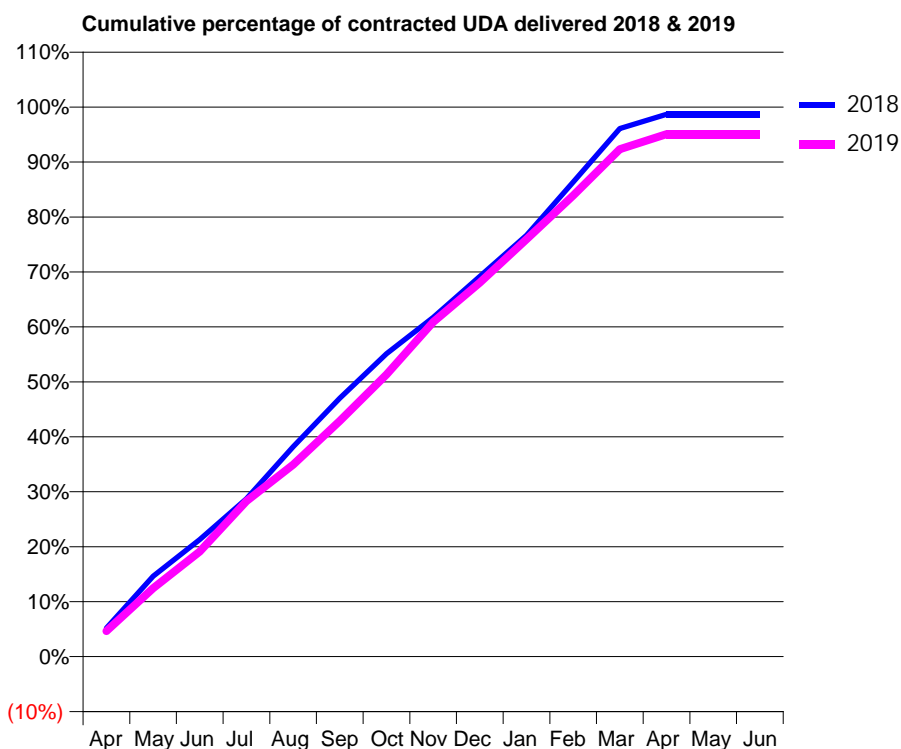
18/19 Contracted general activity (UDA)	7,180
Carry forward general activity (UDA)	94
18/19 Contracted orthodontic activity (UOA)	0
Carry forward orthodontic activity (UOA)	0
Baseline contract value	£244,672.48

ACCESS*

Patients seen in 24 months	Total	Change since previous quarter
Quarter ending March 2018	2,028	
Quarter ending June 2018	2,007	↓
Quarter ending September 2018	1,994	→
Quarter ending December 2018	2,032	→
Quarter ending March 2019	2,018	→
Variance since March 2018	(0.5%)	→



ACTIVITY



Month	Adjusted Scheduled Activity (UDA)	
	2018	2019
April	373	334
May	1,052	894
June	1,529	1,373
July	2,063	2,033
August	2,744	2,508
September	3,376	3,080
October	3,957	3,686
November	4,431	4,370
December	4,966	4,886
January	5,505	5,452
February	6,201	6,024
March	6,899	6,628
April	7,086	6,825
May	7,086	6,825
June	7,086	6,825

QUALITY

	Quantity	Base Number	Contract	AT	Region	England
% of FP17s for the same patient ID Re-attending within 3 months - Children	26	453	5.7%	10.7%	11.9%	11.8%
% of FP17s for the same patient ID Re-attending within 3 months - Adults	437	1,891	23.1%	16.1%	16.9%	15.7%
% of FP17s for the same patient ID Re-attending between 3 & 9 months - Children	166	453	36.6%	45.1%	48.9%	58.9%
% of FP17s for the same patient ID Re-attending between 3 & 9 months - Adults	688	1,891	36.4%	36.9%	38.9%	50.8%
% of FP17s for Band 1 Urgent Courses	0	2,350	0.0%	10.9%	10.7%	9.1%
% of FP17s Relating to Free Repair or Replacements	0	2,350	0.0%	0.5%	0.5%	0.8%
% of FP17s Relating to Continuations	292	2,350	12.4%	0.7%	0.7%	0.9%
% of Patients satisfied with the dentistry they have received	0	0	N/A	89.9%	89.1%	92.5%
% of Patients satisfied with the time they had to wait for an appointment	0	0	N/A	79.6%	83.1%	87.0%

* This is based on patients treated on this contract for their most recent course of treatment. Figures in italics indicate the base number of FP17s or Patient Questionnaire responses are less than 100. N/A is shown where the base number of responses is less than 10 during the period. % is calculated as Quantity/Base number*100

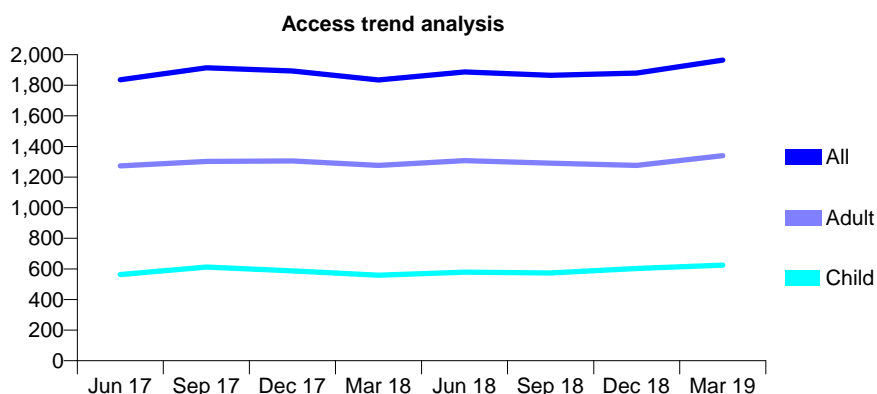
Q61 - Vital Signs At a Glance Contract Report for 730726/0001 - Year end March 2019

Name or company name	Family Dental Care
Contract type name	GDS Contract
Purpose of contract	General
Contract start date	01/04/2006
Contract end date	

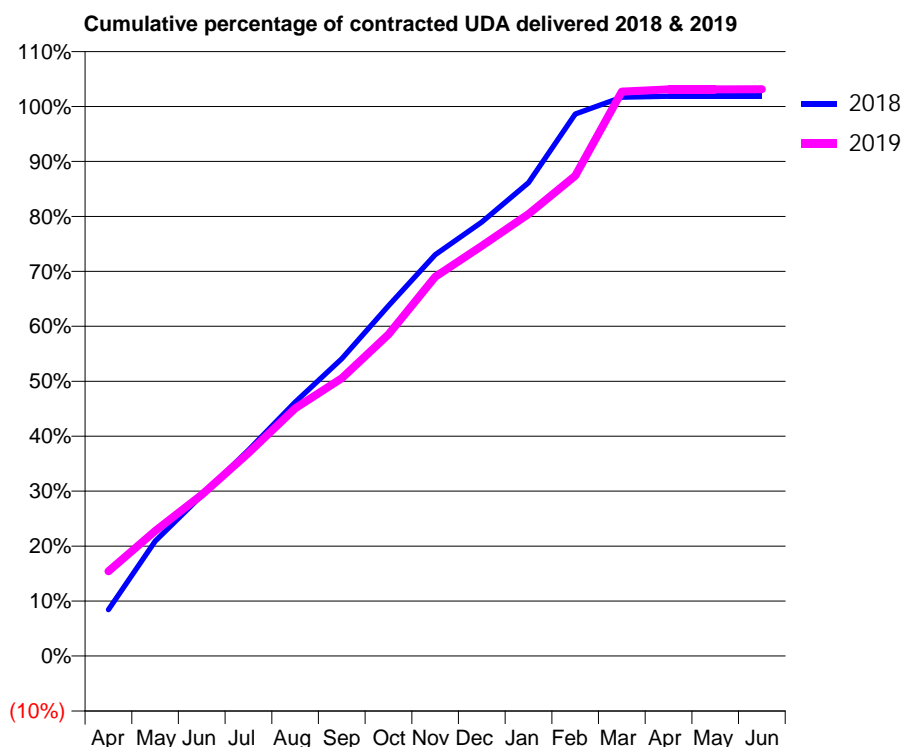
18/19 Contracted general activity (UDA)	5,150
Carry forward general activity (UDA)	-95
18/19 Contracted orthodontic activity (UOA)	0
Carry forward orthodontic activity (UOA)	0
Baseline contract value	£192,786.82

ACCESS*

Patients seen in 24 months	Total	Change since previous quarter
Quarter ending March 2018	1,835	
Quarter ending June 2018	1,887	↑
Quarter ending September 2018	1,865	↓
Quarter ending December 2018	1,879	→
Quarter ending March 2019	1,965	↑
Variance since March 2018	7.1%	↑



ACTIVITY



Month	Adjusted Scheduled Activity (UDA)	
	2018	2019
April	434	794
May	1,077	1,172
June	1,505	1,512
July	1,929	1,903
August	2,379	2,321
September	2,786	2,602
October	3,282	3,014
November	3,761	3,553
December	4,066	3,843
January	4,437	4,143
February	5,078	4,500
March	5,235	5,288
April	5,245	5,309
May	5,245	5,309
June	5,245	5,310

QUALITY

	Quantity	Base Number	Contract	AT	Region	England
% of FP17s for the same patient ID Re-attending within 3 months - Children	36	661	5.4%	10.7%	11.9%	11.8%
% of FP17s for the same patient ID Re-attending within 3 months - Adults	132	1,329	9.9%	16.1%	16.9%	15.7%
% of FP17s for the same patient ID Re-attending between 3 & 9 months - Children	199	661	30.1%	45.1%	48.9%	58.9%
% of FP17s for the same patient ID Re-attending between 3 & 9 months - Adults	291	1,329	21.9%	36.9%	38.9%	50.8%
% of FP17s for Band 1 Urgent Courses	237	1,988	11.9%	10.9%	10.7%	9.1%
% of FP17s Relating to Free Repair or Replacements	8	1,988	0.4%	0.5%	0.5%	0.8%
% of FP17s Relating to Continuations	4	1,988	0.2%	0.7%	0.7%	0.9%
% of Patients satisfied with the dentistry they have received	0	0	N/A	89.9%	89.1%	92.5%
% of Patients satisfied with the time they had to wait for an appointment	0	0	N/A	79.6%	83.1%	87.0%

* This is based on patients treated on this contract for their most recent course of treatment. Figures in italics indicate the base number of FP17s or Patient Questionnaire responses are less than 100. N/A is shown where the base number of responses is less than 10 during the period. % is calculated as Quantity/Base number*100

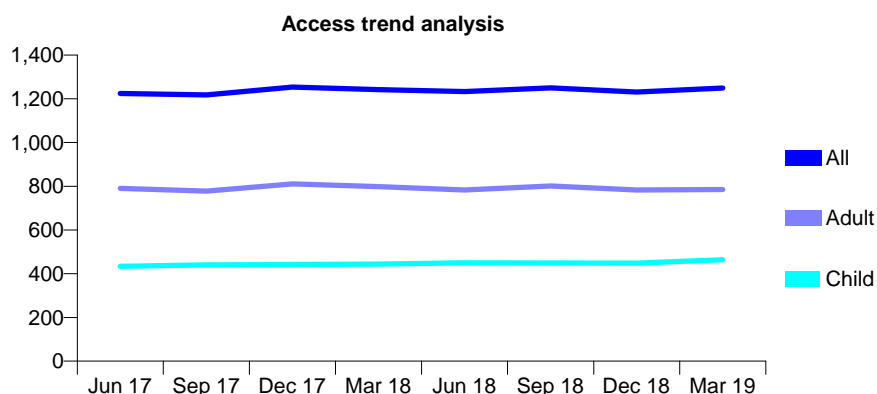
Q61 - Vital Signs At a Glance Contract Report for 731129/0001 - Year end March 2019

Name or company name	MR AZ MALIK
Contract type name	GDS Contract
Purpose of contract	General
Contract start date	01/04/2006
Contract end date	

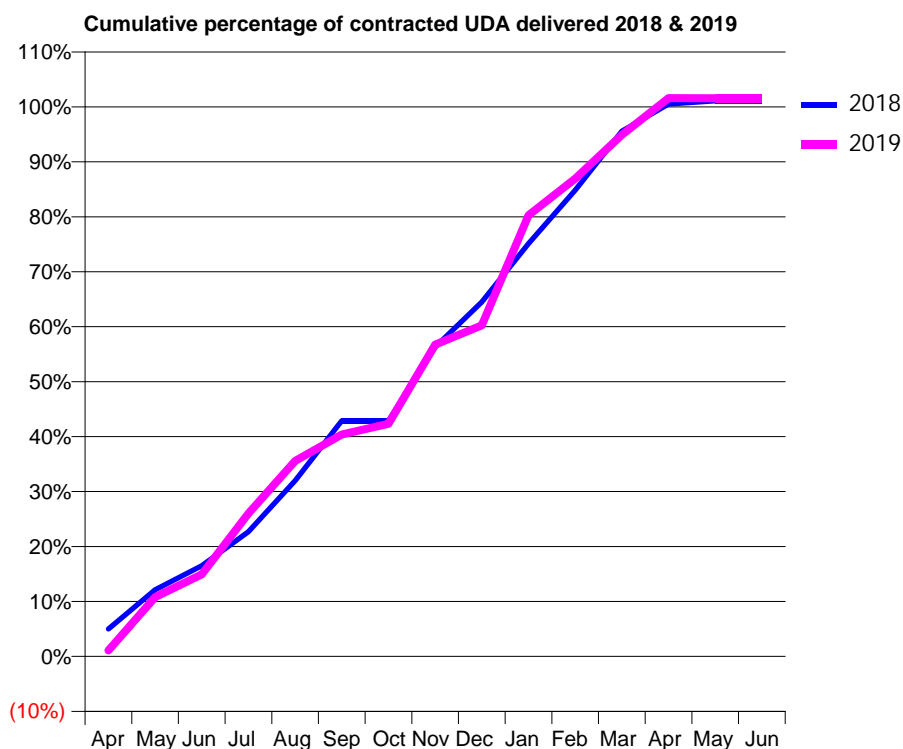
18/19 Contracted general activity (UDA)	3,500
Carry forward general activity (UDA)	-39
18/19 Contracted orthodontic activity (UOA)	0
Carry forward orthodontic activity (UOA)	0
Baseline contract value	£85,598.06

ACCESS*

Patients seen in 24 months	Total	Change since previous quarter
Quarter ending March 2018	1,242	
Quarter ending June 2018	1,233	→
Quarter ending September 2018	1,250	→
Quarter ending December 2018	1,231	↓
Quarter ending March 2019	1,249	→
Variance since March 2018	0.6%	→



ACTIVITY



Month	Adjusted Scheduled Activity (UDA)	
	2018	2019
April	175	39
May	425	377
June	577	523
July	794	911
August	1,120	1,245
September	1,502	1,414
October	1,502	1,482
November	1,971	1,986
December	2,257	2,109
January	2,629	2,810
February	2,970	3,043
March	3,344	3,321
April	3,518	3,556
May	3,538	3,555
June	3,539	3,555

QUALITY

	Quantity	Base Number	Contract	AT	Region	England
% of FP17s for the same patient ID Re-attending within 3 months - Children	48	758	6.3%	10.7%	11.9%	11.8%
% of FP17s for the same patient ID Re-attending within 3 months - Adults	172	932	18.5%	16.1%	16.9%	15.7%
% of FP17s for the same patient ID Re-attending between 3 & 9 months - Children	518	758	68.3%	45.1%	48.9%	58.9%
% of FP17s for the same patient ID Re-attending between 3 & 9 months - Adults	384	932	41.2%	36.9%	38.9%	50.8%
% of FP17s for Band 1 Urgent Courses	186	1,707	10.9%	10.9%	10.7%	9.1%
% of FP17s Relating to Free Repair or Replacements	16	1,707	0.9%	0.5%	0.5%	0.8%
% of FP17s Relating to Continuations	0	1,707	0.0%	0.7%	0.7%	0.9%
% of Patients satisfied with the dentistry they have received	1	1	N/A	89.9%	89.1%	92.5%
% of Patients satisfied with the time they had to wait for an appointment	1	1	N/A	79.6%	83.1%	87.0%

* This is based on patients treated on this contract for their most recent course of treatment. Figures in italics indicate the base number of FP17s or Patient Questionnaire responses are less than 100. N/A is shown where the base number of responses is less than 10 during the period. % is calculated as Quantity/Base number*100

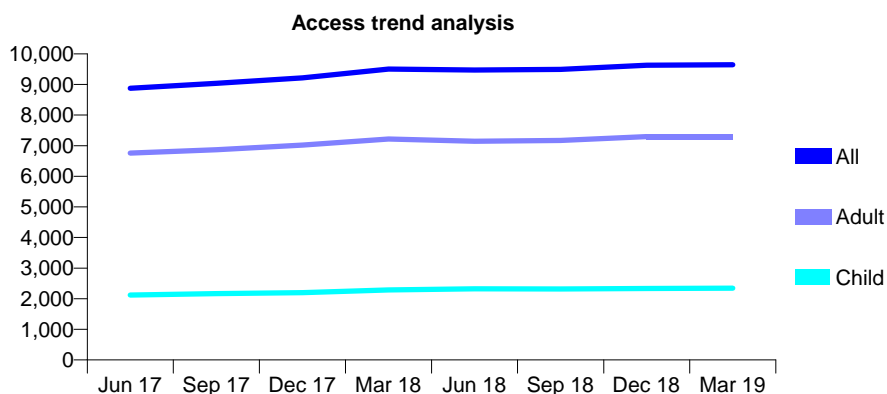
Q61 - Vital Signs At a Glance Contract Report for 731285/0001 - Year end March 2019

Name or company name	Nisha Majeveda
Contract type name	GDS Contract
Purpose of contract	General
Contract start date	01/04/2006
Contract end date	

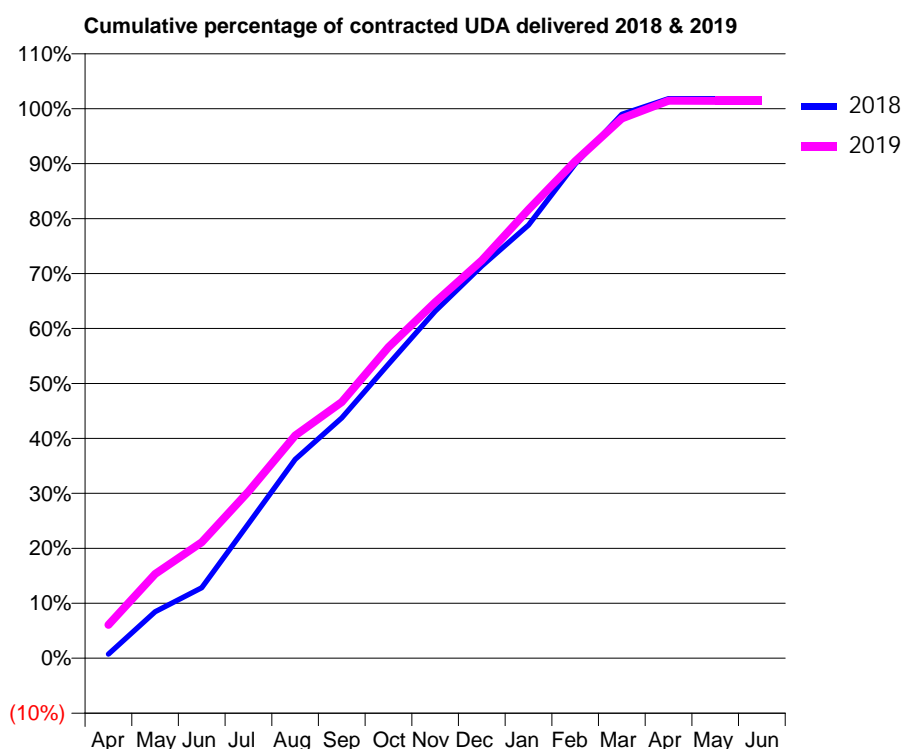
18/19 Contracted general activity (UDA)	23,933
Carry forward general activity (UDA)	-441
18/19 Contracted orthodontic activity (UOA)	0
Carry forward orthodontic activity (UOA)	0
Baseline contract value	£824,963.86

ACCESS*

Patients seen in 24 months	Total	Change since previous quarter
Quarter ending March 2018	9,506	
Quarter ending June 2018	9,469	→
Quarter ending September 2018	9,492	→
Quarter ending December 2018	9,627	→
Quarter ending March 2019	9,643	→
Variance since March 2018	1.4%	→



ACTIVITY



Month	2018	2019
April	177	1,453
May	2,023	3,674
June	3,069	5,047
July	5,860	7,262
August	8,661	9,695
September	10,466	11,154
October	12,811	13,548
November	15,113	15,505
December	17,077	17,321
January	18,859	19,538
February	21,524	21,640
March	23,686	23,505
April	24,367	24,278
May	24,373	24,275
June	24,374	24,275

QUALITY

	Quantity	Base Number	Contract	AT	Region	England
% of FP17s for the same patient ID Re-attending within 3 months - Children	161	2,593	6.2%	10.7%	11.9%	11.8%
% of FP17s for the same patient ID Re-attending within 3 months - Adults	1,242	8,518	14.6%	16.1%	16.9%	15.7%
% of FP17s for the same patient ID Re-attending between 3 & 9 months - Children	1,113	2,593	42.9%	45.1%	48.9%	58.9%
% of FP17s for the same patient ID Re-attending between 3 & 9 months - Adults	3,542	8,518	41.6%	36.9%	38.9%	50.8%
% of FP17s for Band 1 Urgent Courses	814	11,119	7.3%	10.9%	10.7%	9.1%
% of FP17s Relating to Free Repair or Replacements	151	11,119	1.4%	0.5%	0.5%	0.8%
% of FP17s Relating to Continuations	104	11,119	0.9%	0.7%	0.7%	0.9%
% of Patients satisfied with the dentistry they have received	0	0	N/A	89.9%	89.1%	92.5%
% of Patients satisfied with the time they had to wait for an appointment	0	0	N/A	79.6%	83.1%	87.0%

* This is based on patients treated on this contract for their most recent course of treatment.

Figures in italics indicate the base number of FP17s or Patient Questionnaire responses are less than 100. N/A is shown where the base number of responses is less than 10 during the period. % is calculated as Quantity/Base number*100

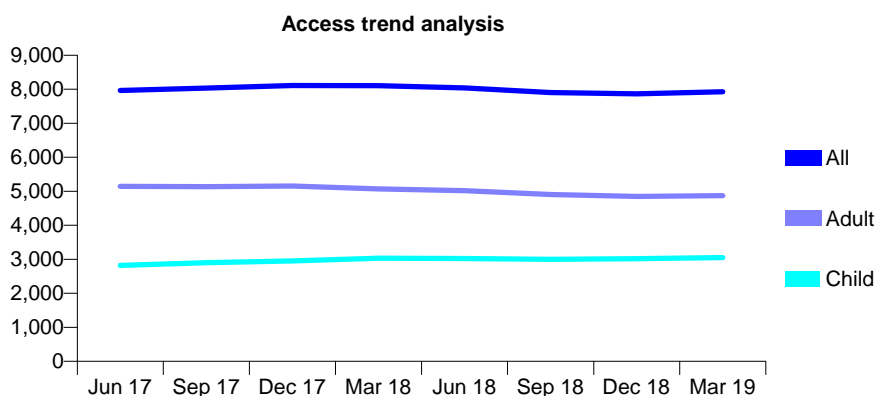
Q61 - Vital Signs At a Glance Contract Report for 733180/0001 - Year end March 2019

Name or company name	MR P PATEL
Contract type name	GDS Contract
Purpose of contract	General
Contract start date	01/04/2006
Contract end date	

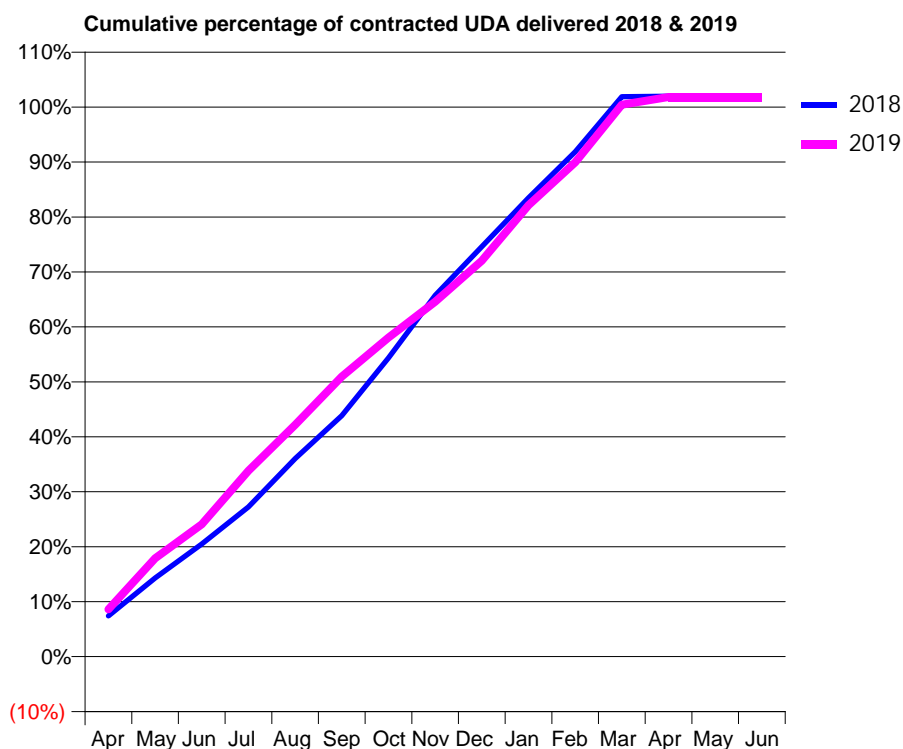
18/19 Contracted general activity (UDA)	20,204
Carry forward general activity (UDA)	-403
18/19 Contracted orthodontic activity (UOA)	0
Carry forward orthodontic activity (UOA)	0
Baseline contract value	£611,189.72

ACCESS*

Patients seen in 24 months	Total	Change since previous quarter
Quarter ending March 2018	8,108	
Quarter ending June 2018	8,042	→
Quarter ending September 2018	7,903	↓
Quarter ending December 2018	7,866	→
Quarter ending March 2019	7,927	→
Variance since March 2018	(2.2%)	↓



ACTIVITY



Month	Adjusted Scheduled Activity (UDA)	
	2018	2019
April	1,499	1,739
May	2,890	3,614
June	4,143	4,859
July	5,502	6,831
August	7,283	8,526
September	8,856	10,292
October	10,981	11,728
November	13,283	13,048
December	15,070	14,556
January	16,865	16,593
February	18,558	18,175
March	20,584	20,290
April	20,607	20,572
May	20,607	20,572
June	20,607	20,572

QUALITY

	Quantity	Base Number	Contract	AT	Region	England
% of FP17s for the same patient ID Re-attending within 3 months - Children	383	3,543	10.8%	10.7%	11.9%	11.8%
% of FP17s for the same patient ID Re-attending within 3 months - Adults	885	5,043	17.5%	16.1%	16.9%	15.7%
% of FP17s for the same patient ID Re-attending between 3 & 9 months - Children	1,467	3,543	41.4%	45.1%	48.9%	58.9%
% of FP17s for the same patient ID Re-attending between 3 & 9 months - Adults	1,794	5,043	35.6%	36.9%	38.9%	50.8%
% of FP17s for Band 1 Urgent Courses	1,182	8,272	14.3%	10.9%	10.7%	9.1%
% of FP17s Relating to Free Repair or Replacements	11	8,272	0.1%	0.5%	0.5%	0.8%
% of FP17s Relating to Continuations	95	8,272	1.1%	0.7%	0.7%	0.9%
% of Patients satisfied with the dentistry they have received	3	4	N/A	89.9%	89.1%	92.5%
% of Patients satisfied with the time they had to wait for an appointment	2	4	N/A	79.6%	83.1%	87.0%

* This is based on patients treated on this contract for their most recent course of treatment. Figures in italics indicate the base number of FP17s or Patient Questionnaire responses are less than 100. N/A is shown where the base number of responses is less than 10 during the period. % is calculated as Quantity/Base number*100

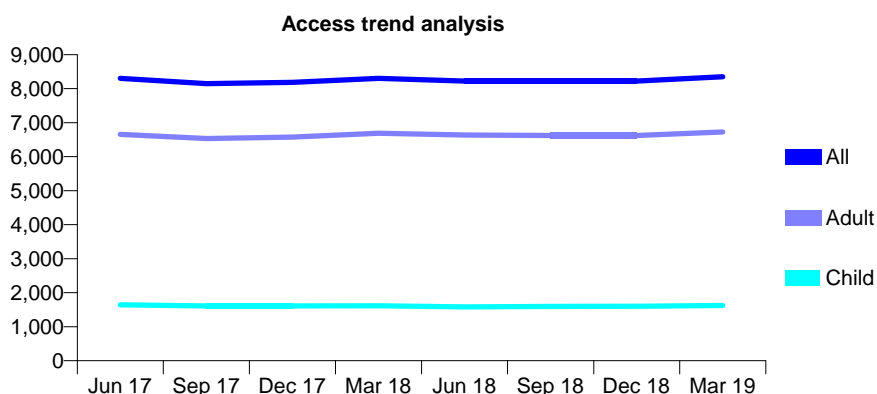
Q61 - Vital Signs At a Glance Contract Report for 733202/0001 - Year end March 2019

Name or company name	MR CM GAUNT
Contract type name	GDS Contract
Purpose of contract	General
Contract start date	01/04/2006
Contract end date	

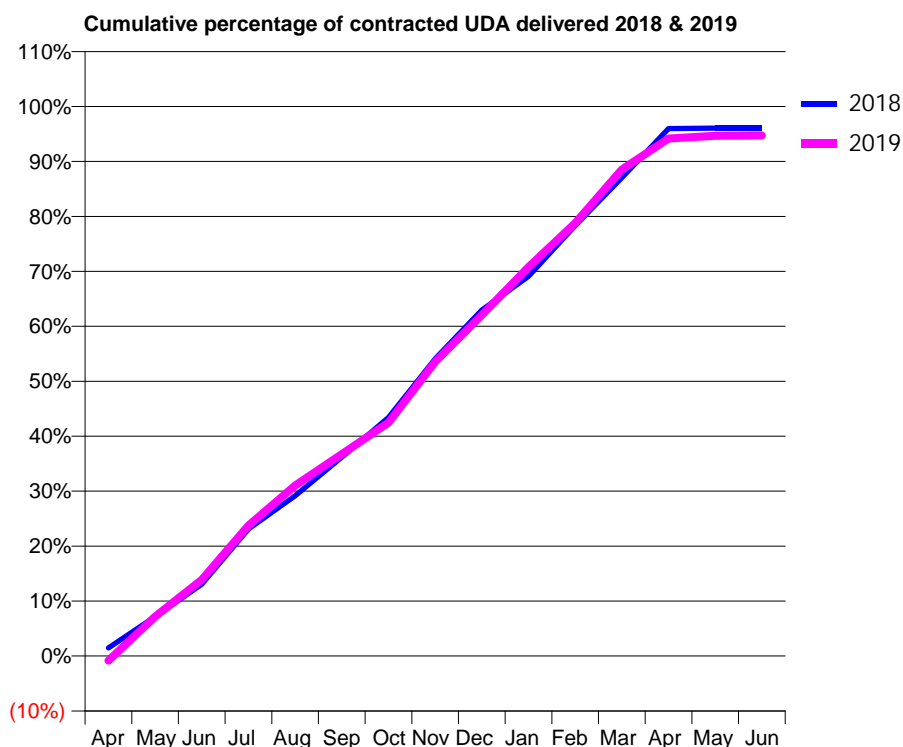
18/19 Contracted general activity (UDA)	24,083
Carry forward general activity (UDA)	948
18/19 Contracted orthodontic activity (UOA)	0
Carry forward orthodontic activity (UOA)	0
Baseline contract value	£701,935.76

ACCESS*

Patients seen in 24 months	Total	Change since previous quarter
Quarter ending March 2018	8,303	
Quarter ending June 2018	8,220	→
Quarter ending September 2018	8,224	→
Quarter ending December 2018	8,223	→
Quarter ending March 2019	8,352	→
Variance since March 2018	0.6%	→



ACTIVITY



Month	Adjusted Scheduled Activity (UDA)	
	2018	2019
April	354	-199
May	1,735	1,724
June	3,147	3,344
July	5,565	5,717
August	7,030	7,470
September	8,719	8,848
October	10,453	10,228
November	13,032	12,895
December	15,158	14,942
January	16,643	17,046
February	18,864	18,975
March	20,963	21,317
April	23,114	22,680
May	23,135	22,794
June	23,135	22,810

QUALITY

	Quantity	Base Number	Contract	AT	Region	England
% of FP17s for the same patient ID Re-attending within 3 months - Children	114	2,193	5.2%	10.7%	11.9%	11.8%
% of FP17s for the same patient ID Re-attending within 3 months - Adults	1,538	9,033	17.0%	16.1%	16.9%	15.7%
% of FP17s for the same patient ID Re-attending between 3 & 9 months - Children	1,105	2,193	50.4%	45.1%	48.9%	58.9%
% of FP17s for the same patient ID Re-attending between 3 & 9 months - Adults	4,157	9,033	46.0%	36.9%	38.9%	50.8%
% of FP17s for Band 1 Urgent Courses	1,429	11,019	13.0%	10.9%	10.7%	9.1%
% of FP17s Relating to Free Repair or Replacements	35	11,019	0.3%	0.5%	0.5%	0.8%
% of FP17s Relating to Continuations	175	11,019	1.6%	0.7%	0.7%	0.9%
% of Patients satisfied with the dentistry they have received	1	1	N/A	89.9%	89.1%	92.5%
% of Patients satisfied with the time they had to wait for an appointment	1	1	N/A	79.6%	83.1%	87.0%

* This is based on patients treated on this contract for their most recent course of treatment. Figures in italics indicate the base number of FP17s or Patient Questionnaire responses are less than 100. N/A is shown where the base number of responses is less than 10 during the period. % is calculated as Quantity/Base number*100

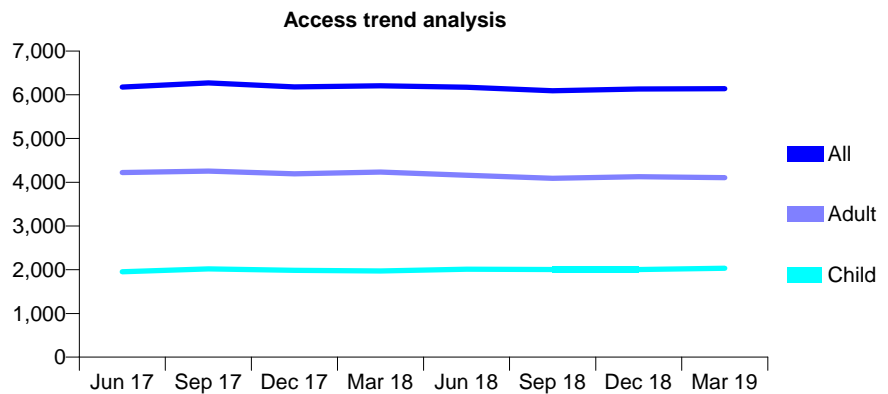
Q61 - Vital Signs At a Glance Contract Report for 733245/0001 - Year end March 2019

Name or company name	MR AM BOOKEY
Contract type name	GDS Contract
Purpose of contract	General
Contract start date	01/04/2006
Contract end date	

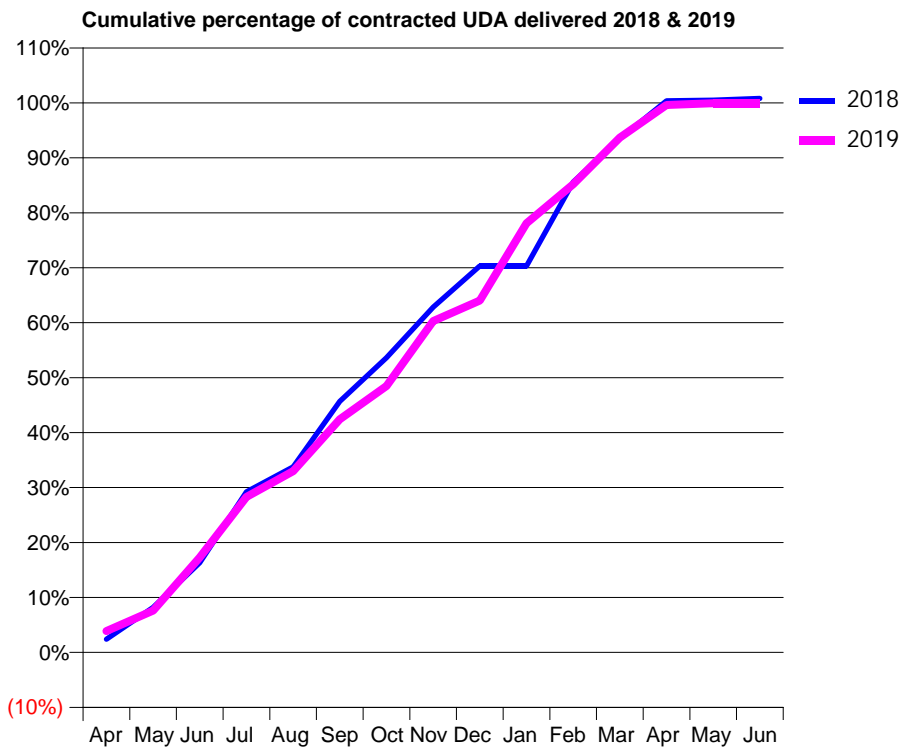
18/19 Contracted general activity (UDA)	13,493
Carry forward general activity (UDA)	-109
18/19 Contracted orthodontic activity (UOA)	0
Carry forward orthodontic activity (UOA)	0
Baseline contract value	£317,285.88

ACCESS*

Patients seen in 24 months	Total	Change since previous quarter
Quarter ending March 2018	6,205	
Quarter ending June 2018	6,173	→
Quarter ending September 2018	6,094	↓
Quarter ending December 2018	6,131	→
Quarter ending March 2019	6,137	→
Variance since March 2018	(1.1%)	↓



ACTIVITY



Month	Adjusted Scheduled Activity (UDA)	
	2018	2019
April	325	527
May	1,105	1,031
June	2,202	2,332
July	3,945	3,815
August	4,556	4,452
September	6,162	5,722
October	7,235	6,542
November	8,480	8,135
December	9,487	8,640
January	9,487	10,535
February	11,549	11,495
March	12,613	12,640
April	13,543	13,439
May	13,557	13,483
June	13,602	13,485

QUALITY

	Quantity	Base Number	Contract	AT	Region	England
% of FP17s for the same patient ID Re-attending within 3 months - Children	175	2,677	6.5%	10.7%	11.9%	11.8%
% of FP17s for the same patient ID Re-attending within 3 months - Adults	510	4,409	11.6%	16.1%	16.9%	15.7%
% of FP17s for the same patient ID Re-attending between 3 & 9 months - Children	1,387	2,677	51.8%	45.1%	48.9%	58.9%
% of FP17s for the same patient ID Re-attending between 3 & 9 months - Adults	1,605	4,409	36.4%	36.9%	38.9%	50.8%
% of FP17s for Band 1 Urgent Courses	742	6,988	10.6%	10.9%	10.7%	9.1%
% of FP17s Relating to Free Repair or Replacements	14	6,988	0.2%	0.5%	0.5%	0.8%
% of FP17s Relating to Continuations	21	6,988	0.3%	0.7%	0.7%	0.9%
% of Patients satisfied with the dentistry they have received	3	3	N/A	89.9%	89.1%	92.5%
% of Patients satisfied with the time they had to wait for an appointment	2	3	N/A	79.6%	83.1%	87.0%

* This is based on patients treated on this contract for their most recent course of treatment. Figures in italics indicate the base number of FP17s or Patient Questionnaire responses are less than 100. N/A is shown where the base number of responses is less than 10 during the period. % is calculated as Quantity/Base number*100

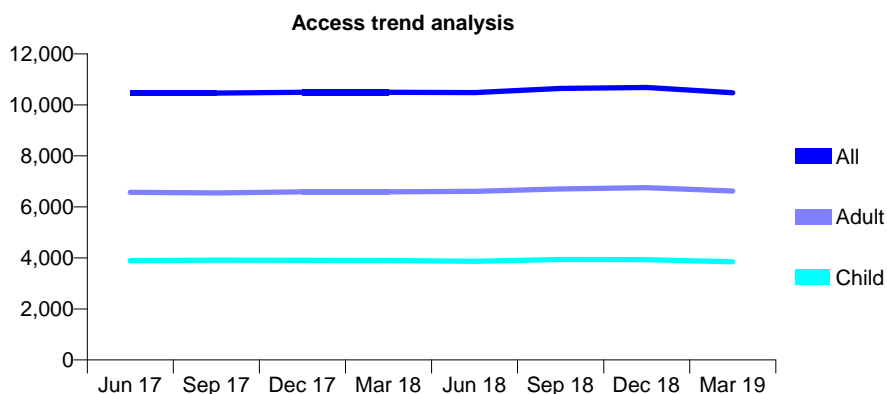
Q61 - Vital Signs At a Glance Contract Report for 738166/0001 - Year end March 2019

Name or company name	Ponders End Dentistry Limited
Contract type name	GDS Contract
Purpose of contract	General
Contract start date	01/04/2006
Contract end date	

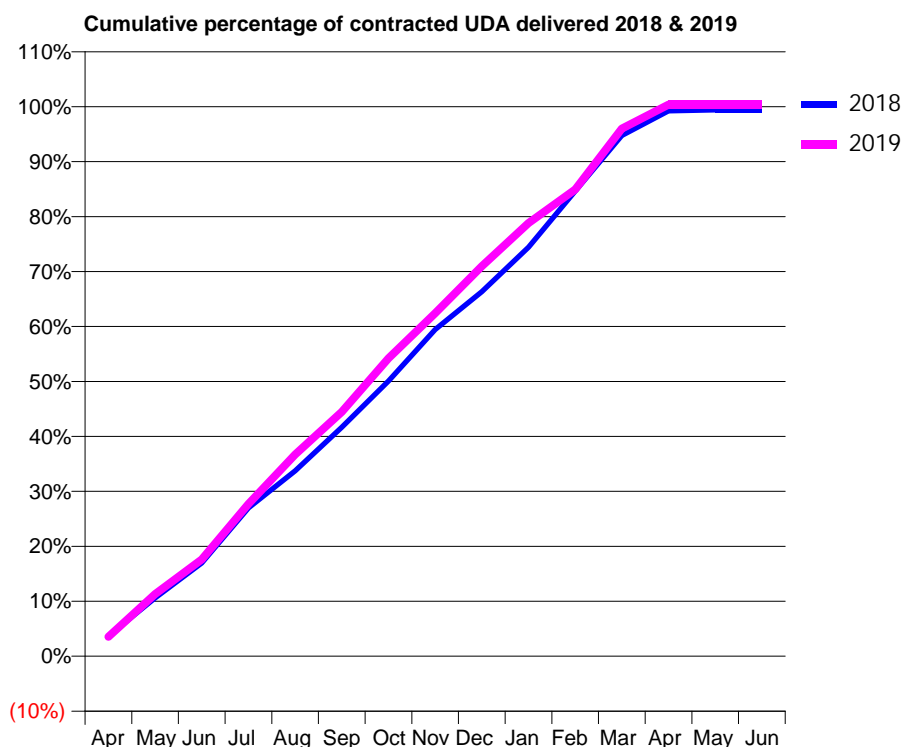
18/19 Contracted general activity (UDA)	26,571
Carry forward general activity (UDA)	159
18/19 Contracted orthodontic activity (UOA)	0
Carry forward orthodontic activity (UOA)	0
Baseline contract value	£689,798.20

ACCESS*

Patients seen in 24 months	Total	Change since previous quarter
Quarter ending March 2018	10,489	
Quarter ending June 2018	10,481	→
Quarter ending September 2018	10,643	→
Quarter ending December 2018	10,679	→
Quarter ending March 2019	10,475	↓
Variance since March 2018	(0.1%)	→



ACTIVITY



Month	Adjusted Scheduled Activity (UDA)	
	2018	2019
April	973	942
May	2,824	3,009
June	4,513	4,680
July	7,167	7,362
August	8,968	9,751
September	11,066	11,808
October	13,303	14,398
November	15,798	16,588
December	17,629	18,848
January	19,772	20,942
February	22,494	22,571
March	25,173	25,512
April	26,367	26,666
May	26,415	26,670
June	26,412	26,673

QUALITY

	Quantity	Base Number	Contract	AT	Region	England
% of FP17s for the same patient ID Re-attending within 3 months - Children	275	4,492	6.1%	10.7%	11.9%	11.8%
% of FP17s for the same patient ID Re-attending within 3 months - Adults	868	6,529	13.3%	16.1%	16.9%	15.7%
% of FP17s for the same patient ID Re-attending between 3 & 9 months - Children	2,003	4,492	44.6%	45.1%	48.9%	58.9%
% of FP17s for the same patient ID Re-attending between 3 & 9 months - Adults	2,184	6,529	33.5%	36.9%	38.9%	50.8%
% of FP17s for Band 1 Urgent Courses	1,180	10,979	10.7%	10.9%	10.7%	9.1%
% of FP17s Relating to Free Repair or Replacements	73	10,979	0.7%	0.5%	0.5%	0.8%
% of FP17s Relating to Continuations	45	10,979	0.4%	0.7%	0.7%	0.9%
% of Patients satisfied with the dentistry they have received	2	2	N/A	89.9%	89.1%	92.5%
% of Patients satisfied with the time they had to wait for an appointment	1	2	N/A	79.6%	83.1%	87.0%

* This is based on patients treated on this contract for their most recent course of treatment.

Figures in italics indicate the base number of FP17s or Patient Questionnaire responses are less than 100. N/A is shown where the base number of responses is less than 10 during the period. % is calculated as Quantity/Base number*100

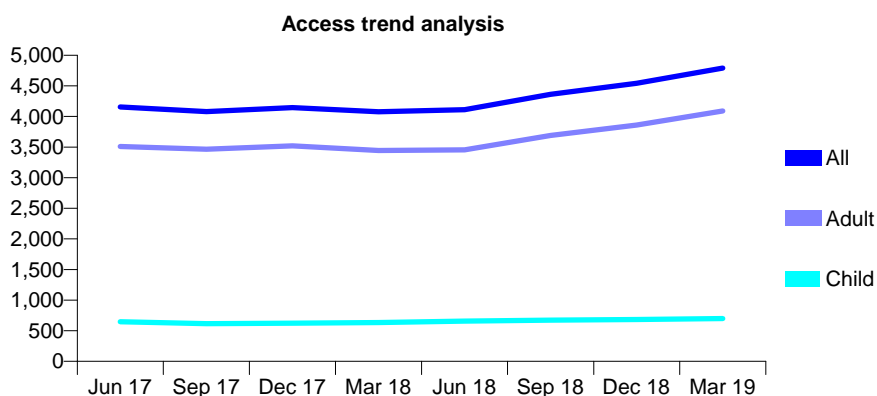
Q61 - Vital Signs At a Glance Contract Report for 741906/0001 - Year end March 2019

Name or company name	MR DL LEVENSTEIN
Contract type name	GDS Contract
Purpose of contract	General
Contract start date	01/04/2006
Contract end date	

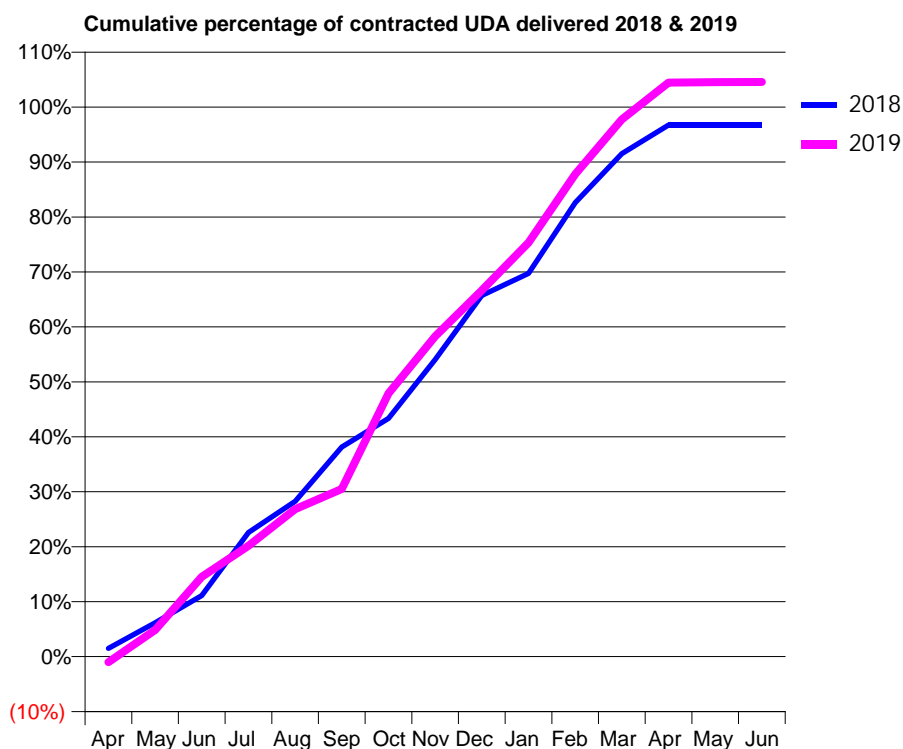
18/19 Contracted general activity (UDA)	11,978
Carry forward general activity (UDA)	393
18/19 Contracted orthodontic activity (UOA)	0
Carry forward orthodontic activity (UOA)	0
Baseline contract value	£342,600.63

ACCESS*

Patients seen in 24 months	Total	Change since previous quarter
Quarter ending March 2018	4,078	
Quarter ending June 2018	4,112	→
Quarter ending September 2018	4,362	↑
Quarter ending December 2018	4,544	↑
Quarter ending March 2019	4,791	↑
Variance since March 2018	17.5%	↑



ACTIVITY



Month	Adjusted Scheduled Activity (UDA)	
	2018	2019
April	183	-124
May	741	582
June	1,333	1,741
July	2,704	2,416
August	3,386	3,214
September	4,569	3,656
October	5,193	5,738
November	6,476	6,982
December	7,874	7,982
January	8,351	9,025
February	9,897	10,515
March	10,963	11,706
April	11,585	12,509
May	11,585	12,521
June	11,585	12,524

QUALITY

	Quantity	Base Number	Contract	AT	Region	England
% of FP17s for the same patient ID Re-attending within 3 months - Children	61	876	7.0%	10.7%	11.9%	11.8%
% of FP17s for the same patient ID Re-attending within 3 months - Adults	484	4,785	10.1%	16.1%	16.9%	15.7%
% of FP17s for the same patient ID Re-attending between 3 & 9 months - Children	391	876	44.6%	45.1%	48.9%	58.9%
% of FP17s for the same patient ID Re-attending between 3 & 9 months - Adults	1,918	4,785	40.1%	36.9%	38.9%	50.8%
% of FP17s for Band 1 Urgent Courses	568	5,807	9.8%	10.9%	10.7%	9.1%
% of FP17s Relating to Free Repair or Replacements	24	5,807	0.4%	0.5%	0.5%	0.8%
% of FP17s Relating to Continuations	5	5,807	0.1%	0.7%	0.7%	0.9%
% of Patients satisfied with the dentistry they have received	2	2	N/A	89.9%	89.1%	92.5%
% of Patients satisfied with the time they had to wait for an appointment	2	2	N/A	79.6%	83.1%	87.0%

* This is based on patients treated on this contract for their most recent course of treatment. Figures in italics indicate the base number of FP17s or Patient Questionnaire responses are less than 100. N/A is shown where the base number of responses is less than 10 during the period. % is calculated as Quantity/Base number*100

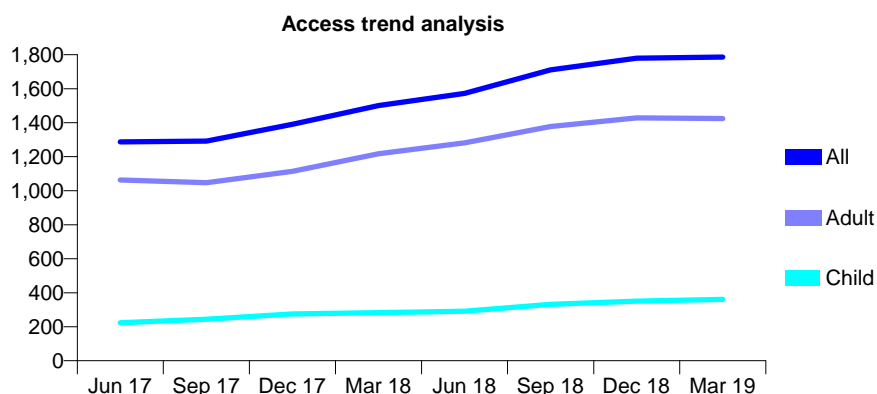
Q61 - Vital Signs At a Glance Contract Report for 742295/0001 - Year end March 2019

Name or company name	Family Dental Care
Contract type name	GDS Contract
Purpose of contract	General
Contract start date	01/04/2006
Contract end date	

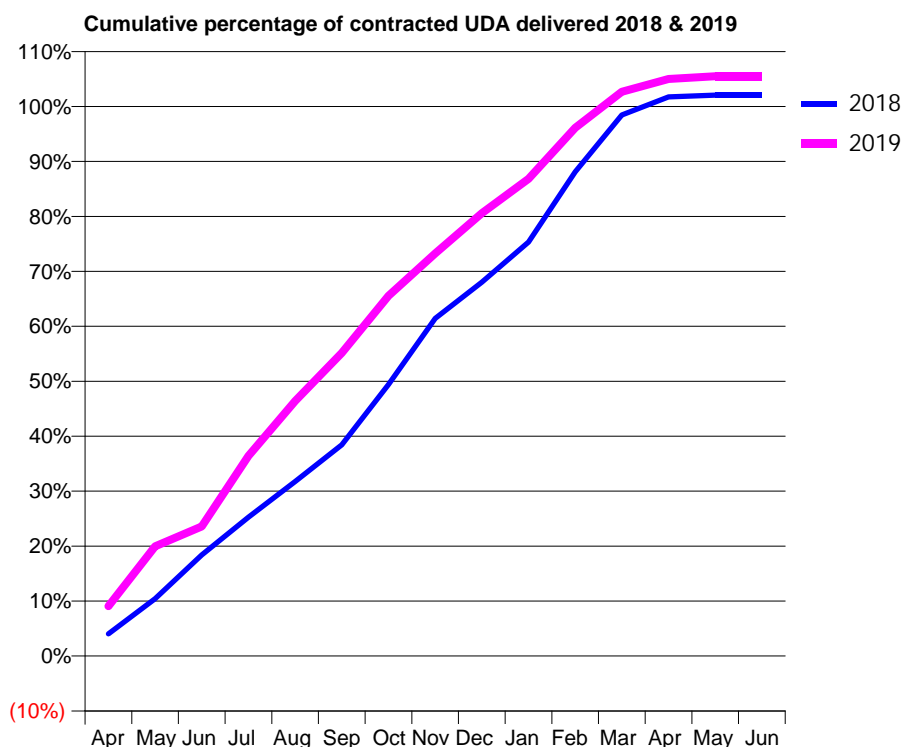
18/19 Contracted general activity (UDA)	5,308
Carry forward general activity (UDA)	-106
18/19 Contracted orthodontic activity (UOA)	0
Carry forward orthodontic activity (UOA)	0
Baseline contract value	£188,783.78

ACCESS*

Patients seen in 24 months	Total	Change since previous quarter
Quarter ending March 2018	1,501	
Quarter ending June 2018	1,572	↑
Quarter ending September 2018	1,710	↑
Quarter ending December 2018	1,779	↑
Quarter ending March 2019	1,786	→
Variance since March 2018	19.0%	↑



ACTIVITY



Month	Adjusted Scheduled Activity (UDA)	
	2018	2019
April	214	481
May	554	1,059
June	977	1,252
July	1,341	1,933
August	1,686	2,463
September	2,040	2,928
October	2,622	3,479
November	3,260	3,888
December	3,610	4,278
January	3,999	4,609
February	4,676	5,102
March	5,226	5,449
April	5,401	5,573
May	5,418	5,600
June	5,418	5,600

QUALITY

	Quantity	Base Number	Contract	AT	Region	England
% of FP17s for the same patient ID Re-attending within 3 months - Children	16	336	4.8%	10.7%	11.9%	11.8%
% of FP17s for the same patient ID Re-attending within 3 months - Adults	60	1,362	4.4%	16.1%	16.9%	15.7%
% of FP17s for the same patient ID Re-attending between 3 & 9 months - Children	89	336	26.5%	45.1%	48.9%	58.9%
% of FP17s for the same patient ID Re-attending between 3 & 9 months - Adults	328	1,362	24.1%	36.9%	38.9%	50.8%
% of FP17s for Band 1 Urgent Courses	65	1,697	3.8%	10.9%	10.7%	9.1%
% of FP17s Relating to Free Repair or Replacements	4	1,697	0.2%	0.5%	0.5%	0.8%
% of FP17s Relating to Continuations	3	1,697	0.2%	0.7%	0.7%	0.9%
% of Patients satisfied with the dentistry they have received	1	1	N/A	89.9%	89.1%	92.5%
% of Patients satisfied with the time they had to wait for an appointment	1	1	N/A	79.6%	83.1%	87.0%

* This is based on patients treated on this contract for their most recent course of treatment. Figures in italics indicate the base number of FP17s or Patient Questionnaire responses are less than 100. N/A is shown where the base number of responses is less than 10 during the period. % is calculated as Quantity/Base number*100

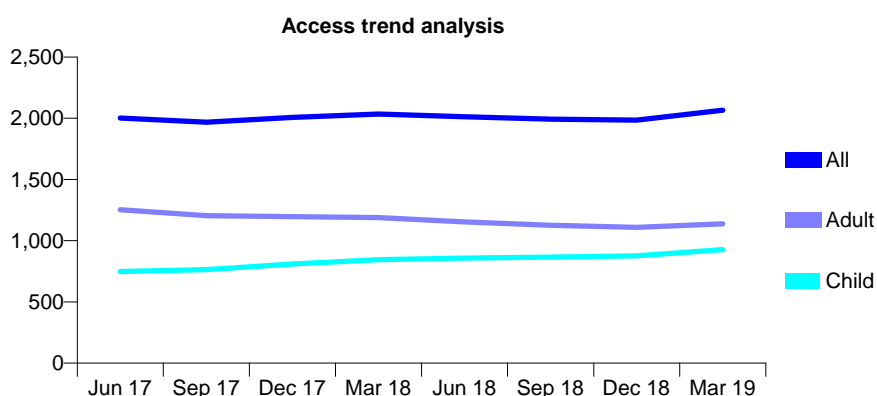
Q61 - Vital Signs At a Glance Contract Report for 742732/0001 - Year end March 2019

Name or company name	MR R SULLMAN
Contract type name	GDS Contract
Purpose of contract	General
Contract start date	01/04/2006
Contract end date	

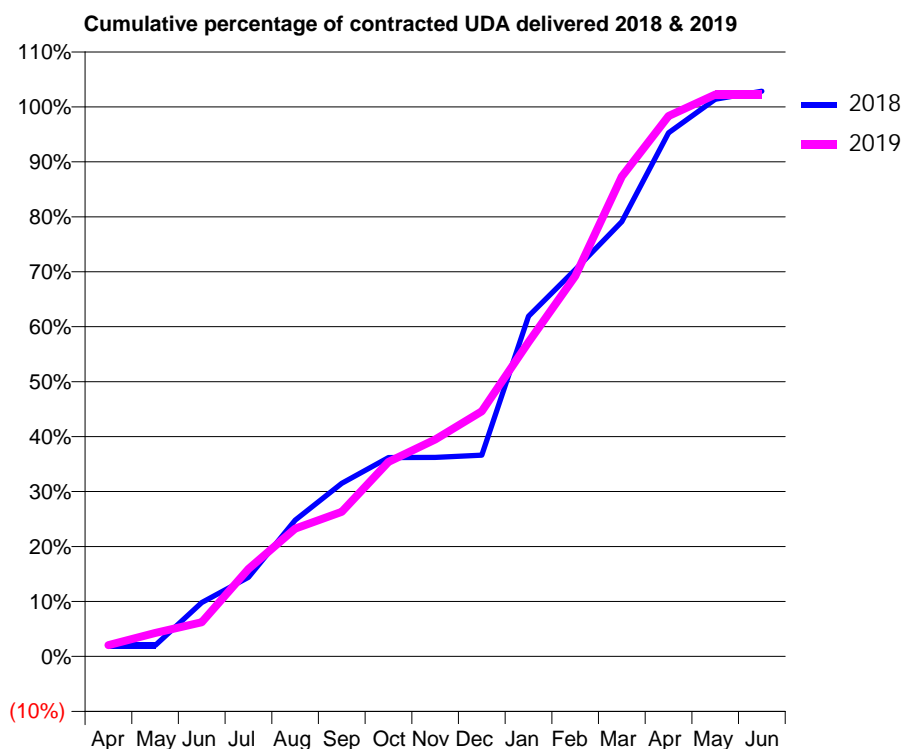
18/19 Contracted general activity (UDA)	6,652
Carry forward general activity (UDA)	-133
18/19 Contracted orthodontic activity (UOA)	0
Carry forward orthodontic activity (UOA)	0
Baseline contract value	£177,372.06

ACCESS*

Patients seen in 24 months	Total	Change since previous quarter
Quarter ending March 2018	2,034	
Quarter ending June 2018	2,012	↓
Quarter ending September 2018	1,993	→
Quarter ending December 2018	1,985	→
Quarter ending March 2019	2,066	↑
Variance since March 2018	1.6%	→



ACTIVITY



Month	Adjusted Scheduled Activity (UDA)	
	2018	2019
April	133	137
May	133	284
June	653	414
July	958	1,058
August	1,648	1,548
September	2,094	1,751
October	2,408	2,355
November	2,409	2,625
December	2,436	2,968
January	4,117	3,803
February	4,682	4,603
March	5,261	5,808
April	6,339	6,541
May	6,745	6,799
June	6,842	6,799

QUALITY

	Quantity	Base Number	Contract	AT	Region	England
% of FP17s for the same patient ID Re-attending within 3 months - Children	66	884	7.5%	10.7%	11.9%	11.8%
% of FP17s for the same patient ID Re-attending within 3 months - Adults	179	1,132	15.8%	16.1%	16.9%	15.7%
% of FP17s for the same patient ID Re-attending between 3 & 9 months - Children	160	884	18.1%	45.1%	48.9%	58.9%
% of FP17s for the same patient ID Re-attending between 3 & 9 months - Adults	314	1,132	27.7%	36.9%	38.9%	50.8%
% of FP17s for Band 1 Urgent Courses	344	1,898	18.1%	10.9%	10.7%	9.1%
% of FP17s Relating to Free Repair or Replacements	0	1,898	0.0%	0.5%	0.5%	0.8%
% of FP17s Relating to Continuations	0	1,898	0.0%	0.7%	0.7%	0.9%
% of Patients satisfied with the dentistry they have received	0	0	N/A	89.9%	89.1%	92.5%
% of Patients satisfied with the time they had to wait for an appointment	0	0	N/A	79.6%	83.1%	87.0%

* This is based on patients treated on this contract for their most recent course of treatment. Figures in italics indicate the base number of FP17s or Patient Questionnaire responses are less than 100. N/A is shown where the base number of responses is less than 10 during the period. % is calculated as Quantity/Base number*100

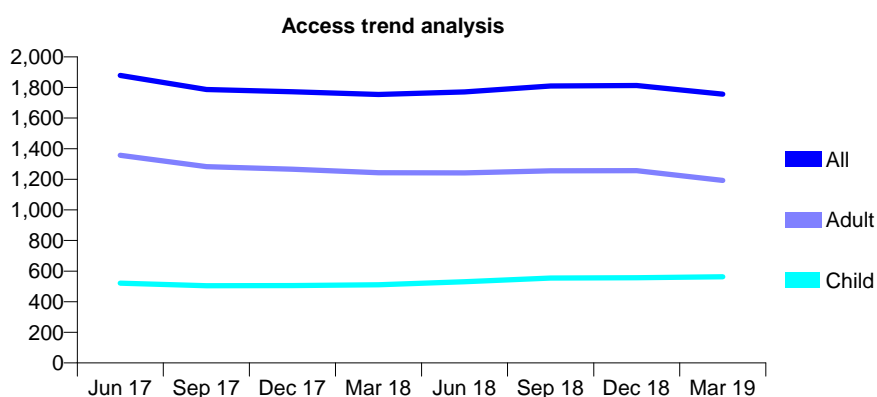
Q61 - Vital Signs At a Glance Contract Report for 745359/0001 - Year end March 2019

Name or company name	MISS A AGARWAL
Contract type name	GDS Contract
Purpose of contract	General
Contract start date	01/04/2006
Contract end date	

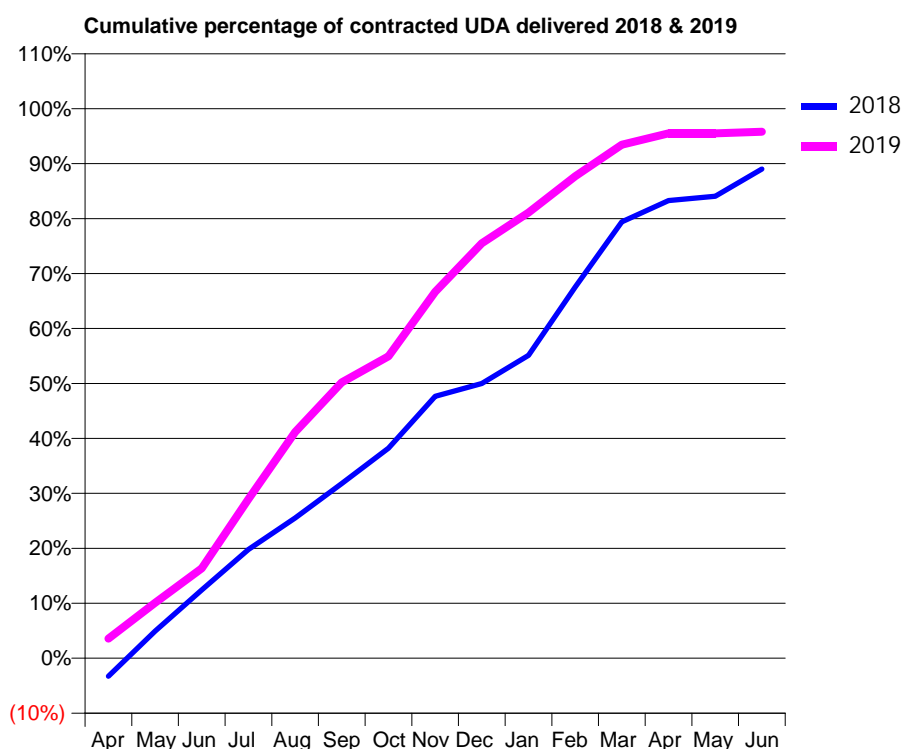
18/19 Contracted general activity (UDA)	4,246
Carry forward general activity (UDA)	0
18/19 Contracted orthodontic activity (UOA)	0
Carry forward orthodontic activity (UOA)	0
Baseline contract value	£136,202.65

ACCESS*

Patients seen in 24 months	Total	Change since previous quarter
Quarter ending March 2018	1,754	
Quarter ending June 2018	1,771	→
Quarter ending September 2018	1,810	↑
Quarter ending December 2018	1,813	→
Quarter ending March 2019	1,756	↓
Variance since March 2018	0.1%	→



ACTIVITY



Month	2018	2019
April	-140	152
May	210	428
June	527	695
July	841	1,230
August	1,085	1,748
September	1,350	2,132
October	1,623	2,333
November	2,024	2,831
December	2,123	3,206
January	2,340	3,443
February	2,868	3,724
March	3,371	3,968
April	3,535	4,055
May	3,569	4,055
June	3,780	4,067

QUALITY

	Quantity	Base Number	Contract	AT	Region	England
% of FP17s for the same patient ID Re-attending within 3 months - Children	46	644	7.1%	10.7%	11.9%	11.8%
% of FP17s for the same patient ID Re-attending within 3 months - Adults	155	1,183	13.1%	16.1%	16.9%	15.7%
% of FP17s for the same patient ID Re-attending between 3 & 9 months - Children	230	644	35.7%	45.1%	48.9%	58.9%
% of FP17s for the same patient ID Re-attending between 3 & 9 months - Adults	305	1,183	25.8%	36.9%	38.9%	50.8%
% of FP17s for Band 1 Urgent Courses	196	1,749	11.2%	10.9%	10.7%	9.1%
% of FP17s Relating to Free Repair or Replacements	1	1,749	0.1%	0.5%	0.5%	0.8%
% of FP17s Relating to Continuations	0	1,749	0.0%	0.7%	0.7%	0.9%
% of Patients satisfied with the dentistry they have received	0	0	N/A	89.9%	89.1%	92.5%
% of Patients satisfied with the time they had to wait for an appointment	0	0	N/A	79.6%	83.1%	87.0%

* This is based on patients treated on this contract for their most recent course of treatment.

Figures in italics indicate the base number of FP17s or Patient Questionnaire responses are less than 100. N/A is shown where the base number of responses is less than 10 during the period. % is calculated as Quantity/Base number*100

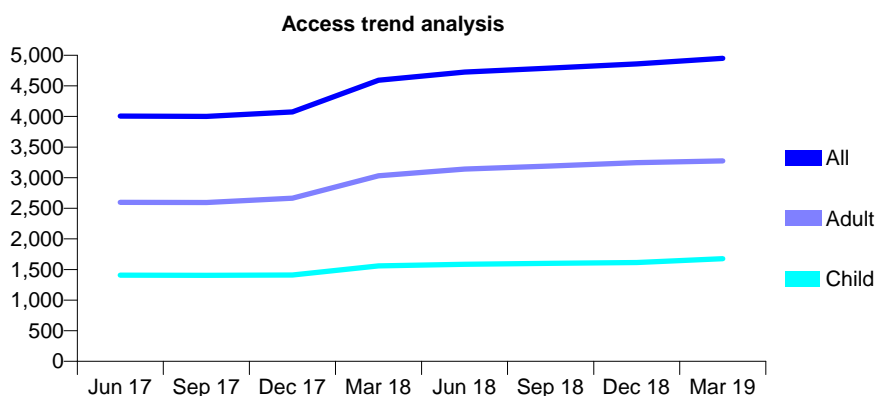
Q61 - Vital Signs At a Glance Contract Report for 745634/0001 - Year end March 2019

Name or company name	MR DG FOURIE
Contract type name	GDS Contract
Purpose of contract	General
Contract start date	01/04/2006
Contract end date	

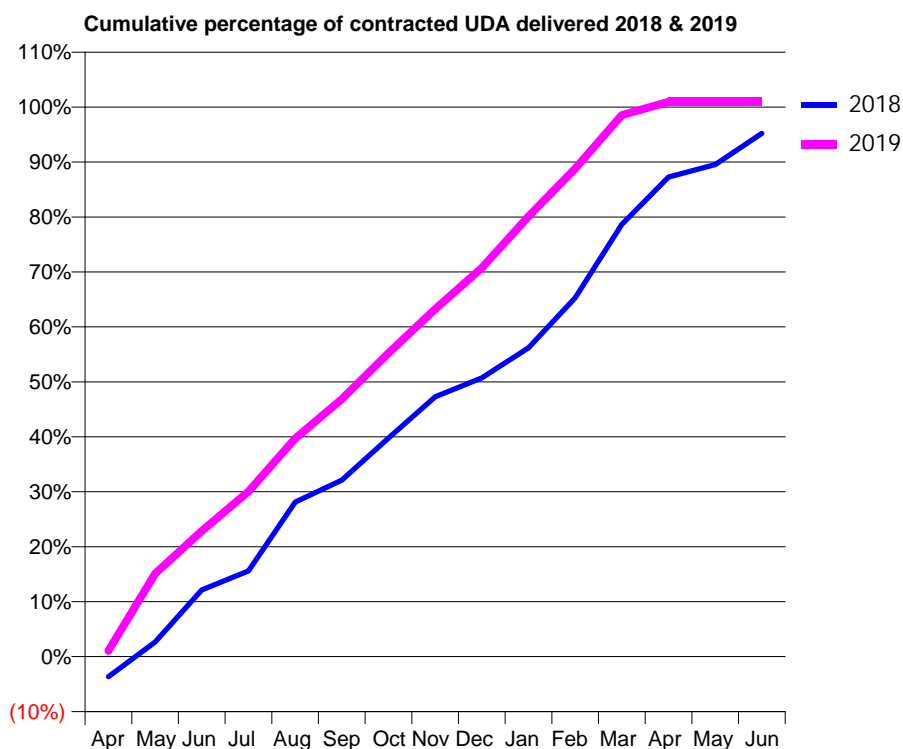
18/19 Contracted general activity (UDA)	11,947
Carry forward general activity (UDA)	-127
18/19 Contracted orthodontic activity (UOA)	0
Carry forward orthodontic activity (UOA)	0
Baseline contract value	£408,173.76

ACCESS*

Patients seen in 24 months	Total	Change since previous quarter
Quarter ending March 2018	4,591	
Quarter ending June 2018	4,726	↑
Quarter ending September 2018	4,790	→
Quarter ending December 2018	4,860	→
Quarter ending March 2019	4,951	→
Variance since March 2018	7.8%	↑



ACTIVITY



Month	Adjusted Scheduled Activity (UDA)	
	2018	2019
April	-440	127
May	321	1,804
June	1,448	2,729
July	1,863	3,589
August	3,358	4,743
September	3,838	5,596
October	4,751	6,598
November	5,649	7,553
December	6,060	8,450
January	6,714	9,569
February	7,804	10,608
March	9,395	11,771
April	10,425	12,060
May	10,696	12,062
June	11,374	12,062

QUALITY

	Quantity	Base Number	Contract	AT	Region	England
% of FP17s for the same patient ID Re-attending within 3 months - Children	166	2,465	6.7%	10.7%	11.9%	11.8%
% of FP17s for the same patient ID Re-attending within 3 months - Adults	529	4,222	12.5%	16.1%	16.9%	15.7%
% of FP17s for the same patient ID Re-attending between 3 & 9 months - Children	1,397	2,465	56.7%	45.1%	48.9%	58.9%
% of FP17s for the same patient ID Re-attending between 3 & 9 months - Adults	1,823	4,222	43.2%	36.9%	38.9%	50.8%
% of FP17s for Band 1 Urgent Courses	403	5,454	7.4%	10.9%	10.7%	9.1%
% of FP17s Relating to Free Repair or Replacements	12	5,454	0.2%	0.5%	0.5%	0.8%
% of FP17s Relating to Continuations	8	5,454	0.1%	0.7%	0.7%	0.9%
% of Patients satisfied with the dentistry they have received	3	3	N/A	89.9%	89.1%	92.5%
% of Patients satisfied with the time they had to wait for an appointment	1	3	N/A	79.6%	83.1%	87.0%

* This is based on patients treated on this contract for their most recent course of treatment. Figures in italics indicate the base number of FP17s or Patient Questionnaire responses are less than 100. N/A is shown where the base number of responses is less than 10 during the period. % is calculated as Quantity/Base number*100

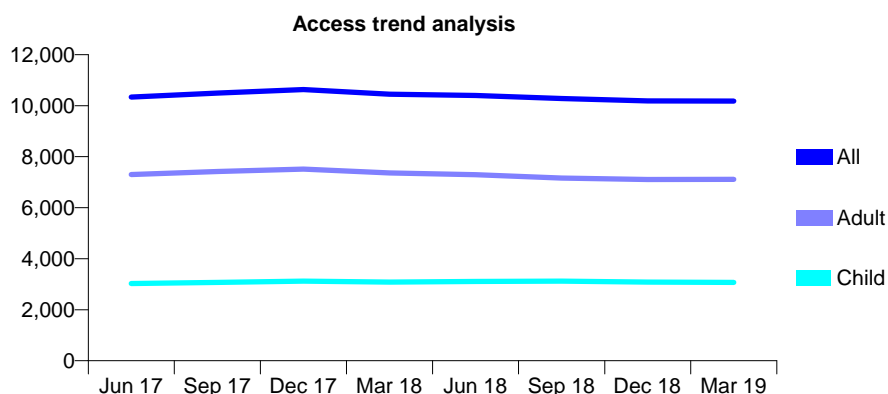
Q61 - Vital Signs At a Glance Contract Report for 746959/0001 - Year end March 2019

Name or company name	Wanstead Village Dental & Health Centre
Contract type name	GDS Contract
Purpose of contract	General
Contract start date	01/04/2006
Contract end date	

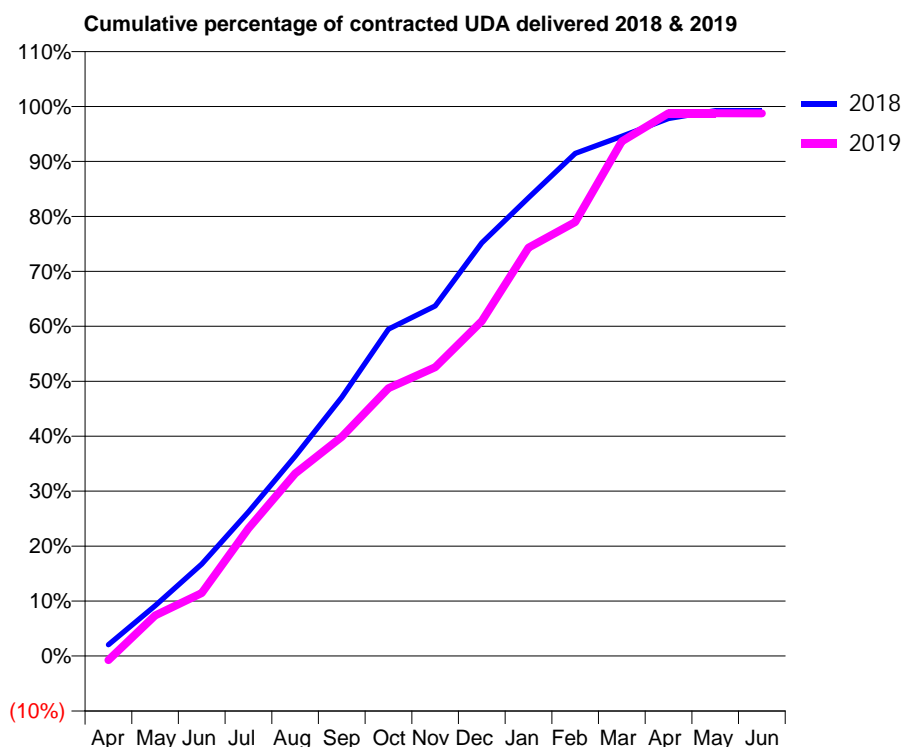
18/19 Contracted general activity (UDA)	22,644
Carry forward general activity (UDA)	175
18/19 Contracted orthodontic activity (UOA)	0
Carry forward orthodontic activity (UOA)	0
Baseline contract value	£505,851.19

ACCESS*

Patients seen in 24 months	Total	Change since previous quarter
Quarter ending March 2018	10,450	
Quarter ending June 2018	10,400	→
Quarter ending September 2018	10,280	↓
Quarter ending December 2018	10,186	→
Quarter ending March 2019	10,185	→
Variance since March 2018	(2.5%)	↓



ACTIVITY



Month	Adjusted Scheduled Activity (UDA)	
	2018	2019
April	465	-175
May	2,076	1,675
June	3,791	2,599
July	5,935	5,263
August	8,235	7,521
September	10,662	9,030
October	13,471	11,038
November	14,430	11,899
December	17,025	13,802
January	18,884	16,831
February	20,710	17,876
March	21,419	21,205
April	22,145	22,365
May	22,473	22,365
June	22,469	22,357

QUALITY

	Quantity	Base Number	Contract	AT	Region	England
% of FP17s for the same patient ID Re-attending within 3 months - Children	388	4,663	8.3%	10.7%	11.9%	11.8%
% of FP17s for the same patient ID Re-attending within 3 months - Adults	1,373	8,503	16.1%	16.1%	16.9%	15.7%
% of FP17s for the same patient ID Re-attending between 3 & 9 months - Children	2,789	4,663	59.8%	45.1%	48.9%	58.9%
% of FP17s for the same patient ID Re-attending between 3 & 9 months - Adults	3,386	8,503	39.8%	36.9%	38.9%	50.8%
% of FP17s for Band 1 Urgent Courses	1,735	12,497	13.9%	10.9%	10.7%	9.1%
% of FP17s Relating to Free Repair or Replacements	145	12,497	1.2%	0.5%	0.5%	0.8%
% of FP17s Relating to Continuations	14	12,497	0.1%	0.7%	0.7%	0.9%
% of Patients satisfied with the dentistry they have received	8	8	N/A	89.9%	89.1%	92.5%
% of Patients satisfied with the time they had to wait for an appointment	8	8	N/A	79.6%	83.1%	87.0%

* This is based on patients treated on this contract for their most recent course of treatment.

Figures in italics indicate the base number of FP17s or Patient Questionnaire responses are less than 100. N/A is shown where the base number of responses is less than 10 during the period. % is calculated as Quantity/Base number*100

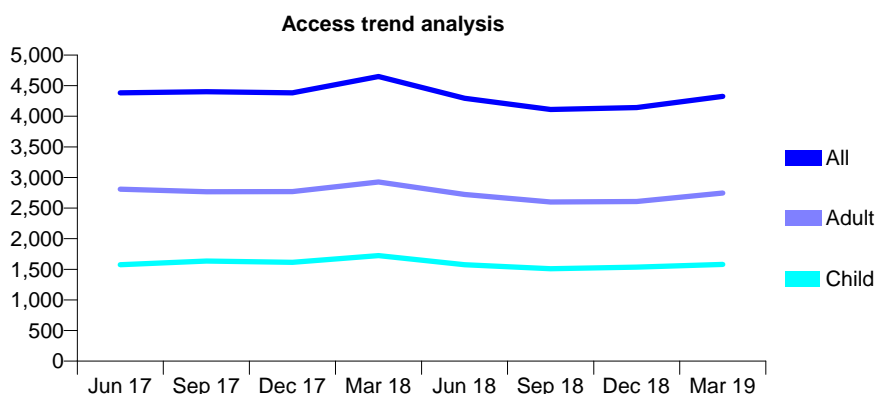
Q61 - Vital Signs At a Glance Contract Report for 750123/0001 - Year end March 2019

Name or company name	MR S DODHIA
Contract type name	GDS Contract
Purpose of contract	General
Contract start date	01/04/2006
Contract end date	

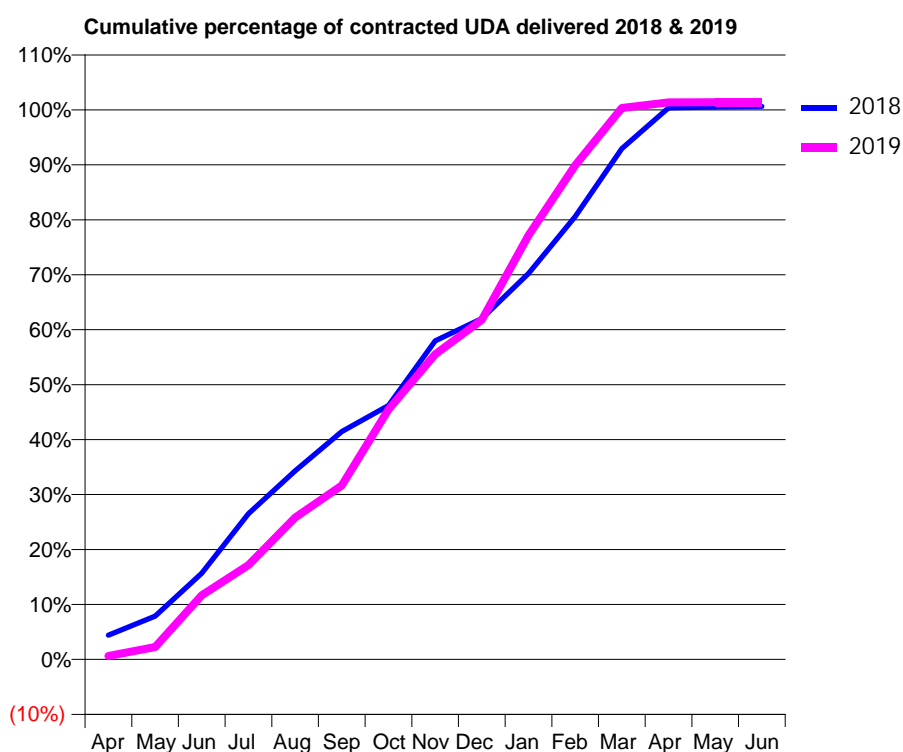
18/19 Contracted general activity (UDA)	12,420
Carry forward general activity (UDA)	-78
18/19 Contracted orthodontic activity (UOA)	0
Carry forward orthodontic activity (UOA)	0
Baseline contract value	£475,708.56

ACCESS*

Patients seen in 24 months	Total	Change since previous quarter
Quarter ending March 2018	4,650	
Quarter ending June 2018	4,296	↓
Quarter ending September 2018	4,110	↓
Quarter ending December 2018	4,143	→
Quarter ending March 2019	4,326	↑
Variance since March 2018	(7.0%)	↓



ACTIVITY



Month	2018	2019
April	547	78
May	977	282
June	1,949	1,449
July	3,293	2,133
August	4,263	3,208
September	5,149	3,928
October	5,737	5,648
November	7,199	6,895
December	7,702	7,672
January	8,721	9,582
February	10,011	11,168
March	11,545	12,461
April	12,465	12,589
May	12,482	12,592
June	12,498	12,594

QUALITY

	Quantity	Base Number	Contract	AT	Region	England
% of FP17s for the same patient ID Re-attending within 3 months - Children	156	1,536	10.2%	10.7%	11.9%	11.8%
% of FP17s for the same patient ID Re-attending within 3 months - Adults	461	2,732	16.9%	16.1%	16.9%	15.7%
% of FP17s for the same patient ID Re-attending between 3 & 9 months - Children	330	1,536	21.5%	45.1%	48.9%	58.9%
% of FP17s for the same patient ID Re-attending between 3 & 9 months - Adults	721	2,732	26.4%	36.9%	38.9%	50.8%
% of FP17s for Band 1 Urgent Courses	665	4,072	16.3%	10.9%	10.7%	9.1%
% of FP17s Relating to Free Repair or Replacements	9	4,072	0.2%	0.5%	0.5%	0.8%
% of FP17s Relating to Continuations	6	4,072	0.1%	0.7%	0.7%	0.9%
% of Patients satisfied with the dentistry they have received	1	1	N/A	89.9%	89.1%	92.5%
% of Patients satisfied with the time they had to wait for an appointment	1	1	N/A	79.6%	83.1%	87.0%

* This is based on patients treated on this contract for their most recent course of treatment. Figures in italics indicate the base number of FP17s or Patient Questionnaire responses are less than 100. N/A is shown where the base number of responses is less than 10 during the period. % is calculated as Quantity/Base number*100

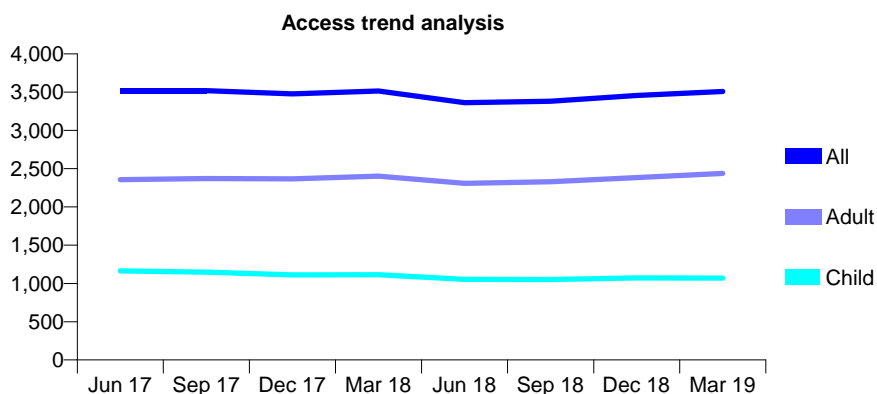
Q61 - Vital Signs At a Glance Contract Report for 750123/0002 - Year end March 2019

Name or company name	MR S DODHIA
Contract type name	GDS Contract
Purpose of contract	General
Contract start date	01/04/2006
Contract end date	

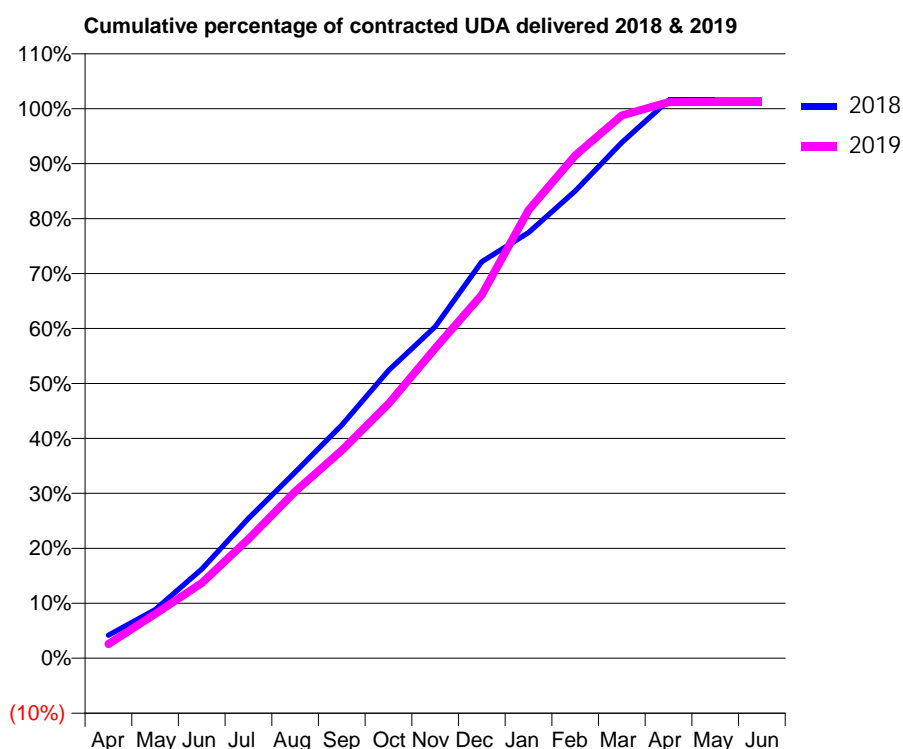
18/19 Contracted general activity (UDA)	9,575
Carry forward general activity (UDA)	-143
18/19 Contracted orthodontic activity (UOA)	0
Carry forward orthodontic activity (UOA)	0
Baseline contract value	£360,490.20

ACCESS*

Patients seen in 24 months	Total	Change since previous quarter
Quarter ending March 2018	3,515	
Quarter ending June 2018	3,362	↓
Quarter ending September 2018	3,381	→
Quarter ending December 2018	3,456	↑
Quarter ending March 2019	3,507	→
Variance since March 2018	(0.2%)	→



ACTIVITY



Month	2018	2019
April	401	248
May	847	770
June	1,552	1,309
July	2,437	2,075
August	3,243	2,903
September	4,064	3,622
October	5,013	4,433
November	5,778	5,401
December	6,909	6,331
January	7,415	7,807
February	8,140	8,760
March	8,986	9,456
April	9,718	9,687
May	9,718	9,690
June	9,718	9,690

QUALITY

	Quantity	Base Number	Contract	AT	Region	England
% of FP17s for the same patient ID Re-attending within 3 months - Children	112	1,137	9.9%	10.7%	11.9%	11.8%
% of FP17s for the same patient ID Re-attending within 3 months - Adults	565	2,711	20.8%	16.1%	16.9%	15.7%
% of FP17s for the same patient ID Re-attending between 3 & 9 months - Children	284	1,137	25.0%	45.1%	48.9%	58.9%
% of FP17s for the same patient ID Re-attending between 3 & 9 months - Adults	678	2,711	25.0%	36.9%	38.9%	50.8%
% of FP17s for Band 1 Urgent Courses	735	3,675	20.0%	10.9%	10.7%	9.1%
% of FP17s Relating to Free Repair or Replacements	18	3,675	0.5%	0.5%	0.5%	0.8%
% of FP17s Relating to Continuations	0	3,675	0.0%	0.7%	0.7%	0.9%
% of Patients satisfied with the dentistry they have received	0	0	N/A	89.9%	89.1%	92.5%
% of Patients satisfied with the time they had to wait for an appointment	0	0	N/A	79.6%	83.1%	87.0%

* This is based on patients treated on this contract for their most recent course of treatment.

Figures in italics indicate the base number of FP17s or Patient Questionnaire responses are less than 100. N/A is shown where the base number of responses is less than 10 during the period. % is calculated as Quantity/Base number*100

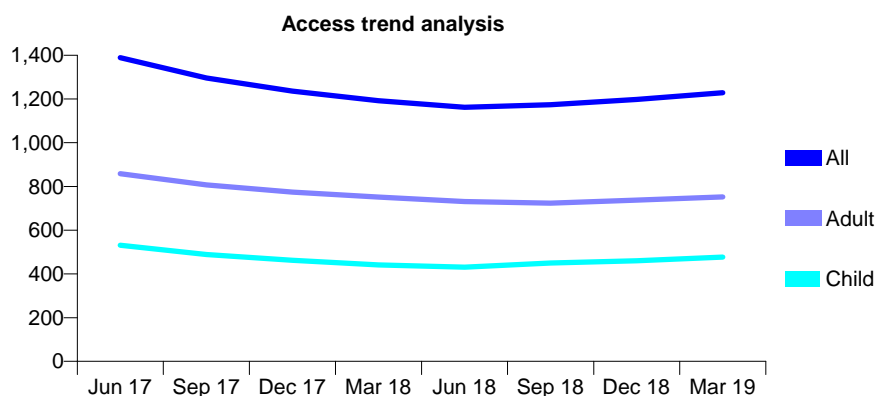
Q61 - Vital Signs At a Glance Contract Report for 750123/0004 - Year end March 2019

Name or company name	MR S DODHIA
Contract type name	GDS Contract
Purpose of contract	General
Contract start date	27/07/2013
Contract end date	

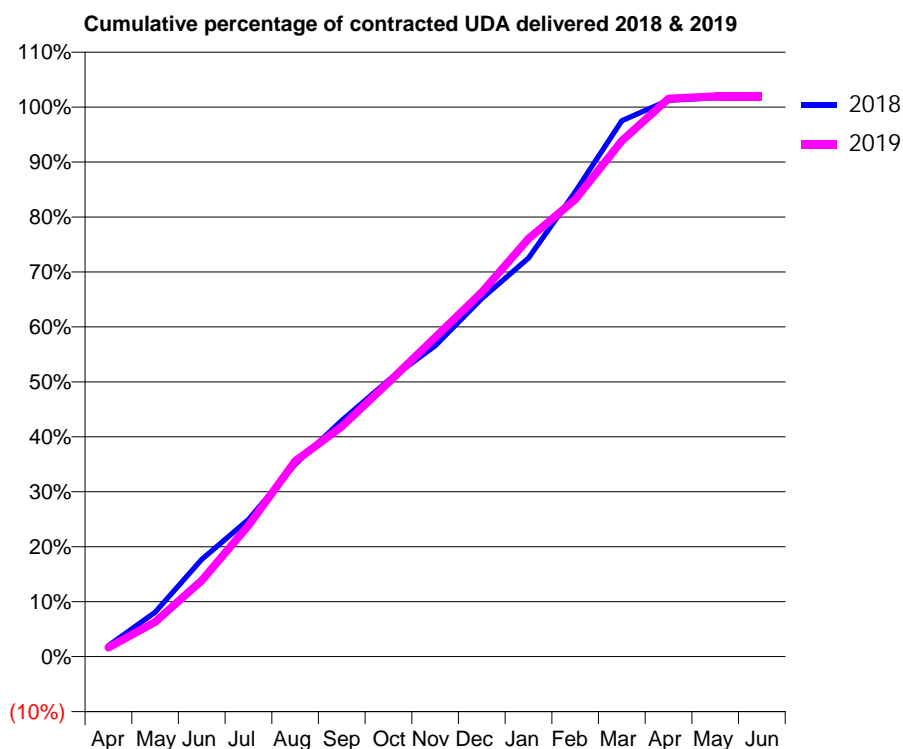
18/19 Contracted general activity (UDA)	4,105
Carry forward general activity (UDA)	-68
18/19 Contracted orthodontic activity (UOA)	0
Carry forward orthodontic activity (UOA)	0
Baseline contract value	£140,408.62

ACCESS*

Patients seen in 24 months	Total	Change since previous quarter
Quarter ending March 2018	1,192	
Quarter ending June 2018	1,162	↓
Quarter ending September 2018	1,174	→
Quarter ending December 2018	1,198	↑
Quarter ending March 2019	1,229	↑
Variance since March 2018	3.1%	↑



ACTIVITY



Month	Adjusted Scheduled Activity (UDA)	
	2018	2019
April	82	68
May	332	259
June	726	568
July	1,024	980
August	1,436	1,460
September	1,764	1,719
October	2,065	2,049
November	2,323	2,384
December	2,675	2,722
January	2,977	3,122
February	3,472	3,415
March	4,003	3,853
April	4,157	4,169
May	4,173	4,185
June	4,173	4,185

QUALITY

	Quantity	Base Number	Contract	AT	Region	England
% of FP17s for the same patient ID Re-attending within 3 months - Children	17	399	4.3%	10.7%	11.9%	11.8%
% of FP17s for the same patient ID Re-attending within 3 months - Adults	139	706	19.7%	16.1%	16.9%	15.7%
% of FP17s for the same patient ID Re-attending between 3 & 9 months - Children	90	399	22.6%	45.1%	48.9%	58.9%
% of FP17s for the same patient ID Re-attending between 3 & 9 months - Adults	163	706	23.1%	36.9%	38.9%	50.8%
% of FP17s for Band 1 Urgent Courses	139	1,122	12.4%	10.9%	10.7%	9.1%
% of FP17s Relating to Free Repair or Replacements	0	1,122	0.0%	0.5%	0.5%	0.8%
% of FP17s Relating to Continuations	1	1,122	0.1%	0.7%	0.7%	0.9%
% of Patients satisfied with the dentistry they have received	0	0	N/A	89.9%	89.1%	92.5%
% of Patients satisfied with the time they had to wait for an appointment	0	0	N/A	79.6%	83.1%	87.0%

* This is based on patients treated on this contract for their most recent course of treatment. Figures in italics indicate the base number of FP17s or Patient Questionnaire responses are less than 100. N/A is shown where the base number of responses is less than 10 during the period. % is calculated as Quantity/Base number*100

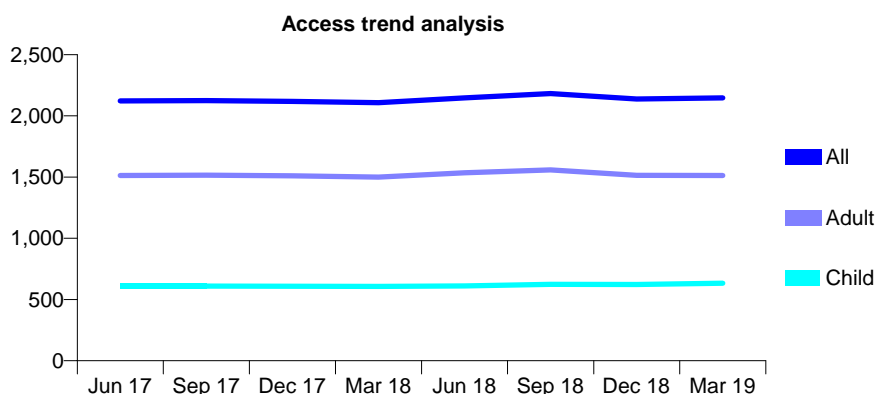
Q61 - Vital Signs At a Glance Contract Report for 751669/0001 - Year end March 2019

Name or company name	MR V KAJAN
Contract type name	GDS Contract
Purpose of contract	General
Contract start date	01/04/2006
Contract end date	

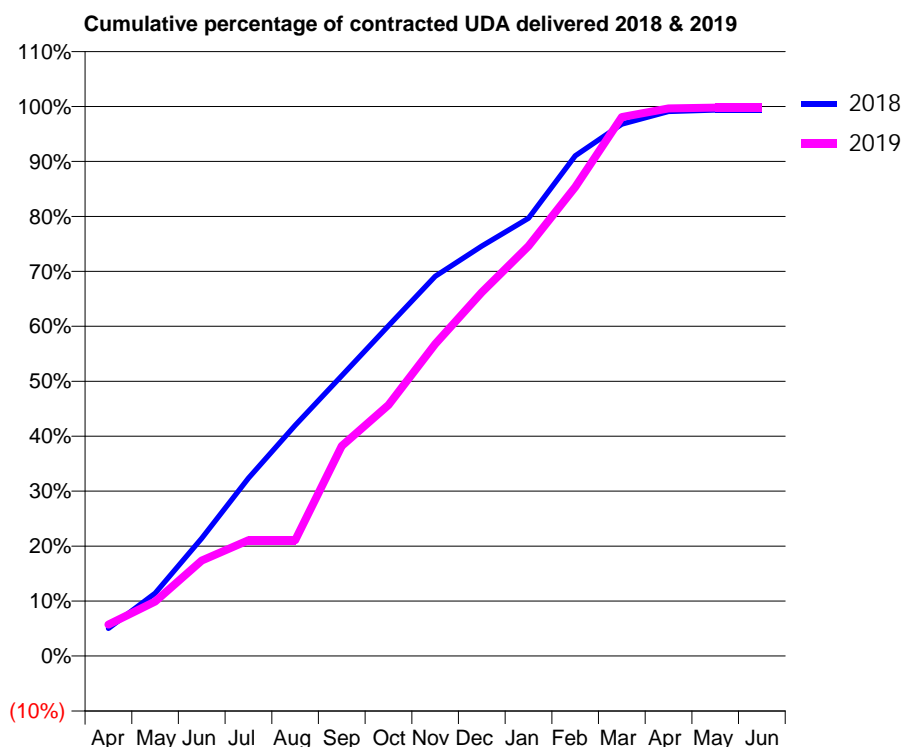
18/19 Contracted general activity (UDA)	5,139
Carry forward general activity (UDA)	34
18/19 Contracted orthodontic activity (UOA)	0
Carry forward orthodontic activity (UOA)	0
Baseline contract value	£197,151.69

ACCESS*

Patients seen in 24 months	Total	Change since previous quarter
Quarter ending March 2018	2,108	
Quarter ending June 2018	2,146	→
Quarter ending September 2018	2,182	→
Quarter ending December 2018	2,138	↓
Quarter ending March 2019	2,147	→
Variance since March 2018	1.9%	→



ACTIVITY



Month	Adjusted Scheduled Activity (UDA)	
	2018	2019
April	258	294
May	587	509
June	1,100	894
July	1,663	1,083
August	2,158	1,083
September	2,621	1,965
October	3,089	2,348
November	3,551	2,918
December	3,833	3,401
January	4,093	3,833
February	4,677	4,386
March	4,974	5,040
April	5,093	5,121
May	5,105	5,127
June	5,105	5,127

QUALITY

	Quantity	Base Number	Contract	AT	Region	England
% of FP17s for the same patient ID Re-attending within 3 months - Children	123	1,165	10.6%	10.7%	11.9%	11.8%
% of FP17s for the same patient ID Re-attending within 3 months - Adults	381	2,417	15.8%	16.1%	16.9%	15.7%
% of FP17s for the same patient ID Re-attending between 3 & 9 months - Children	756	1,165	64.9%	45.1%	48.9%	58.9%
% of FP17s for the same patient ID Re-attending between 3 & 9 months - Adults	1,436	2,417	59.4%	36.9%	38.9%	50.8%
% of FP17s for Band 1 Urgent Courses	340	3,558	9.6%	10.9%	10.7%	9.1%
% of FP17s Relating to Free Repair or Replacements	46	3,558	1.3%	0.5%	0.5%	0.8%
% of FP17s Relating to Continuations	22	3,558	0.6%	0.7%	0.7%	0.9%
% of Patients satisfied with the dentistry they have received	0	0	N/A	89.9%	89.1%	92.5%
% of Patients satisfied with the time they had to wait for an appointment	0	0	N/A	79.6%	83.1%	87.0%

* This is based on patients treated on this contract for their most recent course of treatment. Figures in italics indicate the base number of FP17s or Patient Questionnaire responses are less than 100. N/A is shown where the base number of responses is less than 10 during the period. % is calculated as Quantity/Base number*100

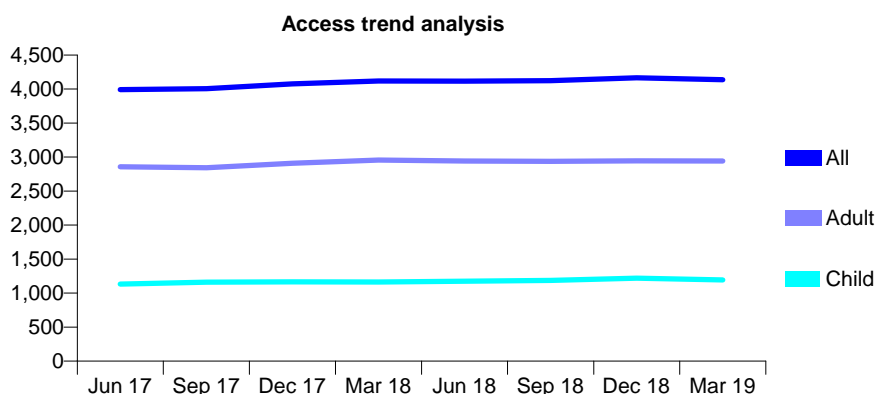
Q61 - Vital Signs At a Glance Contract Report for 755605/0001 - Year end March 2019

Name or company name	MRS M KHAMBATI
Contract type name	GDS Contract
Purpose of contract	General
Contract start date	01/04/2006
Contract end date	

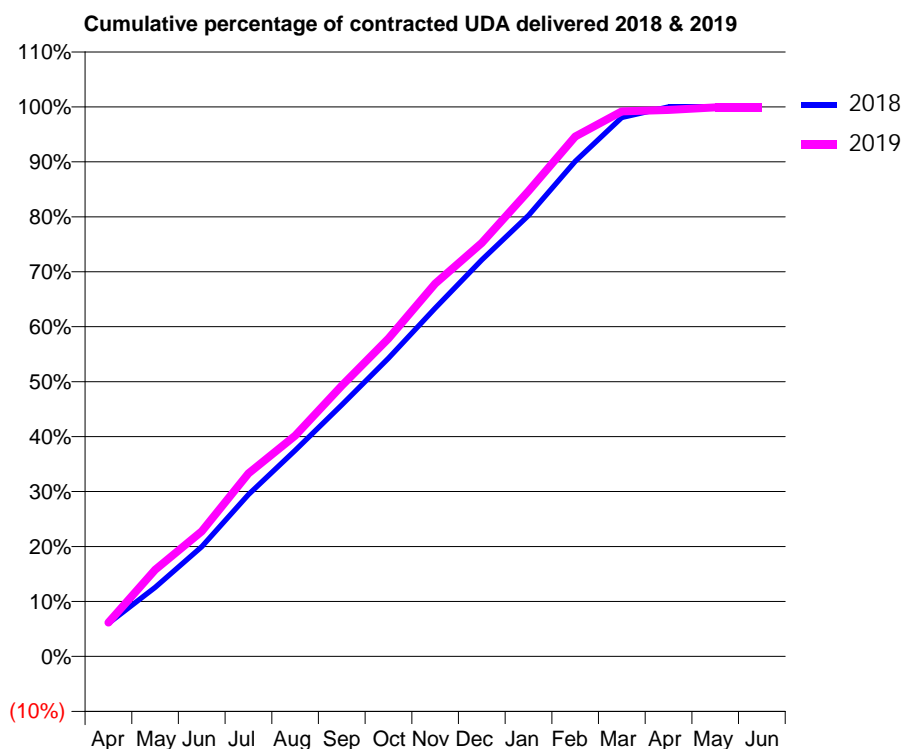
18/19 Contracted general activity (UDA)	11,817
Carry forward general activity (UDA)	0
18/19 Contracted orthodontic activity (UOA)	0
Carry forward orthodontic activity (UOA)	0
Baseline contract value	£383,549.55

ACCESS*

Patients seen in 24 months	Total	Change since previous quarter
Quarter ending March 2018	4,119	
Quarter ending June 2018	4,117	→
Quarter ending September 2018	4,125	→
Quarter ending December 2018	4,165	→
Quarter ending March 2019	4,138	→
Variance since March 2018	0.5%	→



ACTIVITY



Month	Adjusted Scheduled Activity (UDA)	
	2018	2019
April	708	730
May	1,485	1,866
June	2,359	2,691
July	3,484	3,935
August	4,432	4,748
September	5,408	5,819
October	6,414	6,838
November	7,491	8,017
December	8,526	8,890
January	9,481	10,005
February	10,647	11,178
March	11,590	11,718
April	11,817	11,751
May	11,817	11,805
June	11,817	11,805

QUALITY

	Quantity	Base Number	Contract	AT	Region	England
% of FP17s for the same patient ID Re-attending within 3 months - Children	159	1,558	10.2%	10.7%	11.9%	11.8%
% of FP17s for the same patient ID Re-attending within 3 months - Adults	616	3,427	18.0%	16.1%	16.9%	15.7%
% of FP17s for the same patient ID Re-attending between 3 & 9 months - Children	661	1,558	42.4%	45.1%	48.9%	58.9%
% of FP17s for the same patient ID Re-attending between 3 & 9 months - Adults	1,371	3,427	40.0%	36.9%	38.9%	50.8%
% of FP17s for Band 1 Urgent Courses	652	4,926	13.2%	10.9%	10.7%	9.1%
% of FP17s Relating to Free Repair or Replacements	42	4,926	0.9%	0.5%	0.5%	0.8%
% of FP17s Relating to Continuations	64	4,926	1.3%	0.7%	0.7%	0.9%
% of Patients satisfied with the dentistry they have received	1	1	N/A	89.9%	89.1%	92.5%
% of Patients satisfied with the time they had to wait for an appointment	1	1	N/A	79.6%	83.1%	87.0%

* This is based on patients treated on this contract for their most recent course of treatment. Figures in italics indicate the base number of FP17s or Patient Questionnaire responses are less than 100. N/A is shown where the base number of responses is less than 10 during the period. % is calculated as Quantity/Base number*100

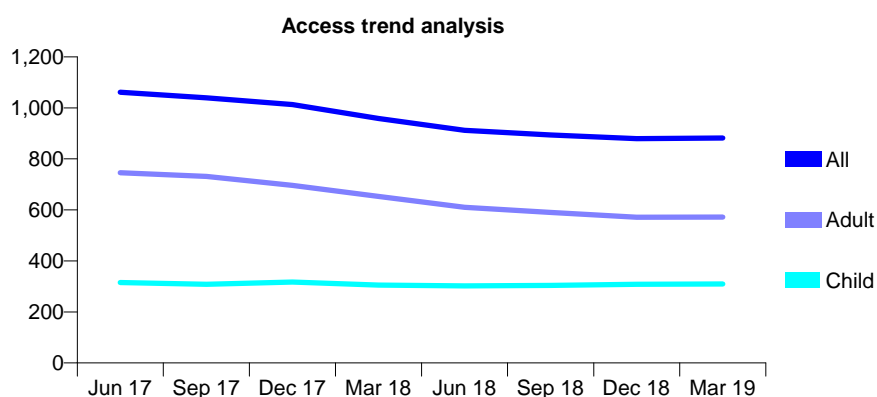
Q61 - Vital Signs At a Glance Contract Report for 762067/0001 - Year end March 2019

Name or company name	MR M OTIFEH
Contract type name	GDS Contract
Purpose of contract	General
Contract start date	01/04/2006
Contract end date	

18/19 Contracted general activity (UDA)	2,910
Carry forward general activity (UDA)	0
18/19 Contracted orthodontic activity (UOA)	0
Carry forward orthodontic activity (UOA)	0
Baseline contract value	£85,397.04

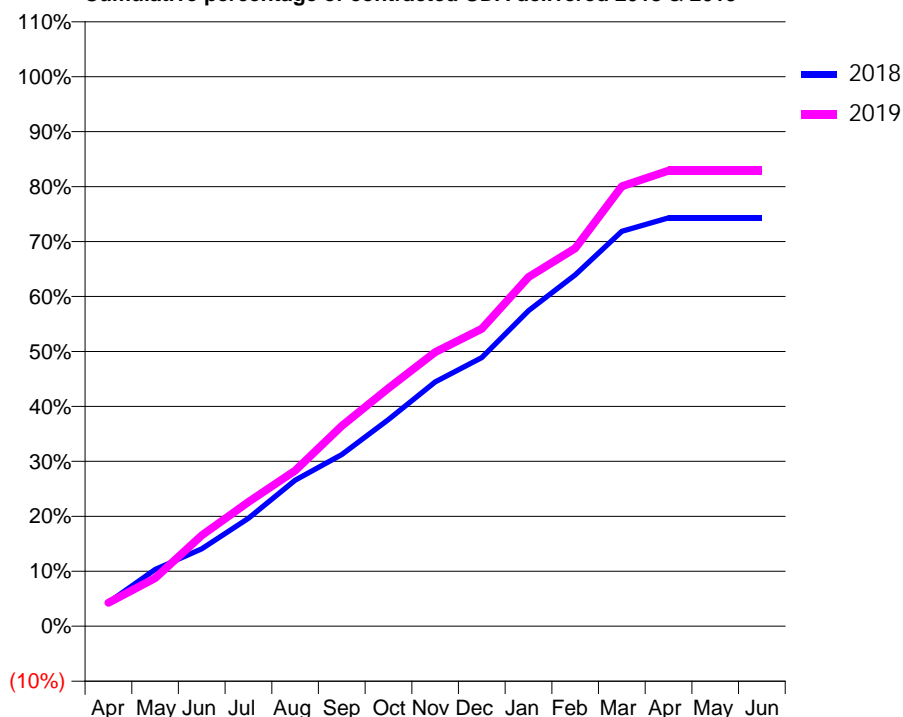
ACCESS*

Patients seen in 24 months	Total	Change since previous quarter
Quarter ending March 2018	958	
Quarter ending June 2018	912	↓
Quarter ending September 2018	894	↓
Quarter ending December 2018	879	↓
Quarter ending March 2019	882	→
Variance since March 2018	(7.9%)	↓



ACTIVITY

Cumulative percentage of contracted UDA delivered 2018 & 2019



Adjusted Scheduled Activity (UDA)

Month	2018	2019
April	126	124
May	300	255
June	410	481
July	571	658
August	773	824
September	909	1,061
October	1,095	1,261
November	1,294	1,451
December	1,422	1,575
January	1,671	1,849
February	1,860	2,002
March	2,091	2,329
April	2,162	2,412
May	2,162	2,412
June	2,162	2,412

QUALITY

	Quantity	Base Number	Contract	AT	Region	England
% of FP17s for the same patient ID Re-attending within 3 months - Children	9	364	2.5%	10.7%	11.9%	11.8%
% of FP17s for the same patient ID Re-attending within 3 months - Adults	51	605	8.4%	16.1%	16.9%	15.7%
% of FP17s for the same patient ID Re-attending between 3 & 9 months - Children	174	364	47.8%	45.1%	48.9%	58.9%
% of FP17s for the same patient ID Re-attending between 3 & 9 months - Adults	227	605	37.5%	36.9%	38.9%	50.8%
% of FP17s for Band 1 Urgent Courses	99	962	10.3%	10.9%	10.7%	9.1%
% of FP17s Relating to Free Repair or Replacements	5	962	0.5%	0.5%	0.5%	0.8%
% of FP17s Relating to Continuations	4	962	0.4%	0.7%	0.7%	0.9%
% of Patients satisfied with the dentistry they have received	0	0	N/A	89.9%	89.1%	92.5%
% of Patients satisfied with the time they had to wait for an appointment	0	0	N/A	79.6%	83.1%	87.0%

* This is based on patients treated on this contract for their most recent course of treatment.

Figures in italics indicate the base number of FP17s or Patient Questionnaire responses are less than 100. N/A is shown where the base number of responses is less than 10 during the period. % is calculated as Quantity/Base number*100

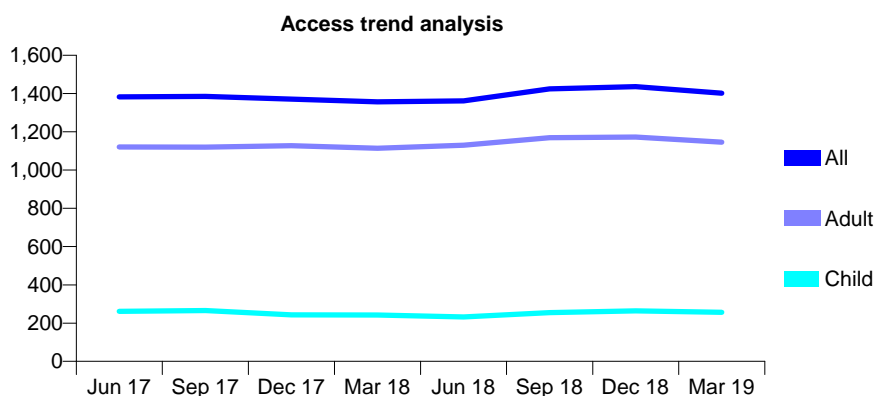
Q61 - Vital Signs At a Glance Contract Report for 762431/0003 - Year end March 2019

Name or company name	MR N NEKOO-PARVAR
Contract type name	GDS Contract
Purpose of contract	General
Contract start date	08/10/2012
Contract end date	

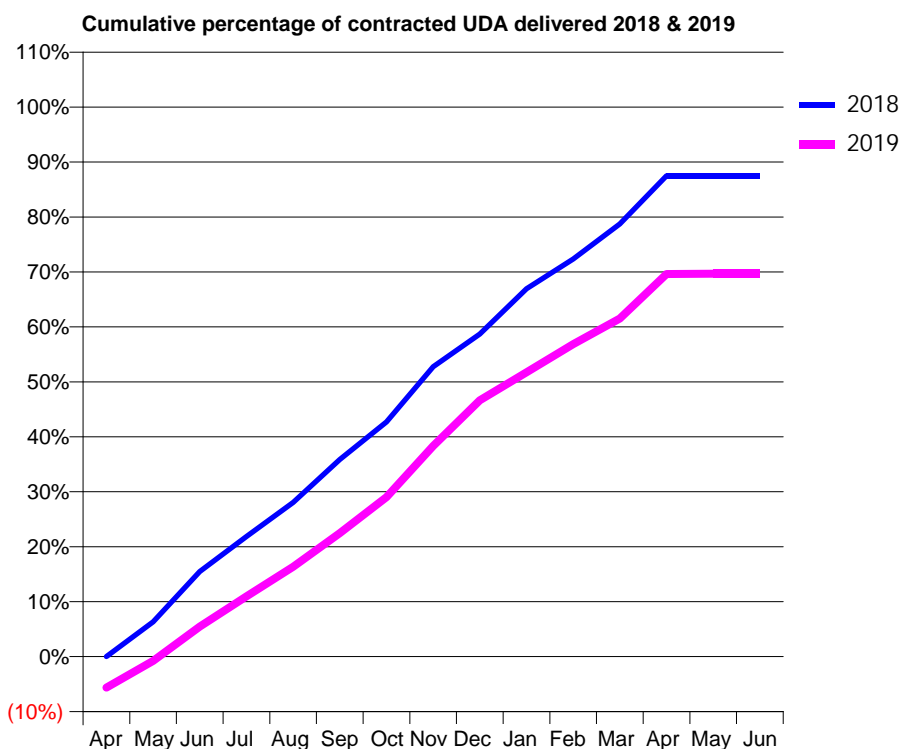
18/19 Contracted general activity (UDA)	5,304
Carry forward general activity (UDA)	300
18/19 Contracted orthodontic activity (UOA)	0
Carry forward orthodontic activity (UOA)	0
Baseline contract value	£139,023.93

ACCESS*

Patients seen in 24 months	Total	Change since previous quarter
Quarter ending March 2018	1,356	
Quarter ending June 2018	1,362	→
Quarter ending September 2018	1,424	↑
Quarter ending December 2018	1,436	→
Quarter ending March 2019	1,402	↓
Variance since March 2018	3.4%	↑



ACTIVITY



Month	Adjusted Scheduled Activity (UDA)	
	2018	2019
April	0	-300
May	336	-42
June	821	290
July	1,159	582
August	1,489	868
September	1,902	1,193
October	2,266	1,540
November	2,798	2,033
December	3,113	2,475
January	3,551	2,745
February	3,838	3,016
March	4,176	3,263
April	4,640	3,692
May	4,641	3,696
June	4,641	3,697

QUALITY

	Quantity	Base Number	Contract	AT	Region	England
% of FP17s for the same patient ID Re-attending within 3 months - Children	13	250	5.2%	10.7%	11.9%	11.8%
% of FP17s for the same patient ID Re-attending within 3 months - Adults	107	1,014	10.6%	16.1%	16.9%	15.7%
% of FP17s for the same patient ID Re-attending between 3 & 9 months - Children	66	250	26.4%	45.1%	48.9%	58.9%
% of FP17s for the same patient ID Re-attending between 3 & 9 months - Adults	300	1,014	29.6%	36.9%	38.9%	50.8%
% of FP17s for Band 1 Urgent Courses	58	1,229	4.7%	10.9%	10.7%	9.1%
% of FP17s Relating to Free Repair or Replacements	1	1,229	0.1%	0.5%	0.5%	0.8%
% of FP17s Relating to Continuations	0	1,229	0.0%	0.7%	0.7%	0.9%
% of Patients satisfied with the dentistry they have received	0	0	N/A	89.9%	89.1%	92.5%
% of Patients satisfied with the time they had to wait for an appointment	0	0	N/A	79.6%	83.1%	87.0%

* This is based on patients treated on this contract for their most recent course of treatment. Figures in italics indicate the base number of FP17s or Patient Questionnaire responses are less than 100. N/A is shown where the base number of responses is less than 10 during the period. % is calculated as Quantity/Base number*100

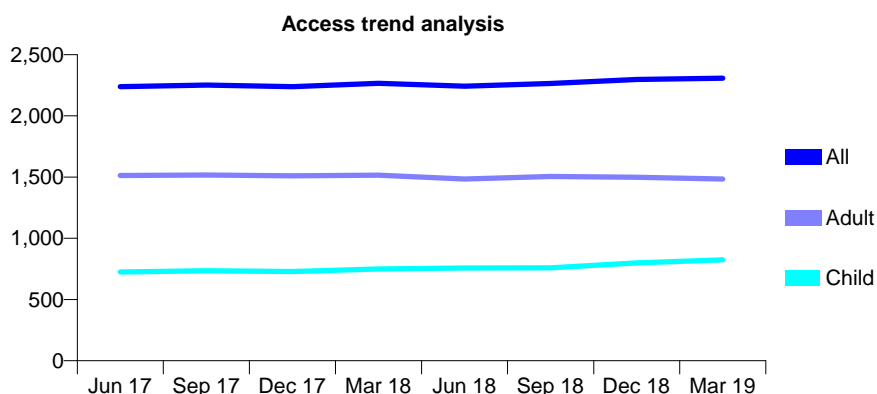
Q61 - Vital Signs At a Glance Contract Report for 763934/0002 - Year end March 2019

Name or company name	Apex Dental Care
Contract type name	GDS Contract
Purpose of contract	General
Contract start date	01/04/2006
Contract end date	

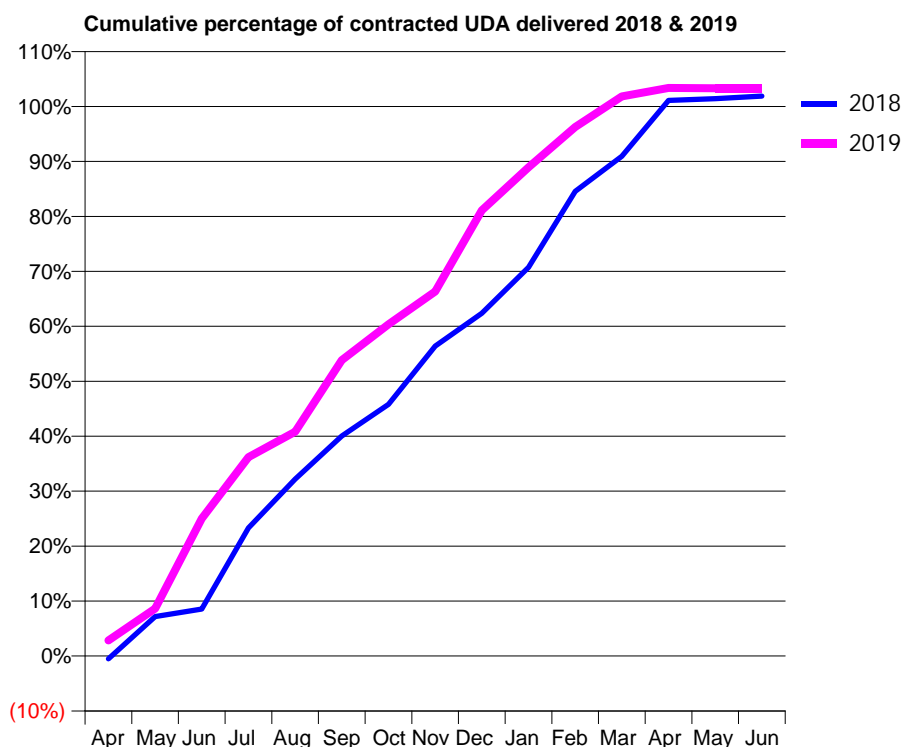
18/19 Contracted general activity (UDA)	5,793
Carry forward general activity (UDA)	-116
18/19 Contracted orthodontic activity (UOA)	0
Carry forward orthodontic activity (UOA)	0
Baseline contract value	£167,213.77

ACCESS*

Patients seen in 24 months	Total	Change since previous quarter
Quarter ending March 2018	2,266	
Quarter ending June 2018	2,242	↓
Quarter ending September 2018	2,264	→
Quarter ending December 2018	2,297	→
Quarter ending March 2019	2,308	→
Variance since March 2018	1.9%	→



ACTIVITY



Month	Adjusted Scheduled Activity (UDA)	
	2018	2019
April	-30	165
May	415	499
June	496	1,448
July	1,350	2,096
August	1,865	2,365
September	2,319	3,119
October	2,653	3,497
November	3,267	3,843
December	3,613	4,697
January	4,097	5,152
February	4,898	5,575
March	5,268	5,898
April	5,857	5,988
May	5,876	5,985
June	5,902	5,985

QUALITY

	Quantity	Base Number	Contract	AT	Region	England
% of FP17s for the same patient ID Re-attending within 3 months - Children	152	1,176	12.9%	10.7%	11.9%	11.8%
% of FP17s for the same patient ID Re-attending within 3 months - Adults	266	1,617	16.5%	16.1%	16.9%	15.7%
% of FP17s for the same patient ID Re-attending between 3 & 9 months - Children	488	1,176	41.5%	45.1%	48.9%	58.9%
% of FP17s for the same patient ID Re-attending between 3 & 9 months - Adults	526	1,617	32.5%	36.9%	38.9%	50.8%
% of FP17s for Band 1 Urgent Courses	280	2,563	10.9%	10.9%	10.7%	9.1%
% of FP17s Relating to Free Repair or Replacements	3	2,563	0.1%	0.5%	0.5%	0.8%
% of FP17s Relating to Continuations	32	2,563	1.2%	0.7%	0.7%	0.9%
% of Patients satisfied with the dentistry they have received	0	0	N/A	89.9%	89.1%	92.5%
% of Patients satisfied with the time they had to wait for an appointment	0	0	N/A	79.6%	83.1%	87.0%

* This is based on patients treated on this contract for their most recent course of treatment. Figures in italics indicate the base number of FP17s or Patient Questionnaire responses are less than 100. N/A is shown where the base number of responses is less than 10 during the period. % is calculated as Quantity/Base number*100

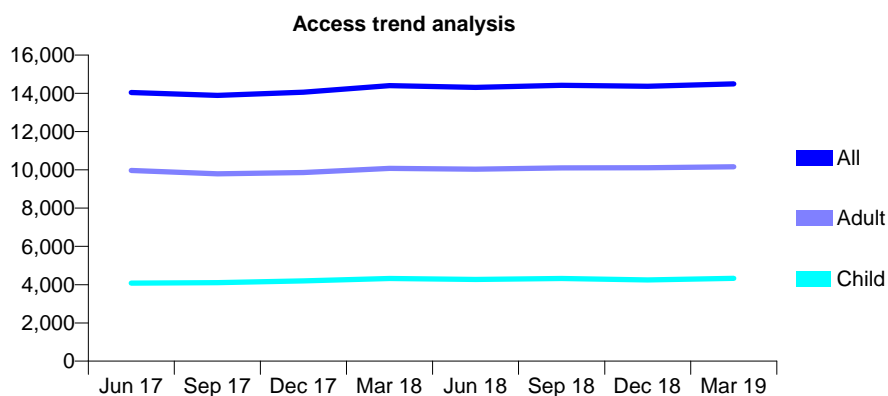
Q61 - Vital Signs At a Glance Contract Report for 764957/0004 - Year end March 2019

Name or company name	Valecha Dental Practice
Contract type name	GDS Contract
Purpose of contract	General
Contract start date	01/04/2006
Contract end date	

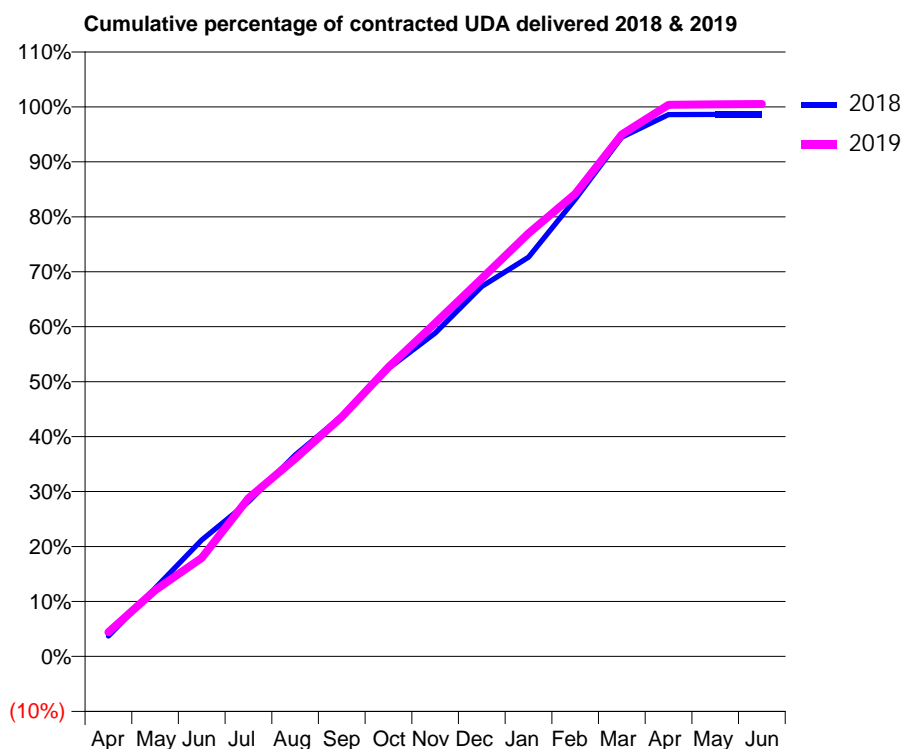
18/19 Contracted general activity (UDA)	40,267
Carry forward general activity (UDA)	-30
18/19 Contracted orthodontic activity (UOA)	0
Carry forward orthodontic activity (UOA)	0
Baseline contract value	£1,169,288.74

ACCESS*

Patients seen in 24 months	Total	Change since previous quarter
Quarter ending March 2018	14,398	
Quarter ending June 2018	14,310	→
Quarter ending September 2018	14,424	→
Quarter ending December 2018	14,365	→
Quarter ending March 2019	14,493	→
Variance since March 2018	0.7%	→



ACTIVITY



Month	2018	2019
April	1,502	1,786
May	5,000	4,855
June	8,540	7,212
July	11,336	11,597
August	14,764	14,485
September	17,593	17,550
October	21,105	21,196
November	23,693	24,423
December	27,116	27,687
January	29,251	30,998
February	33,503	33,891
March	38,046	38,249
April	39,696	40,419
May	39,717	40,453
June	39,713	40,482

QUALITY

	Quantity	Base Number	Contract	AT	Region	England
% of FP17s for the same patient ID Re-attending within 3 months - Children	246	5,382	4.6%	10.7%	11.9%	11.8%
% of FP17s for the same patient ID Re-attending within 3 months - Adults	983	11,204	8.8%	16.1%	16.9%	15.7%
% of FP17s for the same patient ID Re-attending between 3 & 9 months - Children	2,950	5,382	54.8%	45.1%	48.9%	58.9%
% of FP17s for the same patient ID Re-attending between 3 & 9 months - Adults	5,534	11,204	49.4%	36.9%	38.9%	50.8%
% of FP17s for Band 1 Urgent Courses	865	16,739	5.2%	10.9%	10.7%	9.1%
% of FP17s Relating to Free Repair or Replacements	140	16,739	0.8%	0.5%	0.5%	0.8%
% of FP17s Relating to Continuations	54	16,739	0.3%	0.7%	0.7%	0.9%
% of Patients satisfied with the dentistry they have received	3	4	N/A	89.9%	89.1%	92.5%
% of Patients satisfied with the time they had to wait for an appointment	2	4	N/A	79.6%	83.1%	87.0%

* This is based on patients treated on this contract for their most recent course of treatment. Figures in italics indicate the base number of FP17s or Patient Questionnaire responses are less than 100. N/A is shown where the base number of responses is less than 10 during the period. % is calculated as Quantity/Base number*100

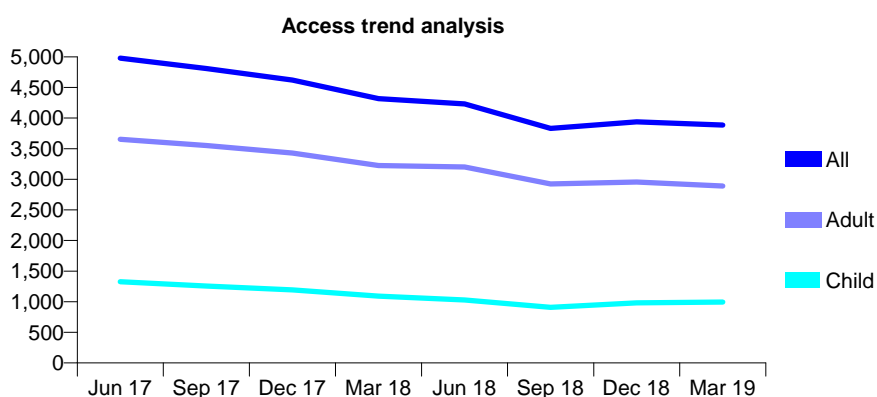
Q61 - Vital Signs At a Glance Contract Report for 765805/0001 - Year end March 2019

Name or company name	MR JR KANOGO
Contract type name	GDS Contract
Purpose of contract	General
Contract start date	01/04/2006
Contract end date	

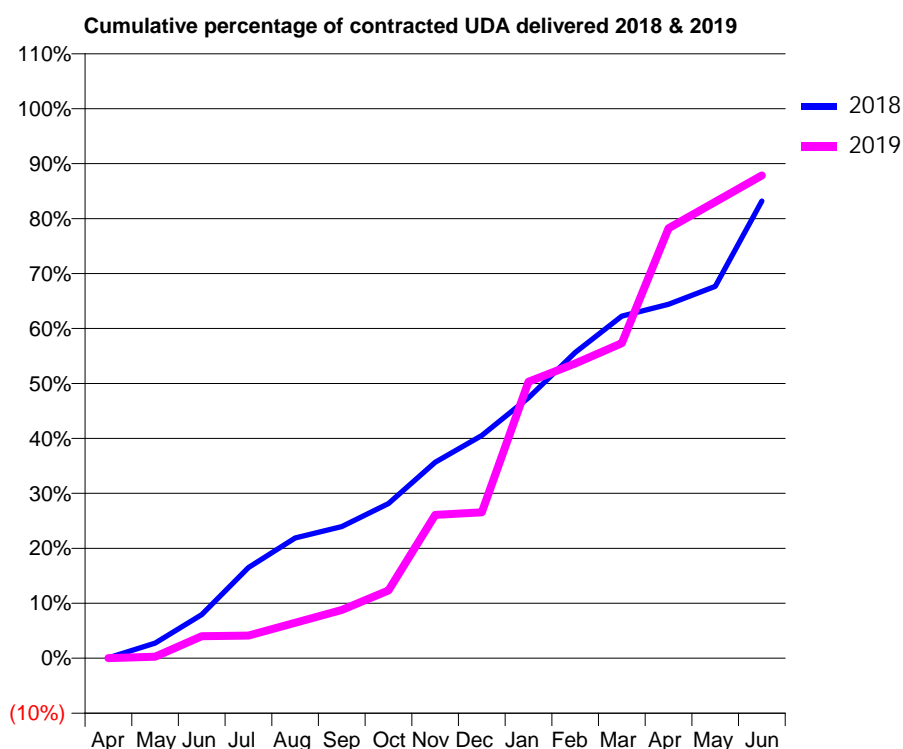
18/19 Contracted general activity (UDA)	13,708
Carry forward general activity (UDA)	0
18/19 Contracted orthodontic activity (UOA)	0
Carry forward orthodontic activity (UOA)	0
Baseline contract value	£367,443.26

ACCESS*

Patients seen in 24 months	Total	Change since previous quarter
Quarter ending March 2018	4,317	
Quarter ending June 2018	4,231	↓
Quarter ending September 2018	3,831	↓
Quarter ending December 2018	3,938	↑
Quarter ending March 2019	3,886	↓
Variance since March 2018	(10.0%)	↓



ACTIVITY



Month	Adjusted Scheduled Activity (UDA)	
	2018	2019
April	13	0
May	379	37
June	1,088	549
July	2,263	564
August	2,998	884
September	3,286	1,203
October	3,856	1,692
November	4,889	3,576
December	5,552	3,637
January	6,500	6,896
February	7,626	7,353
March	8,534	7,858
April	8,828	10,726
May	9,277	11,381
June	11,401	12,039

QUALITY

	Quantity	Base Number	Contract	AT	Region	England
% of FP17s for the same patient ID Re-attending within 3 months - Children	79	808	9.8%	10.7%	11.9%	11.8%
% of FP17s for the same patient ID Re-attending within 3 months - Adults	276	2,364	11.7%	16.1%	16.9%	15.7%
% of FP17s for the same patient ID Re-attending between 3 & 9 months - Children	150	808	18.6%	45.1%	48.9%	58.9%
% of FP17s for the same patient ID Re-attending between 3 & 9 months - Adults	654	2,364	27.7%	36.9%	38.9%	50.8%
% of FP17s for Band 1 Urgent Courses	117	3,498	3.3%	10.9%	10.7%	9.1%
% of FP17s Relating to Free Repair or Replacements	0	3,498	0.0%	0.5%	0.5%	0.8%
% of FP17s Relating to Continuations	0	3,498	0.0%	0.7%	0.7%	0.9%
% of Patients satisfied with the dentistry they have received	7	8	N/A	89.9%	89.1%	92.5%
% of Patients satisfied with the time they had to wait for an appointment	6	8	N/A	79.6%	83.1%	87.0%

* This is based on patients treated on this contract for their most recent course of treatment.

Figures in italics indicate the base number of FP17s or Patient Questionnaire responses are less than 100. N/A is shown where the base number of responses is less than 10 during the period. % is calculated as Quantity/Base number*100

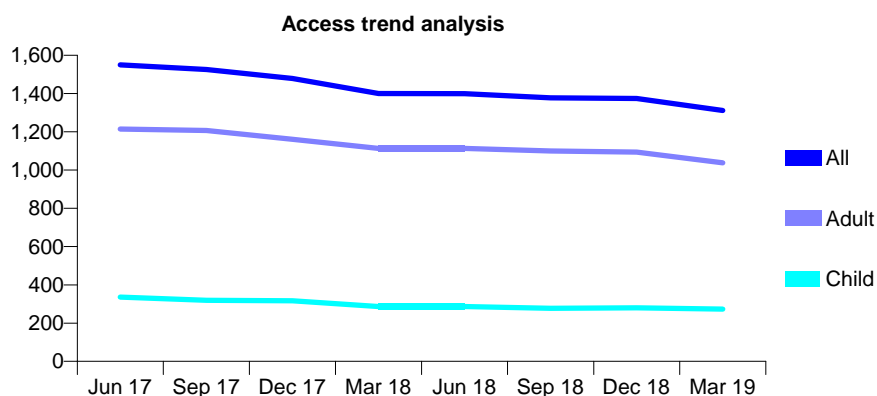
Q61 - Vital Signs At a Glance Contract Report for 766038/0001 - Year end March 2019

Name or company name	MR VO AKINSOLA
Contract type name	GDS Contract
Purpose of contract	General
Contract start date	01/04/2006
Contract end date	

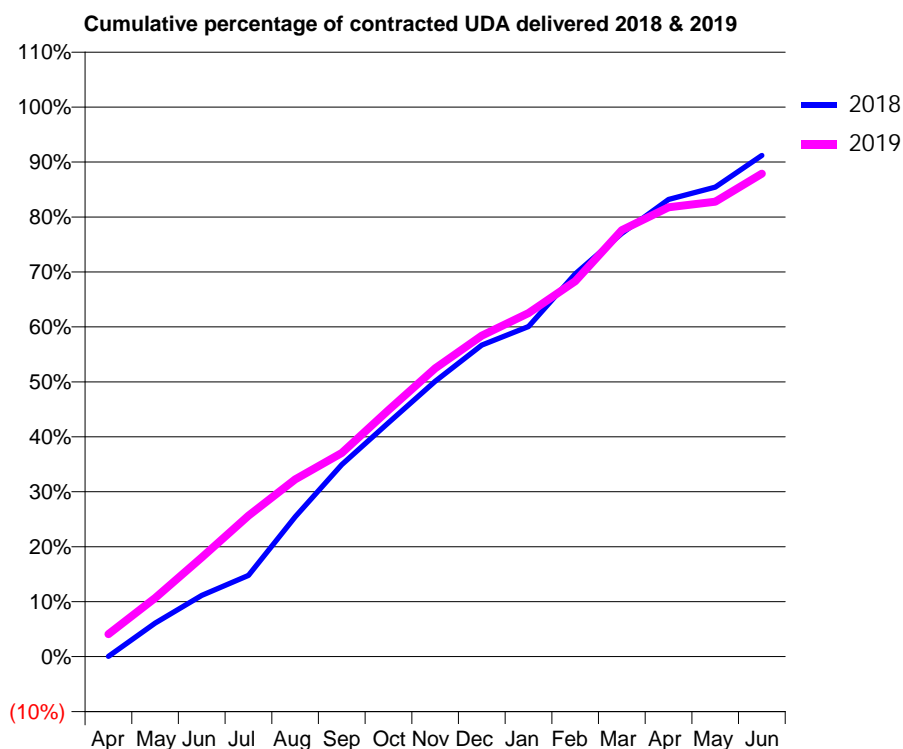
18/19 Contracted general activity (UDA)	6,225
Carry forward general activity (UDA)	0
18/19 Contracted orthodontic activity (UOA)	0
Carry forward orthodontic activity (UOA)	0
Baseline contract value	£203,273.88

ACCESS*

Patients seen in 24 months	Total	Change since previous quarter
Quarter ending March 2018	1,400	
Quarter ending June 2018	1,399	→
Quarter ending September 2018	1,377	↓
Quarter ending December 2018	1,374	→
Quarter ending March 2019	1,311	↓
Variance since March 2018	(6.4%)	↓



ACTIVITY



Month	Adjusted Scheduled Activity (UDA)	
	2018	2019
April	4	254
May	379	666
June	694	1,123
July	920	1,596
August	1,584	2,008
September	2,174	2,308
October	2,649	2,792
November	3,119	3,265
December	3,529	3,635
January	3,739	3,892
February	4,336	4,252
March	4,793	4,830
April	5,179	5,090
May	5,319	5,153
June	5,678	5,470

QUALITY

	Quantity	Base Number	Contract	AT	Region	England
% of FP17s for the same patient ID Re-attending within 3 months - Children	22	250	8.8%	10.7%	11.9%	11.8%
% of FP17s for the same patient ID Re-attending within 3 months - Adults	182	1,019	17.9%	16.1%	16.9%	15.7%
% of FP17s for the same patient ID Re-attending between 3 & 9 months - Children	49	250	19.6%	45.1%	48.9%	58.9%
% of FP17s for the same patient ID Re-attending between 3 & 9 months - Adults	215	1,019	21.1%	36.9%	38.9%	50.8%
% of FP17s for Band 1 Urgent Courses	131	1,243	10.5%	10.9%	10.7%	9.1%
% of FP17s Relating to Free Repair or Replacements	8	1,243	0.6%	0.5%	0.5%	0.8%
% of FP17s Relating to Continuations	1	1,243	0.1%	0.7%	0.7%	0.9%
% of Patients satisfied with the dentistry they have received	0	0	N/A	89.9%	89.1%	92.5%
% of Patients satisfied with the time they had to wait for an appointment	0	0	N/A	79.6%	83.1%	87.0%

* This is based on patients treated on this contract for their most recent course of treatment. Figures in italics indicate the base number of FP17s or Patient Questionnaire responses are less than 100. N/A is shown where the base number of responses is less than 10 during the period. % is calculated as Quantity/Base number*100

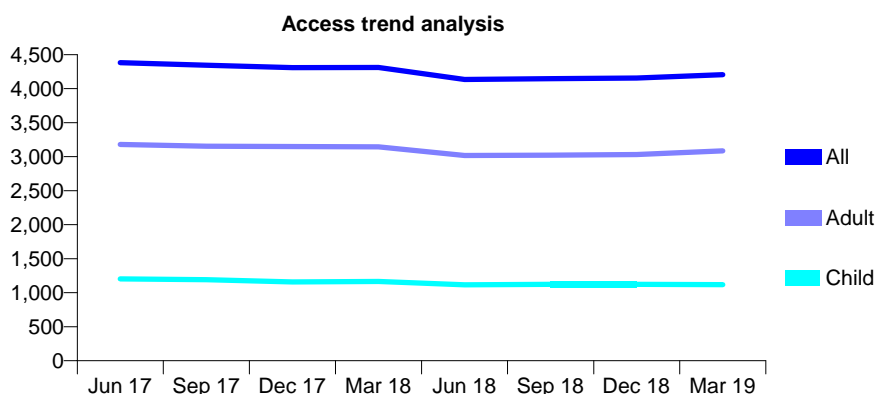
Q61 - Vital Signs At a Glance Contract Report for 766895/0003 - Year end March 2019

Name or company name	MR M SOLTAN MOHAMMADI KHAYAT
Contract type name	GDS Contract
Purpose of contract	General
Contract start date	01/04/2006
Contract end date	

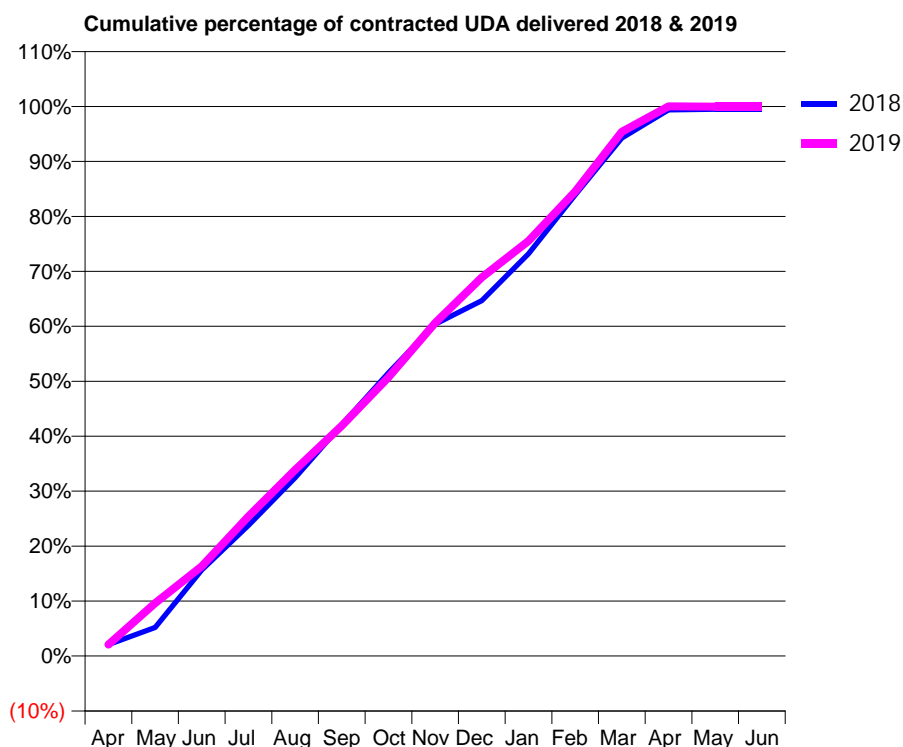
18/19 Contracted general activity (UDA)	15,725
Carry forward general activity (UDA)	82
18/19 Contracted orthodontic activity (UOA)	0
Carry forward orthodontic activity (UOA)	0
Baseline contract value	£403,894.33

ACCESS*

Patients seen in 24 months	Total	Change since previous quarter
Quarter ending March 2018	4,310	
Quarter ending June 2018	4,134	↓
Quarter ending September 2018	4,146	→
Quarter ending December 2018	4,156	→
Quarter ending March 2019	4,204	→
Variance since March 2018	(2.5%)	↓



ACTIVITY



Month	Adjusted Scheduled Activity (UDA)	
	2018	2019
April	330	325
May	817	1,514
June	2,462	2,567
July	3,738	3,996
August	5,104	5,330
September	6,618	6,587
October	8,105	7,979
November	9,496	9,535
December	10,166	10,831
January	11,509	11,878
February	13,193	13,292
March	14,819	14,998
April	15,630	15,729
May	15,643	15,721
June	15,643	15,720

QUALITY

	Quantity	Base Number	Contract	AT	Region	England
% of FP17s for the same patient ID Re-attending within 3 months - Children	113	1,313	8.6%	10.7%	11.9%	11.8%
% of FP17s for the same patient ID Re-attending within 3 months - Adults	341	2,903	11.7%	16.1%	16.9%	15.7%
% of FP17s for the same patient ID Re-attending between 3 & 9 months - Children	519	1,313	39.5%	45.1%	48.9%	58.9%
% of FP17s for the same patient ID Re-attending between 3 & 9 months - Adults	924	2,903	31.8%	36.9%	38.9%	50.8%
% of FP17s for Band 1 Urgent Courses	601	4,236	14.2%	10.9%	10.7%	9.1%
% of FP17s Relating to Free Repair or Replacements	0	4,236	0.0%	0.5%	0.5%	0.8%
% of FP17s Relating to Continuations	20	4,236	0.5%	0.7%	0.7%	0.9%
% of Patients satisfied with the dentistry they have received	2	2	N/A	89.9%	89.1%	92.5%
% of Patients satisfied with the time they had to wait for an appointment	2	2	N/A	79.6%	83.1%	87.0%

* This is based on patients treated on this contract for their most recent course of treatment. Figures in italics indicate the base number of FP17s or Patient Questionnaire responses are less than 100. N/A is shown where the base number of responses is less than 10 during the period. % is calculated as Quantity/Base number*100

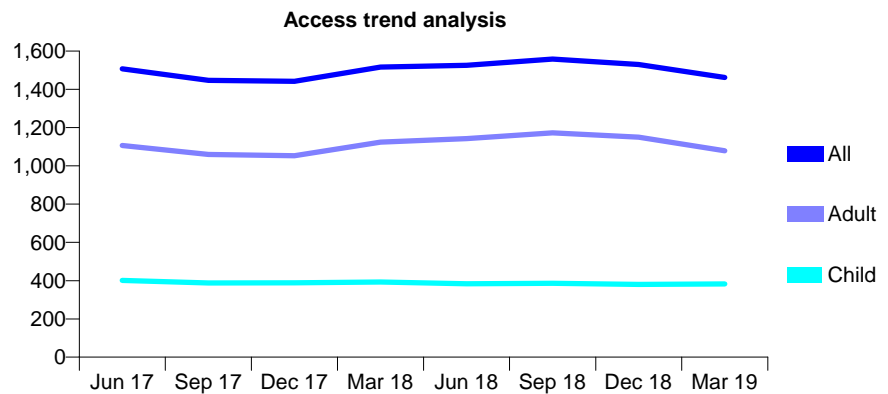
Q61 - Vital Signs At a Glance Contract Report for 766895/0005 - Year end March 2019

Name or company name	MR M SOLTAN MOHAMMADI KHAYAT
Contract type name	GDS Contract
Purpose of contract	General
Contract start date	01/06/2015
Contract end date	

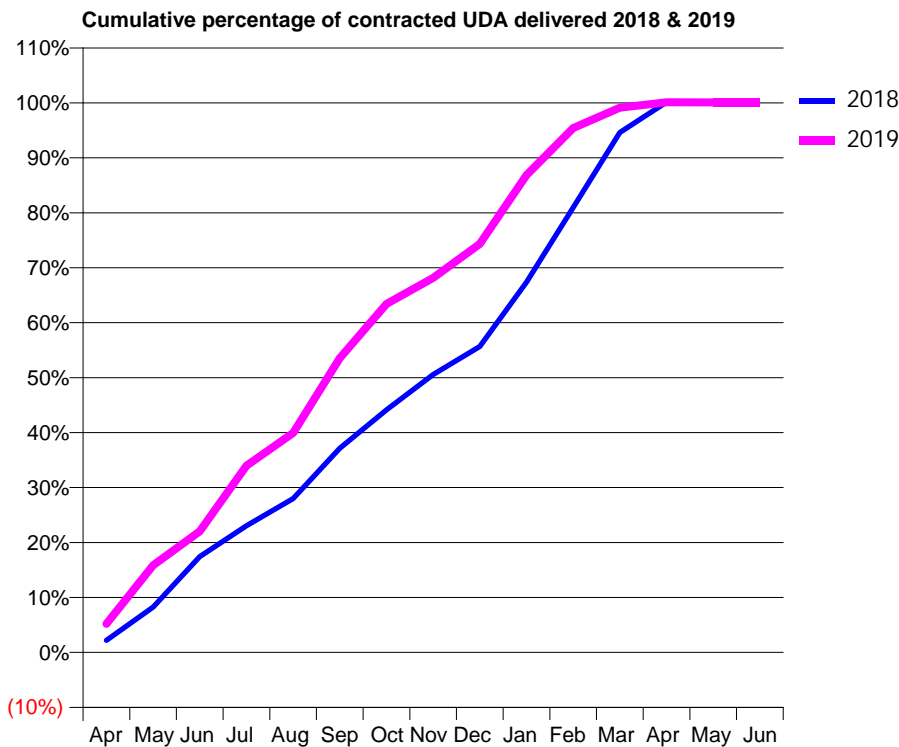
18/19 Contracted general activity (UDA)	5,000
Carry forward general activity (UDA)	-8
18/19 Contracted orthodontic activity (UOA)	0
Carry forward orthodontic activity (UOA)	0
Baseline contract value	£163,522.67

ACCESS*

Patients seen in 24 months	Total	Change since previous quarter
Quarter ending March 2018	1,517	
Quarter ending June 2018	1,526	→
Quarter ending September 2018	1,558	↑
Quarter ending December 2018	1,530	↓
Quarter ending March 2019	1,462	↓
Variance since March 2018	(3.6%)	↓



ACTIVITY



Month	Adjusted Scheduled Activity (UDA)	
	2018	2019
April	110	260
May	413	793
June	872	1,101
July	1,154	1,698
August	1,400	1,997
September	1,857	2,677
October	2,207	3,171
November	2,529	3,408
December	2,784	3,717
January	3,369	4,343
February	4,049	4,772
March	4,730	4,956
April	5,006	5,006
May	5,008	5,005
June	5,008	5,005

QUALITY

	Quantity	Base Number	Contract	AT	Region	England
% of FP17s for the same patient ID Re-attending within 3 months - Children	29	430	6.7%	10.7%	11.9%	11.8%
% of FP17s for the same patient ID Re-attending within 3 months - Adults	164	1,026	16.0%	16.1%	16.9%	15.7%
% of FP17s for the same patient ID Re-attending between 3 & 9 months - Children	148	430	34.4%	45.1%	48.9%	58.9%
% of FP17s for the same patient ID Re-attending between 3 & 9 months - Adults	255	1,026	24.9%	36.9%	38.9%	50.8%
% of FP17s for Band 1 Urgent Courses	102	1,415	7.2%	10.9%	10.7%	9.1%
% of FP17s Relating to Free Repair or Replacements	2	1,415	0.1%	0.5%	0.5%	0.8%
% of FP17s Relating to Continuations	2	1,415	0.1%	0.7%	0.7%	0.9%
% of Patients satisfied with the dentistry they have received	1	1	N/A	89.9%	89.1%	92.5%
% of Patients satisfied with the time they had to wait for an appointment	1	1	N/A	79.6%	83.1%	87.0%

* This is based on patients treated on this contract for their most recent course of treatment. Figures in italics indicate the base number of FP17s or Patient Questionnaire responses are less than 100. N/A is shown where the base number of responses is less than 10 during the period. % is calculated as Quantity/Base number*100

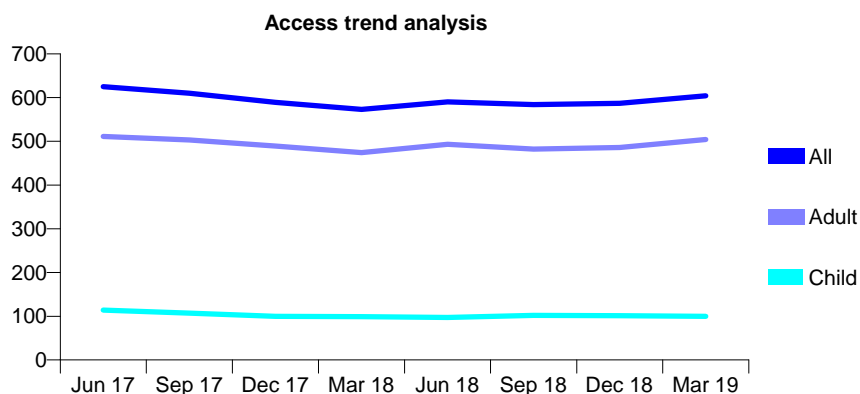
Q61 - Vital Signs At a Glance Contract Report for 769037/0001 - Year end March 2019

Name or company name	MR B VARNAMKHASTY
Contract type name	GDS Contract
Purpose of contract	General
Contract start date	01/04/2006
Contract end date	

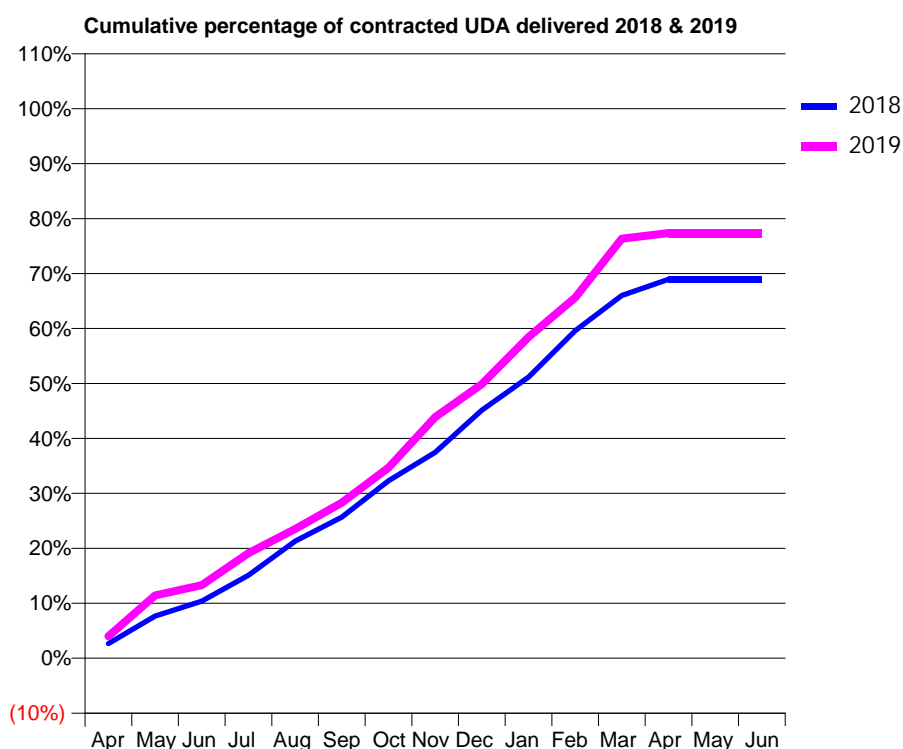
18/19 Contracted general activity (UDA)	2,936
Carry forward general activity (UDA)	0
18/19 Contracted orthodontic activity (UOA)	0
Carry forward orthodontic activity (UOA)	0
Baseline contract value	£97,518.76

ACCESS*

Patients seen in 24 months	Total	Change since previous quarter
Quarter ending March 2018	573	
Quarter ending June 2018	590	↑
Quarter ending September 2018	584	↓
Quarter ending December 2018	587	→
Quarter ending March 2019	604	↑
Variance since March 2018	5.4%	↑



ACTIVITY



Month	2018	2019
April	79	118
May	225	336
June	305	390
July	443	561
August	626	690
September	754	831
October	948	1,018
November	1,100	1,288
December	1,325	1,464
January	1,502	1,716
February	1,749	1,927
March	1,938	2,241
April	2,024	2,272
May	2,024	2,272
June	2,024	2,272

QUALITY

	Quantity	Base Number	Contract	AT	Region	England
% of FP17s for the same patient ID Re-attending within 3 months - Children	2	125	1.6%	10.7%	11.9%	11.8%
% of FP17s for the same patient ID Re-attending within 3 months - Adults	29	540	5.4%	16.1%	16.9%	15.7%
% of FP17s for the same patient ID Re-attending between 3 & 9 months - Children	62	125	49.6%	45.1%	48.9%	58.9%
% of FP17s for the same patient ID Re-attending between 3 & 9 months - Adults	194	540	35.9%	36.9%	38.9%	50.8%
% of FP17s for Band 1 Urgent Courses	45	653	6.9%	10.9%	10.7%	9.1%
% of FP17s Relating to Free Repair or Replacements	1	653	0.2%	0.5%	0.5%	0.8%
% of FP17s Relating to Continuations	0	653	0.0%	0.7%	0.7%	0.9%
% of Patients satisfied with the dentistry they have received	0	0	N/A	89.9%	89.1%	92.5%
% of Patients satisfied with the time they had to wait for an appointment	0	0	N/A	79.6%	83.1%	87.0%

* This is based on patients treated on this contract for their most recent course of treatment.

Figures in italics indicate the base number of FP17s or Patient Questionnaire responses are less than 100. N/A is shown where the base number of responses is less than 10 during the period. % is calculated as Quantity/Base number*100

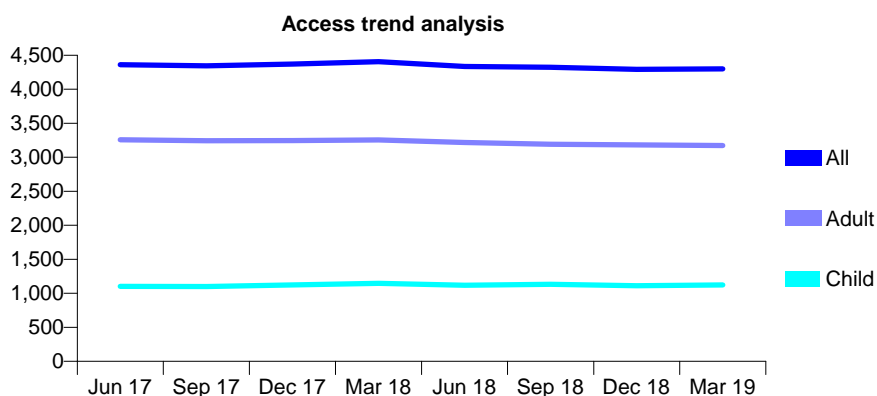
Q61 - Vital Signs At a Glance Contract Report for 769568/0001 - Year end March 2019

Name or company name	MRS M RAFIEE
Contract type name	GDS Contract
Purpose of contract	General
Contract start date	01/04/2006
Contract end date	

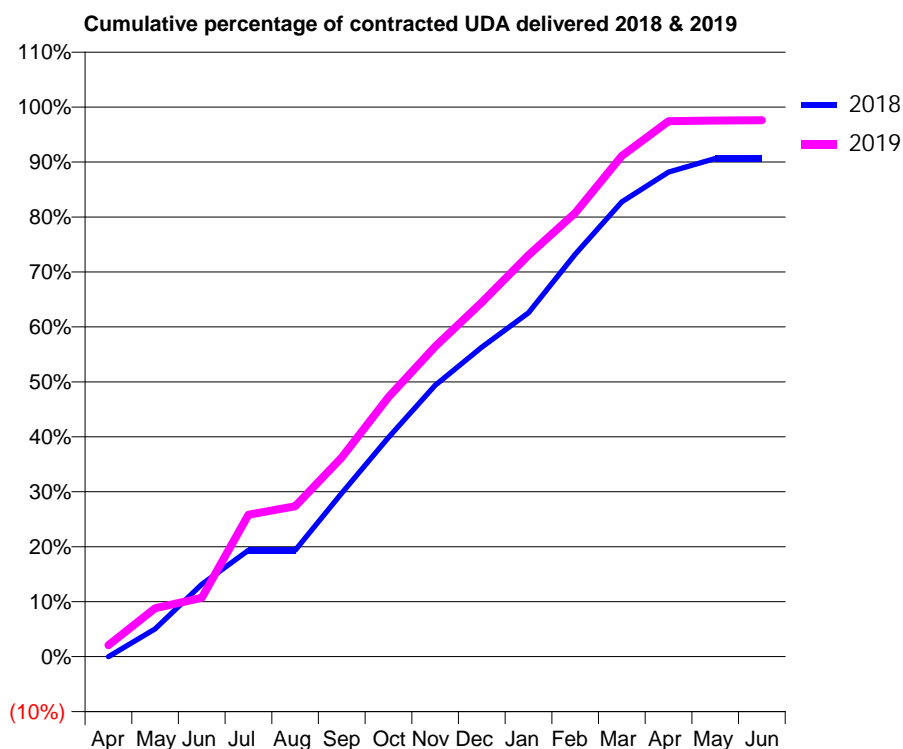
18/19 Contracted general activity (UDA)	12,620
Carry forward general activity (UDA)	0
18/19 Contracted orthodontic activity (UOA)	0
Carry forward orthodontic activity (UOA)	0
Baseline contract value	£368,713.75

ACCESS*

Patients seen in 24 months	Total	Change since previous quarter
Quarter ending March 2018	4,404	
Quarter ending June 2018	4,335	↓
Quarter ending September 2018	4,323	→
Quarter ending December 2018	4,293	→
Quarter ending March 2019	4,299	→
Variance since March 2018	(2.4%)	↓



ACTIVITY



Month	Adjusted Scheduled Activity (UDA)	
	2018	2019
April	-6	261
May	639	1,113
June	1,662	1,353
July	2,443	3,259
August	2,443	3,453
September	3,756	4,575
October	5,034	5,957
November	6,230	7,123
December	7,108	8,137
January	7,895	9,218
February	9,242	10,191
March	10,445	11,498
April	11,128	12,294
May	11,441	12,311
June	11,441	12,316

QUALITY

	Quantity	Base Number	Contract	AT	Region	England
% of FP17s for the same patient ID Re-attending within 3 months - Children	96	1,432	6.7%	10.7%	11.9%	11.8%
% of FP17s for the same patient ID Re-attending within 3 months - Adults	407	3,520	11.6%	16.1%	16.9%	15.7%
% of FP17s for the same patient ID Re-attending between 3 & 9 months - Children	640	1,432	44.7%	45.1%	48.9%	58.9%
% of FP17s for the same patient ID Re-attending between 3 & 9 months - Adults	1,374	3,520	39.0%	36.9%	38.9%	50.8%
% of FP17s for Band 1 Urgent Courses	547	4,841	11.3%	10.9%	10.7%	9.1%
% of FP17s Relating to Free Repair or Replacements	42	4,841	0.9%	0.5%	0.5%	0.8%
% of FP17s Relating to Continuations	51	4,841	1.1%	0.7%	0.7%	0.9%
% of Patients satisfied with the dentistry they have received	0	0	N/A	89.9%	89.1%	92.5%
% of Patients satisfied with the time they had to wait for an appointment	0	0	N/A	79.6%	83.1%	87.0%

* This is based on patients treated on this contract for their most recent course of treatment. Figures in italics indicate the base number of FP17s or Patient Questionnaire responses are less than 100. N/A is shown where the base number of responses is less than 10 during the period. % is calculated as Quantity/Base number*100

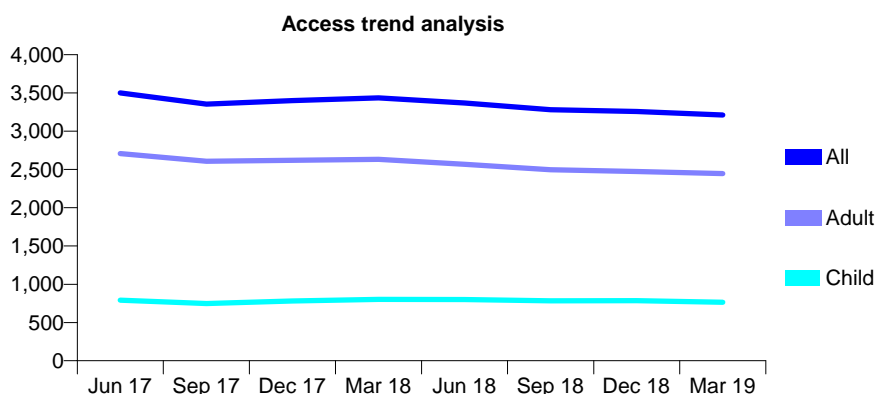
Q61 - Vital Signs At a Glance Contract Report for 778249/0001 - Year end March 2019

Name or company name	MISS RJ SANGHVI
Contract type name	GDS Contract
Purpose of contract	General
Contract start date	01/09/2011
Contract end date	

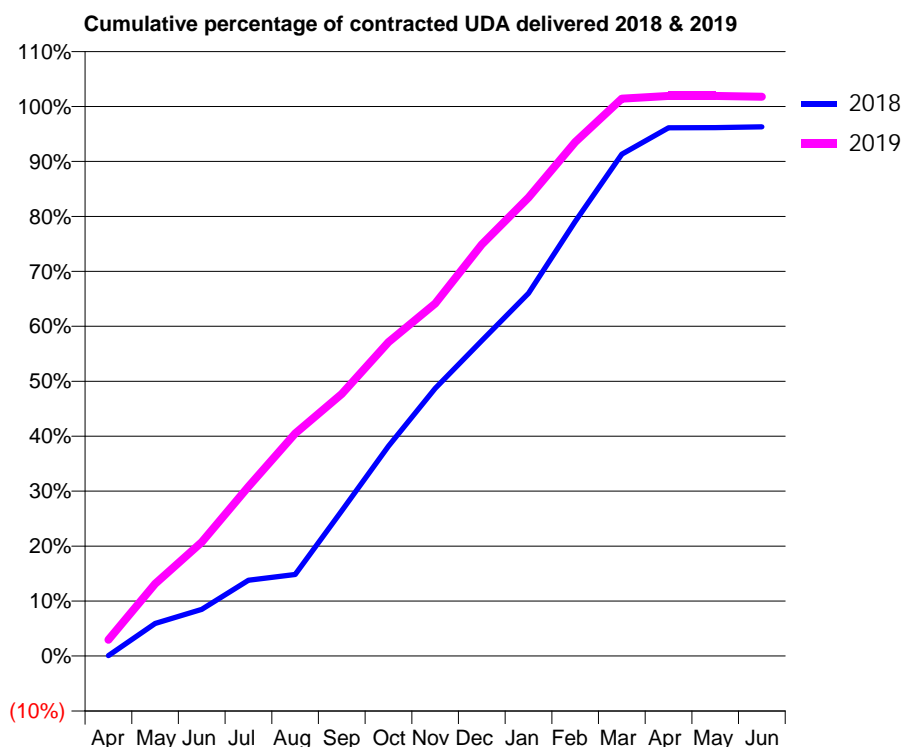
18/19 Contracted general activity (UDA)	8,726
Carry forward general activity (UDA)	156
18/19 Contracted orthodontic activity (UOA)	0
Carry forward orthodontic activity (UOA)	0
Baseline contract value	£213,439.77

ACCESS*

Patients seen in 24 months	Total	Change since previous quarter
Quarter ending March 2018	3,434	
Quarter ending June 2018	3,369	↓
Quarter ending September 2018	3,281	↓
Quarter ending December 2018	3,257	→
Quarter ending March 2019	3,212	↓
Variance since March 2018	(6.5%)	↓



ACTIVITY



Month	Adjusted Scheduled Activity (UDA)	
	2018	2019
April	7	260
May	519	1,148
June	741	1,808
July	1,203	2,691
August	1,295	3,534
September	2,306	4,162
October	3,333	4,986
November	4,251	5,598
December	5,006	6,533
January	5,758	7,279
February	6,899	8,160
March	7,967	8,851
April	8,387	8,892
May	8,391	8,893
June	8,404	8,881

QUALITY

	Quantity	Base Number	Contract	AT	Region	England
% of FP17s for the same patient ID Re-attending within 3 months - Children	106	998	10.6%	10.7%	11.9%	11.8%
% of FP17s for the same patient ID Re-attending within 3 months - Adults	394	2,594	15.2%	16.1%	16.9%	15.7%
% of FP17s for the same patient ID Re-attending between 3 & 9 months - Children	471	998	47.2%	45.1%	48.9%	58.9%
% of FP17s for the same patient ID Re-attending between 3 & 9 months - Adults	931	2,594	35.9%	36.9%	38.9%	50.8%
% of FP17s for Band 1 Urgent Courses	379	3,518	10.8%	10.9%	10.7%	9.1%
% of FP17s Relating to Free Repair or Replacements	30	3,518	0.9%	0.5%	0.5%	0.8%
% of FP17s Relating to Continuations	21	3,518	0.6%	0.7%	0.7%	0.9%
% of Patients satisfied with the dentistry they have received	4	4	N/A	89.9%	89.1%	92.5%
% of Patients satisfied with the time they had to wait for an appointment	3	4	N/A	79.6%	83.1%	87.0%

* This is based on patients treated on this contract for their most recent course of treatment. Figures in italics indicate the base number of FP17s or Patient Questionnaire responses are less than 100. N/A is shown where the base number of responses is less than 10 during the period. % is calculated as Quantity/Base number*100

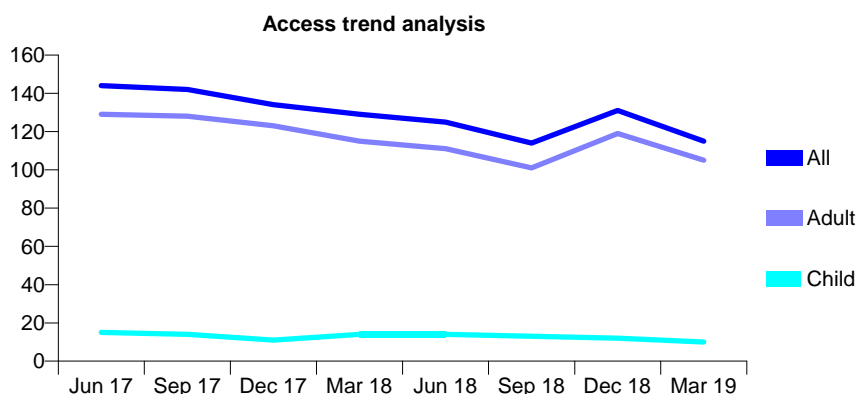
Q61 - Vital Signs At a Glance Contract Report for 781800/0001 - Year end March 2019

Name or company name	MR B NISAR
Contract type name	GDS Contract
Purpose of contract	General
Contract start date	28/07/2011
Contract end date	

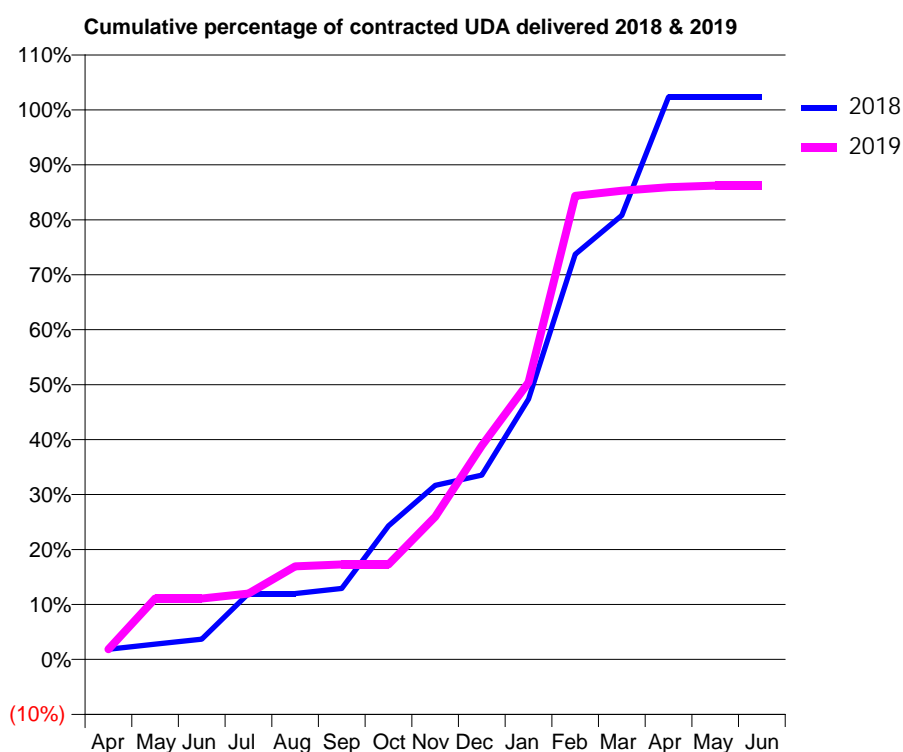
18/19 Contracted general activity (UDA)	325
Carry forward general activity (UDA)	-6
18/19 Contracted orthodontic activity (UOA)	0
Carry forward orthodontic activity (UOA)	0
Baseline contract value	£7,633.49

ACCESS*

Patients seen in 24 months	Total	Change since previous quarter
Quarter ending March 2018	129	
Quarter ending June 2018	125	↓
Quarter ending September 2018	114	↓
Quarter ending December 2018	131	↑
Quarter ending March 2019	115	↓
Variance since March 2018	(10.9%)	↓



ACTIVITY



Month	Adjusted Scheduled Activity (UDA)	
	2018	2019
April	6	6
May	9	36
June	12	36
July	39	39
August	39	55
September	42	56
October	79	56
November	103	84
December	109	126
January	154	164
February	240	274
March	263	277
April	333	279
May	333	280
June	333	280

QUALITY

	Quantity	Base Number	Contract	AT	Region	England
% of FP17s for the same patient ID Re-attending within 3 months - Children	0	9	0.0%	10.7%	11.9%	11.8%
% of FP17s for the same patient ID Re-attending within 3 months - Adults	6	92	6.5%	16.1%	16.9%	15.7%
% of FP17s for the same patient ID Re-attending between 3 & 9 months - Children	0	9	0.0%	45.1%	48.9%	58.9%
% of FP17s for the same patient ID Re-attending between 3 & 9 months - Adults	10	92	10.9%	36.9%	38.9%	50.8%
% of FP17s for Band 1 Urgent Courses	6	94	6.4%	10.9%	10.7%	9.1%
% of FP17s Relating to Free Repair or Replacements	0	94	0.0%	0.5%	0.5%	0.8%
% of FP17s Relating to Continuations	0	94	0.0%	0.7%	0.7%	0.9%
% of Patients satisfied with the dentistry they have received	0	0	N/A	89.9%	89.1%	92.5%
% of Patients satisfied with the time they had to wait for an appointment	0	0	N/A	79.6%	83.1%	87.0%

* This is based on patients treated on this contract for their most recent course of treatment. Figures in italics indicate the base number of FP17s or Patient Questionnaire responses are less than 100. N/A is shown where the base number of responses is less than 10 during the period. % is calculated as Quantity/Base number*100

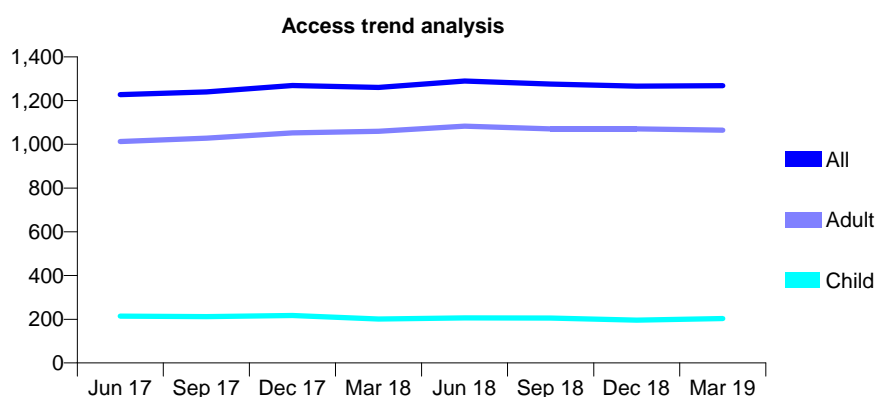
Q61 - Vital Signs At a Glance Contract Report for 782874/0001 - Year end March 2019

Name or company name	MR DR SADOH
Contract type name	GDS Contract
Purpose of contract	General
Contract start date	01/04/2006
Contract end date	

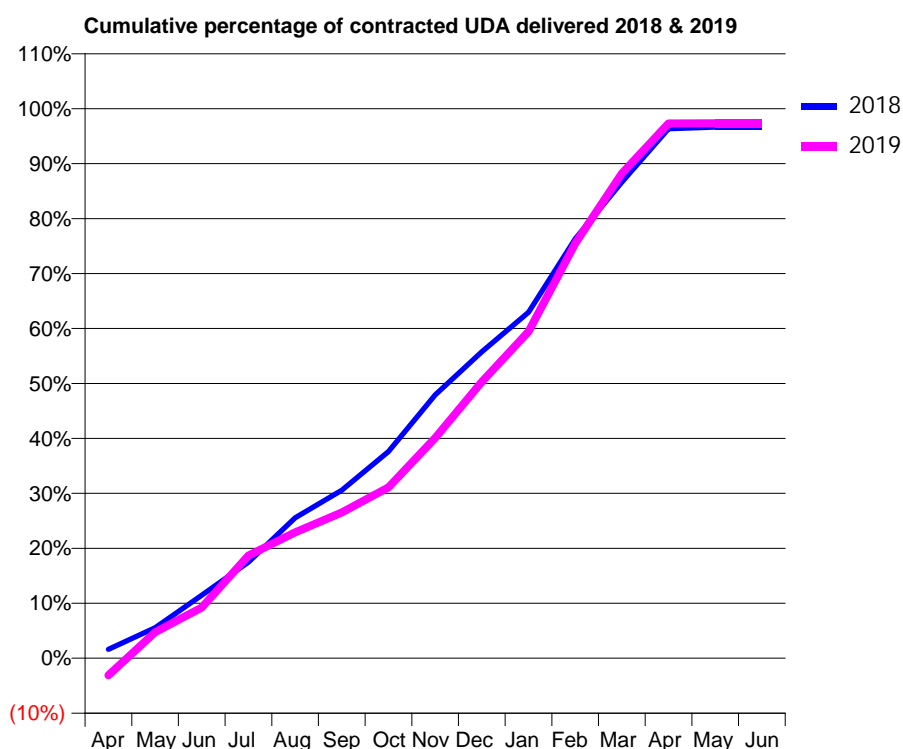
18/19 Contracted general activity (UDA)	4,263
Carry forward general activity (UDA)	144
18/19 Contracted orthodontic activity (UOA)	0
Carry forward orthodontic activity (UOA)	0
Baseline contract value	£156,549.58

ACCESS*

Patients seen in 24 months	Total	Change since previous quarter
Quarter ending March 2018	1,260	
Quarter ending June 2018	1,289	↑
Quarter ending September 2018	1,276	↓
Quarter ending December 2018	1,266	→
Quarter ending March 2019	1,268	→
Variance since March 2018	0.6%	→



ACTIVITY



Adjusted Scheduled Activity (UDA)		
Month	2018	2019
April	69	-133
May	236	203
June	489	392
July	745	796
August	1,090	977
September	1,303	1,130
October	1,603	1,326
November	2,042	1,708
December	2,377	2,143
January	2,683	2,533
February	3,253	3,216
March	3,693	3,759
April	4,107	4,149
May	4,119	4,150
June	4,119	4,150

QUALITY

	Quantity	Base Number	Contract	AT	Region	England
% of FP17s for the same patient ID Re-attending within 3 months - Children	10	173	5.8%	10.7%	11.9%	11.8%
% of FP17s for the same patient ID Re-attending within 3 months - Adults	123	925	13.3%	16.1%	16.9%	15.7%
% of FP17s for the same patient ID Re-attending between 3 & 9 months - Children	59	173	34.1%	45.1%	48.9%	58.9%
% of FP17s for the same patient ID Re-attending between 3 & 9 months - Adults	188	925	20.3%	36.9%	38.9%	50.8%
% of FP17s for Band 1 Urgent Courses	321	1,104	29.1%	10.9%	10.7%	9.1%
% of FP17s Relating to Free Repair or Replacements	0	1,104	0.0%	0.5%	0.5%	0.8%
% of FP17s Relating to Continuations	5	1,104	0.5%	0.7%	0.7%	0.9%
% of Patients satisfied with the dentistry they have received	0	0	N/A	89.9%	89.1%	92.5%
% of Patients satisfied with the time they had to wait for an appointment	0	0	N/A	79.6%	83.1%	87.0%

* This is based on patients treated on this contract for their most recent course of treatment.

Figures in italics indicate the base number of FP17s or Patient Questionnaire responses are less than 100. N/A is shown where the base number of responses is less than 10 during the period. % is calculated as Quantity/Base number*100

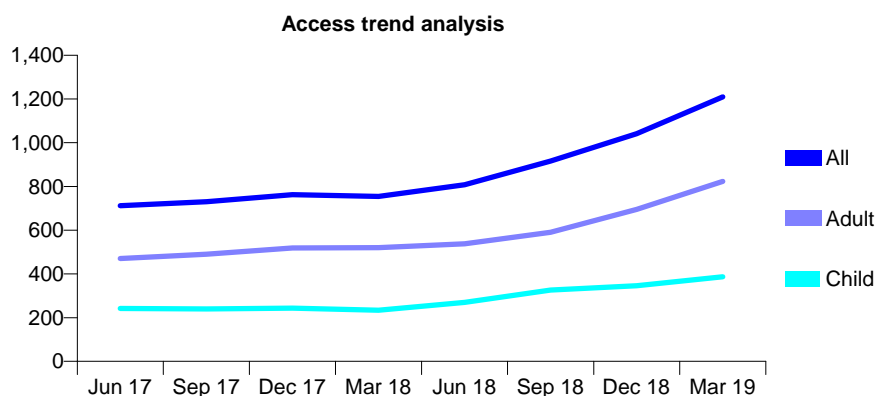
Q61 - Vital Signs At a Glance Contract Report for 783099/0001 - Year end March 2019

Name or company name	Shape Dental Clinic
Contract type name	GDS Contract
Purpose of contract	General
Contract start date	01/12/2007
Contract end date	

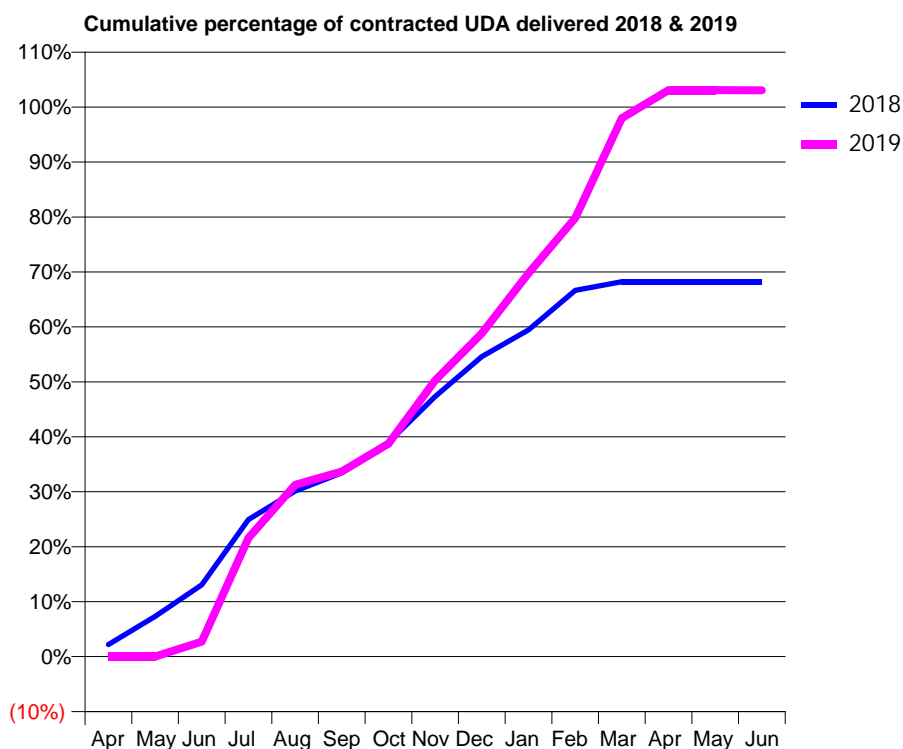
18/19 Contracted general activity (UDA)	3,600
Carry forward general activity (UDA)	0
18/19 Contracted orthodontic activity (UOA)	0
Carry forward orthodontic activity (UOA)	0
Baseline contract value	£99,950.05

ACCESS*

Patients seen in 24 months	Total	Change since previous quarter
Quarter ending March 2018	754	
Quarter ending June 2018	808	↑
Quarter ending September 2018	916	↑
Quarter ending December 2018	1,041	↑
Quarter ending March 2019	1,210	↑
Variance since March 2018	60.5%	↑



ACTIVITY



Month	Adjusted Scheduled Activity (UDA)	
	2018	2019
April	79	0
May	263	0
June	471	98
July	899	778
August	1,084	1,126
September	1,204	1,212
October	1,403	1,395
November	1,704	1,811
December	1,965	2,117
January	2,141	2,511
February	2,399	2,873
March	2,456	3,527
April	2,456	3,710
May	2,456	3,710
June	2,456	3,709

QUALITY

	Quantity	Base Number	Contract	AT	Region	England
% of FP17s for the same patient ID Re-attending within 3 months - Children	26	435	6.0%	10.7%	11.9%	11.8%
% of FP17s for the same patient ID Re-attending within 3 months - Adults	44	710	6.2%	16.1%	16.9%	15.7%
% of FP17s for the same patient ID Re-attending between 3 & 9 months - Children	101	435	23.2%	45.1%	48.9%	58.9%
% of FP17s for the same patient ID Re-attending between 3 & 9 months - Adults	103	710	14.5%	36.9%	38.9%	50.8%
% of FP17s for Band 1 Urgent Courses	47	1,192	3.9%	10.9%	10.7%	9.1%
% of FP17s Relating to Free Repair or Replacements	2	1,192	0.2%	0.5%	0.5%	0.8%
% of FP17s Relating to Continuations	2	1,192	0.2%	0.7%	0.7%	0.9%
% of Patients satisfied with the dentistry they have received	0	0	N/A	89.9%	89.1%	92.5%
% of Patients satisfied with the time they had to wait for an appointment	0	0	N/A	79.6%	83.1%	87.0%

* This is based on patients treated on this contract for their most recent course of treatment. Figures in italics indicate the base number of FP17s or Patient Questionnaire responses are less than 100. N/A is shown where the base number of responses is less than 10 during the period. % is calculated as Quantity/Base number*100

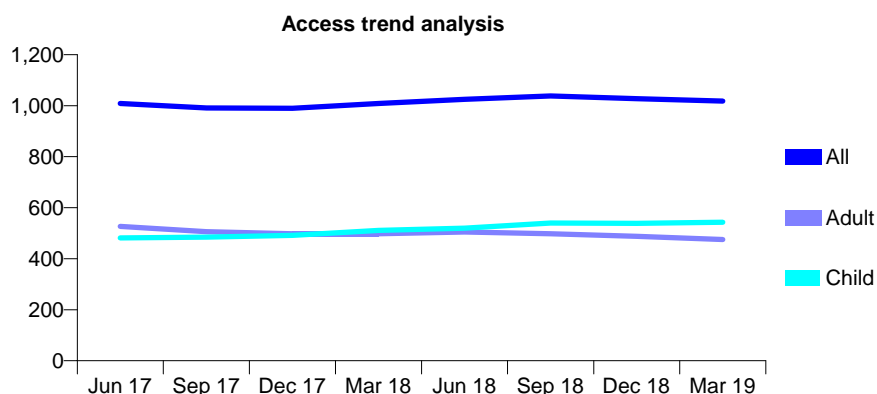
Q61 - Vital Signs At a Glance Contract Report for 785490/0001 - Year end March 2019

Name or company name	MRS FI OLUYANNWO
Contract type name	GDS Contract
Purpose of contract	General
Contract start date	09/11/2009
Contract end date	

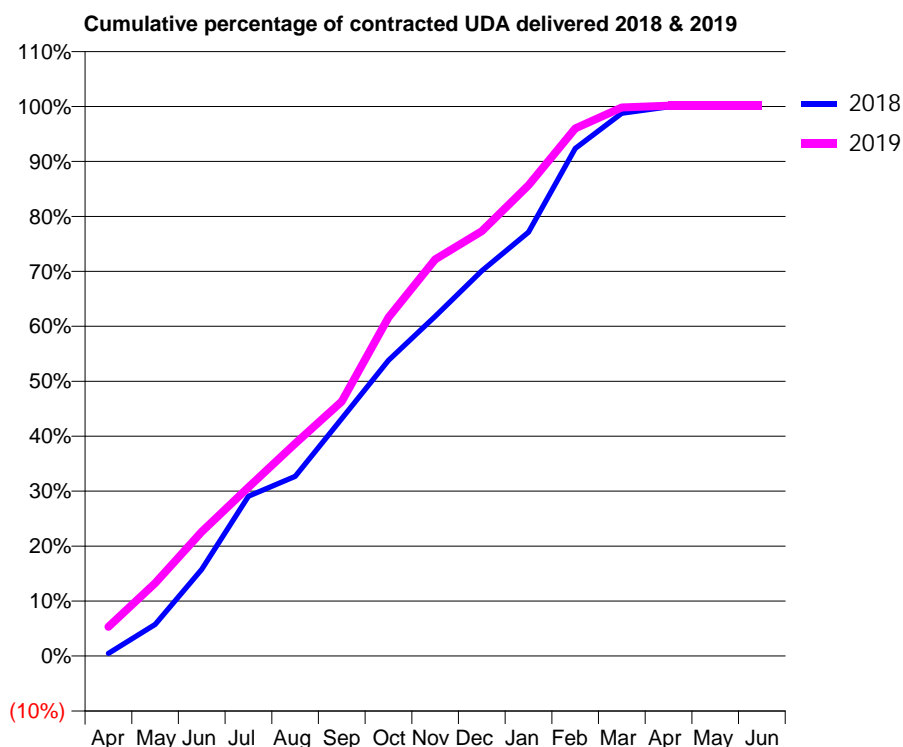
18/19 Contracted general activity (UDA)	2,582
Carry forward general activity (UDA)	2
18/19 Contracted orthodontic activity (UOA)	0
Carry forward orthodontic activity (UOA)	0
Baseline contract value	£95,412.99

ACCESS*

Patients seen in 24 months	Total	Change since previous quarter
Quarter ending March 2018	1,009	
Quarter ending June 2018	1,025	→
Quarter ending September 2018	1,038	→
Quarter ending December 2018	1,027	↓
Quarter ending March 2019	1,018	→
Variance since March 2018	0.9%	→



ACTIVITY



Month	Adjusted Scheduled Activity (UDA)	
	2018	2019
April	13	138
May	149	342
June	407	584
July	751	793
August	844	998
September	1,116	1,196
October	1,389	1,591
November	1,596	1,864
December	1,810	1,996
January	1,992	2,211
February	2,385	2,479
March	2,550	2,578
April	2,580	2,586
May	2,580	2,586
June	2,580	2,586

QUALITY

	Quantity	Base Number	Contract	AT	Region	England
% of FP17s for the same patient ID Re-attending within 3 months - Children	34	782	4.3%	10.7%	11.9%	11.8%
% of FP17s for the same patient ID Re-attending within 3 months - Adults	40	521	7.7%	16.1%	16.9%	15.7%
% of FP17s for the same patient ID Re-attending between 3 & 9 months - Children	481	782	61.5%	45.1%	48.9%	58.9%
% of FP17s for the same patient ID Re-attending between 3 & 9 months - Adults	263	521	50.5%	36.9%	38.9%	50.8%
% of FP17s for Band 1 Urgent Courses	43	1,287	3.3%	10.9%	10.7%	9.1%
% of FP17s Relating to Free Repair or Replacements	0	1,287	0.0%	0.5%	0.5%	0.8%
% of FP17s Relating to Continuations	2	1,287	0.2%	0.7%	0.7%	0.9%
% of Patients satisfied with the dentistry they have received	0	0	N/A	89.9%	89.1%	92.5%
% of Patients satisfied with the time they had to wait for an appointment	0	0	N/A	79.6%	83.1%	87.0%

* This is based on patients treated on this contract for their most recent course of treatment. Figures in italics indicate the base number of FP17s or Patient Questionnaire responses are less than 100. N/A is shown where the base number of responses is less than 10 during the period. % is calculated as Quantity/Base number*100

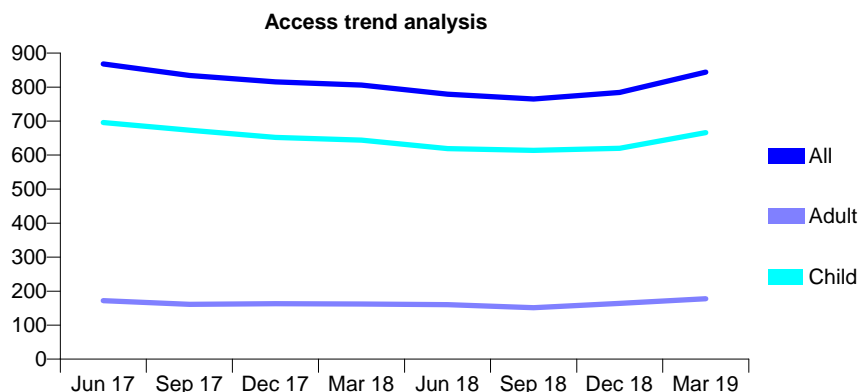
Q61 - Vital Signs At a Glance Contract Report for 785806/0001 - Year end March 2019

Name or company name	MR M BHARDWAJ
Contract type name	GDS Contract
Purpose of contract	General
Contract start date	01/01/2013
Contract end date	

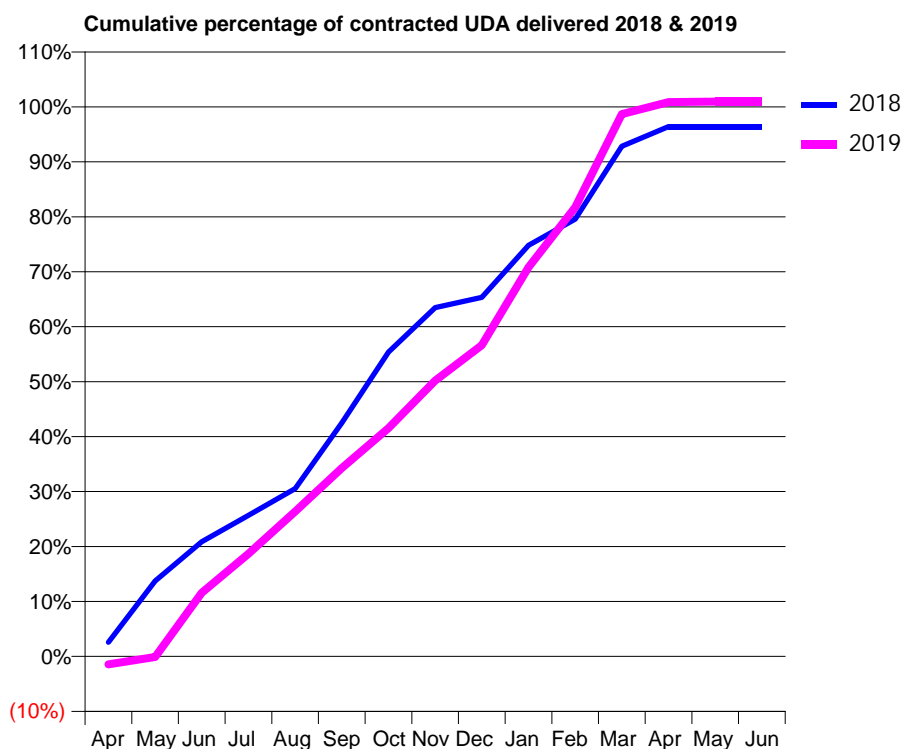
18/19 Contracted general activity (UDA)	1,850
Carry forward general activity (UDA)	66
18/19 Contracted orthodontic activity (UOA)	0
Carry forward orthodontic activity (UOA)	0
Baseline contract value	£48,908.47

ACCESS*

Patients seen in 24 months	Total	Change since previous quarter
Quarter ending March 2018	806	
Quarter ending June 2018	779	↓
Quarter ending September 2018	765	↓
Quarter ending December 2018	784	↑
Quarter ending March 2019	844	↑
Variance since March 2018	4.7%	↑



ACTIVITY



Month	Adjusted Scheduled Activity (UDA)	
	2018	2019
April	48	-27
May	254	-2
June	386	214
July	475	346
August	565	488
September	786	634
October	1,025	768
November	1,174	929
December	1,209	1,048
January	1,384	1,310
February	1,472	1,512
March	1,717	1,826
April	1,784	1,866
May	1,784	1,867
June	1,784	1,867

QUALITY

	Quantity	Base Number	Contract	AT	Region	England
% of FP17s for the same patient ID Re-attending within 3 months - Children	61	930	6.6%	10.7%	11.9%	11.8%
% of FP17s for the same patient ID Re-attending within 3 months - Adults	18	118	15.3%	16.1%	16.9%	15.7%
% of FP17s for the same patient ID Re-attending between 3 & 9 months - Children	403	930	43.3%	45.1%	48.9%	58.9%
% of FP17s for the same patient ID Re-attending between 3 & 9 months - Adults	33	118	28.0%	36.9%	38.9%	50.8%
% of FP17s for Band 1 Urgent Courses	47	1,038	4.5%	10.9%	10.7%	9.1%
% of FP17s Relating to Free Repair or Replacements	1	1,038	0.1%	0.5%	0.5%	0.8%
% of FP17s Relating to Continuations	6	1,038	0.6%	0.7%	0.7%	0.9%
% of Patients satisfied with the dentistry they have received	0	0	N/A	89.9%	89.1%	92.5%
% of Patients satisfied with the time they had to wait for an appointment	0	0	N/A	79.6%	83.1%	87.0%

* This is based on patients treated on this contract for their most recent course of treatment.

Figures in italics indicate the base number of FP17s or Patient Questionnaire responses are less than 100. N/A is shown where the base number of responses is less than 10 during the period. % is calculated as Quantity/Base number*100

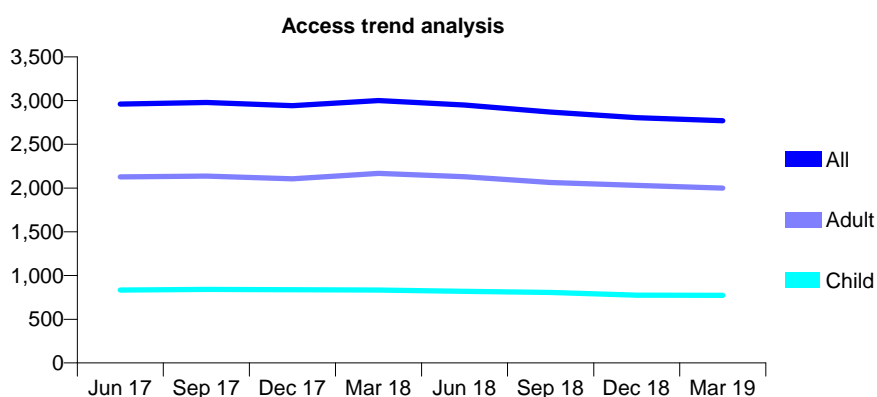
Q61 - Vital Signs At a Glance Contract Report for 785946/0001 - Year end March 2019

Name or company name	MR M BEHNAM
Contract type name	GDS Contract
Purpose of contract	General
Contract start date	01/04/2015
Contract end date	

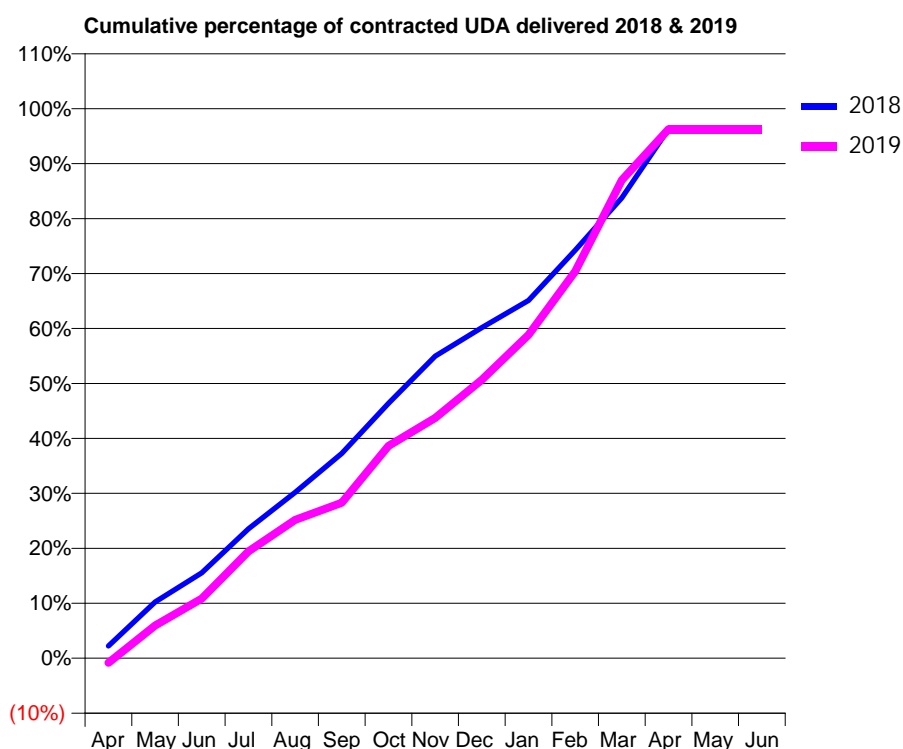
18/19 Contracted general activity (UDA)	9,969
Carry forward general activity (UDA)	355
18/19 Contracted orthodontic activity (UOA)	0
Carry forward orthodontic activity (UOA)	0
Baseline contract value	£247,935.21

ACCESS*

Patients seen in 24 months	Total	Change since previous quarter
Quarter ending March 2018	3,001	
Quarter ending June 2018	2,948	↓
Quarter ending September 2018	2,869	↓
Quarter ending December 2018	2,806	↓
Quarter ending March 2019	2,771	↓
Variance since March 2018	(7.7%)	↓



ACTIVITY



Month	2018	2019
April	221	-85
May	1,020	593
June	1,551	1,082
July	2,349	1,938
August	3,008	2,509
September	3,714	2,822
October	4,625	3,853
November	5,481	4,358
December	5,996	5,050
January	6,490	5,866
February	7,400	7,019
March	8,351	8,675
April	9,602	9,595
May	9,614	9,595
June	9,614	9,595

QUALITY

	Quantity	Base Number	Contract	AT	Region	England
% of FP17s for the same patient ID Re-attending within 3 months - Children	96	979	9.8%	10.7%	11.9%	11.8%
% of FP17s for the same patient ID Re-attending within 3 months - Adults	307	2,041	15.0%	16.1%	16.9%	15.7%
% of FP17s for the same patient ID Re-attending between 3 & 9 months - Children	402	979	41.1%	45.1%	48.9%	58.9%
% of FP17s for the same patient ID Re-attending between 3 & 9 months - Adults	636	2,041	31.2%	36.9%	38.9%	50.8%
% of FP17s for Band 1 Urgent Courses	541	2,931	18.5%	10.9%	10.7%	9.1%
% of FP17s Relating to Free Repair or Replacements	15	2,931	0.5%	0.5%	0.5%	0.8%
% of FP17s Relating to Continuations	1	2,931	0.0%	0.7%	0.7%	0.9%
% of Patients satisfied with the dentistry they have received	1	1	N/A	89.9%	89.1%	92.5%
% of Patients satisfied with the time they had to wait for an appointment	0	1	N/A	79.6%	83.1%	87.0%

* This is based on patients treated on this contract for their most recent course of treatment.

Figures in italics indicate the base number of FP17s or Patient Questionnaire responses are less than 100. N/A is shown where the base number of responses is less than 10 during the period. % is calculated as Quantity/Base number*100

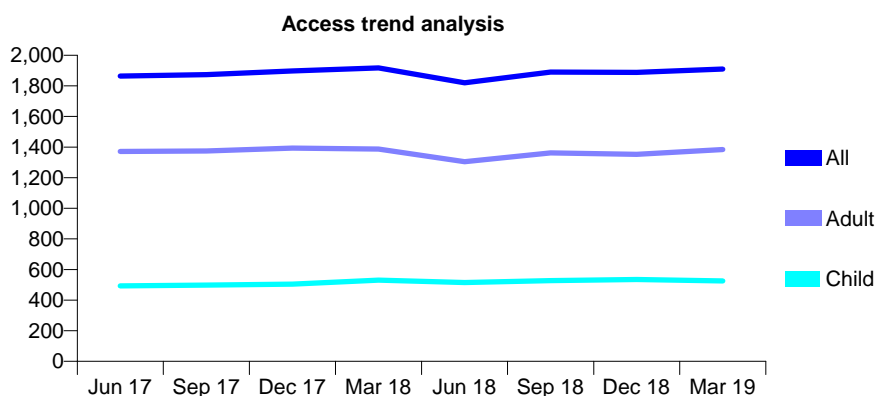
Q61 - Vital Signs At a Glance Contract Report for 787566/0001 - Year end March 2019

Name or company name	DR P ZIAHOSSEINI
Contract type name	GDS Contract
Purpose of contract	General
Contract start date	15/04/2008
Contract end date	

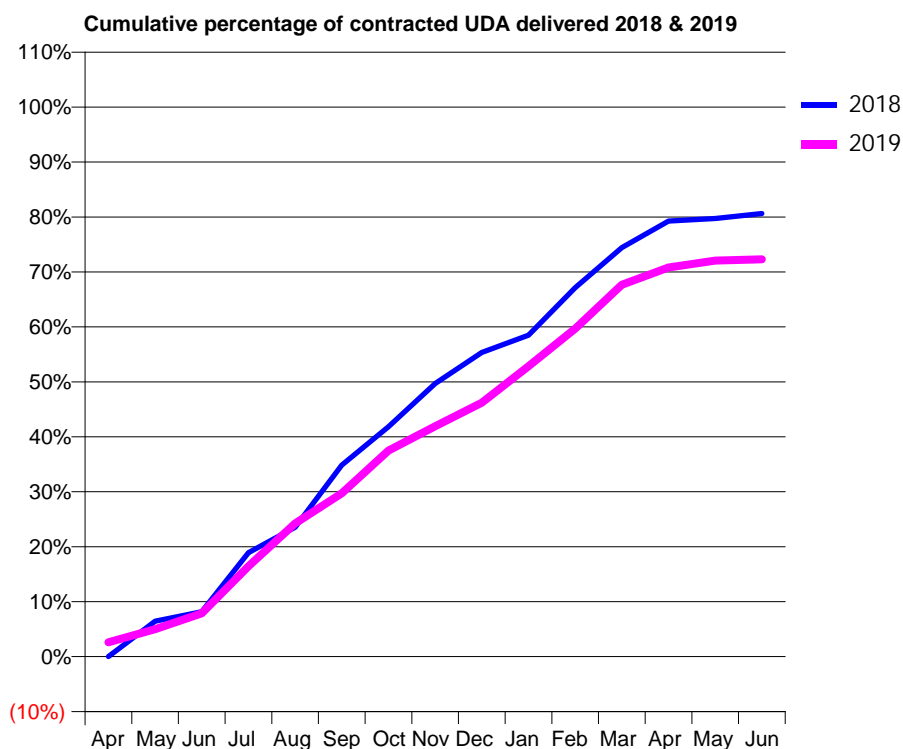
18/19 Contracted general activity (UDA)	6,876
Carry forward general activity (UDA)	0
18/19 Contracted orthodontic activity (UOA)	0
Carry forward orthodontic activity (UOA)	0
Baseline contract value	£207,199.74

ACCESS*

Patients seen in 24 months	Total	Change since previous quarter
Quarter ending March 2018	1,918	
Quarter ending June 2018	1,820	↓
Quarter ending September 2018	1,890	↑
Quarter ending December 2018	1,888	→
Quarter ending March 2019	1,910	→
Variance since March 2018	(0.4%)	→



ACTIVITY



Month	Adjusted Scheduled Activity (UDA)	
	2018	2019
April	0	179
May	445	345
June	562	541
July	1,300	1,131
August	1,619	1,667
September	2,395	2,043
October	2,876	2,579
November	3,417	2,883
December	3,806	3,176
January	4,022	3,634
February	4,615	4,104
March	5,116	4,653
April	5,448	4,871
May	5,482	4,955
June	5,544	4,972

QUALITY

	Quantity	Base Number	Contract	AT	Region	England
% of FP17s for the same patient ID Re-attending within 3 months - Children	96	804	11.9%	10.7%	11.9%	11.8%
% of FP17s for the same patient ID Re-attending within 3 months - Adults	294	1,693	17.4%	16.1%	16.9%	15.7%
% of FP17s for the same patient ID Re-attending between 3 & 9 months - Children	455	804	56.6%	45.1%	48.9%	58.9%
% of FP17s for the same patient ID Re-attending between 3 & 9 months - Adults	737	1,693	43.5%	36.9%	38.9%	50.8%
% of FP17s for Band 1 Urgent Courses	411	2,471	16.6%	10.9%	10.7%	9.1%
% of FP17s Relating to Free Repair or Replacements	4	2,471	0.2%	0.5%	0.5%	0.8%
% of FP17s Relating to Continuations	2	2,471	0.1%	0.7%	0.7%	0.9%
% of Patients satisfied with the dentistry they have received	0	0	N/A	89.9%	89.1%	92.5%
% of Patients satisfied with the time they had to wait for an appointment	0	0	N/A	79.6%	83.1%	87.0%

* This is based on patients treated on this contract for their most recent course of treatment. Figures in italics indicate the base number of FP17s or Patient Questionnaire responses are less than 100. N/A is shown where the base number of responses is less than 10 during the period. % is calculated as Quantity/Base number*100

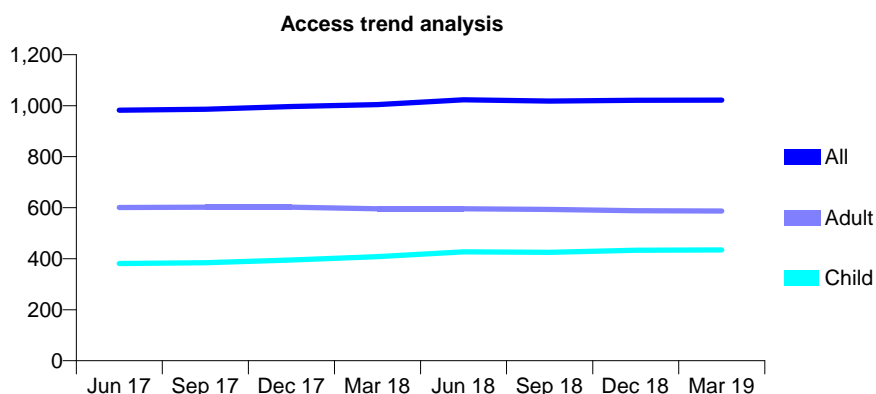
Q61 - Vital Signs At a Glance Contract Report for 789518/0001 - Year end March 2019

Name or company name	The Fenton Dental Studios
Contract type name	GDS Contract
Purpose of contract	General
Contract start date	18/02/2010
Contract end date	

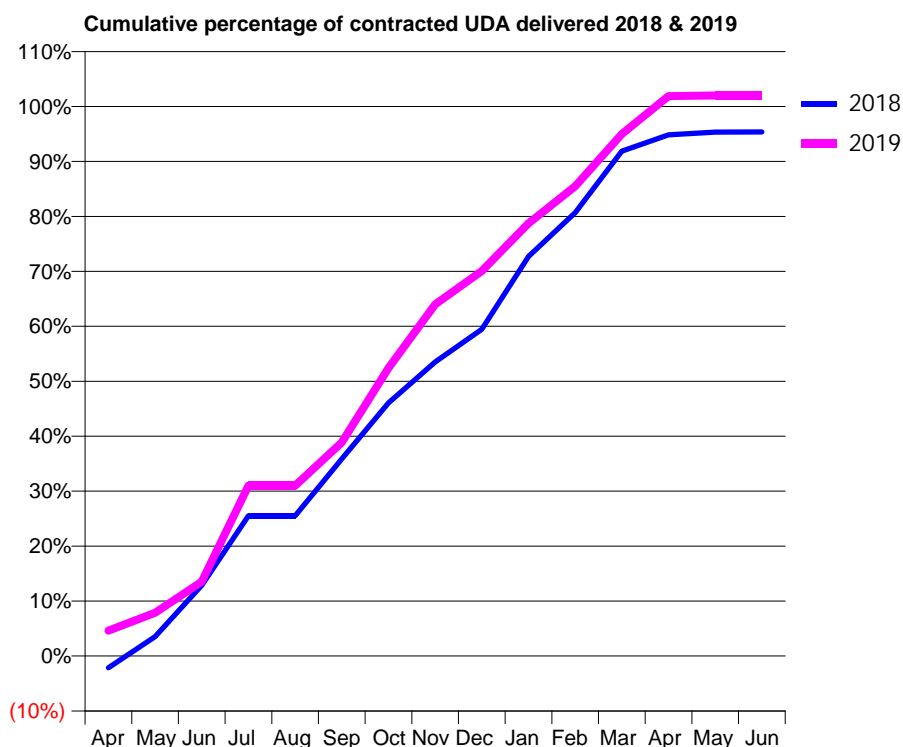
18/19 Contracted general activity (UDA)	2,481
Carry forward general activity (UDA)	0
18/19 Contracted orthodontic activity (UOA)	0
Carry forward orthodontic activity (UOA)	0
Baseline contract value	£78,979.42

ACCESS*

Patients seen in 24 months	Total	Change since previous quarter
Quarter ending March 2018	1,004	
Quarter ending June 2018	1,023	→
Quarter ending September 2018	1,018	→
Quarter ending December 2018	1,021	→
Quarter ending March 2019	1,022	→
Variance since March 2018	1.8%	→



ACTIVITY



Month	Adjusted Scheduled Activity (UDA)	
	2018	2019
April	-53	115
May	88	195
June	319	335
July	633	769
August	633	769
September	890	964
October	1,143	1,300
November	1,328	1,588
December	1,475	1,738
January	1,804	1,954
February	2,001	2,121
March	2,279	2,356
April	2,353	2,528
May	2,365	2,531
June	2,366	2,531

QUALITY

	Quantity	Base Number	Contract	AT	Region	England
% of FP17s for the same patient ID Re-attending within 3 months - Children	20	592	3.4%	10.7%	11.9%	11.8%
% of FP17s for the same patient ID Re-attending within 3 months - Adults	70	786	8.9%	16.1%	16.9%	15.7%
% of FP17s for the same patient ID Re-attending between 3 & 9 months - Children	363	592	61.3%	45.1%	48.9%	58.9%
% of FP17s for the same patient ID Re-attending between 3 & 9 months - Adults	485	786	61.7%	36.9%	38.9%	50.8%
% of FP17s for Band 1 Urgent Courses	45	1,383	3.3%	10.9%	10.7%	9.1%
% of FP17s Relating to Free Repair or Replacements	0	1,383	0.0%	0.5%	0.5%	0.8%
% of FP17s Relating to Continuations	1	1,383	0.1%	0.7%	0.7%	0.9%
% of Patients satisfied with the dentistry they have received	0	0	N/A	89.9%	89.1%	92.5%
% of Patients satisfied with the time they had to wait for an appointment	0	0	N/A	79.6%	83.1%	87.0%

* This is based on patients treated on this contract for their most recent course of treatment. Figures in italics indicate the base number of FP17s or Patient Questionnaire responses are less than 100. N/A is shown where the base number of responses is less than 10 during the period. % is calculated as Quantity/Base number*100

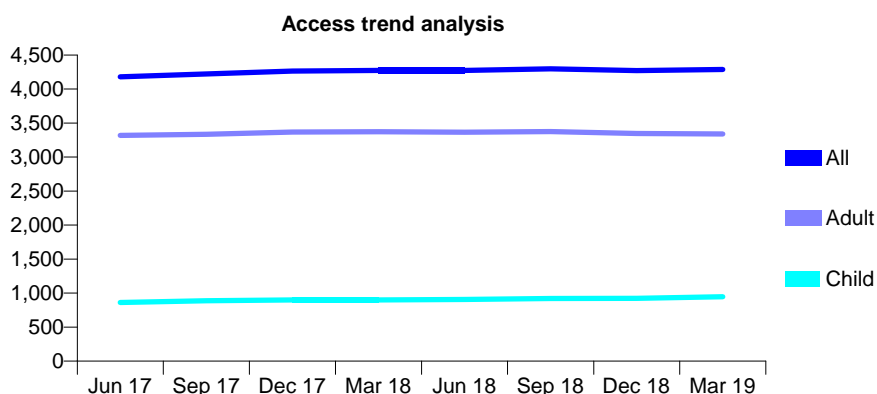
Q61 - Vital Signs At a Glance Contract Report for 794821/0001 - Year end March 2019

Name or company name	Devalia, Devalia Partnership
Contract type name	GDS Contract
Purpose of contract	General
Contract start date	01/04/2006
Contract end date	

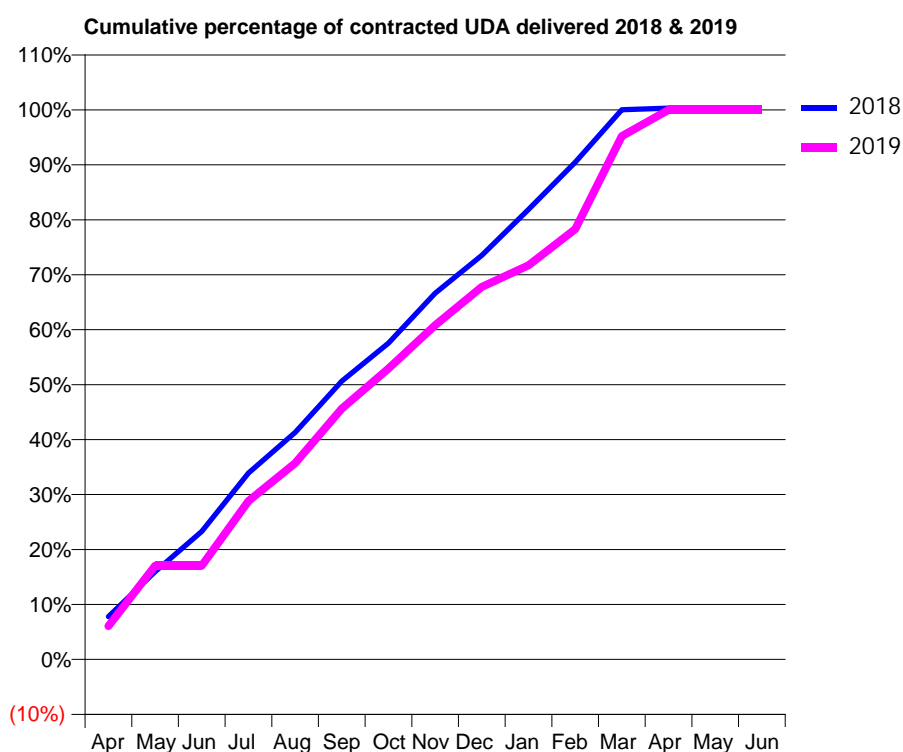
18/19 Contracted general activity (UDA)	11,819
Carry forward general activity (UDA)	0
18/19 Contracted orthodontic activity (UOA)	0
Carry forward orthodontic activity (UOA)	0
Baseline contract value	£356,445.36

ACCESS*

Patients seen in 24 months	Total	Change since previous quarter
Quarter ending March 2018	4,273	
Quarter ending June 2018	4,273	→
Quarter ending September 2018	4,297	→
Quarter ending December 2018	4,272	→
Quarter ending March 2019	4,289	→
Variance since March 2018	0.4%	→



ACTIVITY



Month	Adjusted Scheduled Activity (UDA)	
	2018	2019
April	923	717
May	1,890	2,014
June	2,751	2,014
July	4,008	3,406
August	4,882	4,222
September	5,986	5,392
October	6,805	6,256
November	7,878	7,188
December	8,688	8,012
January	9,676	8,476
February	10,691	9,253
March	11,822	11,253
April	11,856	11,818
May	11,861	11,818
June	11,861	11,818

QUALITY

	Quantity	Base Number	Contract	AT	Region	England
% of FP17s for the same patient ID Re-attending within 3 months - Children	133	1,522	8.7%	10.7%	11.9%	11.8%
% of FP17s for the same patient ID Re-attending within 3 months - Adults	914	4,996	18.3%	16.1%	16.9%	15.7%
% of FP17s for the same patient ID Re-attending between 3 & 9 months - Children	972	1,522	63.9%	45.1%	48.9%	58.9%
% of FP17s for the same patient ID Re-attending between 3 & 9 months - Adults	2,842	4,996	56.9%	36.9%	38.9%	50.8%
% of FP17s for Band 1 Urgent Courses	829	6,736	12.3%	10.9%	10.7%	9.1%
% of FP17s Relating to Free Repair or Replacements	16	6,736	0.2%	0.5%	0.5%	0.8%
% of FP17s Relating to Continuations	4	6,736	0.1%	0.7%	0.7%	0.9%
% of Patients satisfied with the dentistry they have received	1	1	N/A	89.9%	89.1%	92.5%
% of Patients satisfied with the time they had to wait for an appointment	1	1	N/A	79.6%	83.1%	87.0%

* This is based on patients treated on this contract for their most recent course of treatment. Figures in italics indicate the base number of FP17s or Patient Questionnaire responses are less than 100. N/A is shown where the base number of responses is less than 10 during the period. % is calculated as Quantity/Base number*100

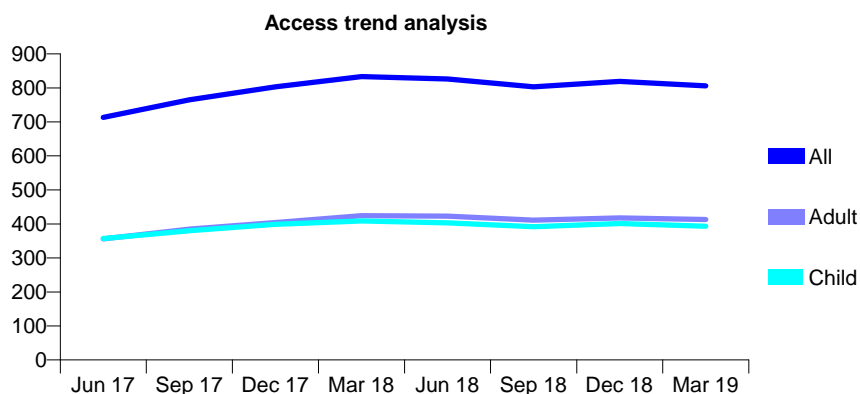
Q61 - Vital Signs At a Glance Contract Report for 805424/0001 - Year end March 2019

Name or company name	MR RS SHETH
Contract type name	GDS Contract
Purpose of contract	General
Contract start date	01/01/2016
Contract end date	

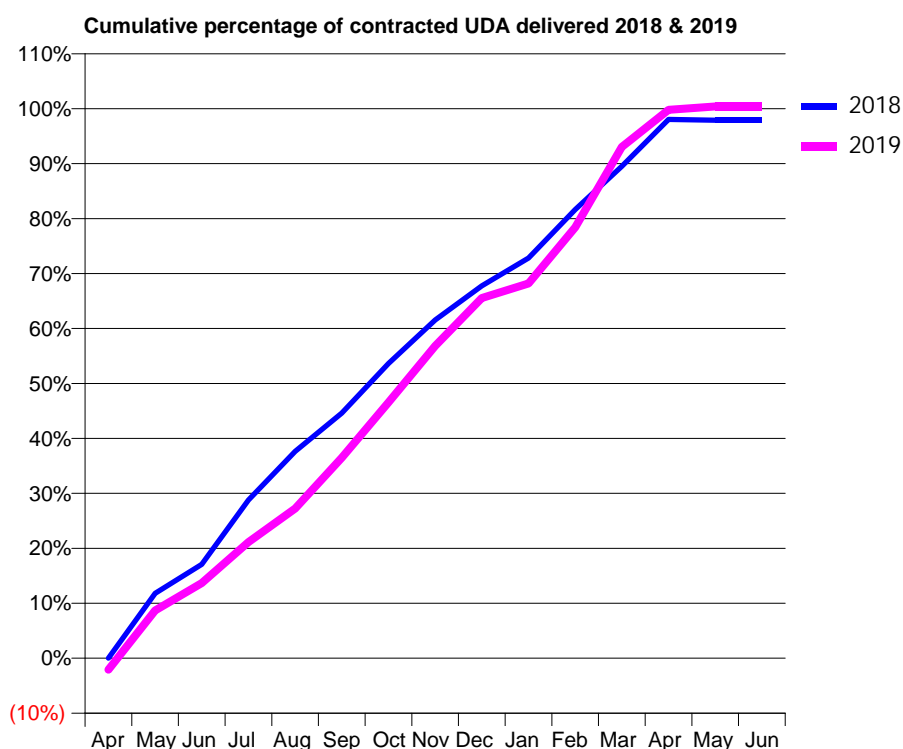
18/19 Contracted general activity (UDA)	1,995
Carry forward general activity (UDA)	42
18/19 Contracted orthodontic activity (UOA)	0
Carry forward orthodontic activity (UOA)	0
Baseline contract value	£46,685.44

ACCESS*

Patients seen in 24 months	Total	Change since previous quarter
Quarter ending March 2018	833	
Quarter ending June 2018	826	→
Quarter ending September 2018	803	↓
Quarter ending December 2018	819	→
Quarter ending March 2019	806	↓
Variance since March 2018	(3.2%)	↓



ACTIVITY



Month	Adjusted Scheduled Activity (UDA)	
	2018	2019
April	0	-42
May	235	173
June	341	273
July	574	421
August	751	543
September	890	728
October	1,070	929
November	1,228	1,133
December	1,352	1,308
January	1,452	1,361
February	1,629	1,564
March	1,786	1,856
April	1,956	1,991
May	1,953	2,003
June	1,953	2,003

QUALITY

	Quantity	Base Number	Contract	AT	Region	England
% of FP17s for the same patient ID Re-attending within 3 months - Children	42	633	6.6%	10.7%	11.9%	11.8%
% of FP17s for the same patient ID Re-attending within 3 months - Adults	67	573	11.7%	16.1%	16.9%	15.7%
% of FP17s for the same patient ID Re-attending between 3 & 9 months - Children	428	633	67.6%	45.1%	48.9%	58.9%
% of FP17s for the same patient ID Re-attending between 3 & 9 months - Adults	355	573	62.0%	36.9%	38.9%	50.8%
% of FP17s for Band 1 Urgent Courses	91	1,185	7.7%	10.9%	10.7%	9.1%
% of FP17s Relating to Free Repair or Replacements	4	1,185	0.3%	0.5%	0.5%	0.8%
% of FP17s Relating to Continuations	4	1,185	0.3%	0.7%	0.7%	0.9%
% of Patients satisfied with the dentistry they have received	1	1	N/A	89.9%	89.1%	92.5%
% of Patients satisfied with the time they had to wait for an appointment	1	1	N/A	79.6%	83.1%	87.0%

* This is based on patients treated on this contract for their most recent course of treatment.

Figures in italics indicate the base number of FP17s or Patient Questionnaire responses are less than 100. N/A is shown where the base number of responses is less than 10 during the period. % is calculated as Quantity/Base number*100

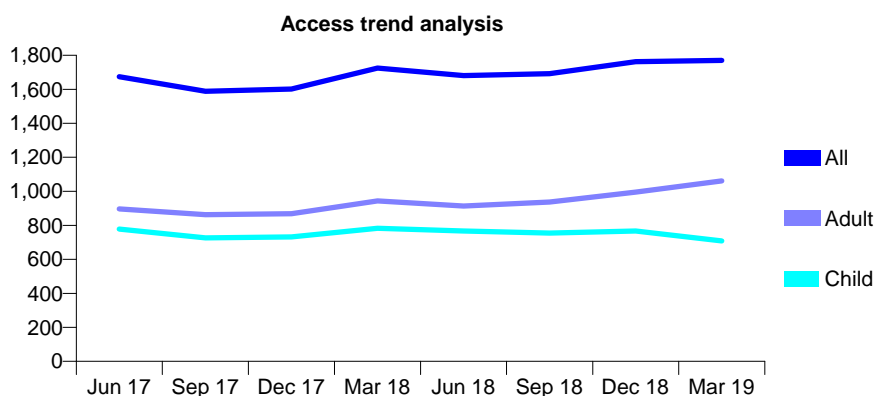
Q61 - Vital Signs At a Glance Contract Report for 808369/0001 - Year end March 2019

Name or company name	Mr Ajay Joshi and Mr Karn Kapil
Contract type name	GDS Contract
Purpose of contract	General
Contract start date	01/04/2006
Contract end date	

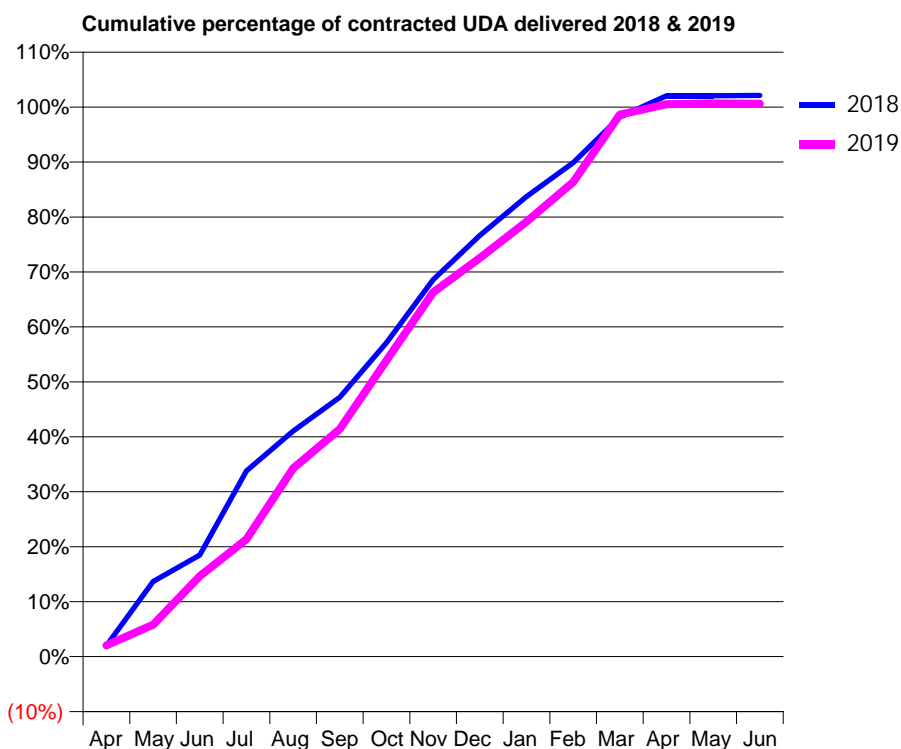
18/19 Contracted general activity (UDA)	4,757
Carry forward general activity (UDA)	-95
18/19 Contracted orthodontic activity (UOA)	0
Carry forward orthodontic activity (UOA)	0
Baseline contract value	£158,773.90

ACCESS*

Patients seen in 24 months	Total	Change since previous quarter
Quarter ending March 2018	1,725	
Quarter ending June 2018	1,680	↓
Quarter ending September 2018	1,691	→
Quarter ending December 2018	1,763	↑
Quarter ending March 2019	1,770	→
Variance since March 2018	2.6%	↑



ACTIVITY



Month	Adjusted Scheduled Activity (UDA)	
	2018	2019
April	95	98
May	651	276
June	879	697
July	1,608	1,016
August	1,952	1,631
September	2,244	1,970
October	2,716	2,563
November	3,263	3,155
December	3,646	3,450
January	3,982	3,765
February	4,276	4,108
March	4,670	4,692
April	4,855	4,781
May	4,855	4,789
June	4,858	4,786

QUALITY

	Quantity	Base Number	Contract	AT	Region	England
% of FP17s for the same patient ID Re-attending within 3 months - Children	31	707	4.4%	10.7%	11.9%	11.8%
% of FP17s for the same patient ID Re-attending within 3 months - Adults	135	1,102	12.3%	16.1%	16.9%	15.7%
% of FP17s for the same patient ID Re-attending between 3 & 9 months - Children	78	707	11.0%	45.1%	48.9%	58.9%
% of FP17s for the same patient ID Re-attending between 3 & 9 months - Adults	124	1,102	11.3%	36.9%	38.9%	50.8%
% of FP17s for Band 1 Urgent Courses	271	1,776	15.3%	10.9%	10.7%	9.1%
% of FP17s Relating to Free Repair or Replacements	0	1,776	0.0%	0.5%	0.5%	0.8%
% of FP17s Relating to Continuations	3	1,776	0.2%	0.7%	0.7%	0.9%
% of Patients satisfied with the dentistry they have received	0	0	N/A	89.9%	89.1%	92.5%
% of Patients satisfied with the time they had to wait for an appointment	0	0	N/A	79.6%	83.1%	87.0%

* This is based on patients treated on this contract for their most recent course of treatment. Figures in italics indicate the base number of FP17s or Patient Questionnaire responses are less than 100. N/A is shown where the base number of responses is less than 10 during the period. % is calculated as Quantity/Base number*100

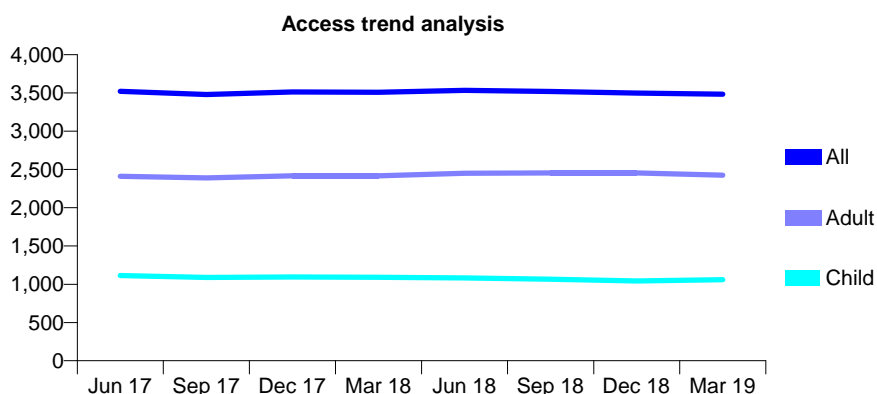
Q61 - Vital Signs At a Glance Contract Report for 809543/0002 - Year end March 2019

Name or company name	MR SV PATEL
Contract type name	GDS Contract
Purpose of contract	General
Contract start date	14/05/2007
Contract end date	

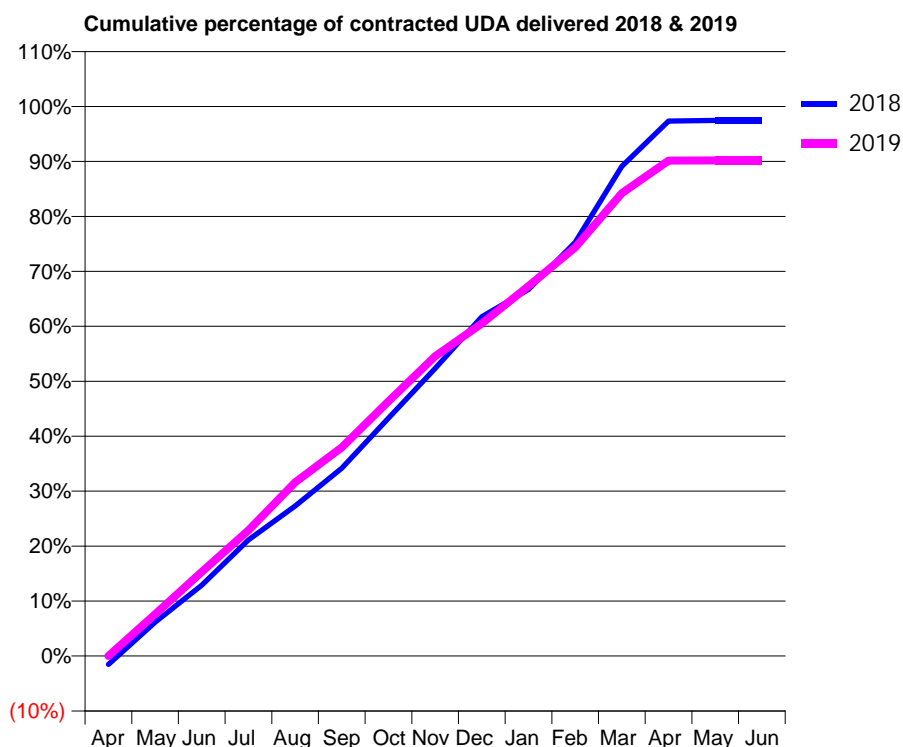
18/19 Contracted general activity (UDA)	13,086
Carry forward general activity (UDA)	333
18/19 Contracted orthodontic activity (UOA)	0
Carry forward orthodontic activity (UOA)	0
Baseline contract value	£345,761.04

ACCESS*

Patients seen in 24 months	Total	Change since previous quarter
Quarter ending March 2018	3,507	
Quarter ending June 2018	3,534	→
Quarter ending September 2018	3,520	→
Quarter ending December 2018	3,499	→
Quarter ending March 2019	3,483	→
Variance since March 2018	(0.7%)	→



ACTIVITY



Month	Adjusted Scheduled Activity (UDA)	
	2018	2019
April	-200	-0
May	804	999
June	1,687	2,001
July	2,764	2,993
August	3,575	4,135
September	4,471	4,967
October	5,666	6,064
November	6,851	7,142
December	8,078	7,919
January	8,730	8,808
February	9,852	9,730
March	11,658	11,016
April	12,739	11,795
May	12,752	11,798
June	12,753	11,798

QUALITY

	Quantity	Base Number	Contract	AT	Region	England
% of FP17s for the same patient ID Re-attending within 3 months - Children	106	1,419	7.5%	10.7%	11.9%	11.8%
% of FP17s for the same patient ID Re-attending within 3 months - Adults	512	3,031	16.9%	16.1%	16.9%	15.7%
% of FP17s for the same patient ID Re-attending between 3 & 9 months - Children	731	1,419	51.5%	45.1%	48.9%	58.9%
% of FP17s for the same patient ID Re-attending between 3 & 9 months - Adults	1,459	3,031	48.1%	36.9%	38.9%	50.8%
% of FP17s for Band 1 Urgent Courses	192	4,423	4.3%	10.9%	10.7%	9.1%
% of FP17s Relating to Free Repair or Replacements	1	4,423	0.0%	0.5%	0.5%	0.8%
% of FP17s Relating to Continuations	145	4,423	3.3%	0.7%	0.7%	0.9%
% of Patients satisfied with the dentistry they have received	2	2	N/A	89.9%	89.1%	92.5%
% of Patients satisfied with the time they had to wait for an appointment	2	2	N/A	79.6%	83.1%	87.0%

* This is based on patients treated on this contract for their most recent course of treatment. Figures in italics indicate the base number of FP17s or Patient Questionnaire responses are less than 100. N/A is shown where the base number of responses is less than 10 during the period. % is calculated as Quantity/Base number*100

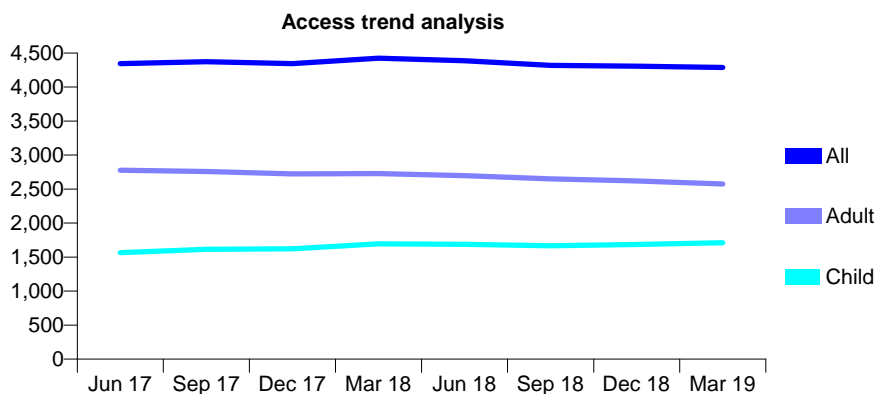
Q61 - Vital Signs At a Glance Contract Report for 812994/0001 - Year end March 2019

Name or company name	Mr Anoushiravan Pashmi
Contract type name	GDS Contract
Purpose of contract	General
Contract start date	01/04/2006
Contract end date	

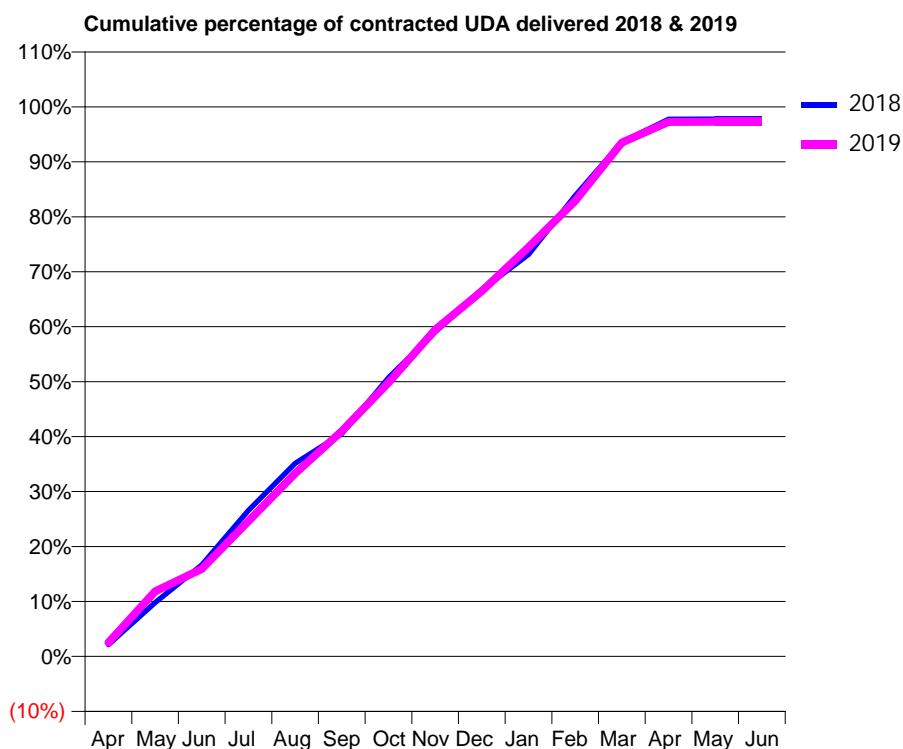
18/19 Contracted general activity (UDA)	11,039
Carry forward general activity (UDA)	245
18/19 Contracted orthodontic activity (UOA)	0
Carry forward orthodontic activity (UOA)	0
Baseline contract value	£346,083.73

ACCESS*

Patients seen in 24 months	Total	Change since previous quarter
Quarter ending March 2018	4,424	
Quarter ending June 2018	4,387	→
Quarter ending September 2018	4,318	↓
Quarter ending December 2018	4,307	→
Quarter ending March 2019	4,288	→
Variance since March 2018	(3.1%)	↓



ACTIVITY



Month	Adjusted Scheduled Activity (UDA)	
	2018	2019
April	236	279
May	1,082	1,305
June	1,836	1,756
July	2,934	2,718
August	3,880	3,676
September	4,472	4,525
October	5,597	5,499
November	6,519	6,564
December	7,363	7,337
January	8,073	8,219
February	9,257	9,149
March	10,330	10,320
April	10,793	10,734
May	10,794	10,737
June	10,794	10,737

QUALITY

	Quantity	Base Number	Contract	AT	Region	England
% of FP17s for the same patient ID Re-attending within 3 months - Children	124	2,677	4.6%	10.7%	11.9%	11.8%
% of FP17s for the same patient ID Re-attending within 3 months - Adults	276	3,337	8.3%	16.1%	16.9%	15.7%
% of FP17s for the same patient ID Re-attending between 3 & 9 months - Children	1,828	2,677	68.3%	45.1%	48.9%	58.9%
% of FP17s for the same patient ID Re-attending between 3 & 9 months - Adults	2,018	3,337	60.5%	36.9%	38.9%	50.8%
% of FP17s for Band 1 Urgent Courses	176	6,009	2.9%	10.9%	10.7%	9.1%
% of FP17s Relating to Free Repair or Replacements	22	6,009	0.4%	0.5%	0.5%	0.8%
% of FP17s Relating to Continuations	14	6,009	0.2%	0.7%	0.7%	0.9%
% of Patients satisfied with the dentistry they have received	1	1	N/A	89.9%	89.1%	92.5%
% of Patients satisfied with the time they had to wait for an appointment	1	1	N/A	79.6%	83.1%	87.0%

* This is based on patients treated on this contract for their most recent course of treatment. Figures in italics indicate the base number of FP17s or Patient Questionnaire responses are less than 100. N/A is shown where the base number of responses is less than 10 during the period. % is calculated as Quantity/Base number*100

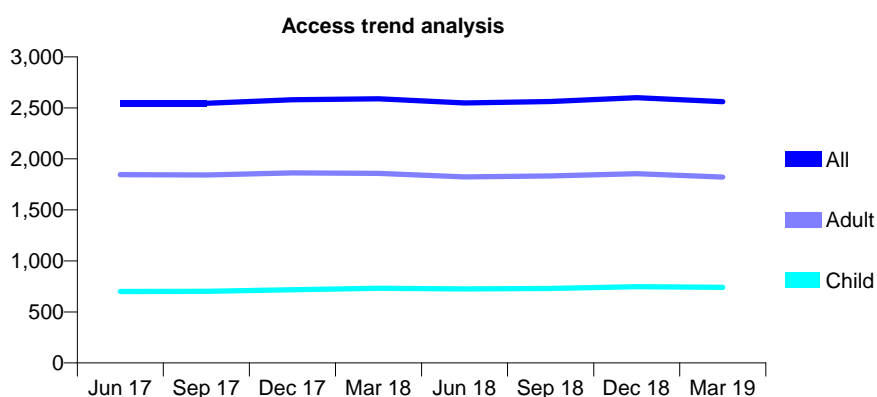
Q61 - Vital Signs At a Glance Contract Report for 815144/0001 - Year end March 2019

Name or company name	MR A MARCUS
Contract type name	GDS Contract
Purpose of contract	General
Contract start date	01/04/2006
Contract end date	

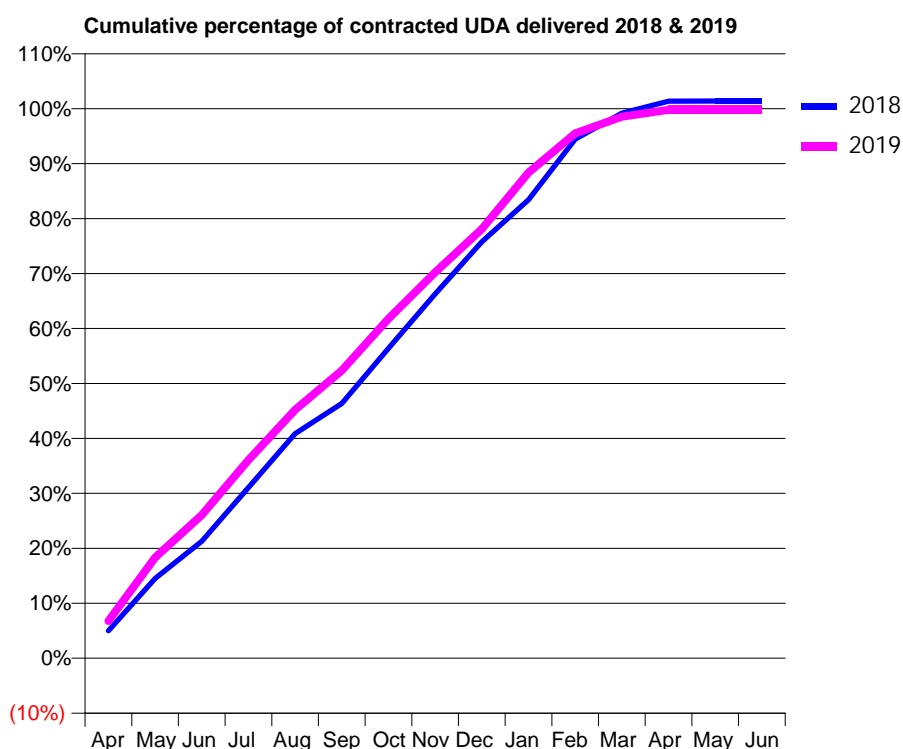
18/19 Contracted general activity (UDA)	5,705
Carry forward general activity (UDA)	-79
18/19 Contracted orthodontic activity (UOA)	0
Carry forward orthodontic activity (UOA)	0
Baseline contract value	£143,262.40

ACCESS*

Patients seen in 24 months	Total	Change since previous quarter
Quarter ending March 2018	2,589	
Quarter ending June 2018	2,549	↓
Quarter ending September 2018	2,563	→
Quarter ending December 2018	2,601	→
Quarter ending March 2019	2,562	↓
Variance since March 2018	(1.0%)	↓



ACTIVITY



Adjusted Scheduled Activity (UDA)		
Month	2018	2019
April	284	387
May	829	1,046
June	1,213	1,487
July	1,771	2,058
August	2,333	2,580
September	2,643	2,987
October	3,217	3,524
November	3,782	4,006
December	4,322	4,456
January	4,759	5,041
February	5,389	5,448
March	5,657	5,622
April	5,782	5,693
May	5,783	5,693
June	5,784	5,693

QUALITY

	Quantity	Base Number	Contract	AT	Region	England
% of FP17s for the same patient ID Re-attending within 3 months - Children	67	1,024	6.5%	10.7%	11.9%	11.8%
% of FP17s for the same patient ID Re-attending within 3 months - Adults	207	2,138	9.7%	16.1%	16.9%	15.7%
% of FP17s for the same patient ID Re-attending between 3 & 9 months - Children	586	1,024	57.2%	45.1%	48.9%	58.9%
% of FP17s for the same patient ID Re-attending between 3 & 9 months - Adults	1,038	2,138	48.6%	36.9%	38.9%	50.8%
% of FP17s for Band 1 Urgent Courses	237	3,131	7.6%	10.9%	10.7%	9.1%
% of FP17s Relating to Free Repair or Replacements	0	3,131	0.0%	0.5%	0.5%	0.8%
% of FP17s Relating to Continuations	36	3,131	1.1%	0.7%	0.7%	0.9%
% of Patients satisfied with the dentistry they have received	3	3	N/A	89.9%	89.1%	92.5%
% of Patients satisfied with the time they had to wait for an appointment	3	3	N/A	79.6%	83.1%	87.0%

* This is based on patients treated on this contract for their most recent course of treatment. Figures in italics indicate the base number of FP17s or Patient Questionnaire responses are less than 100. N/A is shown where the base number of responses is less than 10 during the period. % is calculated as Quantity/Base number*100

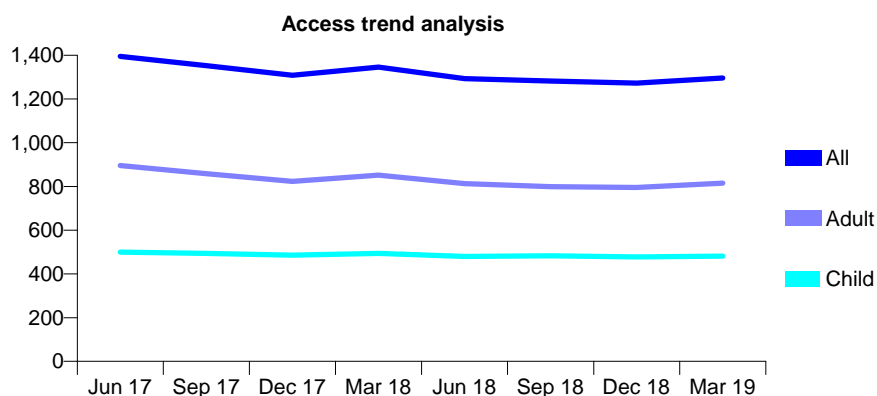
Q61 - Vital Signs At a Glance Contract Report for 820075/0001 - Year end March 2019

Name or company name	MR CP BALCOMBE
Contract type name	GDS Contract
Purpose of contract	General
Contract start date	01/04/2006
Contract end date	

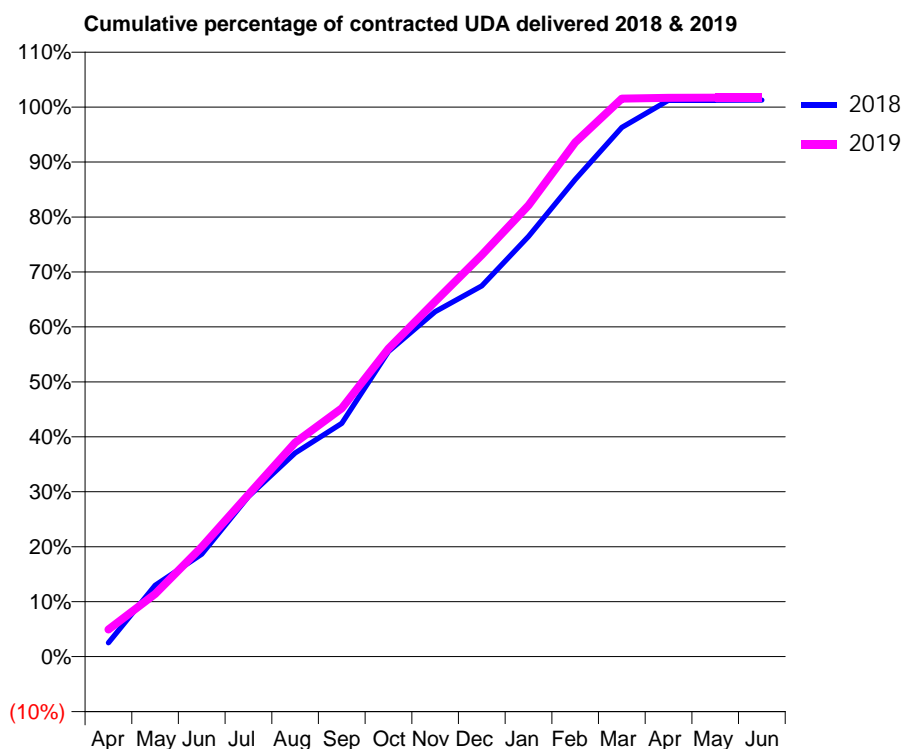
18/19 Contracted general activity (UDA)	2,759
Carry forward general activity (UDA)	-35
18/19 Contracted orthodontic activity (UOA)	0
Carry forward orthodontic activity (UOA)	0
Baseline contract value	£69,524.10

ACCESS*

Patients seen in 24 months	Total	Change since previous quarter
Quarter ending March 2018	1,346	
Quarter ending June 2018	1,293	↓
Quarter ending September 2018	1,282	→
Quarter ending December 2018	1,273	→
Quarter ending March 2019	1,296	→
Variance since March 2018	(3.7%)	↓



ACTIVITY



Month	Adjusted Scheduled Activity (UDA)	
	2018	2019
April	70	136
May	358	314
June	515	551
July	804	814
August	1,022	1,075
September	1,171	1,247
October	1,532	1,546
November	1,732	1,783
December	1,861	2,016
January	2,109	2,265
February	2,395	2,582
March	2,657	2,802
April	2,793	2,805
May	2,793	2,806
June	2,794	2,806

QUALITY

	Quantity	Base Number	Contract	AT	Region	England
% of FP17s for the same patient ID Re-attending within 3 months - Children	45	669	6.7%	10.7%	11.9%	11.8%
% of FP17s for the same patient ID Re-attending within 3 months - Adults	108	917	11.8%	16.1%	16.9%	15.7%
% of FP17s for the same patient ID Re-attending between 3 & 9 months - Children	305	669	45.6%	45.1%	48.9%	58.9%
% of FP17s for the same patient ID Re-attending between 3 & 9 months - Adults	325	917	35.4%	36.9%	38.9%	50.8%
% of FP17s for Band 1 Urgent Courses	145	1,543	9.4%	10.9%	10.7%	9.1%
% of FP17s Relating to Free Repair or Replacements	5	1,543	0.3%	0.5%	0.5%	0.8%
% of FP17s Relating to Continuations	1	1,543	0.1%	0.7%	0.7%	0.9%
% of Patients satisfied with the dentistry they have received	0	0	N/A	89.9%	89.1%	92.5%
% of Patients satisfied with the time they had to wait for an appointment	0	0	N/A	79.6%	83.1%	87.0%

* This is based on patients treated on this contract for their most recent course of treatment. Figures in italics indicate the base number of FP17s or Patient Questionnaire responses are less than 100. N/A is shown where the base number of responses is less than 10 during the period. % is calculated as Quantity/Base number*100

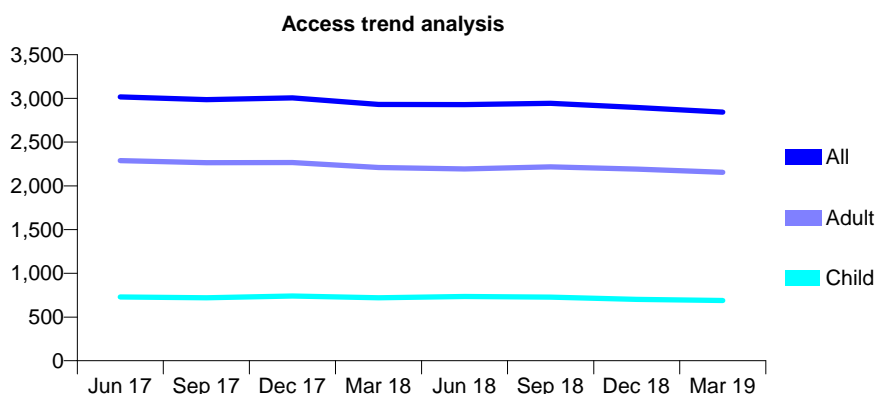
Q61 - Vital Signs At a Glance Contract Report for 824127/0001 - Year end March 2019

Name or company name	MR AM HATHI
Contract type name	GDS Contract
Purpose of contract	General
Contract start date	01/04/2006
Contract end date	

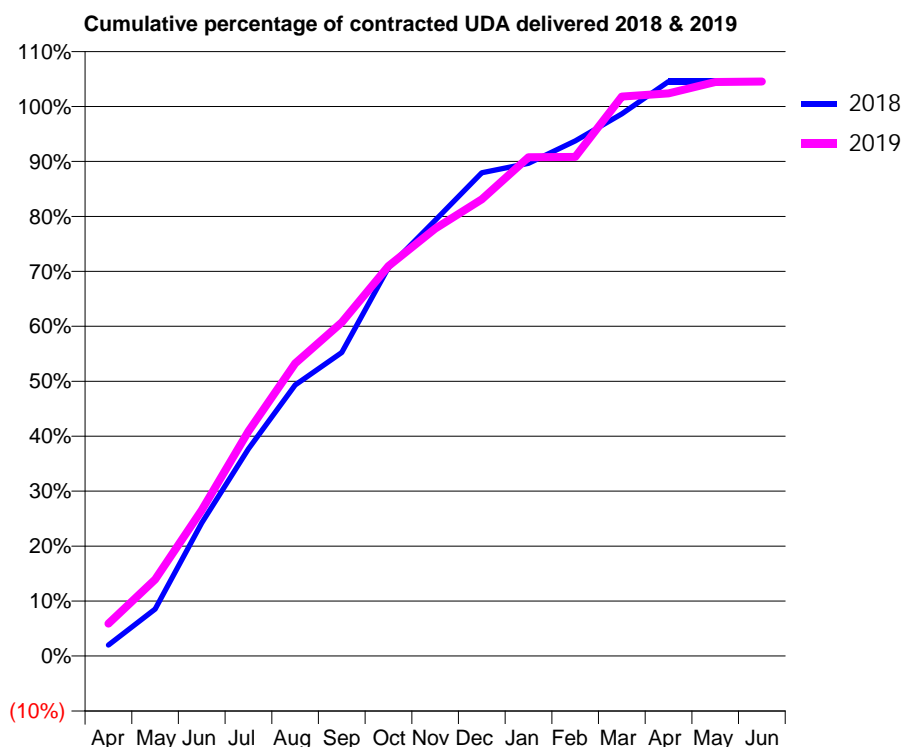
18/19 Contracted general activity (UDA)	7,590
Carry forward general activity (UDA)	-152
18/19 Contracted orthodontic activity (UOA)	0
Carry forward orthodontic activity (UOA)	0
Baseline contract value	£225,054.13

ACCESS*

Patients seen in 24 months	Total	Change since previous quarter
Quarter ending March 2018	2,930	
Quarter ending June 2018	2,929	→
Quarter ending September 2018	2,944	→
Quarter ending December 2018	2,895	↓
Quarter ending March 2019	2,844	↓
Variance since March 2018	(2.9%)	↓



ACTIVITY



Month	Adjusted Scheduled Activity (UDA)	
	2018	2019
April	152	448
May	649	1,058
June	1,839	2,017
July	2,862	3,104
August	3,743	4,043
September	4,191	4,608
October	5,366	5,386
November	6,019	5,903
December	6,673	6,308
January	6,805	6,887
February	7,114	6,893
March	7,488	7,725
April	7,933	7,770
May	7,934	7,926
June	7,934	7,934

QUALITY

	Quantity	Base Number	Contract	AT	Region	England
% of FP17s for the same patient ID Re-attending within 3 months - Children	62	860	7.2%	10.7%	11.9%	11.8%
% of FP17s for the same patient ID Re-attending within 3 months - Adults	442	2,603	17.0%	16.1%	16.9%	15.7%
% of FP17s for the same patient ID Re-attending between 3 & 9 months - Children	310	860	36.0%	45.1%	48.9%	58.9%
% of FP17s for the same patient ID Re-attending between 3 & 9 months - Adults	892	2,603	34.3%	36.9%	38.9%	50.8%
% of FP17s for Band 1 Urgent Courses	293	3,297	8.9%	10.9%	10.7%	9.1%
% of FP17s Relating to Free Repair or Replacements	13	3,297	0.4%	0.5%	0.5%	0.8%
% of FP17s Relating to Continuations	55	3,297	1.7%	0.7%	0.7%	0.9%
% of Patients satisfied with the dentistry they have received	1	1	N/A	89.9%	89.1%	92.5%
% of Patients satisfied with the time they had to wait for an appointment	1	1	N/A	79.6%	83.1%	87.0%

* This is based on patients treated on this contract for their most recent course of treatment. Figures in italics indicate the base number of FP17s or Patient Questionnaire responses are less than 100. N/A is shown where the base number of responses is less than 10 during the period. % is calculated as Quantity/Base number*100

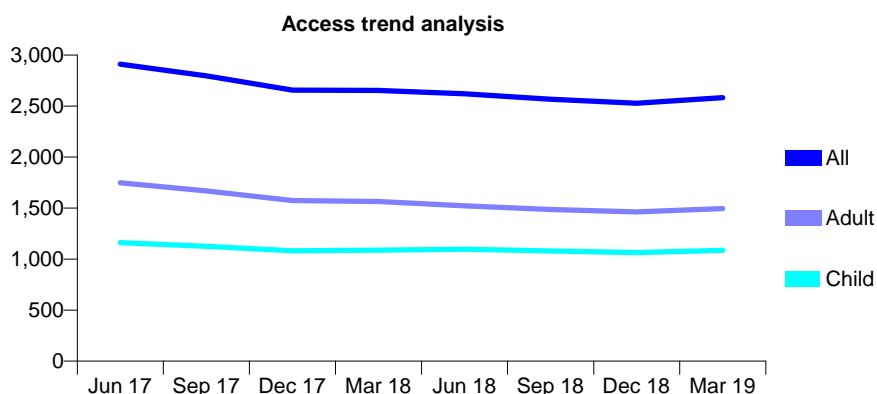
Q61 - Vital Signs At a Glance Contract Report for 824259/0001 - Year end March 2019

Name or company name	MR RF PRAIS
Contract type name	GDS Contract
Purpose of contract	General
Contract start date	01/04/2006
Contract end date	

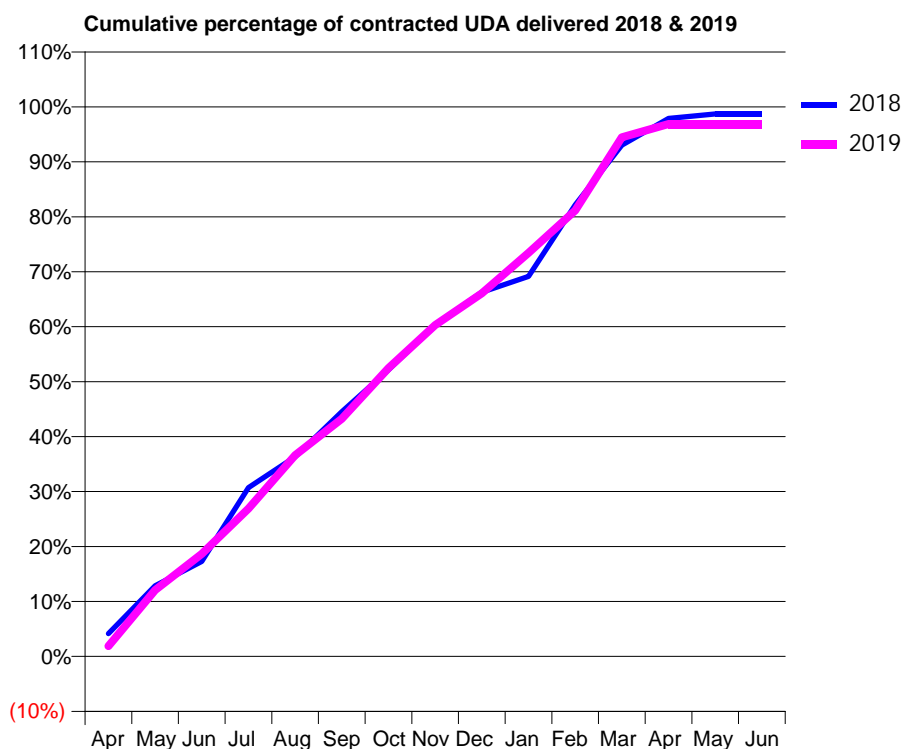
18/19 Contracted general activity (UDA)	6,711
Carry forward general activity (UDA)	87
18/19 Contracted orthodontic activity (UOA)	0
Carry forward orthodontic activity (UOA)	0
Baseline contract value	£215,819.48

ACCESS*

Patients seen in 24 months	Total	Change since previous quarter
Quarter ending March 2018	2,653	
Quarter ending June 2018	2,620	↓
Quarter ending September 2018	2,567	↓
Quarter ending December 2018	2,528	↓
Quarter ending March 2019	2,582	↑
Variance since March 2018	(2.7%)	↓



ACTIVITY



Month	Adjusted Scheduled Activity (UDA)	
	2018	2019
April	279	127
May	862	810
June	1,160	1,251
July	2,060	1,805
August	2,439	2,459
September	2,988	2,902
October	3,499	3,522
November	4,049	4,046
December	4,446	4,433
January	4,640	4,929
February	5,516	5,447
March	6,243	6,339
April	6,571	6,502
May	6,624	6,502
June	6,624	6,501

QUALITY

	Quantity	Base Number	Contract	AT	Region	England
% of FP17s for the same patient ID Re-attending within 3 months - Children	89	1,548	5.7%	10.7%	11.9%	11.8%
% of FP17s for the same patient ID Re-attending within 3 months - Adults	242	1,824	13.3%	16.1%	16.9%	15.7%
% of FP17s for the same patient ID Re-attending between 3 & 9 months - Children	976	1,548	63.0%	45.1%	48.9%	58.9%
% of FP17s for the same patient ID Re-attending between 3 & 9 months - Adults	886	1,824	48.6%	36.9%	38.9%	50.8%
% of FP17s for Band 1 Urgent Courses	159	3,299	4.8%	10.9%	10.7%	9.1%
% of FP17s Relating to Free Repair or Replacements	13	3,299	0.4%	0.5%	0.5%	0.8%
% of FP17s Relating to Continuations	11	3,299	0.3%	0.7%	0.7%	0.9%
% of Patients satisfied with the dentistry they have received	0	0	N/A	89.9%	89.1%	92.5%
% of Patients satisfied with the time they had to wait for an appointment	0	0	N/A	79.6%	83.1%	87.0%

* This is based on patients treated on this contract for their most recent course of treatment. Figures in italics indicate the base number of FP17s or Patient Questionnaire responses are less than 100. N/A is shown where the base number of responses is less than 10 during the period. % is calculated as Quantity/Base number*100

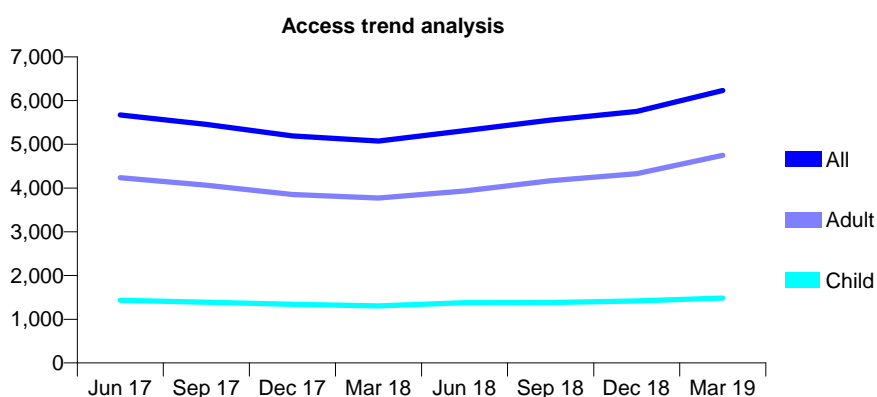
Q61 - Vital Signs At a Glance Contract Report for 825247/0001 - Year end March 2019

Name or company name	MR JE DINEEN
Contract type name	GDS Contract
Purpose of contract	General
Contract start date	01/04/2006
Contract end date	

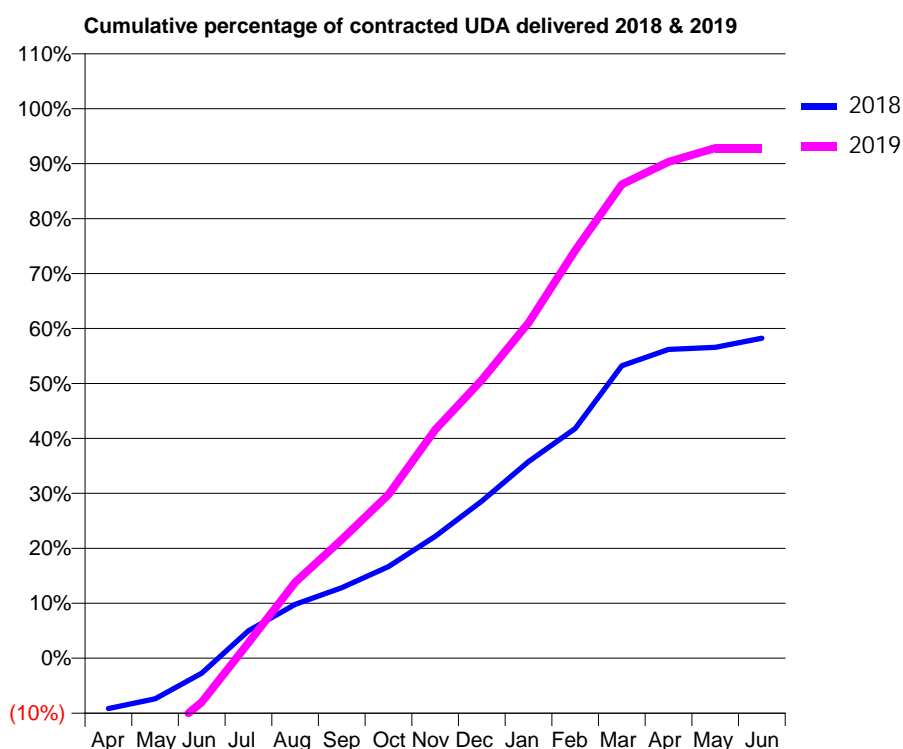
18/19 Contracted general activity (UDA)	21,166
Carry forward general activity (UDA)	5,681
18/19 Contracted orthodontic activity (UOA)	0
Carry forward orthodontic activity (UOA)	0
Baseline contract value	£737,872.96

ACCESS*

Patients seen in 24 months	Total	Change since previous quarter
Quarter ending March 2018	5,075	
Quarter ending June 2018	5,311	↑
Quarter ending September 2018	5,552	↑
Quarter ending December 2018	5,752	↑
Quarter ending March 2019	6,230	↑
Variance since March 2018	22.8%	↑



ACTIVITY



Month	2018	2019
April	-1,946	-4,748
May	-1,568	-3,170
June	-582	-1,696
July	1,059	594
August	2,074	2,926
September	2,714	4,569
October	3,529	6,304
November	4,694	8,803
December	6,046	10,715
January	7,575	12,917
February	8,846	15,709
March	11,267	18,247
April	11,895	19,113
May	11,974	19,648
June	12,322	19,648

QUALITY

	Quantity	Base Number	Contract	AT	Region	England
% of FP17s for the same patient ID Re-attending within 3 months - Children	78	1,532	5.1%	10.7%	11.9%	11.8%
% of FP17s for the same patient ID Re-attending within 3 months - Adults	508	4,810	10.6%	16.1%	16.9%	15.7%
% of FP17s for the same patient ID Re-attending between 3 & 9 months - Children	365	1,532	23.8%	45.1%	48.9%	58.9%
% of FP17s for the same patient ID Re-attending between 3 & 9 months - Adults	1,058	4,810	22.0%	36.9%	38.9%	50.8%
% of FP17s for Band 1 Urgent Courses	190	6,391	3.0%	10.9%	10.7%	9.1%
% of FP17s Relating to Free Repair or Replacements	4	6,391	0.1%	0.5%	0.5%	0.8%
% of FP17s Relating to Continuations	9	6,391	0.1%	0.7%	0.7%	0.9%
% of Patients satisfied with the dentistry they have received	0	0	N/A	89.9%	89.1%	92.5%
% of Patients satisfied with the time they had to wait for an appointment	0	0	N/A	79.6%	83.1%	87.0%

* This is based on patients treated on this contract for their most recent course of treatment.

Figures in italics indicate the base number of FP17s or Patient Questionnaire responses are less than 100. N/A is shown where the base number of responses is less than 10 during the period. % is calculated as Quantity/Base number*100

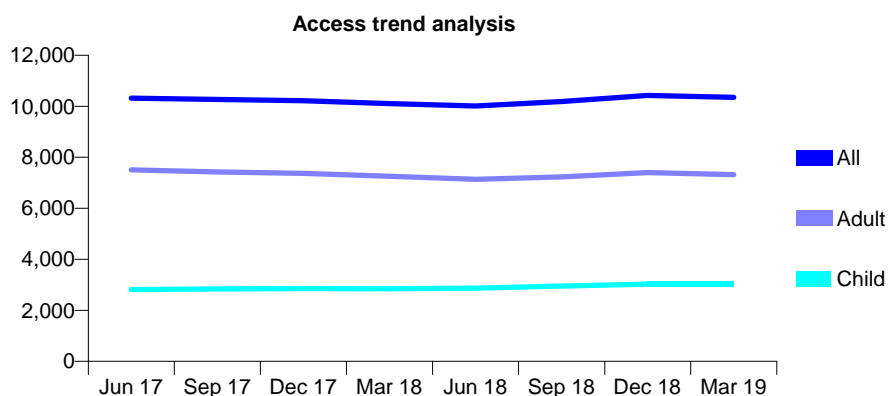
Q61 - Vital Signs At a Glance Contract Report for 825948/0001 - Year end March 2019

Name or company name	MR JK KOTECHA
Contract type name	GDS Contract
Purpose of contract	General
Contract start date	01/04/2006
Contract end date	

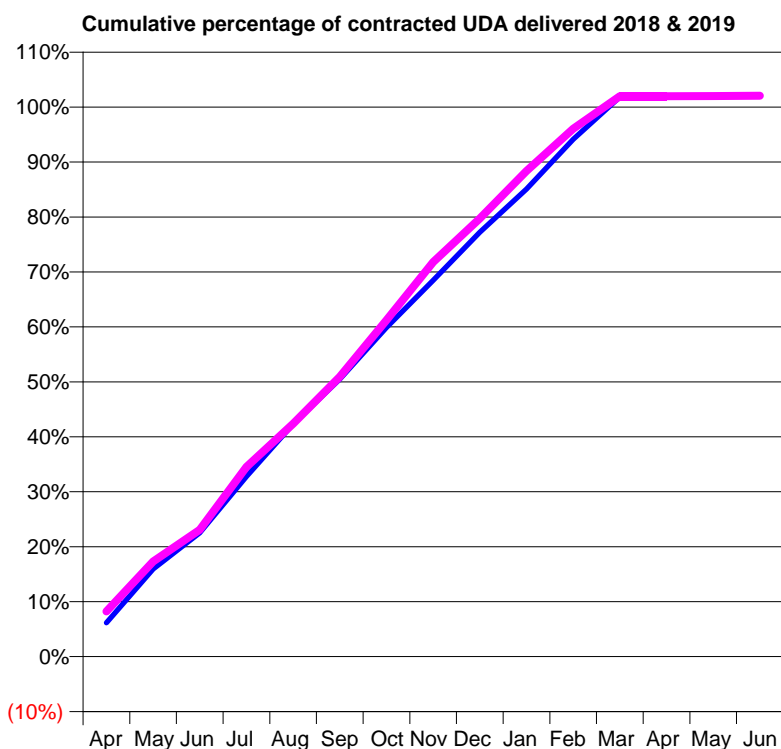
18/19 Contracted general activity (UDA)	32,638
Carry forward general activity (UDA)	-653
18/19 Contracted orthodontic activity (UOA)	0
Carry forward orthodontic activity (UOA)	0
Baseline contract value	£1,038,768.92

ACCESS*

Patients seen in 24 months	Total	Change since previous quarter
Quarter ending March 2018	10,102	
Quarter ending June 2018	10,009	→
Quarter ending September 2018	10,189	→
Quarter ending December 2018	10,426	↑
Quarter ending March 2019	10,351	→
Variance since March 2018	2.5%	↑



ACTIVITY



Month	Adjusted Scheduled Activity (UDA)	
	2018	2019
April	2,012	2,689
May	5,208	5,652
June	7,357	7,535
July	10,695	11,264
August	13,813	13,833
September	16,481	16,622
October	19,550	19,983
November	22,347	23,434
December	25,200	26,022
January	27,768	28,844
February	30,730	31,356
March	33,229	33,277
April	33,283	33,282
May	33,298	33,293
June	33,296	33,309

QUALITY

	Quantity	Base Number	Contract	AT	Region	England
% of FP17s for the same patient ID Re-attending within 3 months - Children	221	3,776	5.9%	10.7%	11.9%	11.8%
% of FP17s for the same patient ID Re-attending within 3 months - Adults	935	8,119	11.5%	16.1%	16.9%	15.7%
% of FP17s for the same patient ID Re-attending between 3 & 9 months - Children	1,655	3,776	43.8%	45.1%	48.9%	58.9%
% of FP17s for the same patient ID Re-attending between 3 & 9 months - Adults	3,182	8,119	39.2%	36.9%	38.9%	50.8%
% of FP17s for Band 1 Urgent Courses	550	11,863	4.6%	10.9%	10.7%	9.1%
% of FP17s Relating to Free Repair or Replacements	46	11,863	0.4%	0.5%	0.5%	0.8%
% of FP17s Relating to Continuations	20	11,863	0.2%	0.7%	0.7%	0.9%
% of Patients satisfied with the dentistry they have received	1	1	N/A	89.9%	89.1%	92.5%
% of Patients satisfied with the time they had to wait for an appointment	0	1	N/A	79.6%	83.1%	87.0%

* This is based on patients treated on this contract for their most recent course of treatment. Figures in italics indicate the base number of FP17s or Patient Questionnaire responses are less than 100. N/A is shown where the base number of responses is less than 10 during the period. % is calculated as Quantity/Base number*100

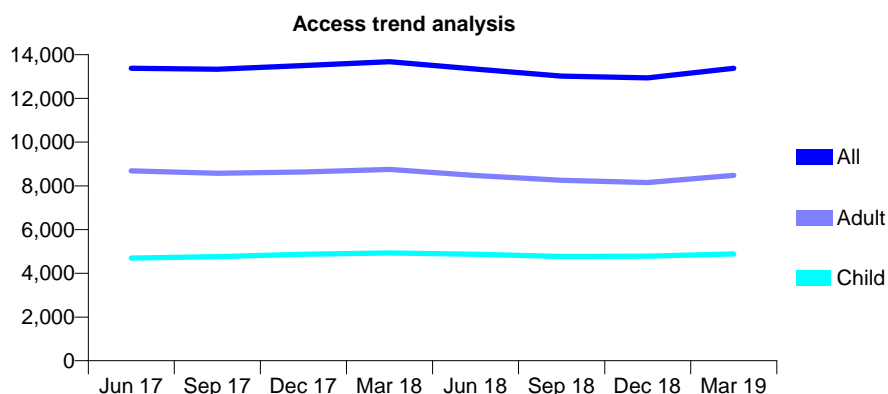
Q61 - Vital Signs At a Glance Contract Report for 825948/0002 - Year end March 2019

Name or company name	MR JK KOTECHA
Contract type name	GDS Contract
Purpose of contract	General
Contract start date	01/04/2006
Contract end date	

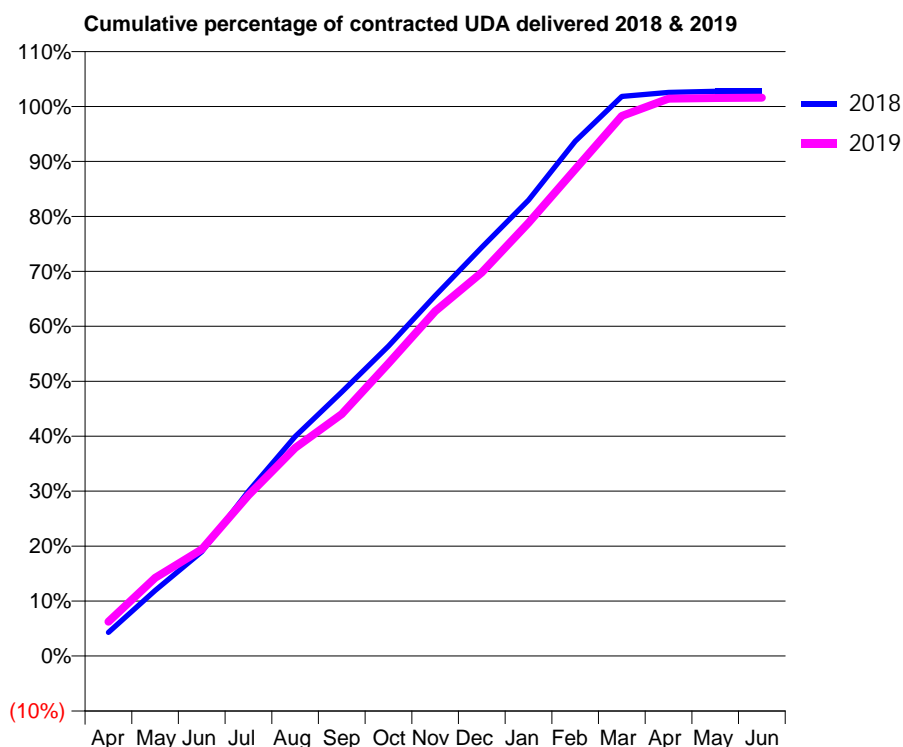
18/19 Contracted general activity (UDA)	36,854
Carry forward general activity (UDA)	-737
18/19 Contracted orthodontic activity (UOA)	0
Carry forward orthodontic activity (UOA)	0
Baseline contract value	£1,077,137.89

ACCESS*

Patients seen in 24 months	Total	Change since previous quarter
Quarter ending March 2018	13,682	
Quarter ending June 2018	13,336	↓
Quarter ending September 2018	13,021	↓
Quarter ending December 2018	12,942	→
Quarter ending March 2019	13,373	↑
Variance since March 2018	(2.3%)	↓



ACTIVITY



Month	Adjusted Scheduled Activity (UDA)	
	2018	2019
April	1,591	2,303
May	4,393	5,249
June	6,986	7,160
July	11,054	10,784
August	14,713	13,953
September	17,701	16,229
October	20,779	19,624
November	24,166	23,125
December	27,403	25,713
January	30,575	29,052
February	34,526	32,641
March	37,528	36,213
April	37,798	37,383
May	37,869	37,419
June	37,874	37,442

QUALITY

	Quantity	Base Number	Contract	AT	Region	England
% of FP17s for the same patient ID Re-attending within 3 months - Children	409	6,010	6.8%	10.7%	11.9%	11.8%
% of FP17s for the same patient ID Re-attending within 3 months - Adults	1,095	8,843	12.4%	16.1%	16.9%	15.7%
% of FP17s for the same patient ID Re-attending between 3 & 9 months - Children	2,875	6,010	47.8%	45.1%	48.9%	58.9%
% of FP17s for the same patient ID Re-attending between 3 & 9 months - Adults	3,609	8,843	40.8%	36.9%	38.9%	50.8%
% of FP17s for Band 1 Urgent Courses	952	15,151	6.3%	10.9%	10.7%	9.1%
% of FP17s Relating to Free Repair or Replacements	55	15,151	0.4%	0.5%	0.5%	0.8%
% of FP17s Relating to Continuations	41	15,151	0.3%	0.7%	0.7%	0.9%
% of Patients satisfied with the dentistry they have received	1	1	N/A	89.9%	89.1%	92.5%
% of Patients satisfied with the time they had to wait for an appointment	0	1	N/A	79.6%	83.1%	87.0%

* This is based on patients treated on this contract for their most recent course of treatment. Figures in italics indicate the base number of FP17s or Patient Questionnaire responses are less than 100. N/A is shown where the base number of responses is less than 10 during the period. % is calculated as Quantity/Base number*100

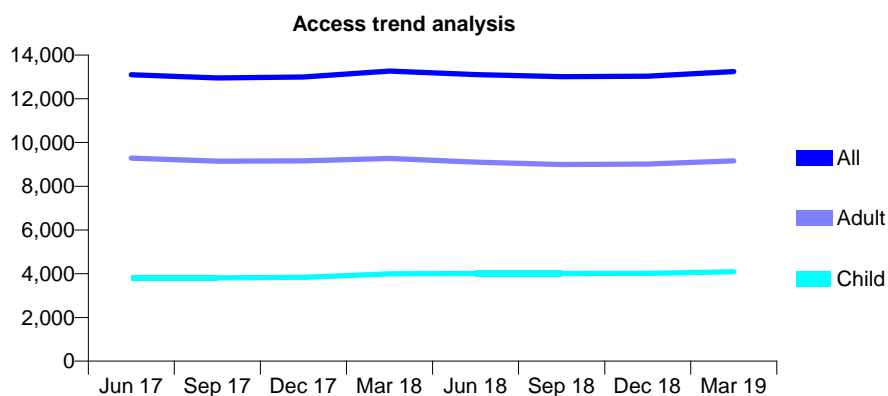
Q61 - Vital Signs At a Glance Contract Report for 825948/0003 - Year end March 2019

Name or company name	MR JK KOTECHA
Contract type name	GDS Contract
Purpose of contract	General
Contract start date	01/04/2006
Contract end date	

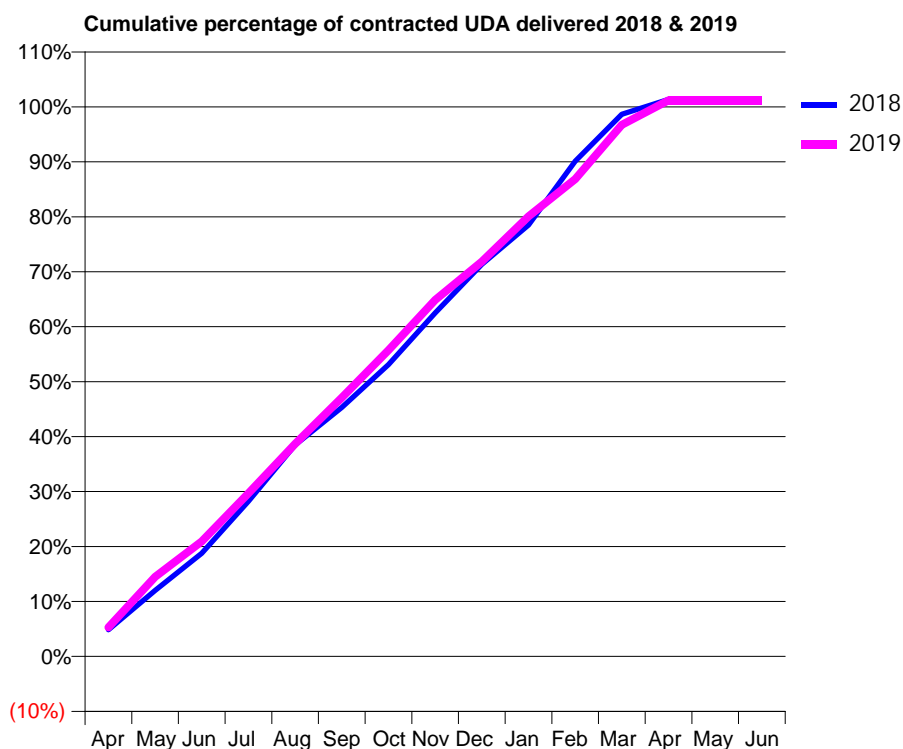
18/19 Contracted general activity (UDA)	37,108
Carry forward general activity (UDA)	-544
18/19 Contracted orthodontic activity (UOA)	0
Carry forward orthodontic activity (UOA)	0
Baseline contract value	£1,169,713.74

ACCESS*

Patients seen in 24 months	Total	Change since previous quarter
Quarter ending March 2018	13,264	
Quarter ending June 2018	13,106	↓
Quarter ending September 2018	13,008	→
Quarter ending December 2018	13,033	→
Quarter ending March 2019	13,248	→
Variance since March 2018	(0.1%)	→



ACTIVITY



Month	Adjusted Scheduled Activity (UDA)	
	2018	2019
April	1,798	1,959
May	4,465	5,377
June	6,967	7,768
July	10,482	11,018
August	14,275	14,359
September	16,805	17,462
October	19,707	20,680
November	23,196	24,078
December	26,471	26,648
January	29,126	29,710
February	33,444	32,237
March	36,612	35,896
April	37,606	37,546
May	37,652	37,545
June	37,652	37,545

QUALITY

	Quantity	Base Number	Contract	AT	Region	England
% of FP17s for the same patient ID Re-attending within 3 months - Children	275	4,900	5.6%	10.7%	11.9%	11.8%
% of FP17s for the same patient ID Re-attending within 3 months - Adults	1,191	9,258	12.9%	16.1%	16.9%	15.7%
% of FP17s for the same patient ID Re-attending between 3 & 9 months - Children	2,363	4,900	48.2%	45.1%	48.9%	58.9%
% of FP17s for the same patient ID Re-attending between 3 & 9 months - Adults	3,367	9,258	36.4%	36.9%	38.9%	50.8%
% of FP17s for Band 1 Urgent Courses	1,199	14,287	8.4%	10.9%	10.7%	9.1%
% of FP17s Relating to Free Repair or Replacements	121	14,287	0.8%	0.5%	0.5%	0.8%
% of FP17s Relating to Continuations	81	14,287	0.6%	0.7%	0.7%	0.9%
% of Patients satisfied with the dentistry they have received	2	2	N/A	89.9%	89.1%	92.5%
% of Patients satisfied with the time they had to wait for an appointment	1	2	N/A	79.6%	83.1%	87.0%

* This is based on patients treated on this contract for their most recent course of treatment. Figures in italics indicate the base number of FP17s or Patient Questionnaire responses are less than 100. N/A is shown where the base number of responses is less than 10 during the period. % is calculated as Quantity/Base number*100

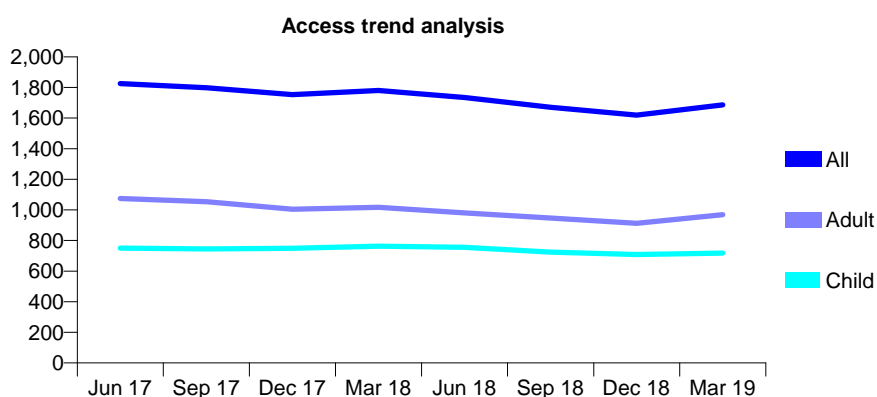
Q61 - Vital Signs At a Glance Contract Report for 828211/0001 - Year end March 2019

Name or company name	MR J PRASHAR
Contract type name	GDS Contract
Purpose of contract	General
Contract start date	01/04/2006
Contract end date	

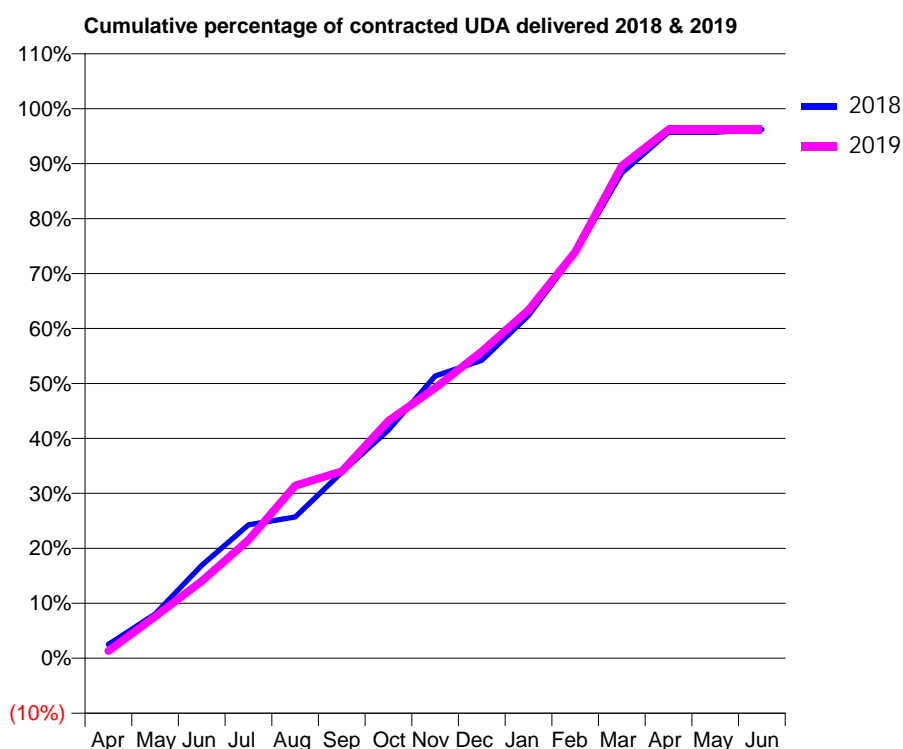
18/19 Contracted general activity (UDA)	3,968
Carry forward general activity (UDA)	150
18/19 Contracted orthodontic activity (UOA)	0
Carry forward orthodontic activity (UOA)	0
Baseline contract value	£110,305.97

ACCESS*

Patients seen in 24 months	Total	Change since previous quarter
Quarter ending March 2018	1,780	
Quarter ending June 2018	1,735	↓
Quarter ending September 2018	1,671	↓
Quarter ending December 2018	1,620	↓
Quarter ending March 2019	1,687	↑
Variance since March 2018	(5.2%)	↓



ACTIVITY



Month	2018	2019
April	101	53
May	319	301
June	670	557
July	964	854
August	1,020	1,246
September	1,342	1,350
October	1,649	1,714
November	2,038	1,952
December	2,151	2,214
January	2,474	2,514
February	2,927	2,933
March	3,505	3,555
April	3,799	3,817
May	3,799	3,817
June	3,818	3,817

QUALITY

	Quantity	Base Number	Contract	AT	Region	England
% of FP17s for the same patient ID Re-attending within 3 months - Children	65	997	6.5%	10.7%	11.9%	11.8%
% of FP17s for the same patient ID Re-attending within 3 months - Adults	112	1,022	11.0%	16.1%	16.9%	15.7%
% of FP17s for the same patient ID Re-attending between 3 & 9 months - Children	594	997	59.6%	45.1%	48.9%	58.9%
% of FP17s for the same patient ID Re-attending between 3 & 9 months - Adults	427	1,022	41.8%	36.9%	38.9%	50.8%
% of FP17s for Band 1 Urgent Courses	140	1,987	7.0%	10.9%	10.7%	9.1%
% of FP17s Relating to Free Repair or Replacements	1	1,987	0.1%	0.5%	0.5%	0.8%
% of FP17s Relating to Continuations	0	1,987	0.0%	0.7%	0.7%	0.9%
% of Patients satisfied with the dentistry they have received	0	0	N/A	89.9%	89.1%	92.5%
% of Patients satisfied with the time they had to wait for an appointment	0	0	N/A	79.6%	83.1%	87.0%

* This is based on patients treated on this contract for their most recent course of treatment.

Figures in italics indicate the base number of FP17s or Patient Questionnaire responses are less than 100. N/A is shown where the base number of responses is less than 10 during the period. % is calculated as Quantity/Base number*100

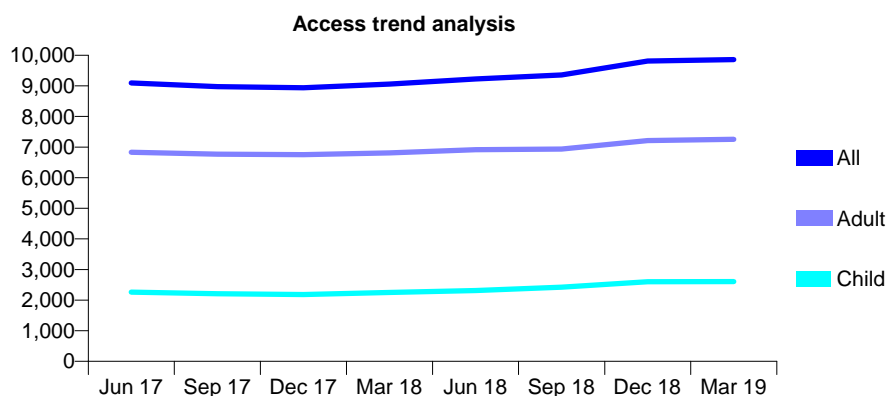
Q61 - Vital Signs At a Glance Contract Report for 828262/0001 - Year end March 2019

Name or company name	MRS GT WARD
Contract type name	GDS Contract
Purpose of contract	General
Contract start date	01/04/2006
Contract end date	

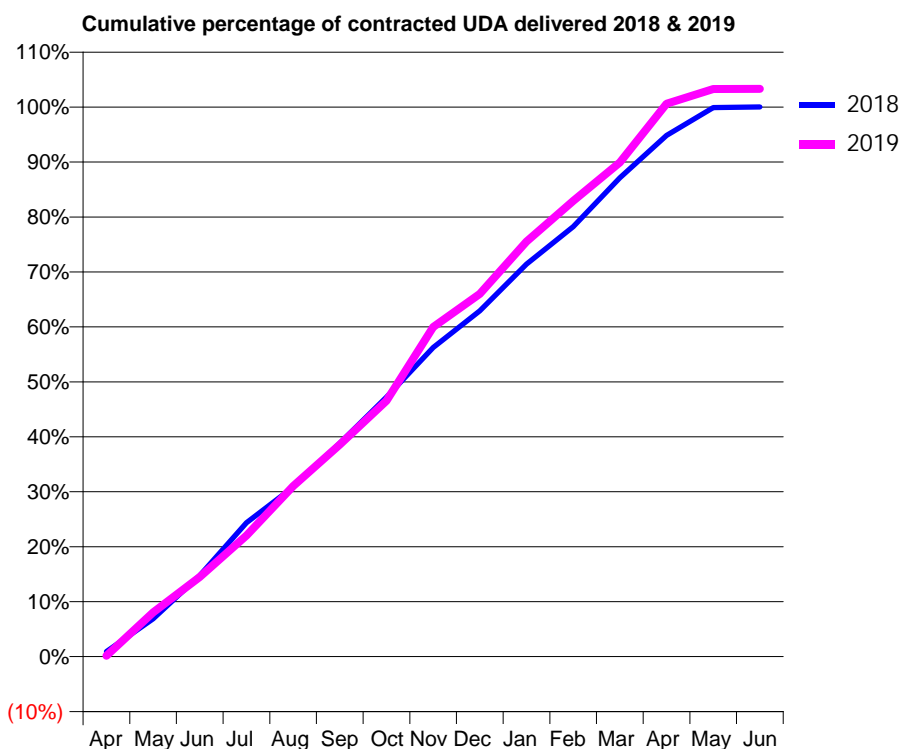
18/19 Contracted general activity (UDA)	17,513
Carry forward general activity (UDA)	-3
18/19 Contracted orthodontic activity (UOA)	0
Carry forward orthodontic activity (UOA)	0
Baseline contract value	£468,151.14

ACCESS*

Patients seen in 24 months	Total	Change since previous quarter
Quarter ending March 2018	9,059	
Quarter ending June 2018	9,226	→
Quarter ending September 2018	9,356	→
Quarter ending December 2018	9,809	↑
Quarter ending March 2019	9,860	→
Variance since March 2018	8.8%	↑



ACTIVITY



Month	Adjusted Scheduled Activity (UDA)	
	2018	2019
April	160	29
May	1,211	1,415
June	2,581	2,538
July	4,267	3,855
August	5,405	5,432
September	6,804	6,755
October	8,271	8,153
November	9,849	10,504
December	11,018	11,564
January	12,511	13,228
February	13,701	14,525
March	15,261	15,746
April	16,610	17,618
May	17,495	18,085
June	17,516	18,096

QUALITY

	Quantity	Base Number	Contract	AT	Region	England
% of FP17s for the same patient ID Re-attending within 3 months - Children	179	2,855	6.3%	10.7%	11.9%	11.8%
% of FP17s for the same patient ID Re-attending within 3 months - Adults	997	6,962	14.3%	16.1%	16.9%	15.7%
% of FP17s for the same patient ID Re-attending between 3 & 9 months - Children	876	2,855	30.7%	45.1%	48.9%	58.9%
% of FP17s for the same patient ID Re-attending between 3 & 9 months - Adults	1,265	6,962	18.2%	36.9%	38.9%	50.8%
% of FP17s for Band 1 Urgent Courses	1,507	9,425	16.0%	10.9%	10.7%	9.1%
% of FP17s Relating to Free Repair or Replacements	111	9,425	1.2%	0.5%	0.5%	0.8%
% of FP17s Relating to Continuations	32	9,425	0.3%	0.7%	0.7%	0.9%
% of Patients satisfied with the dentistry they have received	0	0	N/A	89.9%	89.1%	92.5%
% of Patients satisfied with the time they had to wait for an appointment	0	0	N/A	79.6%	83.1%	87.0%

* This is based on patients treated on this contract for their most recent course of treatment. Figures in italics indicate the base number of FP17s or Patient Questionnaire responses are less than 100. N/A is shown where the base number of responses is less than 10 during the period. % is calculated as Quantity/Base number*100

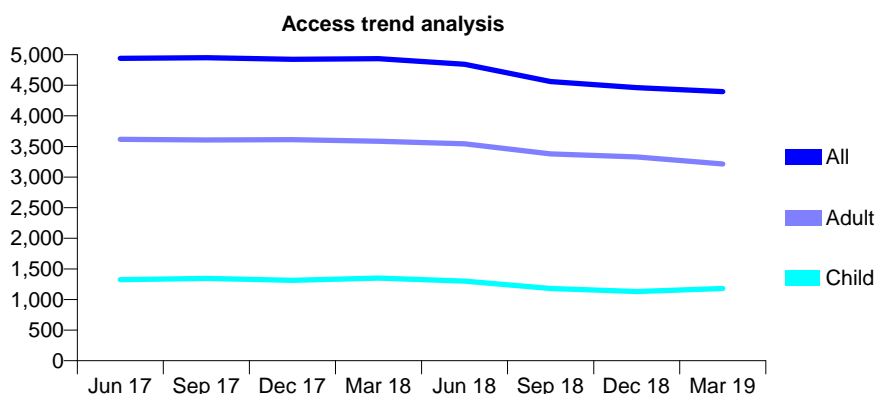
Q61 - Vital Signs At a Glance Contract Report for 828262/0002 - Year end March 2019

Name or company name	MRS GT WARD
Contract type name	GDS Contract
Purpose of contract	General
Contract start date	20/12/2011
Contract end date	

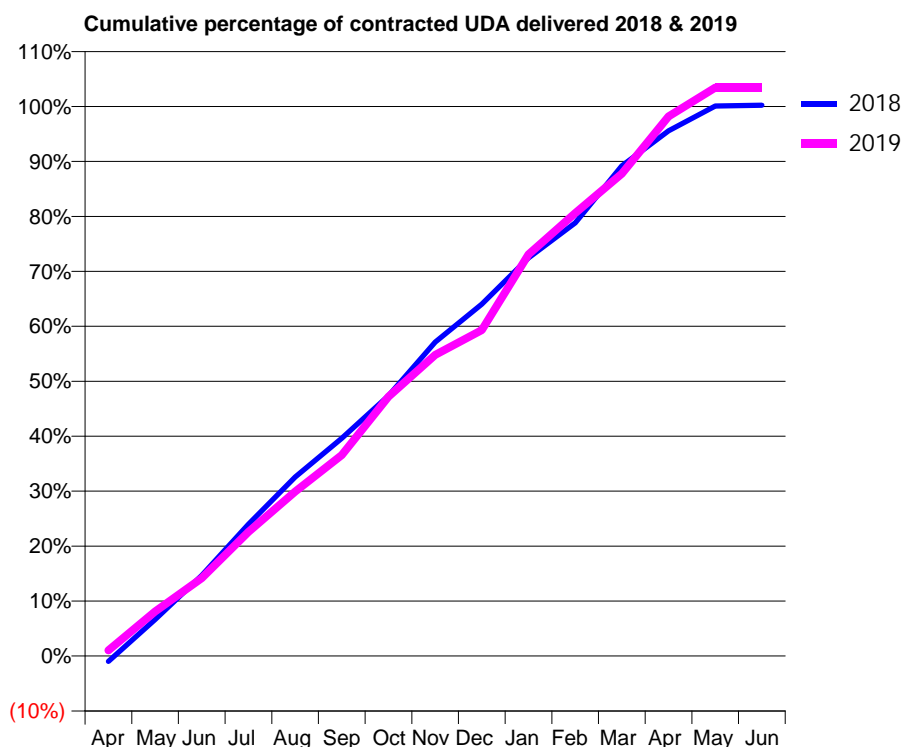
18/19 Contracted general activity (UDA)	10,554
Carry forward general activity (UDA)	-23
18/19 Contracted orthodontic activity (UOA)	0
Carry forward orthodontic activity (UOA)	0
Baseline contract value	£292,472.08

ACCESS*

Patients seen in 24 months	Total	Change since previous quarter
Quarter ending March 2018	4,933	
Quarter ending June 2018	4,843	↓
Quarter ending September 2018	4,560	↓
Quarter ending December 2018	4,461	↓
Quarter ending March 2019	4,395	↓
Variance since March 2018	(10.9%)	↓



ACTIVITY



Month	Adjusted Scheduled Activity (UDA)	
	2018	2019
April	-104	109
May	702	857
June	1,549	1,496
July	2,532	2,383
August	3,440	3,160
September	4,181	3,859
October	4,999	4,979
November	6,030	5,781
December	6,757	6,258
January	7,647	7,712
February	8,318	8,508
March	9,413	9,263
April	10,087	10,362
May	10,564	10,915
June	10,577	10,918

QUALITY

	Quantity	Base Number	Contract	AT	Region	England
% of FP17s for the same patient ID Re-attending within 3 months - Children	82	1,247	6.6%	10.7%	11.9%	11.8%
% of FP17s for the same patient ID Re-attending within 3 months - Adults	351	3,031	11.6%	16.1%	16.9%	15.7%
% of FP17s for the same patient ID Re-attending between 3 & 9 months - Children	363	1,247	29.1%	45.1%	48.9%	58.9%
% of FP17s for the same patient ID Re-attending between 3 & 9 months - Adults	676	3,031	22.3%	36.9%	38.9%	50.8%
% of FP17s for Band 1 Urgent Courses	599	4,335	13.8%	10.9%	10.7%	9.1%
% of FP17s Relating to Free Repair or Replacements	51	4,335	1.2%	0.5%	0.5%	0.8%
% of FP17s Relating to Continuations	12	4,335	0.3%	0.7%	0.7%	0.9%
% of Patients satisfied with the dentistry they have received	2	2	N/A	89.9%	89.1%	92.5%
% of Patients satisfied with the time they had to wait for an appointment	2	2	N/A	79.6%	83.1%	87.0%

* This is based on patients treated on this contract for their most recent course of treatment. Figures in italics indicate the base number of FP17s or Patient Questionnaire responses are less than 100. N/A is shown where the base number of responses is less than 10 during the period. % is calculated as Quantity/Base number*100

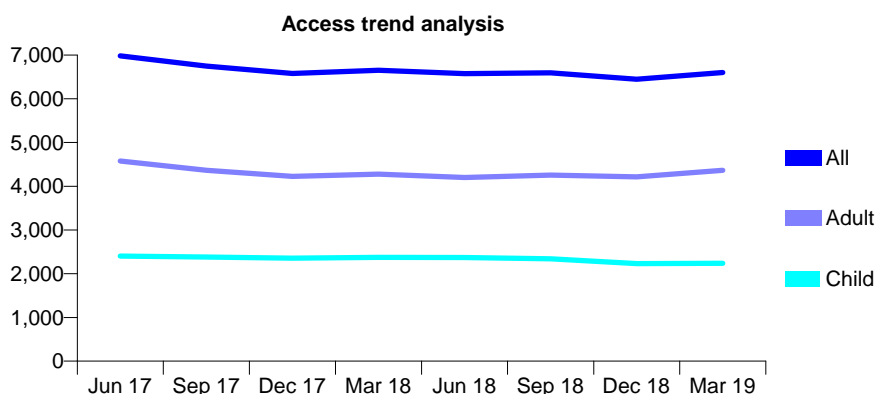
Q61 - Vital Signs At a Glance Contract Report for 829285/0001 - Year end March 2019

Name or company name	MRS CO ADELOYE
Contract type name	Pilot Contract
Purpose of contract	General
Contract start date	01/04/2006
Contract end date	

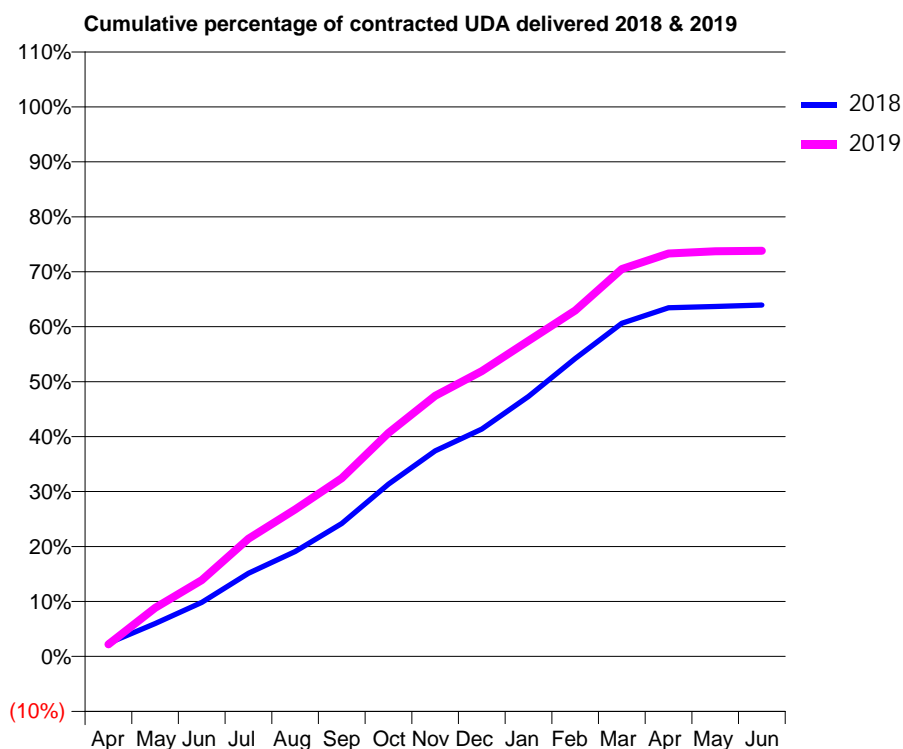
18/19 Contracted general activity (UDA)	22,618
Carry forward general activity (UDA)	0
18/19 Contracted orthodontic activity (UOA)	0
Carry forward orthodontic activity (UOA)	0
Baseline contract value	£575,048.00

ACCESS*

Patients seen in 24 months	Total	Change since previous quarter
Quarter ending March 2018	6,653	
Quarter ending June 2018	6,575	↓
Quarter ending September 2018	6,594	→
Quarter ending December 2018	6,445	↓
Quarter ending March 2019	6,603	↑
Variance since March 2018	(0.8%)	→



ACTIVITY



Month	Adjusted Scheduled Activity (UDA)	
	2018	2019
April	544	498
May	1,352	1,999
June	2,225	3,139
July	3,425	4,841
August	4,316	6,052
September	5,470	7,333
October	7,091	9,195
November	8,460	10,730
December	9,354	11,743
January	10,701	12,994
February	12,257	14,237
March	13,713	15,945
April	14,352	16,582
May	14,404	16,678
June	14,460	16,696

QUALITY

	Quantity	Base Number	Contract	AT	Region	England
% of FP17s for the same patient ID Re-attending within 3 months - Children	122	2,204	5.5%	10.7%	11.9%	11.8%
% of FP17s for the same patient ID Re-attending within 3 months - Adults	455	4,060	11.2%	16.1%	16.9%	15.7%
% of FP17s for the same patient ID Re-attending between 3 & 9 months - Children	537	2,204	24.4%	45.1%	48.9%	58.9%
% of FP17s for the same patient ID Re-attending between 3 & 9 months - Adults	795	4,060	19.6%	36.9%	38.9%	50.8%
% of FP17s for Band 1 Urgent Courses	388	6,273	6.2%	10.9%	10.7%	9.1%
% of FP17s Relating to Free Repair or Replacements	33	6,273	0.5%	0.5%	0.5%	0.8%
% of FP17s Relating to Continuations	16	6,273	0.3%	0.7%	0.7%	0.9%
% of Patients satisfied with the dentistry they have received	2	2	N/A	89.9%	89.1%	92.5%
% of Patients satisfied with the time they had to wait for an appointment	2	2	N/A	79.6%	83.1%	87.0%

* This is based on patients treated on this contract for their most recent course of treatment. Figures in italics indicate the base number of FP17s or Patient Questionnaire responses are less than 100. N/A is shown where the base number of responses is less than 10 during the period. % is calculated as Quantity/Base number*100

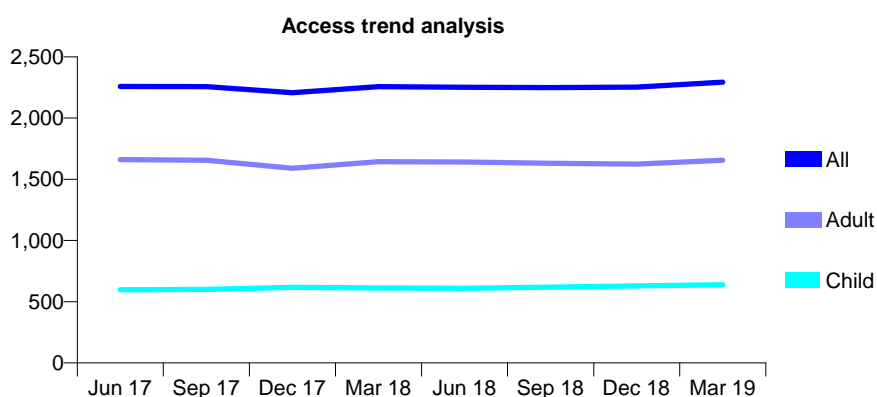
Q61 - Vital Signs At a Glance Contract Report for 831522/0001 - Year end March 2019

Name or company name	MISS G HAKHAMANESHI
Contract type name	GDS Contract
Purpose of contract	General
Contract start date	01/04/2006
Contract end date	

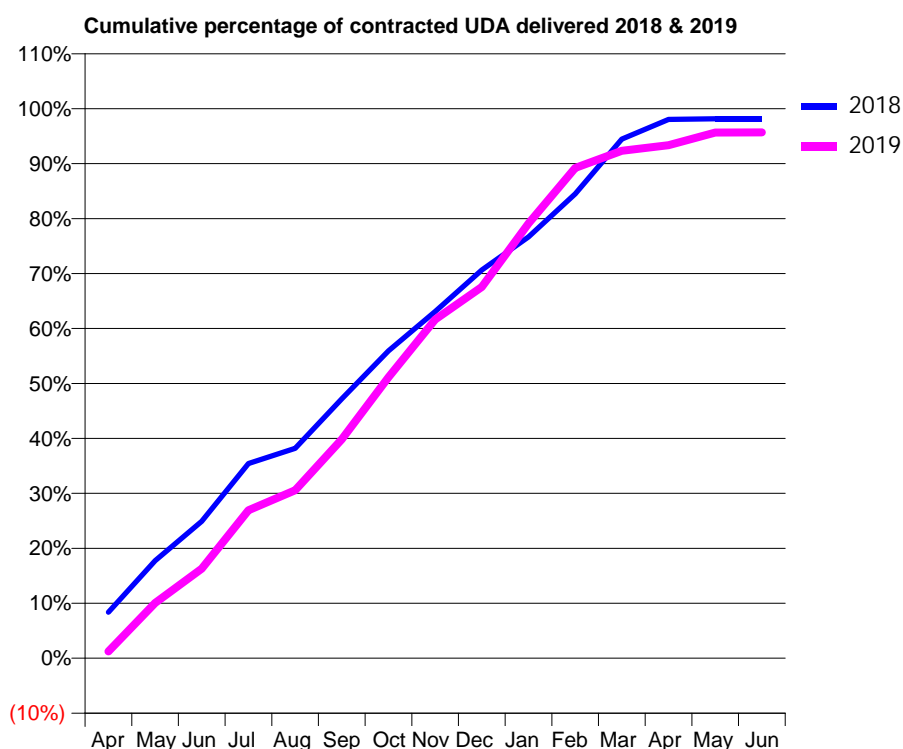
18/19 Contracted general activity (UDA)	7,126
Carry forward general activity (UDA)	132
18/19 Contracted orthodontic activity (UOA)	0
Carry forward orthodontic activity (UOA)	0
Baseline contract value	£254,620.61

ACCESS*

Patients seen in 24 months	Total	Change since previous quarter
Quarter ending March 2018	2,257	
Quarter ending June 2018	2,251	→
Quarter ending September 2018	2,249	→
Quarter ending December 2018	2,253	→
Quarter ending March 2019	2,294	→
Variance since March 2018	1.6%	→



ACTIVITY



Adjusted Scheduled Activity (UDA)		
Month	2018	2019
April	597	90
May	1,266	717
June	1,775	1,161
July	2,526	1,919
August	2,720	2,179
September	3,362	2,839
October	3,986	3,643
November	4,497	4,394
December	5,033	4,813
January	5,463	5,638
February	6,020	6,357
March	6,731	6,578
April	6,988	6,652
May	6,994	6,816
June	6,994	6,817

QUALITY

	Quantity	Base Number	Contract	AT	Region	England
% of FP17s for the same patient ID Re-attending within 3 months - Children	60	862	7.0%	10.7%	11.9%	11.8%
% of FP17s for the same patient ID Re-attending within 3 months - Adults	316	2,072	15.3%	16.1%	16.9%	15.7%
% of FP17s for the same patient ID Re-attending between 3 & 9 months - Children	487	862	56.5%	45.1%	48.9%	58.9%
% of FP17s for the same patient ID Re-attending between 3 & 9 months - Adults	908	2,072	43.8%	36.9%	38.9%	50.8%
% of FP17s for Band 1 Urgent Courses	224	2,904	7.7%	10.9%	10.7%	9.1%
% of FP17s Relating to Free Repair or Replacements	7	2,904	0.2%	0.5%	0.5%	0.8%
% of FP17s Relating to Continuations	50	2,904	1.7%	0.7%	0.7%	0.9%
% of Patients satisfied with the dentistry they have received	0	0	N/A	89.9%	89.1%	92.5%
% of Patients satisfied with the time they had to wait for an appointment	0	0	N/A	79.6%	83.1%	87.0%

* This is based on patients treated on this contract for their most recent course of treatment.

Figures in italics indicate the base number of FP17s or Patient Questionnaire responses are less than 100. N/A is shown where the base number of responses is less than 10 during the period. % is calculated as Quantity/Base number*100

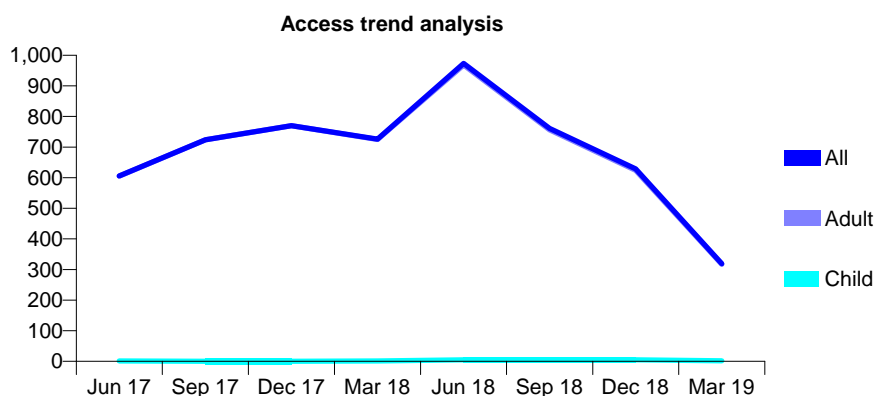
Q61 - Vital Signs At a Glance Contract Report for 832391/0002 - Year end March 2019

Name or company name	MR M TORZ
Contract type name	PDS Contract
Purpose of contract	General
Contract start date	01/04/2006
Contract end date	31/08/2018

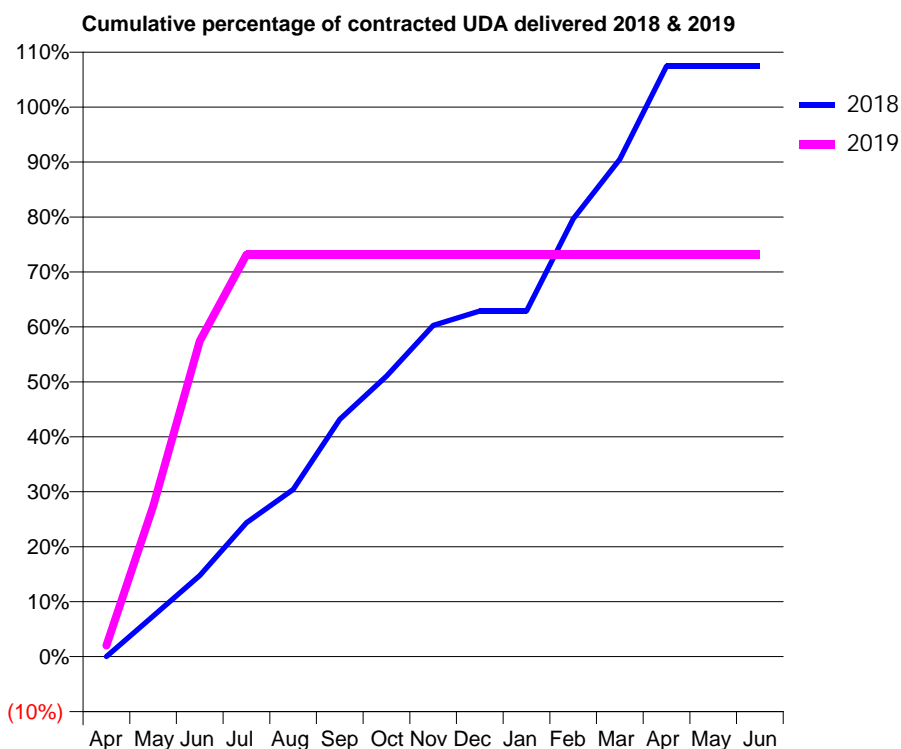
18/19 Contracted general activity (UDA)	592
Carry forward general activity (UDA)	159
18/19 Contracted orthodontic activity (UOA)	0
Carry forward orthodontic activity (UOA)	0
Baseline contract value	£39,389.23

ACCESS*

Patients seen in 24 months	Total	Change since previous quarter
Quarter ending March 2018	726	
Quarter ending June 2018	973	↑
Quarter ending September 2018	761	↓
Quarter ending December 2018	629	↓
Quarter ending March 2019	319	↓
Variance since March 2018	(56.1%)	↓



ACTIVITY



Month	Adjusted Scheduled Activity (UDA)	
	2018	2019
April	0	12
May	158	162
June	315	340
July	521	433
August	650	433
September	923	433
October	1,091	433
November	1,288	433
December	1,344	433
January	1,344	433
February	1,702	433
March	1,934	433
April	2,296	433
May	2,296	433
June	2,296	433

QUALITY

	Quantity	Base Number	Contract	AT	Region	England
% of FP17s for the same patient ID Re-attending within 3 months - Children	0	6	0.0%	10.7%	11.9%	11.8%
% of FP17s for the same patient ID Re-attending within 3 months - Adults	0	346	0.0%	16.1%	16.9%	15.7%
% of FP17s for the same patient ID Re-attending between 3 & 9 months - Children	0	6	0.0%	45.1%	48.9%	58.9%
% of FP17s for the same patient ID Re-attending between 3 & 9 months - Adults	1	346	0.3%	36.9%	38.9%	50.8%
% of FP17s for Band 1 Urgent Courses	0	218	0.0%	10.9%	10.7%	9.1%
% of FP17s Relating to Free Repair or Replacements	0	218	0.0%	0.5%	0.5%	0.8%
% of FP17s Relating to Continuations	0	218	0.0%	0.7%	0.7%	0.9%
% of Patients satisfied with the dentistry they have received	0	0	N/A	89.9%	89.1%	92.5%
% of Patients satisfied with the time they had to wait for an appointment	0	0	N/A	79.6%	83.1%	87.0%

* This is based on patients treated on this contract for their most recent course of treatment. Figures in italics indicate the base number of FP17s or Patient Questionnaire responses are less than 100. N/A is shown where the base number of responses is less than 10 during the period. % is calculated as Quantity/Base number*100

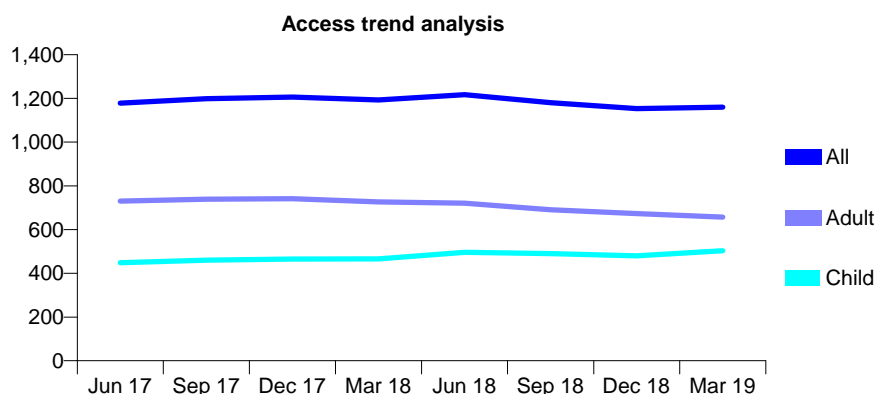
Q61 - Vital Signs At a Glance Contract Report for 839167/0001 - Year end March 2019

Name or company name	Promenade Dental Practice
Contract type name	GDS Contract
Purpose of contract	General
Contract start date	01/04/2006
Contract end date	

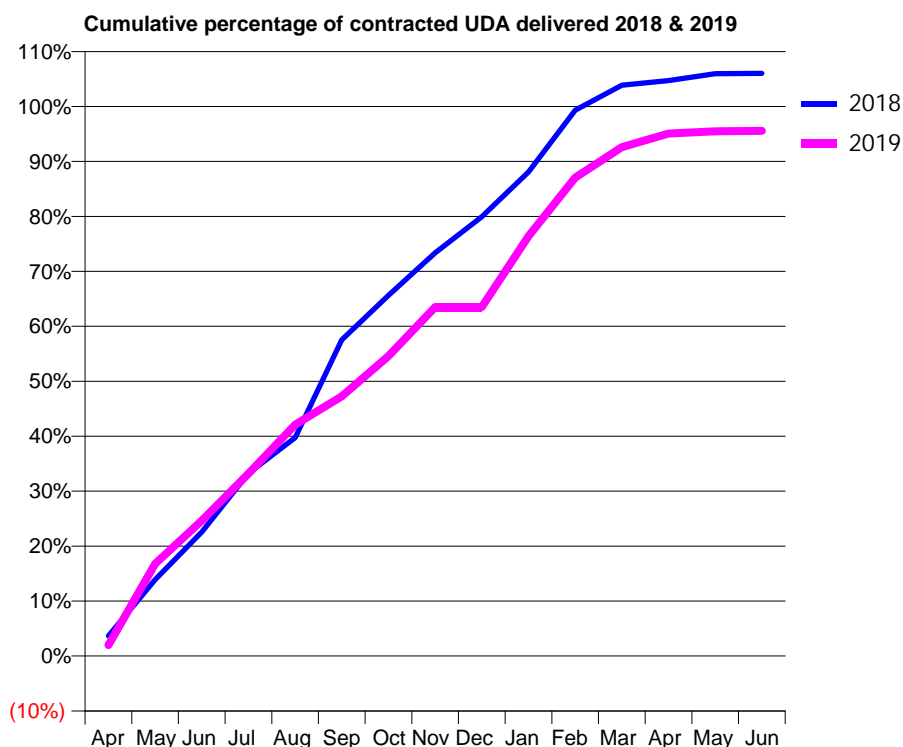
18/19 Contracted general activity (UDA)	1,992
Carry forward general activity (UDA)	-40
18/19 Contracted orthodontic activity (UOA)	0
Carry forward orthodontic activity (UOA)	0
Baseline contract value	£63,481.76

ACCESS*

Patients seen in 24 months	Total	Change since previous quarter
Quarter ending March 2018	1,193	
Quarter ending June 2018	1,217	↑
Quarter ending September 2018	1,181	↓
Quarter ending December 2018	1,153	↓
Quarter ending March 2019	1,160	→
Variance since March 2018	(2.8%)	↓



ACTIVITY



Month	Adjusted Scheduled Activity (UDA)	
	2018	2019
April	73	40
May	277	335
June	449	491
July	662	661
August	792	839
September	1,146	942
October	1,307	1,088
November	1,461	1,265
December	1,592	1,265
January	1,755	1,522
February	1,978	1,734
March	2,069	1,844
April	2,085	1,894
May	2,111	1,902
June	2,112	1,904

QUALITY

	Quantity	Base Number	Contract	AT	Region	England
% of FP17s for the same patient ID Re-attending within 3 months - Children	44	564	7.8%	10.7%	11.9%	11.8%
% of FP17s for the same patient ID Re-attending within 3 months - Adults	46	586	7.8%	16.1%	16.9%	15.7%
% of FP17s for the same patient ID Re-attending between 3 & 9 months - Children	225	564	39.9%	45.1%	48.9%	58.9%
% of FP17s for the same patient ID Re-attending between 3 & 9 months - Adults	251	586	42.8%	36.9%	38.9%	50.8%
% of FP17s for Band 1 Urgent Courses	92	1,152	8.0%	10.9%	10.7%	9.1%
% of FP17s Relating to Free Repair or Replacements	0	1,152	0.0%	0.5%	0.5%	0.8%
% of FP17s Relating to Continuations	3	1,152	0.3%	0.7%	0.7%	0.9%
% of Patients satisfied with the dentistry they have received	0	0	N/A	89.9%	89.1%	92.5%
% of Patients satisfied with the time they had to wait for an appointment	0	0	N/A	79.6%	83.1%	87.0%

* This is based on patients treated on this contract for their most recent course of treatment. Figures in italics indicate the base number of FP17s or Patient Questionnaire responses are less than 100. N/A is shown where the base number of responses is less than 10 during the period. % is calculated as Quantity/Base number*100

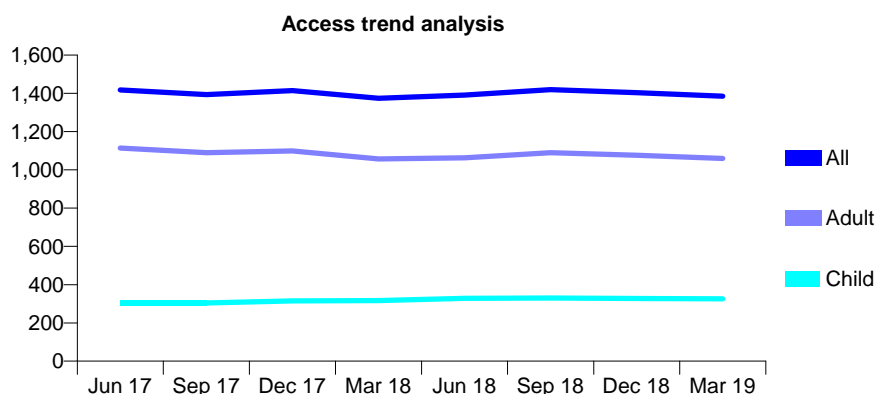
Q61 - Vital Signs At a Glance Contract Report for 839779/0001 - Year end March 2019

Name or company name	MR M SIMYAB
Contract type name	GDS Contract
Purpose of contract	General
Contract start date	01/04/2006
Contract end date	

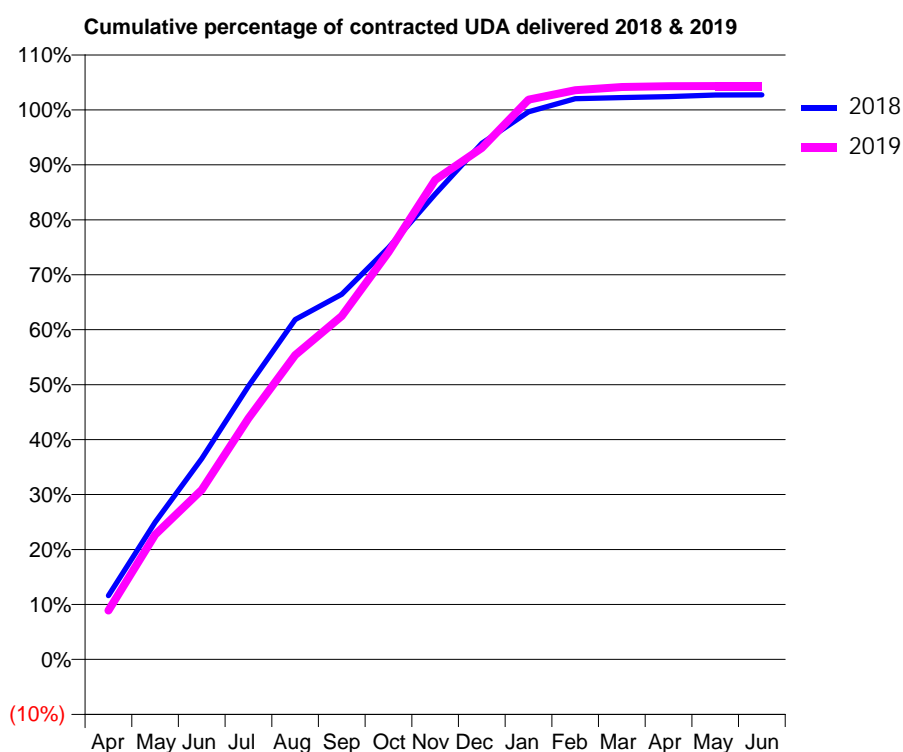
18/19 Contracted general activity (UDA)	3,780
Carry forward general activity (UDA)	-76
18/19 Contracted orthodontic activity (UOA)	0
Carry forward orthodontic activity (UOA)	0
Baseline contract value	£140,177.18

ACCESS*

Patients seen in 24 months	Total	Change since previous quarter
Quarter ending March 2018	1,374	
Quarter ending June 2018	1,391	→
Quarter ending September 2018	1,419	↑
Quarter ending December 2018	1,403	↓
Quarter ending March 2019	1,385	↓
Variance since March 2018	0.8%	→



ACTIVITY



Month	Adjusted Scheduled Activity (UDA)	
	2018	2019
April	439	336
May	944	858
June	1,381	1,166
July	1,880	1,658
August	2,337	2,093
September	2,512	2,362
October	2,832	2,801
November	3,201	3,298
December	3,549	3,517
January	3,766	3,850
February	3,857	3,914
March	3,864	3,937
April	3,870	3,943
May	3,882	3,944
June	3,883	3,944

QUALITY

	Quantity	Base Number	Contract	AT	Region	England
% of FP17s for the same patient ID Re-attending within 3 months - Children	39	369	10.6%	10.7%	11.9%	11.8%
% of FP17s for the same patient ID Re-attending within 3 months - Adults	189	1,120	16.9%	16.1%	16.9%	15.7%
% of FP17s for the same patient ID Re-attending between 3 & 9 months - Children	102	369	27.6%	45.1%	48.9%	58.9%
% of FP17s for the same patient ID Re-attending between 3 & 9 months - Adults	368	1,120	32.9%	36.9%	38.9%	50.8%
% of FP17s for Band 1 Urgent Courses	179	1,476	12.1%	10.9%	10.7%	9.1%
% of FP17s Relating to Free Repair or Replacements	0	1,476	0.0%	0.5%	0.5%	0.8%
% of FP17s Relating to Continuations	58	1,476	3.9%	0.7%	0.7%	0.9%
% of Patients satisfied with the dentistry they have received	0	0	N/A	89.9%	89.1%	92.5%
% of Patients satisfied with the time they had to wait for an appointment	0	0	N/A	79.6%	83.1%	87.0%

* This is based on patients treated on this contract for their most recent course of treatment. Figures in italics indicate the base number of FP17s or Patient Questionnaire responses are less than 100. N/A is shown where the base number of responses is less than 10 during the period. % is calculated as Quantity/Base number*100

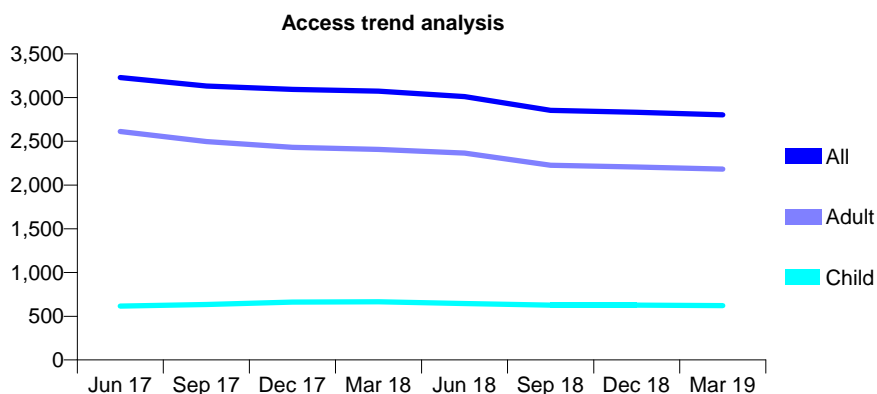
Q61 - Vital Signs At a Glance Contract Report for 841242/0001 - Year end March 2019

Name or company name	MRS O SULAIMAN
Contract type name	GDS Contract
Purpose of contract	General
Contract start date	01/04/2006
Contract end date	

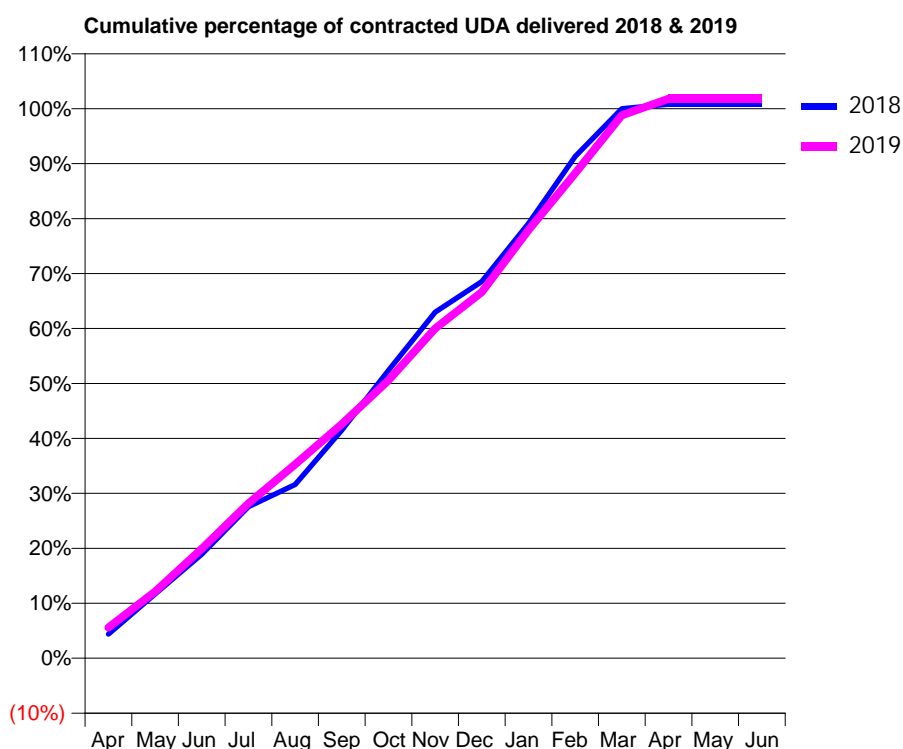
18/19 Contracted general activity (UDA)	6,663
Carry forward general activity (UDA)	-55
18/19 Contracted orthodontic activity (UOA)	0
Carry forward orthodontic activity (UOA)	0
Baseline contract value	£190,471.02

ACCESS*

Patients seen in 24 months	Total	Change since previous quarter
Quarter ending March 2018	3,074	
Quarter ending June 2018	3,011	↓
Quarter ending September 2018	2,854	↓
Quarter ending December 2018	2,833	→
Quarter ending March 2019	2,803	↓
Variance since March 2018	(8.8%)	↓



ACTIVITY



Month	2018	2019
April	292	372
May	779	809
June	1,261	1,326
July	1,838	1,878
August	2,107	2,352
September	2,764	2,838
October	3,490	3,369
November	4,197	3,997
December	4,567	4,439
January	5,270	5,192
February	6,083	5,881
March	6,662	6,584
April	6,718	6,782
May	6,718	6,783
June	6,718	6,783

QUALITY

	Quantity	Base Number	Contract	AT	Region	England
% of FP17s for the same patient ID Re-attending within 3 months - Children	138	870	15.9%	10.7%	11.9%	11.8%
% of FP17s for the same patient ID Re-attending within 3 months - Adults	251	2,205	11.4%	16.1%	16.9%	15.7%
% of FP17s for the same patient ID Re-attending between 3 & 9 months - Children	409	870	47.0%	45.1%	48.9%	58.9%
% of FP17s for the same patient ID Re-attending between 3 & 9 months - Adults	771	2,205	35.0%	36.9%	38.9%	50.8%
% of FP17s for Band 1 Urgent Courses	258	3,132	8.2%	10.9%	10.7%	9.1%
% of FP17s Relating to Free Repair or Replacements	1	3,132	0.0%	0.5%	0.5%	0.8%
% of FP17s Relating to Continuations	4	3,132	0.1%	0.7%	0.7%	0.9%
% of Patients satisfied with the dentistry they have received	0	0	N/A	89.9%	89.1%	92.5%
% of Patients satisfied with the time they had to wait for an appointment	0	0	N/A	79.6%	83.1%	87.0%

* This is based on patients treated on this contract for their most recent course of treatment.

Figures in italics indicate the base number of FP17s or Patient Questionnaire responses are less than 100. N/A is shown where the base number of responses is less than 10 during the period. % is calculated as Quantity/Base number*100

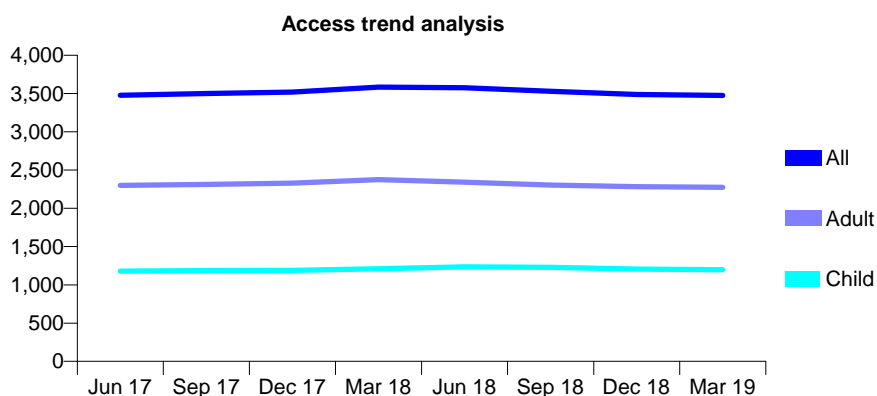
Q61 - Vital Signs At a Glance Contract Report for 841390/0001 - Year end March 2019

Name or company name	MR AG PATEL
Contract type name	GDS Contract
Purpose of contract	General
Contract start date	01/04/2006
Contract end date	

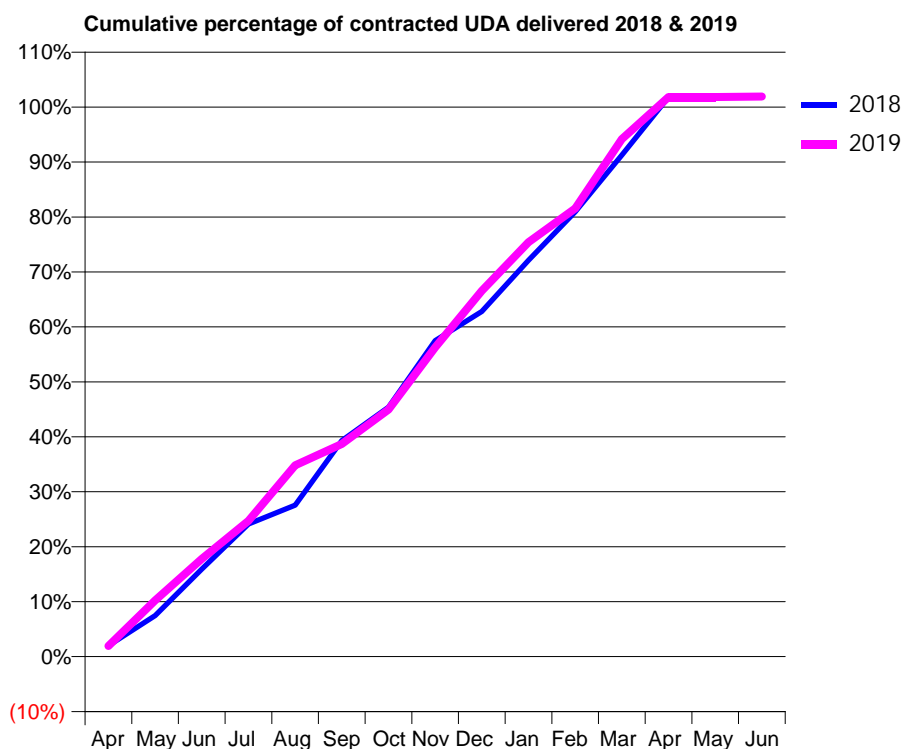
18/19 Contracted general activity (UDA)	6,499
Carry forward general activity (UDA)	-126
18/19 Contracted orthodontic activity (UOA)	0
Carry forward orthodontic activity (UOA)	0
Baseline contract value	£188,580.62

ACCESS*

Patients seen in 24 months	Total	Change since previous quarter
Quarter ending March 2018	3,584	
Quarter ending June 2018	3,575	→
Quarter ending September 2018	3,531	↓
Quarter ending December 2018	3,487	↓
Quarter ending March 2019	3,474	→
Variance since March 2018	(3.1%)	↓



ACTIVITY



Month	Adjusted Scheduled Activity (UDA)	
	2018	2019
April	130	126
May	486	666
June	1,033	1,155
July	1,569	1,607
August	1,792	2,263
September	2,555	2,515
October	2,950	2,921
November	3,737	3,658
December	4,082	4,325
January	4,688	4,900
February	5,260	5,300
March	5,931	6,120
April	6,617	6,618
May	6,625	6,617
June	6,625	6,624

QUALITY

	Quantity	Base Number	Contract	AT	Region	England
% of FP17s for the same patient ID Re-attending within 3 months - Children	16	1,407	1.1%	10.7%	11.9%	11.8%
% of FP17s for the same patient ID Re-attending within 3 months - Adults	101	2,207	4.6%	16.1%	16.9%	15.7%
% of FP17s for the same patient ID Re-attending between 3 & 9 months - Children	656	1,407	46.6%	45.1%	48.9%	58.9%
% of FP17s for the same patient ID Re-attending between 3 & 9 months - Adults	941	2,207	42.6%	36.9%	38.9%	50.8%
% of FP17s for Band 1 Urgent Courses	9	3,623	0.2%	10.9%	10.7%	9.1%
% of FP17s Relating to Free Repair or Replacements	7	3,623	0.2%	0.5%	0.5%	0.8%
% of FP17s Relating to Continuations	14	3,623	0.4%	0.7%	0.7%	0.9%
% of Patients satisfied with the dentistry they have received	0	0	N/A	89.9%	89.1%	92.5%
% of Patients satisfied with the time they had to wait for an appointment	0	0	N/A	79.6%	83.1%	87.0%

* This is based on patients treated on this contract for their most recent course of treatment. Figures in italics indicate the base number of FP17s or Patient Questionnaire responses are less than 100. N/A is shown where the base number of responses is less than 10 during the period. % is calculated as Quantity/Base number*100

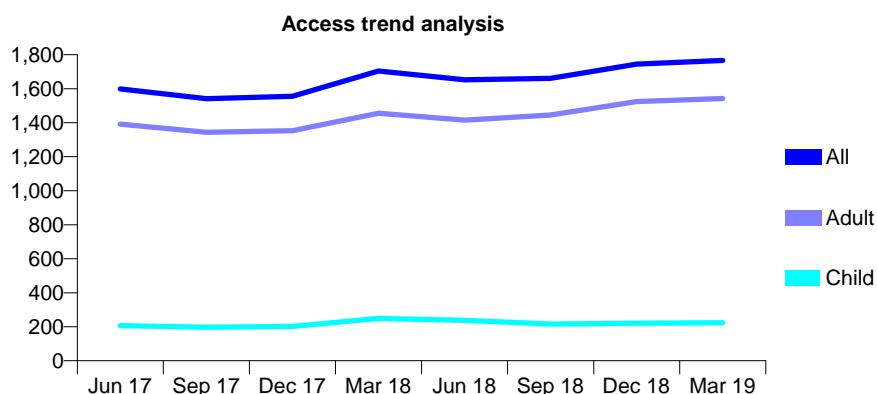
Q61 - Vital Signs At a Glance Contract Report for 841463/0001 - Year end March 2019

Name or company name	MR H TOSI
Contract type name	GDS Contract
Purpose of contract	General
Contract start date	01/04/2006
Contract end date	

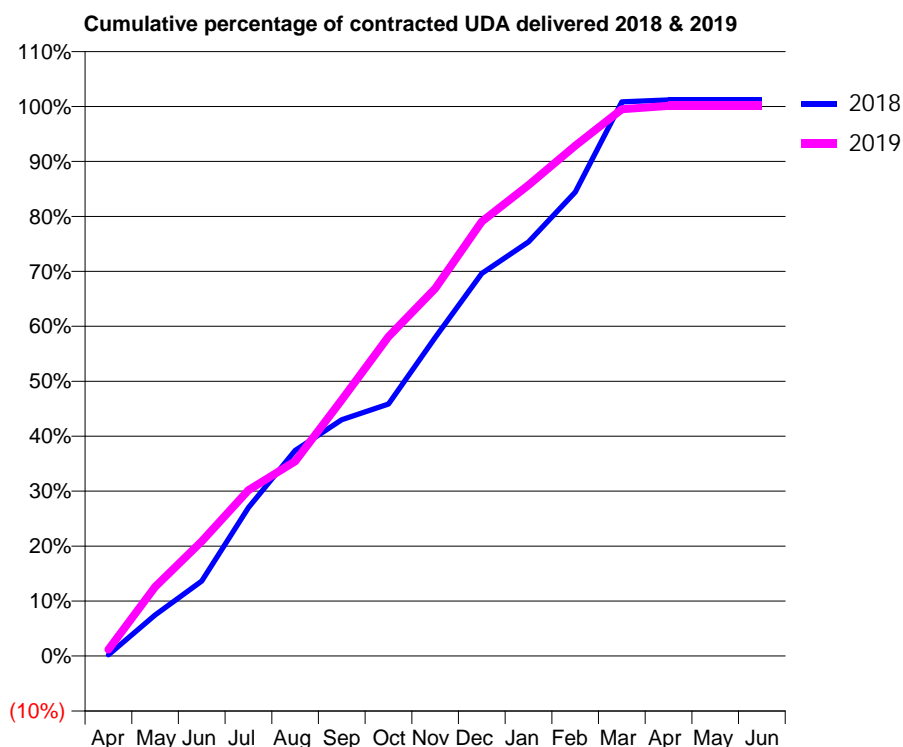
18/19 Contracted general activity (UDA)	3,786
Carry forward general activity (UDA)	-45
18/19 Contracted orthodontic activity (UOA)	0
Carry forward orthodontic activity (UOA)	0
Baseline contract value	£197,136.34

ACCESS*

Patients seen in 24 months	Total	Change since previous quarter
Quarter ending March 2018	1,704	
Quarter ending June 2018	1,652	↓
Quarter ending September 2018	1,661	→
Quarter ending December 2018	1,745	↑
Quarter ending March 2019	1,766	→
Variance since March 2018	3.6%	↑



ACTIVITY



Month	Adjusted Scheduled Activity (UDA)	
	2018	2019
April	9	45
May	283	477
June	517	791
July	1,023	1,143
August	1,416	1,341
September	1,627	1,764
October	1,736	2,200
November	2,194	2,532
December	2,636	2,993
January	2,853	3,245
February	3,196	3,515
March	3,818	3,767
April	3,831	3,791
May	3,831	3,791
June	3,831	3,791

QUALITY

	Quantity	Base Number	Contract	AT	Region	England
% of FP17s for the same patient ID Re-attending within 3 months - Children	9	185	4.9%	10.7%	11.9%	11.8%
% of FP17s for the same patient ID Re-attending within 3 months - Adults	150	1,435	10.5%	16.1%	16.9%	15.7%
% of FP17s for the same patient ID Re-attending between 3 & 9 months - Children	43	185	23.2%	45.1%	48.9%	58.9%
% of FP17s for the same patient ID Re-attending between 3 & 9 months - Adults	289	1,435	20.1%	36.9%	38.9%	50.8%
% of FP17s for Band 1 Urgent Courses	293	1,620	18.1%	10.9%	10.7%	9.1%
% of FP17s Relating to Free Repair or Replacements	0	1,620	0.0%	0.5%	0.5%	0.8%
% of FP17s Relating to Continuations	2	1,620	0.1%	0.7%	0.7%	0.9%
% of Patients satisfied with the dentistry they have received	0	0	N/A	89.9%	89.1%	92.5%
% of Patients satisfied with the time they had to wait for an appointment	0	0	N/A	79.6%	83.1%	87.0%

* This is based on patients treated on this contract for their most recent course of treatment.

Figures in italics indicate the base number of FP17s or Patient Questionnaire responses are less than 100. N/A is shown where the base number of responses is less than 10 during the period. % is calculated as Quantity/Base number*100

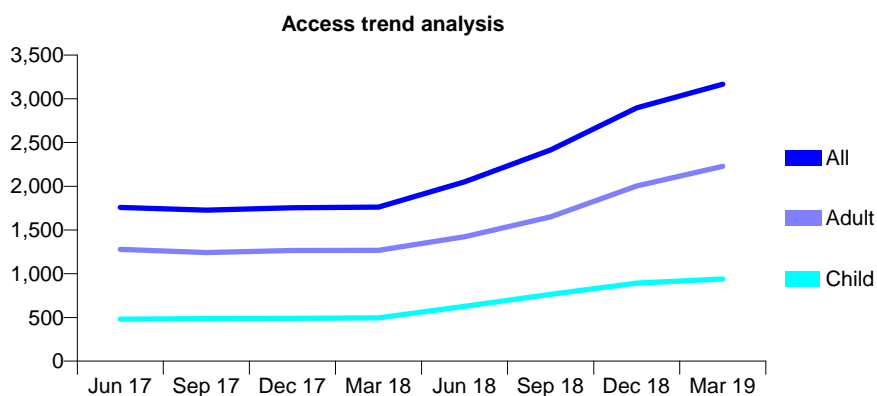
Q61 - Vital Signs At a Glance Contract Report for 842567/0001 - Year end March 2019

Name or company name	MR P PATEL
Contract type name	GDS Contract
Purpose of contract	General
Contract start date	01/04/2006
Contract end date	

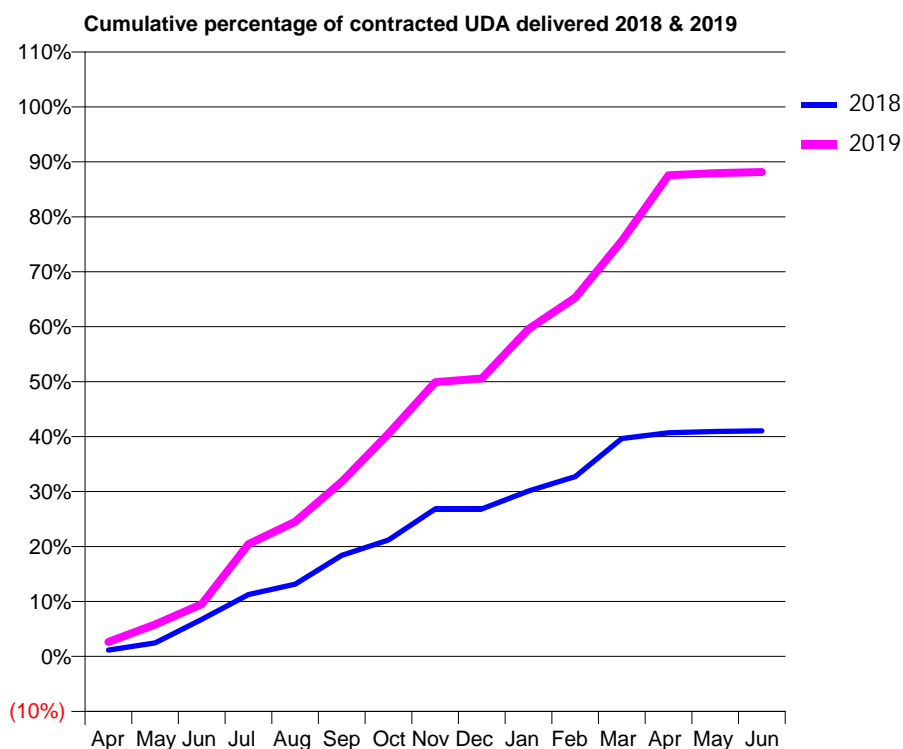
18/19 Contracted general activity (UDA)	10,481
Carry forward general activity (UDA)	-142
18/19 Contracted orthodontic activity (UOA)	0
Carry forward orthodontic activity (UOA)	0
Baseline contract value	£287,463.33

ACCESS*

Patients seen in 24 months	Total	Change since previous quarter
Quarter ending March 2018	1,762	
Quarter ending June 2018	2,050	↑
Quarter ending September 2018	2,415	↑
Quarter ending December 2018	2,896	↑
Quarter ending March 2019	3,167	↑
Variance since March 2018	79.7%	↑



ACTIVITY



Month	2018	2019
April	122	275
May	257	610
June	707	995
July	1,178	2,140
August	1,379	2,568
September	1,926	3,330
October	2,221	4,247
November	2,813	5,230
December	2,813	5,300
January	3,155	6,242
February	3,430	6,844
March	4,156	7,927
April	4,267	9,177
May	4,288	9,216
June	4,301	9,237

QUALITY

	Quantity	Base Number	Contract	AT	Region	England
% of FP17s for the same patient ID Re-attending within 3 months - Children	44	1,214	3.6%	10.7%	11.9%	11.8%
% of FP17s for the same patient ID Re-attending within 3 months - Adults	216	2,501	8.6%	16.1%	16.9%	15.7%
% of FP17s for the same patient ID Re-attending between 3 & 9 months - Children	456	1,214	37.6%	45.1%	48.9%	58.9%
% of FP17s for the same patient ID Re-attending between 3 & 9 months - Adults	760	2,501	30.4%	36.9%	38.9%	50.8%
% of FP17s for Band 1 Urgent Courses	222	4,166	5.3%	10.9%	10.7%	9.1%
% of FP17s Relating to Free Repair or Replacements	16	4,166	0.4%	0.5%	0.5%	0.8%
% of FP17s Relating to Continuations	29	4,166	0.7%	0.7%	0.7%	0.9%
% of Patients satisfied with the dentistry they have received	2	2	N/A	89.9%	89.1%	92.5%
% of Patients satisfied with the time they had to wait for an appointment	2	2	N/A	79.6%	83.1%	87.0%

* This is based on patients treated on this contract for their most recent course of treatment. Figures in italics indicate the base number of FP17s or Patient Questionnaire responses are less than 100. N/A is shown where the base number of responses is less than 10 during the period. % is calculated as Quantity/Base number*100

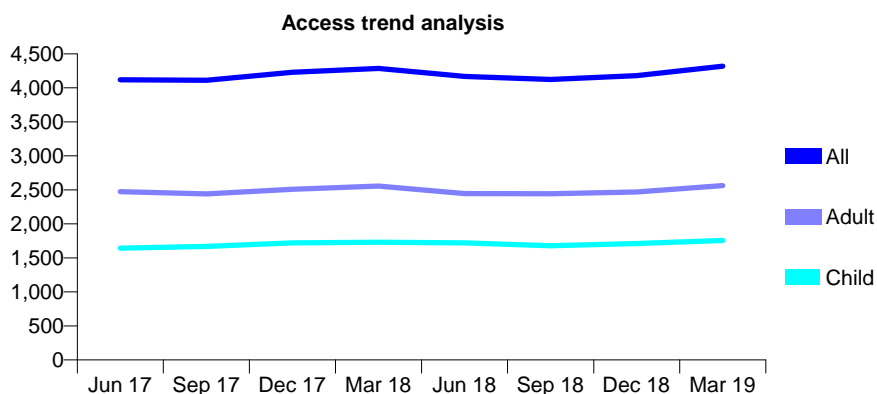
Q61 - Vital Signs At a Glance Contract Report for 842605/0001 - Year end March 2019

Name or company name	MR GS UBHI
Contract type name	GDS Contract
Purpose of contract	General
Contract start date	01/04/2006
Contract end date	

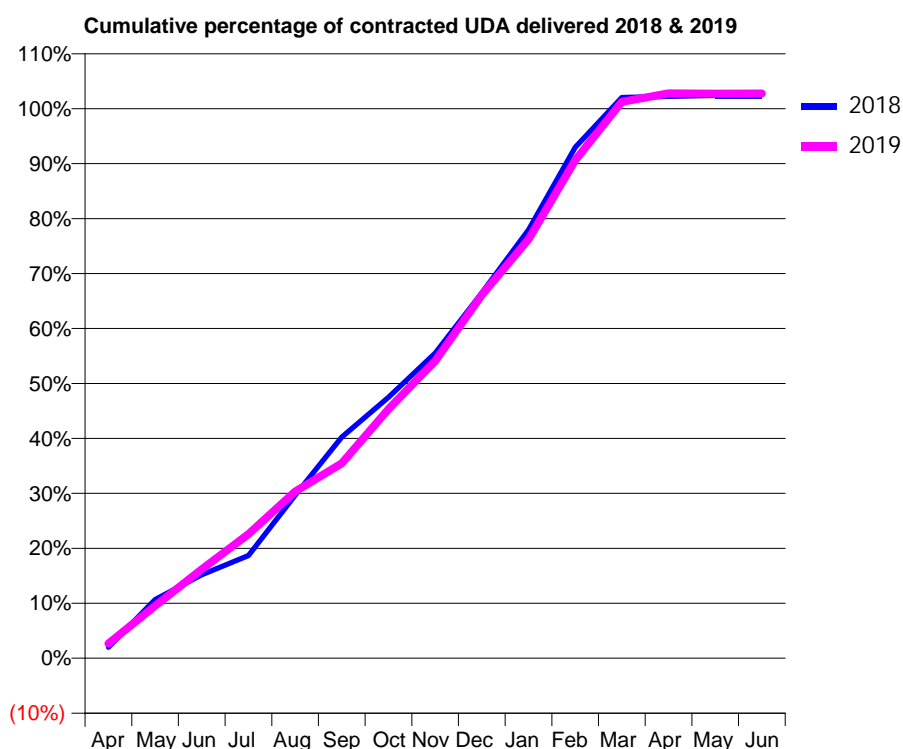
18/19 Contracted general activity (UDA)	12,053
Carry forward general activity (UDA)	-241
18/19 Contracted orthodontic activity (UOA)	0
Carry forward orthodontic activity (UOA)	0
Baseline contract value	£362,129.59

ACCESS*

Patients seen in 24 months	Total	Change since previous quarter
Quarter ending March 2018	4,286	
Quarter ending June 2018	4,167	↓
Quarter ending September 2018	4,123	↓
Quarter ending December 2018	4,180	→
Quarter ending March 2019	4,319	↑
Variance since March 2018	0.8%	→



ACTIVITY



Adjusted Scheduled Activity (UDA)		
Month	2018	2019
April	241	324
May	1,288	1,152
June	1,829	1,948
July	2,250	2,722
August	3,576	3,659
September	4,851	4,274
October	5,723	5,465
November	6,693	6,520
December	8,012	7,965
January	9,397	9,189
February	11,207	10,920
March	12,298	12,203
April	12,321	12,387
May	12,345	12,383
June	12,346	12,385

QUALITY

	Quantity	Base Number	Contract	AT	Region	England
% of FP17s for the same patient ID Re-attending within 3 months - Children	191	1,994	9.6%	10.7%	11.9%	11.8%
% of FP17s for the same patient ID Re-attending within 3 months - Adults	348	2,399	14.5%	16.1%	16.9%	15.7%
% of FP17s for the same patient ID Re-attending between 3 & 9 months - Children	776	1,994	38.9%	45.1%	48.9%	58.9%
% of FP17s for the same patient ID Re-attending between 3 & 9 months - Adults	684	2,399	28.5%	36.9%	38.9%	50.8%
% of FP17s for Band 1 Urgent Courses	319	3,864	8.3%	10.9%	10.7%	9.1%
% of FP17s Relating to Free Repair or Replacements	1	3,864	0.0%	0.5%	0.5%	0.8%
% of FP17s Relating to Continuations	0	3,864	0.0%	0.7%	0.7%	0.9%
% of Patients satisfied with the dentistry they have received	1	1	N/A	89.9%	89.1%	92.5%
% of Patients satisfied with the time they had to wait for an appointment	1	1	N/A	79.6%	83.1%	87.0%

* This is based on patients treated on this contract for their most recent course of treatment.

Figures in italics indicate the base number of FP17s or Patient Questionnaire responses are less than 100. N/A is shown where the base number of responses is less than 10 during the period. % is calculated as Quantity/Base number*100

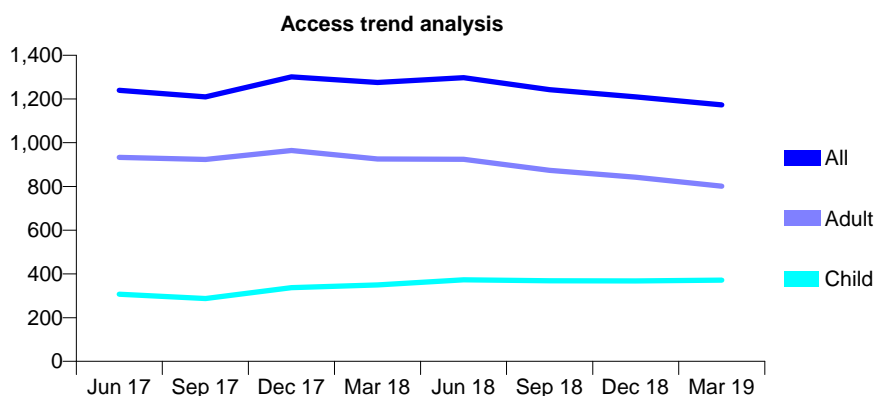
Q61 - Vital Signs At a Glance Contract Report for 843148/0002 - Year end March 2019

Name or company name	MR SR MANAFI
Contract type name	GDS Contract
Purpose of contract	General
Contract start date	01/04/2006
Contract end date	

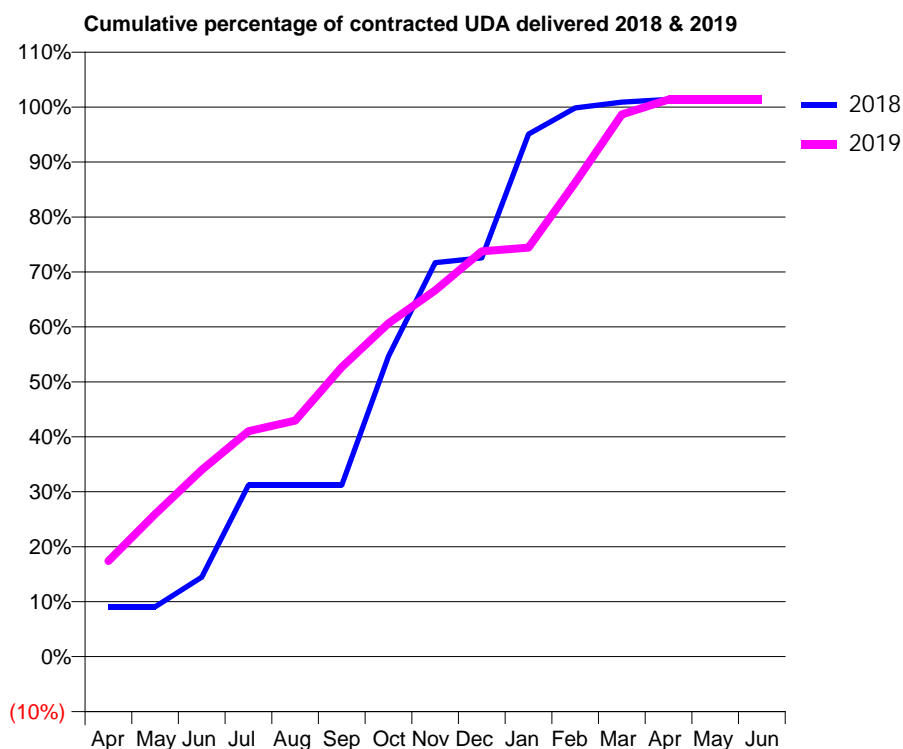
18/19 Contracted general activity (UDA)	4,613
Carry forward general activity (UDA)	-64
18/19 Contracted orthodontic activity (UOA)	0
Carry forward orthodontic activity (UOA)	0
Baseline contract value	£158,837.02

ACCESS*

Patients seen in 24 months	Total	Change since previous quarter
Quarter ending March 2018	1,276	
Quarter ending June 2018	1,297	→
Quarter ending September 2018	1,243	↓
Quarter ending December 2018	1,210	↓
Quarter ending March 2019	1,173	↓
Variance since March 2018	(8.1%)	↓



ACTIVITY



Month	Adjusted Scheduled Activity (UDA)	
	2018	2019
April	418	803
May	418	1,197
June	667	1,567
July	1,440	1,893
August	1,440	1,981
September	1,440	2,430
October	2,521	2,798
November	3,307	3,074
December	3,348	3,403
January	4,385	3,433
February	4,606	3,978
March	4,654	4,552
April	4,677	4,675
May	4,677	4,675
June	4,677	4,675

QUALITY

	Quantity	Base Number	Contract	AT	Region	England
% of FP17s for the same patient ID Re-attending within 3 months - Children	53	500	10.6%	10.7%	11.9%	11.8%
% of FP17s for the same patient ID Re-attending within 3 months - Adults	103	753	13.7%	16.1%	16.9%	15.7%
% of FP17s for the same patient ID Re-attending between 3 & 9 months - Children	247	500	49.4%	45.1%	48.9%	58.9%
% of FP17s for the same patient ID Re-attending between 3 & 9 months - Adults	243	753	32.3%	36.9%	38.9%	50.8%
% of FP17s for Band 1 Urgent Courses	165	1,273	13.0%	10.9%	10.7%	9.1%
% of FP17s Relating to Free Repair or Replacements	0	1,273	0.0%	0.5%	0.5%	0.8%
% of FP17s Relating to Continuations	20	1,273	1.6%	0.7%	0.7%	0.9%
% of Patients satisfied with the dentistry they have received	0	0	N/A	89.9%	89.1%	92.5%
% of Patients satisfied with the time they had to wait for an appointment	0	0	N/A	79.6%	83.1%	87.0%

* This is based on patients treated on this contract for their most recent course of treatment. Figures in italics indicate the base number of FP17s or Patient Questionnaire responses are less than 100. N/A is shown where the base number of responses is less than 10 during the period. % is calculated as Quantity/Base number*100

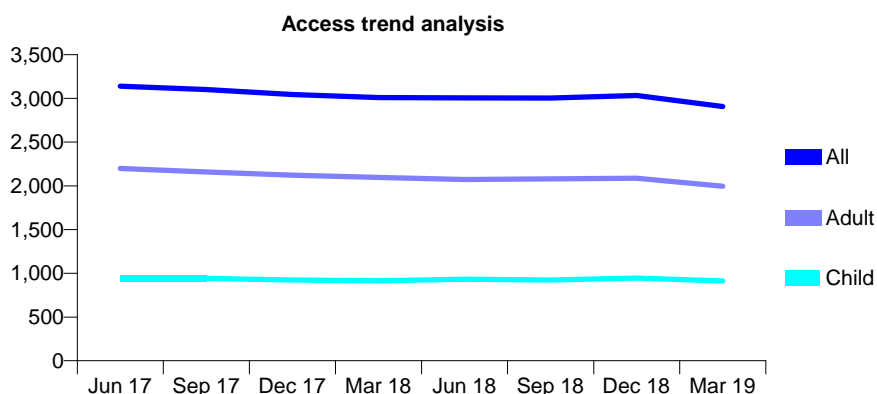
Q61 - Vital Signs At a Glance Contract Report for 843148/0003 - Year end March 2019

Name or company name	MR SR MANAFI
Contract type name	GDS Contract
Purpose of contract	General
Contract start date	01/04/2006
Contract end date	

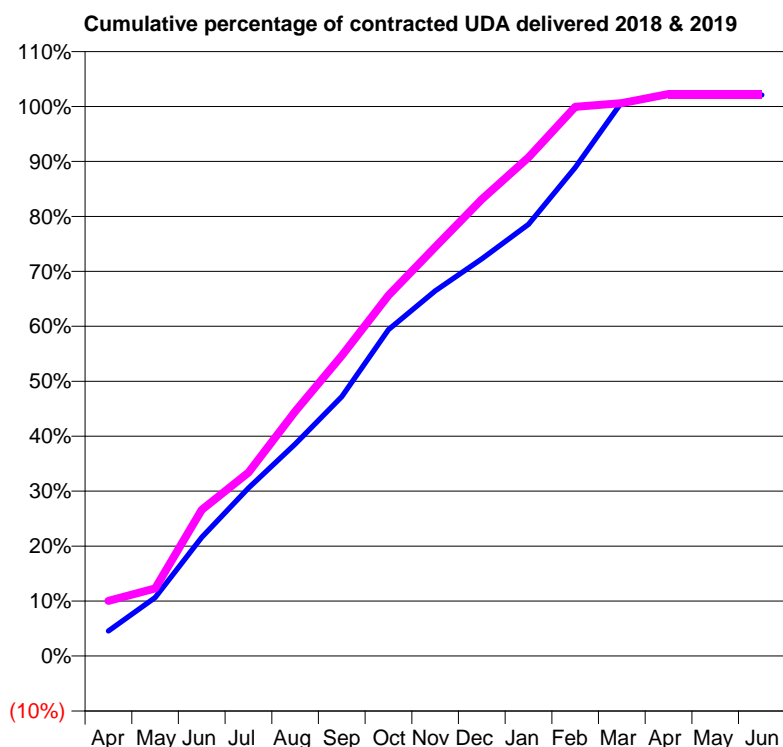
18/19 Contracted general activity (UDA)	9,676
Carry forward general activity (UDA)	-194
18/19 Contracted orthodontic activity (UOA)	0
Carry forward orthodontic activity (UOA)	0
Baseline contract value	£329,564.27

ACCESS*

Patients seen in 24 months	Total	Change since previous quarter
Quarter ending March 2018	3,010	
Quarter ending June 2018	3,007	→
Quarter ending September 2018	3,004	→
Quarter ending December 2018	3,032	→
Quarter ending March 2019	2,907	↓
Variance since March 2018	(3.4%)	↓



ACTIVITY



Month	Adjusted Scheduled Activity (UDA)	
	2018	2019
April	443	970
May	1,030	1,191
June	2,091	2,574
July	2,956	3,230
August	3,733	4,308
September	4,567	5,289
October	5,747	6,351
November	6,430	7,199
December	6,993	8,040
January	7,602	8,778
February	8,601	9,669
March	9,755	9,733
April	9,874	9,894
May	9,874	9,894
June	9,878	9,894

QUALITY

	Quantity	Base Number	Contract	AT	Region	England
% of FP17s for the same patient ID Re-attending within 3 months - Children	88	916	9.6%	10.7%	11.9%	11.8%
% of FP17s for the same patient ID Re-attending within 3 months - Adults	418	1,982	21.1%	16.1%	16.9%	15.7%
% of FP17s for the same patient ID Re-attending between 3 & 9 months - Children	275	916	30.0%	45.1%	48.9%	58.9%
% of FP17s for the same patient ID Re-attending between 3 & 9 months - Adults	486	1,982	24.5%	36.9%	38.9%	50.8%
% of FP17s for Band 1 Urgent Courses	651	2,906	22.4%	10.9%	10.7%	9.1%
% of FP17s Relating to Free Repair or Replacements	2	2,906	0.1%	0.5%	0.5%	0.8%
% of FP17s Relating to Continuations	28	2,906	1.0%	0.7%	0.7%	0.9%
% of Patients satisfied with the dentistry they have received	0	0	N/A	89.9%	89.1%	92.5%
% of Patients satisfied with the time they had to wait for an appointment	0	0	N/A	79.6%	83.1%	87.0%

* This is based on patients treated on this contract for their most recent course of treatment. Figures in italics indicate the base number of FP17s or Patient Questionnaire responses are less than 100. N/A is shown where the base number of responses is less than 10 during the period. % is calculated as Quantity/Base number*100

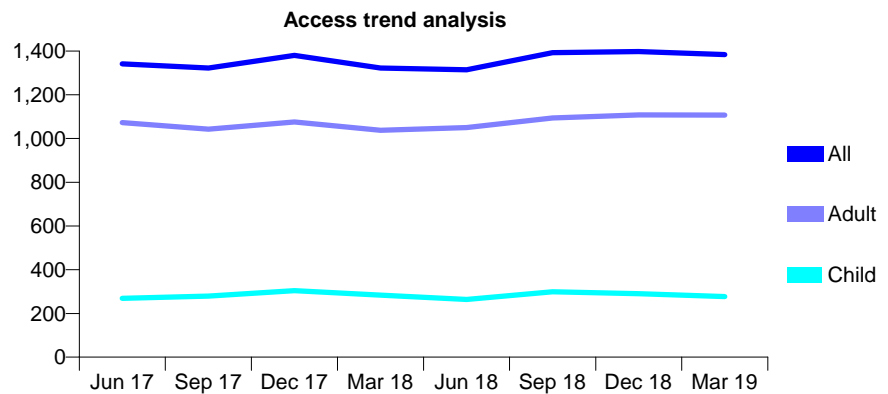
Q61 - Vital Signs At a Glance Contract Report for 843253/0001 - Year end March 2019

Name or company name	MS AL DOBRE
Contract type name	GDS Contract
Purpose of contract	General
Contract start date	01/04/2006
Contract end date	

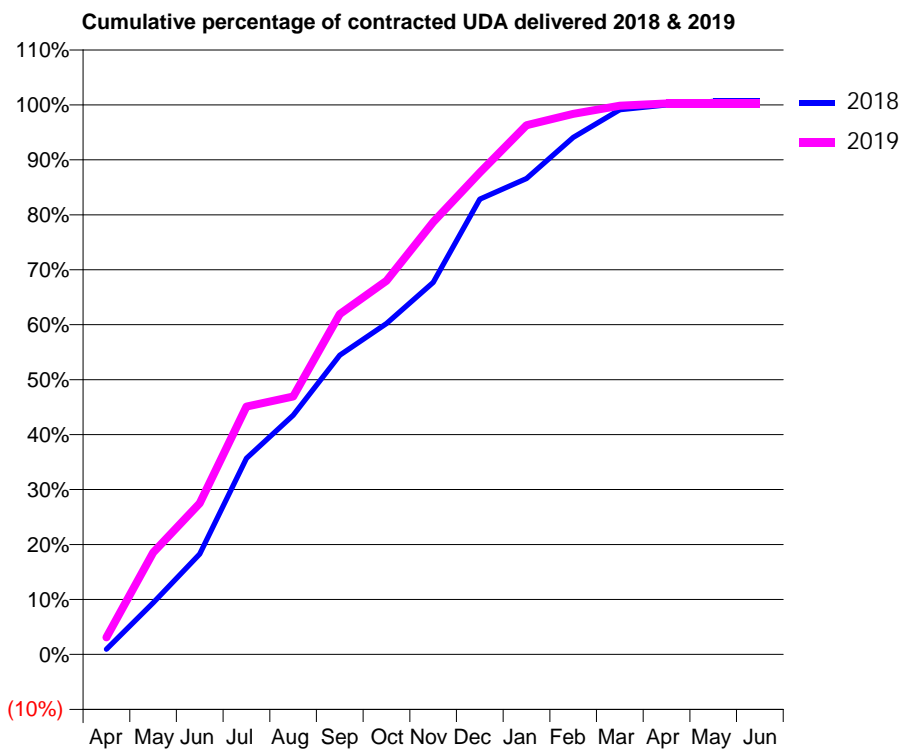
18/19 Contracted general activity (UDA)	3,786
Carry forward general activity (UDA)	-24
18/19 Contracted orthodontic activity (UOA)	0
Carry forward orthodontic activity (UOA)	0
Baseline contract value	£197,550.32

ACCESS*

Patients seen in 24 months	Total	Change since previous quarter
Quarter ending March 2018	1,322	
Quarter ending June 2018	1,314	→
Quarter ending September 2018	1,393	↑
Quarter ending December 2018	1,398	→
Quarter ending March 2019	1,384	↓
Variance since March 2018	4.7%	↑



ACTIVITY



Month	Adjusted Scheduled Activity (UDA)	
	2018	2019
April	36	117
May	356	701
June	692	1,041
July	1,351	1,707
August	1,648	1,777
September	2,061	2,345
October	2,280	2,574
November	2,563	2,979
December	3,136	3,319
January	3,279	3,646
February	3,562	3,724
March	3,753	3,780
April	3,786	3,796
May	3,810	3,796
June	3,810	3,796

QUALITY

	Quantity	Base Number	Contract	AT	Region	England
% of FP17s for the same patient ID Re-attending within 3 months - Children	17	275	6.2%	10.7%	11.9%	11.8%
% of FP17s for the same patient ID Re-attending within 3 months - Adults	109	1,011	10.8%	16.1%	16.9%	15.7%
% of FP17s for the same patient ID Re-attending between 3 & 9 months - Children	67	275	24.4%	45.1%	48.9%	58.9%
% of FP17s for the same patient ID Re-attending between 3 & 9 months - Adults	187	1,011	18.5%	36.9%	38.9%	50.8%
% of FP17s for Band 1 Urgent Courses	186	1,287	14.5%	10.9%	10.7%	9.1%
% of FP17s Relating to Free Repair or Replacements	7	1,287	0.5%	0.5%	0.5%	0.8%
% of FP17s Relating to Continuations	6	1,287	0.5%	0.7%	0.7%	0.9%
% of Patients satisfied with the dentistry they have received	0	0	N/A	89.9%	89.1%	92.5%
% of Patients satisfied with the time they had to wait for an appointment	0	0	N/A	79.6%	83.1%	87.0%

* This is based on patients treated on this contract for their most recent course of treatment. Figures in italics indicate the base number of FP17s or Patient Questionnaire responses are less than 100. N/A is shown where the base number of responses is less than 10 during the period. % is calculated as Quantity/Base number*100

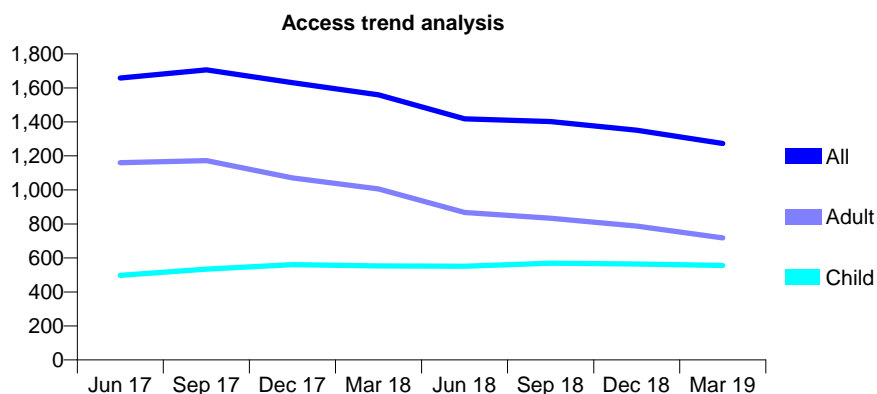
Q61 - Vital Signs At a Glance Contract Report for 845531/0001 - Year end March 2019

Name or company name	MR J SHAH
Contract type name	GDS Contract
Purpose of contract	General
Contract start date	01/09/2015
Contract end date	

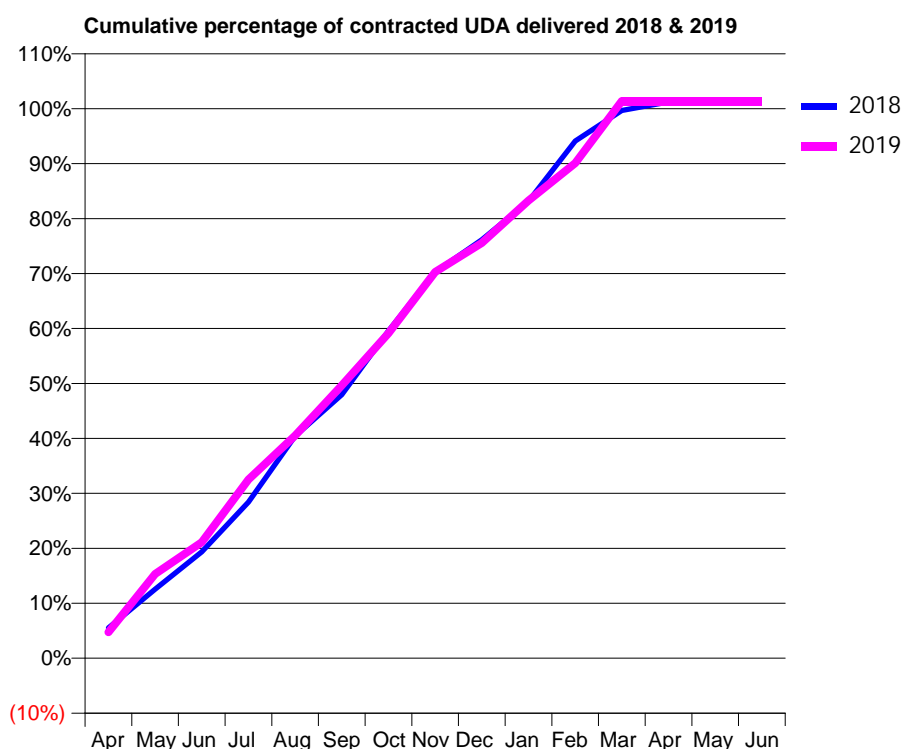
18/19 Contracted general activity (UDA)	7,427
Carry forward general activity (UDA)	-90
18/19 Contracted orthodontic activity (UOA)	0
Carry forward orthodontic activity (UOA)	0
Baseline contract value	£221,369.23

ACCESS*

Patients seen in 24 months	Total	Change since previous quarter
Quarter ending March 2018	1,559	
Quarter ending June 2018	1,418	↓
Quarter ending September 2018	1,402	↓
Quarter ending December 2018	1,351	↓
Quarter ending March 2019	1,273	↓
Variance since March 2018	(18.3%)	↓



ACTIVITY



Month	Adjusted Scheduled Activity (UDA)	
	2018	2019
April	410	352
May	935	1,139
June	1,437	1,567
July	2,110	2,417
August	3,003	3,009
September	3,560	3,687
October	4,424	4,391
November	5,220	5,221
December	5,655	5,611
January	6,175	6,185
February	6,989	6,690
March	7,402	7,529
April	7,517	7,529
May	7,517	7,529
June	7,517	7,529

QUALITY

	Quantity	Base Number	Contract	AT	Region	England
% of FP17s for the same patient ID Re-attending within 3 months - Children	124	740	16.8%	10.7%	11.9%	11.8%
% of FP17s for the same patient ID Re-attending within 3 months - Adults	365	960	38.0%	16.1%	16.9%	15.7%
% of FP17s for the same patient ID Re-attending between 3 & 9 months - Children	278	740	37.6%	45.1%	48.9%	58.9%
% of FP17s for the same patient ID Re-attending between 3 & 9 months - Adults	237	960	24.7%	36.9%	38.9%	50.8%
% of FP17s for Band 1 Urgent Courses	304	1,658	18.3%	10.9%	10.7%	9.1%
% of FP17s Relating to Free Repair or Replacements	0	1,658	0.0%	0.5%	0.5%	0.8%
% of FP17s Relating to Continuations	17	1,658	1.0%	0.7%	0.7%	0.9%
% of Patients satisfied with the dentistry they have received	1	1	N/A	89.9%	89.1%	92.5%
% of Patients satisfied with the time they had to wait for an appointment	1	1	N/A	79.6%	83.1%	87.0%

* This is based on patients treated on this contract for their most recent course of treatment. Figures in italics indicate the base number of FP17s or Patient Questionnaire responses are less than 100. N/A is shown where the base number of responses is less than 10 during the period. % is calculated as Quantity/Base number*100

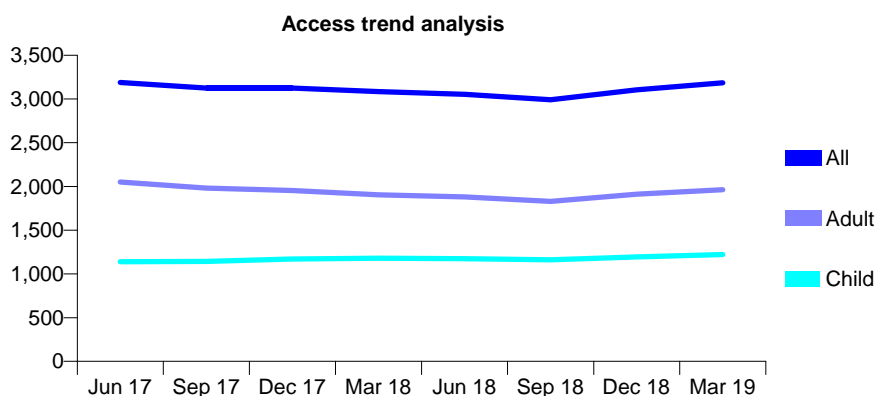
Q61 - Vital Signs At a Glance Contract Report for 847283/0001 - Year end March 2019

Name or company name	MR SK MALIK
Contract type name	GDS Contract
Purpose of contract	General
Contract start date	01/04/2006
Contract end date	

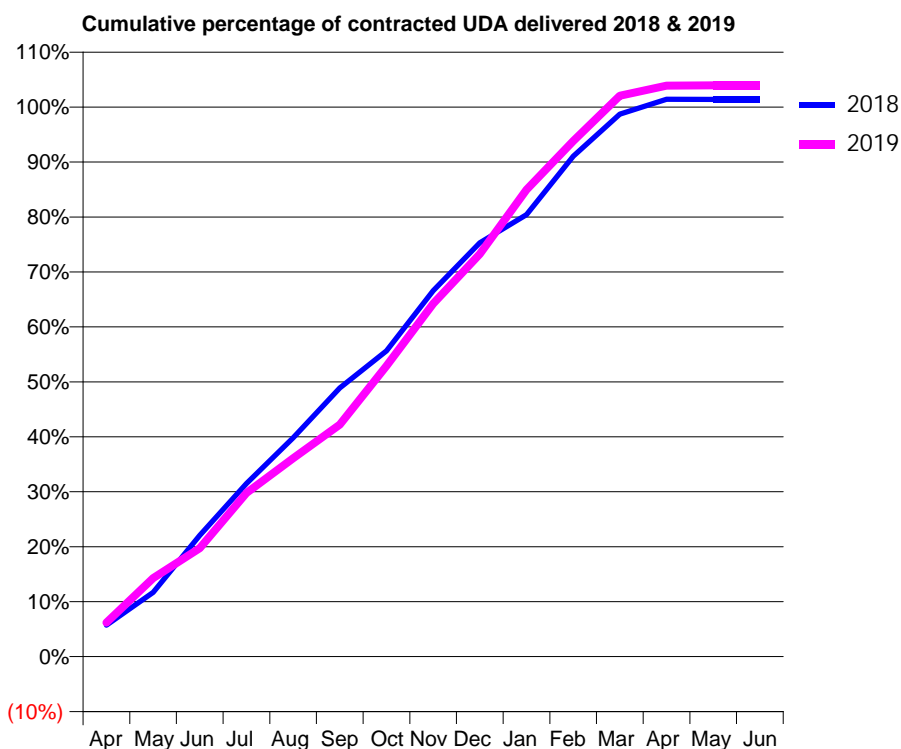
18/19 Contracted general activity (UDA)	5,694
Carry forward general activity (UDA)	-79
18/19 Contracted orthodontic activity (UOA)	0
Carry forward orthodontic activity (UOA)	0
Baseline contract value	£151,779.87

ACCESS*

Patients seen in 24 months	Total	Change since previous quarter
Quarter ending March 2018	3,084	
Quarter ending June 2018	3,054	→
Quarter ending September 2018	2,992	↓
Quarter ending December 2018	3,104	↑
Quarter ending March 2019	3,185	↑
Variance since March 2018	3.3%	↑



ACTIVITY



Month	Adjusted Scheduled Activity (UDA)	
	2018	2019
April	327	353
May	667	813
June	1,257	1,125
July	1,794	1,697
August	2,269	2,056
September	2,784	2,404
October	3,168	3,012
November	3,793	3,657
December	4,287	4,171
January	4,579	4,838
February	5,183	5,341
March	5,621	5,811
April	5,775	5,916
May	5,774	5,919
June	5,773	5,919

QUALITY

	Quantity	Base Number	Contract	AT	Region	England
% of FP17s for the same patient ID Re-attending within 3 months - Children	126	1,505	8.4%	10.7%	11.9%	11.8%
% of FP17s for the same patient ID Re-attending within 3 months - Adults	257	2,035	12.6%	16.1%	16.9%	15.7%
% of FP17s for the same patient ID Re-attending between 3 & 9 months - Children	628	1,505	41.7%	45.1%	48.9%	58.9%
% of FP17s for the same patient ID Re-attending between 3 & 9 months - Adults	693	2,035	34.1%	36.9%	38.9%	50.8%
% of FP17s for Band 1 Urgent Courses	263	2,693	9.8%	10.9%	10.7%	9.1%
% of FP17s Relating to Free Repair or Replacements	1	2,693	0.0%	0.5%	0.5%	0.8%
% of FP17s Relating to Continuations	27	2,693	1.0%	0.7%	0.7%	0.9%
% of Patients satisfied with the dentistry they have received	0	0	N/A	89.9%	89.1%	92.5%
% of Patients satisfied with the time they had to wait for an appointment	0	0	N/A	79.6%	83.1%	87.0%

* This is based on patients treated on this contract for their most recent course of treatment. Figures in italics indicate the base number of FP17s or Patient Questionnaire responses are less than 100. N/A is shown where the base number of responses is less than 10 during the period. % is calculated as Quantity/Base number*100

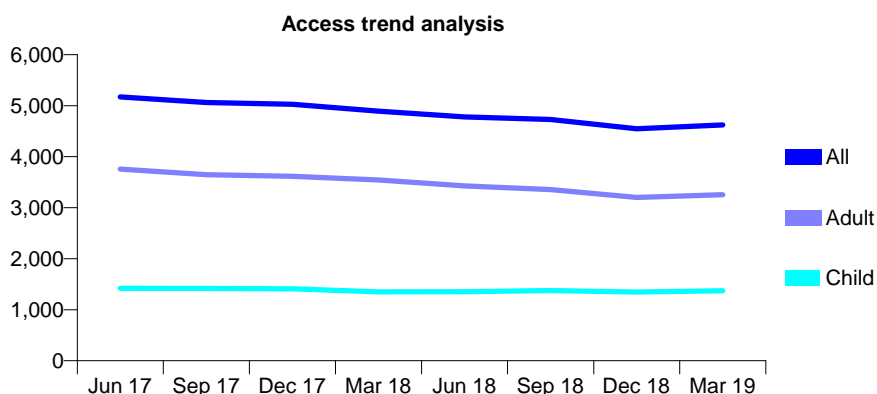
Q61 - Vital Signs At a Glance Contract Report for 853933/0001 - Year end March 2019

Name or company name	MR M HASHEMI KHATOUN ABADI
Contract type name	GDS Contract
Purpose of contract	General
Contract start date	01/04/2006
Contract end date	

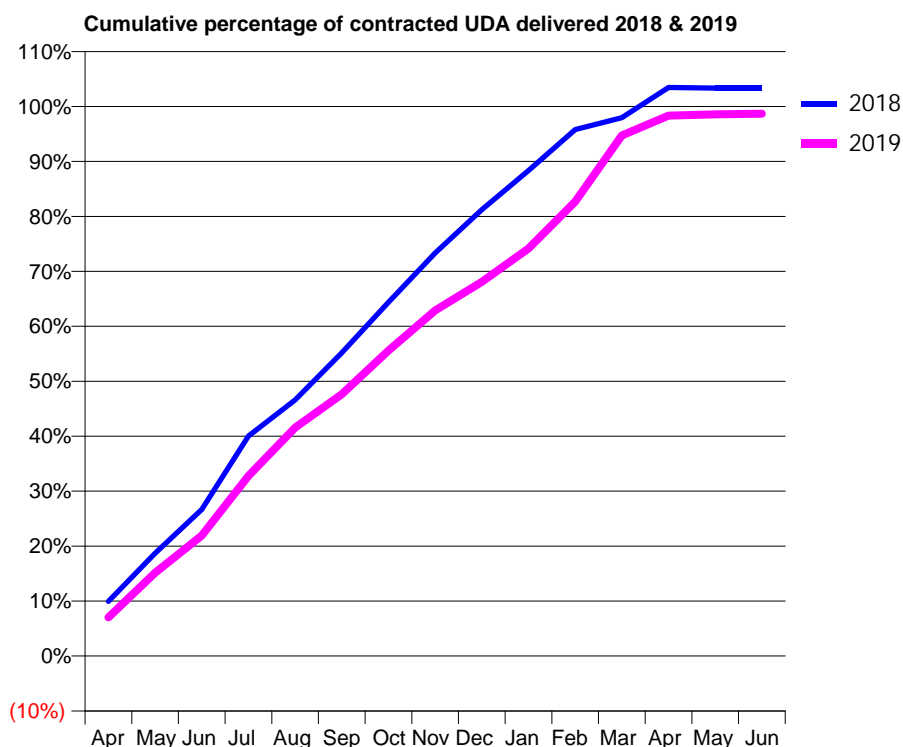
18/19 Contracted general activity (UDA)	12,854
Carry forward general activity (UDA)	-257
18/19 Contracted orthodontic activity (UOA)	0
Carry forward orthodontic activity (UOA)	0
Baseline contract value	£367,039.30

ACCESS*

Patients seen in 24 months	Total	Change since previous quarter
Quarter ending March 2018	4,894	
Quarter ending June 2018	4,781	↓
Quarter ending September 2018	4,731	↓
Quarter ending December 2018	4,549	↓
Quarter ending March 2019	4,624	→
Variance since March 2018	(5.5%)	↓



ACTIVITY



Month	Adjusted Scheduled Activity (UDA)	
	2018	2019
April	1,277	906
May	2,407	1,949
June	3,426	2,818
July	5,145	4,214
August	5,992	5,344
September	7,092	6,121
October	8,273	7,146
November	9,428	8,084
December	10,438	8,751
January	11,354	9,531
February	12,313	10,630
March	12,590	12,175
April	13,299	12,637
May	13,283	12,668
June	13,284	12,684

QUALITY

	Quantity	Base Number	Contract	AT	Region	England
% of FP17s for the same patient ID Re-attending within 3 months - Children	103	1,893	5.4%	10.7%	11.9%	11.8%
% of FP17s for the same patient ID Re-attending within 3 months - Adults	553	4,320	12.8%	16.1%	16.9%	15.7%
% of FP17s for the same patient ID Re-attending between 3 & 9 months - Children	966	1,893	51.0%	45.1%	48.9%	58.9%
% of FP17s for the same patient ID Re-attending between 3 & 9 months - Adults	2,194	4,320	50.8%	36.9%	38.9%	50.8%
% of FP17s for Band 1 Urgent Courses	424	6,028	7.0%	10.9%	10.7%	9.1%
% of FP17s Relating to Free Repair or Replacements	158	6,028	2.6%	0.5%	0.5%	0.8%
% of FP17s Relating to Continuations	34	6,028	0.6%	0.7%	0.7%	0.9%
% of Patients satisfied with the dentistry they have received	1	1	N/A	89.9%	89.1%	92.5%
% of Patients satisfied with the time they had to wait for an appointment	1	1	N/A	79.6%	83.1%	87.0%

* This is based on patients treated on this contract for their most recent course of treatment. Figures in italics indicate the base number of FP17s or Patient Questionnaire responses are less than 100. N/A is shown where the base number of responses is less than 10 during the period. % is calculated as Quantity/Base number*100

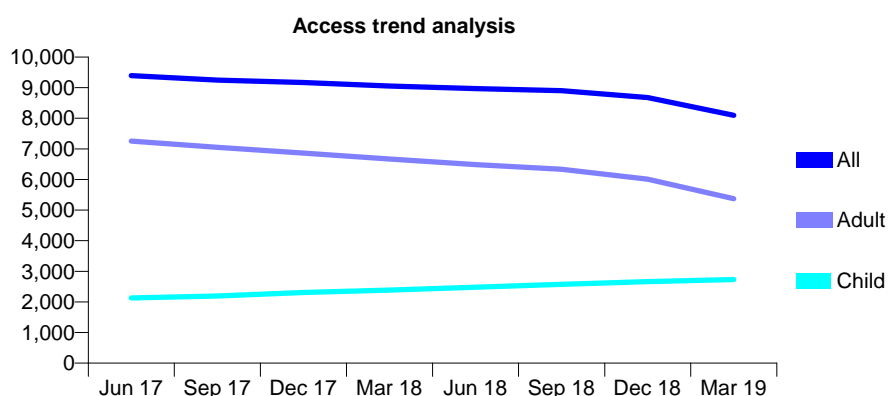
Q61 - Vital Signs At a Glance Contract Report for 855510/0001 - Year end March 2019

Name or company name	MR MR MANBAJOOD
Contract type name	GDS Contract
Purpose of contract	General
Contract start date	01/04/2006
Contract end date	

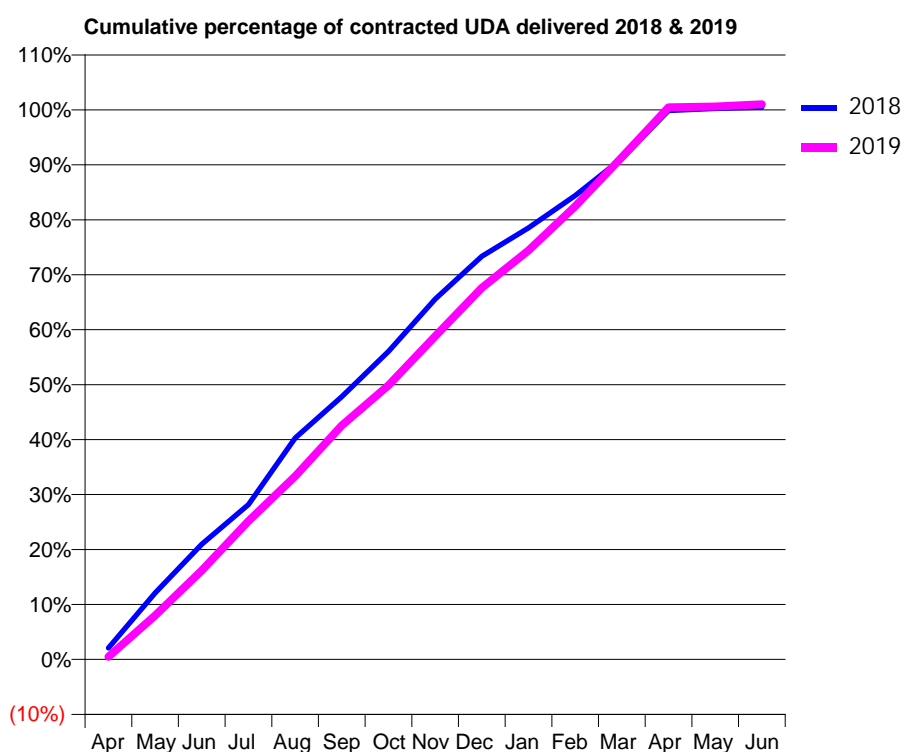
18/19 Contracted general activity (UDA)	23,411
Carry forward general activity (UDA)	-109
18/19 Contracted orthodontic activity (UOA)	0
Carry forward orthodontic activity (UOA)	0
Baseline contract value	£777,095.04

ACCESS*

Patients seen in 24 months	Total	Change since previous quarter
Quarter ending March 2018	9,051	
Quarter ending June 2018	8,968	→
Quarter ending September 2018	8,904	→
Quarter ending December 2018	8,678	↓
Quarter ending March 2019	8,100	↓
Variance since March 2018	(10.5%)	↓



ACTIVITY



Month	Adjusted Scheduled Activity (UDA)	
	2018	2019
April	487	109
May	2,833	1,871
June	4,908	3,787
July	6,600	5,895
August	9,436	7,801
September	11,189	9,962
October	13,120	11,679
November	15,355	13,768
December	17,169	15,827
January	18,390	17,420
February	19,759	19,307
March	21,334	21,395
April	23,383	23,519
May	23,469	23,553
June	23,520	23,647

QUALITY

	Quantity	Base Number	Contract	AT	Region	England
% of FP17s for the same patient ID Re-attending within 3 months - Children	236	2,871	8.2%	10.7%	11.9%	11.8%
% of FP17s for the same patient ID Re-attending within 3 months - Adults	833	4,670	17.8%	16.1%	16.9%	15.7%
% of FP17s for the same patient ID Re-attending between 3 & 9 months - Children	777	2,871	27.1%	45.1%	48.9%	58.9%
% of FP17s for the same patient ID Re-attending between 3 & 9 months - Adults	901	4,670	19.3%	36.9%	38.9%	50.8%
% of FP17s for Band 1 Urgent Courses	1,278	7,388	17.3%	10.9%	10.7%	9.1%
% of FP17s Relating to Free Repair or Replacements	1	7,388	0.0%	0.5%	0.5%	0.8%
% of FP17s Relating to Continuations	30	7,388	0.4%	0.7%	0.7%	0.9%
% of Patients satisfied with the dentistry they have received	2	2	N/A	89.9%	89.1%	92.5%
% of Patients satisfied with the time they had to wait for an appointment	2	2	N/A	79.6%	83.1%	87.0%

* This is based on patients treated on this contract for their most recent course of treatment. Figures in italics indicate the base number of FP17s or Patient Questionnaire responses are less than 100. N/A is shown where the base number of responses is less than 10 during the period. % is calculated as Quantity/Base number*100

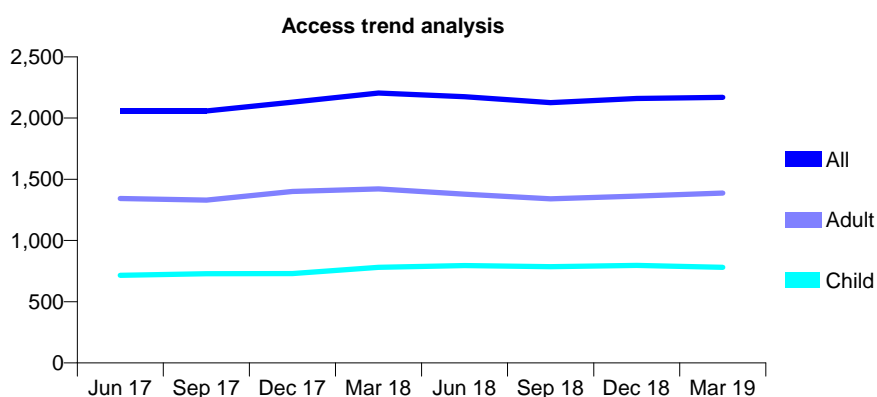
Q61 - Vital Signs At a Glance Contract Report for 857319/0001 - Year end March 2019

Name or company name	MR A SHAMOSSON
Contract type name	GDS Contract
Purpose of contract	General
Contract start date	01/12/2008
Contract end date	

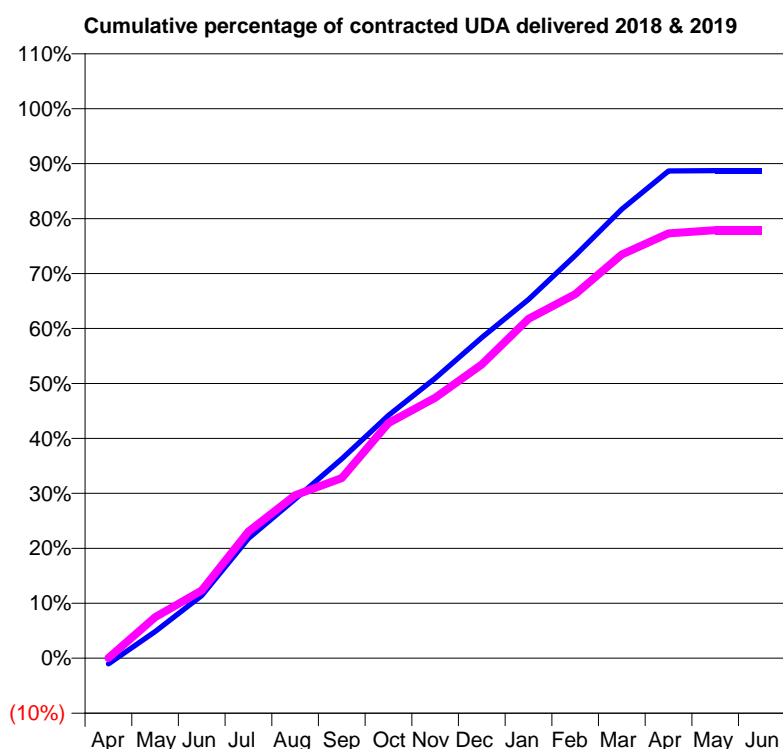
18/19 Contracted general activity (UDA)	6,675
Carry forward general activity (UDA)	0
18/19 Contracted orthodontic activity (UOA)	0
Carry forward orthodontic activity (UOA)	0
Baseline contract value	£190,239.91

ACCESS*

Patients seen in 24 months	Total	Change since previous quarter
Quarter ending March 2018	2,204	
Quarter ending June 2018	2,175	↓
Quarter ending September 2018	2,126	↓
Quarter ending December 2018	2,160	→
Quarter ending March 2019	2,169	→
Variance since March 2018	(1.6%)	↓



ACTIVITY



Month	2018	2019
April	-71	4
May	325	500
June	761	823
July	1,455	1,538
August	1,934	1,980
September	2,421	2,187
October	2,950	2,856
November	3,402	3,165
December	3,895	3,568
January	4,357	4,122
February	4,893	4,422
March	5,453	4,904
April	5,918	5,159
May	5,921	5,199
June	5,921	5,199

QUALITY

	Quantity	Base Number	Contract	AT	Region	England
% of FP17s for the same patient ID Re-attending within 3 months - Children	23	699	3.3%	10.7%	11.9%	11.8%
% of FP17s for the same patient ID Re-attending within 3 months - Adults	135	1,382	9.8%	16.1%	16.9%	15.7%
% of FP17s for the same patient ID Re-attending between 3 & 9 months - Children	251	699	35.9%	45.1%	48.9%	58.9%
% of FP17s for the same patient ID Re-attending between 3 & 9 months - Adults	495	1,382	35.8%	36.9%	38.9%	50.8%
% of FP17s for Band 1 Urgent Courses	33	2,054	1.6%	10.9%	10.7%	9.1%
% of FP17s Relating to Free Repair or Replacements	0	2,054	0.0%	0.5%	0.5%	0.8%
% of FP17s Relating to Continuations	0	2,054	0.0%	0.7%	0.7%	0.9%
% of Patients satisfied with the dentistry they have received	1	1	N/A	89.9%	89.1%	92.5%
% of Patients satisfied with the time they had to wait for an appointment	0	1	N/A	79.6%	83.1%	87.0%

* This is based on patients treated on this contract for their most recent course of treatment.

Figures in italics indicate the base number of FP17s or Patient Questionnaire responses are less than 100. N/A is shown where the base number of responses is less than 10 during the period. % is calculated as Quantity/Base number*100

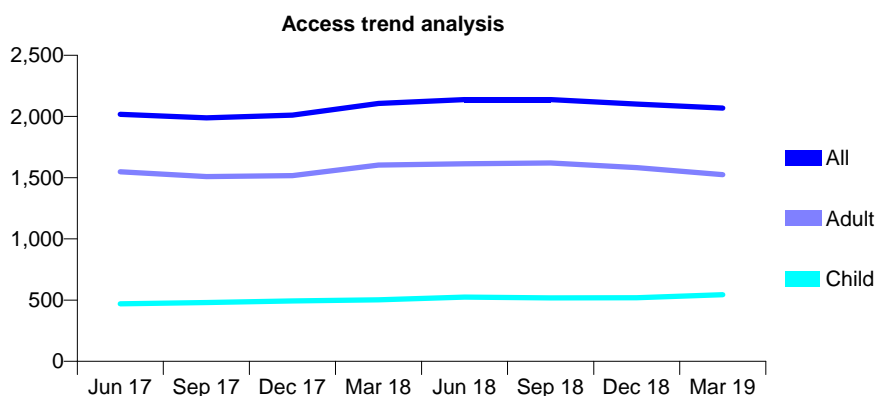
Q61 - Vital Signs At a Glance Contract Report for 859605/0001 - Year end March 2019

Name or company name	MRS S MEHTA
Contract type name	GDS Contract
Purpose of contract	General
Contract start date	28/01/2008
Contract end date	

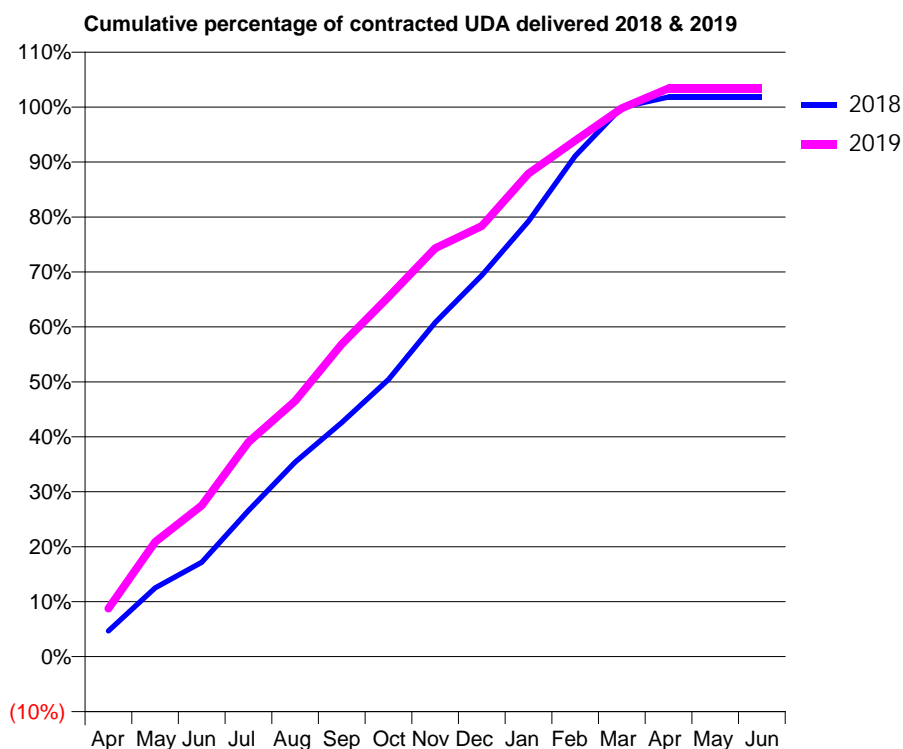
18/19 Contracted general activity (UDA)	3,854
Carry forward general activity (UDA)	-70
18/19 Contracted orthodontic activity (UOA)	0
Carry forward orthodontic activity (UOA)	0
Baseline contract value	£107,510.15

ACCESS*

Patients seen in 24 months	Total	Change since previous quarter
Quarter ending March 2018	2,106	
Quarter ending June 2018	2,138	→
Quarter ending September 2018	2,138	→
Quarter ending December 2018	2,101	↓
Quarter ending March 2019	2,069	↓
Variance since March 2018	(1.8%)	↓



ACTIVITY



Month	Adjusted Scheduled Activity (UDA)	
	2018	2019
April	180	337
May	482	805
June	662	1,060
July	1,024	1,504
August	1,364	1,793
September	1,642	2,191
October	1,943	2,522
November	2,343	2,863
December	2,675	3,020
January	3,053	3,388
February	3,512	3,619
March	3,853	3,845
April	3,923	3,985
May	3,924	3,985
June	3,924	3,985

QUALITY

	Quantity	Base Number	Contract	AT	Region	England
% of FP17s for the same patient ID Re-attending within 3 months - Children	66	705	9.4%	10.7%	11.9%	11.8%
% of FP17s for the same patient ID Re-attending within 3 months - Adults	121	1,216	10.0%	16.1%	16.9%	15.7%
% of FP17s for the same patient ID Re-attending between 3 & 9 months - Children	344	705	48.8%	45.1%	48.9%	58.9%
% of FP17s for the same patient ID Re-attending between 3 & 9 months - Adults	376	1,216	30.9%	36.9%	38.9%	50.8%
% of FP17s for Band 1 Urgent Courses	270	1,958	13.8%	10.9%	10.7%	9.1%
% of FP17s Relating to Free Repair or Replacements	1	1,958	0.1%	0.5%	0.5%	0.8%
% of FP17s Relating to Continuations	20	1,958	1.0%	0.7%	0.7%	0.9%
% of Patients satisfied with the dentistry they have received	1	1	N/A	89.9%	89.1%	92.5%
% of Patients satisfied with the time they had to wait for an appointment	1	1	N/A	79.6%	83.1%	87.0%

* This is based on patients treated on this contract for their most recent course of treatment. Figures in italics indicate the base number of FP17s or Patient Questionnaire responses are less than 100. N/A is shown where the base number of responses is less than 10 during the period. % is calculated as Quantity/Base number*100

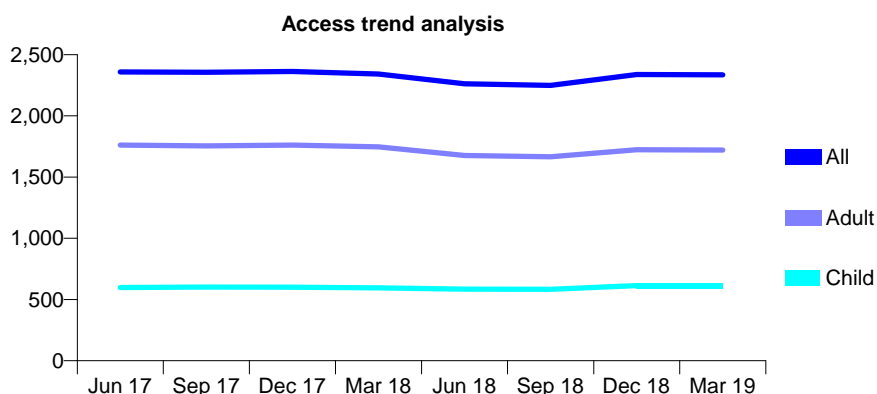
Q61 - Vital Signs At a Glance Contract Report for 869546/0002 - Year end March 2019

Name or company name	MR A ULLAH
Contract type name	GDS Contract
Purpose of contract	General
Contract start date	01/11/2011
Contract end date	

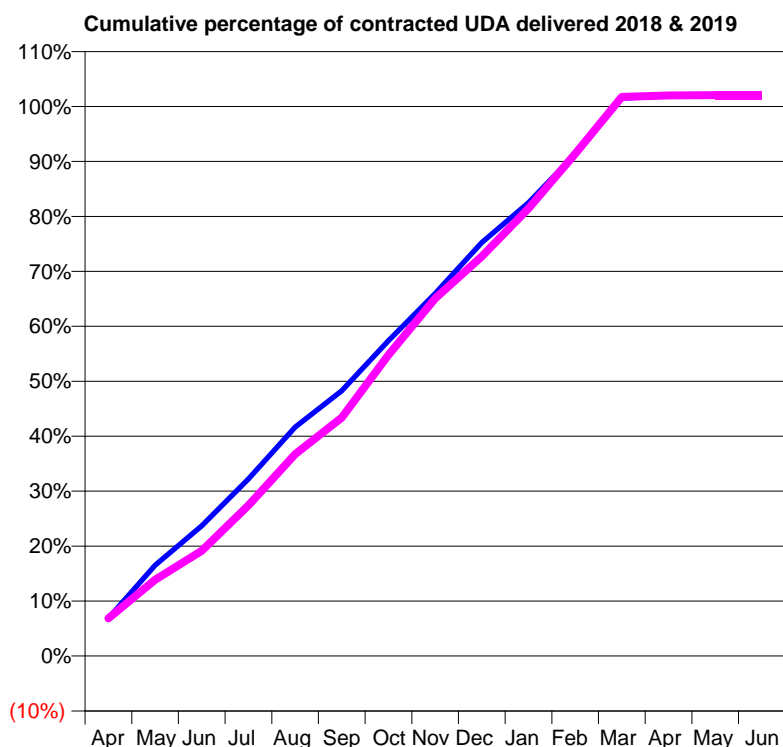
18/19 Contracted general activity (UDA)	6,060
Carry forward general activity (UDA)	-121
18/19 Contracted orthodontic activity (UOA)	0
Carry forward orthodontic activity (UOA)	0
Baseline contract value	£194,088.66

ACCESS*

Patients seen in 24 months	Total	Change since previous quarter
Quarter ending March 2018	2,342	
Quarter ending June 2018	2,262	↓
Quarter ending September 2018	2,249	→
Quarter ending December 2018	2,338	↑
Quarter ending March 2019	2,335	→
Variance since March 2018	(0.3%)	→



ACTIVITY



Month	Adjusted Scheduled Activity (UDA)	
	2018	2019
April	418	416
May	1,002	842
June	1,437	1,162
July	1,952	1,661
August	2,525	2,227
September	2,926	2,629
October	3,477	3,321
November	3,998	3,943
December	4,560	4,406
January	4,999	4,936
February	5,536	5,539
March	6,149	6,166
April	6,182	6,182
May	6,182	6,185
June	6,182	6,185

QUALITY

	Quantity	Base Number	Contract	AT	Region	England
% of FP17s for the same patient ID Re-attending within 3 months - Children	65	745	8.7%	10.7%	11.9%	11.8%
% of FP17s for the same patient ID Re-attending within 3 months - Adults	203	1,692	12.0%	16.1%	16.9%	15.7%
% of FP17s for the same patient ID Re-attending between 3 & 9 months - Children	251	745	33.7%	45.1%	48.9%	58.9%
% of FP17s for the same patient ID Re-attending between 3 & 9 months - Adults	493	1,692	29.1%	36.9%	38.9%	50.8%
% of FP17s for Band 1 Urgent Courses	346	2,433	14.2%	10.9%	10.7%	9.1%
% of FP17s Relating to Free Repair or Replacements	53	2,433	2.2%	0.5%	0.5%	0.8%
% of FP17s Relating to Continuations	9	2,433	0.4%	0.7%	0.7%	0.9%
% of Patients satisfied with the dentistry they have received	0	0	N/A	89.9%	89.1%	92.5%
% of Patients satisfied with the time they had to wait for an appointment	0	0	N/A	79.6%	83.1%	87.0%

* This is based on patients treated on this contract for their most recent course of treatment. Figures in italics indicate the base number of FP17s or Patient Questionnaire responses are less than 100. N/A is shown where the base number of responses is less than 10 during the period. % is calculated as Quantity/Base number*100

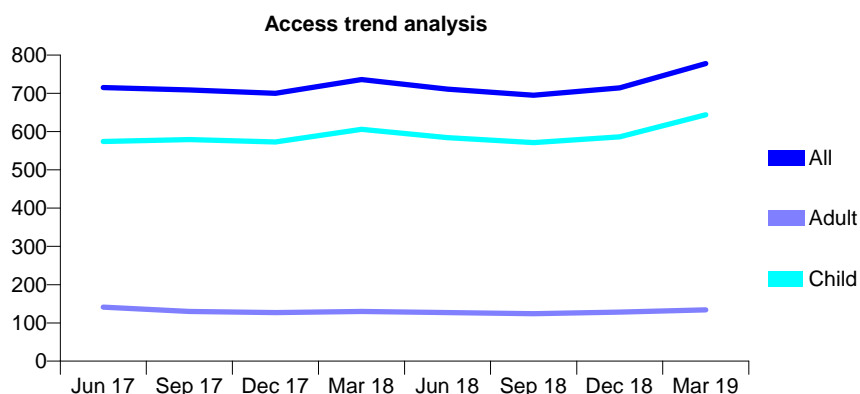
Q61 - Vital Signs At a Glance Contract Report for 881937/0001 - Year end March 2019

Name or company name	MR A ADAMS
Contract type name	GDS Contract
Purpose of contract	General
Contract start date	01/04/2006
Contract end date	

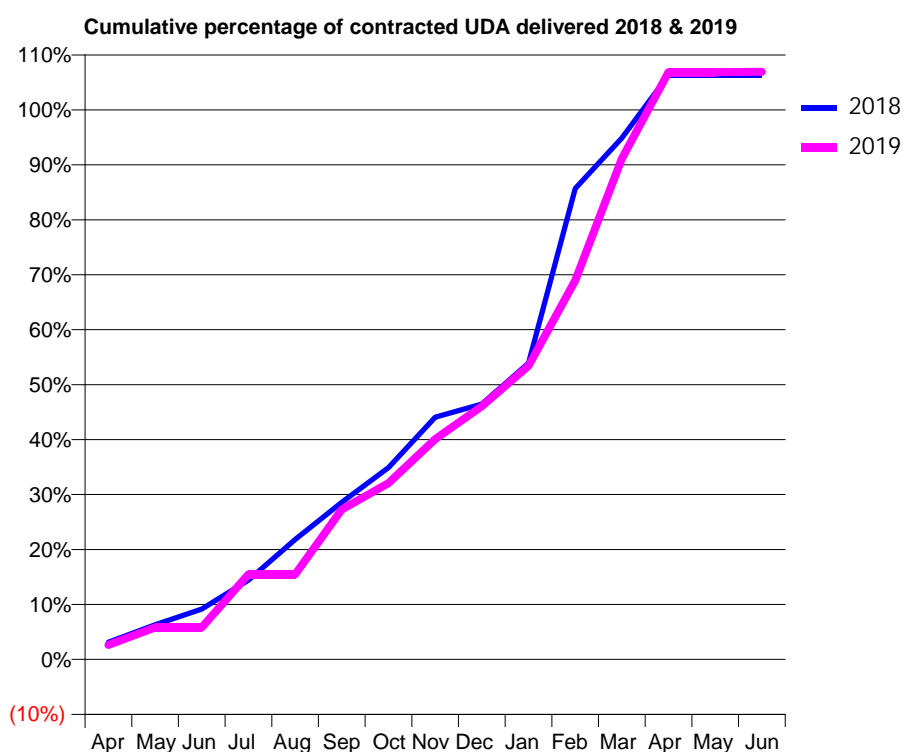
18/19 Contracted general activity (UDA)	1,400
Carry forward general activity (UDA)	-28
18/19 Contracted orthodontic activity (UOA)	0
Carry forward orthodontic activity (UOA)	0
Baseline contract value	£33,060.65

ACCESS*

Patients seen in 24 months	Total	Change since previous quarter
Quarter ending March 2018	736	
Quarter ending June 2018	711	↓
Quarter ending September 2018	695	↓
Quarter ending December 2018	714	↑
Quarter ending March 2019	778	↑
Variance since March 2018	5.7%	↑



ACTIVITY



Month	2018	2019
April	44	37
May	88	81
June	128	81
July	202	217
August	306	217
September	400	382
October	489	449
November	617	561
December	650	645
January	755	748
February	1,200	965
March	1,328	1,276
April	1,488	1,496
May	1,488	1,496
June	1,488	1,497

QUALITY

	Quantity	Base Number	Contract	AT	Region	England
% of FP17s for the same patient ID Re-attending within 3 months - Children	73	990	7.4%	10.7%	11.9%	11.8%
% of FP17s for the same patient ID Re-attending within 3 months - Adults	14	102	13.7%	16.1%	16.9%	15.7%
% of FP17s for the same patient ID Re-attending between 3 & 9 months - Children	628	990	63.4%	45.1%	48.9%	58.9%
% of FP17s for the same patient ID Re-attending between 3 & 9 months - Adults	50	102	49.0%	36.9%	38.9%	50.8%
% of FP17s for Band 1 Urgent Courses	41	1,142	3.6%	10.9%	10.7%	9.1%
% of FP17s Relating to Free Repair or Replacements	0	1,142	0.0%	0.5%	0.5%	0.8%
% of FP17s Relating to Continuations	0	1,142	0.0%	0.7%	0.7%	0.9%
% of Patients satisfied with the dentistry they have received	0	0	N/A	89.9%	89.1%	92.5%
% of Patients satisfied with the time they had to wait for an appointment	0	0	N/A	79.6%	83.1%	87.0%

* This is based on patients treated on this contract for their most recent course of treatment. Figures in italics indicate the base number of FP17s or Patient Questionnaire responses are less than 100. N/A is shown where the base number of responses is less than 10 during the period. % is calculated as Quantity/Base number*100

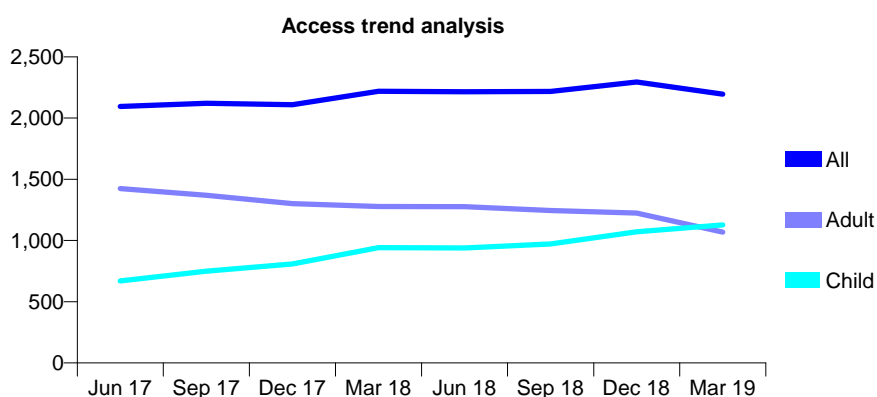
Q61 - Vital Signs At a Glance Contract Report for 894206/0001 - Year end March 2019

Name or company name	MRS SC ROY
Contract type name	GDS Contract
Purpose of contract	General
Contract start date	01/07/2013
Contract end date	

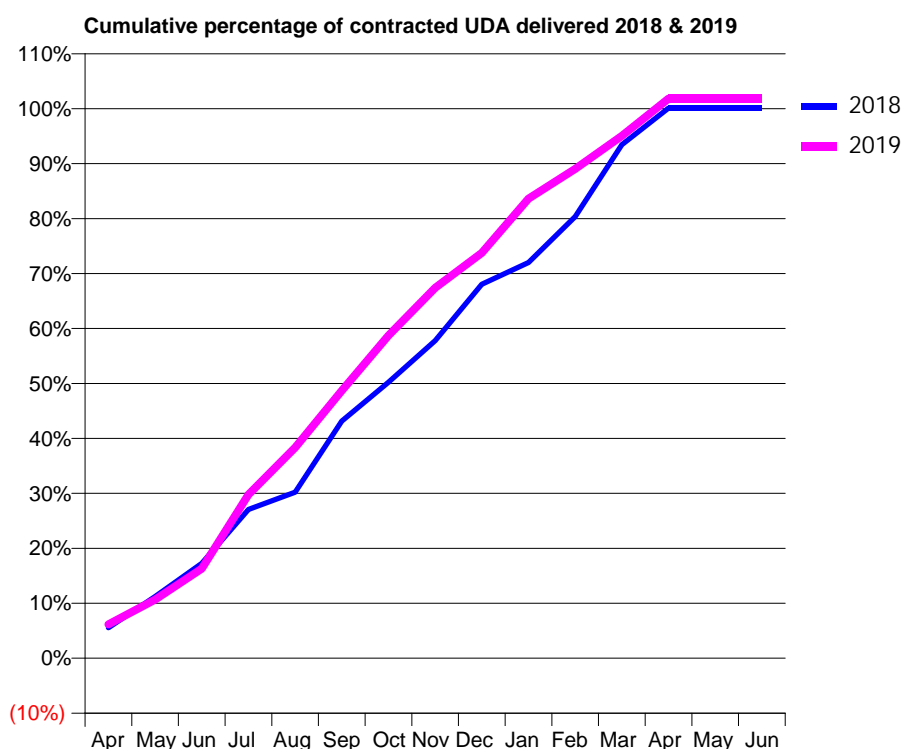
18/19 Contracted general activity (UDA)	4,858
Carry forward general activity (UDA)	-5
18/19 Contracted orthodontic activity (UOA)	0
Carry forward orthodontic activity (UOA)	0
Baseline contract value	£172,780.83

ACCESS*

Patients seen in 24 months	Total	Change since previous quarter
Quarter ending March 2018	2,220	
Quarter ending June 2018	2,215	→
Quarter ending September 2018	2,217	→
Quarter ending December 2018	2,295	↑
Quarter ending March 2019	2,196	↓
Variance since March 2018	(1.1%)	↓



ACTIVITY



Adjusted Scheduled Activity (UDA)		
Month	2018	2019
April	270	298
May	545	519
June	838	792
July	1,316	1,447
August	1,469	1,862
September	2,095	2,364
October	2,440	2,853
November	2,808	3,274
December	3,306	3,583
January	3,499	4,063
February	3,904	4,326
March	4,540	4,617
April	4,863	4,947
May	4,863	4,947
June	4,863	4,947

QUALITY

	Quantity	Base Number	Contract	AT	Region	England
% of FP17s for the same patient ID Re-attending within 3 months - Children	74	1,092	6.8%	10.7%	11.9%	11.8%
% of FP17s for the same patient ID Re-attending within 3 months - Adults	198	1,091	18.1%	16.1%	16.9%	15.7%
% of FP17s for the same patient ID Re-attending between 3 & 9 months - Children	299	1,092	27.4%	45.1%	48.9%	58.9%
% of FP17s for the same patient ID Re-attending between 3 & 9 months - Adults	309	1,091	28.3%	36.9%	38.9%	50.8%
% of FP17s for Band 1 Urgent Courses	316	2,214	14.3%	10.9%	10.7%	9.1%
% of FP17s Relating to Free Repair or Replacements	0	2,214	0.0%	0.5%	0.5%	0.8%
% of FP17s Relating to Continuations	0	2,214	0.0%	0.7%	0.7%	0.9%
% of Patients satisfied with the dentistry they have received	0	0	N/A	89.9%	89.1%	92.5%
% of Patients satisfied with the time they had to wait for an appointment	0	0	N/A	79.6%	83.1%	87.0%

* This is based on patients treated on this contract for their most recent course of treatment.

Figures in italics indicate the base number of FP17s or Patient Questionnaire responses are less than 100. N/A is shown where the base number of responses is less than 10 during the period. % is calculated as Quantity/Base number*100

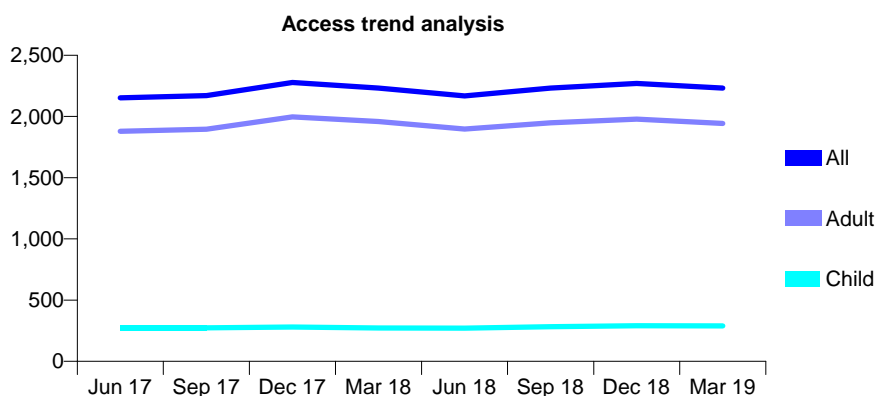
Q61 - Vital Signs At a Glance Contract Report for 904562/0001 - Year end March 2019

Name or company name	R Patel and Partners
Contract type name	GDS Contract
Purpose of contract	General
Contract start date	01/04/2006
Contract end date	

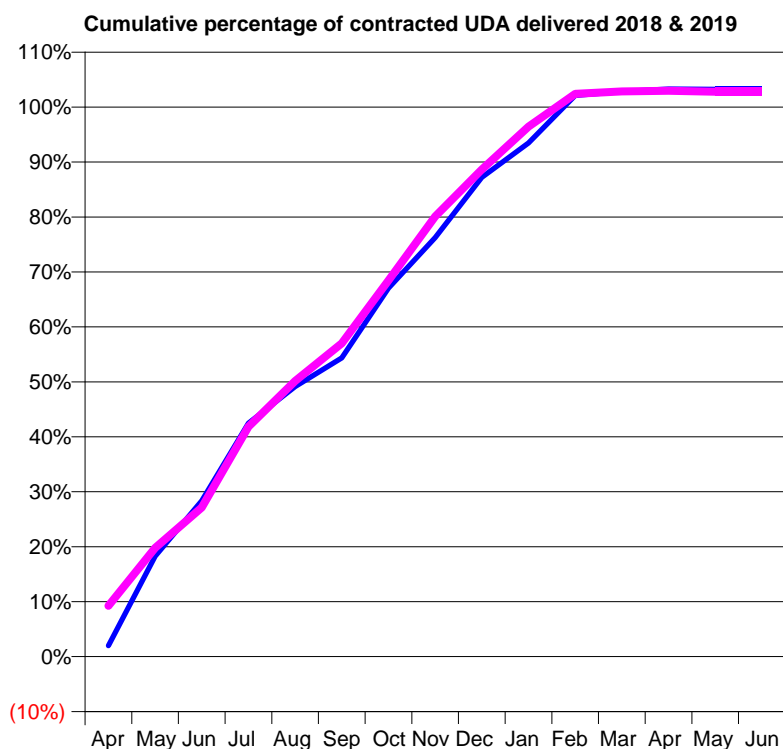
18/19 Contracted general activity (UDA)	7,614
Carry forward general activity (UDA)	-152
18/19 Contracted orthodontic activity (UOA)	0
Carry forward orthodontic activity (UOA)	0
Baseline contract value	£363,229.28

ACCESS*

Patients seen in 24 months	Total	Change since previous quarter
Quarter ending March 2018	2,232	
Quarter ending June 2018	2,168	↓
Quarter ending September 2018	2,231	↑
Quarter ending December 2018	2,270	→
Quarter ending March 2019	2,232	↓
Variance since March 2018	0.0%	→



ACTIVITY



Month	Adjusted Scheduled Activity (UDA)	
	2018	2019
April	152	705
May	1,392	1,508
June	2,158	2,064
July	3,235	3,184
August	3,742	3,819
September	4,141	4,341
October	5,105	5,211
November	5,807	6,099
December	6,639	6,749
January	7,117	7,342
February	7,774	7,799
March	7,828	7,832
April	7,863	7,838
May	7,860	7,826
June	7,859	7,826

QUALITY

	Quantity	Base Number	Contract	AT	Region	England
% of FP17s for the same patient ID Re-attending within 3 months - Children	7	307	2.3%	10.7%	11.9%	11.8%
% of FP17s for the same patient ID Re-attending within 3 months - Adults	342	2,432	14.1%	16.1%	16.9%	15.7%
% of FP17s for the same patient ID Re-attending between 3 & 9 months - Children	118	307	38.4%	45.1%	48.9%	58.9%
% of FP17s for the same patient ID Re-attending between 3 & 9 months - Adults	1,134	2,432	46.6%	36.9%	38.9%	50.8%
% of FP17s for Band 1 Urgent Courses	199	2,712	7.3%	10.9%	10.7%	9.1%
% of FP17s Relating to Free Repair or Replacements	0	2,712	0.0%	0.5%	0.5%	0.8%
% of FP17s Relating to Continuations	0	2,712	0.0%	0.7%	0.7%	0.9%
% of Patients satisfied with the dentistry they have received	2	2	N/A	89.9%	89.1%	92.5%
% of Patients satisfied with the time they had to wait for an appointment	2	2	N/A	79.6%	83.1%	87.0%

* This is based on patients treated on this contract for their most recent course of treatment. Figures in italics indicate the base number of FP17s or Patient Questionnaire responses are less than 100. N/A is shown where the base number of responses is less than 10 during the period. % is calculated as Quantity/Base number*100

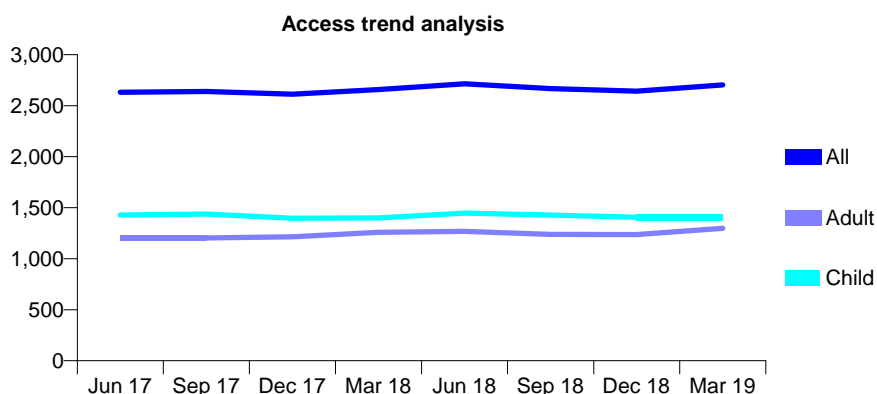
Q61 - Vital Signs At a Glance Contract Report for 905348/0003 - Year end March 2019

Name or company name	MR HJ KANDLER
Contract type name	GDS Contract
Purpose of contract	General
Contract start date	01/04/2006
Contract end date	

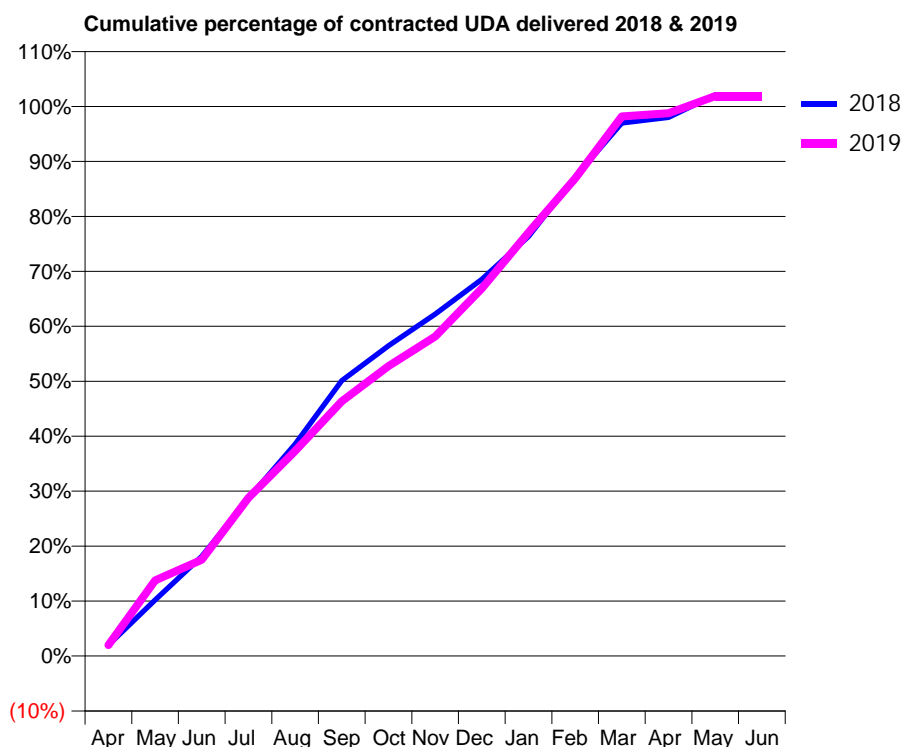
18/19 Contracted general activity (UDA)	5,023
Carry forward general activity (UDA)	-100
18/19 Contracted orthodontic activity (UOA)	0
Carry forward orthodontic activity (UOA)	0
Baseline contract value	£122,548.66

ACCESS*

Patients seen in 24 months	Total	Change since previous quarter
Quarter ending March 2018	2,658	
Quarter ending June 2018	2,714	↑
Quarter ending September 2018	2,667	↓
Quarter ending December 2018	2,643	→
Quarter ending March 2019	2,704	↑
Variance since March 2018	1.7%	→



ACTIVITY



Month	Adjusted Scheduled Activity (UDA)	
	2018	2019
April	100	100
May	513	692
June	911	879
July	1,442	1,446
August	1,938	1,875
September	2,517	2,328
October	2,836	2,650
November	3,126	2,920
December	3,443	3,359
January	3,834	3,872
February	4,379	4,365
March	4,871	4,932
April	4,923	4,961
May	5,129	5,117
June	5,129	5,117

QUALITY

	Quantity	Base Number	Contract	AT	Region	England
% of FP17s for the same patient ID Re-attending within 3 months - Children	125	1,802	6.9%	10.7%	11.9%	11.8%
% of FP17s for the same patient ID Re-attending within 3 months - Adults	200	1,265	15.8%	16.1%	16.9%	15.7%
% of FP17s for the same patient ID Re-attending between 3 & 9 months - Children	799	1,802	44.3%	45.1%	48.9%	58.9%
% of FP17s for the same patient ID Re-attending between 3 & 9 months - Adults	390	1,265	30.8%	36.9%	38.9%	50.8%
% of FP17s for Band 1 Urgent Courses	428	2,988	14.3%	10.9%	10.7%	9.1%
% of FP17s Relating to Free Repair or Replacements	11	2,988	0.4%	0.5%	0.5%	0.8%
% of FP17s Relating to Continuations	6	2,988	0.2%	0.7%	0.7%	0.9%
% of Patients satisfied with the dentistry they have received	0	0	N/A	89.9%	89.1%	92.5%
% of Patients satisfied with the time they had to wait for an appointment	0	0	N/A	79.6%	83.1%	87.0%

* This is based on patients treated on this contract for their most recent course of treatment. Figures in italics indicate the base number of FP17s or Patient Questionnaire responses are less than 100. N/A is shown where the base number of responses is less than 10 during the period. % is calculated as Quantity/Base number*100

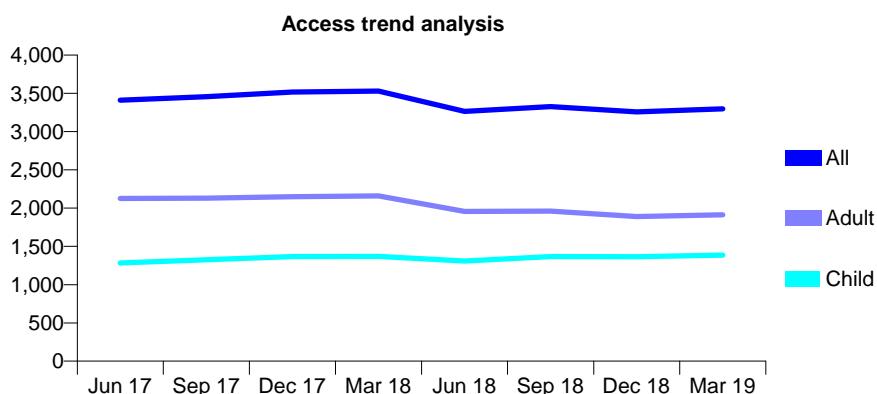
Q61 - Vital Signs At a Glance Contract Report for 906107/0001 - Year end March 2019

Name or company name	MR HF KAPADIA
Contract type name	GDS Contract
Purpose of contract	General
Contract start date	01/04/2006
Contract end date	

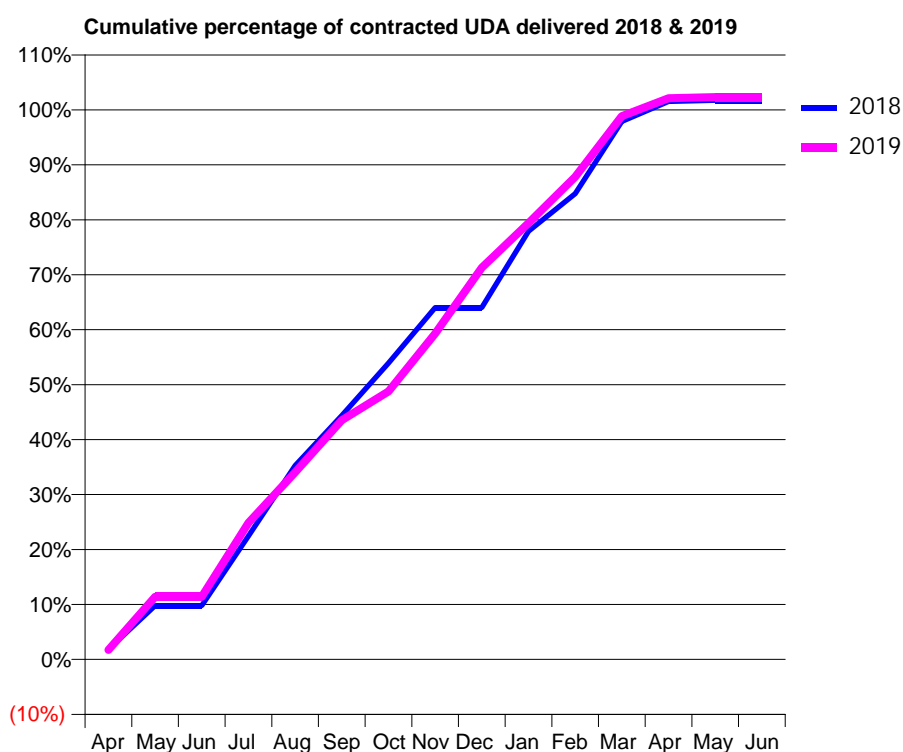
18/19 Contracted general activity (UDA)	8,012
Carry forward general activity (UDA)	-139
18/19 Contracted orthodontic activity (UOA)	0
Carry forward orthodontic activity (UOA)	0
Baseline contract value	£249,244.14

ACCESS*

Patients seen in 24 months	Total	Change since previous quarter
Quarter ending March 2018	3,529	
Quarter ending June 2018	3,264	↓
Quarter ending September 2018	3,327	→
Quarter ending December 2018	3,256	↓
Quarter ending March 2019	3,297	→
Variance since March 2018	(6.6%)	↓



ACTIVITY



Month	Adjusted Scheduled Activity (UDA)	
	2018	2019
April	147	139
May	787	914
June	787	914
July	1,800	1,992
August	2,826	2,729
September	3,556	3,488
October	4,322	3,906
November	5,130	4,750
December	5,130	5,711
January	6,242	6,361
February	6,791	7,036
March	7,842	7,920
April	8,133	8,181
May	8,151	8,197
June	8,151	8,197

QUALITY

	Quantity	Base Number	Contract	AT	Region	England
% of FP17s for the same patient ID Re-attending within 3 months - Children	75	1,627	4.6%	10.7%	11.9%	11.8%
% of FP17s for the same patient ID Re-attending within 3 months - Adults	221	1,865	11.8%	16.1%	16.9%	15.7%
% of FP17s for the same patient ID Re-attending between 3 & 9 months - Children	814	1,627	50.0%	45.1%	48.9%	58.9%
% of FP17s for the same patient ID Re-attending between 3 & 9 months - Adults	773	1,865	41.4%	36.9%	38.9%	50.8%
% of FP17s for Band 1 Urgent Courses	552	3,488	15.8%	10.9%	10.7%	9.1%
% of FP17s Relating to Free Repair or Replacements	0	3,488	0.0%	0.5%	0.5%	0.8%
% of FP17s Relating to Continuations	1	3,488	0.0%	0.7%	0.7%	0.9%
% of Patients satisfied with the dentistry they have received	0	0	N/A	89.9%	89.1%	92.5%
% of Patients satisfied with the time they had to wait for an appointment	0	0	N/A	79.6%	83.1%	87.0%

* This is based on patients treated on this contract for their most recent course of treatment. Figures in italics indicate the base number of FP17s or Patient Questionnaire responses are less than 100. N/A is shown where the base number of responses is less than 10 during the period. % is calculated as Quantity/Base number*100

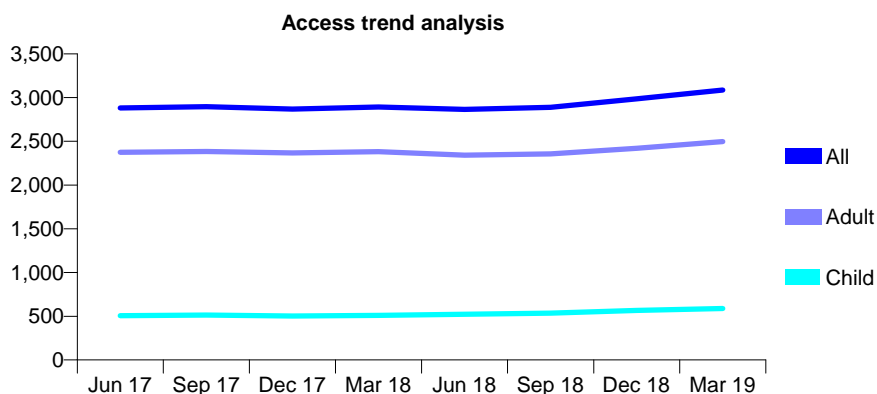
Q61 - Vital Signs At a Glance Contract Report for 906190/0001 - Year end March 2019

Name or company name	MR BM ROSENBLIOM
Contract type name	GDS Contract
Purpose of contract	General
Contract start date	01/04/2006
Contract end date	

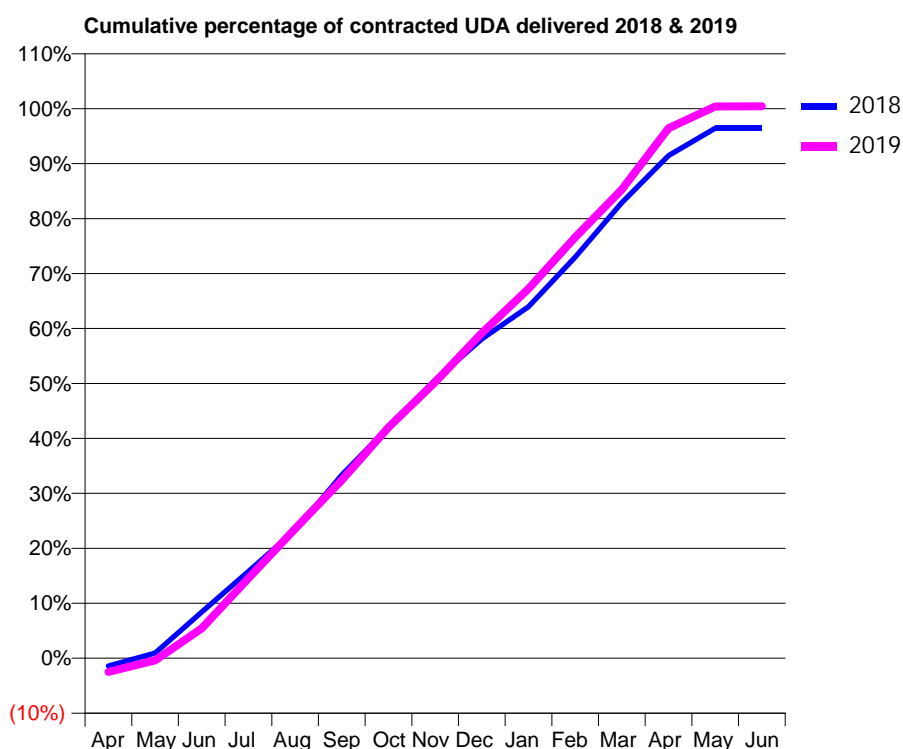
18/19 Contracted general activity (UDA)	7,781
Carry forward general activity (UDA)	279
18/19 Contracted orthodontic activity (UOA)	0
Carry forward orthodontic activity (UOA)	0
Baseline contract value	£288,578.30

ACCESS*

Patients seen in 24 months	Total	Change since previous quarter
Quarter ending March 2018	2,892	
Quarter ending June 2018	2,865	→
Quarter ending September 2018	2,889	→
Quarter ending December 2018	2,986	↑
Quarter ending March 2019	3,086	↑
Variance since March 2018	6.7%	↑



ACTIVITY



Month	2018	2019
April	-110	-196
May	75	-31
June	655	425
July	1,231	1,131
August	1,813	1,835
September	2,594	2,522
October	3,272	3,269
November	3,941	3,910
December	4,519	4,605
January	4,979	5,232
February	5,678	5,960
March	6,450	6,637
April	7,116	7,502
May	7,502	7,813
June	7,502	7,814

QUALITY

	Quantity	Base Number	Contract	AT	Region	England
% of FP17s for the same patient ID Re-attending within 3 months - Children	31	646	4.8%	10.7%	11.9%	11.8%
% of FP17s for the same patient ID Re-attending within 3 months - Adults	341	2,681	12.7%	16.1%	16.9%	15.7%
% of FP17s for the same patient ID Re-attending between 3 & 9 months - Children	138	646	21.4%	45.1%	48.9%	58.9%
% of FP17s for the same patient ID Re-attending between 3 & 9 months - Adults	689	2,681	25.7%	36.9%	38.9%	50.8%
% of FP17s for Band 1 Urgent Courses	118	3,423	3.4%	10.9%	10.7%	9.1%
% of FP17s Relating to Free Repair or Replacements	54	3,423	1.6%	0.5%	0.5%	0.8%
% of FP17s Relating to Continuations	162	3,423	4.7%	0.7%	0.7%	0.9%
% of Patients satisfied with the dentistry they have received	0	0	N/A	89.9%	89.1%	92.5%
% of Patients satisfied with the time they had to wait for an appointment	0	0	N/A	79.6%	83.1%	87.0%

* This is based on patients treated on this contract for their most recent course of treatment.

Figures in italics indicate the base number of FP17s or Patient Questionnaire responses are less than 100. N/A is shown where the base number of responses is less than 10 during the period. % is calculated as Quantity/Base number*100

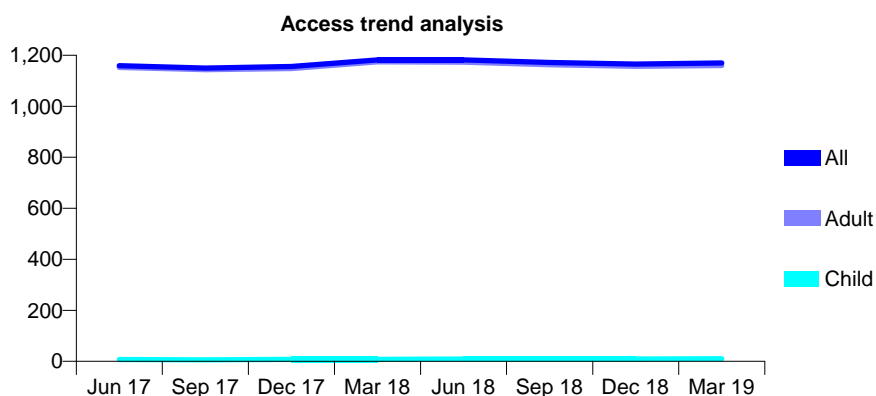
Q61 - Vital Signs At a Glance Contract Report for 906352/0001 - Year end March 2019

Name or company name	MR HS REEL
Contract type name	GDS Contract
Purpose of contract	General
Contract start date	01/04/2006
Contract end date	

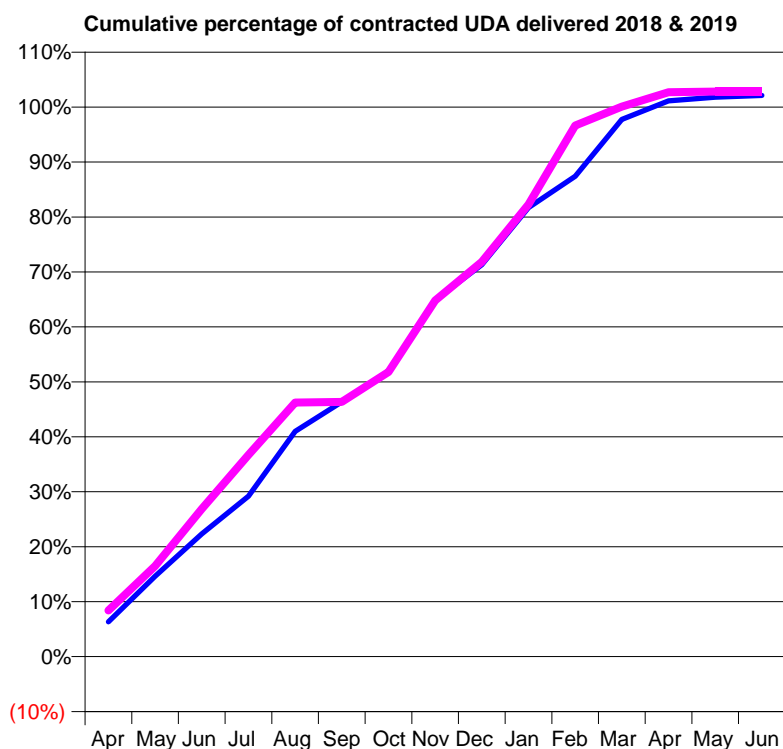
18/19 Contracted general activity (UDA)	5,297
Carry forward general activity (UDA)	-106
18/19 Contracted orthodontic activity (UOA)	0
Carry forward orthodontic activity (UOA)	0
Baseline contract value	£191,477.53

ACCESS*

Patients seen in 24 months	Total	Change since previous quarter
Quarter ending March 2018	1,182	
Quarter ending June 2018	1,182	→
Quarter ending September 2018	1,172	→
Quarter ending December 2018	1,166	→
Quarter ending March 2019	1,170	→
Variance since March 2018	(1.0%)	↓



ACTIVITY



Month	Adjusted Scheduled Activity (UDA)	
	2018	2019
April	336	445
May	775	874
June	1,183	1,424
July	1,547	1,944
August	2,172	2,450
September	2,456	2,456
October	2,750	2,743
November	3,436	3,433
December	3,777	3,804
January	4,327	4,359
February	4,630	5,119
March	5,177	5,300
April	5,356	5,441
May	5,392	5,445
June	5,409	5,445

QUALITY

	Quantity	Base Number	Contract	AT	Region	England
% of FP17s for the same patient ID Re-attending within 3 months - Children	5	15	33.3%	10.7%	11.9%	11.8%
% of FP17s for the same patient ID Re-attending within 3 months - Adults	242	1,172	20.6%	16.1%	16.9%	15.7%
% of FP17s for the same patient ID Re-attending between 3 & 9 months - Children	4	15	26.7%	45.1%	48.9%	58.9%
% of FP17s for the same patient ID Re-attending between 3 & 9 months - Adults	251	1,172	21.4%	36.9%	38.9%	50.8%
% of FP17s for Band 1 Urgent Courses	255	1,175	21.7%	10.9%	10.7%	9.1%
% of FP17s Relating to Free Repair or Replacements	3	1,175	0.3%	0.5%	0.5%	0.8%
% of FP17s Relating to Continuations	8	1,175	0.7%	0.7%	0.7%	0.9%
% of Patients satisfied with the dentistry they have received	0	0	N/A	89.9%	89.1%	92.5%
% of Patients satisfied with the time they had to wait for an appointment	0	0	N/A	79.6%	83.1%	87.0%

* This is based on patients treated on this contract for their most recent course of treatment. Figures in italics indicate the base number of FP17s or Patient Questionnaire responses are less than 100. N/A is shown where the base number of responses is less than 10 during the period. % is calculated as Quantity/Base number*100

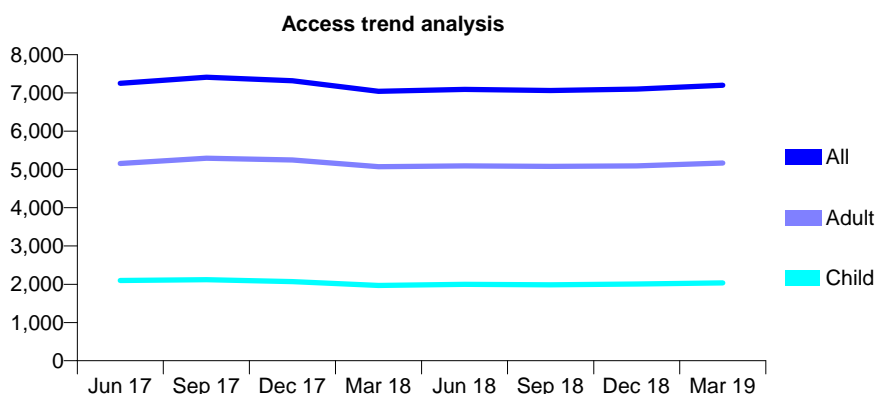
Q61 - Vital Signs At a Glance Contract Report for 907553/0001 - Year end March 2019

Name or company name	MR AS SHAH
Contract type name	GDS Contract
Purpose of contract	General
Contract start date	01/04/2006
Contract end date	

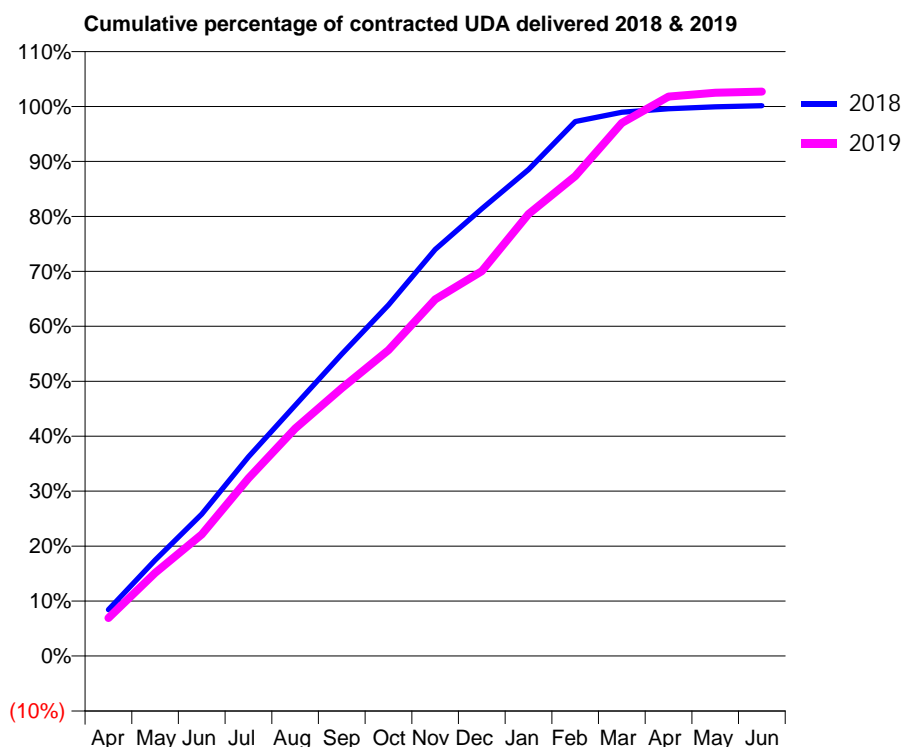
18/19 Contracted general activity (UDA)	21,077
Carry forward general activity (UDA)	-29
18/19 Contracted orthodontic activity (UOA)	0
Carry forward orthodontic activity (UOA)	0
Baseline contract value	£768,536.78

ACCESS*

Patients seen in 24 months	Total	Change since previous quarter
Quarter ending March 2018	7,042	
Quarter ending June 2018	7,092	→
Quarter ending September 2018	7,065	→
Quarter ending December 2018	7,101	→
Quarter ending March 2019	7,200	→
Variance since March 2018	2.2%	↑



ACTIVITY



Month	Adjusted Scheduled Activity (UDA)	
	2018	2019
April	1,779	1,463
May	3,678	3,191
June	5,437	4,662
July	7,640	6,816
August	9,617	8,729
September	11,582	10,274
October	13,465	11,734
November	15,594	13,679
December	17,153	14,758
January	18,654	16,953
February	20,495	18,406
March	20,854	20,441
April	20,987	21,452
May	21,064	21,601
June	21,106	21,643

QUALITY

	Quantity	Base Number	Contract	AT	Region	England
% of FP17s for the same patient ID Re-attending within 3 months - Children	217	2,206	9.8%	10.7%	11.9%	11.8%
% of FP17s for the same patient ID Re-attending within 3 months - Adults	968	5,388	18.0%	16.1%	16.9%	15.7%
% of FP17s for the same patient ID Re-attending between 3 & 9 months - Children	571	2,206	25.9%	45.1%	48.9%	58.9%
% of FP17s for the same patient ID Re-attending between 3 & 9 months - Adults	1,538	5,388	28.5%	36.9%	38.9%	50.8%
% of FP17s for Band 1 Urgent Courses	1,096	7,844	14.0%	10.9%	10.7%	9.1%
% of FP17s Relating to Free Repair or Replacements	41	7,844	0.5%	0.5%	0.5%	0.8%
% of FP17s Relating to Continuations	52	7,844	0.7%	0.7%	0.7%	0.9%
% of Patients satisfied with the dentistry they have received	2	2	N/A	89.9%	89.1%	92.5%
% of Patients satisfied with the time they had to wait for an appointment	2	2	N/A	79.6%	83.1%	87.0%

* This is based on patients treated on this contract for their most recent course of treatment. Figures in italics indicate the base number of FP17s or Patient Questionnaire responses are less than 100. N/A is shown where the base number of responses is less than 10 during the period. % is calculated as Quantity/Base number*100

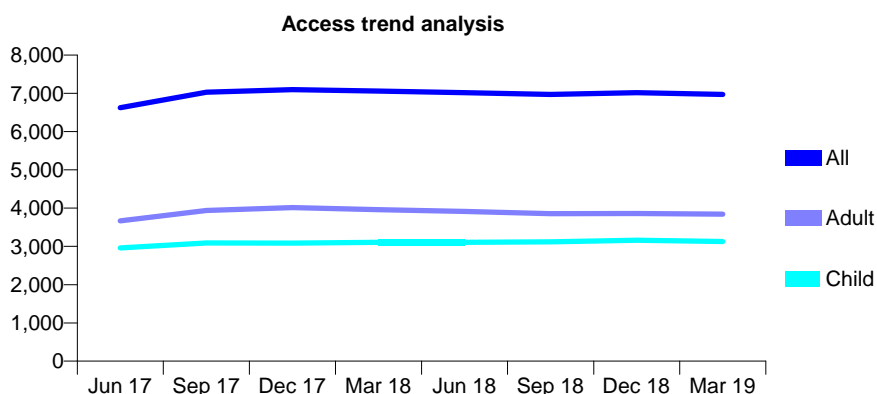
Q61 - Vital Signs At a Glance Contract Report for 907901/0007 - Year end March 2019

Name or company name	MR GK MALHOTRA
Contract type name	GDS Contract
Purpose of contract	General
Contract start date	01/04/2006
Contract end date	

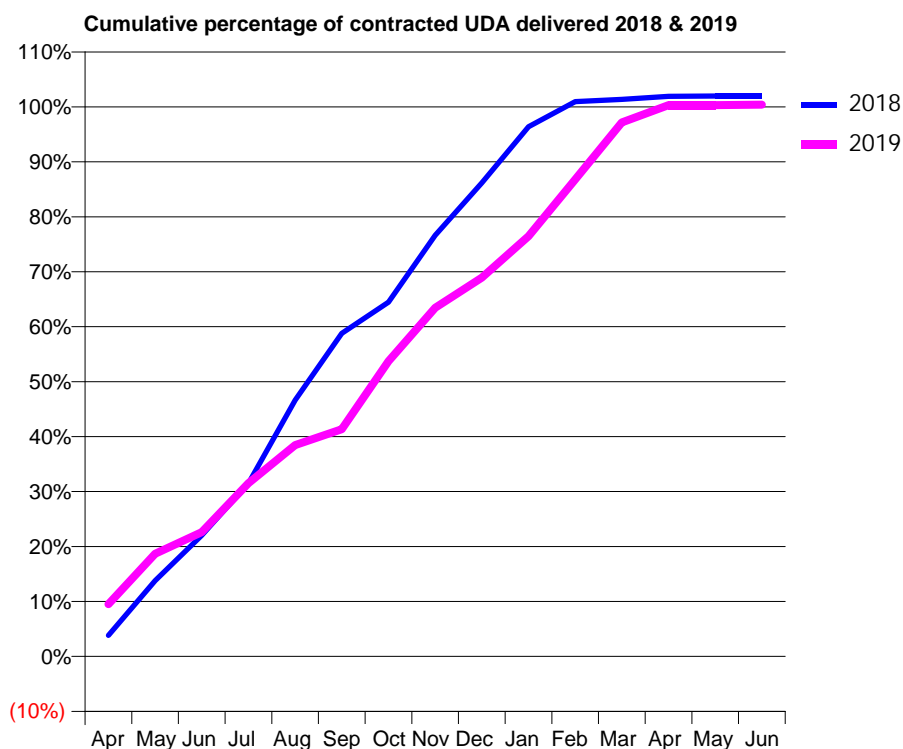
18/19 Contracted general activity (UDA)	18,691
Carry forward general activity (UDA)	-367
18/19 Contracted orthodontic activity (UOA)	0
Carry forward orthodontic activity (UOA)	0
Baseline contract value	£551,958.58

ACCESS*

Patients seen in 24 months	Total	Change since previous quarter
Quarter ending March 2018	7,062	
Quarter ending June 2018	7,020	→
Quarter ending September 2018	6,971	→
Quarter ending December 2018	7,018	→
Quarter ending March 2019	6,970	→
Variance since March 2018	(1.3%)	↓



ACTIVITY



Month	Adjusted Scheduled Activity (UDA)	
	2018	2019
April	720	1,776
May	2,578	3,493
June	4,116	4,228
July	5,891	5,896
August	8,720	7,186
September	10,986	7,728
October	12,049	10,038
November	14,324	11,858
December	16,103	12,881
January	18,015	14,290
February	18,864	16,221
March	18,945	18,162
April	19,048	18,749
May	19,059	18,748
June	19,058	18,766

QUALITY

	Quantity	Base Number	Contract	AT	Region	England
% of FP17s for the same patient ID Re-attending within 3 months - Children	212	3,448	6.1%	10.7%	11.9%	11.8%
% of FP17s for the same patient ID Re-attending within 3 months - Adults	259	3,457	7.5%	16.1%	16.9%	15.7%
% of FP17s for the same patient ID Re-attending between 3 & 9 months - Children	1,127	3,448	32.7%	45.1%	48.9%	58.9%
% of FP17s for the same patient ID Re-attending between 3 & 9 months - Adults	1,002	3,457	29.0%	36.9%	38.9%	50.8%
% of FP17s for Band 1 Urgent Courses	311	6,997	4.4%	10.9%	10.7%	9.1%
% of FP17s Relating to Free Repair or Replacements	11	6,997	0.2%	0.5%	0.5%	0.8%
% of FP17s Relating to Continuations	28	6,997	0.4%	0.7%	0.7%	0.9%
% of Patients satisfied with the dentistry they have received	0	1	N/A	89.9%	89.1%	92.5%
% of Patients satisfied with the time they had to wait for an appointment	1	1	N/A	79.6%	83.1%	87.0%

* This is based on patients treated on this contract for their most recent course of treatment. Figures in italics indicate the base number of FP17s or Patient Questionnaire responses are less than 100. N/A is shown where the base number of responses is less than 10 during the period. % is calculated as Quantity/Base number*100

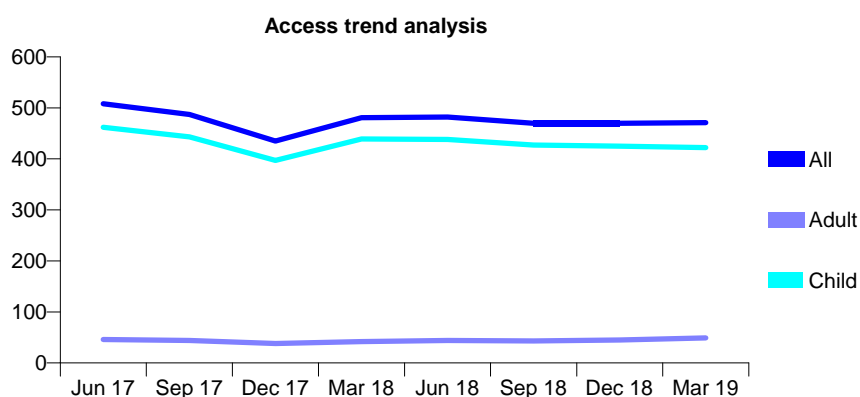
Q61 - Vital Signs At a Glance Contract Report for 910716/0001 - Year end March 2019

Name or company name	MR JS BLISS
Contract type name	GDS Contract
Purpose of contract	General
Contract start date	01/04/2006
Contract end date	

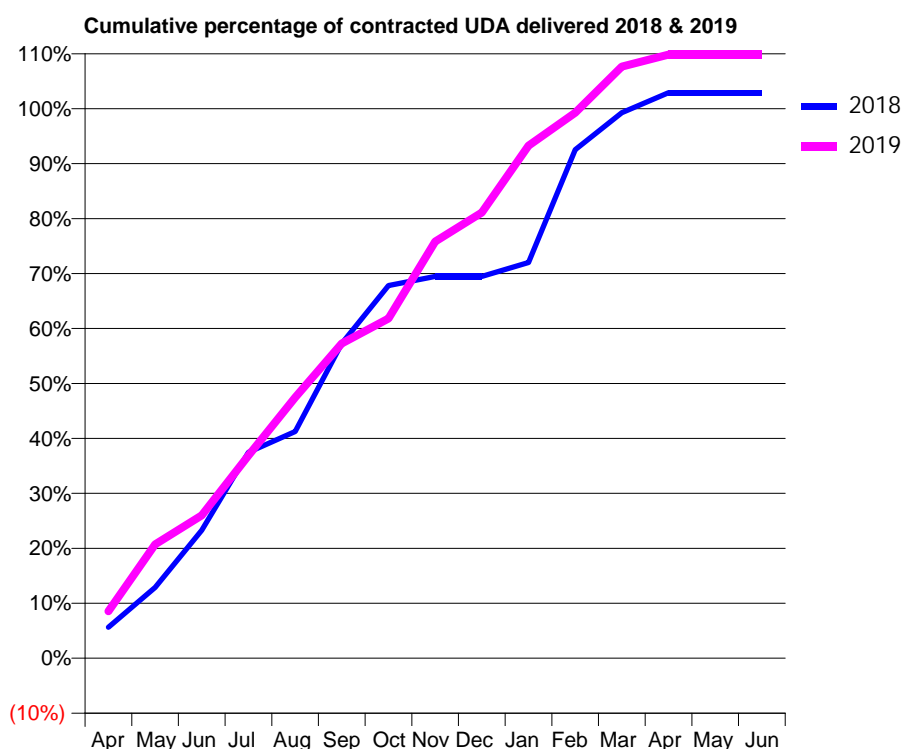
18/19 Contracted general activity (UDA)	550
Carry forward general activity (UDA)	-11
18/19 Contracted orthodontic activity (UOA)	0
Carry forward orthodontic activity (UOA)	0
Baseline contract value	£13,721.98

ACCESS*

Patients seen in 24 months	Total	Change since previous quarter
Quarter ending March 2018	481	
Quarter ending June 2018	482	→
Quarter ending September 2018	470	↓
Quarter ending December 2018	470	→
Quarter ending March 2019	471	→
Variance since March 2018	(2.1%)	↓



ACTIVITY



Month	Adjusted Scheduled Activity (UDA)	
	2018	2019
April	31	47
May	71	114
June	128	143
July	206	203
August	227	261
September	315	315
October	373	340
November	382	417
December	382	446
January	396	513
February	509	546
March	546	592
April	566	604
May	566	604
June	566	604

QUALITY

	Quantity	Base Number	Contract	AT	Region	England
% of FP17s for the same patient ID Re-attending within 3 months - Children	20	421	4.8%	10.7%	11.9%	11.8%
% of FP17s for the same patient ID Re-attending within 3 months - Adults	0	9	0.0%	16.1%	16.9%	15.7%
% of FP17s for the same patient ID Re-attending between 3 & 9 months - Children	110	421	26.1%	45.1%	48.9%	58.9%
% of FP17s for the same patient ID Re-attending between 3 & 9 months - Adults	2	9	22.2%	36.9%	38.9%	50.8%
% of FP17s for Band 1 Urgent Courses	0	425	0.0%	10.9%	10.7%	9.1%
% of FP17s Relating to Free Repair or Replacements	0	425	0.0%	0.5%	0.5%	0.8%
% of FP17s Relating to Continuations	0	425	0.0%	0.7%	0.7%	0.9%
% of Patients satisfied with the dentistry they have received	0	0	N/A	89.9%	89.1%	92.5%
% of Patients satisfied with the time they had to wait for an appointment	0	0	N/A	79.6%	83.1%	87.0%

* This is based on patients treated on this contract for their most recent course of treatment.

Figures in italics indicate the base number of FP17s or Patient Questionnaire responses are less than 100. N/A is shown where the base number of responses is less than 10 during the period. % is calculated as Quantity/Base number*100

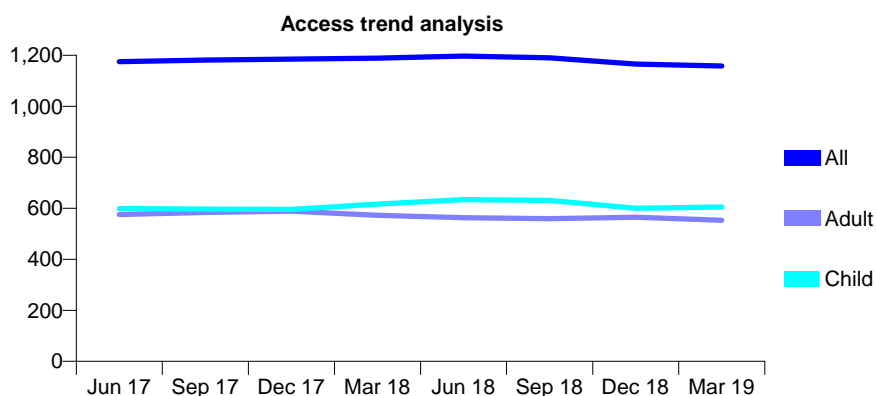
Q61 - Vital Signs At a Glance Contract Report for 912085/0001 - Year end March 2019

Name or company name	MR MP BASS
Contract type name	GDS Contract
Purpose of contract	General
Contract start date	01/04/2006
Contract end date	

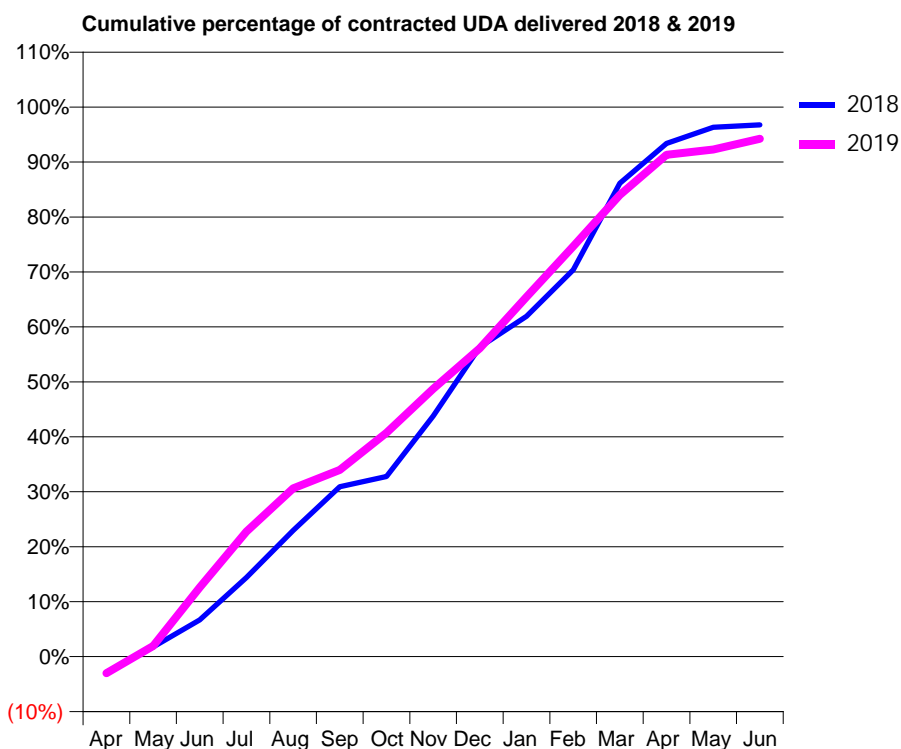
18/19 Contracted general activity (UDA)	2,738
Carry forward general activity (UDA)	89
18/19 Contracted orthodontic activity (UOA)	0
Carry forward orthodontic activity (UOA)	0
Baseline contract value	£61,188.94

ACCESS*

Patients seen in 24 months	Total	Change since previous quarter
Quarter ending March 2018	1,189	
Quarter ending June 2018	1,197	→
Quarter ending September 2018	1,190	→
Quarter ending December 2018	1,165	↓
Quarter ending March 2019	1,158	→
Variance since March 2018	(2.6%)	↓



ACTIVITY



Month	Adjusted Scheduled Activity (UDA)	
	2018	2019
April	-79	-83
May	48	53
June	183	345
July	395	624
August	629	839
September	846	930
October	897	1,115
November	1,199	1,335
December	1,543	1,537
January	1,696	1,793
February	1,927	2,044
March	2,358	2,300
April	2,557	2,500
May	2,637	2,527
June	2,649	2,580

QUALITY

	Quantity	Base Number	Contract	AT	Region	England
% of FP17s for the same patient ID Re-attending within 3 months - Children	79	711	11.1%	10.7%	11.9%	11.8%
% of FP17s for the same patient ID Re-attending within 3 months - Adults	123	597	20.6%	16.1%	16.9%	15.7%
% of FP17s for the same patient ID Re-attending between 3 & 9 months - Children	269	711	37.8%	45.1%	48.9%	58.9%
% of FP17s for the same patient ID Re-attending between 3 & 9 months - Adults	212	597	35.5%	36.9%	38.9%	50.8%
% of FP17s for Band 1 Urgent Courses	55	1,286	4.3%	10.9%	10.7%	9.1%
% of FP17s Relating to Free Repair or Replacements	20	1,286	1.6%	0.5%	0.5%	0.8%
% of FP17s Relating to Continuations	3	1,286	0.2%	0.7%	0.7%	0.9%
% of Patients satisfied with the dentistry they have received	0	0	N/A	89.9%	89.1%	92.5%
% of Patients satisfied with the time they had to wait for an appointment	0	0	N/A	79.6%	83.1%	87.0%

* This is based on patients treated on this contract for their most recent course of treatment. Figures in italics indicate the base number of FP17s or Patient Questionnaire responses are less than 100. N/A is shown where the base number of responses is less than 10 during the period. % is calculated as Quantity/Base number*100

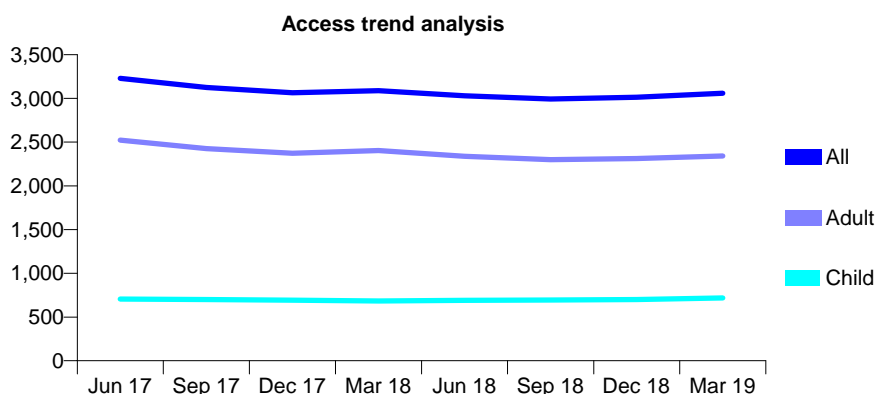
Q61 - Vital Signs At a Glance Contract Report for 912468/0001 - Year end March 2019

Name or company name	MR KN FALEKKOS
Contract type name	GDS Contract
Purpose of contract	General
Contract start date	01/04/2006
Contract end date	

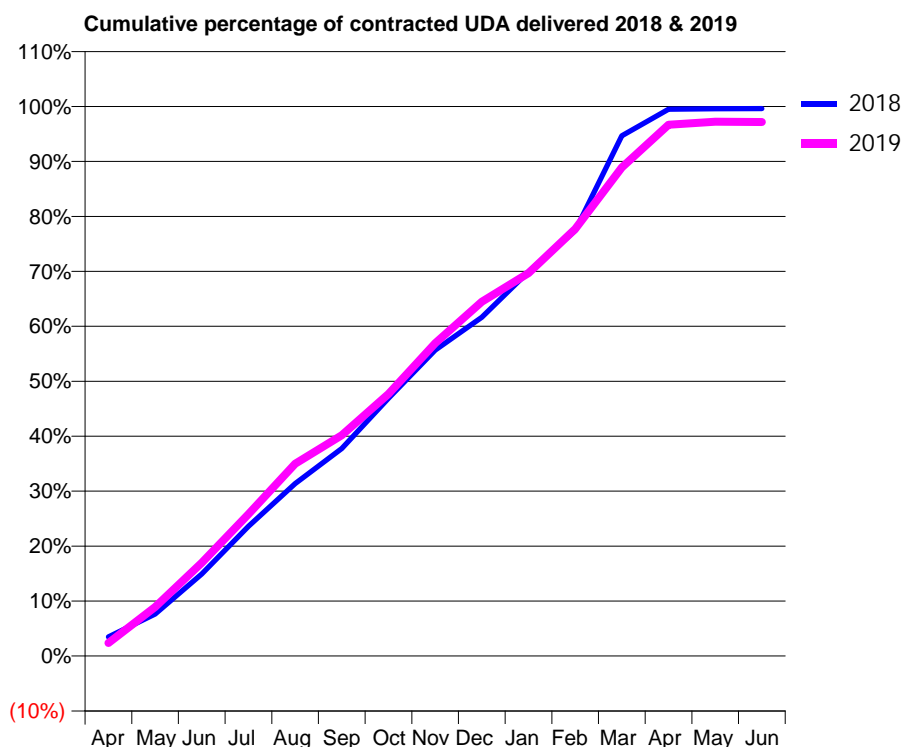
18/19 Contracted general activity (UDA)	8,701
Carry forward general activity (UDA)	34
18/19 Contracted orthodontic activity (UOA)	0
Carry forward orthodontic activity (UOA)	0
Baseline contract value	£243,148.59

ACCESS*

Patients seen in 24 months	Total	Change since previous quarter
Quarter ending March 2018	3,088	
Quarter ending June 2018	3,029	↓
Quarter ending September 2018	2,993	↓
Quarter ending December 2018	3,012	→
Quarter ending March 2019	3,059	→
Variance since March 2018	(0.9%)	→



ACTIVITY



Month	Adjusted Scheduled Activity (UDA)	
	2018	2019
April	303	206
May	665	776
June	1,300	1,477
July	2,053	2,245
August	2,732	3,046
September	3,284	3,496
October	4,081	4,150
November	4,845	4,953
December	5,362	5,608
January	6,085	6,064
February	6,736	6,763
March	8,236	7,736
April	8,658	8,411
May	8,664	8,459
June	8,667	8,456

QUALITY

	Quantity	Base Number	Contract	AT	Region	England
% of FP17s for the same patient ID Re-attending within 3 months - Children	52	957	5.4%	10.7%	11.9%	11.8%
% of FP17s for the same patient ID Re-attending within 3 months - Adults	333	2,738	12.2%	16.1%	16.9%	15.7%
% of FP17s for the same patient ID Re-attending between 3 & 9 months - Children	544	957	56.8%	45.1%	48.9%	58.9%
% of FP17s for the same patient ID Re-attending between 3 & 9 months - Adults	1,337	2,738	48.8%	36.9%	38.9%	50.8%
% of FP17s for Band 1 Urgent Courses	394	3,806	10.4%	10.9%	10.7%	9.1%
% of FP17s Relating to Free Repair or Replacements	4	3,806	0.1%	0.5%	0.5%	0.8%
% of FP17s Relating to Continuations	2	3,806	0.1%	0.7%	0.7%	0.9%
% of Patients satisfied with the dentistry they have received	2	2	N/A	89.9%	89.1%	92.5%
% of Patients satisfied with the time they had to wait for an appointment	1	2	N/A	79.6%	83.1%	87.0%

* This is based on patients treated on this contract for their most recent course of treatment. Figures in italics indicate the base number of FP17s or Patient Questionnaire responses are less than 100. N/A is shown where the base number of responses is less than 10 during the period. % is calculated as Quantity/Base number*100

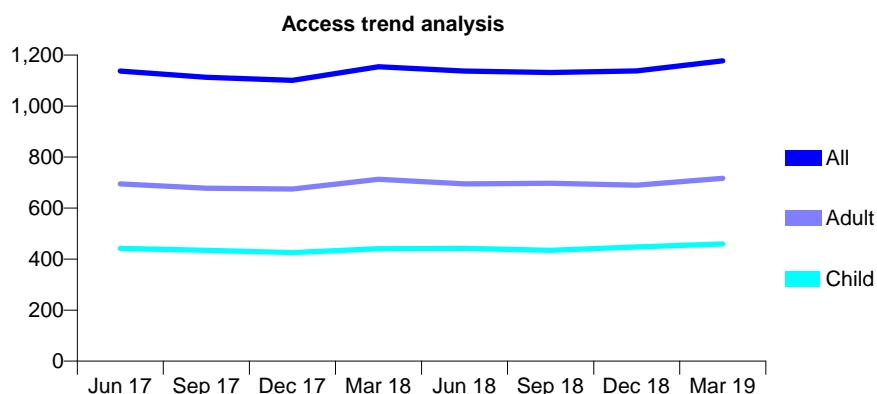
Q61 - Vital Signs At a Glance Contract Report for 914681/0001 - Year end March 2019

Name or company name	MR VK SETHI
Contract type name	GDS Contract
Purpose of contract	General
Contract start date	01/04/2006
Contract end date	

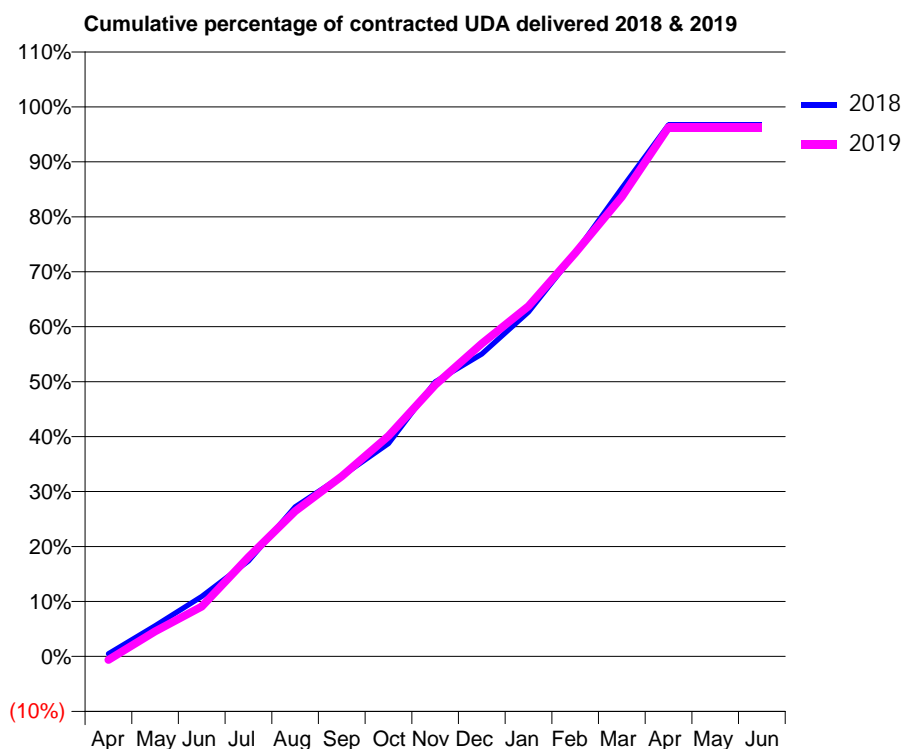
18/19 Contracted general activity (UDA)	4,926
Carry forward general activity (UDA)	161
18/19 Contracted orthodontic activity (UOA)	0
Carry forward orthodontic activity (UOA)	0
Baseline contract value	£174,577.90

ACCESS*

Patients seen in 24 months	Total	Change since previous quarter
Quarter ending March 2018	1,154	
Quarter ending June 2018	1,137	↓
Quarter ending September 2018	1,132	→
Quarter ending December 2018	1,138	→
Quarter ending March 2019	1,177	↑
Variance since March 2018	2.0%	→



ACTIVITY



Month	Adjusted Scheduled Activity (UDA)	
	2018	2019
April	25	-32
May	274	225
June	537	448
July	856	890
August	1,341	1,302
September	1,616	1,614
October	1,908	1,977
November	2,461	2,434
December	2,710	2,804
January	3,089	3,139
February	3,616	3,615
March	4,196	4,118
April	4,764	4,742
May	4,764	4,742
June	4,765	4,742

QUALITY

	Quantity	Base Number	Contract	AT	Region	England
% of FP17s for the same patient ID Re-attending within 3 months - Children	53	765	6.9%	10.7%	11.9%	11.8%
% of FP17s for the same patient ID Re-attending within 3 months - Adults	161	959	16.8%	16.1%	16.9%	15.7%
% of FP17s for the same patient ID Re-attending between 3 & 9 months - Children	498	765	65.1%	45.1%	48.9%	58.9%
% of FP17s for the same patient ID Re-attending between 3 & 9 months - Adults	520	959	54.2%	36.9%	38.9%	50.8%
% of FP17s for Band 1 Urgent Courses	111	1,716	6.5%	10.9%	10.7%	9.1%
% of FP17s Relating to Free Repair or Replacements	0	1,716	0.0%	0.5%	0.5%	0.8%
% of FP17s Relating to Continuations	11	1,716	0.6%	0.7%	0.7%	0.9%
% of Patients satisfied with the dentistry they have received	0	0	N/A	89.9%	89.1%	92.5%
% of Patients satisfied with the time they had to wait for an appointment	0	0	N/A	79.6%	83.1%	87.0%

* This is based on patients treated on this contract for their most recent course of treatment. Figures in italics indicate the base number of FP17s or Patient Questionnaire responses are less than 100. N/A is shown where the base number of responses is less than 10 during the period. % is calculated as Quantity/Base number*100

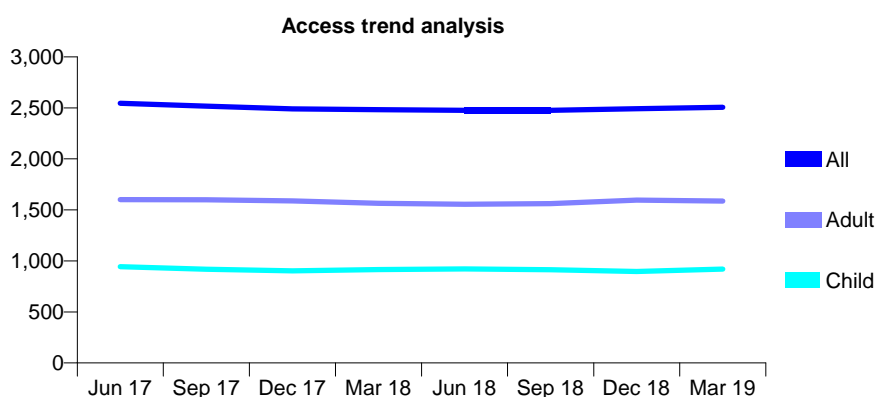
Q61 - Vital Signs At a Glance Contract Report for 916358/0002 - Year end March 2019

Name or company name	MR PD CLESHAM
Contract type name	GDS Contract
Purpose of contract	General
Contract start date	01/05/2015
Contract end date	

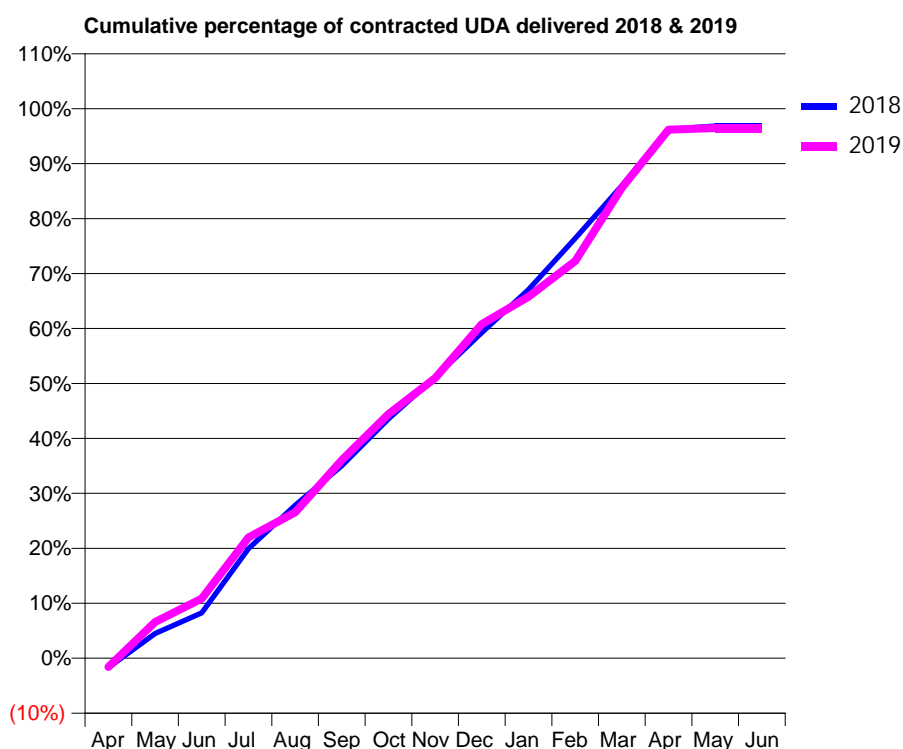
18/19 Contracted general activity (UDA)	7,986
Carry forward general activity (UDA)	252
18/19 Contracted orthodontic activity (UOA)	0
Carry forward orthodontic activity (UOA)	0
Baseline contract value	£224,077.82

ACCESS*

Patients seen in 24 months	Total	Change since previous quarter
Quarter ending March 2018	2,482	
Quarter ending June 2018	2,476	→
Quarter ending September 2018	2,476	→
Quarter ending December 2018	2,492	→
Quarter ending March 2019	2,505	→
Variance since March 2018	0.9%	→



ACTIVITY



Month	2018	2019
April	-136	-129
May	359	526
June	659	868
July	1,592	1,755
August	2,221	2,121
September	2,798	2,878
October	3,478	3,548
November	4,087	4,070
December	4,731	4,855
January	5,357	5,252
February	6,102	5,771
March	6,866	6,837
April	7,685	7,681
May	7,734	7,704
June	7,734	7,704

QUALITY

	Quantity	Base Number	Contract	AT	Region	England
% of FP17s for the same patient ID Re-attending within 3 months - Children	76	1,014	7.5%	10.7%	11.9%	11.8%
% of FP17s for the same patient ID Re-attending within 3 months - Adults	233	1,681	13.9%	16.1%	16.9%	15.7%
% of FP17s for the same patient ID Re-attending between 3 & 9 months - Children	303	1,014	29.9%	45.1%	48.9%	58.9%
% of FP17s for the same patient ID Re-attending between 3 & 9 months - Adults	540	1,681	32.1%	36.9%	38.9%	50.8%
% of FP17s for Band 1 Urgent Courses	235	2,678	8.8%	10.9%	10.7%	9.1%
% of FP17s Relating to Free Repair or Replacements	3	2,678	0.1%	0.5%	0.5%	0.8%
% of FP17s Relating to Continuations	12	2,678	0.4%	0.7%	0.7%	0.9%
% of Patients satisfied with the dentistry they have received	0	0	N/A	89.9%	89.1%	92.5%
% of Patients satisfied with the time they had to wait for an appointment	0	0	N/A	79.6%	83.1%	87.0%

* This is based on patients treated on this contract for their most recent course of treatment.

Figures in italics indicate the base number of FP17s or Patient Questionnaire responses are less than 100. N/A is shown where the base number of responses is less than 10 during the period. % is calculated as Quantity/Base number*100

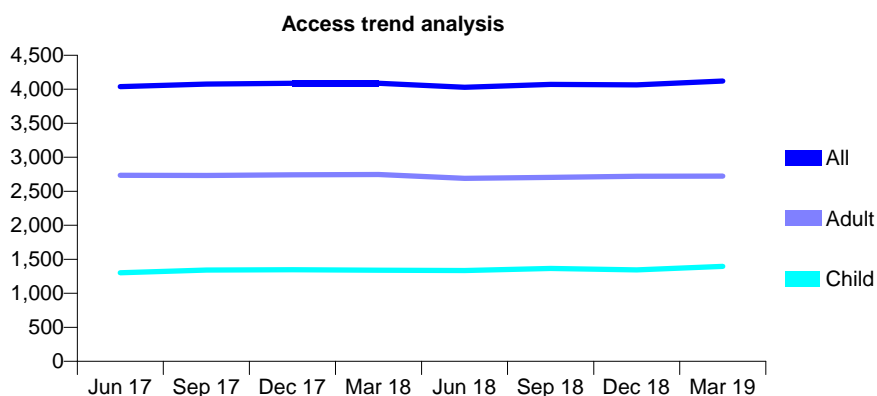
Q61 - Vital Signs At a Glance Contract Report for 917079/0001 - Year end March 2019

Name or company name	MRS A LEE
Contract type name	GDS Contract
Purpose of contract	General and Orthodontic
Contract start date	01/04/2006
Contract end date	

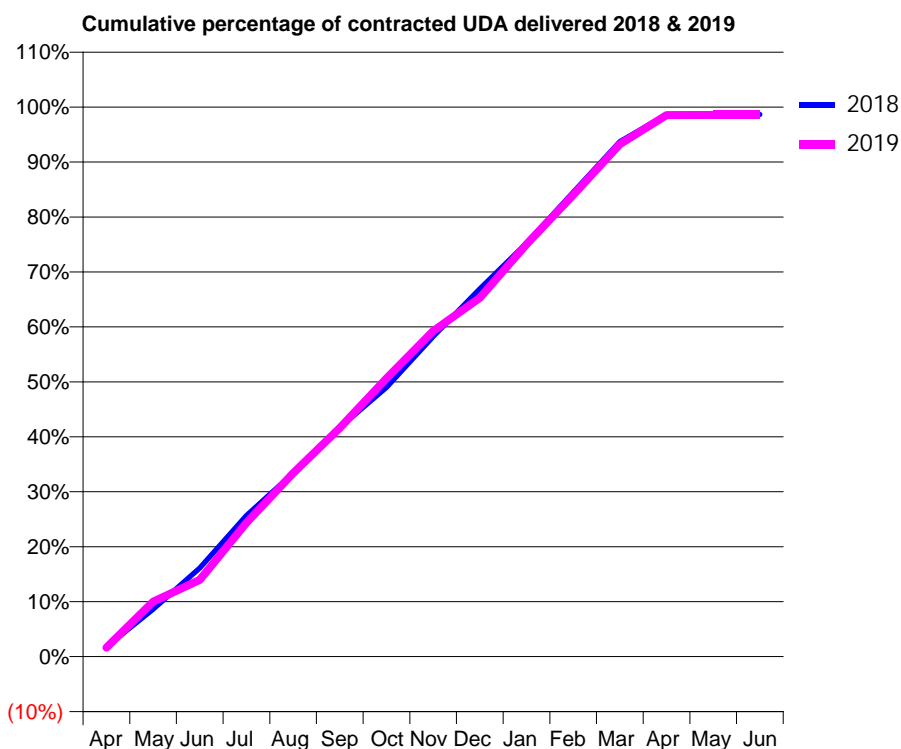
18/19 Contracted general activity (UDA)	9,302
Carry forward general activity (UDA)	125
18/19 Contracted orthodontic activity (UOA)	1,353
Carry forward orthodontic activity (UOA)	3
Baseline contract value	£384,994.08

ACCESS*

Patients seen in 24 months	Total	Change since previous quarter
Quarter ending March 2018	4,089	
Quarter ending June 2018	4,028	↓
Quarter ending September 2018	4,071	→
Quarter ending December 2018	4,066	→
Quarter ending March 2019	4,120	→
Variance since March 2018	0.8%	→



ACTIVITY



Month	Adjusted Scheduled Activity (UDA)	
	2018	2019
April	165	155
May	802	931
June	1,500	1,299
July	2,388	2,267
August	3,104	3,105
September	3,880	3,870
October	4,558	4,710
November	5,420	5,512
December	6,225	6,073
January	6,999	6,980
February	7,862	7,813
March	8,717	8,673
April	9,174	9,165
May	9,189	9,169
June	9,177	9,169

QUALITY

	Quantity	Base Number	Contract	AT	Region	England
% of FP17s for the same patient ID Re-attending within 3 months - Children	148	1,785	8.3%	10.7%	11.9%	11.8%
% of FP17s for the same patient ID Re-attending within 3 months - Adults	338	2,666	12.7%	16.1%	16.9%	15.7%
% of FP17s for the same patient ID Re-attending between 3 & 9 months - Children	750	1,785	42.0%	45.1%	48.9%	58.9%
% of FP17s for the same patient ID Re-attending between 3 & 9 months - Adults	899	2,666	33.7%	36.9%	38.9%	50.8%
% of FP17s for Band 1 Urgent Courses	184	4,321	4.3%	10.9%	10.7%	9.1%
% of FP17s Relating to Free Repair or Replacements	25	4,321	0.6%	0.5%	0.5%	0.8%
% of FP17s Relating to Continuations	44	4,321	1.0%	0.7%	0.7%	0.9%
% of Patients satisfied with the dentistry they have received	0	1	N/A	89.9%	89.1%	92.5%
% of Patients satisfied with the time they had to wait for an appointment	0	1	N/A	79.6%	83.1%	87.0%

* This is based on patients treated on this contract for their most recent course of treatment. Figures in italics indicate the base number of FP17s or Patient Questionnaire responses are less than 100. N/A is shown where the base number of responses is less than 10 during the period. % is calculated as Quantity/Base number*100

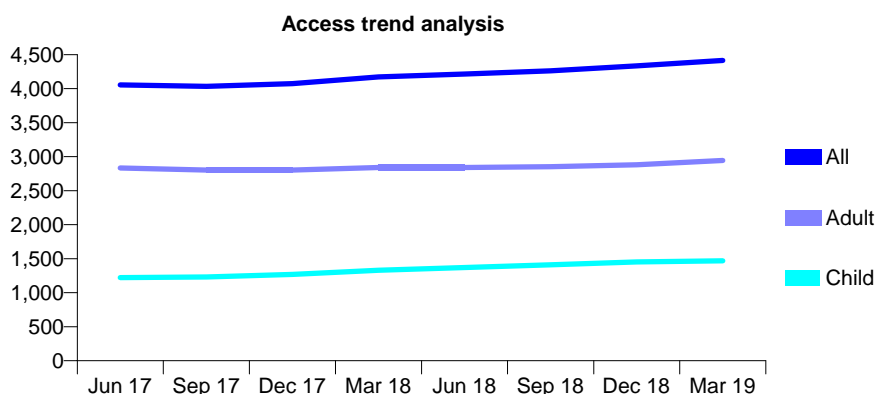
Q61 - Vital Signs At a Glance Contract Report for 918393/0001 - Year end March 2019

Name or company name	MISS SV SMALL
Contract type name	GDS Contract
Purpose of contract	General
Contract start date	01/04/2006
Contract end date	

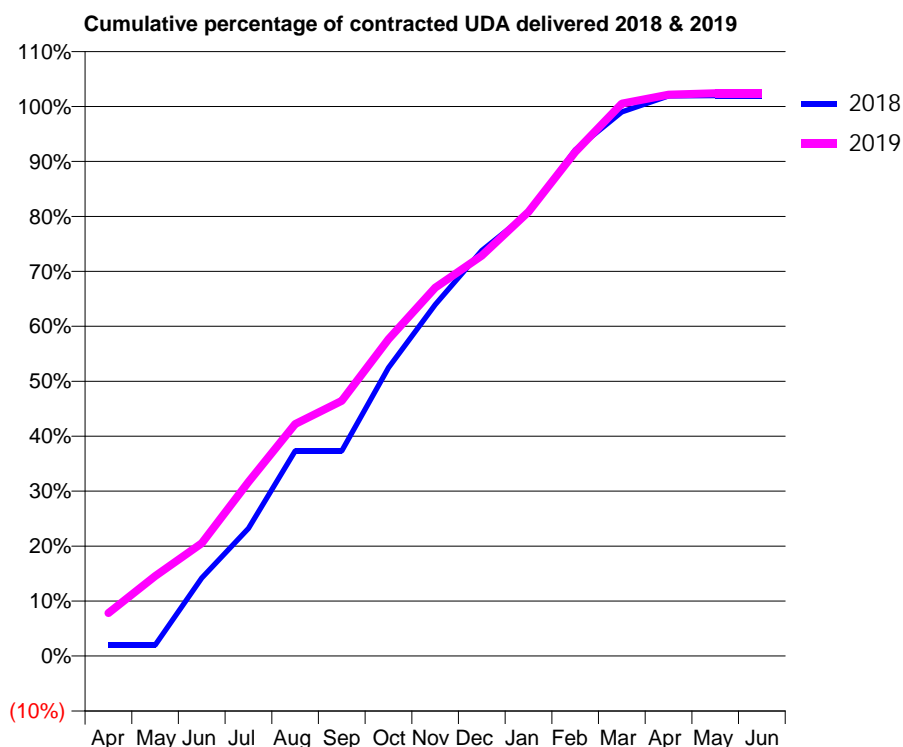
18/19 Contracted general activity (UDA)	9,569
Carry forward general activity (UDA)	-187
18/19 Contracted orthodontic activity (UOA)	0
Carry forward orthodontic activity (UOA)	0
Baseline contract value	£276,781.78

ACCESS*

Patients seen in 24 months	Total	Change since previous quarter
Quarter ending March 2018	4,174	
Quarter ending June 2018	4,214	→
Quarter ending September 2018	4,262	→
Quarter ending December 2018	4,335	→
Quarter ending March 2019	4,415	→
Variance since March 2018	5.8%	↑



ACTIVITY



Month	Adjusted Scheduled Activity (UDA)	
	2018	2019
April	191	750
May	191	1,393
June	1,360	1,963
July	2,224	3,032
August	3,569	4,038
September	3,569	4,443
October	5,020	5,517
November	6,118	6,415
December	7,060	6,972
January	7,715	7,733
February	8,814	8,777
March	9,473	9,617
April	9,753	9,776
May	9,756	9,801
June	9,756	9,801

QUALITY

	Quantity	Base Number	Contract	AT	Region	England
% of FP17s for the same patient ID Re-attending within 3 months - Children	279	2,380	11.7%	10.7%	11.9%	11.8%
% of FP17s for the same patient ID Re-attending within 3 months - Adults	787	4,243	18.5%	16.1%	16.9%	15.7%
% of FP17s for the same patient ID Re-attending between 3 & 9 months - Children	1,374	2,380	57.7%	45.1%	48.9%	58.9%
% of FP17s for the same patient ID Re-attending between 3 & 9 months - Adults	2,099	4,243	49.5%	36.9%	38.9%	50.8%
% of FP17s for Band 1 Urgent Courses	581	5,402	10.8%	10.9%	10.7%	9.1%
% of FP17s Relating to Free Repair or Replacements	18	5,402	0.3%	0.5%	0.5%	0.8%
% of FP17s Relating to Continuations	97	5,402	1.8%	0.7%	0.7%	0.9%
% of Patients satisfied with the dentistry they have received	1	1	N/A	89.9%	89.1%	92.5%
% of Patients satisfied with the time they had to wait for an appointment	1	1	N/A	79.6%	83.1%	87.0%

* This is based on patients treated on this contract for their most recent course of treatment. Figures in italics indicate the base number of FP17s or Patient Questionnaire responses are less than 100. N/A is shown where the base number of responses is less than 10 during the period. % is calculated as Quantity/Base number*100

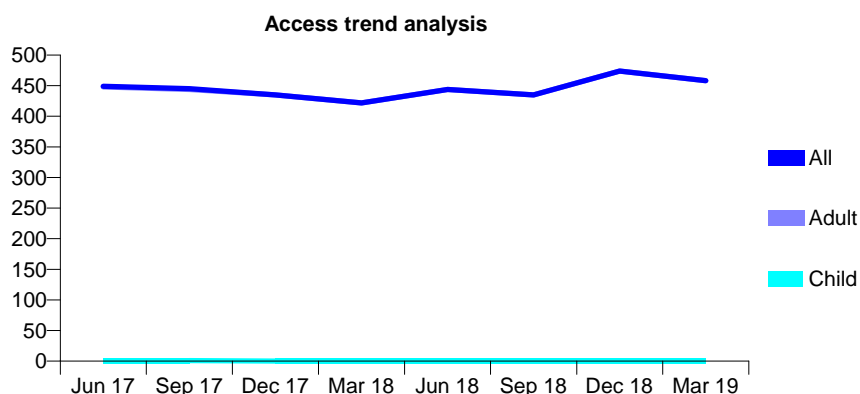
Q61 - Vital Signs At a Glance Contract Report for 921351/0007 - Year end March 2019

Name or company name	MR PK CHOPRA
Contract type name	GDS Contract
Purpose of contract	General
Contract start date	01/04/2006
Contract end date	

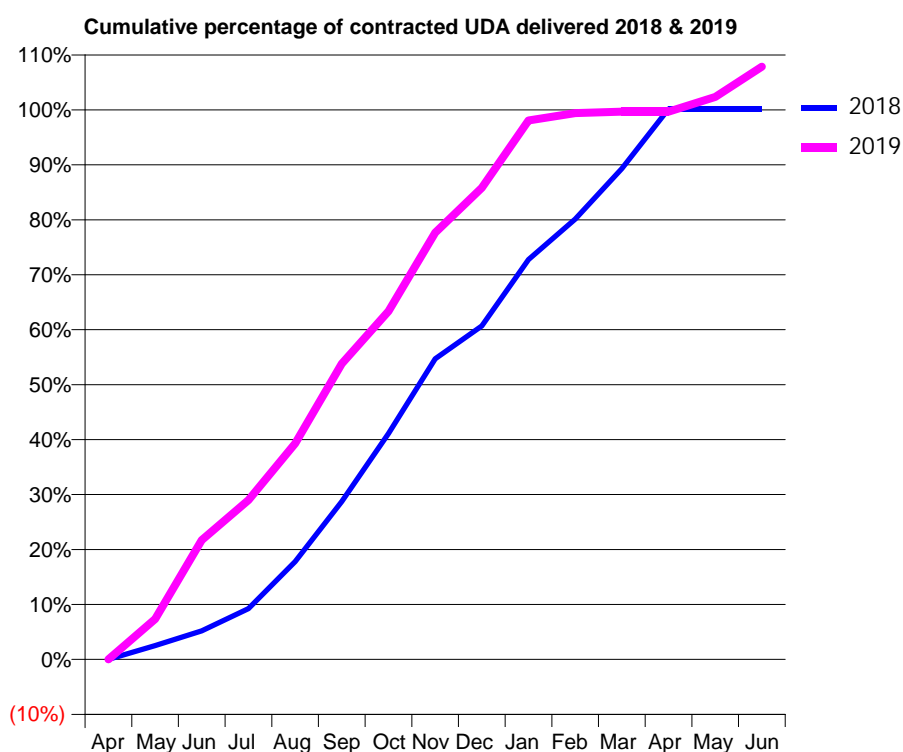
18/19 Contracted general activity (UDA)	1,800
Carry forward general activity (UDA)	0
18/19 Contracted orthodontic activity (UOA)	0
Carry forward orthodontic activity (UOA)	0
Baseline contract value	£52,970.56

ACCESS*

Patients seen in 24 months	Total	Change since previous quarter
Quarter ending March 2018	422	
Quarter ending June 2018	444	↑
Quarter ending September 2018	435	↓
Quarter ending December 2018	474	↑
Quarter ending March 2019	458	↓
Variance since March 2018	8.5%	↑



ACTIVITY



Month	Adjusted Scheduled Activity (UDA)	
	2018	2019
April	0	0
May	46	133
June	94	391
July	167	522
August	320	708
September	517	968
October	740	1,140
November	985	1,398
December	1,092	1,545
January	1,310	1,765
February	1,442	1,789
March	1,607	1,794
April	1,803	1,794
May	1,803	1,842
June	1,803	1,941

QUALITY

	Quantity	Base Number	Contract	AT	Region	England
% of FP17s for the same patient ID Re-attending within 3 months - Children	0	0	N/A	10.7%	11.9%	11.8%
% of FP17s for the same patient ID Re-attending within 3 months - Adults	26	333	7.8%	16.1%	16.9%	15.7%
% of FP17s for the same patient ID Re-attending between 3 & 9 months - Children	0	0	N/A	45.1%	48.9%	58.9%
% of FP17s for the same patient ID Re-attending between 3 & 9 months - Adults	22	333	6.6%	36.9%	38.9%	50.8%
% of FP17s for Band 1 Urgent Courses	76	316	24.1%	10.9%	10.7%	9.1%
% of FP17s Relating to Free Repair or Replacements	1	316	0.3%	0.5%	0.5%	0.8%
% of FP17s Relating to Continuations	0	316	0.0%	0.7%	0.7%	0.9%
% of Patients satisfied with the dentistry they have received	0	0	N/A	89.9%	89.1%	92.5%
% of Patients satisfied with the time they had to wait for an appointment	0	0	N/A	79.6%	83.1%	87.0%

* This is based on patients treated on this contract for their most recent course of treatment. Figures in italics indicate the base number of FP17s or Patient Questionnaire responses are less than 100. N/A is shown where the base number of responses is less than 10 during the period. % is calculated as Quantity/Base number*100

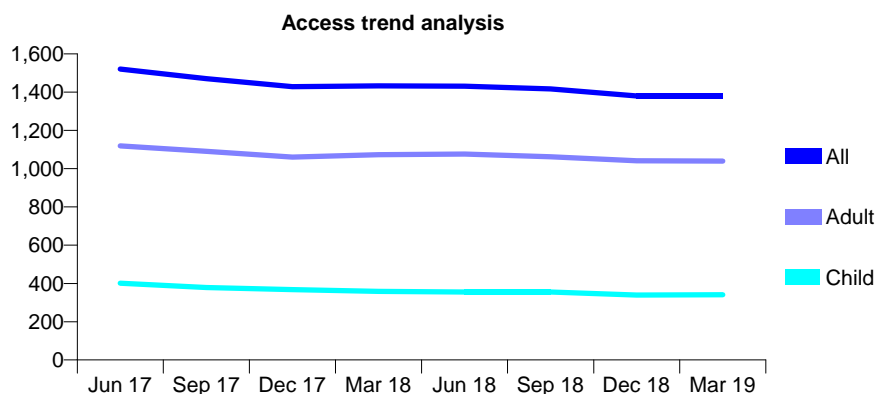
Q61 - Vital Signs At a Glance Contract Report for 921734/0001 - Year end March 2019

Name or company name	MR N PATEL
Contract type name	GDS Contract
Purpose of contract	General
Contract start date	01/04/2006
Contract end date	

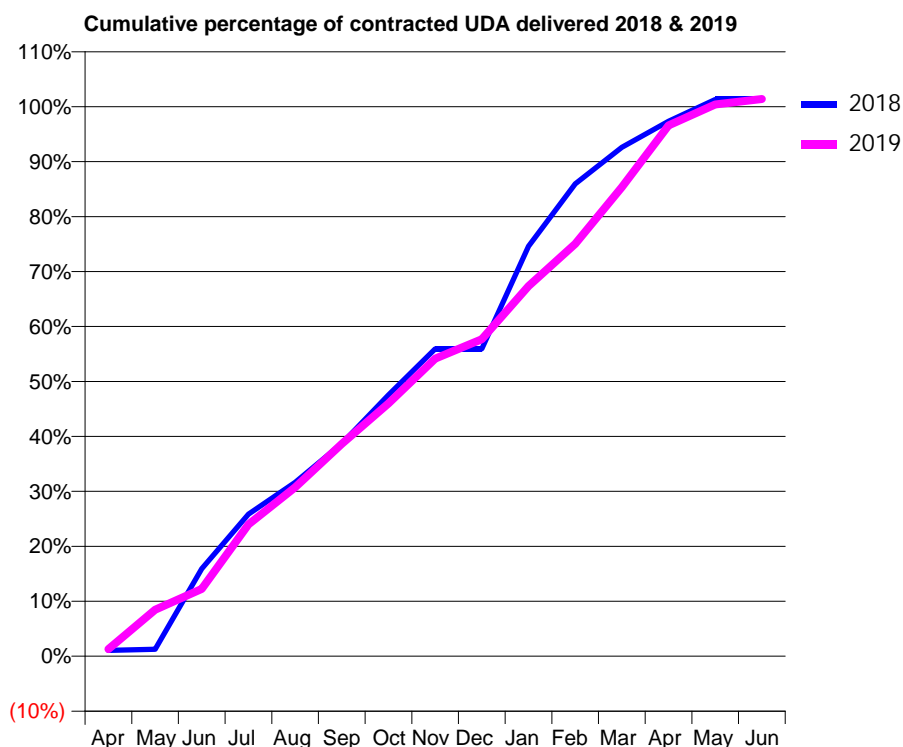
18/19 Contracted general activity (UDA)	5,448
Carry forward general activity (UDA)	-71
18/19 Contracted orthodontic activity (UOA)	0
Carry forward orthodontic activity (UOA)	0
Baseline contract value	£189,048.45

ACCESS*

Patients seen in 24 months	Total	Change since previous quarter
Quarter ending March 2018	1,432	
Quarter ending June 2018	1,431	→
Quarter ending September 2018	1,417	→
Quarter ending December 2018	1,380	↓
Quarter ending March 2019	1,380	→
Variance since March 2018	(3.6%)	↓



ACTIVITY



Month	Adjusted Scheduled Activity (UDA)	
	2018	2019
April	57	71
May	70	460
June	867	667
July	1,409	1,306
August	1,724	1,674
September	2,107	2,104
October	2,591	2,506
November	3,047	2,951
December	3,047	3,142
January	4,064	3,670
February	4,682	4,089
March	5,045	4,649
April	5,303	5,262
May	5,519	5,470
June	5,519	5,524

QUALITY

	Quantity	Base Number	Contract	AT	Region	England
% of FP17s for the same patient ID Re-attending within 3 months - Children	14	480	2.9%	10.7%	11.9%	11.8%
% of FP17s for the same patient ID Re-attending within 3 months - Adults	72	1,193	6.0%	16.1%	16.9%	15.7%
% of FP17s for the same patient ID Re-attending between 3 & 9 months - Children	239	480	49.8%	45.1%	48.9%	58.9%
% of FP17s for the same patient ID Re-attending between 3 & 9 months - Adults	508	1,193	42.6%	36.9%	38.9%	50.8%
% of FP17s for Band 1 Urgent Courses	13	1,706	0.8%	10.9%	10.7%	9.1%
% of FP17s Relating to Free Repair or Replacements	2	1,706	0.1%	0.5%	0.5%	0.8%
% of FP17s Relating to Continuations	0	1,706	0.0%	0.7%	0.7%	0.9%
% of Patients satisfied with the dentistry they have received	0	0	N/A	89.9%	89.1%	92.5%
% of Patients satisfied with the time they had to wait for an appointment	0	0	N/A	79.6%	83.1%	87.0%

* This is based on patients treated on this contract for their most recent course of treatment. Figures in italics indicate the base number of FP17s or Patient Questionnaire responses are less than 100. N/A is shown where the base number of responses is less than 10 during the period. % is calculated as Quantity/Base number*100

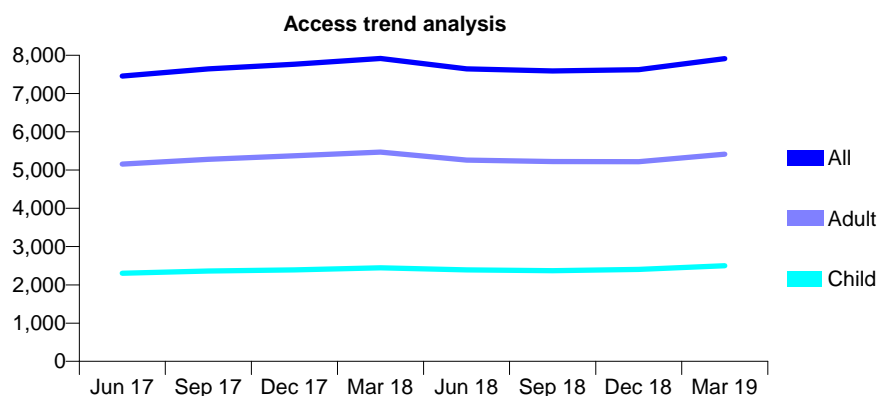
Q61 - Vital Signs At a Glance Contract Report for 921742/0002 - Year end March 2019

Name or company name	MR AA OJETUNDE
Contract type name	GDS Contract
Purpose of contract	General
Contract start date	01/04/2006
Contract end date	

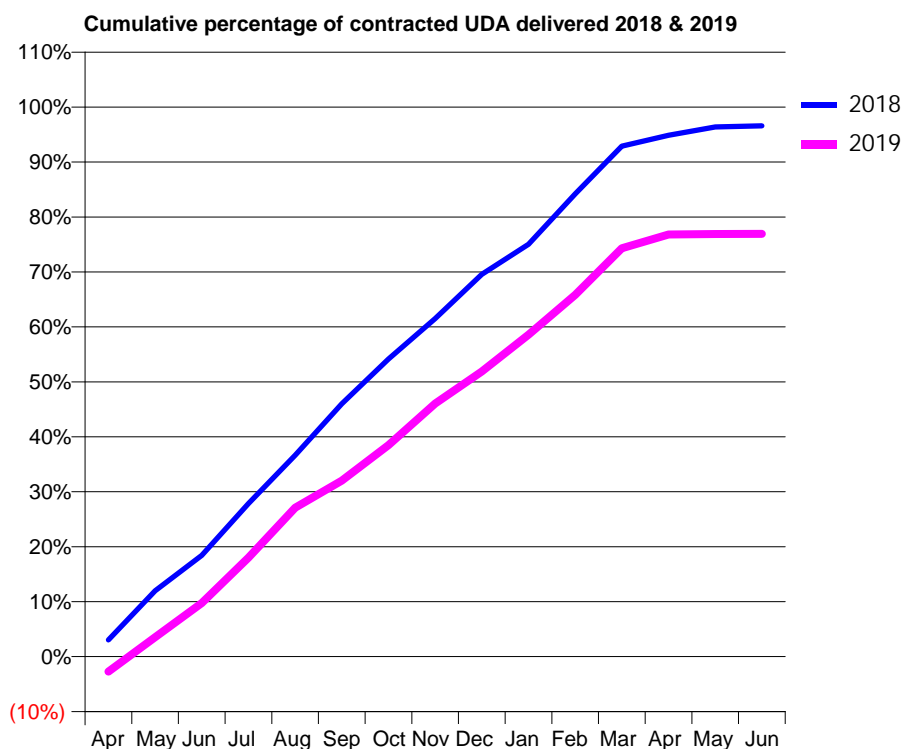
18/19 Contracted general activity (UDA)	31,006
Carry forward general activity (UDA)	1,054
18/19 Contracted orthodontic activity (UOA)	0
Carry forward orthodontic activity (UOA)	0
Baseline contract value	£1,015,581.29

ACCESS*

Patients seen in 24 months	Total	Change since previous quarter
Quarter ending March 2018	7,917	
Quarter ending June 2018	7,645	↓
Quarter ending September 2018	7,592	→
Quarter ending December 2018	7,624	→
Quarter ending March 2019	7,910	↑
Variance since March 2018	(0.1%)	→



ACTIVITY



Month	Adjusted Scheduled Activity (UDA)	
	2018	2019
April	942	-857
May	3,721	1,097
June	5,712	3,022
July	8,636	5,584
August	11,369	8,404
September	14,263	9,931
October	16,793	11,936
November	19,077	14,283
December	21,570	16,087
January	23,264	18,159
February	26,107	20,413
March	28,799	23,040
April	29,419	23,822
May	29,881	23,842
June	29,952	23,845

QUALITY

	Quantity	Base Number	Contract	AT	Region	England
% of FP17s for the same patient ID Re-attending within 3 months - Children	239	2,558	9.3%	10.7%	11.9%	11.8%
% of FP17s for the same patient ID Re-attending within 3 months - Adults	787	5,022	15.7%	16.1%	16.9%	15.7%
% of FP17s for the same patient ID Re-attending between 3 & 9 months - Children	744	2,558	29.1%	45.1%	48.9%	58.9%
% of FP17s for the same patient ID Re-attending between 3 & 9 months - Adults	1,155	5,022	23.0%	36.9%	38.9%	50.8%
% of FP17s for Band 1 Urgent Courses	992	7,542	13.2%	10.9%	10.7%	9.1%
% of FP17s Relating to Free Repair or Replacements	76	7,542	1.0%	0.5%	0.5%	0.8%
% of FP17s Relating to Continuations	124	7,542	1.6%	0.7%	0.7%	0.9%
% of Patients satisfied with the dentistry they have received	2	2	N/A	89.9%	89.1%	92.5%
% of Patients satisfied with the time they had to wait for an appointment	2	2	N/A	79.6%	83.1%	87.0%

* This is based on patients treated on this contract for their most recent course of treatment. Figures in italics indicate the base number of FP17s or Patient Questionnaire responses are less than 100. N/A is shown where the base number of responses is less than 10 during the period. % is calculated as Quantity/Base number*100

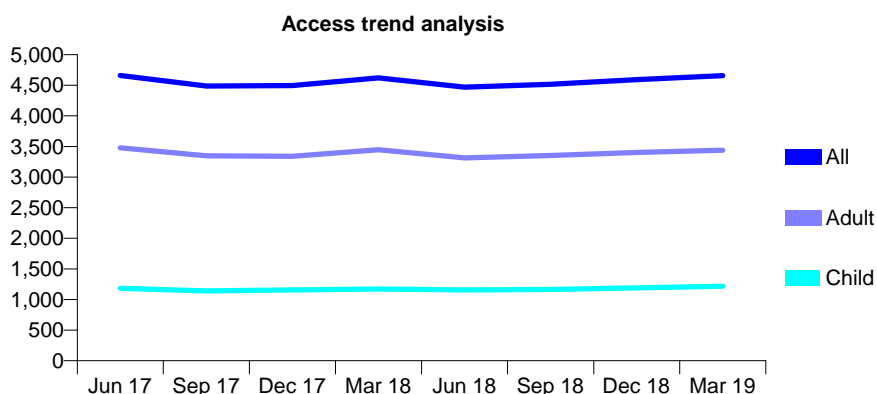
Q61 - Vital Signs At a Glance Contract Report for 921777/0001 - Year end March 2019

Name or company name	MISS A AGGARWAL
Contract type name	GDS Contract
Purpose of contract	General
Contract start date	01/04/2006
Contract end date	

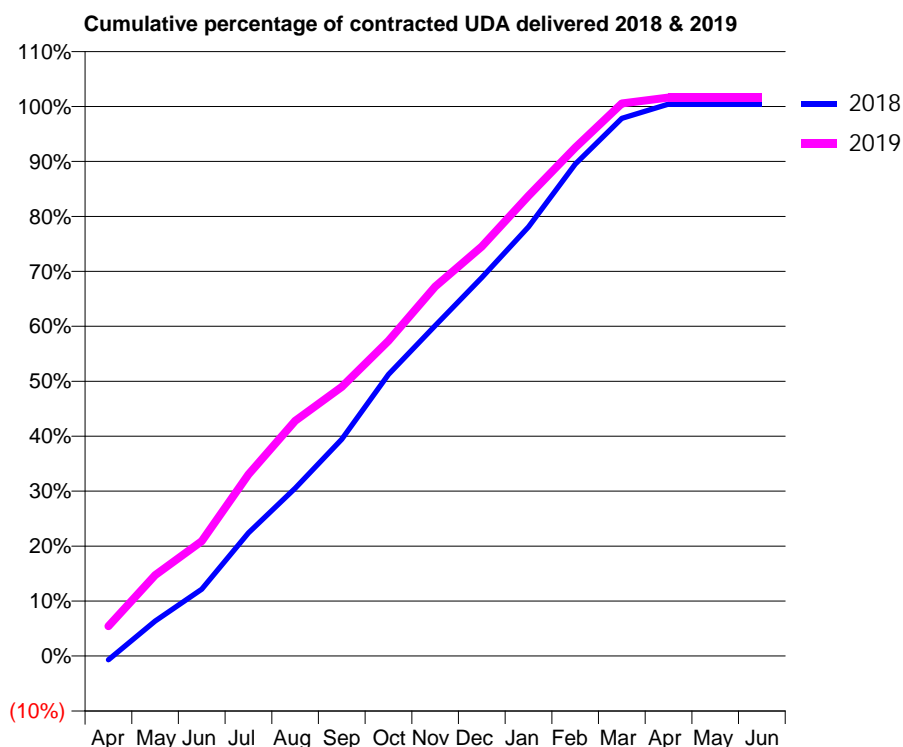
18/19 Contracted general activity (UDA)	11,405
Carry forward general activity (UDA)	-48
18/19 Contracted orthodontic activity (UOA)	0
Carry forward orthodontic activity (UOA)	0
Baseline contract value	£294,018.62

ACCESS*

Patients seen in 24 months	Total	Change since previous quarter
Quarter ending March 2018	4,620	
Quarter ending June 2018	4,469	↓
Quarter ending September 2018	4,515	→
Quarter ending December 2018	4,592	→
Quarter ending March 2019	4,657	→
Variance since March 2018	0.8%	→



ACTIVITY



Month	Adjusted Scheduled Activity (UDA)	
	2018	2019
April	-78	617
May	727	1,677
June	1,387	2,385
July	2,555	3,767
August	3,484	4,880
September	4,500	5,586
October	5,844	6,542
November	6,858	7,668
December	7,853	8,497
January	8,904	9,549
February	10,210	10,553
March	11,157	11,469
April	11,454	11,589
May	11,453	11,589
June	11,453	11,588

QUALITY

	Quantity	Base Number	Contract	AT	Region	England
% of FP17s for the same patient ID Re-attending within 3 months - Children	167	1,923	8.7%	10.7%	11.9%	11.8%
% of FP17s for the same patient ID Re-attending within 3 months - Adults	737	4,851	15.2%	16.1%	16.9%	15.7%
% of FP17s for the same patient ID Re-attending between 3 & 9 months - Children	1,074	1,923	55.9%	45.1%	48.9%	58.9%
% of FP17s for the same patient ID Re-attending between 3 & 9 months - Adults	2,650	4,851	54.6%	36.9%	38.9%	50.8%
% of FP17s for Band 1 Urgent Courses	745	6,698	11.1%	10.9%	10.7%	9.1%
% of FP17s Relating to Free Repair or Replacements	89	6,698	1.3%	0.5%	0.5%	0.8%
% of FP17s Relating to Continuations	15	6,698	0.2%	0.7%	0.7%	0.9%
% of Patients satisfied with the dentistry they have received	1	1	N/A	89.9%	89.1%	92.5%
% of Patients satisfied with the time they had to wait for an appointment	1	1	N/A	79.6%	83.1%	87.0%

* This is based on patients treated on this contract for their most recent course of treatment. Figures in italics indicate the base number of FP17s or Patient Questionnaire responses are less than 100. N/A is shown where the base number of responses is less than 10 during the period. % is calculated as Quantity/Base number*100

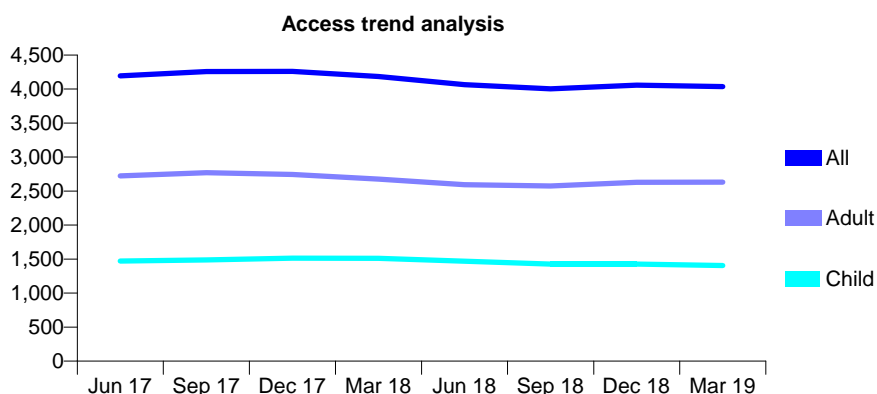
Q61 - Vital Signs At a Glance Contract Report for 925942/0001 - Year end March 2019

Name or company name	MR YR SARWAR
Contract type name	GDS Contract
Purpose of contract	General
Contract start date	01/04/2006
Contract end date	

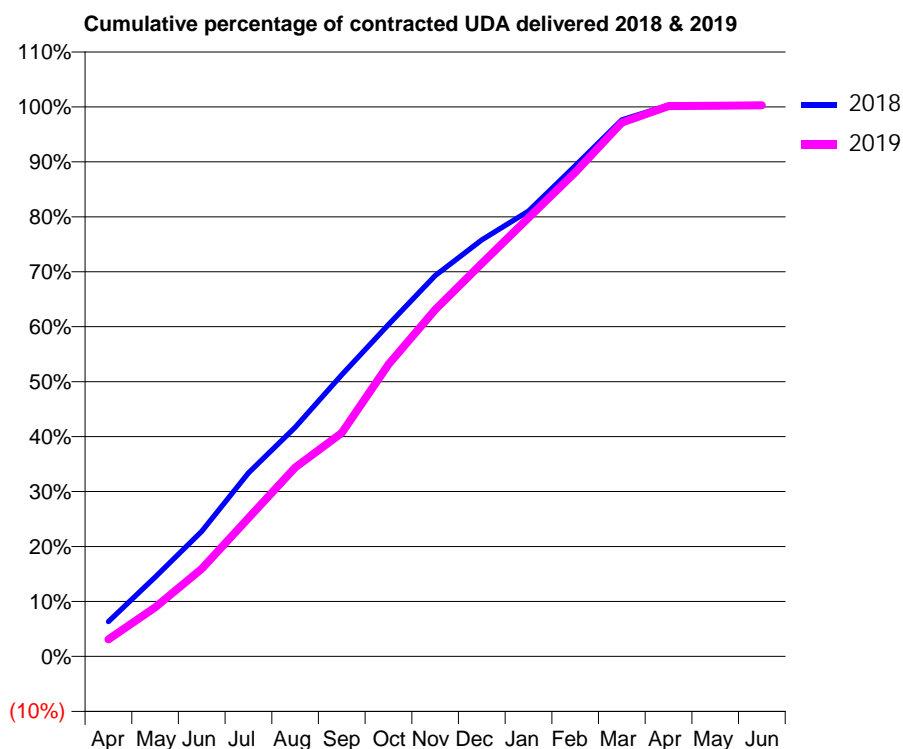
18/19 Contracted general activity (UDA)	8,836
Carry forward general activity (UDA)	-30
18/19 Contracted orthodontic activity (UOA)	0
Carry forward orthodontic activity (UOA)	0
Baseline contract value	£229,150.97

ACCESS*

Patients seen in 24 months	Total	Change since previous quarter
Quarter ending March 2018	4,186	
Quarter ending June 2018	4,066	↓
Quarter ending September 2018	4,002	↓
Quarter ending December 2018	4,057	→
Quarter ending March 2019	4,037	→
Variance since March 2018	(3.6%)	↓



ACTIVITY



Month	Adjusted Scheduled Activity (UDA)	
	2018	2019
April	560	273
May	1,275	790
June	2,011	1,410
July	2,949	2,225
August	3,685	3,038
September	4,527	3,592
October	5,337	4,695
November	6,122	5,577
December	6,697	6,318
January	7,161	7,052
February	7,887	7,782
March	8,627	8,582
April	8,861	8,849
May	8,861	8,852
June	8,866	8,861

QUALITY

	Quantity	Base Number	Contract	AT	Region	England
% of FP17s for the same patient ID Re-attending within 3 months - Children	119	1,687	7.1%	10.7%	11.9%	11.8%
% of FP17s for the same patient ID Re-attending within 3 months - Adults	351	2,640	13.3%	16.1%	16.9%	15.7%
% of FP17s for the same patient ID Re-attending between 3 & 9 months - Children	794	1,687	47.1%	45.1%	48.9%	58.9%
% of FP17s for the same patient ID Re-attending between 3 & 9 months - Adults	948	2,640	35.9%	36.9%	38.9%	50.8%
% of FP17s for Band 1 Urgent Courses	331	3,589	9.2%	10.9%	10.7%	9.1%
% of FP17s Relating to Free Repair or Replacements	17	3,589	0.5%	0.5%	0.5%	0.8%
% of FP17s Relating to Continuations	65	3,589	1.8%	0.7%	0.7%	0.9%
% of Patients satisfied with the dentistry they have received	0	0	N/A	89.9%	89.1%	92.5%
% of Patients satisfied with the time they had to wait for an appointment	0	0	N/A	79.6%	83.1%	87.0%

* This is based on patients treated on this contract for their most recent course of treatment. Figures in italics indicate the base number of FP17s or Patient Questionnaire responses are less than 100. N/A is shown where the base number of responses is less than 10 during the period. % is calculated as Quantity/Base number*100

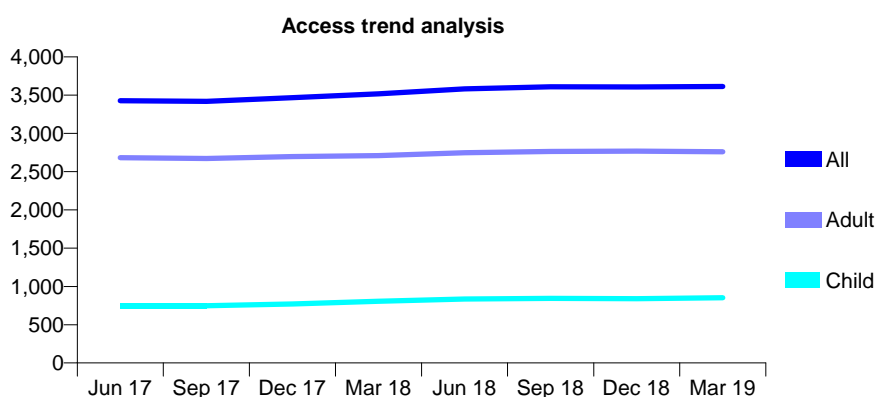
Q61 - Vital Signs At a Glance Contract Report for 925985/0001 - Year end March 2019

Name or company name	MR S CHOPRA
Contract type name	GDS Contract
Purpose of contract	General
Contract start date	01/04/2006
Contract end date	

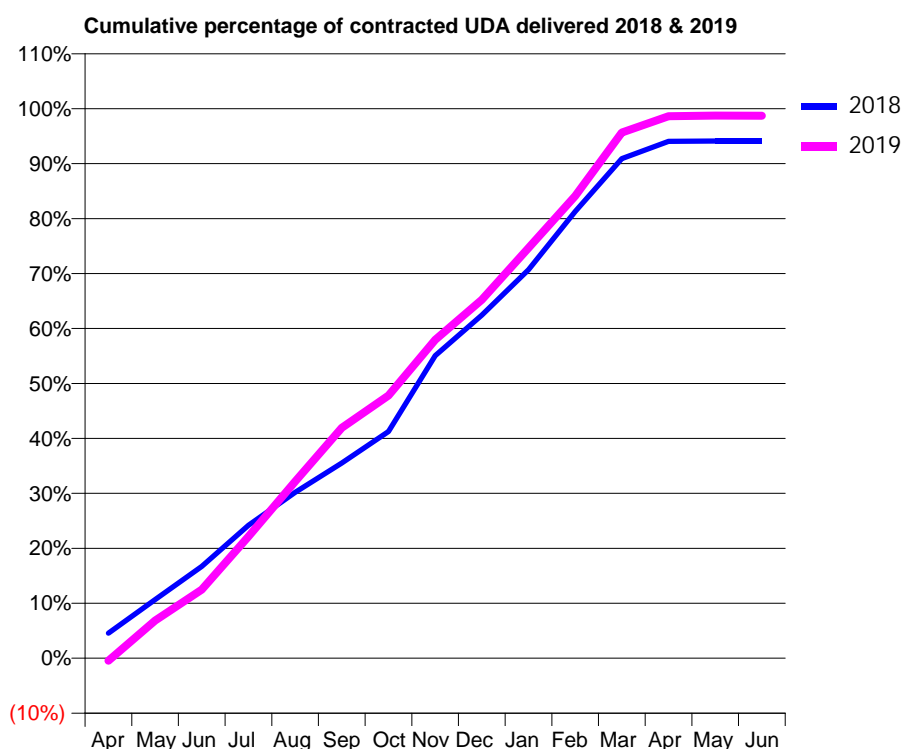
18/19 Contracted general activity (UDA)	6,963
Carry forward general activity (UDA)	411
18/19 Contracted orthodontic activity (UOA)	0
Carry forward orthodontic activity (UOA)	0
Baseline contract value	£247,548.54

ACCESS*

Patients seen in 24 months	Total	Change since previous quarter
Quarter ending March 2018	3,516	
Quarter ending June 2018	3,583	→
Quarter ending September 2018	3,608	→
Quarter ending December 2018	3,607	→
Quarter ending March 2019	3,613	→
Variance since March 2018	2.8%	↑



ACTIVITY



Month	Adjusted Scheduled Activity (UDA)	
	2018	2019
April	317	-32
May	744	477
June	1,163	869
July	1,684	1,542
August	2,103	2,239
September	2,473	2,920
October	2,872	3,330
November	3,833	4,034
December	4,347	4,542
January	4,923	5,199
February	5,659	5,858
March	6,328	6,661
April	6,549	6,868
May	6,552	6,874
June	6,552	6,873

QUALITY

	Quantity	Base Number	Contract	AT	Region	England
% of FP17s for the same patient ID Re-attending within 3 months - Children	74	1,057	7.0%	10.7%	11.9%	11.8%
% of FP17s for the same patient ID Re-attending within 3 months - Adults	267	2,721	9.8%	16.1%	16.9%	15.7%
% of FP17s for the same patient ID Re-attending between 3 & 9 months - Children	477	1,057	45.1%	45.1%	48.9%	58.9%
% of FP17s for the same patient ID Re-attending between 3 & 9 months - Adults	860	2,721	31.6%	36.9%	38.9%	50.8%
% of FP17s for Band 1 Urgent Courses	219	3,210	6.8%	10.9%	10.7%	9.1%
% of FP17s Relating to Free Repair or Replacements	16	3,210	0.5%	0.5%	0.5%	0.8%
% of FP17s Relating to Continuations	10	3,210	0.3%	0.7%	0.7%	0.9%
% of Patients satisfied with the dentistry they have received	0	0	N/A	89.9%	89.1%	92.5%
% of Patients satisfied with the time they had to wait for an appointment	0	0	N/A	79.6%	83.1%	87.0%

* This is based on patients treated on this contract for their most recent course of treatment.

Figures in italics indicate the base number of FP17s or Patient Questionnaire responses are less than 100. N/A is shown where the base number of responses is less than 10 during the period. % is calculated as Quantity/Base number*100

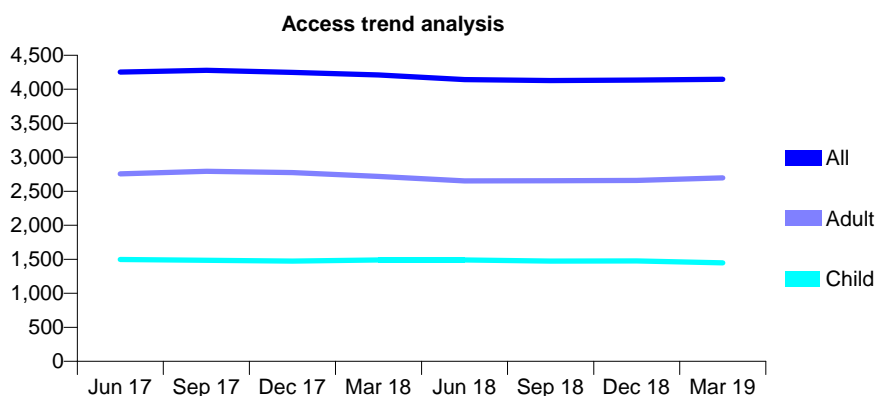
Q61 - Vital Signs At a Glance Contract Report for 926094/0001 - Year end March 2019

Name or company name	MR AN AL-ATTAR
Contract type name	GDS Contract
Purpose of contract	General
Contract start date	01/04/2006
Contract end date	

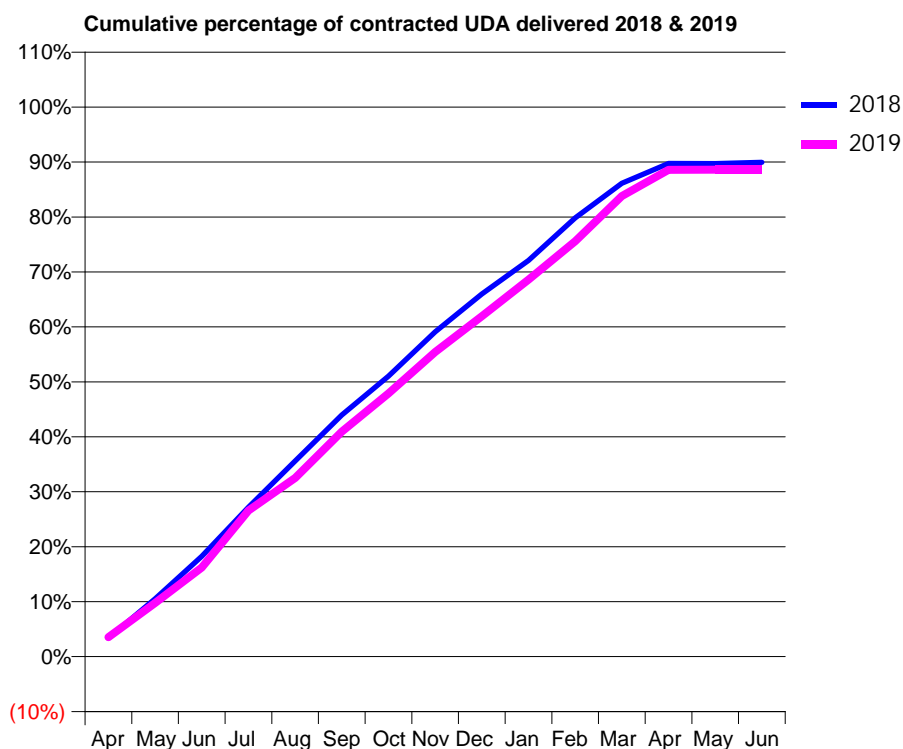
18/19 Contracted general activity (UDA)	12,876
Carry forward general activity (UDA)	0
18/19 Contracted orthodontic activity (UOA)	0
Carry forward orthodontic activity (UOA)	0
Baseline contract value	£398,663.97

ACCESS*

Patients seen in 24 months	Total	Change since previous quarter
Quarter ending March 2018	4,211	
Quarter ending June 2018	4,143	↓
Quarter ending September 2018	4,129	→
Quarter ending December 2018	4,136	→
Quarter ending March 2019	4,147	→
Variance since March 2018	(1.5%)	↓



ACTIVITY



Month	Adjusted Scheduled Activity (UDA)	
	2018	2019
April	437	458
May	1,356	1,259
June	2,351	2,088
July	3,502	3,424
August	4,586	4,187
September	5,661	5,270
October	6,574	6,166
November	7,611	7,138
December	8,494	7,975
January	9,283	8,831
February	10,278	9,731
March	11,091	10,790
April	11,554	11,406
May	11,551	11,408
June	11,582	11,408

QUALITY

	Quantity	Base Number	Contract	AT	Region	England
% of FP17s for the same patient ID Re-attending within 3 months - Children	126	1,643	7.7%	10.7%	11.9%	11.8%
% of FP17s for the same patient ID Re-attending within 3 months - Adults	512	3,168	16.2%	16.1%	16.9%	15.7%
% of FP17s for the same patient ID Re-attending between 3 & 9 months - Children	618	1,643	37.6%	45.1%	48.9%	58.9%
% of FP17s for the same patient ID Re-attending between 3 & 9 months - Adults	1,154	3,168	36.4%	36.9%	38.9%	50.8%
% of FP17s for Band 1 Urgent Courses	325	4,896	6.6%	10.9%	10.7%	9.1%
% of FP17s Relating to Free Repair or Replacements	22	4,896	0.4%	0.5%	0.5%	0.8%
% of FP17s Relating to Continuations	78	4,896	1.6%	0.7%	0.7%	0.9%
% of Patients satisfied with the dentistry they have received	2	2	N/A	89.9%	89.1%	92.5%
% of Patients satisfied with the time they had to wait for an appointment	2	2	N/A	79.6%	83.1%	87.0%

* This is based on patients treated on this contract for their most recent course of treatment. Figures in italics indicate the base number of FP17s or Patient Questionnaire responses are less than 100. N/A is shown where the base number of responses is less than 10 during the period. % is calculated as Quantity/Base number*100

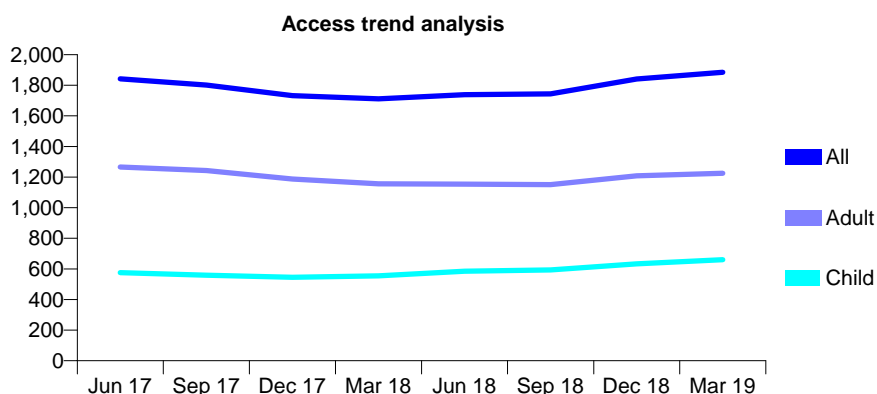
Q61 - Vital Signs At a Glance Contract Report for 927996/0001 - Year end March 2019

Name or company name	MR WU ABALEKE
Contract type name	GDS Contract
Purpose of contract	General
Contract start date	01/04/2006
Contract end date	

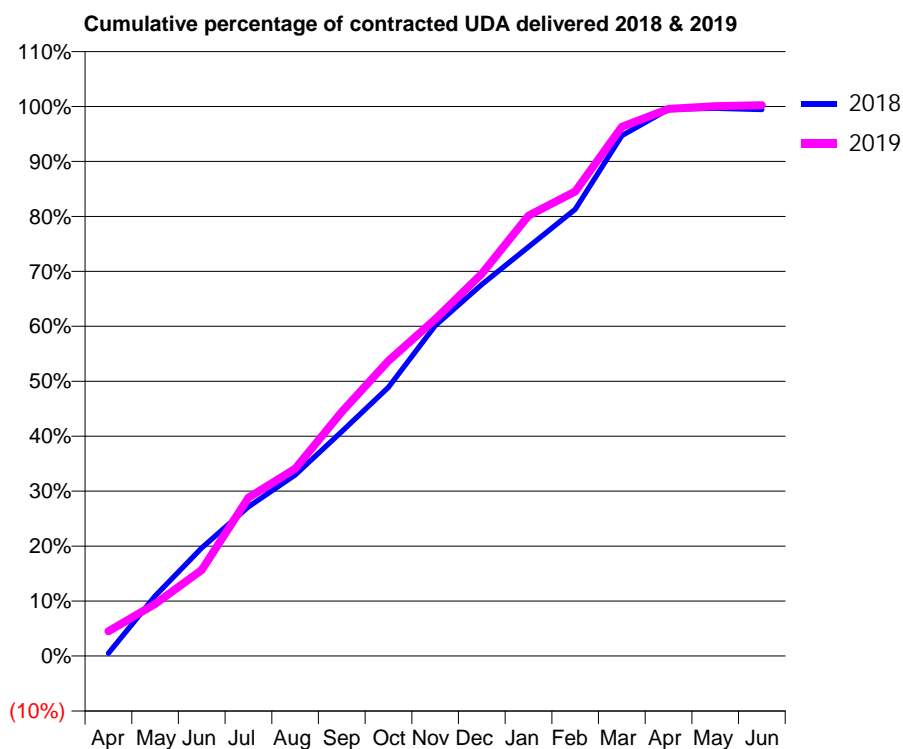
18/19 Contracted general activity (UDA)	5,148
Carry forward general activity (UDA)	29
18/19 Contracted orthodontic activity (UOA)	0
Carry forward orthodontic activity (UOA)	0
Baseline contract value	£167,288.43

ACCESS*

Patients seen in 24 months	Total	Change since previous quarter
Quarter ending March 2018	1,711	
Quarter ending June 2018	1,739	→
Quarter ending September 2018	1,744	→
Quarter ending December 2018	1,841	↑
Quarter ending March 2019	1,885	↑
Variance since March 2018	10.2%	↑



ACTIVITY



Month	Adjusted Scheduled Activity (UDA)	
	2018	2019
April	26	232
May	563	488
June	1,013	807
July	1,399	1,483
August	1,698	1,755
September	2,103	2,286
October	2,518	2,765
November	3,096	3,156
December	3,480	3,581
January	3,832	4,125
February	4,184	4,352
March	4,876	4,958
April	5,122	5,125
May	5,131	5,150
June	5,119	5,159

QUALITY

	Quantity	Base Number	Contract	AT	Region	England
% of FP17s for the same patient ID Re-attending within 3 months - Children	101	1,112	9.1%	10.7%	11.9%	11.8%
% of FP17s for the same patient ID Re-attending within 3 months - Adults	280	1,720	16.3%	16.1%	16.9%	15.7%
% of FP17s for the same patient ID Re-attending between 3 & 9 months - Children	646	1,112	58.1%	45.1%	48.9%	58.9%
% of FP17s for the same patient ID Re-attending between 3 & 9 months - Adults	863	1,720	50.2%	36.9%	38.9%	50.8%
% of FP17s for Band 1 Urgent Courses	172	2,119	8.1%	10.9%	10.7%	9.1%
% of FP17s Relating to Free Repair or Replacements	9	2,119	0.4%	0.5%	0.5%	0.8%
% of FP17s Relating to Continuations	4	2,119	0.2%	0.7%	0.7%	0.9%
% of Patients satisfied with the dentistry they have received	0	0	N/A	89.9%	89.1%	92.5%
% of Patients satisfied with the time they had to wait for an appointment	0	0	N/A	79.6%	83.1%	87.0%

* This is based on patients treated on this contract for their most recent course of treatment. Figures in italics indicate the base number of FP17s or Patient Questionnaire responses are less than 100. N/A is shown where the base number of responses is less than 10 during the period. % is calculated as Quantity/Base number*100

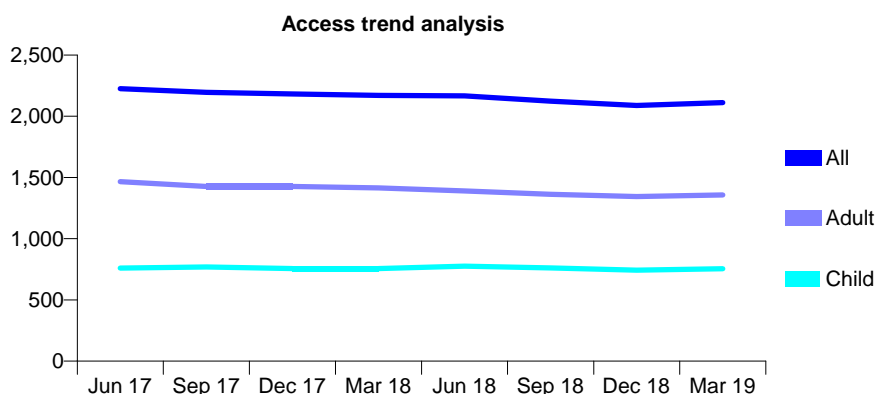
Q61 - Vital Signs At a Glance Contract Report for 929123/0001 - Year end March 2019

Name or company name	MR R MEHROTRA
Contract type name	Pilot Contract
Purpose of contract	General
Contract start date	01/04/2006
Contract end date	

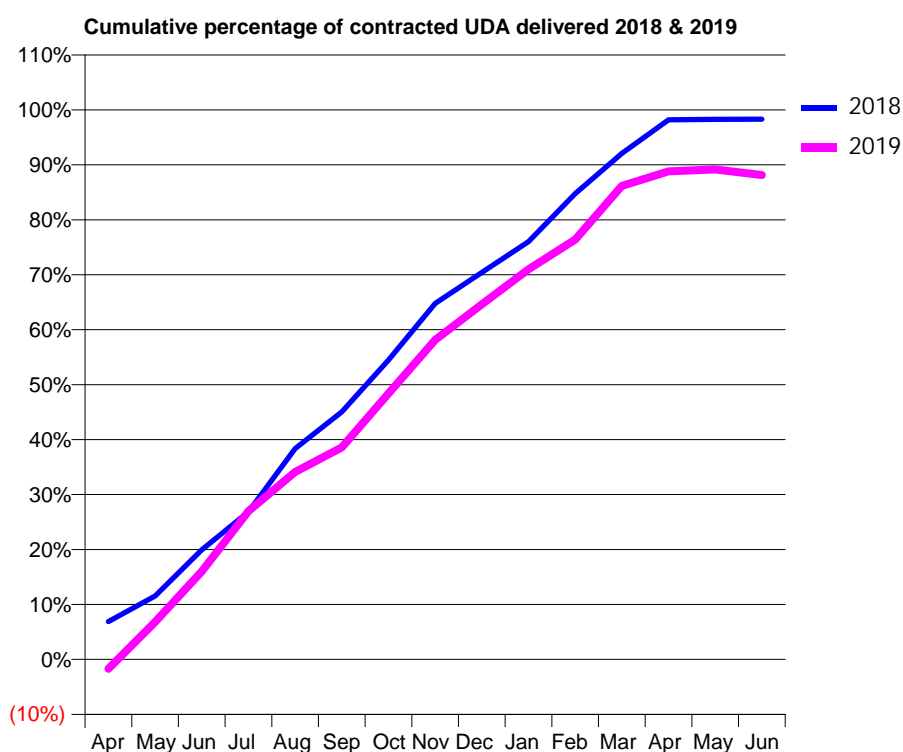
18/19 Contracted general activity (UDA)	6,329
Carry forward general activity (UDA)	108
18/19 Contracted orthodontic activity (UOA)	0
Carry forward orthodontic activity (UOA)	0
Baseline contract value	£231,239.50

ACCESS*

Patients seen in 24 months	Total	Change since previous quarter
Quarter ending March 2018	2,171	
Quarter ending June 2018	2,166	→
Quarter ending September 2018	2,124	↓
Quarter ending December 2018	2,089	↓
Quarter ending March 2019	2,112	→
Variance since March 2018	(2.7%)	↓



ACTIVITY



Month	2018	2019
April	435	-108
May	730	433
June	1,261	1,014
July	1,701	1,709
August	2,429	2,160
September	2,850	2,442
October	3,447	3,062
November	4,099	3,681
December	4,457	4,089
January	4,811	4,494
February	5,363	4,835
March	5,826	5,454
April	6,215	5,620
May	6,219	5,642
June	6,221	5,579

QUALITY

	Quantity	Base Number	Contract	AT	Region	England
% of FP17s for the same patient ID Re-attending within 3 months - Children	67	969	6.9%	10.7%	11.9%	11.8%
% of FP17s for the same patient ID Re-attending within 3 months - Adults	230	1,530	15.0%	16.1%	16.9%	15.7%
% of FP17s for the same patient ID Re-attending between 3 & 9 months - Children	485	969	50.1%	45.1%	48.9%	58.9%
% of FP17s for the same patient ID Re-attending between 3 & 9 months - Adults	614	1,530	40.1%	36.9%	38.9%	50.8%
% of FP17s for Band 1 Urgent Courses	167	2,438	6.8%	10.9%	10.7%	9.1%
% of FP17s Relating to Free Repair or Replacements	36	2,438	1.5%	0.5%	0.5%	0.8%
% of FP17s Relating to Continuations	52	2,438	2.1%	0.7%	0.7%	0.9%
% of Patients satisfied with the dentistry they have received	0	0	N/A	89.9%	89.1%	92.5%
% of Patients satisfied with the time they had to wait for an appointment	0	0	N/A	79.6%	83.1%	87.0%

* This is based on patients treated on this contract for their most recent course of treatment. Figures in italics indicate the base number of FP17s or Patient Questionnaire responses are less than 100. N/A is shown where the base number of responses is less than 10 during the period. % is calculated as Quantity/Base number*100

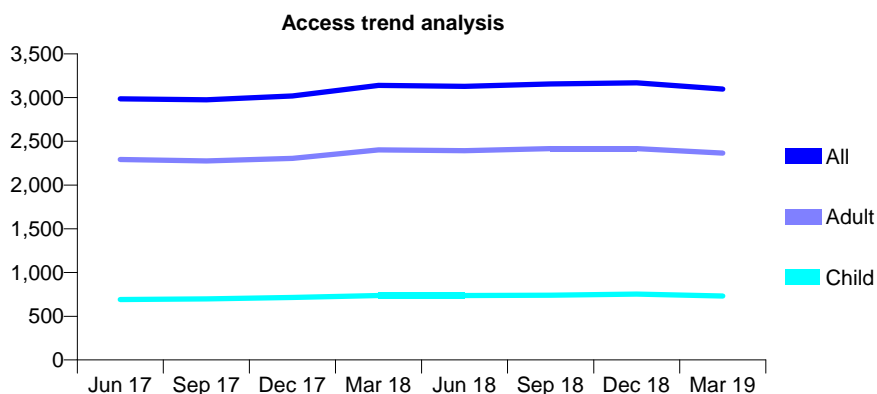
Q61 - Vital Signs At a Glance Contract Report for 929794/0001 - Year end March 2019

Name or company name	MR NM OPARVAR
Contract type name	GDS Contract
Purpose of contract	General
Contract start date	01/04/2006
Contract end date	

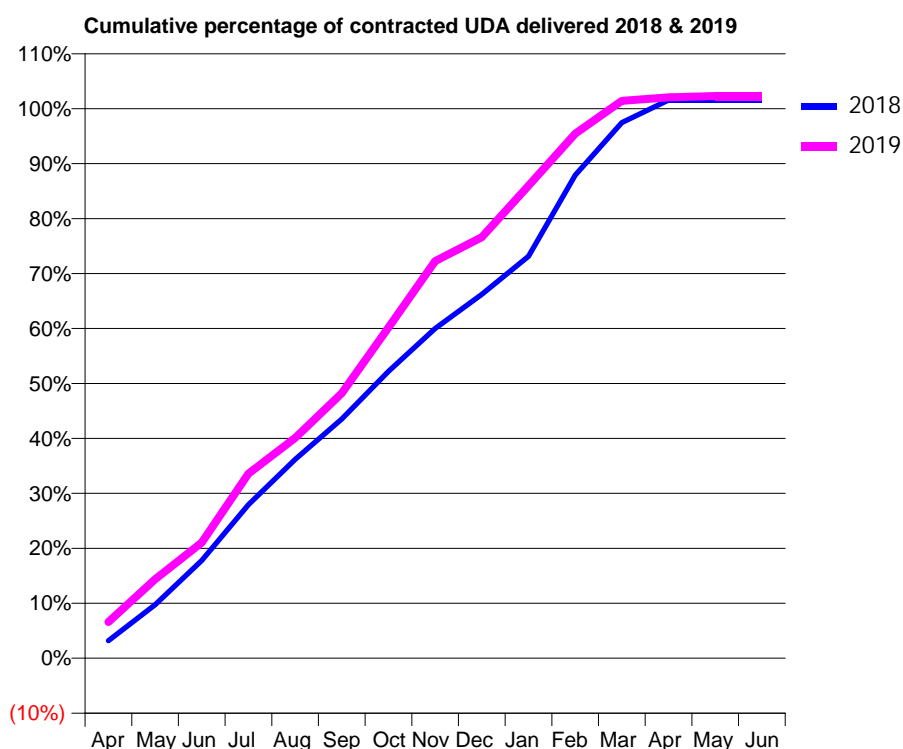
18/19 Contracted general activity (UDA)	6,907
Carry forward general activity (UDA)	-109
18/19 Contracted orthodontic activity (UOA)	0
Carry forward orthodontic activity (UOA)	0
Baseline contract value	£185,813.33

ACCESS*

Patients seen in 24 months	Total	Change since previous quarter
Quarter ending March 2018	3,140	
Quarter ending June 2018	3,128	→
Quarter ending September 2018	3,156	→
Quarter ending December 2018	3,169	→
Quarter ending March 2019	3,097	↓
Variance since March 2018	(1.4%)	↓



ACTIVITY



Adjusted Scheduled Activity (UDA)		
Month	2018	2019
April	220	455
May	673	993
June	1,228	1,454
July	1,930	2,321
August	2,500	2,770
September	3,006	3,330
October	3,606	4,156
November	4,144	4,993
December	4,573	5,290
January	5,051	5,939
February	6,072	6,593
March	6,732	7,006
April	7,016	7,049
May	7,016	7,066
June	7,016	7,066

QUALITY

	Quantity	Base Number	Contract	AT	Region	England
% of FP17s for the same patient ID Re-attending within 3 months - Children	35	895	3.9%	10.7%	11.9%	11.8%
% of FP17s for the same patient ID Re-attending within 3 months - Adults	226	2,690	8.4%	16.1%	16.9%	15.7%
% of FP17s for the same patient ID Re-attending between 3 & 9 months - Children	489	895	54.6%	45.1%	48.9%	58.9%
% of FP17s for the same patient ID Re-attending between 3 & 9 months - Adults	1,303	2,690	48.4%	36.9%	38.9%	50.8%
% of FP17s for Band 1 Urgent Courses	260	3,506	7.4%	10.9%	10.7%	9.1%
% of FP17s Relating to Free Repair or Replacements	0	3,506	0.0%	0.5%	0.5%	0.8%
% of FP17s Relating to Continuations	16	3,506	0.5%	0.7%	0.7%	0.9%
% of Patients satisfied with the dentistry they have received	0	1	N/A	89.9%	89.1%	92.5%
% of Patients satisfied with the time they had to wait for an appointment	0	1	N/A	79.6%	83.1%	87.0%

* This is based on patients treated on this contract for their most recent course of treatment.

Figures in italics indicate the base number of FP17s or Patient Questionnaire responses are less than 100. N/A is shown where the base number of responses is less than 10 during the period. % is calculated as Quantity/Base number*100

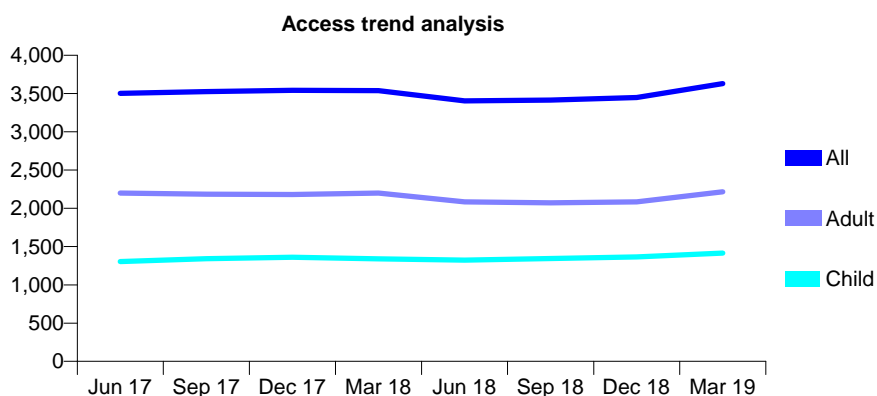
Q61 - Vital Signs At a Glance Contract Report for 932655/0001 - Year end March 2019

Name or company name	MR M POURHASSAN GHAZIJAHANI
Contract type name	GDS Contract
Purpose of contract	General
Contract start date	01/04/2006
Contract end date	

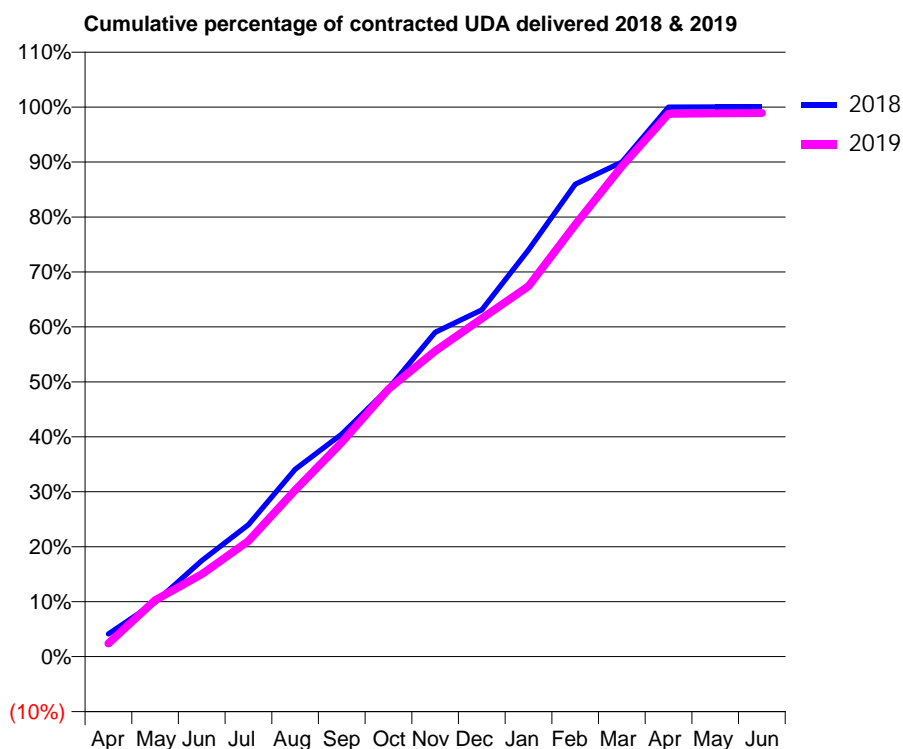
18/19 Contracted general activity (UDA)	7,776
Carry forward general activity (UDA)	-1
18/19 Contracted orthodontic activity (UOA)	0
Carry forward orthodontic activity (UOA)	0
Baseline contract value	£222,863.78

ACCESS*

Patients seen in 24 months	Total	Change since previous quarter
Quarter ending March 2018	3,537	
Quarter ending June 2018	3,405	↓
Quarter ending September 2018	3,415	→
Quarter ending December 2018	3,449	→
Quarter ending March 2019	3,630	↑
Variance since March 2018	2.6%	↑



ACTIVITY



Month	Adjusted Scheduled Activity (UDA)	
	2018	2019
April	323	188
May	769	799
June	1,357	1,165
July	1,867	1,636
August	2,651	2,357
September	3,148	3,031
October	3,794	3,786
November	4,590	4,323
December	4,907	4,785
January	5,754	5,242
February	6,685	6,110
March	6,995	6,937
April	7,776	7,681
May	7,777	7,687
June	7,777	7,690

QUALITY

	Quantity	Base Number	Contract	AT	Region	England
% of FP17s for the same patient ID Re-attending within 3 months - Children	77	1,694	4.5%	10.7%	11.9%	11.8%
% of FP17s for the same patient ID Re-attending within 3 months - Adults	186	2,213	8.4%	16.1%	16.9%	15.7%
% of FP17s for the same patient ID Re-attending between 3 & 9 months - Children	793	1,694	46.8%	45.1%	48.9%	58.9%
% of FP17s for the same patient ID Re-attending between 3 & 9 months - Adults	865	2,213	39.1%	36.9%	38.9%	50.8%
% of FP17s for Band 1 Urgent Courses	194	3,899	5.0%	10.9%	10.7%	9.1%
% of FP17s Relating to Free Repair or Replacements	33	3,899	0.8%	0.5%	0.5%	0.8%
% of FP17s Relating to Continuations	15	3,899	0.4%	0.7%	0.7%	0.9%
% of Patients satisfied with the dentistry they have received	3	3	N/A	89.9%	89.1%	92.5%
% of Patients satisfied with the time they had to wait for an appointment	3	3	N/A	79.6%	83.1%	87.0%

* This is based on patients treated on this contract for their most recent course of treatment. Figures in italics indicate the base number of FP17s or Patient Questionnaire responses are less than 100. N/A is shown where the base number of responses is less than 10 during the period. % is calculated as Quantity/Base number*100

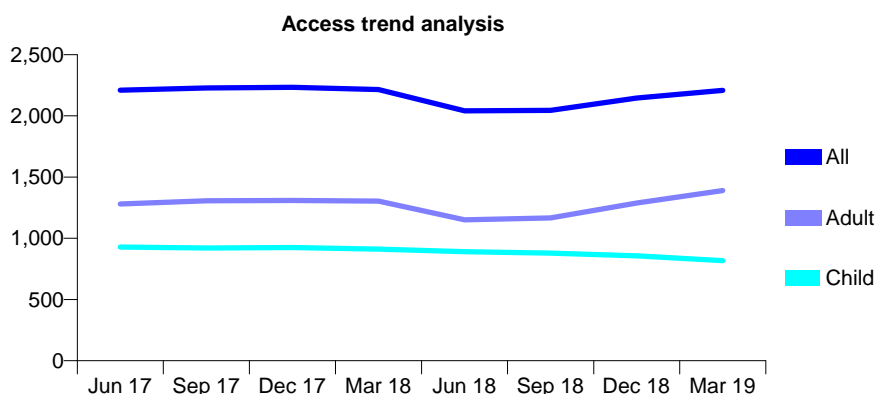
Q61 - Vital Signs At a Glance Contract Report for 932752/0002 - Year end March 2019

Name or company name	Wood Street Dental Surgery
Contract type name	GDS Contract
Purpose of contract	General
Contract start date	01/04/2006
Contract end date	

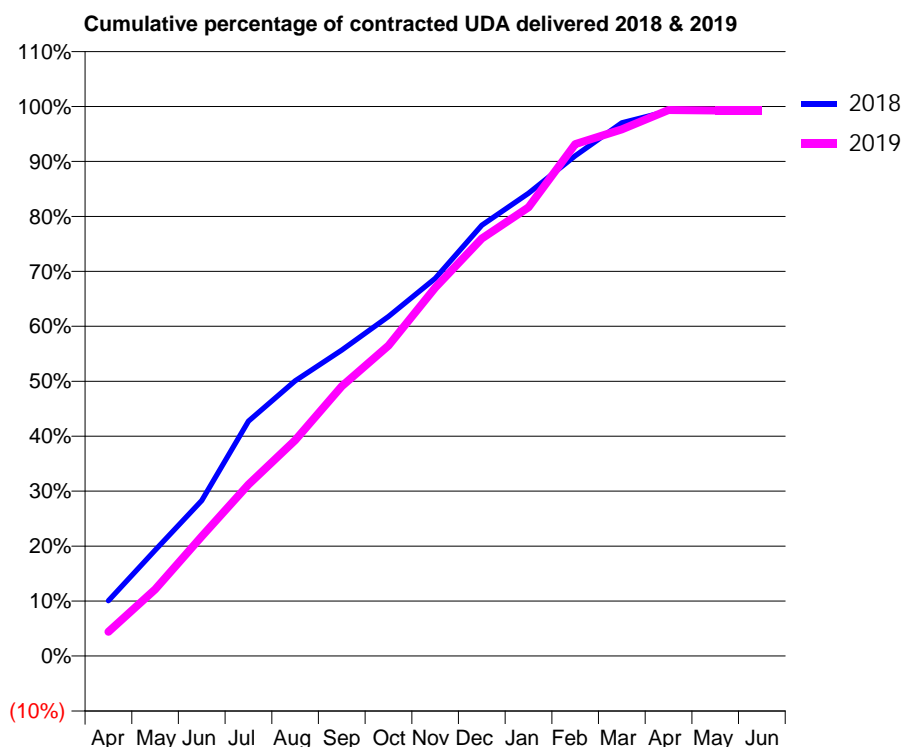
18/19 Contracted general activity (UDA)	5,651
Carry forward general activity (UDA)	47
18/19 Contracted orthodontic activity (UOA)	0
Carry forward orthodontic activity (UOA)	0
Baseline contract value	£169,061.69

ACCESS*

Patients seen in 24 months	Total	Change since previous quarter
Quarter ending March 2018	2,215	
Quarter ending June 2018	2,041	↓
Quarter ending September 2018	2,045	→
Quarter ending December 2018	2,145	↑
Quarter ending March 2019	2,209	↑
Variance since March 2018	(0.3%)	→



ACTIVITY



Month	Adjusted Scheduled Activity (UDA)	
	2018	2019
April	569	251
May	1,089	684
June	1,598	1,231
July	2,416	1,764
August	2,829	2,220
September	3,145	2,774
October	3,490	3,192
November	3,883	3,789
December	4,430	4,293
January	4,757	4,614
February	5,143	5,264
March	5,483	5,414
April	5,604	5,615
May	5,604	5,609
June	5,604	5,609

QUALITY

	Quantity	Base Number	Contract	AT	Region	England
% of FP17s for the same patient ID Re-attending within 3 months - Children	60	949	6.3%	10.7%	11.9%	11.8%
% of FP17s for the same patient ID Re-attending within 3 months - Adults	204	1,405	14.5%	16.1%	16.9%	15.7%
% of FP17s for the same patient ID Re-attending between 3 & 9 months - Children	433	949	45.6%	45.1%	48.9%	58.9%
% of FP17s for the same patient ID Re-attending between 3 & 9 months - Adults	376	1,405	26.8%	36.9%	38.9%	50.8%
% of FP17s for Band 1 Urgent Courses	372	2,394	15.5%	10.9%	10.7%	9.1%
% of FP17s Relating to Free Repair or Replacements	4	2,394	0.2%	0.5%	0.5%	0.8%
% of FP17s Relating to Continuations	1	2,394	0.0%	0.7%	0.7%	0.9%
% of Patients satisfied with the dentistry they have received	1	1	N/A	89.9%	89.1%	92.5%
% of Patients satisfied with the time they had to wait for an appointment	1	1	N/A	79.6%	83.1%	87.0%

* This is based on patients treated on this contract for their most recent course of treatment. Figures in italics indicate the base number of FP17s or Patient Questionnaire responses are less than 100. N/A is shown where the base number of responses is less than 10 during the period. % is calculated as Quantity/Base number*100

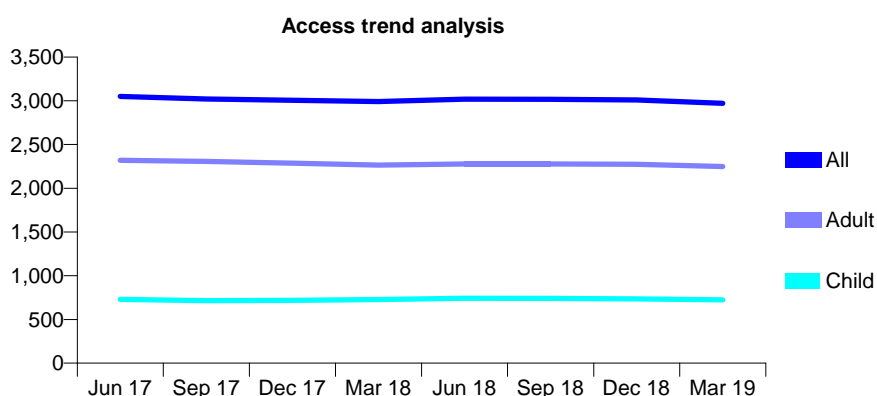
Q61 - Vital Signs At a Glance Contract Report for 932965/0001 - Year end March 2019

Name or company name	MR A MEHRI
Contract type name	GDS Contract
Purpose of contract	General
Contract start date	01/04/2006
Contract end date	

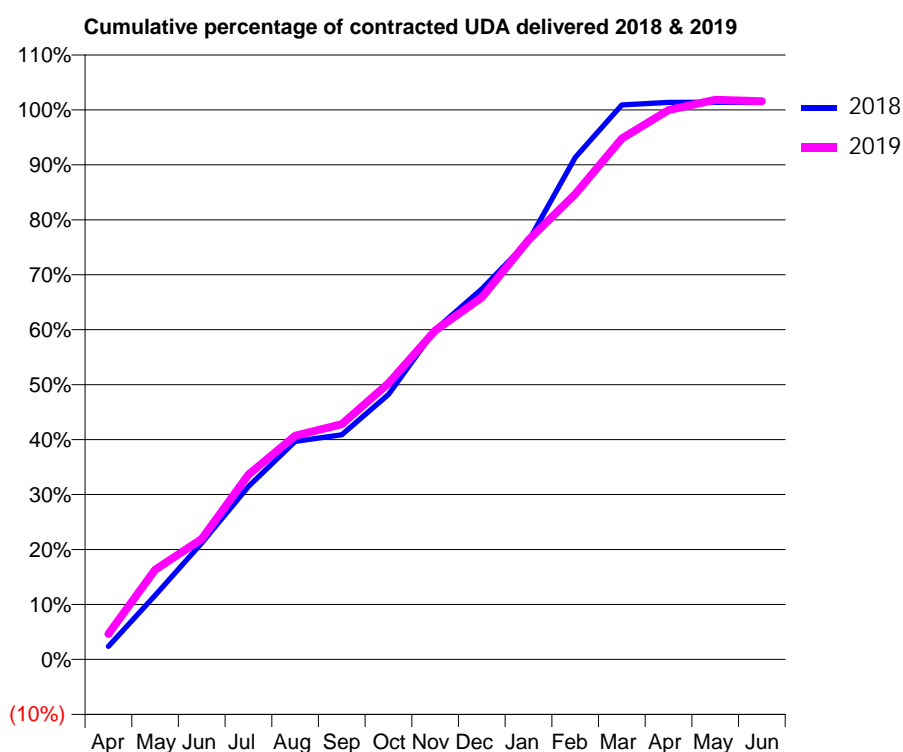
18/19 Contracted general activity (UDA)	11,839
Carry forward general activity (UDA)	0
18/19 Contracted orthodontic activity (UOA)	0
Carry forward orthodontic activity (UOA)	0
Baseline contract value	£405,819.77

ACCESS*

Patients seen in 24 months	Total	Change since previous quarter
Quarter ending March 2018	2,991	
Quarter ending June 2018	3,019	→
Quarter ending September 2018	3,018	→
Quarter ending December 2018	3,009	→
Quarter ending March 2019	2,972	↓
Variance since March 2018	(0.6%)	→



ACTIVITY



Month	Adjusted Scheduled Activity (UDA)	
	2018	2019
April	282	551
May	1,382	1,932
June	2,509	2,595
July	3,724	3,981
August	4,699	4,821
September	4,840	5,065
October	5,706	5,950
November	7,105	7,087
December	7,979	7,800
January	9,015	9,035
February	10,812	10,025
March	11,945	11,221
April	11,999	11,836
May	12,005	12,055
June	12,005	12,025

QUALITY

	Quantity	Base Number	Contract	AT	Region	England
% of FP17s for the same patient ID Re-attending within 3 months - Children	39	665	5.9%	10.7%	11.9%	11.8%
% of FP17s for the same patient ID Re-attending within 3 months - Adults	230	2,031	11.3%	16.1%	16.9%	15.7%
% of FP17s for the same patient ID Re-attending between 3 & 9 months - Children	202	665	30.4%	45.1%	48.9%	58.9%
% of FP17s for the same patient ID Re-attending between 3 & 9 months - Adults	635	2,031	31.3%	36.9%	38.9%	50.8%
% of FP17s for Band 1 Urgent Courses	236	2,842	8.3%	10.9%	10.7%	9.1%
% of FP17s Relating to Free Repair or Replacements	0	2,842	0.0%	0.5%	0.5%	0.8%
% of FP17s Relating to Continuations	9	2,842	0.3%	0.7%	0.7%	0.9%
% of Patients satisfied with the dentistry they have received	1	1	N/A	89.9%	89.1%	92.5%
% of Patients satisfied with the time they had to wait for an appointment	1	1	N/A	79.6%	83.1%	87.0%

* This is based on patients treated on this contract for their most recent course of treatment. Figures in italics indicate the base number of FP17s or Patient Questionnaire responses are less than 100. N/A is shown where the base number of responses is less than 10 during the period. % is calculated as Quantity/Base number*100

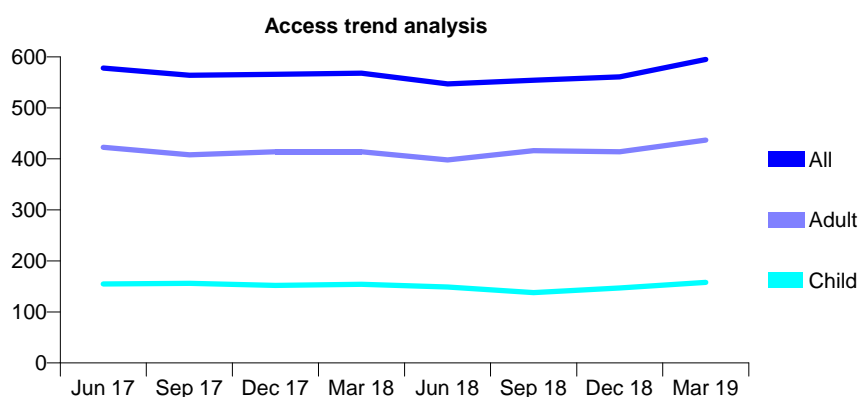
Q61 - Vital Signs At a Glance Contract Report for 932965/0002 - Year end March 2019

Name or company name	MR A MEHRI
Contract type name	GDS Contract
Purpose of contract	General
Contract start date	01/04/2006
Contract end date	

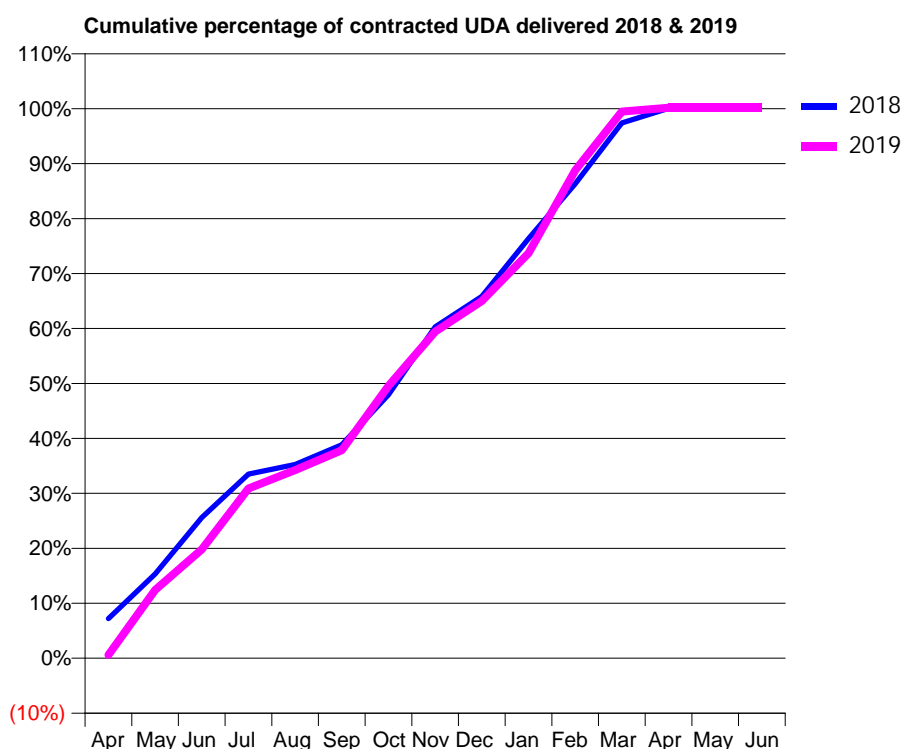
18/19 Contracted general activity (UDA)	2,866
Carry forward general activity (UDA)	-5
18/19 Contracted orthodontic activity (UOA)	0
Carry forward orthodontic activity (UOA)	0
Baseline contract value	£93,508.54

ACCESS*

Patients seen in 24 months	Total	Change since previous quarter
Quarter ending March 2018	568	
Quarter ending June 2018	547	↓
Quarter ending September 2018	554	→
Quarter ending December 2018	561	→
Quarter ending March 2019	595	↑
Variance since March 2018	4.8%	↑



ACTIVITY



Adjusted Scheduled Activity (UDA)		
Month	2018	2019
April	207	17
May	440	357
June	733	567
July	960	885
August	1,010	981
September	1,113	1,085
October	1,374	1,420
November	1,728	1,703
December	1,886	1,863
January	2,188	2,112
February	2,474	2,545
March	2,791	2,850
April	2,867	2,871
May	2,871	2,871
June	2,871	2,871

QUALITY

	Quantity	Base Number	Contract	AT	Region	England
% of FP17s for the same patient ID Re-attending within 3 months - Children	9	162	5.6%	10.7%	11.9%	11.8%
% of FP17s for the same patient ID Re-attending within 3 months - Adults	57	459	12.4%	16.1%	16.9%	15.7%
% of FP17s for the same patient ID Re-attending between 3 & 9 months - Children	53	162	32.7%	45.1%	48.9%	58.9%
% of FP17s for the same patient ID Re-attending between 3 & 9 months - Adults	132	459	28.8%	36.9%	38.9%	50.8%
% of FP17s for Band 1 Urgent Courses	60	613	9.8%	10.9%	10.7%	9.1%
% of FP17s Relating to Free Repair or Replacements	0	613	0.0%	0.5%	0.5%	0.8%
% of FP17s Relating to Continuations	4	613	0.7%	0.7%	0.7%	0.9%
% of Patients satisfied with the dentistry they have received	0	0	N/A	89.9%	89.1%	92.5%
% of Patients satisfied with the time they had to wait for an appointment	0	0	N/A	79.6%	83.1%	87.0%

* This is based on patients treated on this contract for their most recent course of treatment.

Figures in italics indicate the base number of FP17s or Patient Questionnaire responses are less than 100. N/A is shown where the base number of responses is less than 10 during the period. % is calculated as Quantity/Base number*100

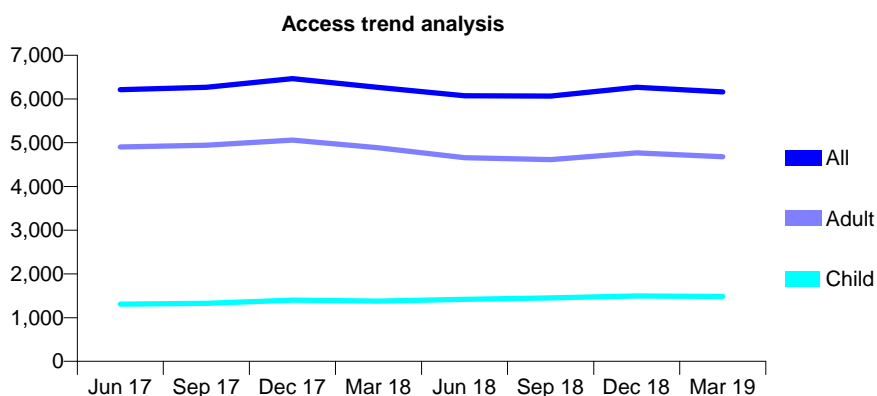
Q61 - Vital Signs At a Glance Contract Report for 934828/0001 - Year end March 2019

Name or company name	MR L MASHENSKY
Contract type name	GDS Contract
Purpose of contract	General
Contract start date	01/04/2006
Contract end date	

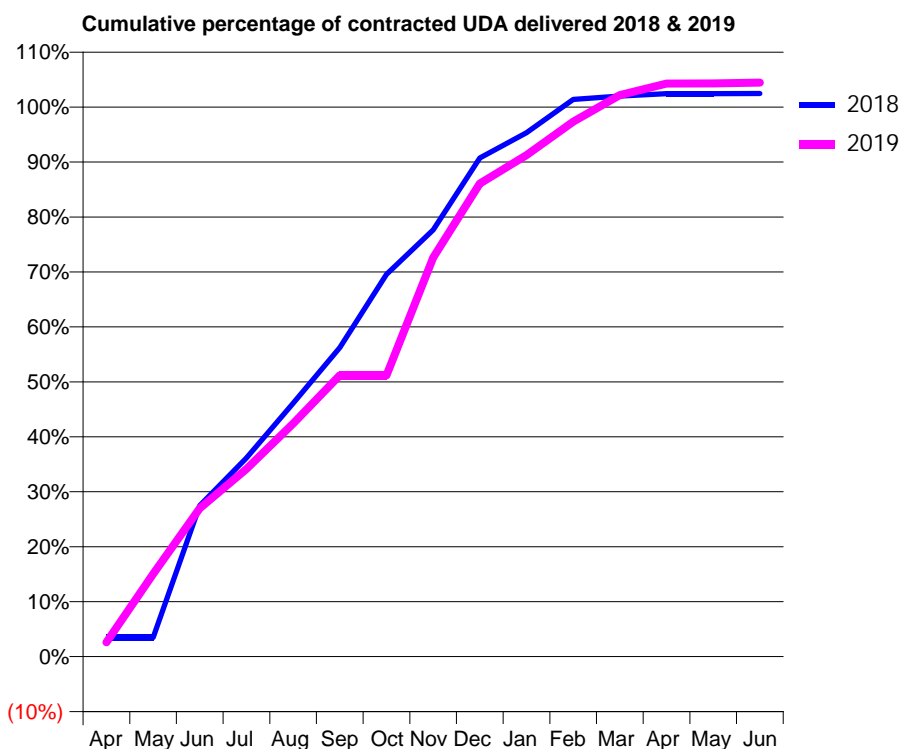
18/19 Contracted general activity (UDA)	10,473
Carry forward general activity (UDA)	-209
18/19 Contracted orthodontic activity (UOA)	0
Carry forward orthodontic activity (UOA)	0
Baseline contract value	£391,084.82

ACCESS*

Patients seen in 24 months	Total	Change since previous quarter
Quarter ending March 2018	6,263	
Quarter ending June 2018	6,075	↓
Quarter ending September 2018	6,065	→
Quarter ending December 2018	6,267	↑
Quarter ending March 2019	6,163	↓
Variance since March 2018	(1.6%)	↓



ACTIVITY



Month	Adjusted Scheduled Activity (UDA)	
	2018	2019
April	365	273
May	365	1,574
June	2,878	2,828
July	3,788	3,577
August	4,830	4,443
September	5,886	5,360
October	7,286	5,360
November	8,131	7,606
December	9,500	9,013
January	9,984	9,556
February	10,616	10,195
March	10,683	10,700
April	10,730	10,921
May	10,730	10,926
June	10,731	10,941

QUALITY

	Quantity	Base Number	Contract	AT	Region	England
% of FP17s for the same patient ID Re-attending within 3 months - Children	31	1,292	2.4%	10.7%	11.9%	11.8%
% of FP17s for the same patient ID Re-attending within 3 months - Adults	130	3,324	3.9%	16.1%	16.9%	15.7%
% of FP17s for the same patient ID Re-attending between 3 & 9 months - Children	231	1,292	17.9%	45.1%	48.9%	58.9%
% of FP17s for the same patient ID Re-attending between 3 & 9 months - Adults	423	3,324	12.7%	36.9%	38.9%	50.8%
% of FP17s for Band 1 Urgent Courses	138	4,696	2.9%	10.9%	10.7%	9.1%
% of FP17s Relating to Free Repair or Replacements	0	4,696	0.0%	0.5%	0.5%	0.8%
% of FP17s Relating to Continuations	14	4,696	0.3%	0.7%	0.7%	0.9%
% of Patients satisfied with the dentistry they have received	2	2	N/A	89.9%	89.1%	92.5%
% of Patients satisfied with the time they had to wait for an appointment	2	2	N/A	79.6%	83.1%	87.0%

* This is based on patients treated on this contract for their most recent course of treatment. Figures in italics indicate the base number of FP17s or Patient Questionnaire responses are less than 100. N/A is shown where the base number of responses is less than 10 during the period. % is calculated as Quantity/Base number*100

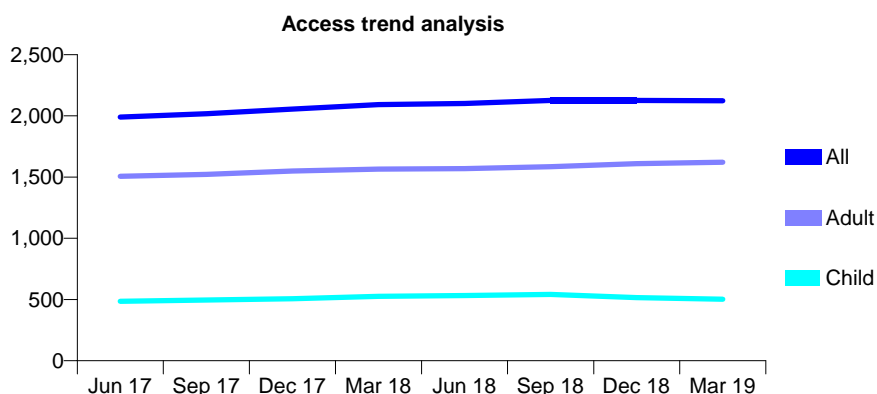
Q61 - Vital Signs At a Glance Contract Report for 935670/0001 - Year end March 2019

Name or company name	MR PK OCANSEY
Contract type name	GDS Contract
Purpose of contract	General
Contract start date	01/04/2006
Contract end date	

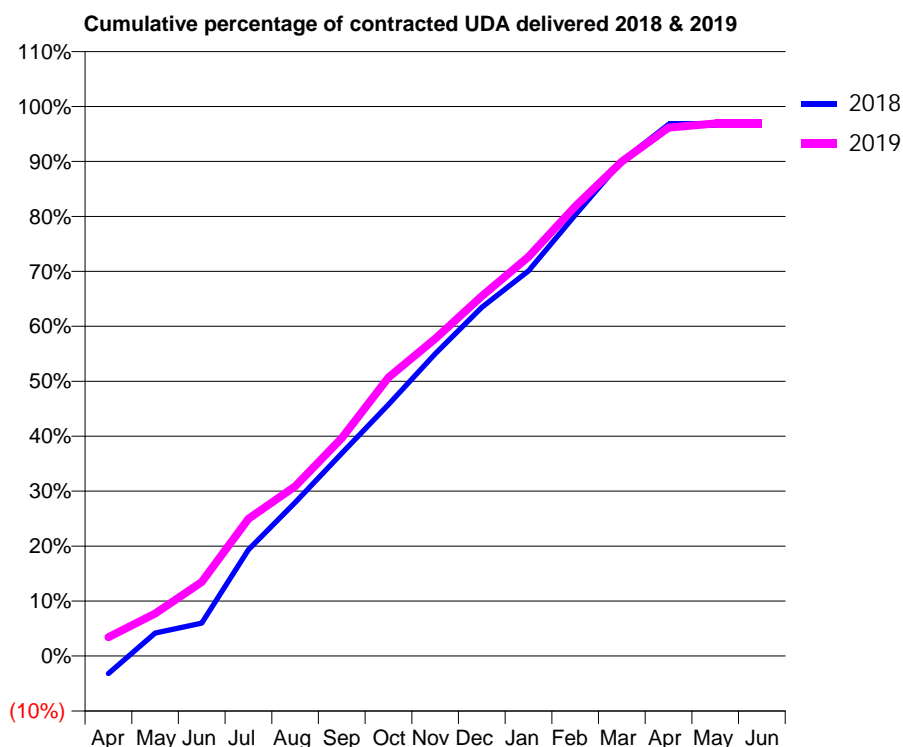
18/19 Contracted general activity (UDA)	7,145
Carry forward general activity (UDA)	0
18/19 Contracted orthodontic activity (UOA)	0
Carry forward orthodontic activity (UOA)	0
Baseline contract value	£207,616.91

ACCESS*

Patients seen in 24 months	Total	Change since previous quarter
Quarter ending March 2018	2,092	
Quarter ending June 2018	2,101	→
Quarter ending September 2018	2,126	→
Quarter ending December 2018	2,126	→
Quarter ending March 2019	2,124	→
Variance since March 2018	1.5%	→



ACTIVITY



Month	Adjusted Scheduled Activity (UDA)	
	2018	2019
April	-230	245
May	300	553
June	428	963
July	1,382	1,785
August	1,996	2,207
September	2,636	2,834
October	3,270	3,622
November	3,930	4,126
December	4,533	4,679
January	5,008	5,191
February	5,733	5,846
March	6,437	6,428
April	6,911	6,868
May	6,911	6,925
June	6,912	6,925

QUALITY

	Quantity	Base Number	Contract	AT	Region	England
% of FP17s for the same patient ID Re-attending within 3 months - Children	40	550	7.3%	10.7%	11.9%	11.8%
% of FP17s for the same patient ID Re-attending within 3 months - Adults	177	1,610	11.0%	16.1%	16.9%	15.7%
% of FP17s for the same patient ID Re-attending between 3 & 9 months - Children	223	550	40.5%	45.1%	48.9%	58.9%
% of FP17s for the same patient ID Re-attending between 3 & 9 months - Adults	512	1,610	31.8%	36.9%	38.9%	50.8%
% of FP17s for Band 1 Urgent Courses	112	2,203	5.1%	10.9%	10.7%	9.1%
% of FP17s Relating to Free Repair or Replacements	25	2,203	1.1%	0.5%	0.5%	0.8%
% of FP17s Relating to Continuations	32	2,203	1.5%	0.7%	0.7%	0.9%
% of Patients satisfied with the dentistry they have received	0	0	N/A	89.9%	89.1%	92.5%
% of Patients satisfied with the time they had to wait for an appointment	0	0	N/A	79.6%	83.1%	87.0%

* This is based on patients treated on this contract for their most recent course of treatment. Figures in italics indicate the base number of FP17s or Patient Questionnaire responses are less than 100. N/A is shown where the base number of responses is less than 10 during the period. % is calculated as Quantity/Base number*100

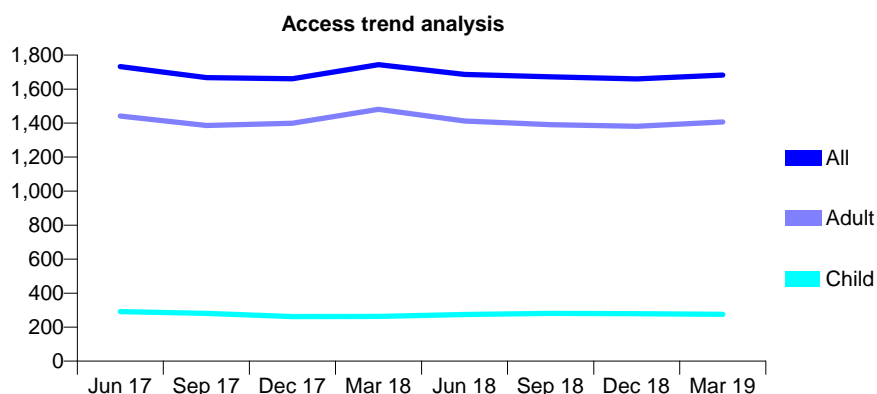
Q61 - Vital Signs At a Glance Contract Report for 935964/0001 - Year end March 2019

Name or company name	MS KN RAO
Contract type name	GDS Contract
Purpose of contract	General
Contract start date	01/04/2006
Contract end date	

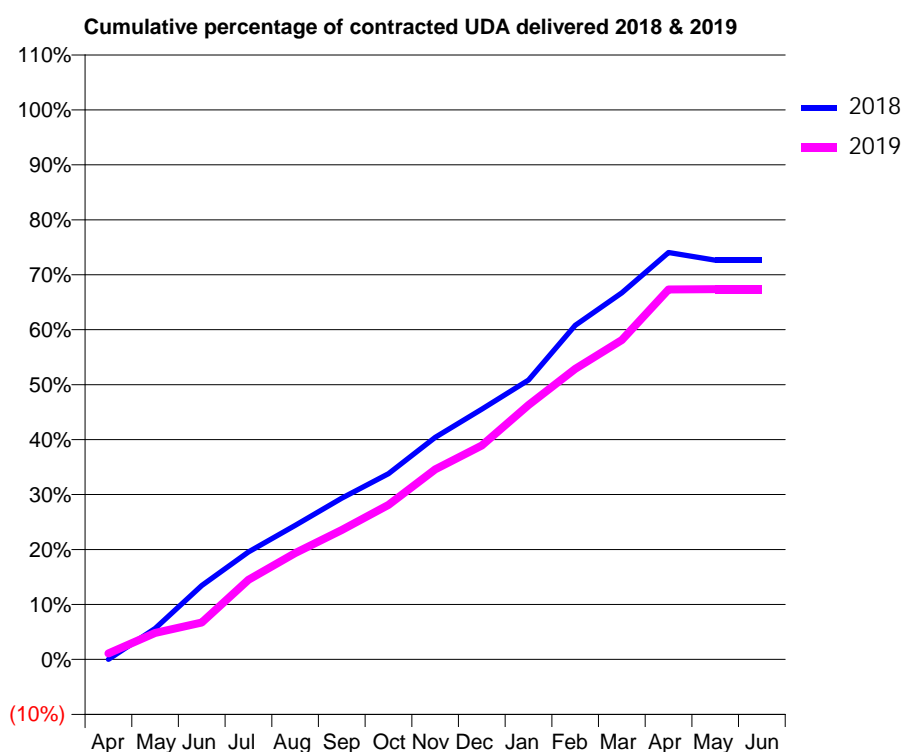
18/19 Contracted general activity (UDA)	7,018
Carry forward general activity (UDA)	0
18/19 Contracted orthodontic activity (UOA)	0
Carry forward orthodontic activity (UOA)	0
Baseline contract value	£212,567.07

ACCESS*

Patients seen in 24 months	Total	Change since previous quarter
Quarter ending March 2018	1,744	
Quarter ending June 2018	1,686	↓
Quarter ending September 2018	1,672	→
Quarter ending December 2018	1,660	→
Quarter ending March 2019	1,682	→
Variance since March 2018	(3.6%)	↓



ACTIVITY



Month	Adjusted Scheduled Activity (UDA)	
	2018	2019
April	0	77
May	396	337
June	945	471
July	1,374	1,017
August	1,712	1,358
September	2,060	1,653
October	2,372	1,972
November	2,836	2,428
December	3,196	2,731
January	3,566	3,248
February	4,268	3,710
March	4,680	4,079
April	5,197	4,726
May	5,098	4,729
June	5,098	4,729

QUALITY

	Quantity	Base Number	Contract	AT	Region	England
% of FP17s for the same patient ID Re-attending within 3 months - Children	11	229	4.8%	10.7%	11.9%	11.8%
% of FP17s for the same patient ID Re-attending within 3 months - Adults	46	1,080	4.3%	16.1%	16.9%	15.7%
% of FP17s for the same patient ID Re-attending between 3 & 9 months - Children	54	229	23.6%	45.1%	48.9%	58.9%
% of FP17s for the same patient ID Re-attending between 3 & 9 months - Adults	289	1,080	26.8%	36.9%	38.9%	50.8%
% of FP17s for Band 1 Urgent Courses	98	1,318	7.4%	10.9%	10.7%	9.1%
% of FP17s Relating to Free Repair or Replacements	0	1,318	0.0%	0.5%	0.5%	0.8%
% of FP17s Relating to Continuations	0	1,318	0.0%	0.7%	0.7%	0.9%
% of Patients satisfied with the dentistry they have received	2	2	N/A	89.9%	89.1%	92.5%
% of Patients satisfied with the time they had to wait for an appointment	2	2	N/A	79.6%	83.1%	87.0%

* This is based on patients treated on this contract for their most recent course of treatment. Figures in italics indicate the base number of FP17s or Patient Questionnaire responses are less than 100. N/A is shown where the base number of responses is less than 10 during the period. % is calculated as Quantity/Base number*100

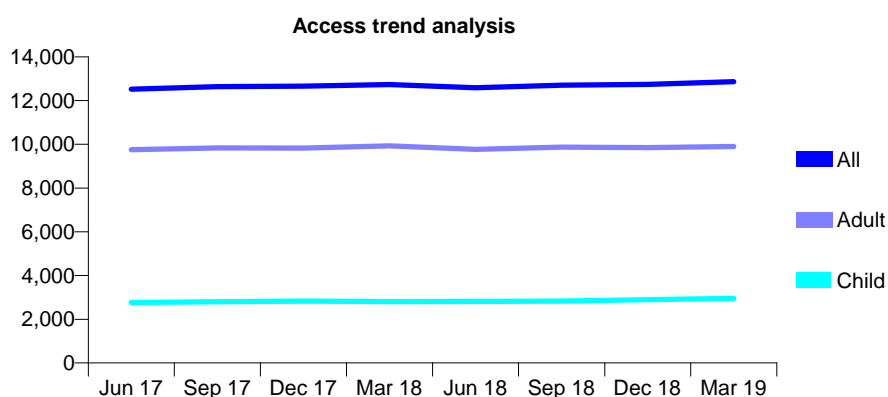
Q61 - Vital Signs At a Glance Contract Report for 936685/0001 - Year end March 2019

Name or company name	MR K MADJIDZADEH AVAL
Contract type name	GDS Contract
Purpose of contract	General
Contract start date	01/04/2006
Contract end date	

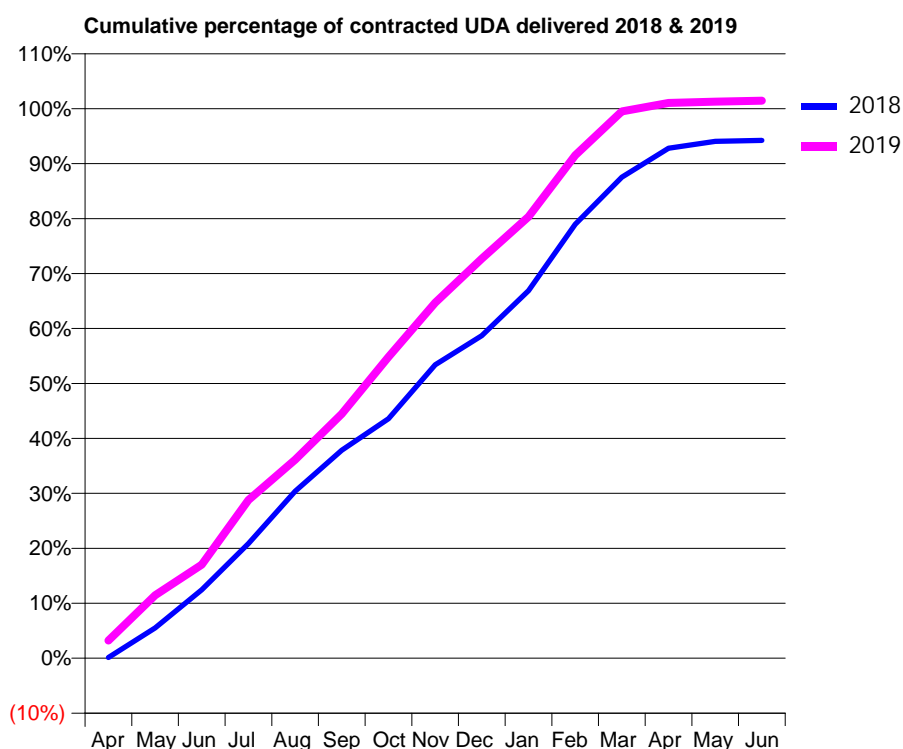
18/19 Contracted general activity (UDA)	33,835
Carry forward general activity (UDA)	0
18/19 Contracted orthodontic activity (UOA)	0
Carry forward orthodontic activity (UOA)	0
Baseline contract value	£977,559.45

ACCESS*

Patients seen in 24 months	Total	Change since previous quarter
Quarter ending March 2018	12,735	
Quarter ending June 2018	12,587	↓
Quarter ending September 2018	12,703	→
Quarter ending December 2018	12,743	→
Quarter ending March 2019	12,860	→
Variance since March 2018	1.0%	→



ACTIVITY



Month	2018	2019
April	49	1,087
May	1,869	3,881
June	4,218	5,762
July	7,058	9,742
August	10,284	12,224
September	12,803	15,036
October	14,746	18,552
November	18,068	21,891
December	19,859	24,599
January	22,635	27,184
February	26,714	30,965
March	29,610	33,659
April	31,397	34,187
May	31,824	34,266
June	31,875	34,325

QUALITY

	Quantity	Base Number	Contract	AT	Region	England
% of FP17s for the same patient ID Re-attending within 3 months - Children	200	3,570	5.6%	10.7%	11.9%	11.8%
% of FP17s for the same patient ID Re-attending within 3 months - Adults	1,343	11,156	12.0%	16.1%	16.9%	15.7%
% of FP17s for the same patient ID Re-attending between 3 & 9 months - Children	1,438	3,570	40.3%	45.1%	48.9%	58.9%
% of FP17s for the same patient ID Re-attending between 3 & 9 months - Adults	4,649	11,156	41.7%	36.9%	38.9%	50.8%
% of FP17s for Band 1 Urgent Courses	1,439	14,148	10.2%	10.9%	10.7%	9.1%
% of FP17s Relating to Free Repair or Replacements	53	14,148	0.4%	0.5%	0.5%	0.8%
% of FP17s Relating to Continuations	69	14,148	0.5%	0.7%	0.7%	0.9%
% of Patients satisfied with the dentistry they have received	8	9	N/A	89.9%	89.1%	92.5%
% of Patients satisfied with the time they had to wait for an appointment	9	9	N/A	79.6%	83.1%	87.0%

* This is based on patients treated on this contract for their most recent course of treatment.

Figures in italics indicate the base number of FP17s or Patient Questionnaire responses are less than 100. N/A is shown where the base number of responses is less than 10 during the period. % is calculated as Quantity/Base number*100

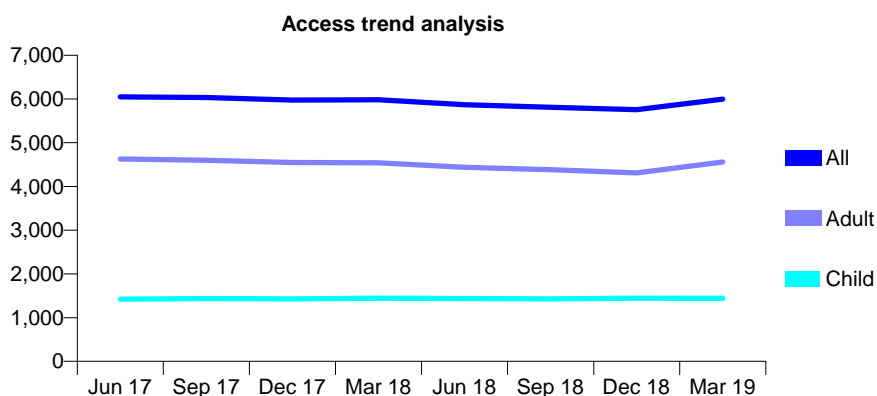
Q61 - Vital Signs At a Glance Contract Report for 937436/0006 - Year end March 2019

Name or company name	MR DJ SACKWILD
Contract type name	GDS Contract
Purpose of contract	General
Contract start date	01/11/2013
Contract end date	

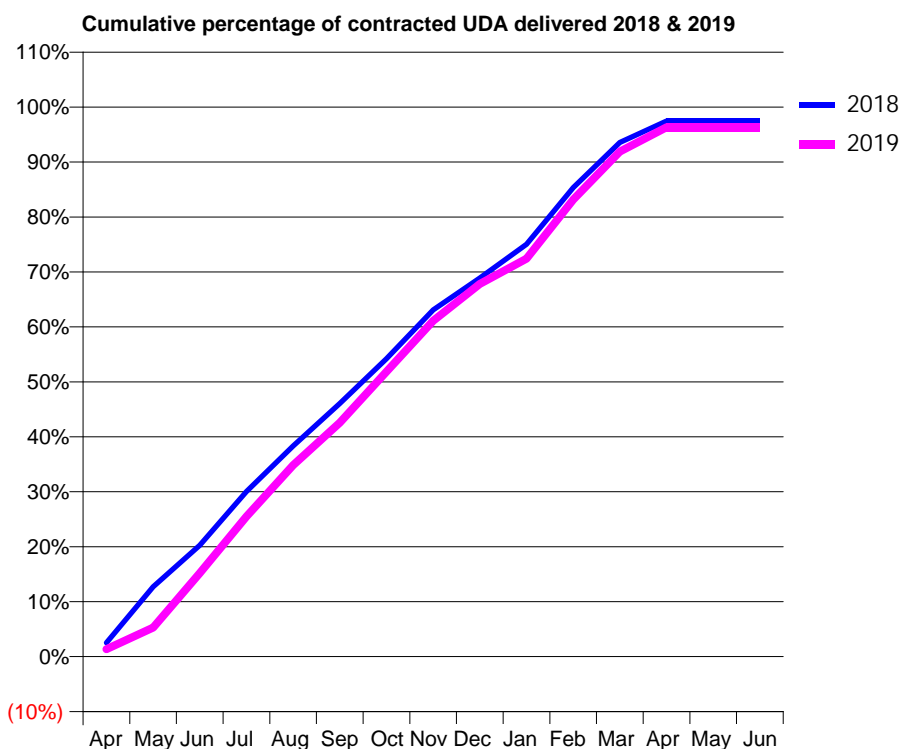
18/19 Contracted general activity (UDA)	17,260
Carry forward general activity (UDA)	439
18/19 Contracted orthodontic activity (UOA)	0
Carry forward orthodontic activity (UOA)	0
Baseline contract value	£444,653.60

ACCESS*

Patients seen in 24 months	Total	Change since previous quarter
Quarter ending March 2018	5,983	
Quarter ending June 2018	5,871	↓
Quarter ending September 2018	5,812	↓
Quarter ending December 2018	5,755	→
Quarter ending March 2019	5,999	↑
Variance since March 2018	0.3%	→



ACTIVITY



Month	Adjusted Scheduled Activity (UDA)	
	2018	2019
April	439	239
May	2,192	912
June	3,494	2,621
July	5,187	4,401
August	6,620	6,017
September	7,949	7,344
October	9,353	8,948
November	10,890	10,548
December	11,889	11,705
January	12,953	12,498
February	14,729	14,354
March	16,147	15,860
April	16,818	16,627
May	16,818	16,627
June	16,821	16,628

QUALITY

	Quantity	Base Number	Contract	AT	Region	England
% of FP17s for the same patient ID Re-attending within 3 months - Children	132	1,523	8.7%	10.7%	11.9%	11.8%
% of FP17s for the same patient ID Re-attending within 3 months - Adults	457	4,250	10.8%	16.1%	16.9%	15.7%
% of FP17s for the same patient ID Re-attending between 3 & 9 months - Children	568	1,523	37.3%	45.1%	48.9%	58.9%
% of FP17s for the same patient ID Re-attending between 3 & 9 months - Adults	1,029	4,250	24.2%	36.9%	38.9%	50.8%
% of FP17s for Band 1 Urgent Courses	1,160	5,787	20.0%	10.9%	10.7%	9.1%
% of FP17s Relating to Free Repair or Replacements	0	5,787	0.0%	0.5%	0.5%	0.8%
% of FP17s Relating to Continuations	53	5,787	0.9%	0.7%	0.7%	0.9%
% of Patients satisfied with the dentistry they have received	0	1	N/A	89.9%	89.1%	92.5%
% of Patients satisfied with the time they had to wait for an appointment	0	1	N/A	79.6%	83.1%	87.0%

* This is based on patients treated on this contract for their most recent course of treatment. Figures in italics indicate the base number of FP17s or Patient Questionnaire responses are less than 100. N/A is shown where the base number of responses is less than 10 during the period. % is calculated as Quantity/Base number*100

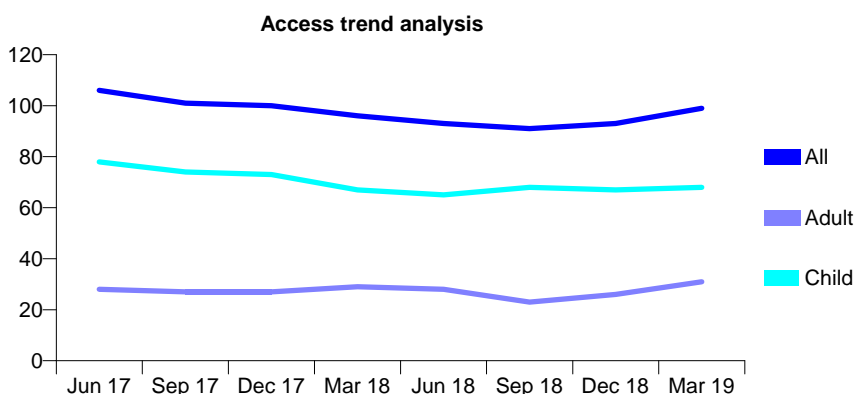
Q61 - Vital Signs At a Glance Contract Report for 941999/0001 - Year end March 2019

Name or company name	MRS S DASWANI
Contract type name	GDS Contract
Purpose of contract	General
Contract start date	01/04/2006
Contract end date	

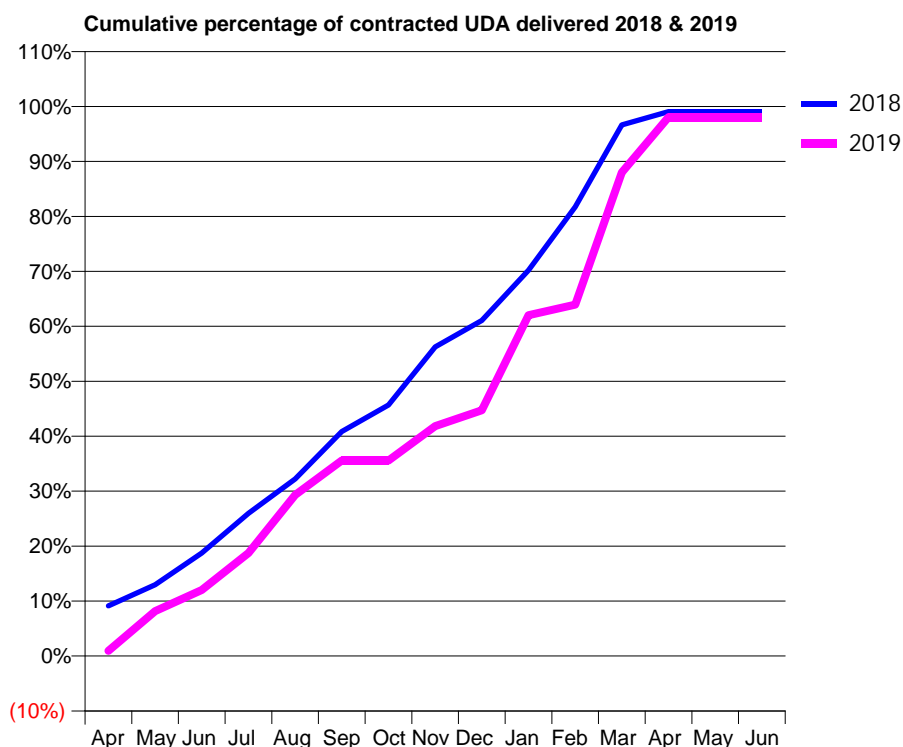
18/19 Contracted general activity (UDA)	208
Carry forward general activity (UDA)	2
18/19 Contracted orthodontic activity (UOA)	0
Carry forward orthodontic activity (UOA)	0
Baseline contract value	£5,010.07

ACCESS*

Patients seen in 24 months	Total	Change since previous quarter
Quarter ending March 2018	96	
Quarter ending June 2018	93	↓
Quarter ending September 2018	91	↓
Quarter ending December 2018	93	↑
Quarter ending March 2019	99	↑
Variance since March 2018	3.1%	↑



ACTIVITY



Month	Adjusted Scheduled Activity (UDA)	
	2018	2019
April	19	2
May	27	17
June	39	25
July	54	39
August	67	61
September	85	74
October	95	74
November	117	87
December	127	93
January	146	129
February	170	133
March	201	183
April	206	204
May	206	204
June	206	204

QUALITY

	Quantity	Base Number	Contract	AT	Region	England
% of FP17s for the same patient ID Re-attending within 3 months - Children	1	87	1.1%	10.7%	11.9%	11.8%
% of FP17s for the same patient ID Re-attending within 3 months - Adults	2	27	7.4%	16.1%	16.9%	15.7%
% of FP17s for the same patient ID Re-attending between 3 & 9 months - Children	47	87	54.0%	45.1%	48.9%	58.9%
% of FP17s for the same patient ID Re-attending between 3 & 9 months - Adults	10	27	37.0%	36.9%	38.9%	50.8%
% of FP17s for Band 1 Urgent Courses	0	118	0.0%	10.9%	10.7%	9.1%
% of FP17s Relating to Free Repair or Replacements	0	118	0.0%	0.5%	0.5%	0.8%
% of FP17s Relating to Continuations	0	118	0.0%	0.7%	0.7%	0.9%
% of Patients satisfied with the dentistry they have received	0	0	N/A	89.9%	89.1%	92.5%
% of Patients satisfied with the time they had to wait for an appointment	0	0	N/A	79.6%	83.1%	87.0%

* This is based on patients treated on this contract for their most recent course of treatment. Figures in italics indicate the base number of FP17s or Patient Questionnaire responses are less than 100. N/A is shown where the base number of responses is less than 10 during the period. % is calculated as Quantity/Base number*100

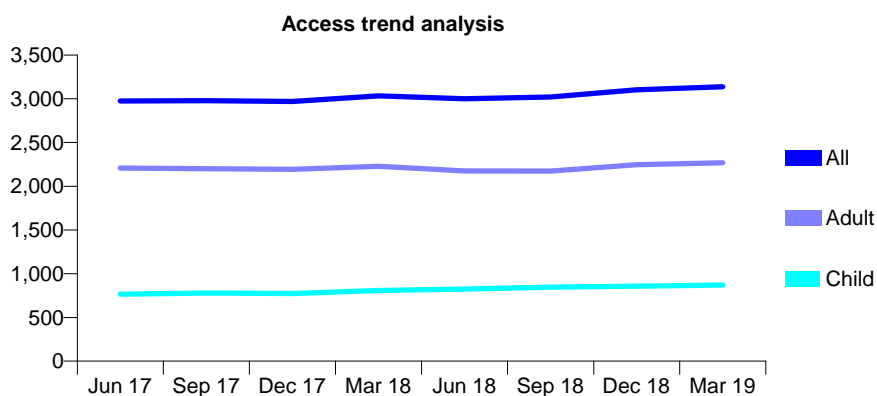
Q61 - Vital Signs At a Glance Contract Report for 944394/0001 - Year end March 2019

Name or company name	MR R PAUL
Contract type name	GDS Contract
Purpose of contract	General
Contract start date	01/04/2006
Contract end date	

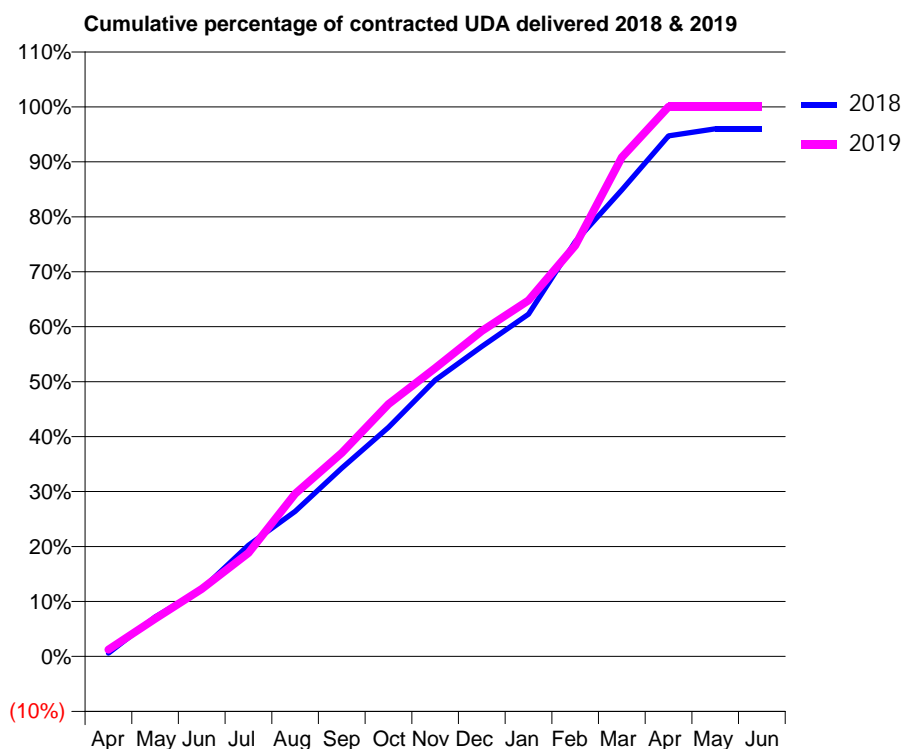
18/19 Contracted general activity (UDA)	9,412
Carry forward general activity (UDA)	0
18/19 Contracted orthodontic activity (UOA)	0
Carry forward orthodontic activity (UOA)	0
Baseline contract value	£247,193.13

ACCESS*

Patients seen in 24 months	Total	Change since previous quarter
Quarter ending March 2018	3,034	
Quarter ending June 2018	3,000	↓
Quarter ending September 2018	3,020	→
Quarter ending December 2018	3,103	↑
Quarter ending March 2019	3,138	→
Variance since March 2018	3.4%	↑



ACTIVITY



Month	Adjusted Scheduled Activity (UDA)	
	2018	2019
April	56	118
May	675	646
June	1,149	1,155
July	1,903	1,772
August	2,486	2,789
September	3,227	3,483
October	3,923	4,321
November	4,734	4,936
December	5,308	5,575
January	5,862	6,098
February	7,101	7,039
March	7,988	8,548
April	8,915	9,413
May	9,034	9,413
June	9,035	9,413

QUALITY

	Quantity	Base Number	Contract	AT	Region	England
% of FP17s for the same patient ID Re-attending within 3 months - Children	94	1,202	7.8%	10.7%	11.9%	11.8%
% of FP17s for the same patient ID Re-attending within 3 months - Adults	305	2,543	12.0%	16.1%	16.9%	15.7%
% of FP17s for the same patient ID Re-attending between 3 & 9 months - Children	604	1,202	50.2%	45.1%	48.9%	58.9%
% of FP17s for the same patient ID Re-attending between 3 & 9 months - Adults	977	2,543	38.4%	36.9%	38.9%	50.8%
% of FP17s for Band 1 Urgent Courses	245	3,724	6.6%	10.9%	10.7%	9.1%
% of FP17s Relating to Free Repair or Replacements	74	3,724	2.0%	0.5%	0.5%	0.8%
% of FP17s Relating to Continuations	28	3,724	0.8%	0.7%	0.7%	0.9%
% of Patients satisfied with the dentistry they have received	0	0	N/A	89.9%	89.1%	92.5%
% of Patients satisfied with the time they had to wait for an appointment	0	0	N/A	79.6%	83.1%	87.0%

* This is based on patients treated on this contract for their most recent course of treatment. Figures in italics indicate the base number of FP17s or Patient Questionnaire responses are less than 100. N/A is shown where the base number of responses is less than 10 during the period. % is calculated as Quantity/Base number*100

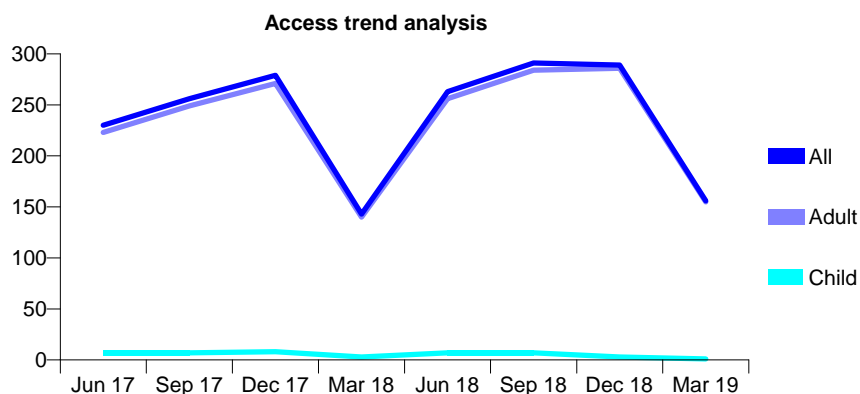
Q61 - Vital Signs At a Glance Contract Report for 947806/0002 - Year end March 2019

Name or company name	MR PA SHAH
Contract type name	PDS Contract
Purpose of contract	General
Contract start date	01/08/2010
Contract end date	31/03/2019

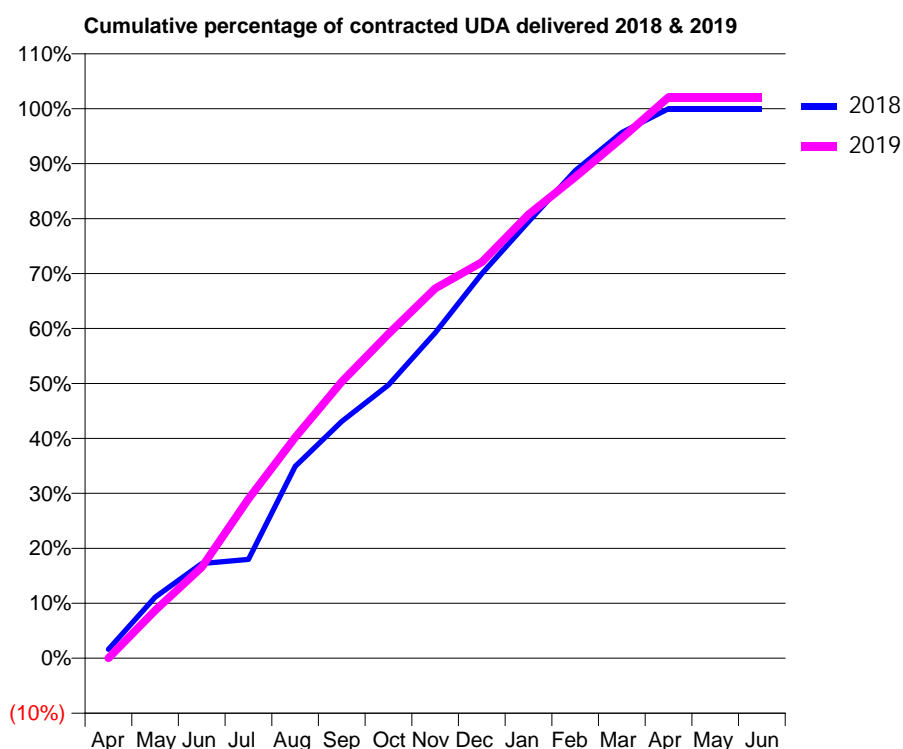
18/19 Contracted general activity (UDA)	1,449
Carry forward general activity (UDA)	0
18/19 Contracted orthodontic activity (UOA)	0
Carry forward orthodontic activity (UOA)	0
Baseline contract value	£204,835.67

ACCESS*

Patients seen in 24 months	Total	Change since previous quarter
Quarter ending March 2018	143	
Quarter ending June 2018	263	↑
Quarter ending September 2018	291	↑
Quarter ending December 2018	289	→
Quarter ending March 2019	156	↓
Variance since March 2018	9.1%	↑



ACTIVITY



Month	Adjusted Scheduled Activity (UDA)	
	2018	2019
April	19	0
May	130	126
June	202	240
July	211	420
August	409	582
September	505	729
October	583	855
November	694	975
December	820	1,044
January	931	1,170
February	1,040	1,269
March	1,121	1,371
April	1,172	1,479
May	1,172	1,479
June	1,172	1,479

QUALITY

	Quantity	Base Number	Contract	AT	Region	England
% of FP17s for the same patient ID Re-attending within 3 months - Children	2	19	10.5%	10.7%	11.9%	11.8%
% of FP17s for the same patient ID Re-attending within 3 months - Adults	39	455	8.6%	16.1%	16.9%	15.7%
% of FP17s for the same patient ID Re-attending between 3 & 9 months - Children	1	19	5.3%	45.1%	48.9%	58.9%
% of FP17s for the same patient ID Re-attending between 3 & 9 months - Adults	13	455	2.9%	36.9%	38.9%	50.8%
% of FP17s for Band 1 Urgent Courses	0	493	0.0%	10.9%	10.7%	9.1%
% of FP17s Relating to Free Repair or Replacements	0	493	0.0%	0.5%	0.5%	0.8%
% of FP17s Relating to Continuations	0	493	0.0%	0.7%	0.7%	0.9%
% of Patients satisfied with the dentistry they have received	0	0	N/A	89.9%	89.1%	92.5%
% of Patients satisfied with the time they had to wait for an appointment	0	0	N/A	79.6%	83.1%	87.0%

* This is based on patients treated on this contract for their most recent course of treatment. Figures in italics indicate the base number of FP17s or Patient Questionnaire responses are less than 100. N/A is shown where the base number of responses is less than 10 during the period. % is calculated as Quantity/Base number*100

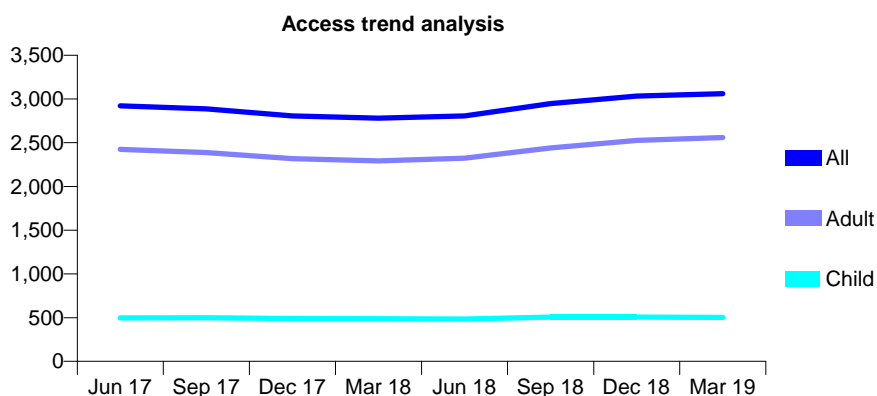
Q61 - Vital Signs At a Glance Contract Report for 949787/0001 - Year end March 2019

Name or company name	Ivy House Dental Practice
Contract type name	GDS Contract
Purpose of contract	General
Contract start date	01/04/2006
Contract end date	

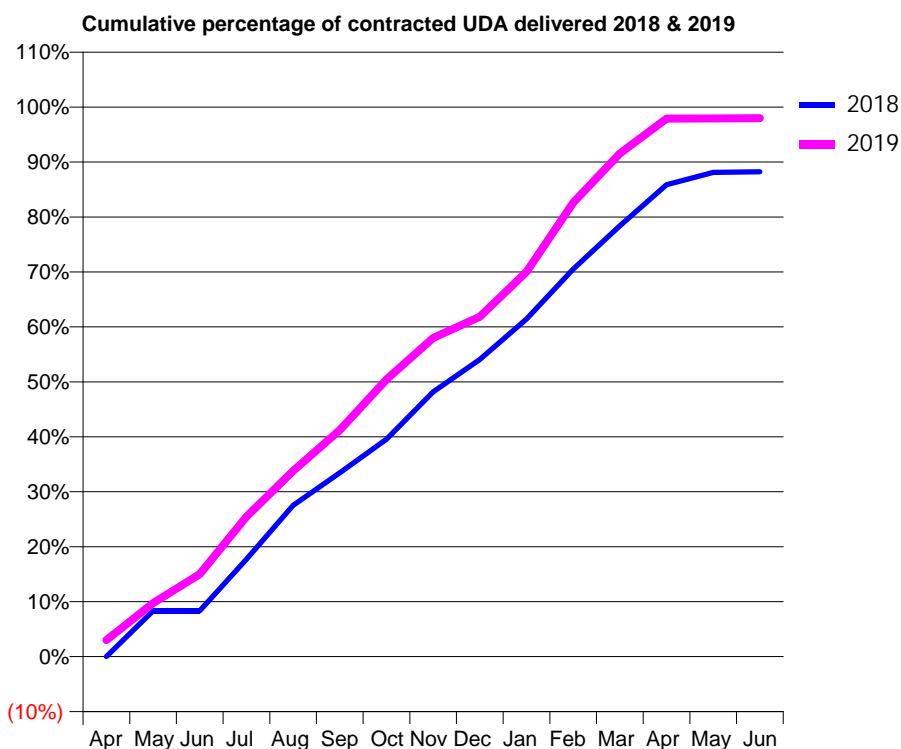
18/19 Contracted general activity (UDA)	9,518
Carry forward general activity (UDA)	0
18/19 Contracted orthodontic activity (UOA)	0
Carry forward orthodontic activity (UOA)	0
Baseline contract value	£236,808.66

ACCESS*

Patients seen in 24 months	Total	Change since previous quarter
Quarter ending March 2018	2,781	
Quarter ending June 2018	2,807	→
Quarter ending September 2018	2,947	↑
Quarter ending December 2018	3,033	↑
Quarter ending March 2019	3,062	→
Variance since March 2018	10.1%	↑



ACTIVITY



Month	Adjusted Scheduled Activity (UDA)	
	2018	2019
April	0	287
May	793	928
June	793	1,428
July	1,686	2,425
August	2,620	3,217
September	3,184	3,924
October	3,766	4,799
November	4,585	5,519
December	5,145	5,886
January	5,848	6,664
February	6,712	7,864
March	7,460	8,714
April	8,172	9,318
May	8,385	9,320
June	8,397	9,325

QUALITY

	Quantity	Base Number	Contract	AT	Region	England
% of FP17s for the same patient ID Re-attending within 3 months - Children	24	512	4.7%	10.7%	11.9%	11.8%
% of FP17s for the same patient ID Re-attending within 3 months - Adults	284	2,541	11.2%	16.1%	16.9%	15.7%
% of FP17s for the same patient ID Re-attending between 3 & 9 months - Children	195	512	38.1%	45.1%	48.9%	58.9%
% of FP17s for the same patient ID Re-attending between 3 & 9 months - Adults	775	2,541	30.5%	36.9%	38.9%	50.8%
% of FP17s for Band 1 Urgent Courses	277	3,053	9.1%	10.9%	10.7%	9.1%
% of FP17s Relating to Free Repair or Replacements	0	3,053	0.0%	0.5%	0.5%	0.8%
% of FP17s Relating to Continuations	0	3,053	0.0%	0.7%	0.7%	0.9%
% of Patients satisfied with the dentistry they have received	0	0	N/A	89.9%	89.1%	92.5%
% of Patients satisfied with the time they had to wait for an appointment	0	0	N/A	79.6%	83.1%	87.0%

* This is based on patients treated on this contract for their most recent course of treatment. Figures in italics indicate the base number of FP17s or Patient Questionnaire responses are less than 100. N/A is shown where the base number of responses is less than 10 during the period. % is calculated as Quantity/Base number*100

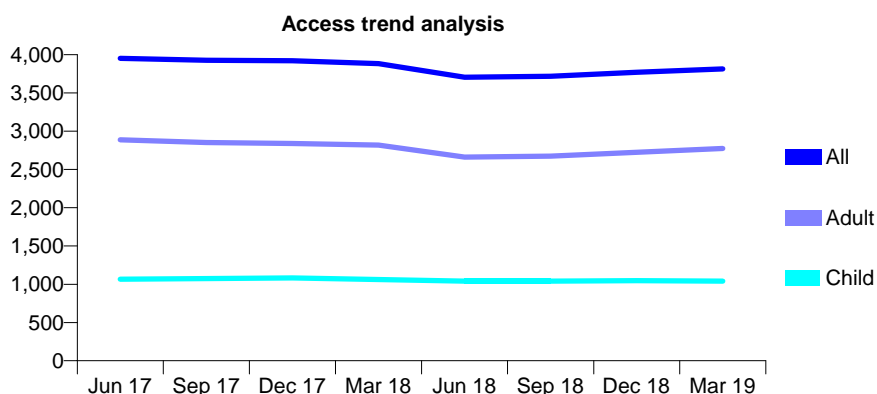
Q61 - Vital Signs At a Glance Contract Report for 949892/0001 - Year end March 2019

Name or company name	MR KC SHAH
Contract type name	GDS Contract
Purpose of contract	General
Contract start date	21/07/2010
Contract end date	

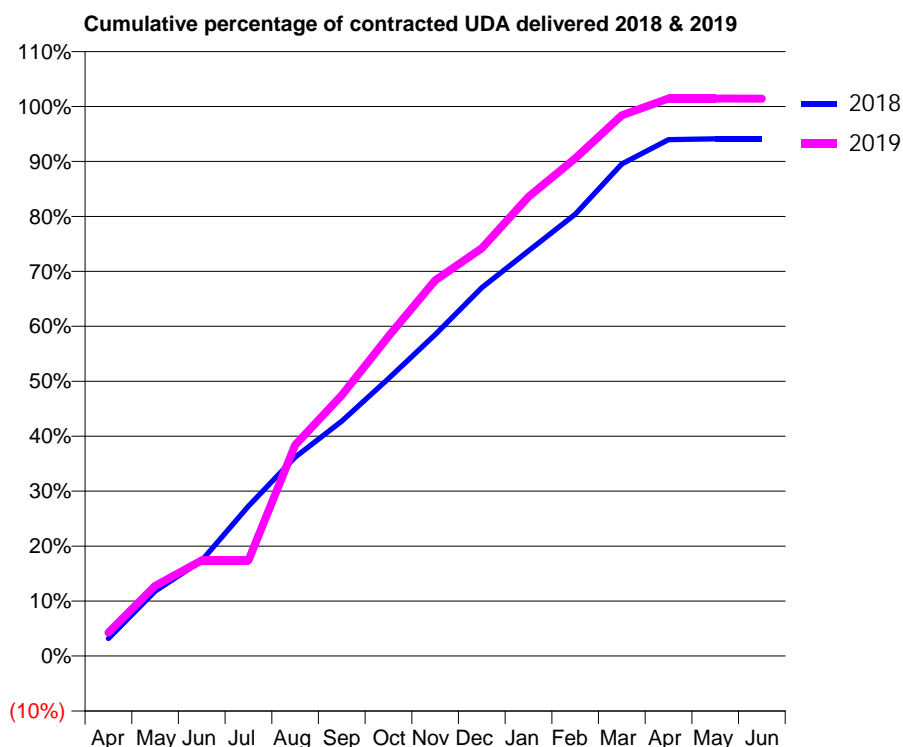
18/19 Contracted general activity (UDA)	8,870
Carry forward general activity (UDA)	0
18/19 Contracted orthodontic activity (UOA)	0
Carry forward orthodontic activity (UOA)	0
Baseline contract value	£212,062.58

ACCESS*

Patients seen in 24 months	Total	Change since previous quarter
Quarter ending March 2018	3,883	
Quarter ending June 2018	3,704	↓
Quarter ending September 2018	3,716	→
Quarter ending December 2018	3,770	→
Quarter ending March 2019	3,815	→
Variance since March 2018	(1.8%)	↓



ACTIVITY



Month	Adjusted Scheduled Activity (UDA)	
	2018	2019
April	283	381
May	1,047	1,132
June	1,543	1,544
July	2,418	1,544
August	3,210	3,405
September	3,793	4,210
October	4,478	5,160
November	5,189	6,064
December	5,945	6,582
January	6,540	7,413
February	7,131	8,031
March	7,942	8,727
April	8,333	8,999
May	8,347	8,998
June	8,349	8,996

QUALITY

	Quantity	Base Number	Contract	AT	Region	England
% of FP17s for the same patient ID Re-attending within 3 months - Children	141	1,356	10.4%	10.7%	11.9%	11.8%
% of FP17s for the same patient ID Re-attending within 3 months - Adults	508	2,966	17.1%	16.1%	16.9%	15.7%
% of FP17s for the same patient ID Re-attending between 3 & 9 months - Children	648	1,356	47.8%	45.1%	48.9%	58.9%
% of FP17s for the same patient ID Re-attending between 3 & 9 months - Adults	1,054	2,966	35.5%	36.9%	38.9%	50.8%
% of FP17s for Band 1 Urgent Courses	563	4,227	13.3%	10.9%	10.7%	9.1%
% of FP17s Relating to Free Repair or Replacements	26	4,227	0.6%	0.5%	0.5%	0.8%
% of FP17s Relating to Continuations	1	4,227	0.0%	0.7%	0.7%	0.9%
% of Patients satisfied with the dentistry they have received	3	3	N/A	89.9%	89.1%	92.5%
% of Patients satisfied with the time they had to wait for an appointment	3	3	N/A	79.6%	83.1%	87.0%

* This is based on patients treated on this contract for their most recent course of treatment.

Figures in italics indicate the base number of FP17s or Patient Questionnaire responses are less than 100. N/A is shown where the base number of responses is less than 10 during the period. % is calculated as Quantity/Base number*100

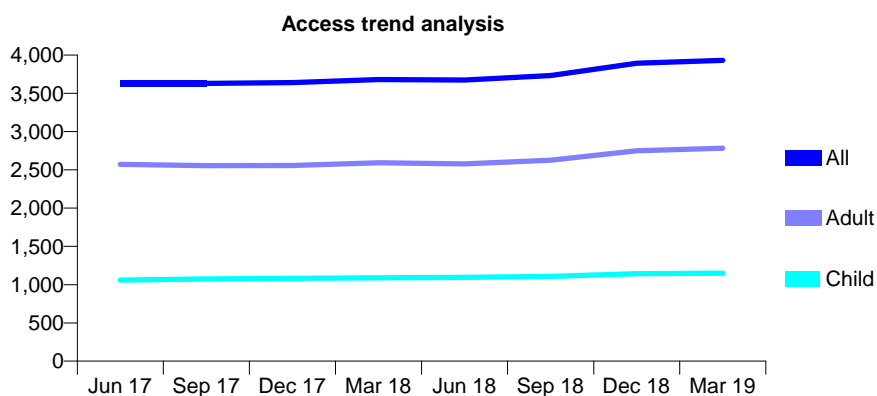
Q61 - Vital Signs At a Glance Contract Report for 954314/0001 - Year end March 2019

Name or company name	Apollo Dental Services Ltd
Contract type name	GDS Contract
Purpose of contract	General
Contract start date	01/04/2006
Contract end date	

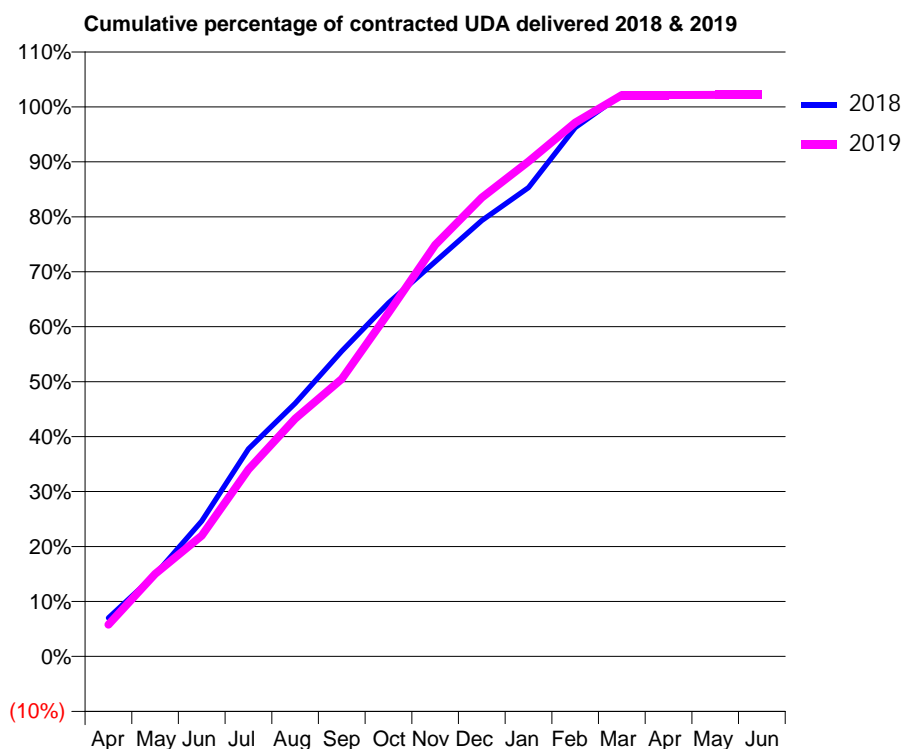
18/19 Contracted general activity (UDA)	10,835
Carry forward general activity (UDA)	-217
18/19 Contracted orthodontic activity (UOA)	0
Carry forward orthodontic activity (UOA)	0
Baseline contract value	£317,797.53

ACCESS*

Patients seen in 24 months	Total	Change since previous quarter
Quarter ending March 2018	3,681	
Quarter ending June 2018	3,674	→
Quarter ending September 2018	3,733	→
Quarter ending December 2018	3,893	↑
Quarter ending March 2019	3,932	→
Variance since March 2018	6.8%	↑



ACTIVITY



Month	Adjusted Scheduled Activity (UDA)	
	2018	2019
April	758	627
May	1,617	1,627
June	2,667	2,381
July	4,090	3,687
August	4,989	4,688
September	6,020	5,469
October	6,970	6,775
November	7,784	8,115
December	8,593	9,045
January	9,244	9,759
February	10,426	10,525
March	11,078	11,068
April	11,078	11,069
May	11,078	11,070
June	11,078	11,070

QUALITY

	Quantity	Base Number	Contract	AT	Region	England
% of FP17s for the same patient ID Re-attending within 3 months - Children	62	1,389	4.5%	10.7%	11.9%	11.8%
% of FP17s for the same patient ID Re-attending within 3 months - Adults	337	3,043	11.1%	16.1%	16.9%	15.7%
% of FP17s for the same patient ID Re-attending between 3 & 9 months - Children	714	1,389	51.4%	45.1%	48.9%	58.9%
% of FP17s for the same patient ID Re-attending between 3 & 9 months - Adults	1,145	3,043	37.6%	36.9%	38.9%	50.8%
% of FP17s for Band 1 Urgent Courses	665	4,434	15.0%	10.9%	10.7%	9.1%
% of FP17s Relating to Free Repair or Replacements	21	4,434	0.5%	0.5%	0.5%	0.8%
% of FP17s Relating to Continuations	4	4,434	0.1%	0.7%	0.7%	0.9%
% of Patients satisfied with the dentistry they have received	0	0	N/A	89.9%	89.1%	92.5%
% of Patients satisfied with the time they had to wait for an appointment	0	0	N/A	79.6%	83.1%	87.0%

* This is based on patients treated on this contract for their most recent course of treatment.

Figures in italics indicate the base number of FP17s or Patient Questionnaire responses are less than 100. N/A is shown where the base number of responses is less than 10 during the period. % is calculated as Quantity/Base number*100

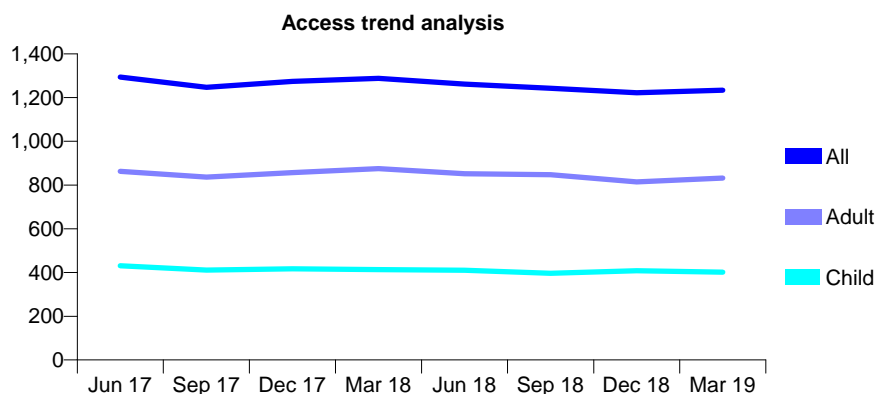
Q61 - Vital Signs At a Glance Contract Report for 964328/0001 - Year end March 2019

Name or company name	MISS FA RAMJOHN
Contract type name	GDS Contract
Purpose of contract	General
Contract start date	01/11/2011
Contract end date	

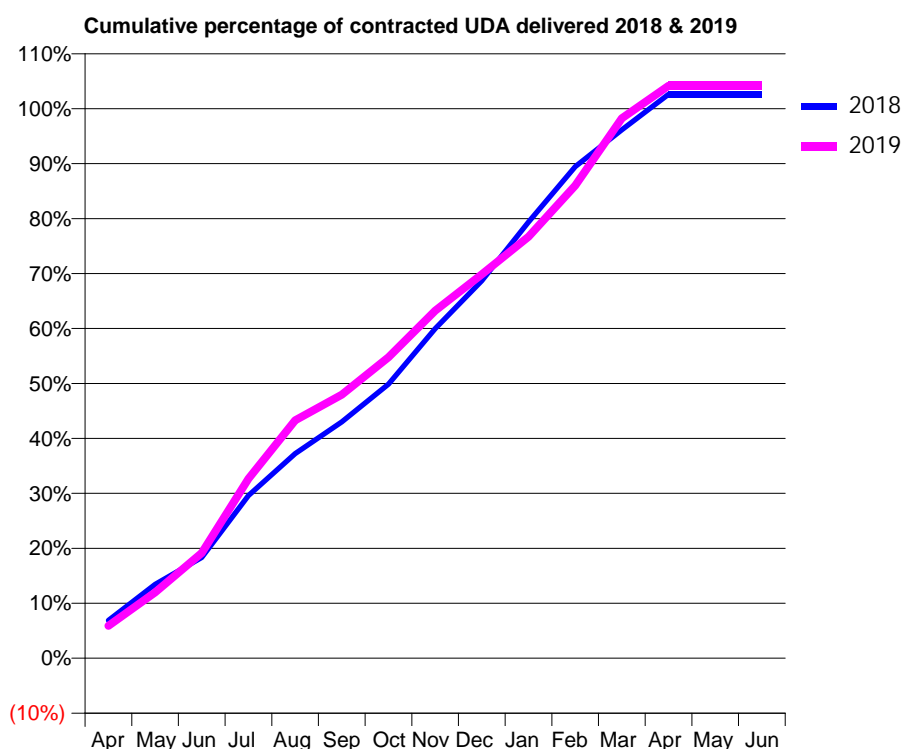
18/19 Contracted general activity (UDA)	4,344
Carry forward general activity (UDA)	-87
18/19 Contracted orthodontic activity (UOA)	0
Carry forward orthodontic activity (UOA)	0
Baseline contract value	£126,805.37

ACCESS*

Patients seen in 24 months	Total	Change since previous quarter
Quarter ending March 2018	1,288	
Quarter ending June 2018	1,262	↓
Quarter ending September 2018	1,243	↓
Quarter ending December 2018	1,222	↓
Quarter ending March 2019	1,234	→
Variance since March 2018	(4.2%)	↓



ACTIVITY



Month	2018	2019
April	299	257
May	584	521
June	796	832
July	1,286	1,419
August	1,617	1,880
September	1,868	2,084
October	2,167	2,379
November	2,606	2,746
December	2,984	3,034
January	3,448	3,331
February	3,885	3,736
March	4,177	4,268
April	4,458	4,525
May	4,458	4,525
June	4,458	4,525

QUALITY

	Quantity	Base Number	Contract	AT	Region	England
% of FP17s for the same patient ID Re-attending within 3 months - Children	26	571	4.6%	10.7%	11.9%	11.8%
% of FP17s for the same patient ID Re-attending within 3 months - Adults	97	812	11.9%	16.1%	16.9%	15.7%
% of FP17s for the same patient ID Re-attending between 3 & 9 months - Children	343	571	60.1%	45.1%	48.9%	58.9%
% of FP17s for the same patient ID Re-attending between 3 & 9 months - Adults	371	812	45.7%	36.9%	38.9%	50.8%
% of FP17s for Band 1 Urgent Courses	32	1,301	2.5%	10.9%	10.7%	9.1%
% of FP17s Relating to Free Repair or Replacements	4	1,301	0.3%	0.5%	0.5%	0.8%
% of FP17s Relating to Continuations	16	1,301	1.2%	0.7%	0.7%	0.9%
% of Patients satisfied with the dentistry they have received	0	0	N/A	89.9%	89.1%	92.5%
% of Patients satisfied with the time they had to wait for an appointment	0	0	N/A	79.6%	83.1%	87.0%

* This is based on patients treated on this contract for their most recent course of treatment.

Figures in italics indicate the base number of FP17s or Patient Questionnaire responses are less than 100. N/A is shown where the base number of responses is less than 10 during the period. % is calculated as Quantity/Base number*100

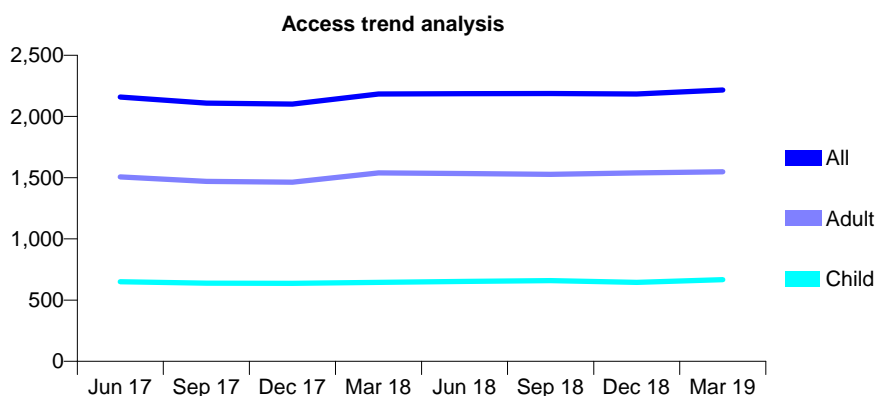
Q61 - Vital Signs At a Glance Contract Report for 999237/0001 - Year end March 2019

Name or company name	MRS JM TALIB
Contract type name	GDS Contract
Purpose of contract	General
Contract start date	01/04/2006
Contract end date	

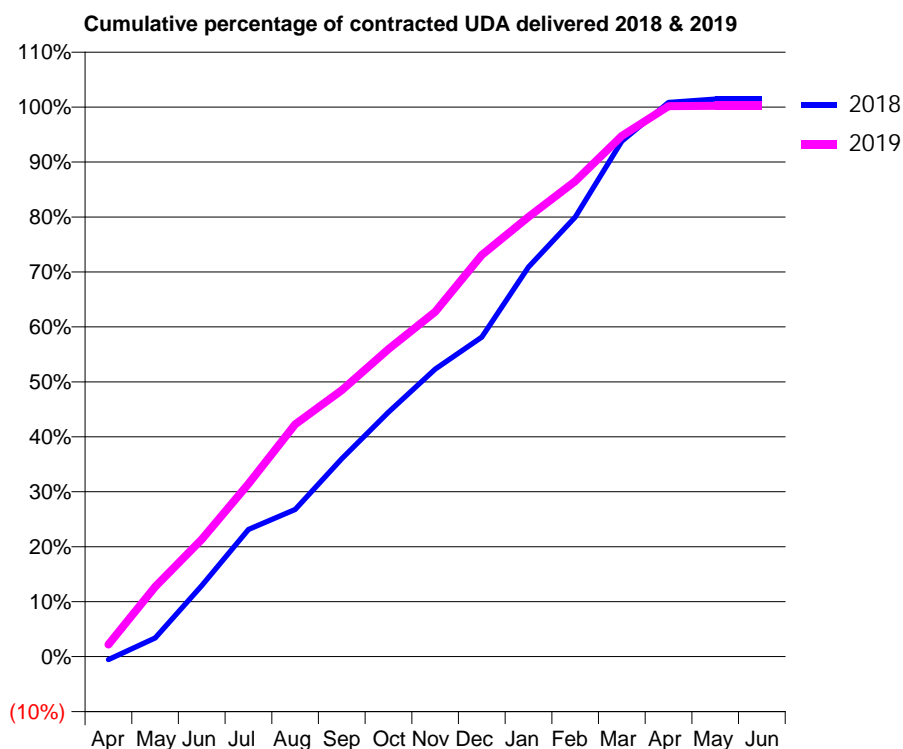
18/19 Contracted general activity (UDA)	7,248
Carry forward general activity (UDA)	-105
18/19 Contracted orthodontic activity (UOA)	0
Carry forward orthodontic activity (UOA)	0
Baseline contract value	£236,493.76

ACCESS*

Patients seen in 24 months	Total	Change since previous quarter
Quarter ending March 2018	2,184	
Quarter ending June 2018	2,187	→
Quarter ending September 2018	2,188	→
Quarter ending December 2018	2,184	→
Quarter ending March 2019	2,216	→
Variance since March 2018	1.5%	→



ACTIVITY



Month	Adjusted Scheduled Activity (UDA)	
	2018	2019
April	-42	159
May	245	921
June	936	1,547
July	1,677	2,279
August	1,941	3,065
September	2,610	3,514
October	3,224	4,056
November	3,791	4,548
December	4,213	5,298
January	5,138	5,800
February	5,796	6,270
March	6,798	6,868
April	7,308	7,260
May	7,353	7,262
June	7,353	7,262

QUALITY

	Quantity	Base Number	Contract	AT	Region	England
% of FP17s for the same patient ID Re-attending within 3 months - Children	79	829	9.5%	10.7%	11.9%	11.8%
% of FP17s for the same patient ID Re-attending within 3 months - Adults	297	1,621	18.3%	16.1%	16.9%	15.7%
% of FP17s for the same patient ID Re-attending between 3 & 9 months - Children	333	829	40.2%	45.1%	48.9%	58.9%
% of FP17s for the same patient ID Re-attending between 3 & 9 months - Adults	428	1,621	26.4%	36.9%	38.9%	50.8%
% of FP17s for Band 1 Urgent Courses	323	2,423	13.3%	10.9%	10.7%	9.1%
% of FP17s Relating to Free Repair or Replacements	5	2,423	0.2%	0.5%	0.5%	0.8%
% of FP17s Relating to Continuations	7	2,423	0.3%	0.7%	0.7%	0.9%
% of Patients satisfied with the dentistry they have received	0	0	N/A	89.9%	89.1%	92.5%
% of Patients satisfied with the time they had to wait for an appointment	0	0	N/A	79.6%	83.1%	87.0%

* This is based on patients treated on this contract for their most recent course of treatment. Figures in italics indicate the base number of FP17s or Patient Questionnaire responses are less than 100. N/A is shown where the base number of responses is less than 10 during the period. % is calculated as Quantity/Base number*100