

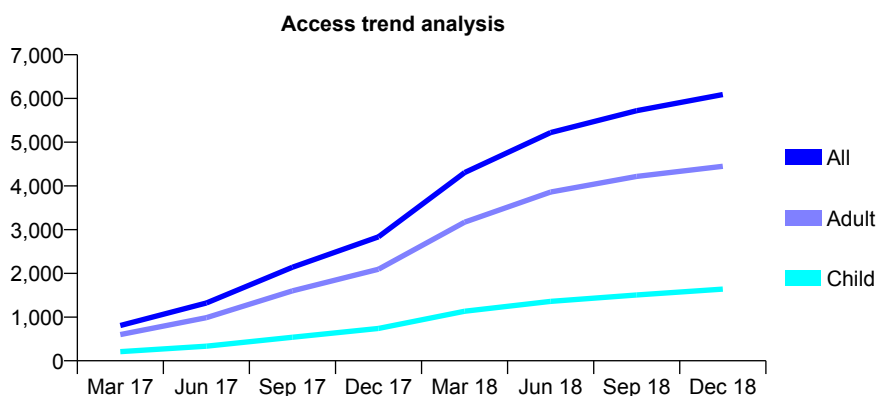
Q47 - Vital Signs At a Glance Contract Report for 100206/0000 - December 2018

Name or company name	Genix Healthcare Ltd
Contract type name	PDS Contract
Purpose of contract	General
Contract start date	10/10/2016
Contract end date	31/07/2026

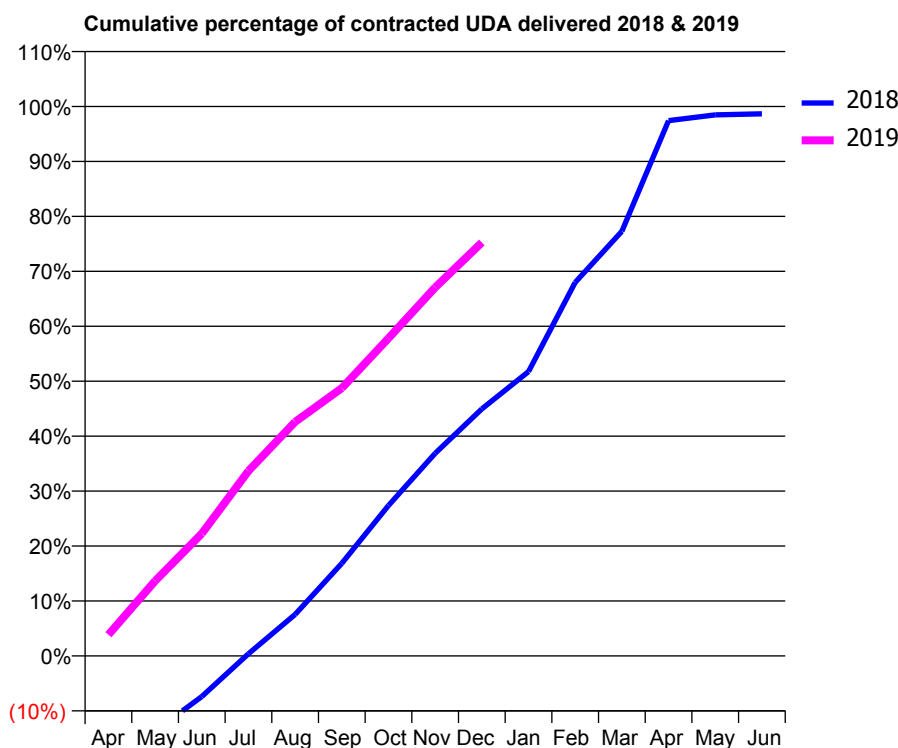
18/19 Contracted general activity (UDA)	17,063
Carry forward general activity (UDA)	163
18/19 Contracted orthodontic activity (UOA)	0
Carry forward orthodontic activity (UOA)	0
Baseline contract value	£477,774.00

ACCESS*

Patients seen in 24 months	Total	Change since previous quarter
Quarter ending December 2017	2,835	
Quarter ending March 2018	4,304	↑
Quarter ending June 2018	5,219	↑
Quarter ending September 2018	5,721	↑
Quarter ending December 2018	6,090	↑
Variance since December 2017	114.8%	↑



ACTIVITY



Month	Adjusted Scheduled Activity (UDA)	
	2018	2019
April	-2,206	660
May	-1,672	2,327
June	-904	3,798
July	50	5,743
August	922	7,267
September	2,055	8,316
October	3,337	9,864
November	4,494	11,443
December	5,478	12,840
January	6,308	
February	8,286	
March	9,420	
April	11,874	
May	12,001	
June	12,025	

QUALITY

	Quantity	Base Number	Contract	AT	Region	England
% of FP17s for the same patient ID Re-attending within 3 months - Children	138	1,949	7.1%	12.0%	12.3%	11.8%
% of FP17s for the same patient ID Re-attending within 3 months - Adults	585	5,327	11.0%	15.2%	15.8%	15.6%
% of FP17s for the same patient ID Re-attending between 3 & 9 months - Children	892	1,949	45.8%	58.4%	60.1%	58.8%
% of FP17s for the same patient ID Re-attending between 3 & 9 months - Adults	2,433	5,327	45.7%	51.4%	53.3%	51.0%
% of FP17s for Band 1 Urgent Courses	430	6,279	6.8%	10.7%	9.0%	9.0%
% of FP17s Relating to Free Repair or Replacements	27	6,279	0.4%	0.9%	1.0%	0.8%
% of FP17s Relating to Continuations	23	6,279	0.4%	0.9%	1.0%	0.9%
% of Patients satisfied with the dentistry they have received	3	3	N/A	94.5%	93.8%	93.2%
% of Patients satisfied with the time they had to wait for an appointment	3	3	N/A	86.4%	89.4%	88.3%

* This is based on patients treated on this contract for their most recent course of treatment. Figures in italics indicate the base number of FP17s or Patient Questionnaire responses are less than 100. N/A is shown where the base number of responses is less than 10 during the period. % is calculated as Quantity/Base number*100

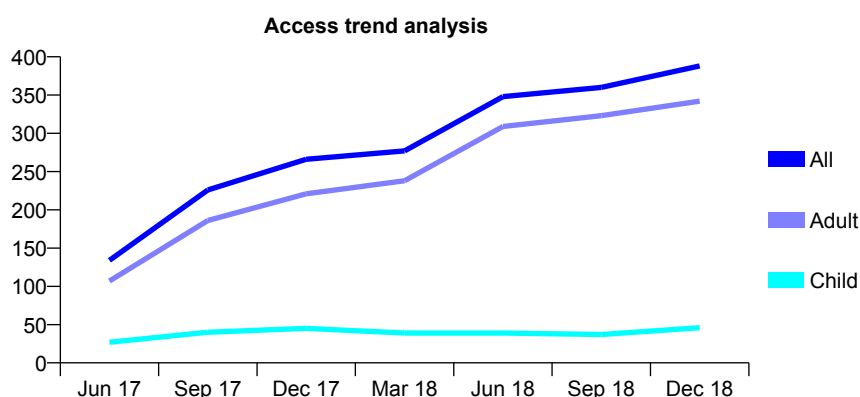
Q47 - Vital Signs At a Glance Contract Report for 100220/0000 - December 2018

Name or company name	Genix Healthcare Ltd
Contract type name	PDS Contract
Purpose of contract	General
Contract start date	10/10/2016
Contract end date	01/09/2026

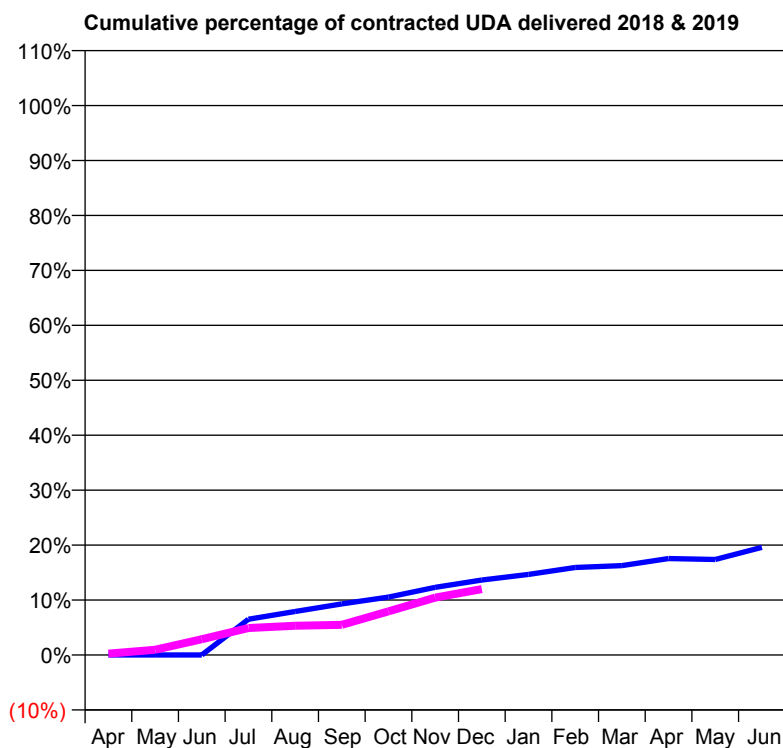
18/19 Contracted general activity (UDA)	8,558
Carry forward general activity (UDA)	0
18/19 Contracted orthodontic activity (UOA)	0
Carry forward orthodontic activity (UOA)	0
Baseline contract value	£239,622.00

ACCESS*

Patients seen in 24 months	Total	Change since previous quarter
Quarter ending December 2017	266	
Quarter ending March 2018	277	↑
Quarter ending June 2018	348	↑
Quarter ending September 2018	360	↑
Quarter ending December 2018	388	↑
Variance since December 2017	45.9%	↑



ACTIVITY



Month	Adjusted Scheduled Activity (UDA)	
	2018	2019
April	0	21
May	0	81
June	0	246
July	398	420
August	485	456
September	569	469
October	644	679
November	753	894
December	835	1,027
January	896	
February	974	
March	995	
April	1,073	
May	1,064	
June	1,198	

QUALITY

	Quantity	Base Number	Contract	AT	Region	England
% of FP17s for the same patient ID Re-attending within 3 months - Children	1	69	1.4%	12.0%	12.3%	11.8%
% of FP17s for the same patient ID Re-attending within 3 months - Adults	27	451	6.0%	15.2%	15.8%	15.6%
% of FP17s for the same patient ID Re-attending between 3 & 9 months - Children	17	69	24.6%	58.4%	60.1%	58.8%
% of FP17s for the same patient ID Re-attending between 3 & 9 months - Adults	110	451	24.4%	51.4%	53.3%	51.0%
% of FP17s for Band 1 Urgent Courses	48	398	12.1%	10.7%	9.0%	9.0%
% of FP17s Relating to Free Repair or Replacements	3	398	0.8%	0.9%	1.0%	0.8%
% of FP17s Relating to Continuations	2	398	0.5%	0.9%	1.0%	0.9%
% of Patients satisfied with the dentistry they have received	0	0	N/A	94.5%	93.8%	93.2%
% of Patients satisfied with the time they had to wait for an appointment	0	0	N/A	86.4%	89.4%	88.3%

* This is based on patients treated on this contract for their most recent course of treatment. Figures in italics indicate the base number of FP17s or Patient Questionnaire responses are less than 100. N/A is shown where the base number of responses is less than 10 during the period. % is calculated as Quantity/Base number*100

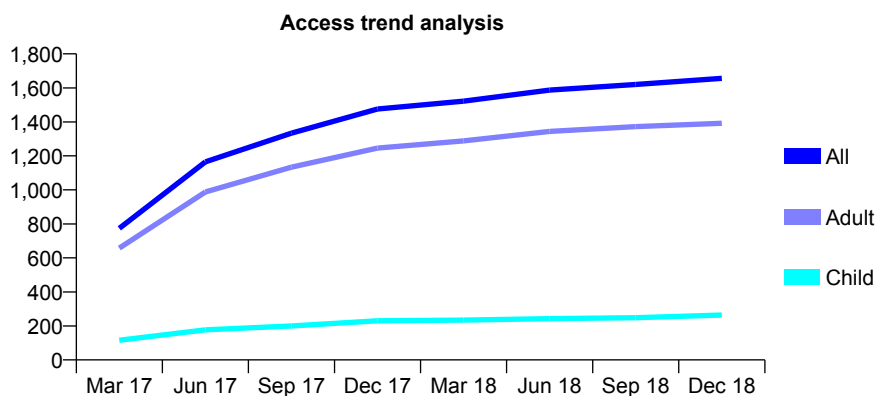
Q47 - Vital Signs At a Glance Contract Report for 100235/0000 - December 2018

Name or company name	Blackpool PCT
Contract type name	PDS Contract
Purpose of contract	General
Contract start date	01/04/2016
Contract end date	31/03/2019

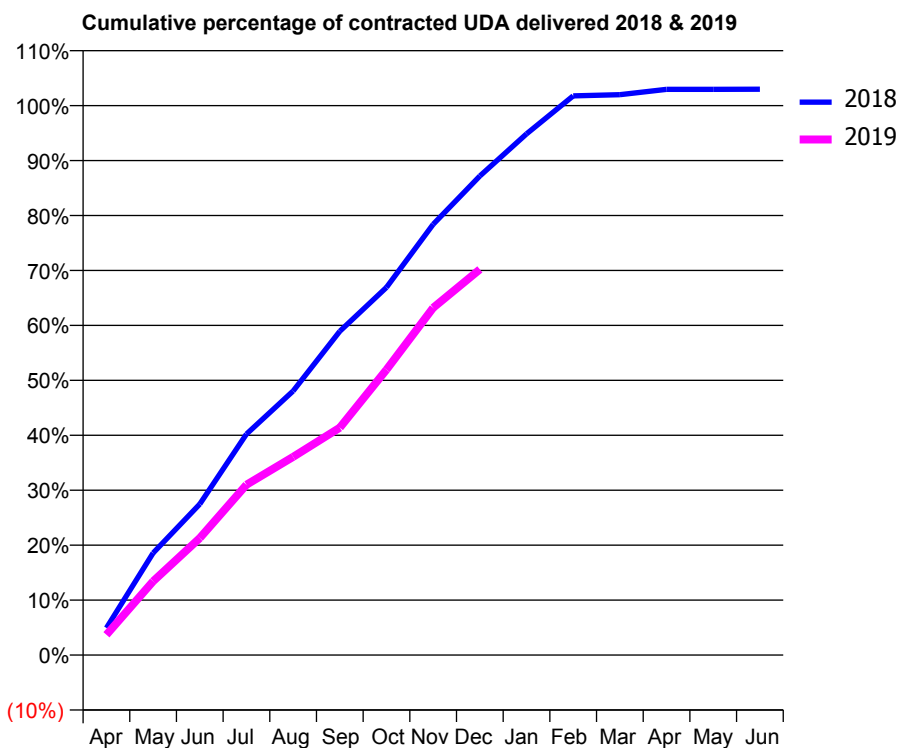
18/19 Contracted general activity (UDA)	6,200
Carry forward general activity (UDA)	0
18/19 Contracted orthodontic activity (UOA)	0
Carry forward orthodontic activity (UOA)	0
Baseline contract value	£0.00

ACCESS*

Patients seen in 24 months	Total	Change since previous quarter
Quarter ending December 2017	1,476	
Quarter ending March 2018	1,522	↑
Quarter ending June 2018	1,587	↑
Quarter ending September 2018	1,620	↑
Quarter ending December 2018	1,656	↑
Variance since December 2017	12.2%	↑



ACTIVITY



Month	Adjusted Scheduled Activity (UDA)	
	2018	2019
April	306	230
May	1,151	833
June	1,704	1,320
July	2,493	1,922
August	2,979	2,237
September	3,653	2,566
October	4,149	3,220
November	4,860	3,919
December	5,404	4,352
January	5,881	
February	6,309	
March	6,322	
April	6,382	
May	6,382	
June	6,384	

QUALITY

	Quantity	Base Number	Contract	AT	Region	England
% of FP17s for the same patient ID Re-attending within 3 months - Children	16	236	6.8%	12.0%	12.3%	11.8%
% of FP17s for the same patient ID Re-attending within 3 months - Adults	227	1,266	17.9%	15.2%	15.8%	15.6%
% of FP17s for the same patient ID Re-attending between 3 & 9 months - Children	95	236	40.3%	58.4%	60.1%	58.8%
% of FP17s for the same patient ID Re-attending between 3 & 9 months - Adults	586	1,266	46.3%	51.4%	53.3%	51.0%
% of FP17s for Band 1 Urgent Courses	121	1,464	8.3%	10.7%	9.0%	9.0%
% of FP17s Relating to Free Repair or Replacements	42	1,464	2.9%	0.9%	1.0%	0.8%
% of FP17s Relating to Continuations	46	1,464	3.1%	0.9%	1.0%	0.9%
% of Patients satisfied with the dentistry they have received	2	2	N/A	94.5%	93.8%	93.2%
% of Patients satisfied with the time they had to wait for an appointment	2	2	N/A	86.4%	89.4%	88.3%

* This is based on patients treated on this contract for their most recent course of treatment. Figures in italics indicate the base number of FP17s or Patient Questionnaire responses are less than 100. N/A is shown where the base number of responses is less than 10 during the period. % is calculated as Quantity/Base number*100

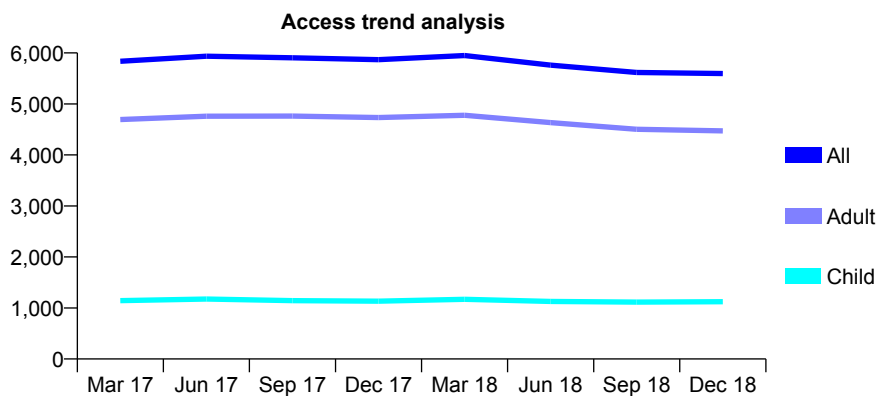
Q47 - Vital Signs At a Glance Contract Report for 101281/0014 - December 2018

Name or company name	OASIS DENTAL CARE LTD
Contract type name	Pilot Contract
Purpose of contract	General
Contract start date	01/04/2006
Contract end date	

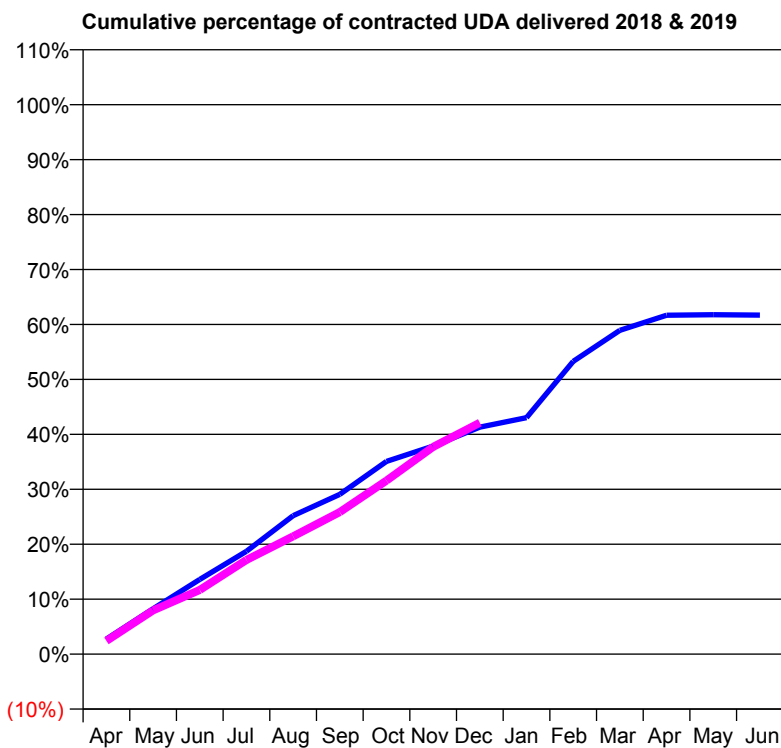
18/19 Contracted general activity (UDA)	23,097
Carry forward general activity (UDA)	0
18/19 Contracted orthodontic activity (UOA)	0
Carry forward orthodontic activity (UOA)	0
Baseline contract value	£697,223.31

ACCESS*

Patients seen in 24 months	Total	Change since previous quarter
Quarter ending December 2017	5,868	
Quarter ending March 2018	5,949	→
Quarter ending June 2018	5,762	↓
Quarter ending September 2018	5,617	↓
Quarter ending December 2018	5,595	→
Variance since December 2017	(4.7%)	↓



ACTIVITY



Month	Adjusted Scheduled Activity (UDA)	
	2018	2019
April	634	560
May	1,907	1,843
June	3,142	2,701
July	4,325	3,960
August	5,822	4,951
September	6,718	5,975
October	8,102	7,293
November	8,745	8,714
December	9,544	9,726
January	9,943	
February	12,303	
March	13,609	
April	14,247	
May	14,265	
June	14,253	

QUALITY

	Quantity	Base Number	Contract	AT	Region	England
% of FP17s for the same patient ID Re-attending within 3 months - Children	34	1,020	3.3%	12.0%	12.3%	11.8%
% of FP17s for the same patient ID Re-attending within 3 months - Adults	366	3,950	9.3%	15.2%	15.8%	15.6%
% of FP17s for the same patient ID Re-attending between 3 & 9 months - Children	530	1,020	52.0%	58.4%	60.1%	58.8%
% of FP17s for the same patient ID Re-attending between 3 & 9 months - Adults	2,194	3,950	55.5%	51.4%	53.3%	51.0%
% of FP17s for Band 1 Urgent Courses	280	4,668	6.0%	10.7%	9.0%	9.0%
% of FP17s Relating to Free Repair or Replacements	34	4,668	0.7%	0.9%	1.0%	0.8%
% of FP17s Relating to Continuations	15	4,668	0.3%	0.9%	1.0%	0.9%
% of Patients satisfied with the dentistry they have received	2	2	N/A	94.5%	93.8%	93.2%
% of Patients satisfied with the time they had to wait for an appointment	2	2	N/A	86.4%	89.4%	88.3%

* This is based on patients treated on this contract for their most recent course of treatment. Figures in italics indicate the base number of FP17s or Patient Questionnaire responses are less than 100. N/A is shown where the base number of responses is less than 10 during the period. % is calculated as Quantity/Base number*100

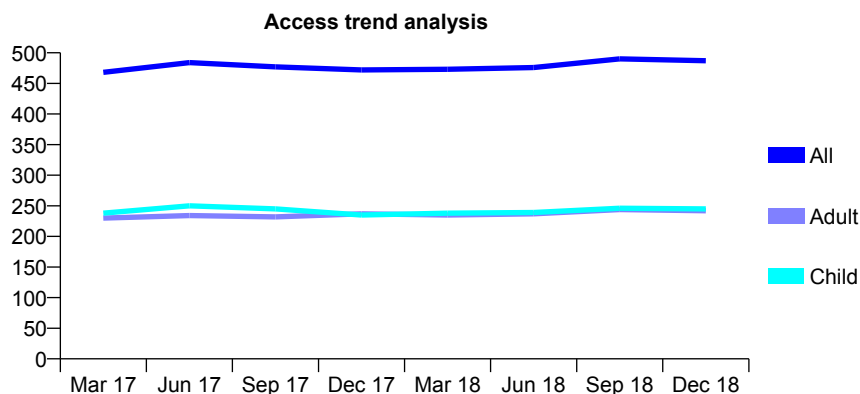
Q47 - Vital Signs At a Glance Contract Report for 101281/0020 - December 2018

Name or company name	OASIS DENTAL CARE LTD
Contract type name	GDS Contract
Purpose of contract	General
Contract start date	01/04/2006
Contract end date	

18/19 Contracted general activity (UDA)	1,000
Carry forward general activity (UDA)	-20
18/19 Contracted orthodontic activity (UOA)	0
Carry forward orthodontic activity (UOA)	0
Baseline contract value	£33,808.14

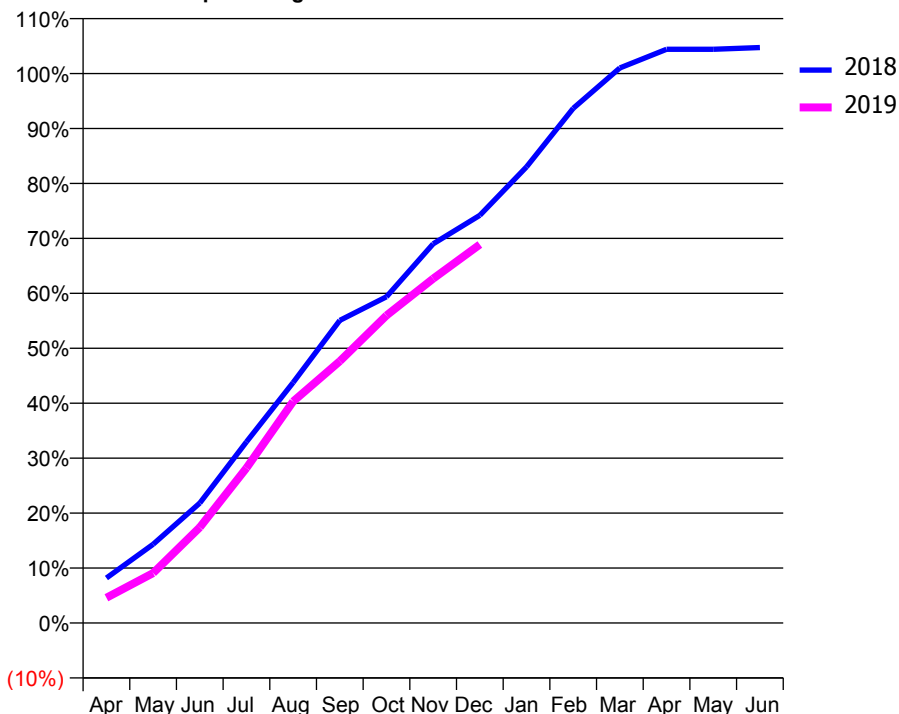
ACCESS*

Patients seen in 24 months	Total	Change since previous quarter
Quarter ending December 2017	472	
Quarter ending March 2018	473	→
Quarter ending June 2018	476	→
Quarter ending September 2018	490	↑
Quarter ending December 2018	487	→
Variance since December 2017	3.2%	↑



ACTIVITY

Cumulative percentage of contracted UDA delivered 2018 & 2019



Month	Adjusted Scheduled Activity (UDA)	
	2018	2019
April	82	46
May	143	91
June	218	174
July	330	282
August	438	403
September	551	476
October	594	560
November	690	627
December	742	689
January	830	
February	937	
March	1,010	
April	1,044	
May	1,044	
June	1,047	

QUALITY

	Quantity	Base Number	Contract	AT	Region	England
% of FP17s for the same patient ID Re-attending within 3 months - Children	10	301	3.3%	12.0%	12.3%	11.8%
% of FP17s for the same patient ID Re-attending within 3 months - Adults	7	195	3.6%	15.2%	15.8%	15.6%
% of FP17s for the same patient ID Re-attending between 3 & 9 months - Children	215	301	71.4%	58.4%	60.1%	58.8%
% of FP17s for the same patient ID Re-attending between 3 & 9 months - Adults	107	195	54.9%	51.4%	53.3%	51.0%
% of FP17s for Band 1 Urgent Courses	4	470	0.9%	10.7%	9.0%	9.0%
% of FP17s Relating to Free Repair or Replacements	4	470	0.9%	0.9%	1.0%	0.8%
% of FP17s Relating to Continuations	0	470	0.0%	0.9%	1.0%	0.9%
% of Patients satisfied with the dentistry they have received	0	0	N/A	94.5%	93.8%	93.2%
% of Patients satisfied with the time they had to wait for an appointment	0	0	N/A	86.4%	89.4%	88.3%

* This is based on patients treated on this contract for their most recent course of treatment. Figures in italics indicate the base number of FP17s or Patient Questionnaire responses are less than 100. N/A is shown where the base number of responses is less than 10 during the period. % is calculated as Quantity/Base number*100

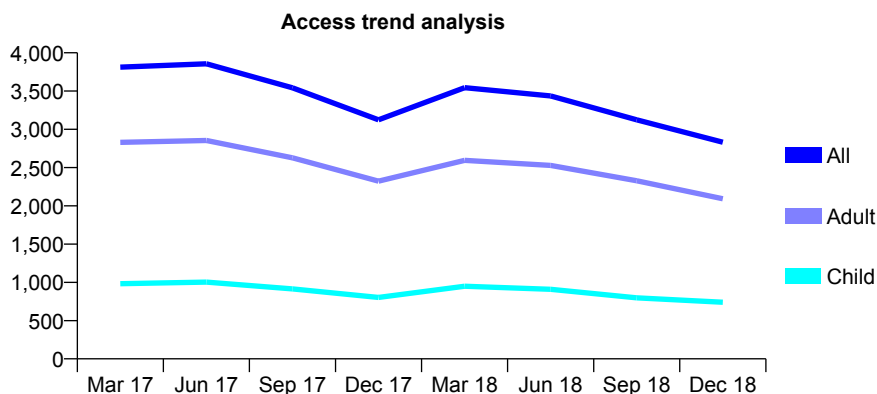
Q47 - Vital Signs At a Glance Contract Report for 101281/0021 - December 2018

Name or company name	OASIS DENTAL CARE LTD
Contract type name	GDS Contract
Purpose of contract	General
Contract start date	01/04/2006
Contract end date	

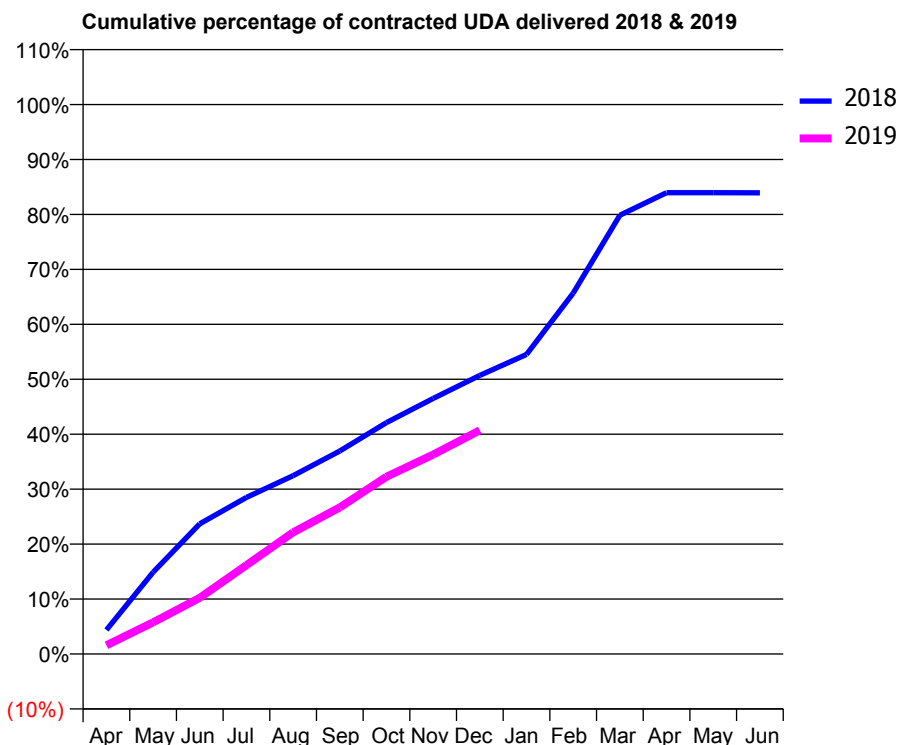
18/19 Contracted general activity (UDA)	12,500
Carry forward general activity (UDA)	0
18/19 Contracted orthodontic activity (UOA)	0
Carry forward orthodontic activity (UOA)	0
Baseline contract value	£302,287.55

ACCESS*

Patients seen in 24 months	Total	Change since previous quarter
Quarter ending December 2017	3,125	
Quarter ending March 2018	3,544	↑
Quarter ending June 2018	3,437	↓
Quarter ending September 2018	3,124	↓
Quarter ending December 2018	2,832	↓
Variance since December 2017	(9.4%)	↓



ACTIVITY



Month	Adjusted Scheduled Activity (UDA)	
	2018	2019
April	547	198
May	1,860	722
June	2,962	1,279
July	3,563	2,022
August	4,057	2,769
September	4,618	3,336
October	5,264	4,032
November	5,814	4,536
December	6,338	5,087
January	6,815	
February	8,211	
March	9,980	
April	10,493	
May	10,493	
June	10,492	

QUALITY

	Quantity	Base Number	Contract	AT	Region	England
% of FP17s for the same patient ID Re-attending within 3 months - Children	46	781	5.9%	12.0%	12.3%	11.8%
% of FP17s for the same patient ID Re-attending within 3 months - Adults	262	2,071	12.7%	15.2%	15.8%	15.6%
% of FP17s for the same patient ID Re-attending between 3 & 9 months - Children	428	781	54.8%	58.4%	60.1%	58.8%
% of FP17s for the same patient ID Re-attending between 3 & 9 months - Adults	989	2,071	47.8%	51.4%	53.3%	51.0%
% of FP17s for Band 1 Urgent Courses	122	2,637	4.6%	10.7%	9.0%	9.0%
% of FP17s Relating to Free Repair or Replacements	29	2,637	1.1%	0.9%	1.0%	0.8%
% of FP17s Relating to Continuations	52	2,637	2.0%	0.9%	1.0%	0.9%
% of Patients satisfied with the dentistry they have received	1	1	N/A	94.5%	93.8%	93.2%
% of Patients satisfied with the time they had to wait for an appointment	1	1	N/A	86.4%	89.4%	88.3%

* This is based on patients treated on this contract for their most recent course of treatment. Figures in italics indicate the base number of FP17s or Patient Questionnaire responses are less than 100. N/A is shown where the base number of responses is less than 10 during the period. % is calculated as Quantity/Base number*100

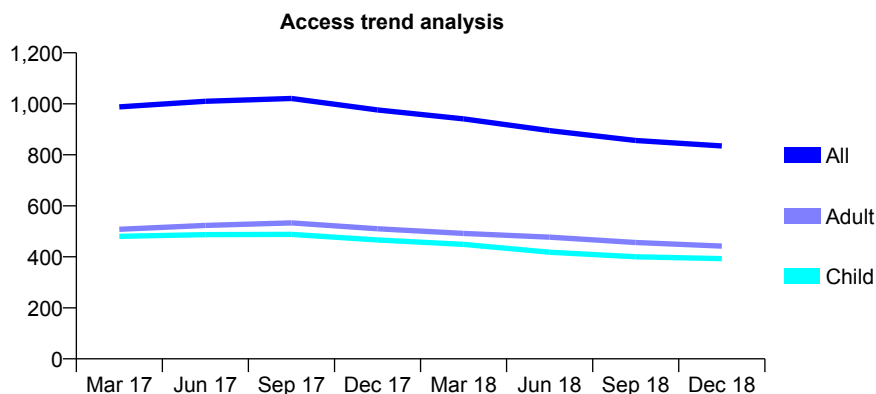
Q47 - Vital Signs At a Glance Contract Report for 101281/0066 - December 2018

Name or company name	OASIS DENTAL CARE LTD
Contract type name	GDS Contract
Purpose of contract	General
Contract start date	01/04/2006
Contract end date	

18/19 Contracted general activity (UDA)	2,200
Carry forward general activity (UDA)	-44
18/19 Contracted orthodontic activity (UOA)	0
Carry forward orthodontic activity (UOA)	0
Baseline contract value	£56,995.84

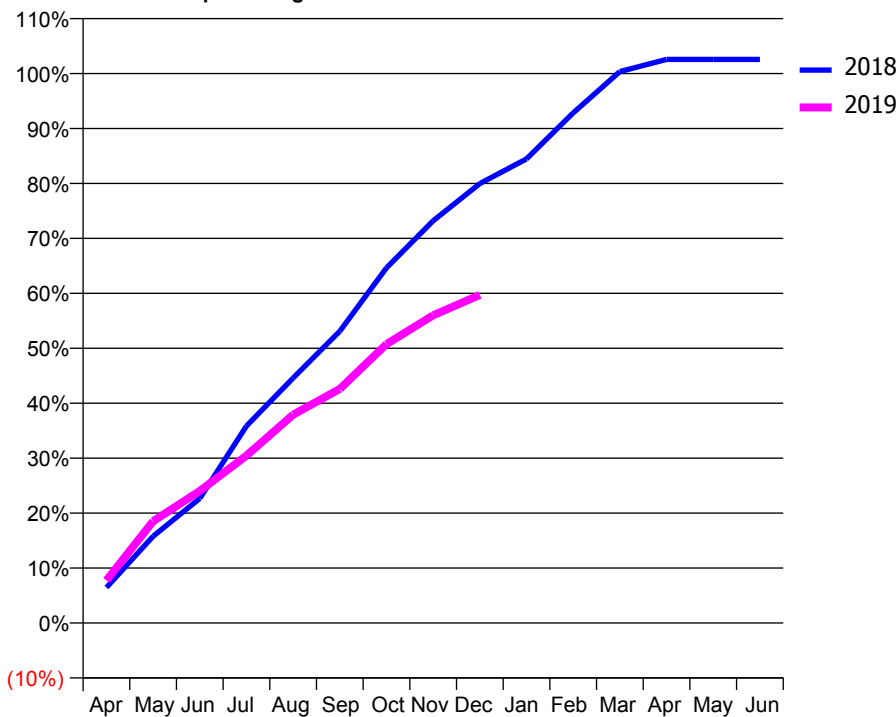
ACCESS*

Patients seen in 24 months	Total	Change since previous quarter
Quarter ending December 2017	976	
Quarter ending March 2018	941	↓
Quarter ending June 2018	895	↓
Quarter ending September 2018	856	↓
Quarter ending December 2018	835	↓
Variance since December 2017	(14.4%)	↓



ACTIVITY

Cumulative percentage of contracted UDA delivered 2018 & 2019



Adjusted Scheduled Activity (UDA)		
Month	2018	2019
April	142	171
May	347	407
June	499	529
July	789	670
August	981	834
September	1,168	937
October	1,422	1,117
November	1,610	1,232
December	1,759	1,314
January	1,858	
February	2,042	
March	2,208	
April	2,257	
May	2,257	
June	2,257	

QUALITY

	Quantity	Base Number	Contract	AT	Region	England
% of FP17s for the same patient ID Re-attending within 3 months - Children	29	369	7.9%	12.0%	12.3%	11.8%
% of FP17s for the same patient ID Re-attending within 3 months - Adults	24	304	7.9%	15.2%	15.8%	15.6%
% of FP17s for the same patient ID Re-attending between 3 & 9 months - Children	220	369	59.6%	58.4%	60.1%	58.8%
% of FP17s for the same patient ID Re-attending between 3 & 9 months - Adults	166	304	54.6%	51.4%	53.3%	51.0%
% of FP17s for Band 1 Urgent Courses	28	644	4.3%	10.7%	9.0%	9.0%
% of FP17s Relating to Free Repair or Replacements	3	644	0.5%	0.9%	1.0%	0.8%
% of FP17s Relating to Continuations	10	644	1.6%	0.9%	1.0%	0.9%
% of Patients satisfied with the dentistry they have received	0	0	N/A	94.5%	93.8%	93.2%
% of Patients satisfied with the time they had to wait for an appointment	0	0	N/A	86.4%	89.4%	88.3%

* This is based on patients treated on this contract for their most recent course of treatment. Figures in italics indicate the base number of FP17s or Patient Questionnaire responses are less than 100. N/A is shown where the base number of responses is less than 10 during the period. % is calculated as Quantity/Base number*100

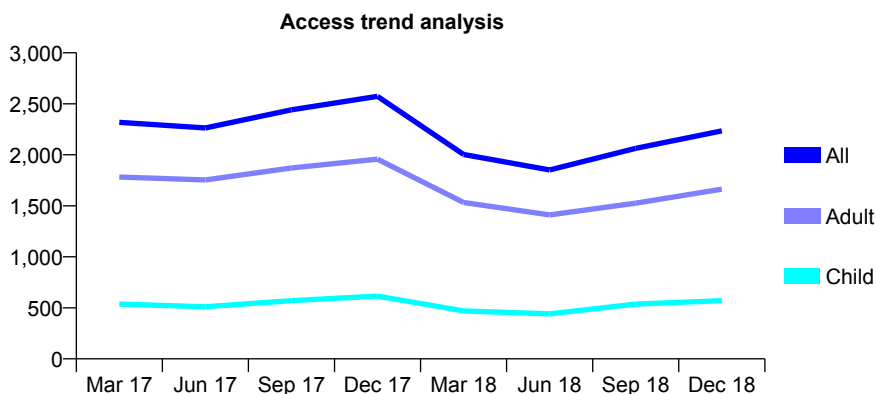
Q47 - Vital Signs At a Glance Contract Report for 101281/0101 - December 2018

Name or company name	OASIS DENTAL CARE LTD
Contract type name	GDS Contract
Purpose of contract	General
Contract start date	01/04/2006
Contract end date	

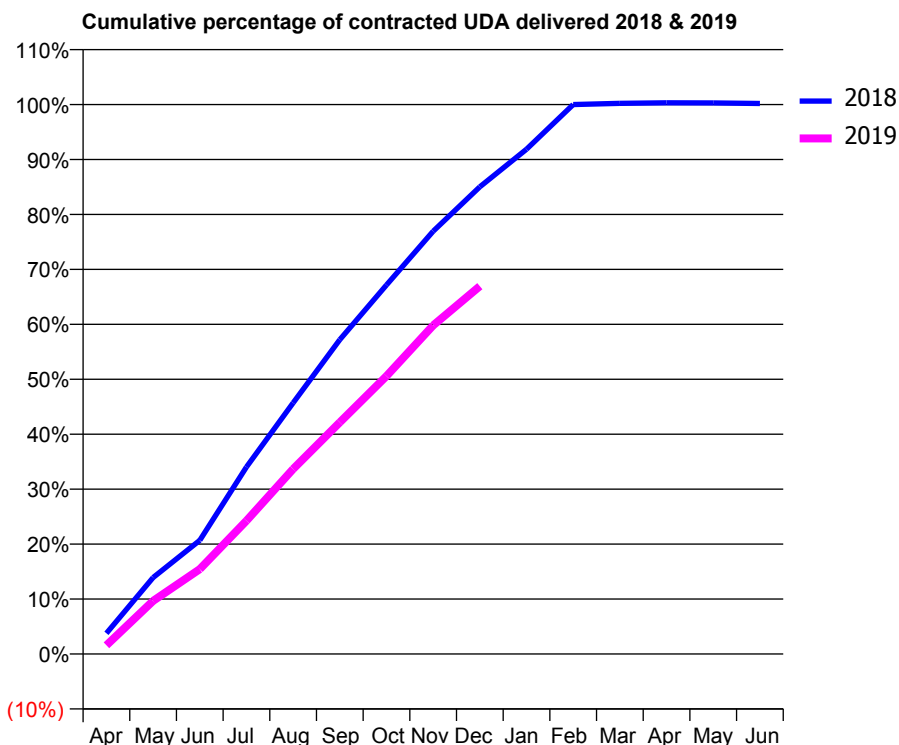
18/19 Contracted general activity (UDA)	6,721
Carry forward general activity (UDA)	-13
18/19 Contracted orthodontic activity (UOA)	0
Carry forward orthodontic activity (UOA)	0
Baseline contract value	£164,840.57

ACCESS*

Patients seen in 24 months	Total	Change since previous quarter
Quarter ending December 2017	2,573	
Quarter ending March 2018	2,003	↓
Quarter ending June 2018	1,852	↓
Quarter ending September 2018	2,063	↑
Quarter ending December 2018	2,235	↑
Variance since December 2017	(13.1%)	↓



ACTIVITY



Month	Adjusted Scheduled Activity (UDA)	
	2018	2019
April	254	106
May	936	650
June	1,391	1,038
July	2,288	1,631
August	3,072	2,264
September	3,845	2,834
October	4,514	3,399
November	5,171	4,019
December	5,714	4,499
January	6,174	
February	6,721	
March	6,735	
April	6,741	
May	6,740	
June	6,734	

QUALITY

	Quantity	Base Number	Contract	AT	Region	England
% of FP17s for the same patient ID Re-attending within 3 months - Children	27	596	4.5%	12.0%	12.3%	11.8%
% of FP17s for the same patient ID Re-attending within 3 months - Adults	228	1,884	12.1%	15.2%	15.8%	15.6%
% of FP17s for the same patient ID Re-attending between 3 & 9 months - Children	258	596	43.3%	58.4%	60.1%	58.8%
% of FP17s for the same patient ID Re-attending between 3 & 9 months - Adults	654	1,884	34.7%	51.4%	53.3%	51.0%
% of FP17s for Band 1 Urgent Courses	223	2,479	9.0%	10.7%	9.0%	9.0%
% of FP17s Relating to Free Repair or Replacements	14	2,479	0.6%	0.9%	1.0%	0.8%
% of FP17s Relating to Continuations	37	2,479	1.5%	0.9%	1.0%	0.9%
% of Patients satisfied with the dentistry they have received	2	2	N/A	94.5%	93.8%	93.2%
% of Patients satisfied with the time they had to wait for an appointment	1	2	N/A	86.4%	89.4%	88.3%

* This is based on patients treated on this contract for their most recent course of treatment. Figures in italics indicate the base number of FP17s or Patient Questionnaire responses are less than 100. N/A is shown where the base number of responses is less than 10 during the period. % is calculated as Quantity/Base number*100

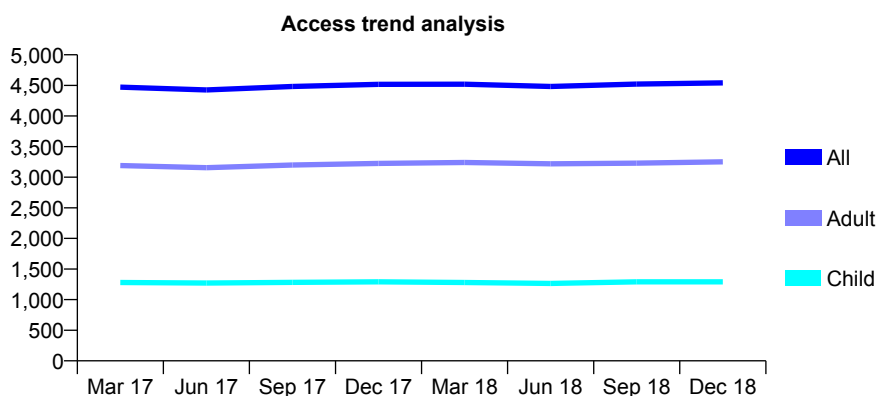
Q47 - Vital Signs At a Glance Contract Report for 101281/0150 - December 2018

Name or company name	OASIS DENTAL CARE LTD
Contract type name	GDS Contract
Purpose of contract	General
Contract start date	01/04/2006
Contract end date	

18/19 Contracted general activity (UDA)	13,814
Carry forward general activity (UDA)	-220
18/19 Contracted orthodontic activity (UOA)	0
Carry forward orthodontic activity (UOA)	0
Baseline contract value	£380,266.03

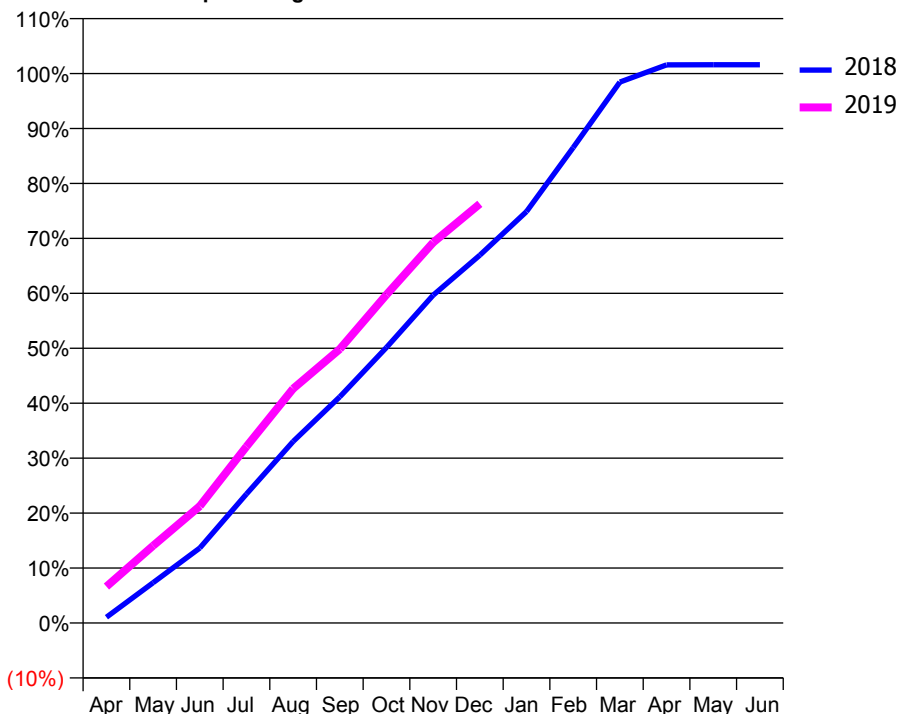
ACCESS*

Patients seen in 24 months	Total	Change since previous quarter
Quarter ending December 2017	4,517	
Quarter ending March 2018	4,520	→
Quarter ending June 2018	4,483	→
Quarter ending September 2018	4,521	→
Quarter ending December 2018	4,541	→
Variance since December 2017	0.5%	→



ACTIVITY

Cumulative percentage of contracted UDA delivered 2018 & 2019



Month	Adjusted Scheduled Activity (UDA)	
	2018	2019
April	147	917
May	1,015	1,944
June	1,884	2,938
July	3,242	4,437
August	4,563	5,890
September	5,687	6,887
October	6,927	8,254
November	8,240	9,564
December	9,246	10,539
January	10,345	
February	11,952	
March	13,599	
April	14,032	
May	14,034	
June	14,034	

QUALITY

	Quantity	Base Number	Contract	AT	Region	England
% of FP17s for the same patient ID Re-attending within 3 months - Children	111	1,528	7.3%	12.0%	12.3%	11.8%
% of FP17s for the same patient ID Re-attending within 3 months - Adults	612	3,920	15.6%	15.2%	15.8%	15.6%
% of FP17s for the same patient ID Re-attending between 3 & 9 months - Children	1,064	1,528	69.6%	58.4%	60.1%	58.8%
% of FP17s for the same patient ID Re-attending between 3 & 9 months - Adults	2,593	3,920	66.1%	51.4%	53.3%	51.0%
% of FP17s for Band 1 Urgent Courses	409	5,274	7.8%	10.7%	9.0%	9.0%
% of FP17s Relating to Free Repair or Replacements	77	5,274	1.5%	0.9%	1.0%	0.8%
% of FP17s Relating to Continuations	111	5,274	2.1%	0.9%	1.0%	0.9%
% of Patients satisfied with the dentistry they have received	2	2	N/A	94.5%	93.8%	93.2%
% of Patients satisfied with the time they had to wait for an appointment	2	2	N/A	86.4%	89.4%	88.3%

* This is based on patients treated on this contract for their most recent course of treatment. Figures in italics indicate the base number of FP17s or Patient Questionnaire responses are less than 100. N/A is shown where the base number of responses is less than 10 during the period. % is calculated as Quantity/Base number*100

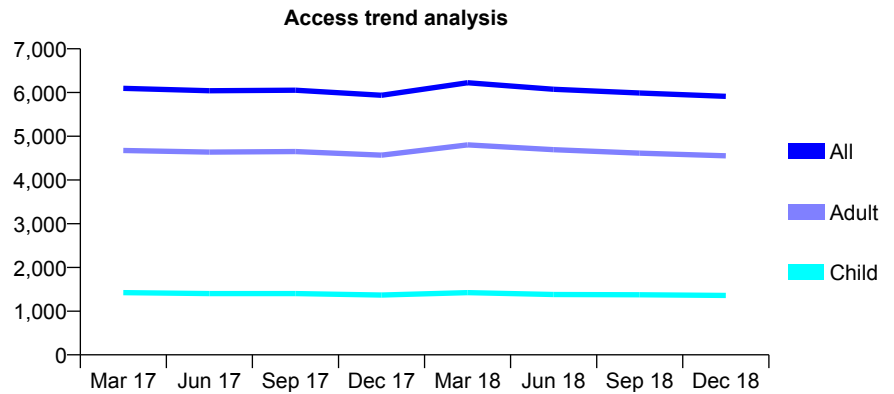
Q47 - Vital Signs At a Glance Contract Report for 101281/0204 - December 2018

Name or company name	OASIS DENTAL CARE LTD
Contract type name	GDS Contract
Purpose of contract	General
Contract start date	08/07/2009
Contract end date	

18/19 Contracted general activity (UDA)	21,000
Carry forward general activity (UDA)	0
18/19 Contracted orthodontic activity (UOA)	0
Carry forward orthodontic activity (UOA)	0
Baseline contract value	£482,058.04

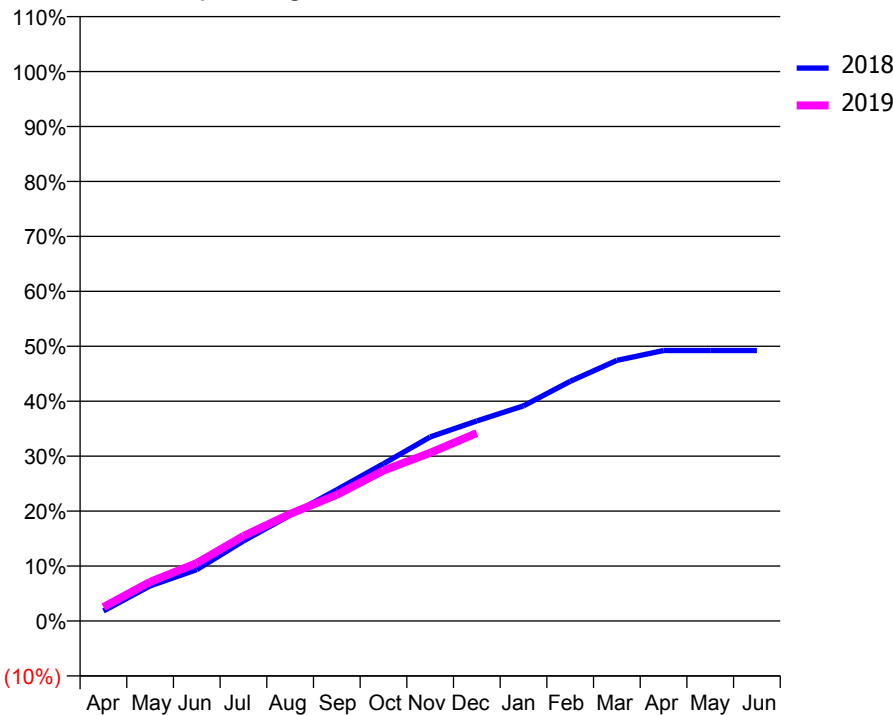
ACCESS*

Patients seen in 24 months	Total	Change since previous quarter
Quarter ending December 2017	5,938	
Quarter ending March 2018	6,224	↑
Quarter ending June 2018	6,074	↓
Quarter ending September 2018	5,988	↓
Quarter ending December 2018	5,913	↓
Variance since December 2017	(0.4%)	→



ACTIVITY

Cumulative percentage of contracted UDA delivered 2018 & 2019



Month	Adjusted Scheduled Activity (UDA)	
	2018	2019
April	386	531
May	1,344	1,497
June	1,965	2,214
July	3,062	3,248
August	4,041	4,096
September	5,018	4,824
October	6,011	5,751
November	7,036	6,427
December	7,644	7,183
January	8,224	
February	9,158	
March	9,960	
April	10,338	
May	10,339	
June	10,339	

QUALITY

	Quantity	Base Number	Contract	AT	Region	England
% of FP17s for the same patient ID Re-attending within 3 months - Children	39	989	3.9%	12.0%	12.3%	11.8%
% of FP17s for the same patient ID Re-attending within 3 months - Adults	495	3,440	14.4%	15.2%	15.8%	15.6%
% of FP17s for the same patient ID Re-attending between 3 & 9 months - Children	260	989	26.3%	58.4%	60.1%	58.8%
% of FP17s for the same patient ID Re-attending between 3 & 9 months - Adults	840	3,440	24.4%	51.4%	53.3%	51.0%
% of FP17s for Band 1 Urgent Courses	520	4,190	12.4%	10.7%	9.0%	9.0%
% of FP17s Relating to Free Repair or Replacements	43	4,190	1.0%	0.9%	1.0%	0.8%
% of FP17s Relating to Continuations	47	4,190	1.1%	0.9%	1.0%	0.9%
% of Patients satisfied with the dentistry they have received	2	3	N/A	94.5%	93.8%	93.2%
% of Patients satisfied with the time they had to wait for an appointment	1	3	N/A	86.4%	89.4%	88.3%

* This is based on patients treated on this contract for their most recent course of treatment. Figures in italics indicate the base number of FP17s or Patient Questionnaire responses are less than 100. N/A is shown where the base number of responses is less than 10 during the period. % is calculated as Quantity/Base number*100

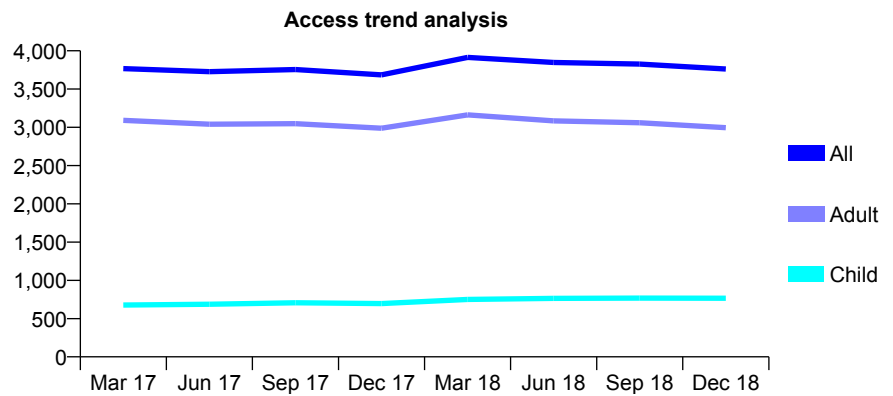
Q47 - Vital Signs At a Glance Contract Report for 101281/0224 - December 2018

Name or company name	OASIS DENTAL CARE LTD
Contract type name	PDS Plus Contract
Purpose of contract	General
Contract start date	18/08/2010
Contract end date	31/03/2020

18/19 Contracted general activity (UDA)	14,000
Carry forward general activity (UDA)	0
18/19 Contracted orthodontic activity (UOA)	0
Carry forward orthodontic activity (UOA)	0
Baseline contract value	£173,684.97

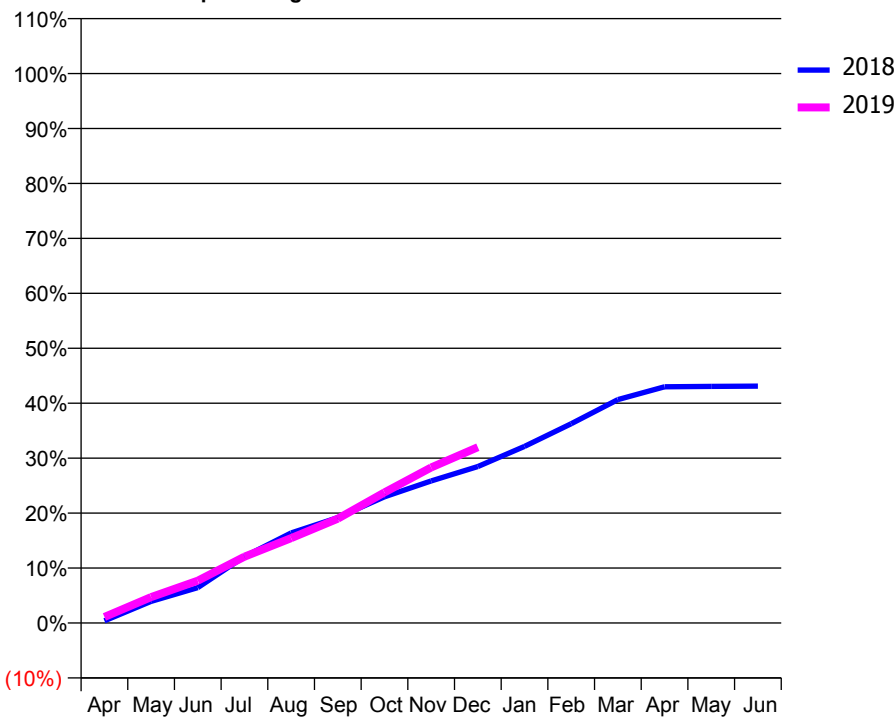
ACCESS*

Patients seen in 24 months	Total	Change since previous quarter
Quarter ending December 2017	3,685	
Quarter ending March 2018	3,913	↑
Quarter ending June 2018	3,848	↓
Quarter ending September 2018	3,827	→
Quarter ending December 2018	3,762	↓
Variance since December 2017	2.1%	↑



ACTIVITY

Cumulative percentage of contracted UDA delivered 2018 & 2019



Month	Adjusted Scheduled Activity (UDA)	
	2018	2019
April	55	154
May	553	661
June	901	1,079
July	1,693	1,690
August	2,295	2,164
September	2,686	2,659
October	3,214	3,327
November	3,619	3,962
December	3,988	4,478
January	4,499	
February	5,077	
March	5,693	
April	6,020	
May	6,028	
June	6,034	

QUALITY

	Quantity	Base Number	Contract	AT	Region	England
% of FP17s for the same patient ID Re-attending within 3 months - Children	39	801	4.9%	12.0%	12.3%	11.8%
% of FP17s for the same patient ID Re-attending within 3 months - Adults	257	1,953	13.2%	15.2%	15.8%	15.6%
% of FP17s for the same patient ID Re-attending between 3 & 9 months - Children	500	801	62.4%	58.4%	60.1%	58.8%
% of FP17s for the same patient ID Re-attending between 3 & 9 months - Adults	448	1,953	22.9%	51.4%	53.3%	51.0%
% of FP17s for Band 1 Urgent Courses	208	2,535	8.2%	10.7%	9.0%	9.0%
% of FP17s Relating to Free Repair or Replacements	17	2,535	0.7%	0.9%	1.0%	0.8%
% of FP17s Relating to Continuations	41	2,535	1.6%	0.9%	1.0%	0.9%
% of Patients satisfied with the dentistry they have received	2	2	N/A	94.5%	93.8%	93.2%
% of Patients satisfied with the time they had to wait for an appointment	2	2	N/A	86.4%	89.4%	88.3%

* This is based on patients treated on this contract for their most recent course of treatment. Figures in italics indicate the base number of FP17s or Patient Questionnaire responses are less than 100. N/A is shown where the base number of responses is less than 10 during the period. % is calculated as Quantity/Base number*100

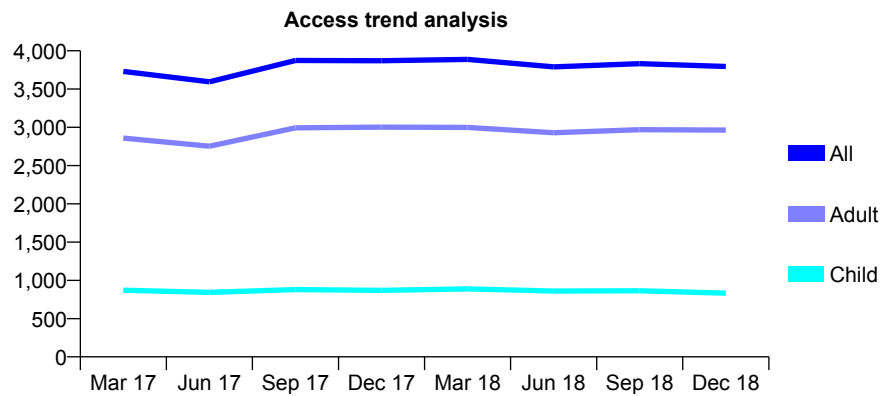
Q47 - Vital Signs At a Glance Contract Report for 101281/0227 - December 2018

Name or company name	OASIS DENTAL CARE LTD
Contract type name	PDS Plus Contract
Purpose of contract	General
Contract start date	04/10/2010
Contract end date	31/03/2020

18/19 Contracted general activity (UDA)	14,000
Carry forward general activity (UDA)	0
18/19 Contracted orthodontic activity (UOA)	0
Carry forward orthodontic activity (UOA)	0
Baseline contract value	£175,664.98

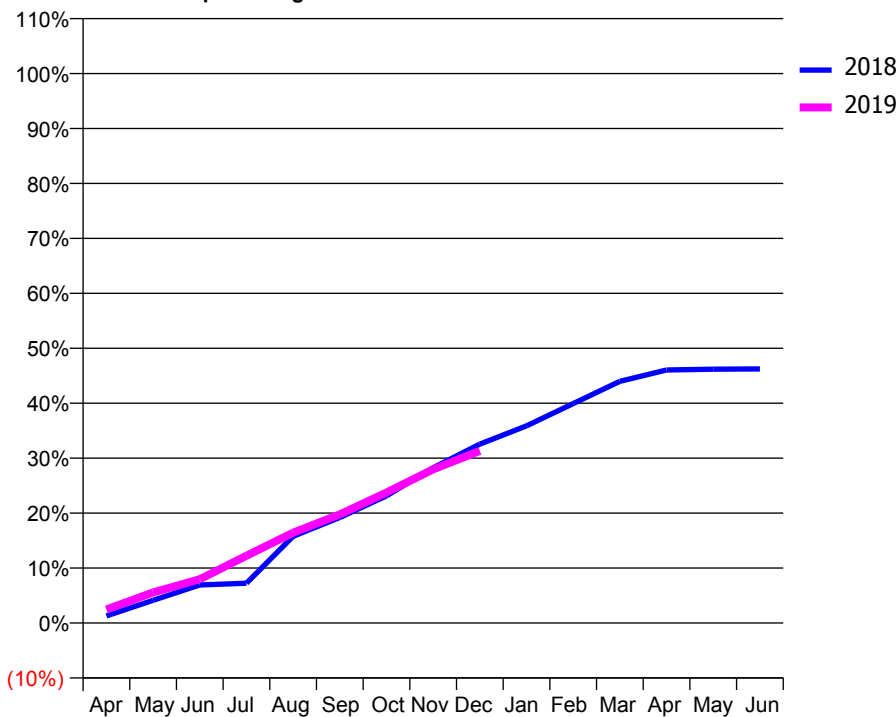
ACCESS*

Patients seen in 24 months	Total	Change since previous quarter
Quarter ending December 2017	3,871	
Quarter ending March 2018	3,887	→
Quarter ending June 2018	3,790	↓
Quarter ending September 2018	3,832	→
Quarter ending December 2018	3,796	→
Variance since December 2017	(1.9%)	↓



ACTIVITY

Cumulative percentage of contracted UDA delivered 2018 & 2019



Month	Adjusted Scheduled Activity (UDA)	
	2018	2019
April	182	343
May	579	778
June	969	1,117
July	1,016	1,716
August	2,210	2,300
September	2,690	2,769
October	3,239	3,325
November	3,956	3,917
December	4,557	4,386
January	5,024	
February	5,591	
March	6,159	
April	6,448	
May	6,467	
June	6,473	

QUALITY

	Quantity	Base Number	Contract	AT	Region	England
% of FP17s for the same patient ID Re-attending within 3 months - Children	43	498	8.6%	12.0%	12.3%	11.8%
% of FP17s for the same patient ID Re-attending within 3 months - Adults	273	1,956	14.0%	15.2%	15.8%	15.6%
% of FP17s for the same patient ID Re-attending between 3 & 9 months - Children	132	498	26.5%	58.4%	60.1%	58.8%
% of FP17s for the same patient ID Re-attending between 3 & 9 months - Adults	449	1,956	23.0%	51.4%	53.3%	51.0%
% of FP17s for Band 1 Urgent Courses	785	2,280	34.4%	10.7%	9.0%	9.0%
% of FP17s Relating to Free Repair or Replacements	16	2,280	0.7%	0.9%	1.0%	0.8%
% of FP17s Relating to Continuations	22	2,280	1.0%	0.9%	1.0%	0.9%
% of Patients satisfied with the dentistry they have received	4	4	N/A	94.5%	93.8%	93.2%
% of Patients satisfied with the time they had to wait for an appointment	2	4	N/A	86.4%	89.4%	88.3%

* This is based on patients treated on this contract for their most recent course of treatment. Figures in italics indicate the base number of FP17s or Patient Questionnaire responses are less than 100. N/A is shown where the base number of responses is less than 10 during the period. % is calculated as Quantity/Base number*100

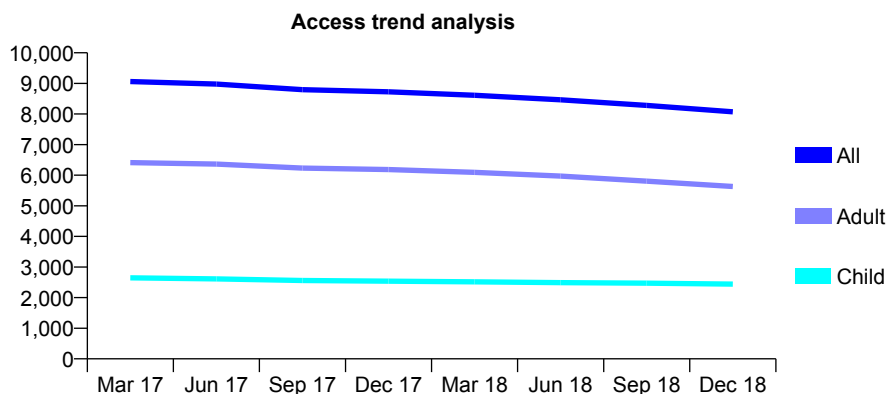
Q47 - Vital Signs At a Glance Contract Report for 101338/0017 - December 2018

Name or company name	Whitecross Dental Care Limited
Contract type name	GDS Contract
Purpose of contract	General
Contract start date	01/04/2006
Contract end date	

18/19 Contracted general activity (UDA)	30,208
Carry forward general activity (UDA)	0
18/19 Contracted orthodontic activity (UOA)	0
Carry forward orthodontic activity (UOA)	0
Baseline contract value	£957,900.92

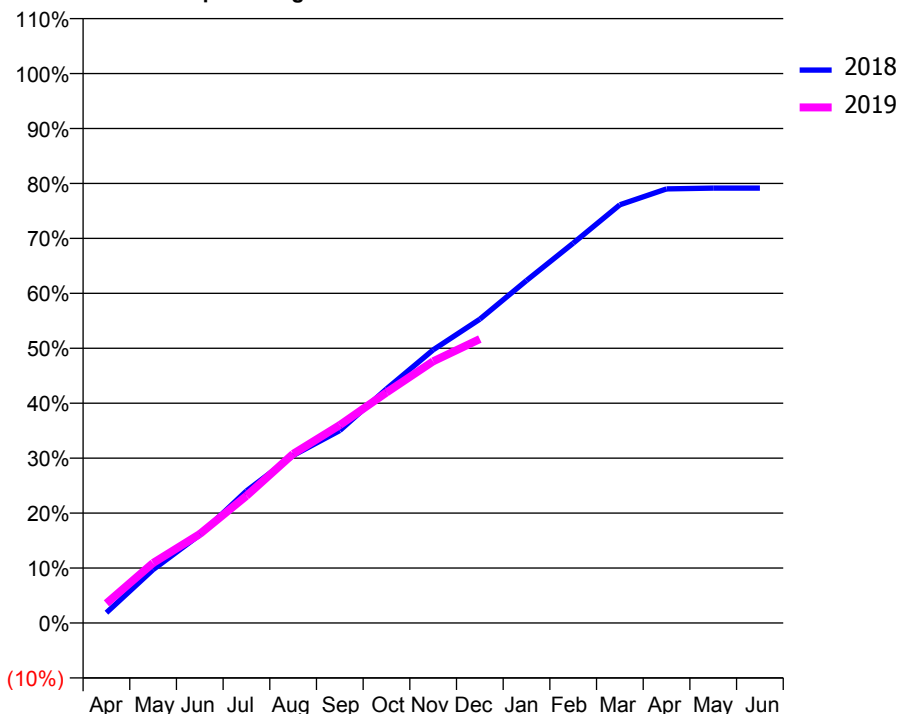
ACCESS*

Patients seen in 24 months	Total	Change since previous quarter
Quarter ending December 2017	8,727	
Quarter ending March 2018	8,612	↓
Quarter ending June 2018	8,463	↓
Quarter ending September 2018	8,281	↓
Quarter ending December 2018	8,071	↓
Variance since December 2017	(7.5%)	↓



ACTIVITY

Cumulative percentage of contracted UDA delivered 2018 & 2019



Month	Adjusted Scheduled Activity (UDA)	
	2018	2019
April	566	1,078
May	2,939	3,299
June	4,852	4,890
July	7,264	6,993
August	9,210	9,302
September	10,585	10,885
October	12,868	12,674
November	15,018	14,385
December	16,704	15,614
January	18,829	
February	20,882	
March	22,994	
April	23,866	
May	23,905	
June	23,908	

QUALITY

	Quantity	Base Number	Contract	AT	Region	England
% of FP17s for the same patient ID Re-attending within 3 months - Children	146	2,215	6.6%	12.0%	12.3%	11.8%
% of FP17s for the same patient ID Re-attending within 3 months - Adults	581	4,617	12.6%	15.2%	15.8%	15.6%
% of FP17s for the same patient ID Re-attending between 3 & 9 months - Children	967	2,215	43.7%	58.4%	60.1%	58.8%
% of FP17s for the same patient ID Re-attending between 3 & 9 months - Adults	2,069	4,617	44.8%	51.4%	53.3%	51.0%
% of FP17s for Band 1 Urgent Courses	583	6,454	9.0%	10.7%	9.0%	9.0%
% of FP17s Relating to Free Repair or Replacements	24	6,454	0.4%	0.9%	1.0%	0.8%
% of FP17s Relating to Continuations	68	6,454	1.1%	0.9%	1.0%	0.9%
% of Patients satisfied with the dentistry they have received	4	5	N/A	94.5%	93.8%	93.2%
% of Patients satisfied with the time they had to wait for an appointment	3	5	N/A	86.4%	89.4%	88.3%

* This is based on patients treated on this contract for their most recent course of treatment. Figures in italics indicate the base number of FP17s or Patient Questionnaire responses are less than 100. N/A is shown where the base number of responses is less than 10 during the period. % is calculated as Quantity/Base number*100

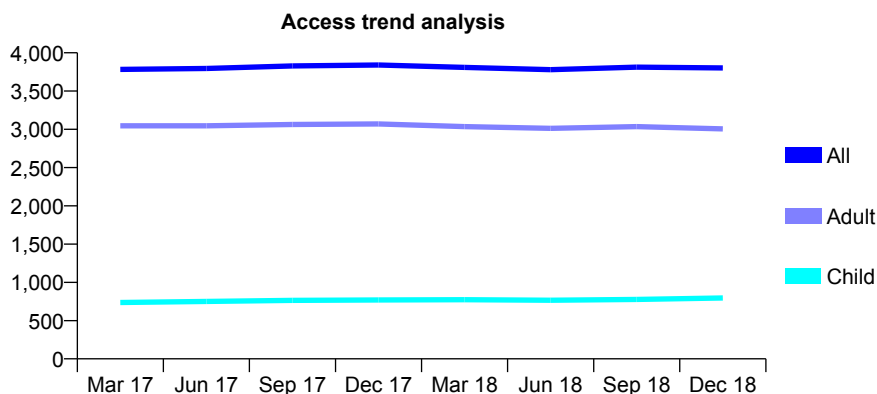
Q47 - Vital Signs At a Glance Contract Report for 101338/0023 - December 2018

Name or company name	Whitecross Dental Care Limited
Contract type name	GDS Contract
Purpose of contract	General
Contract start date	01/04/2006
Contract end date	

18/19 Contracted general activity (UDA)	12,500
Carry forward general activity (UDA)	0
18/19 Contracted orthodontic activity (UOA)	0
Carry forward orthodontic activity (UOA)	0
Baseline contract value	£310,201.89

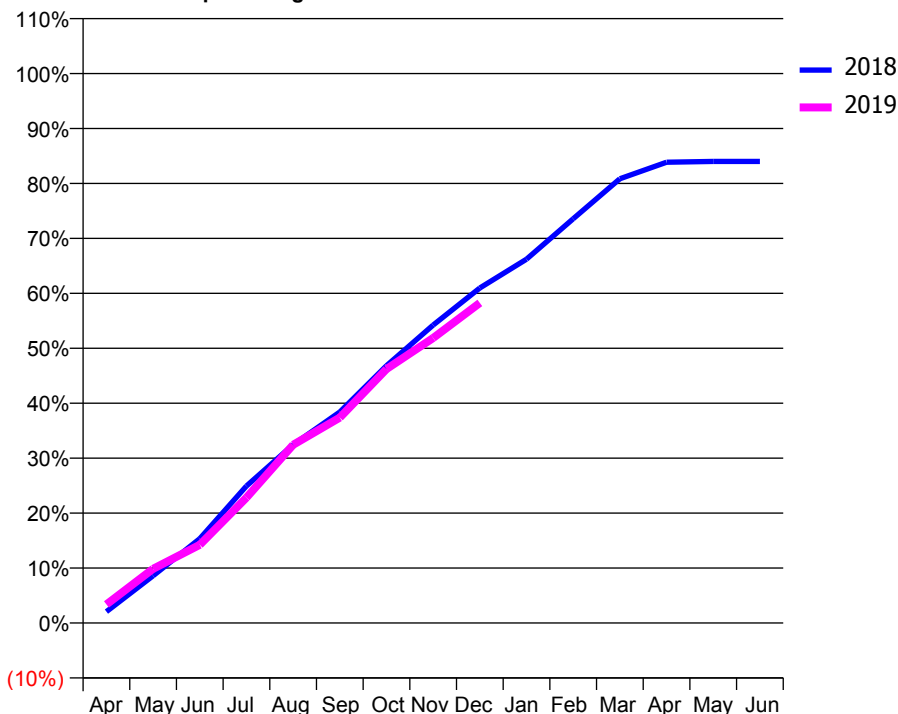
ACCESS*

Patients seen in 24 months	Total	Change since previous quarter
Quarter ending December 2017	3,840	
Quarter ending March 2018	3,809	→
Quarter ending June 2018	3,779	→
Quarter ending September 2018	3,812	→
Quarter ending December 2018	3,802	→
Variance since December 2017	(1.0%)	→



ACTIVITY

Cumulative percentage of contracted UDA delivered 2018 & 2019



Month	Adjusted Scheduled Activity (UDA)	
	2018	2019
April	258	422
May	1,075	1,233
June	1,917	1,778
July	3,118	2,852
August	4,057	4,055
September	4,800	4,673
October	5,853	5,776
November	6,778	6,483
December	7,622	7,282
January	8,276	
February	9,196	
March	10,107	
April	10,483	
May	10,499	
June	10,500	

QUALITY

	Quantity	Base Number	Contract	AT	Region	England
% of FP17s for the same patient ID Re-attending within 3 months - Children	33	790	4.2%	12.0%	12.3%	11.8%
% of FP17s for the same patient ID Re-attending within 3 months - Adults	344	2,660	12.9%	15.2%	15.8%	15.6%
% of FP17s for the same patient ID Re-attending between 3 & 9 months - Children	432	790	54.7%	58.4%	60.1%	58.8%
% of FP17s for the same patient ID Re-attending between 3 & 9 months - Adults	1,184	2,660	44.5%	51.4%	53.3%	51.0%
% of FP17s for Band 1 Urgent Courses	232	3,279	7.1%	10.7%	9.0%	9.0%
% of FP17s Relating to Free Repair or Replacements	58	3,279	1.8%	0.9%	1.0%	0.8%
% of FP17s Relating to Continuations	70	3,279	2.1%	0.9%	1.0%	0.9%
% of Patients satisfied with the dentistry they have received	3	3	N/A	94.5%	93.8%	93.2%
% of Patients satisfied with the time they had to wait for an appointment	3	3	N/A	86.4%	89.4%	88.3%

* This is based on patients treated on this contract for their most recent course of treatment. Figures in italics indicate the base number of FP17s or Patient Questionnaire responses are less than 100. N/A is shown where the base number of responses is less than 10 during the period. % is calculated as Quantity/Base number*100

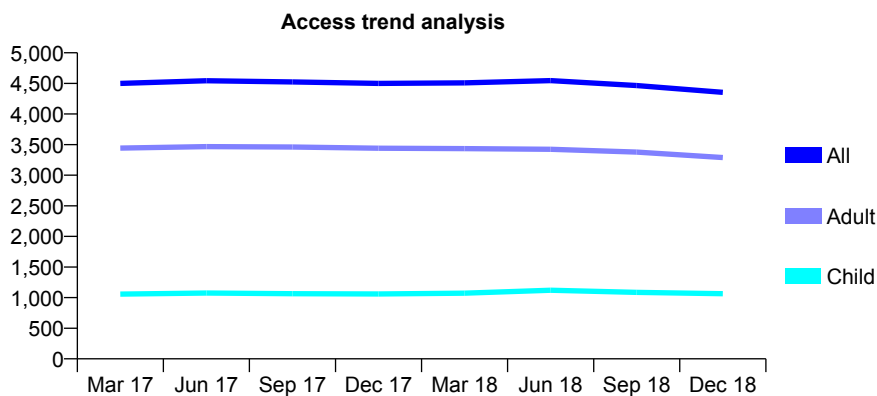
Q47 - Vital Signs At a Glance Contract Report for 101338/0044 - December 2018

Name or company name	Whitecross Dental Care Limited
Contract type name	GDS Contract
Purpose of contract	General
Contract start date	01/10/2006
Contract end date	

18/19 Contracted general activity (UDA)	12,726
Carry forward general activity (UDA)	161
18/19 Contracted orthodontic activity (UOA)	0
Carry forward orthodontic activity (UOA)	0
Baseline contract value	£362,306.92

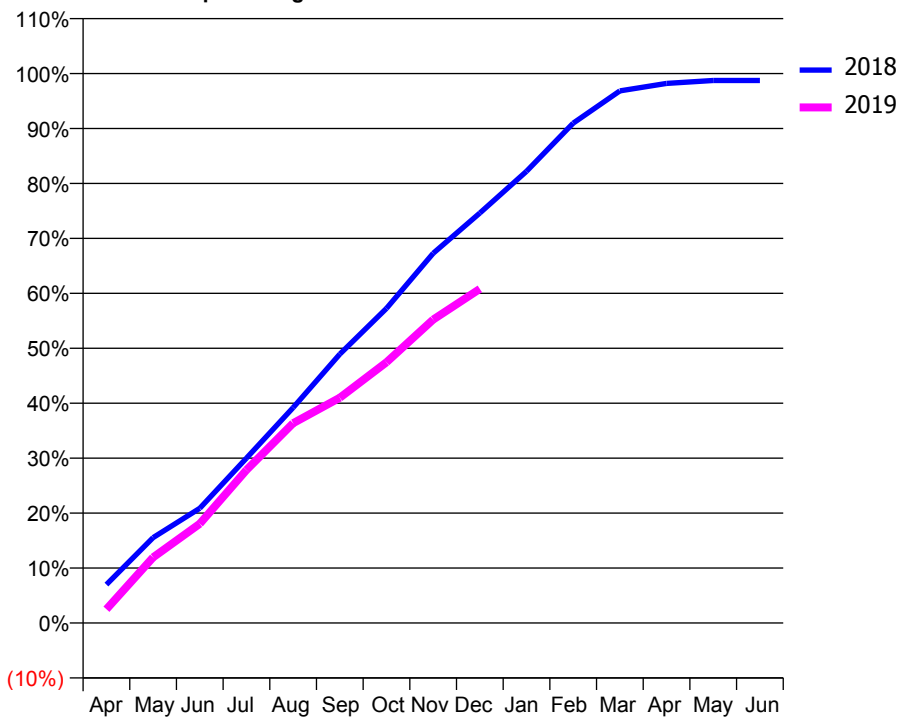
ACCESS*

Patients seen in 24 months	Total	Change since previous quarter
Quarter ending December 2017	4,500	
Quarter ending March 2018	4,508	→
Quarter ending June 2018	4,546	→
Quarter ending September 2018	4,465	↓
Quarter ending December 2018	4,353	↓
Variance since December 2017	(3.3%)	↓



ACTIVITY

Cumulative percentage of contracted UDA delivered 2018 & 2019



Month	Adjusted Scheduled Activity (UDA)	
	2018	2019
April	892	319
May	1,978	1,520
June	2,659	2,298
July	3,818	3,543
August	4,988	4,626
September	6,228	5,216
October	7,287	6,038
November	8,561	7,027
December	9,495	7,739
January	10,462	
February	11,577	
March	12,324	
April	12,497	
May	12,563	
June	12,565	

QUALITY

	Quantity	Base Number	Contract	AT	Region	England
% of FP17s for the same patient ID Re-attending within 3 months - Children	36	843	4.3%	12.0%	12.3%	11.8%
% of FP17s for the same patient ID Re-attending within 3 months - Adults	280	2,734	10.2%	15.2%	15.8%	15.6%
% of FP17s for the same patient ID Re-attending between 3 & 9 months - Children	432	843	51.2%	58.4%	60.1%	58.8%
% of FP17s for the same patient ID Re-attending between 3 & 9 months - Adults	1,528	2,734	55.9%	51.4%	53.3%	51.0%
% of FP17s for Band 1 Urgent Courses	210	3,444	6.1%	10.7%	9.0%	9.0%
% of FP17s Relating to Free Repair or Replacements	63	3,444	1.8%	0.9%	1.0%	0.8%
% of FP17s Relating to Continuations	57	3,444	1.7%	0.9%	1.0%	0.9%
% of Patients satisfied with the dentistry they have received	2	2	N/A	94.5%	93.8%	93.2%
% of Patients satisfied with the time they had to wait for an appointment	2	2	N/A	86.4%	89.4%	88.3%

* This is based on patients treated on this contract for their most recent course of treatment. Figures in italics indicate the base number of FP17s or Patient Questionnaire responses are less than 100. N/A is shown where the base number of responses is less than 10 during the period. % is calculated as Quantity/Base number*100

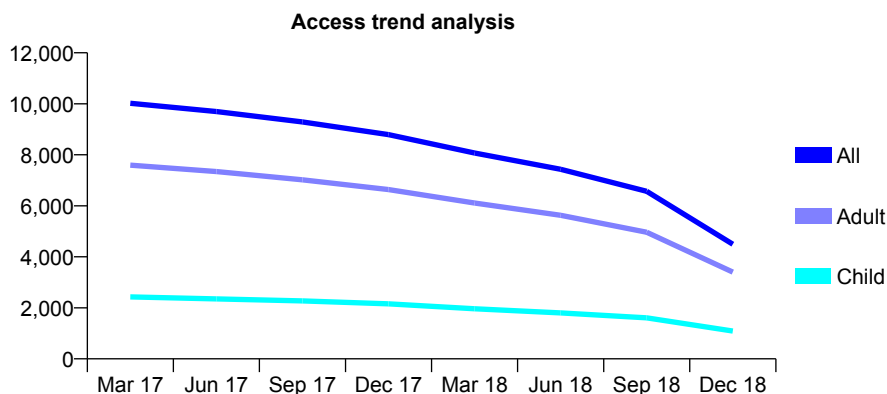
Q47 - Vital Signs At a Glance Contract Report for 101338/0115 - December 2018

Name or company name	Whitecross Dental Care Limited
Contract type name	GDS Contract
Purpose of contract	General
Contract start date	04/01/2010
Contract end date	30/11/2018

18/19 Contracted general activity (UDA)	20,175
Carry forward general activity (UDA)	0
18/19 Contracted orthodontic activity (UOA)	0
Carry forward orthodontic activity (UOA)	0
Baseline contract value	£603,314.74

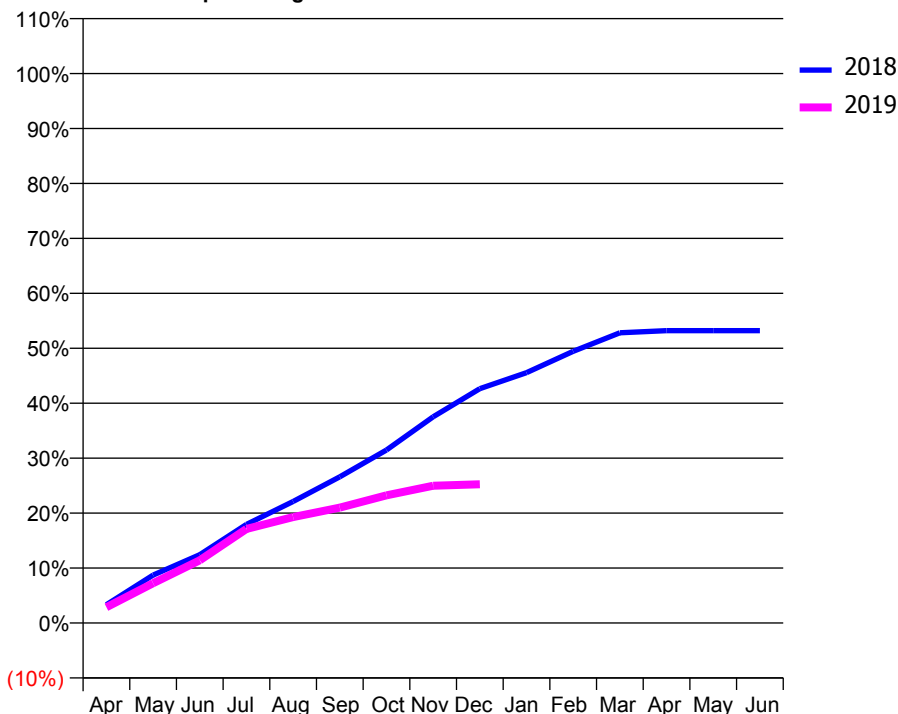
ACCESS*

Patients seen in 24 months	Total	Change since previous quarter
Quarter ending December 2017	8,793	
Quarter ending March 2018	8,073	↓
Quarter ending June 2018	7,431	↓
Quarter ending September 2018	6,571	↓
Quarter ending December 2018	4,492	↓
Variance since December 2017	(48.9%)	↓



ACTIVITY

Cumulative percentage of contracted UDA delivered 2018 & 2019



Month	Adjusted Scheduled Activity (UDA)	
	2018	2019
April	1,013	581
May	2,638	1,464
June	3,767	2,302
July	5,432	3,455
August	6,695	3,890
September	8,052	4,238
October	9,528	4,686
November	11,361	5,042
December	12,908	5,093
January	13,789	
February	14,962	
March	15,980	
April	16,099	
May	16,101	
June	16,102	

QUALITY

	Quantity	Base Number	Contract	AT	Region	England
% of FP17s for the same patient ID Re-attending within 3 months - Children	24	392	6.1%	12.0%	12.3%	11.8%
% of FP17s for the same patient ID Re-attending within 3 months - Adults	234	1,597	14.7%	15.2%	15.8%	15.6%
% of FP17s for the same patient ID Re-attending between 3 & 9 months - Children	107	392	27.3%	58.4%	60.1%	58.8%
% of FP17s for the same patient ID Re-attending between 3 & 9 months - Adults	577	1,597	36.1%	51.4%	53.3%	51.0%
% of FP17s for Band 1 Urgent Courses	366	1,930	19.0%	10.7%	9.0%	9.0%
% of FP17s Relating to Free Repair or Replacements	32	1,930	1.7%	0.9%	1.0%	0.8%
% of FP17s Relating to Continuations	35	1,930	1.8%	0.9%	1.0%	0.9%
% of Patients satisfied with the dentistry they have received	0	1	N/A	94.5%	93.8%	93.2%
% of Patients satisfied with the time they had to wait for an appointment	0	1	N/A	86.4%	89.4%	88.3%

* This is based on patients treated on this contract for their most recent course of treatment. Figures in italics indicate the base number of FP17s or Patient Questionnaire responses are less than 100. N/A is shown where the base number of responses is less than 10 during the period. % is calculated as Quantity/Base number*100

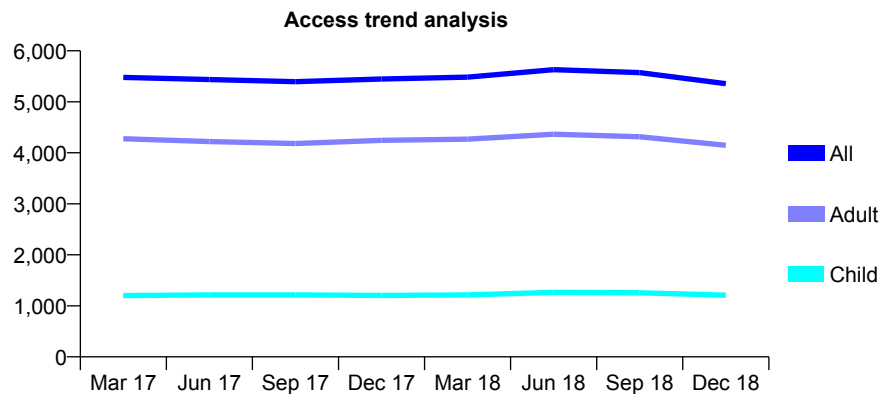
Q47 - Vital Signs At a Glance Contract Report for 101338/0123 - December 2018

Name or company name	Whitecross Dental Care Limited
Contract type name	GDS Contract
Purpose of contract	General
Contract start date	19/05/2010
Contract end date	

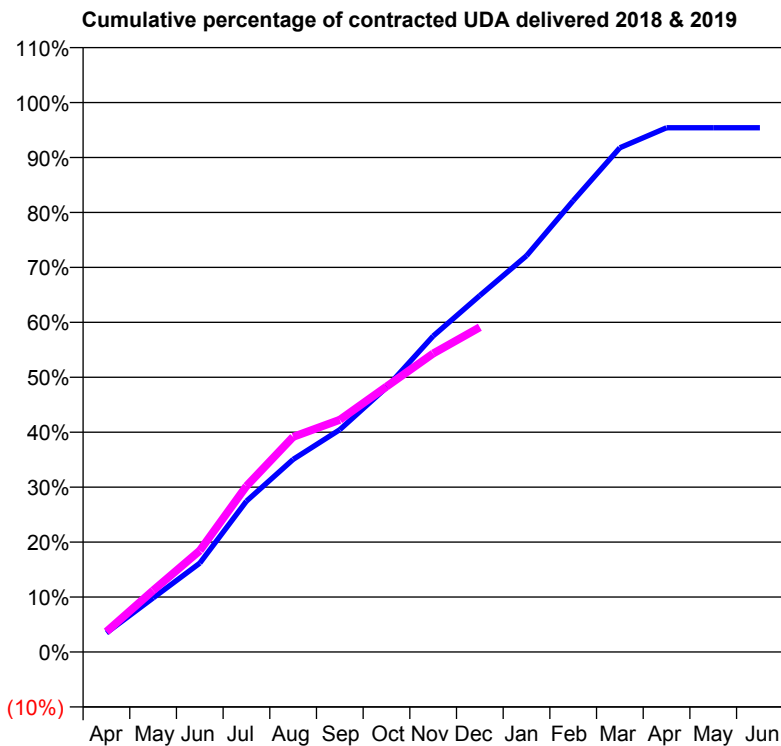
18/19 Contracted general activity (UDA)	17,100
Carry forward general activity (UDA)	0
18/19 Contracted orthodontic activity (UOA)	0
Carry forward orthodontic activity (UOA)	0
Baseline contract value	£526,366.27

ACCESS*

Patients seen in 24 months	Total	Change since previous quarter
Quarter ending December 2017	5,448	
Quarter ending March 2018	5,483	→
Quarter ending June 2018	5,629	↑
Quarter ending September 2018	5,573	→
Quarter ending December 2018	5,356	↓
Variance since December 2017	(1.7%)	↓



ACTIVITY



Month	Adjusted Scheduled Activity (UDA)	
	2018	2019
April	595	634
May	1,682	1,917
June	2,765	3,155
July	4,696	5,166
August	5,993	6,696
September	6,920	7,228
October	8,232	8,261
November	9,833	9,290
December	11,094	10,108
January	12,330	
February	14,046	
March	15,691	
April	16,312	
May	16,315	
June	16,312	

QUALITY

	Quantity	Base Number	Contract	AT	Region	England
% of FP17s for the same patient ID Re-attending within 3 months - Children	100	1,241	8.1%	12.0%	12.3%	11.8%
% of FP17s for the same patient ID Re-attending within 3 months - Adults	388	3,518	11.0%	15.2%	15.8%	15.6%
% of FP17s for the same patient ID Re-attending between 3 & 9 months - Children	729	1,241	58.7%	58.4%	60.1%	58.8%
% of FP17s for the same patient ID Re-attending between 3 & 9 months - Adults	1,689	3,518	48.0%	51.4%	53.3%	51.0%
% of FP17s for Band 1 Urgent Courses	190	4,489	4.2%	10.7%	9.0%	9.0%
% of FP17s Relating to Free Repair or Replacements	77	4,489	1.7%	0.9%	1.0%	0.8%
% of FP17s Relating to Continuations	97	4,489	2.2%	0.9%	1.0%	0.9%
% of Patients satisfied with the dentistry they have received	7	8	N/A	94.5%	93.8%	93.2%
% of Patients satisfied with the time they had to wait for an appointment	7	8	N/A	86.4%	89.4%	88.3%

* This is based on patients treated on this contract for their most recent course of treatment. Figures in italics indicate the base number of FP17s or Patient Questionnaire responses are less than 100. N/A is shown where the base number of responses is less than 10 during the period. % is calculated as Quantity/Base number*100

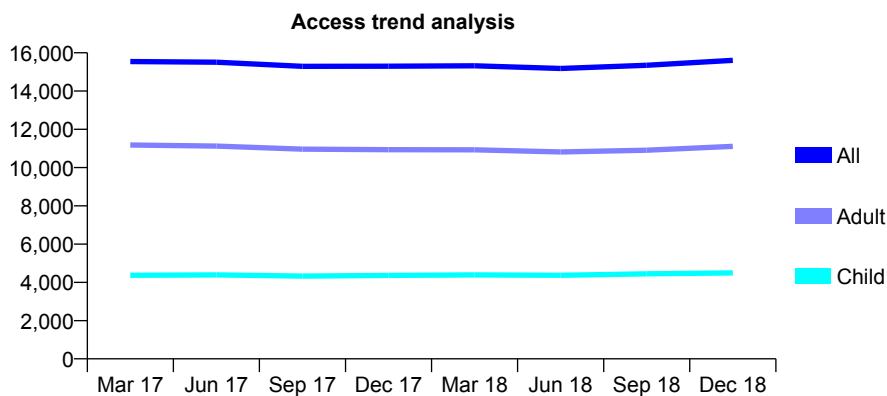
Q47 - Vital Signs At a Glance Contract Report for 101370/0021 - December 2018

Name or company name	Petrie Tucker & Partners Ltd
Contract type name	GDS Contract
Purpose of contract	General
Contract start date	01/04/2006
Contract end date	

18/19 Contracted general activity (UDA)	47,600
Carry forward general activity (UDA)	0
18/19 Contracted orthodontic activity (UOA)	0
Carry forward orthodontic activity (UOA)	0
Baseline contract value	£1,297,918.10

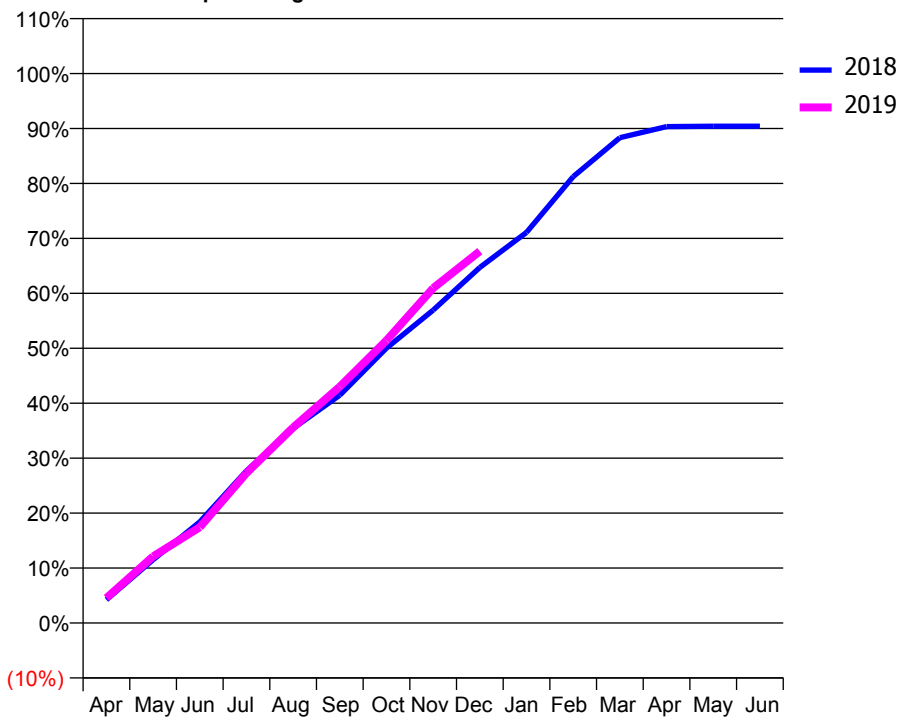
ACCESS*

Patients seen in 24 months	Total	Change since previous quarter
Quarter ending December 2017	15,298	
Quarter ending March 2018	15,323	→
Quarter ending June 2018	15,184	→
Quarter ending September 2018	15,351	→
Quarter ending December 2018	15,603	→
Variance since December 2017	2.0%	→



ACTIVITY

Cumulative percentage of contracted UDA delivered 2018 & 2019



Month	Adjusted Scheduled Activity (UDA)	
	2018	2019
April	2,014	2,168
May	5,482	5,764
June	8,764	8,294
July	13,187	12,985
August	16,853	16,938
September	19,731	20,474
October	23,811	24,484
November	27,101	29,015
December	30,804	32,213
January	33,842	
February	38,662	
March	42,035	
April	43,000	
May	43,029	
June	43,030	

QUALITY

	Quantity	Base Number	Contract	AT	Region	England
% of FP17s for the same patient ID Re-attending within 3 months - Children	298	4,998	6.0%	12.0%	12.3%	11.8%
% of FP17s for the same patient ID Re-attending within 3 months - Adults	1,055	10,086	10.5%	15.2%	15.8%	15.6%
% of FP17s for the same patient ID Re-attending between 3 & 9 months - Children	2,881	4,998	57.6%	58.4%	60.1%	58.8%
% of FP17s for the same patient ID Re-attending between 3 & 9 months - Adults	4,822	10,086	47.8%	51.4%	53.3%	51.0%
% of FP17s for Band 1 Urgent Courses	1,108	14,632	7.6%	10.7%	9.0%	9.0%
% of FP17s Relating to Free Repair or Replacements	68	14,632	0.5%	0.9%	1.0%	0.8%
% of FP17s Relating to Continuations	162	14,632	1.1%	0.9%	1.0%	0.9%
% of Patients satisfied with the dentistry they have received	4	4	N/A	94.5%	93.8%	93.2%
% of Patients satisfied with the time they had to wait for an appointment	4	4	N/A	86.4%	89.4%	88.3%

* This is based on patients treated on this contract for their most recent course of treatment. Figures in italics indicate the base number of FP17s or Patient Questionnaire responses are less than 100. N/A is shown where the base number of responses is less than 10 during the period. % is calculated as Quantity/Base number*100

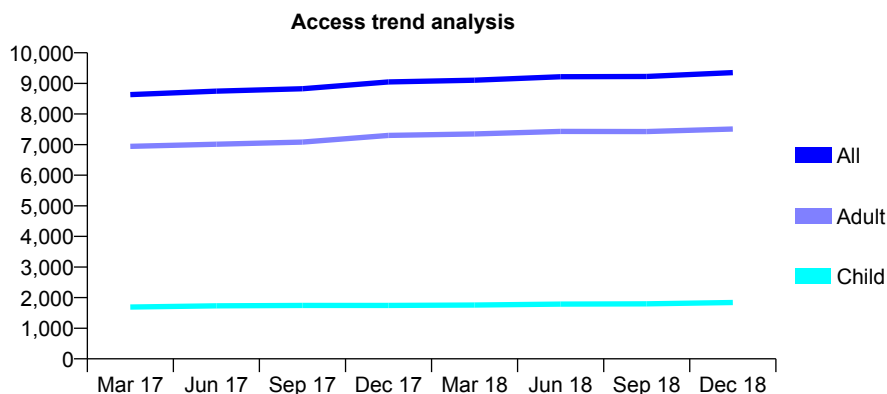
Q47 - Vital Signs At a Glance Contract Report for 101370/0043 - December 2018

Name or company name	Petrie Tucker & Partners Ltd
Contract type name	GDS Contract
Purpose of contract	General
Contract start date	01/04/2006
Contract end date	

18/19 Contracted general activity (UDA)	27,015
Carry forward general activity (UDA)	-387
18/19 Contracted orthodontic activity (UOA)	0
Carry forward orthodontic activity (UOA)	0
Baseline contract value	£784,452.05

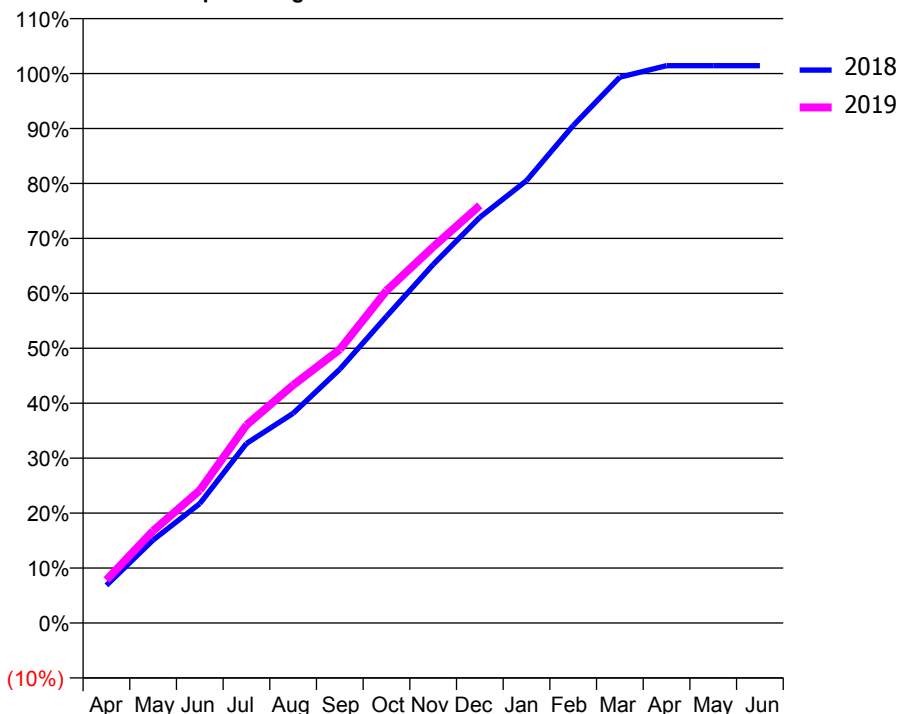
ACCESS*

Patients seen in 24 months	Total	Change since previous quarter
Quarter ending December 2017	9,048	
Quarter ending March 2018	9,106	→
Quarter ending June 2018	9,219	→
Quarter ending September 2018	9,225	→
Quarter ending December 2018	9,351	→
Variance since December 2017	3.3%	↑



ACTIVITY

Cumulative percentage of contracted UDA delivered 2018 & 2019



Month	Adjusted Scheduled Activity (UDA)	
	2018	2019
April	1,852	2,112
May	4,080	4,533
June	5,870	6,526
July	8,825	9,730
August	10,310	11,697
September	12,478	13,450
October	15,075	16,340
November	17,624	18,492
December	19,949	20,530
January	21,749	
February	24,453	
March	26,834	
April	27,402	
May	27,402	
June	27,402	

QUALITY

	Quantity	Base Number	Contract	AT	Region	England
% of FP17s for the same patient ID Re-attending within 3 months - Children	102	1,852	5.5%	12.0%	12.3%	11.8%
% of FP17s for the same patient ID Re-attending within 3 months - Adults	793	7,198	11.0%	15.2%	15.8%	15.6%
% of FP17s for the same patient ID Re-attending between 3 & 9 months - Children	1,007	1,852	54.4%	58.4%	60.1%	58.8%
% of FP17s for the same patient ID Re-attending between 3 & 9 months - Adults	3,923	7,198	54.5%	51.4%	53.3%	51.0%
% of FP17s for Band 1 Urgent Courses	500	8,788	5.7%	10.7%	9.0%	9.0%
% of FP17s Relating to Free Repair or Replacements	91	8,788	1.0%	0.9%	1.0%	0.8%
% of FP17s Relating to Continuations	167	8,788	1.9%	0.9%	1.0%	0.9%
% of Patients satisfied with the dentistry they have received	5	5	N/A	94.5%	93.8%	93.2%
% of Patients satisfied with the time they had to wait for an appointment	5	5	N/A	86.4%	89.4%	88.3%

* This is based on patients treated on this contract for their most recent course of treatment. Figures in italics indicate the base number of FP17s or Patient Questionnaire responses are less than 100. N/A is shown where the base number of responses is less than 10 during the period. % is calculated as Quantity/Base number*100

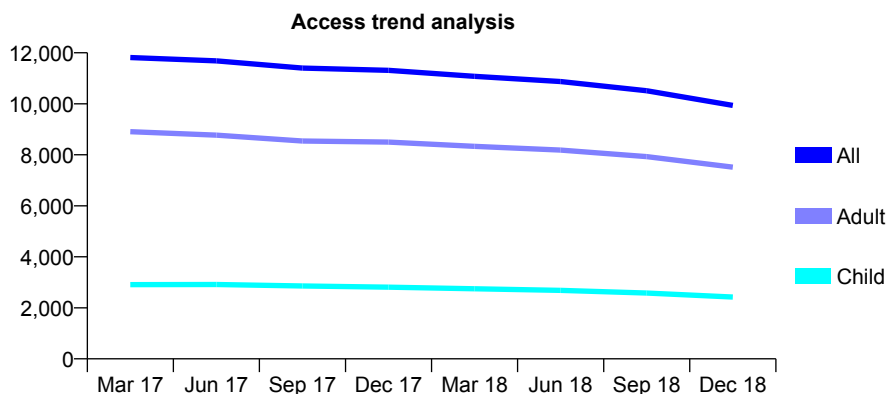
Q47 - Vital Signs At a Glance Contract Report for 101370/0084 - December 2018

Name or company name	Petrie Tucker & Partners Ltd
Contract type name	GDS Contract
Purpose of contract	General
Contract start date	01/04/2007
Contract end date	

18/19 Contracted general activity (UDA)	33,780
Carry forward general activity (UDA)	0
18/19 Contracted orthodontic activity (UOA)	0
Carry forward orthodontic activity (UOA)	0
Baseline contract value	£1,050,469.52

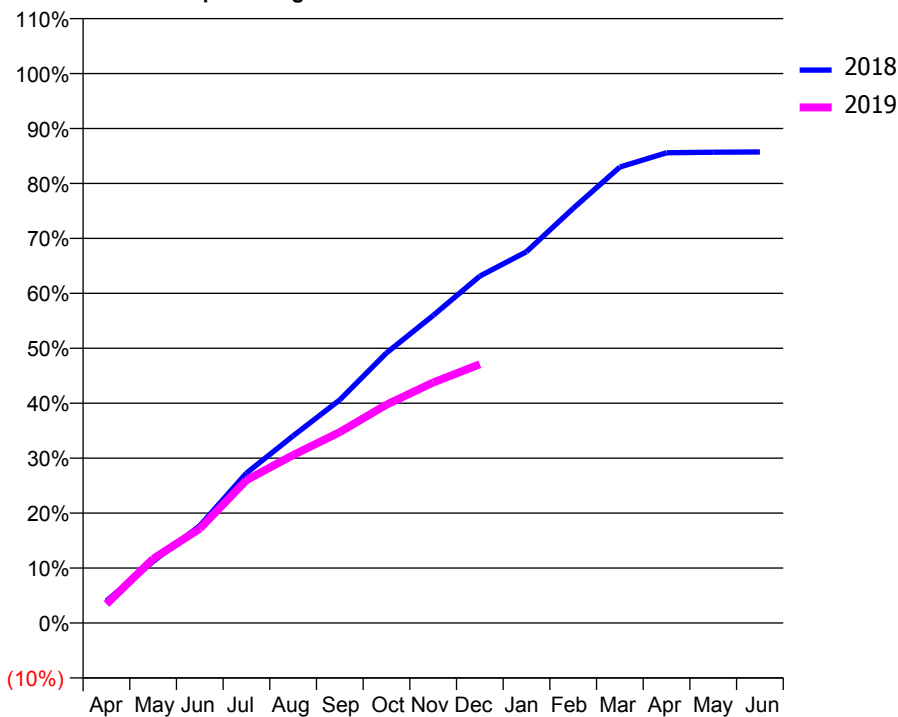
ACCESS*

Patients seen in 24 months	Total	Change since previous quarter
Quarter ending December 2017	11,310	
Quarter ending March 2018	11,077	↓
Quarter ending June 2018	10,871	↓
Quarter ending September 2018	10,513	↓
Quarter ending December 2018	9,936	↓
Variance since December 2017	(12.1%)	↓



ACTIVITY

Cumulative percentage of contracted UDA delivered 2018 & 2019



Adjusted Scheduled Activity (UDA)

Month	2018	2019
April	1,360	1,167
May	3,780	3,946
June	5,981	5,801
July	9,214	8,785
August	11,504	10,324
September	13,718	11,737
October	16,607	13,426
November	18,905	14,781
December	21,329	15,907
January	22,823	
February	25,486	
March	28,031	
April	28,905	
May	28,938	
June	28,959	

QUALITY

	Quantity	Base Number	Contract	AT	Region	England
% of FP17s for the same patient ID Re-attending within 3 months - Children	138	1,923	7.2%	12.0%	12.3%	11.8%
% of FP17s for the same patient ID Re-attending within 3 months - Adults	662	5,657	11.7%	15.2%	15.8%	15.6%
% of FP17s for the same patient ID Re-attending between 3 & 9 months - Children	783	1,923	40.7%	58.4%	60.1%	58.8%
% of FP17s for the same patient ID Re-attending between 3 & 9 months - Adults	2,204	5,657	39.0%	51.4%	53.3%	51.0%
% of FP17s for Band 1 Urgent Courses	706	7,172	9.8%	10.7%	9.0%	9.0%
% of FP17s Relating to Free Repair or Replacements	83	7,172	1.2%	0.9%	1.0%	0.8%
% of FP17s Relating to Continuations	159	7,172	2.2%	0.9%	1.0%	0.9%
% of Patients satisfied with the dentistry they have received	4	4	N/A	94.5%	93.8%	93.2%
% of Patients satisfied with the time they had to wait for an appointment	4	4	N/A	86.4%	89.4%	88.3%

* This is based on patients treated on this contract for their most recent course of treatment. Figures in italics indicate the base number of FP17s or Patient Questionnaire responses are less than 100. N/A is shown where the base number of responses is less than 10 during the period. % is calculated as Quantity/Base number*100

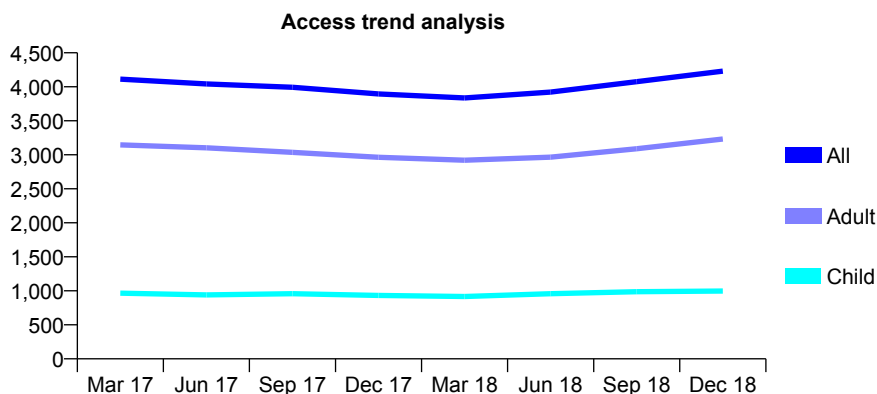
Q47 - Vital Signs At a Glance Contract Report for 101435/0096 - December 2018

Name or company name	IDH Limited
Contract type name	GDS Contract
Purpose of contract	General
Contract start date	25/04/2008
Contract end date	

18/19 Contracted general activity (UDA)	14,432
Carry forward general activity (UDA)	0
18/19 Contracted orthodontic activity (UOA)	0
Carry forward orthodontic activity (UOA)	0
Baseline contract value	£362,444.45

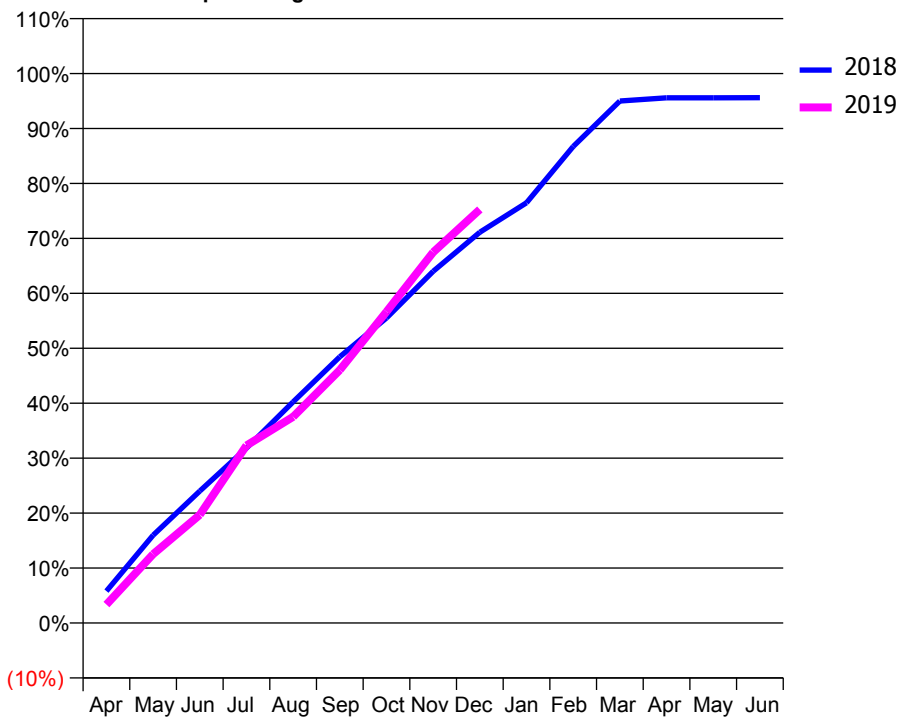
ACCESS*

Patients seen in 24 months	Total	Change since previous quarter
Quarter ending December 2017	3,895	
Quarter ending March 2018	3,837	↓
Quarter ending June 2018	3,923	↑
Quarter ending September 2018	4,076	↑
Quarter ending December 2018	4,230	↑
Variance since December 2017	8.6%	↑



ACTIVITY

Cumulative percentage of contracted UDA delivered 2018 & 2019



Month	Adjusted Scheduled Activity (UDA)	
	2018	2019
April	840	484
May	2,306	1,810
June	3,465	2,841
July	4,593	4,662
August	5,808	5,416
September	6,992	6,647
October	8,011	8,175
November	9,237	9,738
December	10,264	10,864
January	11,036	
February	12,513	
March	13,710	
April	13,795	
May	13,794	
June	13,797	

QUALITY

	Quantity	Base Number	Contract	AT	Region	England
% of FP17s for the same patient ID Re-attending within 3 months - Children	51	899	5.7%	12.0%	12.3%	11.8%
% of FP17s for the same patient ID Re-attending within 3 months - Adults	384	2,804	13.7%	15.2%	15.8%	15.6%
% of FP17s for the same patient ID Re-attending between 3 & 9 months - Children	319	899	35.5%	58.4%	60.1%	58.8%
% of FP17s for the same patient ID Re-attending between 3 & 9 months - Adults	975	2,804	34.8%	51.4%	53.3%	51.0%
% of FP17s for Band 1 Urgent Courses	274	3,672	7.5%	10.7%	9.0%	9.0%
% of FP17s Relating to Free Repair or Replacements	37	3,672	1.0%	0.9%	1.0%	0.8%
% of FP17s Relating to Continuations	81	3,672	2.2%	0.9%	1.0%	0.9%
% of Patients satisfied with the dentistry they have received	5	5	N/A	94.5%	93.8%	93.2%
% of Patients satisfied with the time they had to wait for an appointment	5	5	N/A	86.4%	89.4%	88.3%

* This is based on patients treated on this contract for their most recent course of treatment. Figures in italics indicate the base number of FP17s or Patient Questionnaire responses are less than 100. N/A is shown where the base number of responses is less than 10 during the period. % is calculated as Quantity/Base number*100

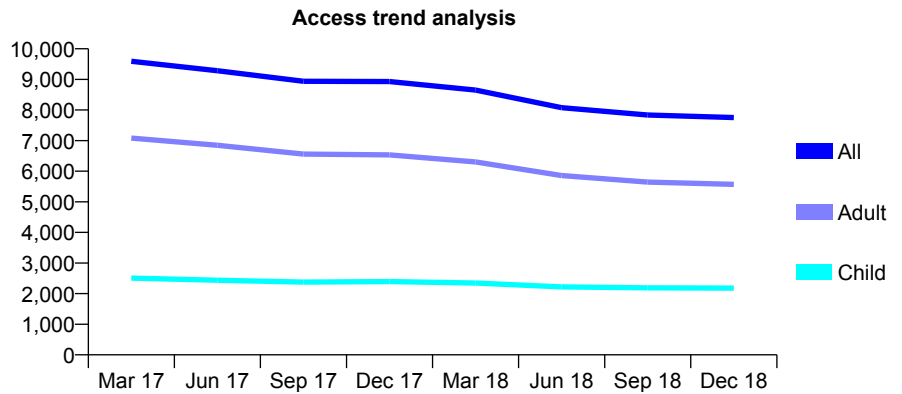
Q47 - Vital Signs At a Glance Contract Report for 101435/0097 - December 2018

Name or company name	Towngate Leyland Dental Practice Partners
Contract type name	GDS Contract
Purpose of contract	General
Contract start date	07/05/2008
Contract end date	

18/19 Contracted general activity (UDA)	25,500
Carry forward general activity (UDA)	0
18/19 Contracted orthodontic activity (UOA)	0
Carry forward orthodontic activity (UOA)	0
Baseline contract value	£579,546.23

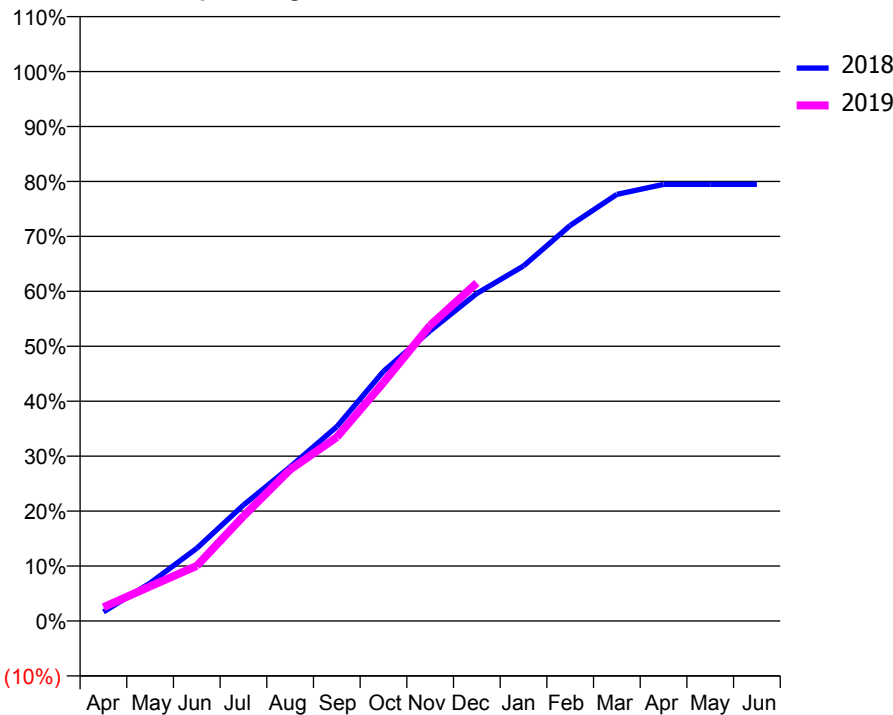
ACCESS*

Patients seen in 24 months	Total	Change since previous quarter
Quarter ending December 2017	8,931	
Quarter ending March 2018	8,651	↓
Quarter ending June 2018	8,078	↓
Quarter ending September 2018	7,836	↓
Quarter ending December 2018	7,753	↓
Variance since December 2017	(13.2%)	↓



ACTIVITY

Cumulative percentage of contracted UDA delivered 2018 & 2019



Month	Adjusted Scheduled Activity (UDA)	
	2018	2019
April	423	643
May	1,761	1,603
June	3,378	2,559
July	5,382	4,869
August	7,151	7,027
September	9,018	8,532
October	11,588	11,066
November	13,467	13,720
December	15,204	15,692
January	16,478	
February	18,354	
March	19,800	
April	20,262	
May	20,264	
June	20,265	

QUALITY

	Quantity	Base Number	Contract	AT	Region	England
% of FP17s for the same patient ID Re-attending within 3 months - Children	134	2,057	6.5%	12.0%	12.3%	11.8%
% of FP17s for the same patient ID Re-attending within 3 months - Adults	604	4,941	12.2%	15.2%	15.8%	15.6%
% of FP17s for the same patient ID Re-attending between 3 & 9 months - Children	860	2,057	41.8%	58.4%	60.1%	58.8%
% of FP17s for the same patient ID Re-attending between 3 & 9 months - Adults	2,054	4,941	41.6%	51.4%	53.3%	51.0%
% of FP17s for Band 1 Urgent Courses	484	6,774	7.1%	10.7%	9.0%	9.0%
% of FP17s Relating to Free Repair or Replacements	38	6,774	0.6%	0.9%	1.0%	0.8%
% of FP17s Relating to Continuations	131	6,774	1.9%	0.9%	1.0%	0.9%
% of Patients satisfied with the dentistry they have received	6	6	N/A	94.5%	93.8%	93.2%
% of Patients satisfied with the time they had to wait for an appointment	5	6	N/A	86.4%	89.4%	88.3%

* This is based on patients treated on this contract for their most recent course of treatment. Figures in italics indicate the base number of FP17s or Patient Questionnaire responses are less than 100. N/A is shown where the base number of responses is less than 10 during the period. % is calculated as Quantity/Base number*100

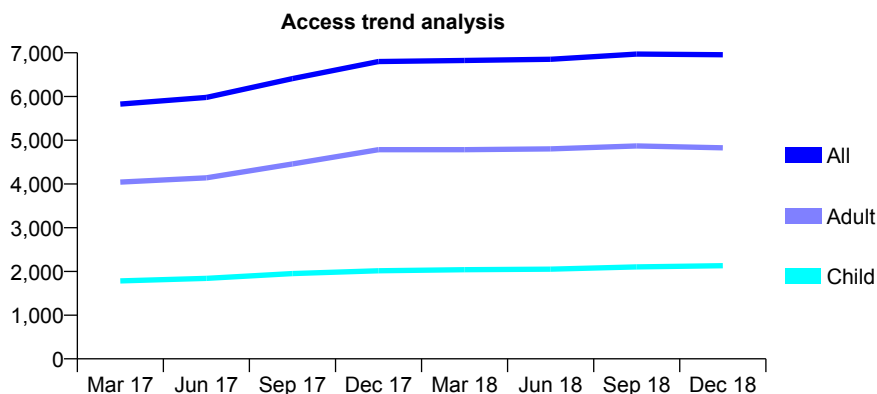
Q47 - Vital Signs At a Glance Contract Report for 101435/0144 - December 2018

Name or company name	IDH Limited
Contract type name	GDS Contract
Purpose of contract	General
Contract start date	01/12/2012
Contract end date	

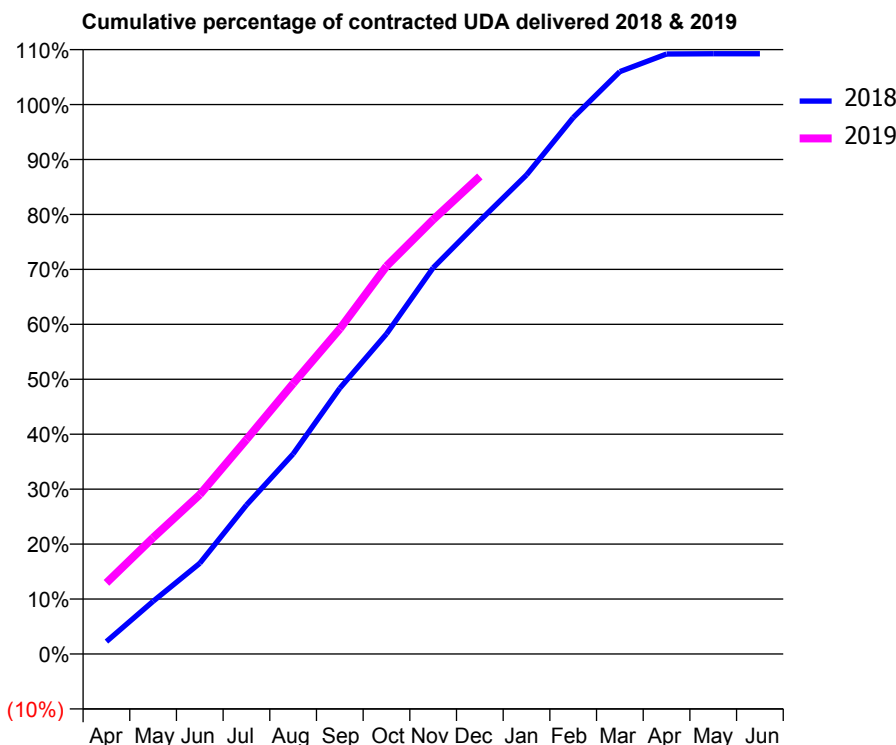
18/19 Contracted general activity (UDA)	13,990
Carry forward general activity (UDA)	-1,294
18/19 Contracted orthodontic activity (UOA)	0
Carry forward orthodontic activity (UOA)	0
Baseline contract value	£423,961.35

ACCESS*

Patients seen in 24 months	Total	Change since previous quarter
Quarter ending December 2017	6,801	
Quarter ending March 2018	6,825	→
Quarter ending June 2018	6,852	→
Quarter ending September 2018	6,971	→
Quarter ending December 2018	6,956	→
Variance since December 2017	2.3%	↑



ACTIVITY



Month	Adjusted Scheduled Activity (UDA)	
	2018	2019
April	319	1,811
May	1,342	2,964
June	2,311	4,059
July	3,795	5,459
August	5,094	6,887
September	6,769	8,279
October	8,148	9,875
November	9,835	11,058
December	11,032	12,159
January	12,198	
February	13,656	
March	14,828	
April	15,275	
May	15,283	
June	15,284	

QUALITY

	Quantity	Base Number	Contract	AT	Region	England
% of FP17s for the same patient ID Re-attending within 3 months - Children	83	1,952	4.3%	12.0%	12.3%	11.8%
% of FP17s for the same patient ID Re-attending within 3 months - Adults	351	3,978	8.8%	15.2%	15.8%	15.6%
% of FP17s for the same patient ID Re-attending between 3 & 9 months - Children	848	1,952	43.4%	58.4%	60.1%	58.8%
% of FP17s for the same patient ID Re-attending between 3 & 9 months - Adults	1,448	3,978	36.4%	51.4%	53.3%	51.0%
% of FP17s for Band 1 Urgent Courses	334	5,686	5.9%	10.7%	9.0%	9.0%
% of FP17s Relating to Free Repair or Replacements	21	5,686	0.4%	0.9%	1.0%	0.8%
% of FP17s Relating to Continuations	57	5,686	1.0%	0.9%	1.0%	0.9%
% of Patients satisfied with the dentistry they have received	3	3	N/A	94.5%	93.8%	93.2%
% of Patients satisfied with the time they had to wait for an appointment	3	3	N/A	86.4%	89.4%	88.3%

* This is based on patients treated on this contract for their most recent course of treatment. Figures in italics indicate the base number of FP17s or Patient Questionnaire responses are less than 100. N/A is shown where the base number of responses is less than 10 during the period. % is calculated as Quantity/Base number*100

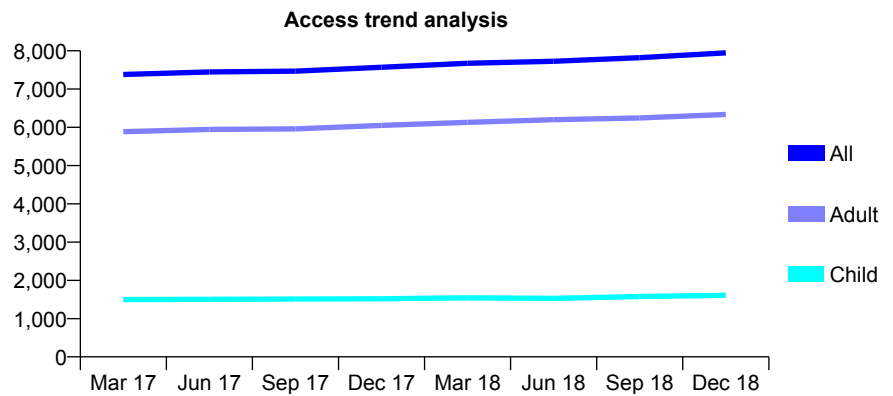
Q47 - Vital Signs At a Glance Contract Report for 102350/0001 - December 2018

Name or company name	Thandi, Chana and Dehal
Contract type name	GDS Contract
Purpose of contract	General
Contract start date	01/04/2006
Contract end date	

18/19 Contracted general activity (UDA)	24,000
Carry forward general activity (UDA)	0
18/19 Contracted orthodontic activity (UOA)	0
Carry forward orthodontic activity (UOA)	0
Baseline contract value	£592,234.32

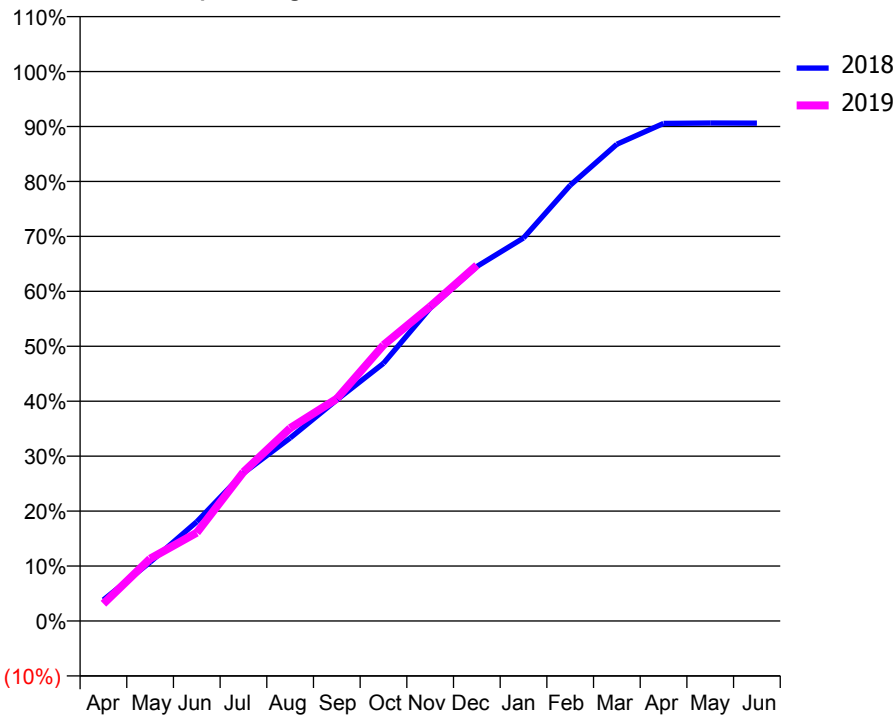
ACCESS*

Patients seen in 24 months	Total	Change since previous quarter
Quarter ending December 2017	7,568	
Quarter ending March 2018	7,673	→
Quarter ending June 2018	7,728	→
Quarter ending September 2018	7,821	→
Quarter ending December 2018	7,946	→
Variance since December 2017	5.0%	↑



ACTIVITY

Cumulative percentage of contracted UDA delivered 2018 & 2019



Month	Adjusted Scheduled Activity (UDA)	
	2018	2019
April	925	753
May	2,571	2,723
June	4,335	3,859
July	6,463	6,509
August	7,993	8,427
September	9,661	9,713
October	11,252	12,053
November	13,663	13,734
December	15,483	15,538
January	16,730	
February	19,028	
March	20,823	
April	21,735	
May	21,748	
June	21,745	

QUALITY

	Quantity	Base Number	Contract	AT	Region	England
% of FP17s for the same patient ID Re-attending within 3 months - Children	155	1,915	8.1%	12.0%	12.3%	11.8%
% of FP17s for the same patient ID Re-attending within 3 months - Adults	928	7,042	13.2%	15.2%	15.8%	15.6%
% of FP17s for the same patient ID Re-attending between 3 & 9 months - Children	1,238	1,915	64.6%	58.4%	60.1%	58.8%
% of FP17s for the same patient ID Re-attending between 3 & 9 months - Adults	3,980	7,042	56.5%	51.4%	53.3%	51.0%
% of FP17s for Band 1 Urgent Courses	579	8,461	6.8%	10.7%	9.0%	9.0%
% of FP17s Relating to Free Repair or Replacements	139	8,461	1.6%	0.9%	1.0%	0.8%
% of FP17s Relating to Continuations	49	8,461	0.6%	0.9%	1.0%	0.9%
% of Patients satisfied with the dentistry they have received	10	10	100.0%	94.5%	93.8%	93.2%
% of Patients satisfied with the time they had to wait for an appointment	9	10	90.0%	86.4%	89.4%	88.3%

* This is based on patients treated on this contract for their most recent course of treatment. Figures in italics indicate the base number of FP17s or Patient Questionnaire responses are less than 100. N/A is shown where the base number of responses is less than 10 during the period. % is calculated as Quantity/Base number*100

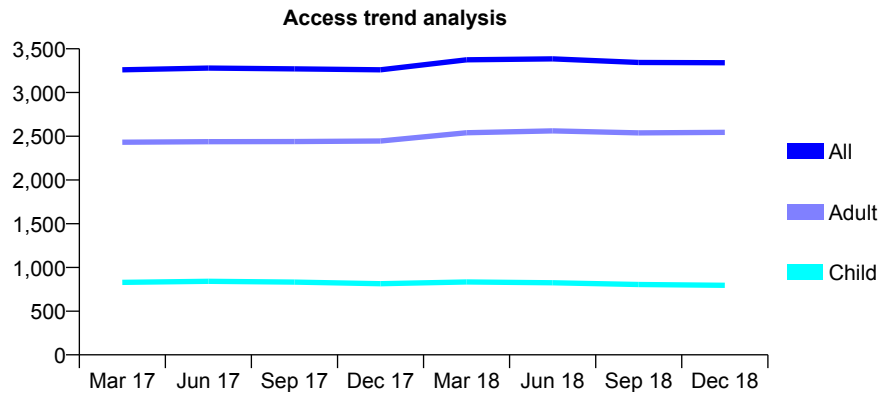
Q47 - Vital Signs At a Glance Contract Report for 103578/0001 - December 2018

Name or company name	Lostock Hall Dental Care Ltd
Contract type name	GDS Contract
Purpose of contract	General
Contract start date	01/11/2009
Contract end date	

18/19 Contracted general activity (UDA)	9,683
Carry forward general activity (UDA)	0
18/19 Contracted orthodontic activity (UOA)	0
Carry forward orthodontic activity (UOA)	0
Baseline contract value	£267,354.59

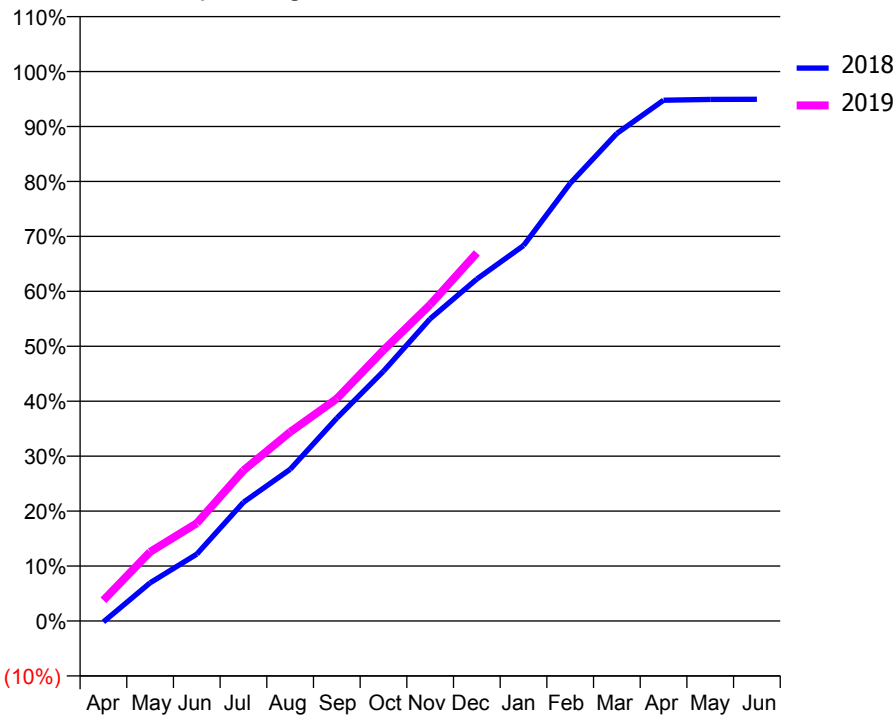
ACCESS*

Patients seen in 24 months	Total	Change since previous quarter
Quarter ending December 2017	3,260	
Quarter ending March 2018	3,374	↑
Quarter ending June 2018	3,385	→
Quarter ending September 2018	3,344	↓
Quarter ending December 2018	3,341	→
Variance since December 2017	2.5%	↑



ACTIVITY

Cumulative percentage of contracted UDA delivered 2018 & 2019



Month	Adjusted Scheduled Activity (UDA)	
	2018	2019
April	-17	366
May	674	1,219
June	1,178	1,723
July	2,091	2,655
August	2,673	3,330
September	3,575	3,919
October	4,401	4,773
November	5,327	5,575
December	6,026	6,488
January	6,616	
February	7,712	
March	8,592	
April	9,176	
May	9,192	
June	9,194	

QUALITY

	Quantity	Base Number	Contract	AT	Region	England
% of FP17s for the same patient ID Re-attending within 3 months - Children	55	903	6.1%	12.0%	12.3%	11.8%
% of FP17s for the same patient ID Re-attending within 3 months - Adults	426	2,914	14.6%	15.2%	15.8%	15.6%
% of FP17s for the same patient ID Re-attending between 3 & 9 months - Children	622	903	68.9%	58.4%	60.1%	58.8%
% of FP17s for the same patient ID Re-attending between 3 & 9 months - Adults	1,838	2,914	63.1%	51.4%	53.3%	51.0%
% of FP17s for Band 1 Urgent Courses	238	3,549	6.7%	10.7%	9.0%	9.0%
% of FP17s Relating to Free Repair or Replacements	47	3,549	1.3%	0.9%	1.0%	0.8%
% of FP17s Relating to Continuations	21	3,549	0.6%	0.9%	1.0%	0.9%
% of Patients satisfied with the dentistry they have received	1	1	N/A	94.5%	93.8%	93.2%
% of Patients satisfied with the time they had to wait for an appointment	1	1	N/A	86.4%	89.4%	88.3%

* This is based on patients treated on this contract for their most recent course of treatment. Figures in italics indicate the base number of FP17s or Patient Questionnaire responses are less than 100. N/A is shown where the base number of responses is less than 10 during the period. % is calculated as Quantity/Base number*100

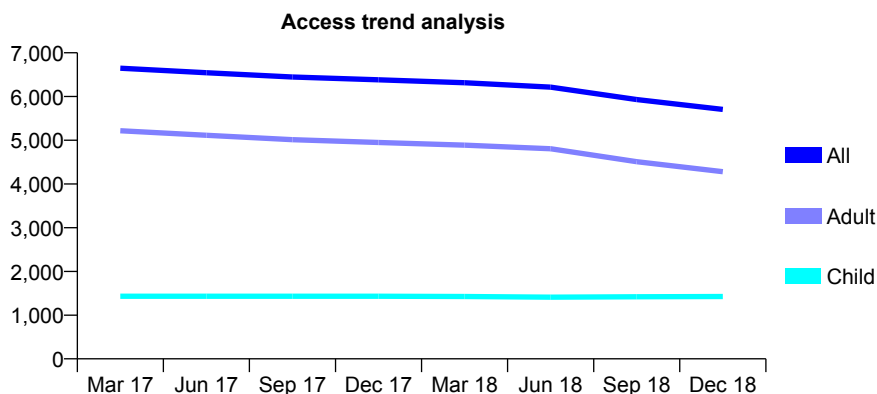
Q47 - Vital Signs At a Glance Contract Report for 105198/0001 - December 2018

Name or company name	Stacksteads Dental Practice
Contract type name	GDS Contract
Purpose of contract	General
Contract start date	01/04/2009
Contract end date	

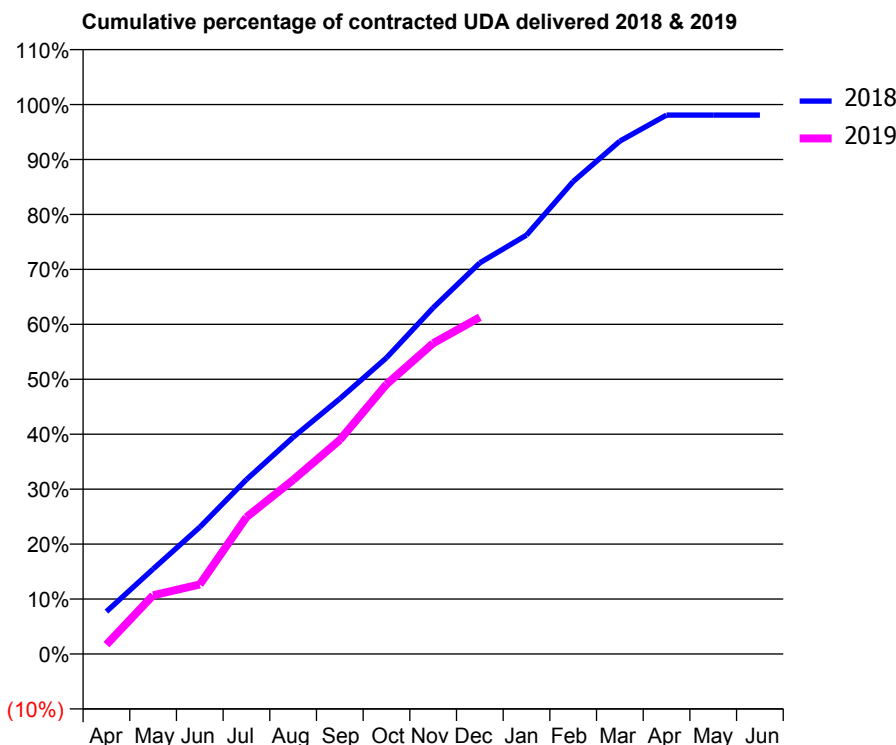
18/19 Contracted general activity (UDA)	18,100
Carry forward general activity (UDA)	350
18/19 Contracted orthodontic activity (UOA)	0
Carry forward orthodontic activity (UOA)	0
Baseline contract value	£562,717.46

ACCESS*

Patients seen in 24 months	Total	Change since previous quarter
Quarter ending December 2017	6,382	
Quarter ending March 2018	6,316	↓
Quarter ending June 2018	6,215	↓
Quarter ending September 2018	5,931	↓
Quarter ending December 2018	5,705	↓
Variance since December 2017	(10.6%)	↓



ACTIVITY



Month	Adjusted Scheduled Activity (UDA)	
	2018	2019
April	1,400	310
May	2,802	1,937
June	4,181	2,291
July	5,747	4,507
August	7,142	5,732
September	8,410	7,053
October	9,757	8,883
November	11,405	10,236
December	12,884	11,094
January	13,797	
February	15,566	
March	16,894	
April	17,751	
May	17,751	
June	17,750	

QUALITY

	Quantity	Base Number	Contract	AT	Region	England
% of FP17s for the same patient ID Re-attending within 3 months - Children	183	1,817	10.1%	12.0%	12.3%	11.8%
% of FP17s for the same patient ID Re-attending within 3 months - Adults	735	5,030	14.6%	15.2%	15.8%	15.6%
% of FP17s for the same patient ID Re-attending between 3 & 9 months - Children	1,176	1,817	64.7%	58.4%	60.1%	58.8%
% of FP17s for the same patient ID Re-attending between 3 & 9 months - Adults	3,247	5,030	64.6%	51.4%	53.3%	51.0%
% of FP17s for Band 1 Urgent Courses	422	6,421	6.6%	10.7%	9.0%	9.0%
% of FP17s Relating to Free Repair or Replacements	38	6,421	0.6%	0.9%	1.0%	0.8%
% of FP17s Relating to Continuations	30	6,421	0.5%	0.9%	1.0%	0.9%
% of Patients satisfied with the dentistry they have received	0	0	N/A	94.5%	93.8%	93.2%
% of Patients satisfied with the time they had to wait for an appointment	0	0	N/A	86.4%	89.4%	88.3%

* This is based on patients treated on this contract for their most recent course of treatment. Figures in italics indicate the base number of FP17s or Patient Questionnaire responses are less than 100. N/A is shown where the base number of responses is less than 10 during the period. % is calculated as Quantity/Base number*100

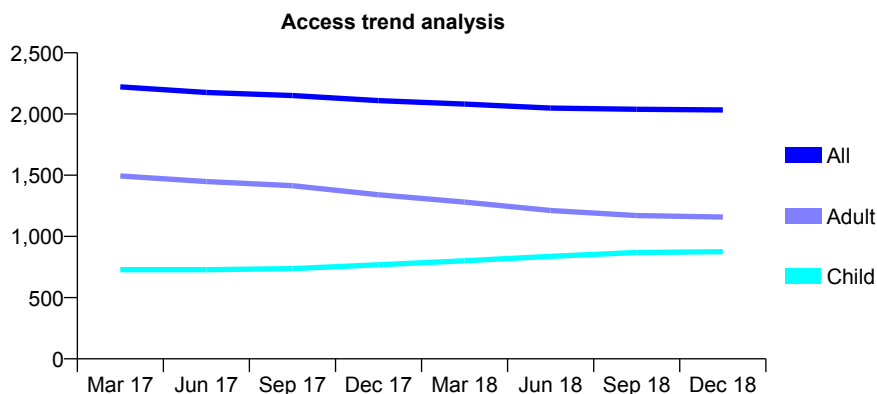
Q47 - Vital Signs At a Glance Contract Report for 105406/0001 - December 2018

Name or company name	Clayton Brook Dental Surgery
Contract type name	GDS Contract
Purpose of contract	General
Contract start date	01/06/2010
Contract end date	

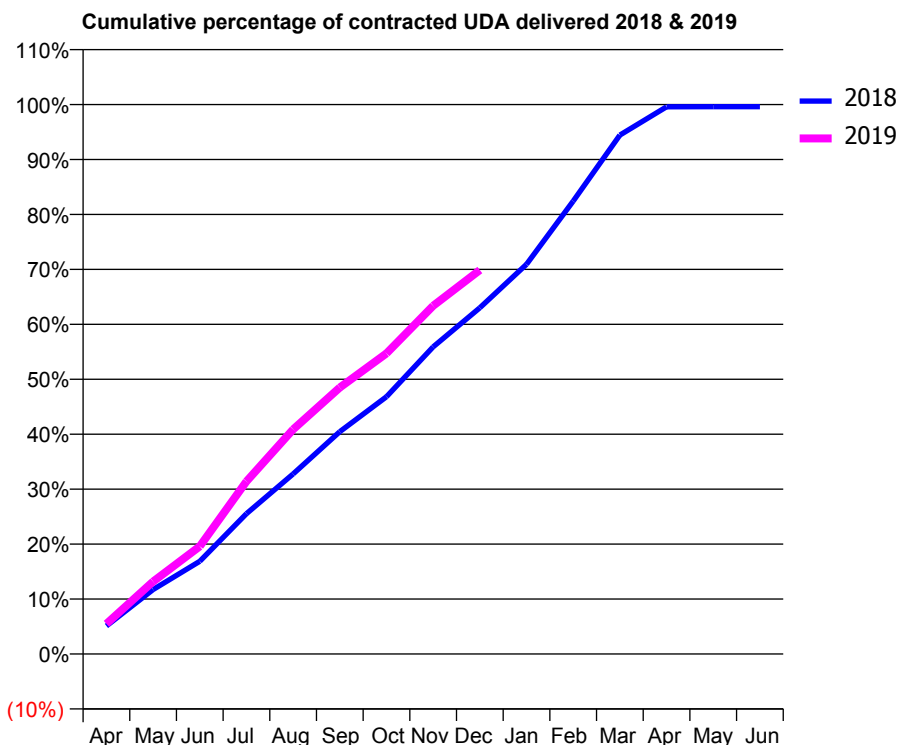
18/19 Contracted general activity (UDA)	7,000
Carry forward general activity (UDA)	28
18/19 Contracted orthodontic activity (UOA)	0
Carry forward orthodontic activity (UOA)	0
Baseline contract value	£142,907.94

ACCESS*

Patients seen in 24 months	Total	Change since previous quarter
Quarter ending December 2017	2,109	
Quarter ending March 2018	2,081	↓
Quarter ending June 2018	2,049	↓
Quarter ending September 2018	2,039	→
Quarter ending December 2018	2,033	→
Variance since December 2017	(3.6%)	↓



ACTIVITY



Month	Adjusted Scheduled Activity (UDA)	
	2018	2019
April	357	384
May	822	923
June	1,181	1,371
July	1,788	2,200
August	2,295	2,862
September	2,833	3,394
October	3,277	3,830
November	3,913	4,435
December	4,410	4,891
January	4,965	
February	5,770	
March	6,611	
April	6,971	
May	6,972	
June	6,972	

QUALITY

	Quantity	Base Number	Contract	AT	Region	England
% of FP17s for the same patient ID Re-attending within 3 months - Children	192	1,318	14.6%	12.0%	12.3%	11.8%
% of FP17s for the same patient ID Re-attending within 3 months - Adults	296	1,237	23.9%	15.2%	15.8%	15.6%
% of FP17s for the same patient ID Re-attending between 3 & 9 months - Children	839	1,318	63.7%	58.4%	60.1%	58.8%
% of FP17s for the same patient ID Re-attending between 3 & 9 months - Adults	655	1,237	53.0%	51.4%	53.3%	51.0%
% of FP17s for Band 1 Urgent Courses	137	2,355	5.8%	10.7%	9.0%	9.0%
% of FP17s Relating to Free Repair or Replacements	47	2,355	2.0%	0.9%	1.0%	0.8%
% of FP17s Relating to Continuations	97	2,355	4.1%	0.9%	1.0%	0.9%
% of Patients satisfied with the dentistry they have received	3	3	N/A	94.5%	93.8%	93.2%
% of Patients satisfied with the time they had to wait for an appointment	3	3	N/A	86.4%	89.4%	88.3%

* This is based on patients treated on this contract for their most recent course of treatment. Figures in italics indicate the base number of FP17s or Patient Questionnaire responses are less than 100. N/A is shown where the base number of responses is less than 10 during the period. % is calculated as Quantity/Base number*100

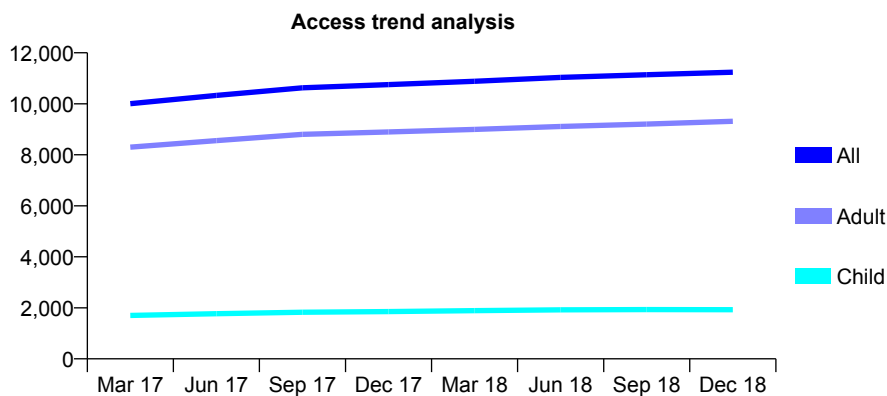
Q47 - Vital Signs At a Glance Contract Report for 106984/0002 - December 2018

Name or company name	Ravat & Ray Dental Care
Contract type name	GDS Contract
Purpose of contract	General
Contract start date	01/09/2009
Contract end date	

18/19 Contracted general activity (UDA)	31,670
Carry forward general activity (UDA)	995
18/19 Contracted orthodontic activity (UOA)	0
Carry forward orthodontic activity (UOA)	0
Baseline contract value	£1,179,823.72

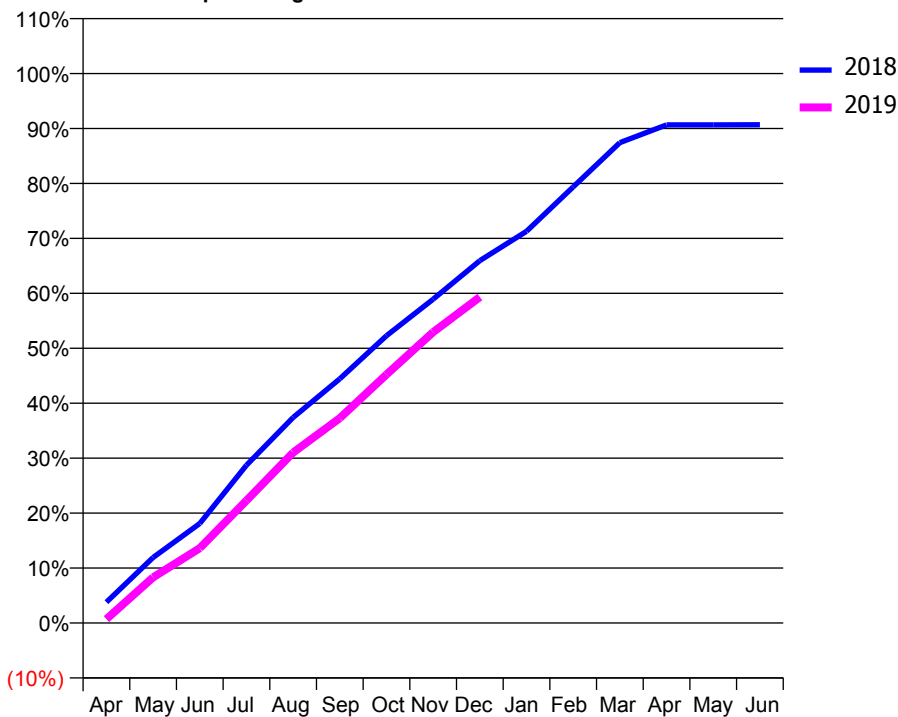
ACCESS*

Patients seen in 24 months	Total	Change since previous quarter
Quarter ending December 2017	10,753	
Quarter ending March 2018	10,886	→
Quarter ending June 2018	11,033	→
Quarter ending September 2018	11,138	→
Quarter ending December 2018	11,240	→
Variance since December 2017	4.5%	↑



ACTIVITY

Cumulative percentage of contracted UDA delivered 2018 & 2019



Month	Adjusted Scheduled Activity (UDA)	
	2018	2019
April	1,200	223
May	3,777	2,632
June	5,739	4,316
July	9,092	7,062
August	11,846	9,828
September	14,078	11,810
October	16,555	14,321
November	18,661	16,766
December	20,887	18,785
January	22,574	
February	25,134	
March	27,684	
April	28,707	
May	28,708	
June	28,714	

QUALITY

	Quantity	Base Number	Contract	AT	Region	England
% of FP17s for the same patient ID Re-attending within 3 months - Children	162	2,187	7.4%	12.0%	12.3%	11.8%
% of FP17s for the same patient ID Re-attending within 3 months - Adults	1,438	9,505	15.1%	15.2%	15.8%	15.6%
% of FP17s for the same patient ID Re-attending between 3 & 9 months - Children	1,333	2,187	61.0%	58.4%	60.1%	58.8%
% of FP17s for the same patient ID Re-attending between 3 & 9 months - Adults	4,631	9,505	48.7%	51.4%	53.3%	51.0%
% of FP17s for Band 1 Urgent Courses	2,351	11,066	21.2%	10.7%	9.0%	9.0%
% of FP17s Relating to Free Repair or Replacements	107	11,066	1.0%	0.9%	1.0%	0.8%
% of FP17s Relating to Continuations	29	11,066	0.3%	0.9%	1.0%	0.9%
% of Patients satisfied with the dentistry they have received	4	4	N/A	94.5%	93.8%	93.2%
% of Patients satisfied with the time they had to wait for an appointment	4	4	N/A	86.4%	89.4%	88.3%

* This is based on patients treated on this contract for their most recent course of treatment. Figures in italics indicate the base number of FP17s or Patient Questionnaire responses are less than 100. N/A is shown where the base number of responses is less than 10 during the period. % is calculated as Quantity/Base number*100

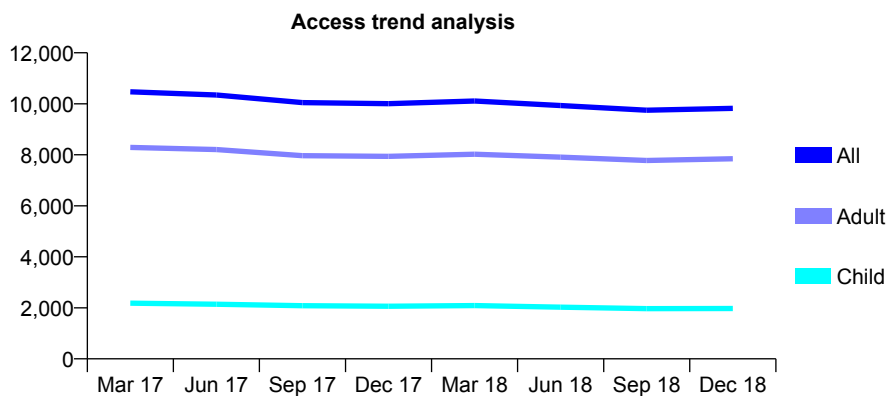
Q47 - Vital Signs At a Glance Contract Report for 106984/0003 - December 2018

Name or company name	Ravat & Ray Dental Care
Contract type name	GDS Contract
Purpose of contract	General
Contract start date	01/09/2009
Contract end date	

18/19 Contracted general activity (UDA)	24,300
Carry forward general activity (UDA)	0
18/19 Contracted orthodontic activity (UOA)	0
Carry forward orthodontic activity (UOA)	0
Baseline contract value	£837,702.17

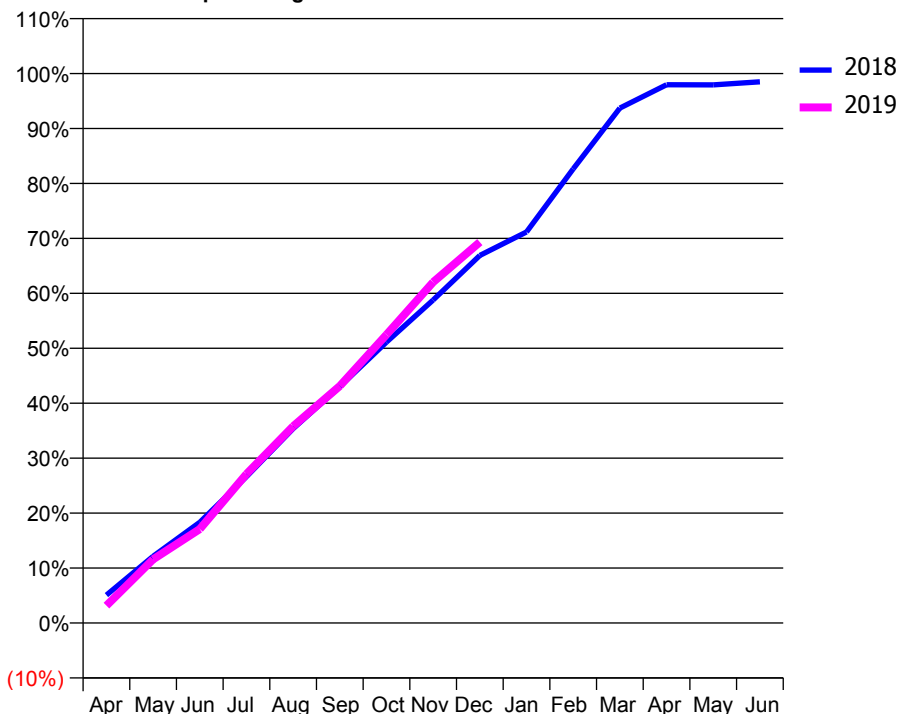
ACCESS*

Patients seen in 24 months	Total	Change since previous quarter
Quarter ending December 2017	10,003	
Quarter ending March 2018	10,112	→
Quarter ending June 2018	9,930	↓
Quarter ending September 2018	9,749	↓
Quarter ending December 2018	9,820	→
Variance since December 2017	(1.8%)	↓



ACTIVITY

Cumulative percentage of contracted UDA delivered 2018 & 2019



Month	Adjusted Scheduled Activity (UDA)	
	2018	2019
April	1,236	769
May	2,951	2,816
June	4,456	4,153
July	6,474	6,589
August	8,598	8,703
September	10,450	10,480
October	12,423	12,752
November	14,288	15,078
December	16,257	16,845
January	17,291	
February	20,083	
March	22,768	
April	23,804	
May	23,799	
June	23,930	

QUALITY

	Quantity	Base Number	Contract	AT	Region	England
% of FP17s for the same patient ID Re-attending within 3 months - Children	312	2,657	11.7%	12.0%	12.3%	11.8%
% of FP17s for the same patient ID Re-attending within 3 months - Adults	914	7,502	12.2%	15.2%	15.8%	15.6%
% of FP17s for the same patient ID Re-attending between 3 & 9 months - Children	1,727	2,657	65.0%	58.4%	60.1%	58.8%
% of FP17s for the same patient ID Re-attending between 3 & 9 months - Adults	3,084	7,502	41.1%	51.4%	53.3%	51.0%
% of FP17s for Band 1 Urgent Courses	3,176	9,617	33.0%	10.7%	9.0%	9.0%
% of FP17s Relating to Free Repair or Replacements	64	9,617	0.7%	0.9%	1.0%	0.8%
% of FP17s Relating to Continuations	19	9,617	0.2%	0.9%	1.0%	0.9%
% of Patients satisfied with the dentistry they have received	1	1	N/A	94.5%	93.8%	93.2%
% of Patients satisfied with the time they had to wait for an appointment	1	1	N/A	86.4%	89.4%	88.3%

* This is based on patients treated on this contract for their most recent course of treatment. Figures in italics indicate the base number of FP17s or Patient Questionnaire responses are less than 100. N/A is shown where the base number of responses is less than 10 during the period. % is calculated as Quantity/Base number*100

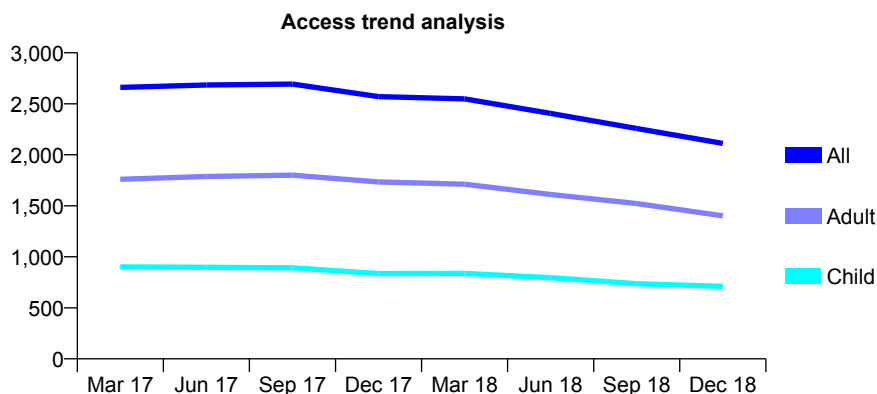
Q47 - Vital Signs At a Glance Contract Report for 106984/0005 - December 2018

Name or company name	Ravat & Ray Dental Care
Contract type name	GDS Contract
Purpose of contract	General
Contract start date	01/10/2011
Contract end date	

18/19 Contracted general activity (UDA)	7,250
Carry forward general activity (UDA)	-2
18/19 Contracted orthodontic activity (UOA)	0
Carry forward orthodontic activity (UOA)	0
Baseline contract value	£416,668.13

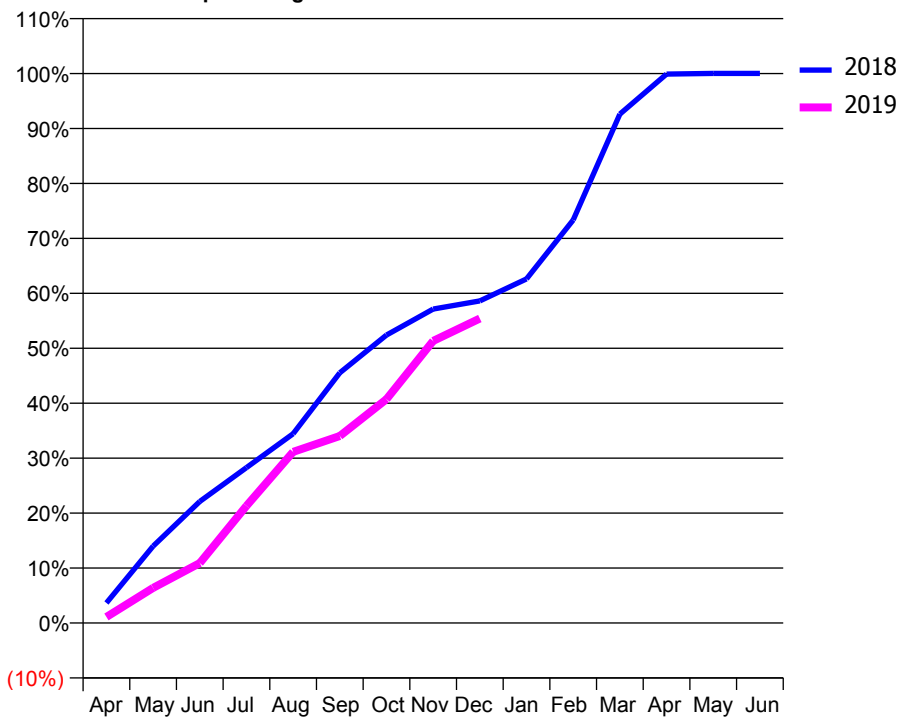
ACCESS*

Patients seen in 24 months	Total	Change since previous quarter
Quarter ending December 2017	2,570	
Quarter ending March 2018	2,549	→
Quarter ending June 2018	2,406	↓
Quarter ending September 2018	2,258	↓
Quarter ending December 2018	2,112	↓
Variance since December 2017	(17.8%)	↓



ACTIVITY

Cumulative percentage of contracted UDA delivered 2018 & 2019



Month	Adjusted Scheduled Activity (UDA)	
	2018	2019
April	266	81
May	1,014	464
June	1,604	790
July	2,050	1,545
August	2,497	2,259
September	3,301	2,468
October	3,800	2,954
November	4,143	3,722
December	4,250	4,018
January	4,540	
February	5,317	
March	6,714	
April	7,242	
May	7,252	
June	7,252	

QUALITY

	Quantity	Base Number	Contract	AT	Region	England
% of FP17s for the same patient ID Re-attending within 3 months - Children	89	675	13.2%	12.0%	12.3%	11.8%
% of FP17s for the same patient ID Re-attending within 3 months - Adults	192	1,099	17.5%	15.2%	15.8%	15.6%
% of FP17s for the same patient ID Re-attending between 3 & 9 months - Children	354	675	52.4%	58.4%	60.1%	58.8%
% of FP17s for the same patient ID Re-attending between 3 & 9 months - Adults	591	1,099	53.8%	51.4%	53.3%	51.0%
% of FP17s for Band 1 Urgent Courses	184	1,593	11.6%	10.7%	9.0%	9.0%
% of FP17s Relating to Free Repair or Replacements	9	1,593	0.6%	0.9%	1.0%	0.8%
% of FP17s Relating to Continuations	3	1,593	0.2%	0.9%	1.0%	0.9%
% of Patients satisfied with the dentistry they have received	2	2	N/A	94.5%	93.8%	93.2%
% of Patients satisfied with the time they had to wait for an appointment	2	2	N/A	86.4%	89.4%	88.3%

* This is based on patients treated on this contract for their most recent course of treatment. Figures in italics indicate the base number of FP17s or Patient Questionnaire responses are less than 100. N/A is shown where the base number of responses is less than 10 during the period. % is calculated as Quantity/Base number*100

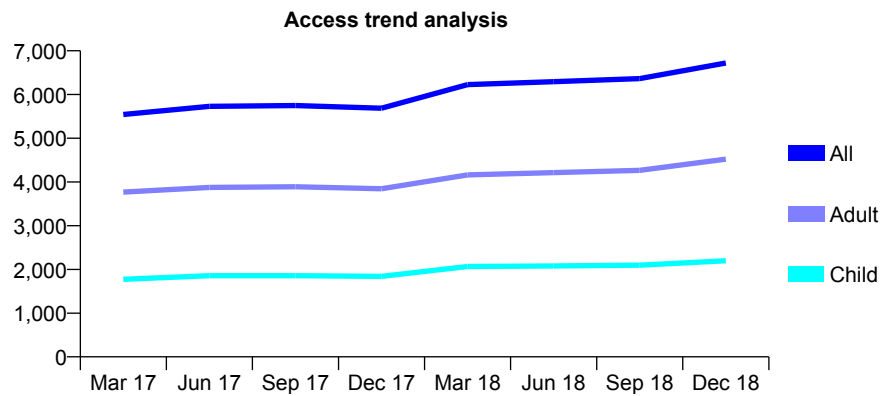
Q47 - Vital Signs At a Glance Contract Report for 107611/0001 - December 2018

Name or company name	Synergy Dental CLinic Ltd
Contract type name	GDS Contract
Purpose of contract	General
Contract start date	01/04/2008
Contract end date	

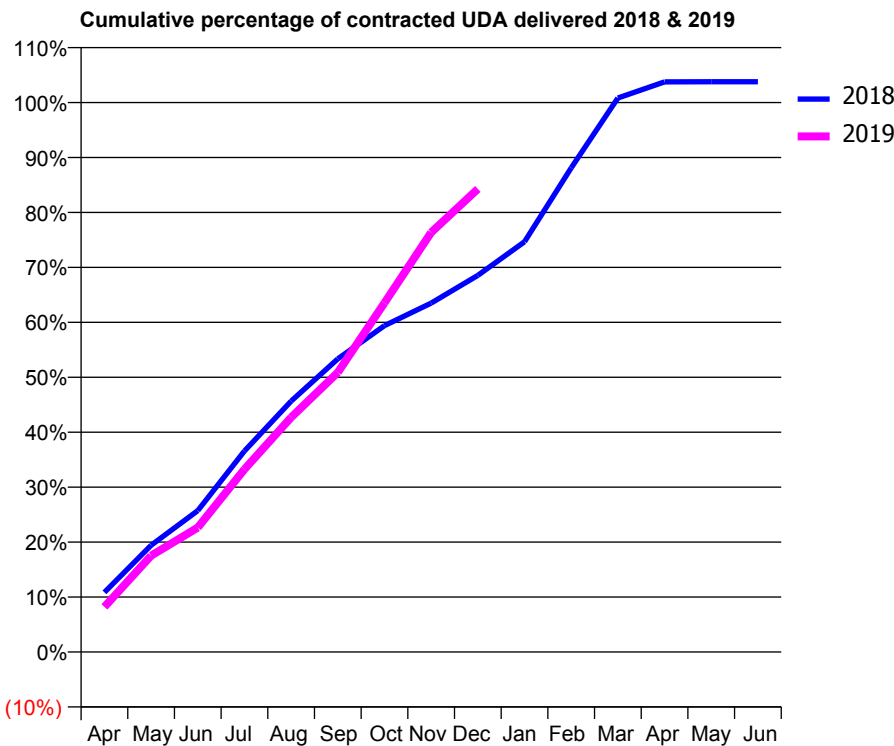
18/19 Contracted general activity (UDA)	17,552
Carry forward general activity (UDA)	-351
18/19 Contracted orthodontic activity (UOA)	0
Carry forward orthodontic activity (UOA)	0
Baseline contract value	£462,245.88

ACCESS*

Patients seen in 24 months	Total	Change since previous quarter
Quarter ending December 2017	5,687	
Quarter ending March 2018	6,227	↑
Quarter ending June 2018	6,294	→
Quarter ending September 2018	6,363	→
Quarter ending December 2018	6,720	↑
Variance since December 2017	18.2%	↑



ACTIVITY



Month	Adjusted Scheduled Activity (UDA)	
	2018	2019
April	1,906	1,441
May	3,409	3,076
June	4,516	3,976
July	6,420	5,837
August	8,014	7,494
September	9,362	8,931
October	10,424	11,153
November	11,144	13,401
December	12,031	14,790
January	13,106	
February	15,465	
March	17,694	
April	18,212	
May	18,216	
June	18,216	

QUALITY

	Quantity	Base Number	Contract	AT	Region	England
% of FP17s for the same patient ID Re-attending within 3 months - Children	201	2,336	8.6%	12.0%	12.3%	11.8%
% of FP17s for the same patient ID Re-attending within 3 months - Adults	705	4,611	15.3%	15.2%	15.8%	15.6%
% of FP17s for the same patient ID Re-attending between 3 & 9 months - Children	1,408	2,336	60.3%	58.4%	60.1%	58.8%
% of FP17s for the same patient ID Re-attending between 3 & 9 months - Adults	2,070	4,611	44.9%	51.4%	53.3%	51.0%
% of FP17s for Band 1 Urgent Courses	325	6,712	4.8%	10.7%	9.0%	9.0%
% of FP17s Relating to Free Repair or Replacements	25	6,712	0.4%	0.9%	1.0%	0.8%
% of FP17s Relating to Continuations	40	6,712	0.6%	0.9%	1.0%	0.9%
% of Patients satisfied with the dentistry they have received	4	4	N/A	94.5%	93.8%	93.2%
% of Patients satisfied with the time they had to wait for an appointment	3	4	N/A	86.4%	89.4%	88.3%

* This is based on patients treated on this contract for their most recent course of treatment. Figures in italics indicate the base number of FP17s or Patient Questionnaire responses are less than 100. N/A is shown where the base number of responses is less than 10 during the period. % is calculated as Quantity/Base number*100

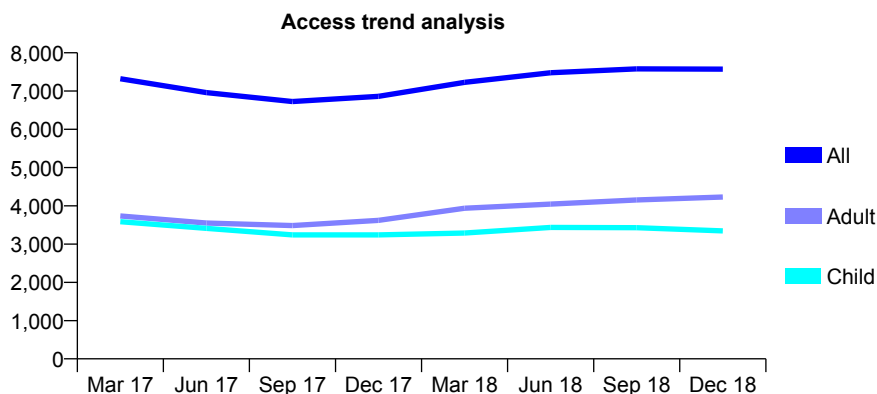
Q47 - Vital Signs At a Glance Contract Report for 108006/0001 - December 2018

Name or company name	Redbridge Associates Ltd
Contract type name	GDS Contract
Purpose of contract	General
Contract start date	06/09/2010
Contract end date	

18/19 Contracted general activity (UDA)	26,020
Carry forward general activity (UDA)	1,639
18/19 Contracted orthodontic activity (UOA)	0
Carry forward orthodontic activity (UOA)	0
Baseline contract value	£651,779.93

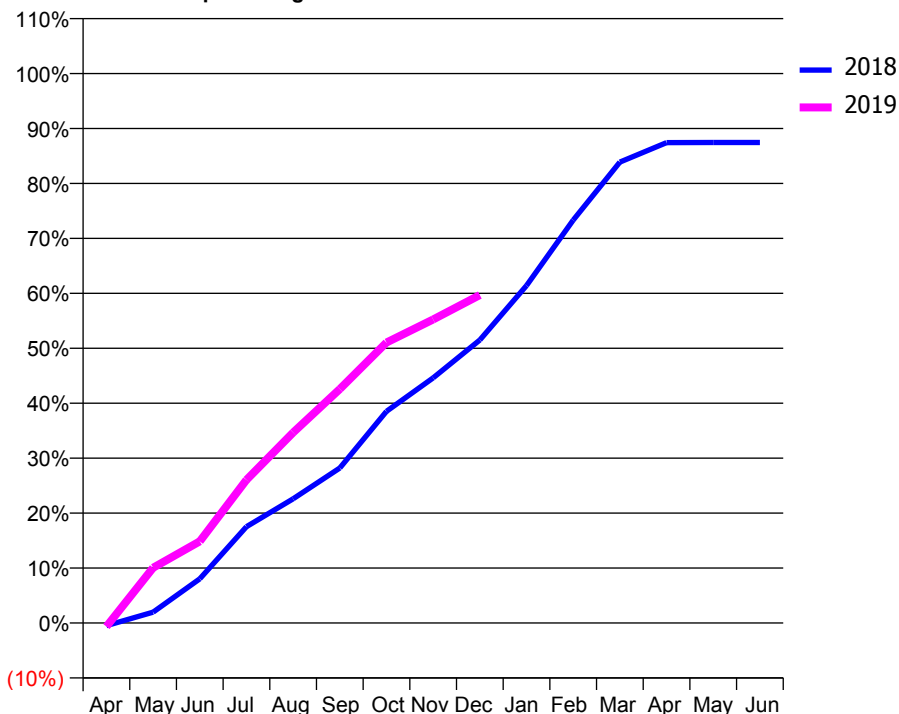
ACCESS*

Patients seen in 24 months	Total	Change since previous quarter
Quarter ending December 2017	6,861	
Quarter ending March 2018	7,227	↑
Quarter ending June 2018	7,480	↑
Quarter ending September 2018	7,579	→
Quarter ending December 2018	7,574	→
Variance since December 2017	10.4%	↑



ACTIVITY

Cumulative percentage of contracted UDA delivered 2018 & 2019



Month	Adjusted Scheduled Activity (UDA)	
	2018	2019
April	-129	-172
May	518	2,618
June	2,094	3,865
July	4,563	6,779
August	5,883	9,020
September	7,338	11,076
October	10,025	13,280
November	11,612	14,377
December	13,403	15,533
January	15,978	
February	19,078	
March	21,826	
April	22,747	
May	22,756	
June	22,756	

QUALITY

	Quantity	Base Number	Contract	AT	Region	England
% of FP17s for the same patient ID Re-attending within 3 months - Children	261	3,422	7.6%	12.0%	12.3%	11.8%
% of FP17s for the same patient ID Re-attending within 3 months - Adults	574	3,773	15.2%	15.2%	15.8%	15.6%
% of FP17s for the same patient ID Re-attending between 3 & 9 months - Children	1,871	3,422	54.7%	58.4%	60.1%	58.8%
% of FP17s for the same patient ID Re-attending between 3 & 9 months - Adults	1,604	3,773	42.5%	51.4%	53.3%	51.0%
% of FP17s for Band 1 Urgent Courses	688	6,865	10.0%	10.7%	9.0%	9.0%
% of FP17s Relating to Free Repair or Replacements	1	6,865	0.0%	0.9%	1.0%	0.8%
% of FP17s Relating to Continuations	114	6,865	1.7%	0.9%	1.0%	0.9%
% of Patients satisfied with the dentistry they have received	4	4	N/A	94.5%	93.8%	93.2%
% of Patients satisfied with the time they had to wait for an appointment	4	4	N/A	86.4%	89.4%	88.3%

* This is based on patients treated on this contract for their most recent course of treatment. Figures in italics indicate the base number of FP17s or Patient Questionnaire responses are less than 100. N/A is shown where the base number of responses is less than 10 during the period. % is calculated as Quantity/Base number*100

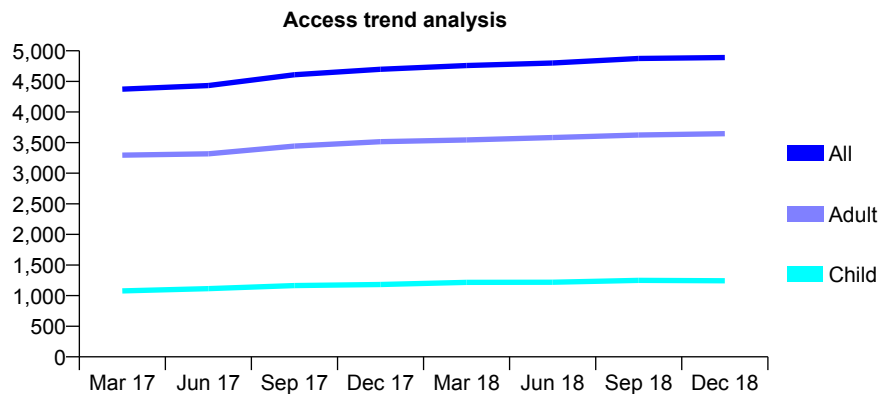
Q47 - Vital Signs At a Glance Contract Report for 109304/0001 - December 2018

Name or company name	St Raphael's Dental Practice Limited
Contract type name	GDS Contract
Purpose of contract	General
Contract start date	01/10/2009
Contract end date	

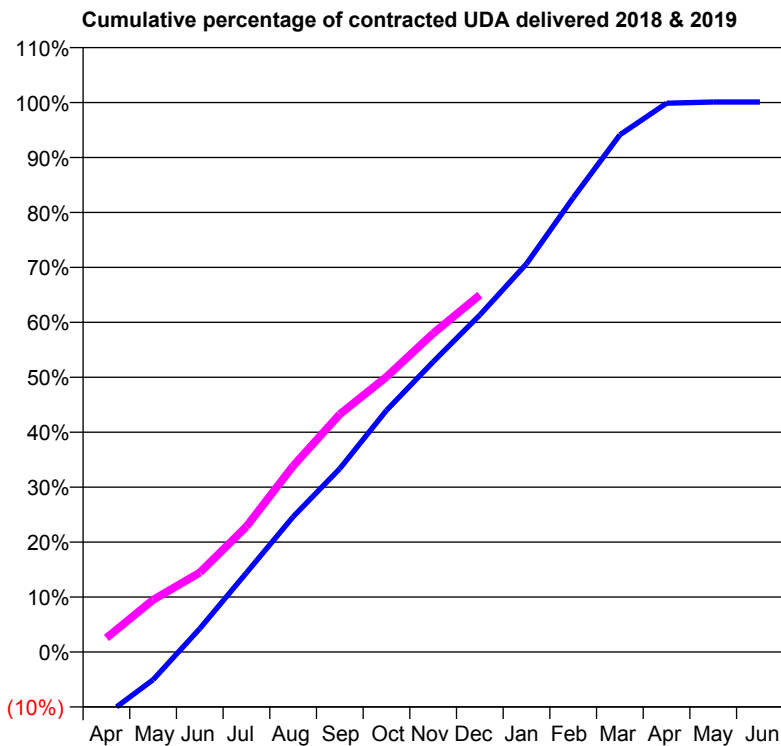
18/19 Contracted general activity (UDA)	14,000
Carry forward general activity (UDA)	0
18/19 Contracted orthodontic activity (UOA)	0
Carry forward orthodontic activity (UOA)	0
Baseline contract value	£399,926.06

ACCESS*

Patients seen in 24 months	Total	Change since previous quarter
Quarter ending December 2017	4,698	
Quarter ending March 2018	4,760	→
Quarter ending June 2018	4,800	→
Quarter ending September 2018	4,875	→
Quarter ending December 2018	4,889	→
Variance since December 2017	4.1%	↑



ACTIVITY



Month	Adjusted Scheduled Activity (UDA)	
	2018	2019
April	-1,594	357
May	-710	1,331
June	595	2,023
July	2,019	3,199
August	3,447	4,741
September	4,673	6,058
October	6,157	7,012
November	7,394	8,117
December	8,587	9,097
January	9,891	
February	11,572	
March	13,178	
April	13,981	
May	14,011	
June	14,011	

QUALITY

	Quantity	Base Number	Contract	AT	Region	England
% of FP17s for the same patient ID Re-attending within 3 months - Children	109	1,138	9.6%	12.0%	12.3%	11.8%
% of FP17s for the same patient ID Re-attending within 3 months - Adults	510	3,284	15.5%	15.2%	15.8%	15.6%
% of FP17s for the same patient ID Re-attending between 3 & 9 months - Children	609	1,138	53.5%	58.4%	60.1%	58.8%
% of FP17s for the same patient ID Re-attending between 3 & 9 months - Adults	1,577	3,284	48.0%	51.4%	53.3%	51.0%
% of FP17s for Band 1 Urgent Courses	472	4,156	11.4%	10.7%	9.0%	9.0%
% of FP17s Relating to Free Repair or Replacements	56	4,156	1.3%	0.9%	1.0%	0.8%
% of FP17s Relating to Continuations	17	4,156	0.4%	0.9%	1.0%	0.9%
% of Patients satisfied with the dentistry they have received	5	6	N/A	94.5%	93.8%	93.2%
% of Patients satisfied with the time they had to wait for an appointment	6	6	N/A	86.4%	89.4%	88.3%

* This is based on patients treated on this contract for their most recent course of treatment. Figures in italics indicate the base number of FP17s or Patient Questionnaire responses are less than 100. N/A is shown where the base number of responses is less than 10 during the period. % is calculated as Quantity/Base number*100

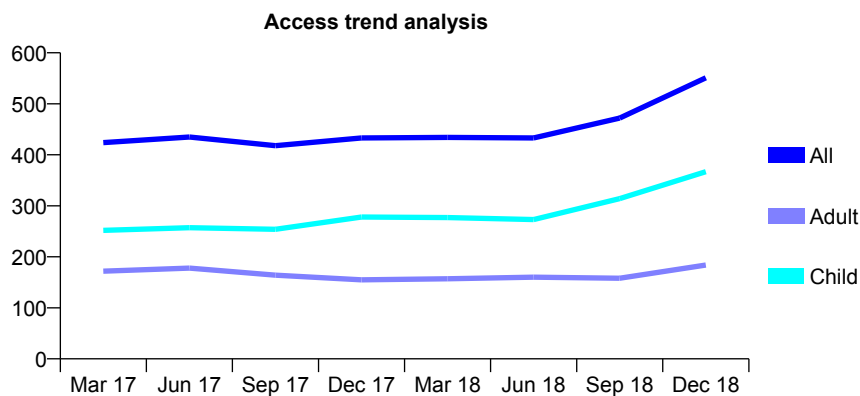
Q47 - Vital Signs At a Glance Contract Report for 110302/0001 - December 2018

Name or company name	Kirkham Dental Care
Contract type name	GDS Contract
Purpose of contract	General
Contract start date	01/08/2014
Contract end date	

18/19 Contracted general activity (UDA)	1,500
Carry forward general activity (UDA)	0
18/19 Contracted orthodontic activity (UOA)	0
Carry forward orthodontic activity (UOA)	0
Baseline contract value	£49,101.10

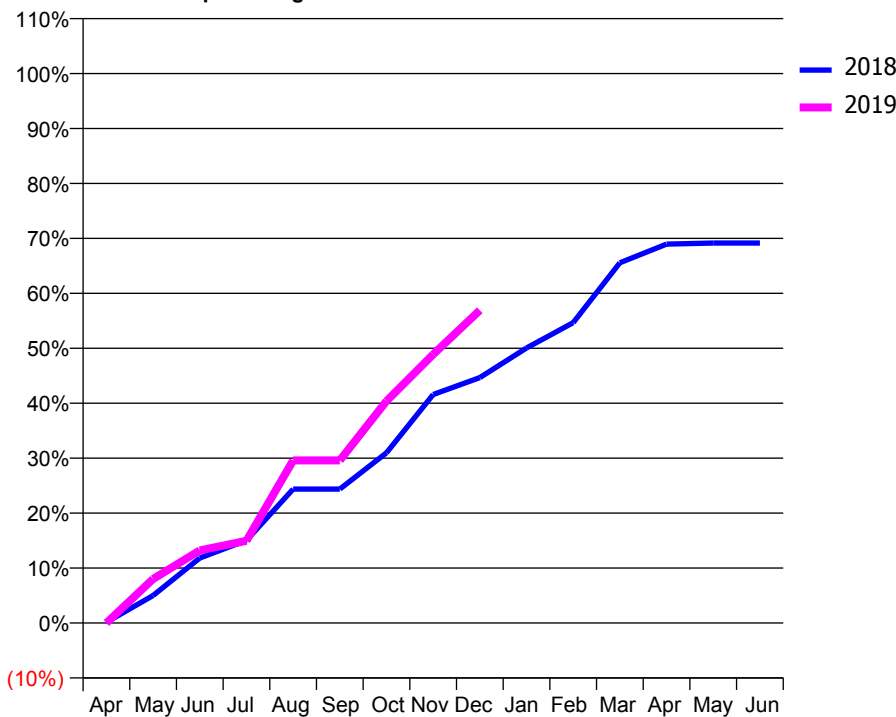
ACCESS*

Patients seen in 24 months	Total	Change since previous quarter
Quarter ending December 2017	433	
Quarter ending March 2018	434	→
Quarter ending June 2018	433	→
Quarter ending September 2018	472	↑
Quarter ending December 2018	551	↑
Variance since December 2017	27.3%	↑



ACTIVITY

Cumulative percentage of contracted UDA delivered 2018 & 2019



Adjusted Scheduled Activity (UDA)

Month	2018	2019
April	2	0
May	75	120
June	178	198
July	226	224
August	366	444
September	366	444
October	465	606
November	624	733
December	670	854
January	751	
February	820	
March	983	
April	1,034	
May	1,037	
June	1,037	

QUALITY

	Quantity	Base Number	Contract	AT	Region	England
% of FP17s for the same patient ID Re-attending within 3 months - Children	30	419	7.2%	12.0%	12.3%	11.8%
% of FP17s for the same patient ID Re-attending within 3 months - Adults	18	164	11.0%	15.2%	15.8%	15.6%
% of FP17s for the same patient ID Re-attending between 3 & 9 months - Children	207	419	49.4%	58.4%	60.1%	58.8%
% of FP17s for the same patient ID Re-attending between 3 & 9 months - Adults	81	164	49.4%	51.4%	53.3%	51.0%
% of FP17s for Band 1 Urgent Courses	13	561	2.3%	10.7%	9.0%	9.0%
% of FP17s Relating to Free Repair or Replacements	0	561	0.0%	0.9%	1.0%	0.8%
% of FP17s Relating to Continuations	11	561	2.0%	0.9%	1.0%	0.9%
% of Patients satisfied with the dentistry they have received	0	0	N/A	94.5%	93.8%	93.2%
% of Patients satisfied with the time they had to wait for an appointment	0	0	N/A	86.4%	89.4%	88.3%

* This is based on patients treated on this contract for their most recent course of treatment. Figures in italics indicate the base number of FP17s or Patient Questionnaire responses are less than 100. N/A is shown where the base number of responses is less than 10 during the period. % is calculated as Quantity/Base number*100

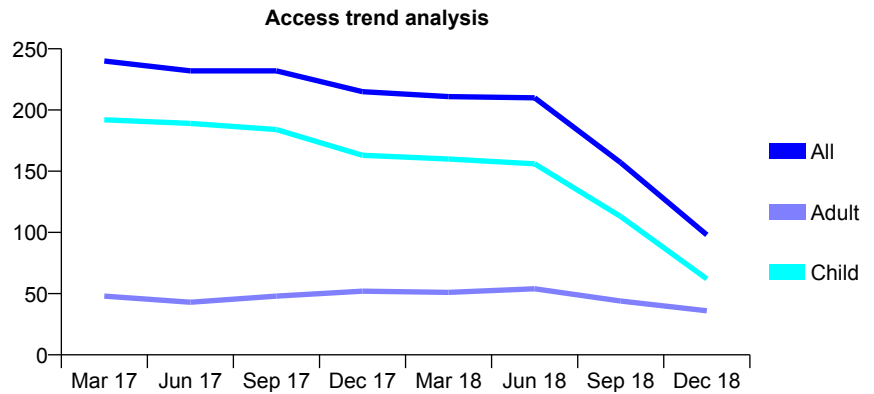
Q47 - Vital Signs At a Glance Contract Report for 110302/0002 - December 2018

Name or company name	Kirkham Dental Care
Contract type name	GDS Contract
Purpose of contract	General
Contract start date	01/08/2014
Contract end date	

18/19 Contracted general activity (UDA)	850
Carry forward general activity (UDA)	0
18/19 Contracted orthodontic activity (UOA)	0
Carry forward orthodontic activity (UOA)	0
Baseline contract value	£19,569.22

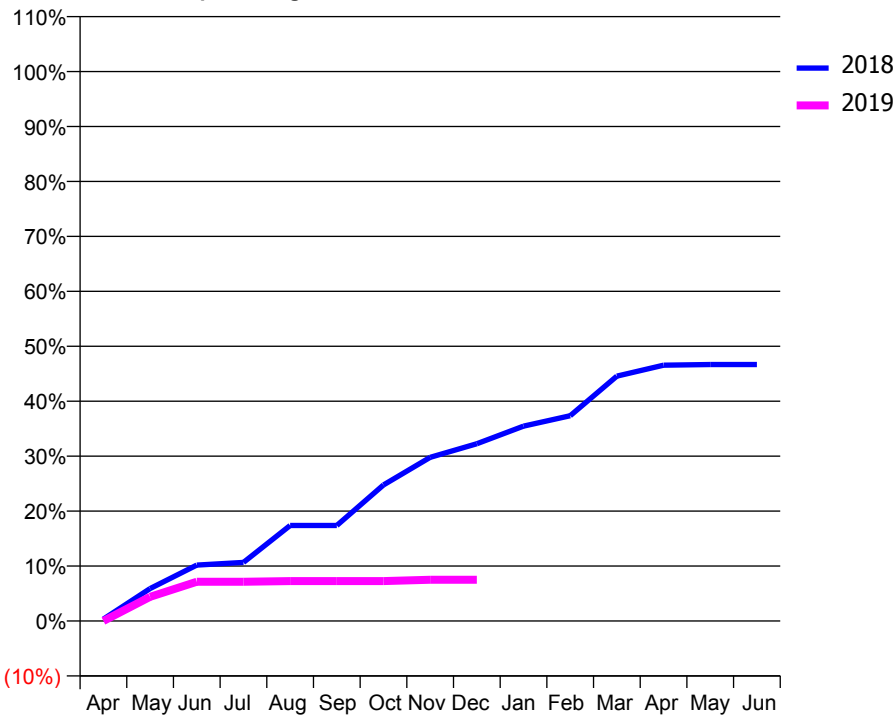
ACCESS*

Patients seen in 24 months	Total	Change since previous quarter
Quarter ending December 2017	215	
Quarter ending March 2018	211	↓
Quarter ending June 2018	210	→
Quarter ending September 2018	157	↓
Quarter ending December 2018	98	↓
Variance since December 2017	(54.4%)	↓



ACTIVITY

Cumulative percentage of contracted UDA delivered 2018 & 2019



Month	Adjusted Scheduled Activity (UDA)	
	2018	2019
April	3	0
May	50	37
June	87	61
July	91	61
August	148	62
September	148	62
October	210	62
November	253	64
December	274	64
January	301	
February	318	
March	379	
April	396	
May	397	
June	397	

QUALITY

	Quantity	Base Number	Contract	AT	Region	England
% of FP17s for the same patient ID Re-attending within 3 months - Children	3	64	4.7%	12.0%	12.3%	11.8%
% of FP17s for the same patient ID Re-attending within 3 months - Adults	0	11	0.0%	15.2%	15.8%	15.6%
% of FP17s for the same patient ID Re-attending between 3 & 9 months - Children	41	64	64.1%	58.4%	60.1%	58.8%
% of FP17s for the same patient ID Re-attending between 3 & 9 months - Adults	6	11	54.5%	51.4%	53.3%	51.0%
% of FP17s for Band 1 Urgent Courses	4	59	6.8%	10.7%	9.0%	9.0%
% of FP17s Relating to Free Repair or Replacements	0	59	0.0%	0.9%	1.0%	0.8%
% of FP17s Relating to Continuations	0	59	0.0%	0.9%	1.0%	0.9%
% of Patients satisfied with the dentistry they have received	0	0	N/A	94.5%	93.8%	93.2%
% of Patients satisfied with the time they had to wait for an appointment	0	0	N/A	86.4%	89.4%	88.3%

* This is based on patients treated on this contract for their most recent course of treatment. Figures in italics indicate the base number of FP17s or Patient Questionnaire responses are less than 100. N/A is shown where the base number of responses is less than 10 during the period. % is calculated as Quantity/Base number*100

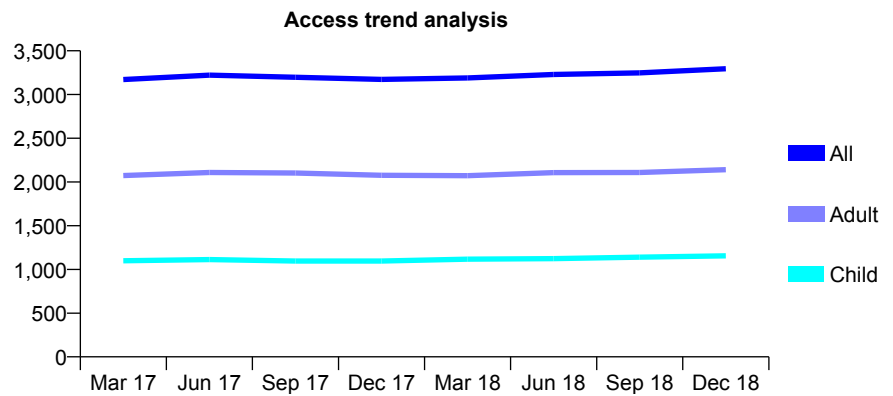
Q47 - Vital Signs At a Glance Contract Report for 11198/0001 - December 2018

Name or company name	Barrowford Dental Practice
Contract type name	GDS Contract
Purpose of contract	General
Contract start date	01/08/2009
Contract end date	

18/19 Contracted general activity (UDA)	8,000
Carry forward general activity (UDA)	0
18/19 Contracted orthodontic activity (UOA)	0
Carry forward orthodontic activity (UOA)	0
Baseline contract value	£240,020.94

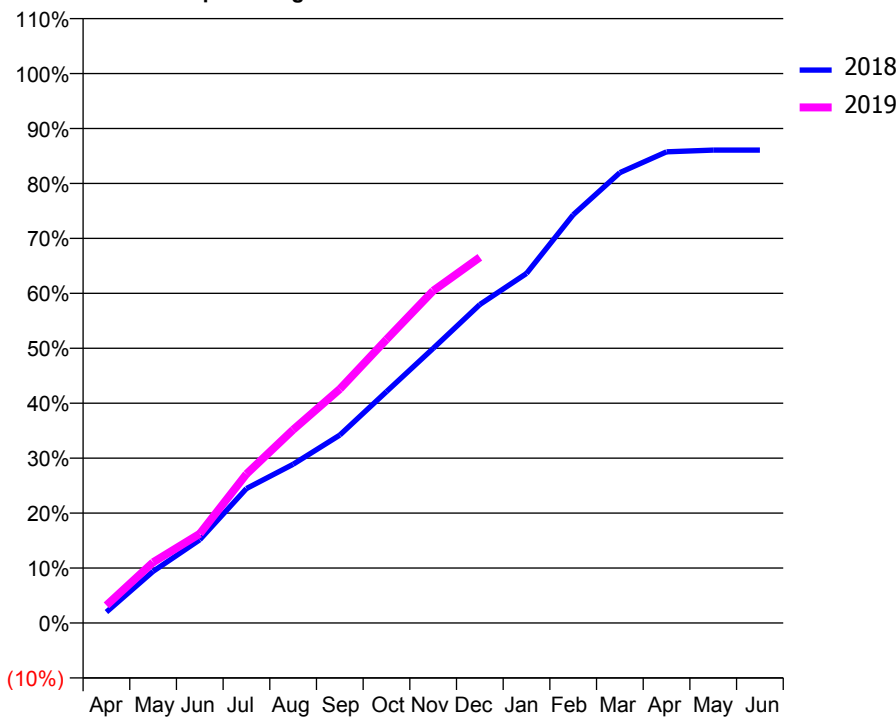
ACCESS*

Patients seen in 24 months	Total	Change since previous quarter
Quarter ending December 2017	3,173	
Quarter ending March 2018	3,189	→
Quarter ending June 2018	3,230	→
Quarter ending September 2018	3,248	→
Quarter ending December 2018	3,295	→
Variance since December 2017	3.8%	↑



ACTIVITY

Cumulative percentage of contracted UDA delivered 2018 & 2019



Month	Adjusted Scheduled Activity (UDA)	
	2018	2019
April	160	258
May	752	884
June	1,213	1,299
July	1,957	2,170
August	2,312	2,814
September	2,737	3,406
October	3,368	4,128
November	3,998	4,838
December	4,637	5,323
January	5,090	
February	5,944	
March	6,557	
April	6,860	
May	6,884	
June	6,885	

QUALITY

	Quantity	Base Number	Contract	AT	Region	England
% of FP17s for the same patient ID Re-attending within 3 months - Children	96	1,240	7.7%	12.0%	12.3%	11.8%
% of FP17s for the same patient ID Re-attending within 3 months - Adults	354	2,180	16.2%	15.2%	15.8%	15.6%
% of FP17s for the same patient ID Re-attending between 3 & 9 months - Children	729	1,240	58.8%	58.4%	60.1%	58.8%
% of FP17s for the same patient ID Re-attending between 3 & 9 months - Adults	1,143	2,180	52.4%	51.4%	53.3%	51.0%
% of FP17s for Band 1 Urgent Courses	317	2,757	11.5%	10.7%	9.0%	9.0%
% of FP17s Relating to Free Repair or Replacements	28	2,757	1.0%	0.9%	1.0%	0.8%
% of FP17s Relating to Continuations	18	2,757	0.7%	0.9%	1.0%	0.9%
% of Patients satisfied with the dentistry they have received	0	0	N/A	94.5%	93.8%	93.2%
% of Patients satisfied with the time they had to wait for an appointment	0	0	N/A	86.4%	89.4%	88.3%

* This is based on patients treated on this contract for their most recent course of treatment. Figures in italics indicate the base number of FP17s or Patient Questionnaire responses are less than 100. N/A is shown where the base number of responses is less than 10 during the period. % is calculated as Quantity/Base number*100

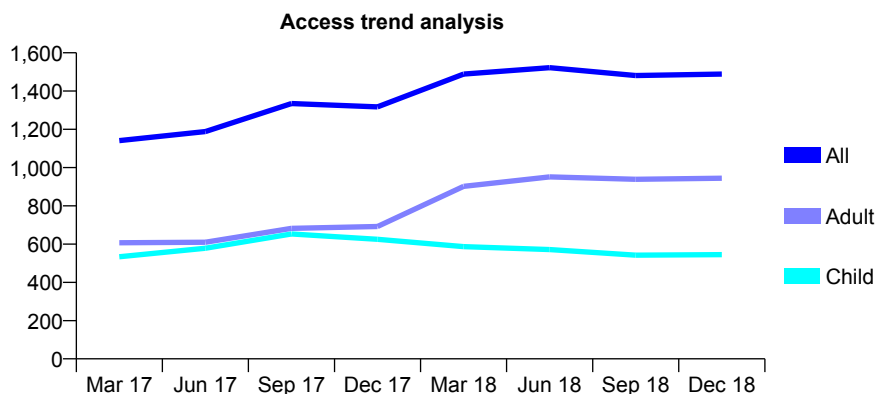
Q47 - Vital Signs At a Glance Contract Report for 111228/0001 - December 2018

Name or company name	Deepdale Dental
Contract type name	GDS Contract
Purpose of contract	General
Contract start date	01/07/2010
Contract end date	

18/19 Contracted general activity (UDA)	10,471
Carry forward general activity (UDA)	0
18/19 Contracted orthodontic activity (UOA)	0
Carry forward orthodontic activity (UOA)	0
Baseline contract value	£258,805.96

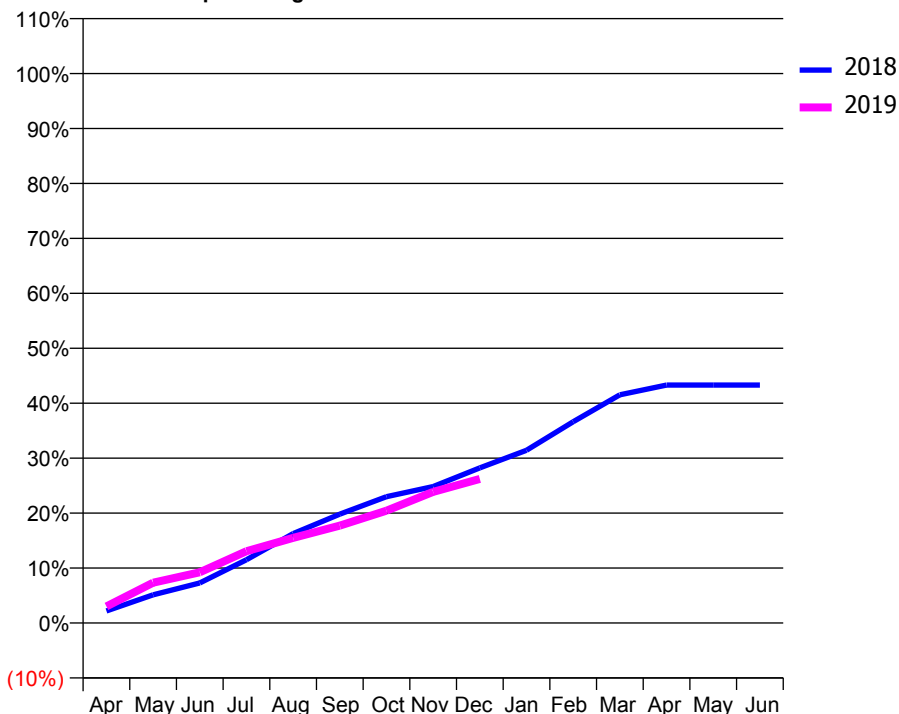
ACCESS*

Patients seen in 24 months	Total	Change since previous quarter
Quarter ending December 2017	1,317	
Quarter ending March 2018	1,489	↑
Quarter ending June 2018	1,522	↑
Quarter ending September 2018	1,481	↓
Quarter ending December 2018	1,489	→
Variance since December 2017	13.1%	↑



ACTIVITY

Cumulative percentage of contracted UDA delivered 2018 & 2019



Month	Adjusted Scheduled Activity (UDA)	
	2018	2019
April	231	318
May	537	767
June	763	967
July	1,205	1,369
August	1,704	1,623
September	2,075	1,856
October	2,407	2,141
November	2,600	2,499
December	2,957	2,744
January	3,291	
February	3,835	
March	4,350	
April	4,535	
May	4,535	
June	4,535	

QUALITY

	Quantity	Base Number	Contract	AT	Region	England
% of FP17s for the same patient ID Re-attending within 3 months - Children	52	635	8.2%	12.0%	12.3%	11.8%
% of FP17s for the same patient ID Re-attending within 3 months - Adults	170	838	20.3%	15.2%	15.8%	15.6%
% of FP17s for the same patient ID Re-attending between 3 & 9 months - Children	403	635	63.5%	58.4%	60.1%	58.8%
% of FP17s for the same patient ID Re-attending between 3 & 9 months - Adults	353	838	42.1%	51.4%	53.3%	51.0%
% of FP17s for Band 1 Urgent Courses	107	1,342	8.0%	10.7%	9.0%	9.0%
% of FP17s Relating to Free Repair or Replacements	0	1,342	0.0%	0.9%	1.0%	0.8%
% of FP17s Relating to Continuations	44	1,342	3.3%	0.9%	1.0%	0.9%
% of Patients satisfied with the dentistry they have received	1	1	N/A	94.5%	93.8%	93.2%
% of Patients satisfied with the time they had to wait for an appointment	1	1	N/A	86.4%	89.4%	88.3%

* This is based on patients treated on this contract for their most recent course of treatment. Figures in italics indicate the base number of FP17s or Patient Questionnaire responses are less than 100. N/A is shown where the base number of responses is less than 10 during the period. % is calculated as Quantity/Base number*100

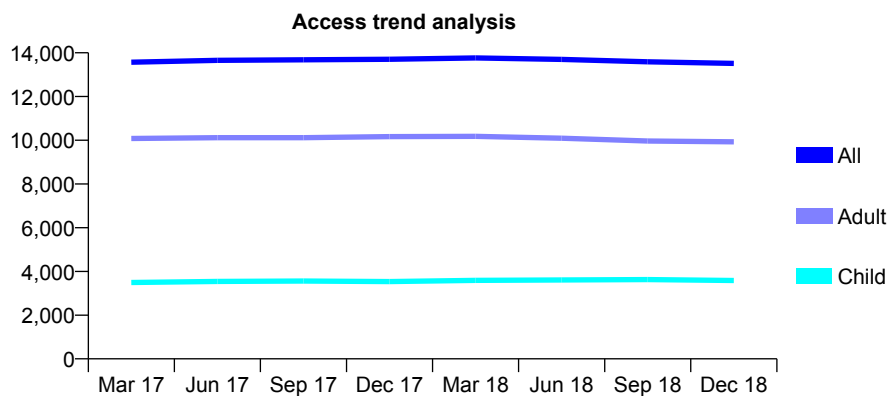
Q47 - Vital Signs At a Glance Contract Report for 111341/0001 - December 2018

Name or company name	Quest Dental
Contract type name	GDS Contract
Purpose of contract	General
Contract start date	01/12/2009
Contract end date	

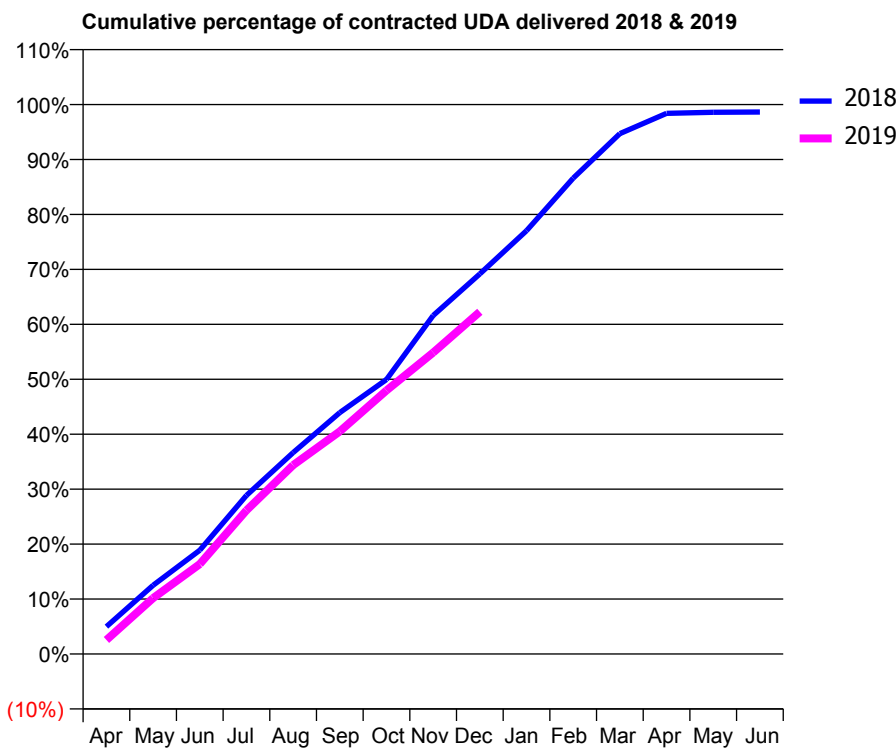
18/19 Contracted general activity (UDA)	39,000
Carry forward general activity (UDA)	530
18/19 Contracted orthodontic activity (UOA)	0
Carry forward orthodontic activity (UOA)	0
Baseline contract value	£1,647,612.55

ACCESS*

Patients seen in 24 months	Total	Change since previous quarter
Quarter ending December 2017	13,704	
Quarter ending March 2018	13,765	→
Quarter ending June 2018	13,697	→
Quarter ending September 2018	13,590	→
Quarter ending December 2018	13,512	→
Variance since December 2017	(1.4%)	↓



ACTIVITY



Month	Adjusted Scheduled Activity (UDA)	
	2018	2019
April	1,945	998
May	4,877	3,973
June	7,368	6,386
July	11,256	10,195
August	14,300	13,410
September	17,133	15,803
October	19,481	18,702
November	24,026	21,392
December	26,975	24,286
January	30,041	
February	33,770	
March	36,937	
April	38,373	
May	38,447	
June	38,470	

QUALITY

	Quantity	Base Number	Contract	AT	Region	England
% of FP17s for the same patient ID Re-attending within 3 months - Children	264	3,763	7.0%	12.0%	12.3%	11.8%
% of FP17s for the same patient ID Re-attending within 3 months - Adults	1,734	9,959	17.4%	15.2%	15.8%	15.6%
% of FP17s for the same patient ID Re-attending between 3 & 9 months - Children	2,194	3,763	58.3%	58.4%	60.1%	58.8%
% of FP17s for the same patient ID Re-attending between 3 & 9 months - Adults	5,248	9,959	52.7%	51.4%	53.3%	51.0%
% of FP17s for Band 1 Urgent Courses	1,683	13,115	12.8%	10.7%	9.0%	9.0%
% of FP17s Relating to Free Repair or Replacements	181	13,115	1.4%	0.9%	1.0%	0.8%
% of FP17s Relating to Continuations	54	13,115	0.4%	0.9%	1.0%	0.9%
% of Patients satisfied with the dentistry they have received	6	7	N/A	94.5%	93.8%	93.2%
% of Patients satisfied with the time they had to wait for an appointment	5	7	N/A	86.4%	89.4%	88.3%

* This is based on patients treated on this contract for their most recent course of treatment. Figures in italics indicate the base number of FP17s or Patient Questionnaire responses are less than 100. N/A is shown where the base number of responses is less than 10 during the period. % is calculated as Quantity/Base number*100

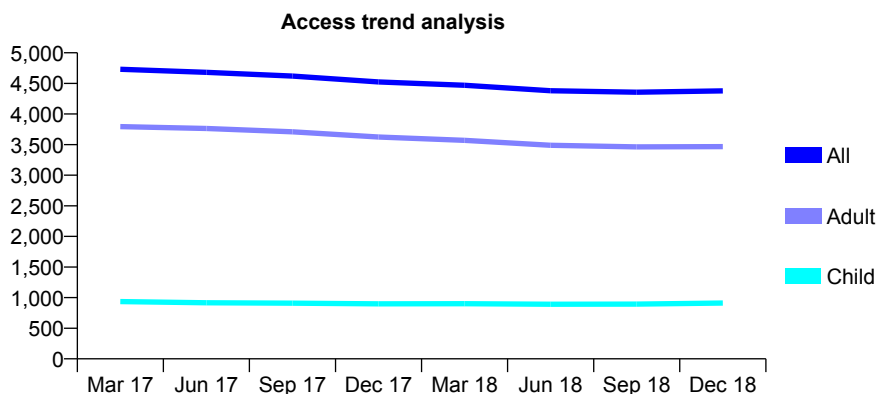
Q47 - Vital Signs At a Glance Contract Report for 113107/0001 - December 2018

Name or company name	Moor Park Dental Surgery
Contract type name	GDS Contract
Purpose of contract	General
Contract start date	01/04/2013
Contract end date	

18/19 Contracted general activity (UDA)	15,830
Carry forward general activity (UDA)	0
18/19 Contracted orthodontic activity (UOA)	0
Carry forward orthodontic activity (UOA)	0
Baseline contract value	£365,249.54

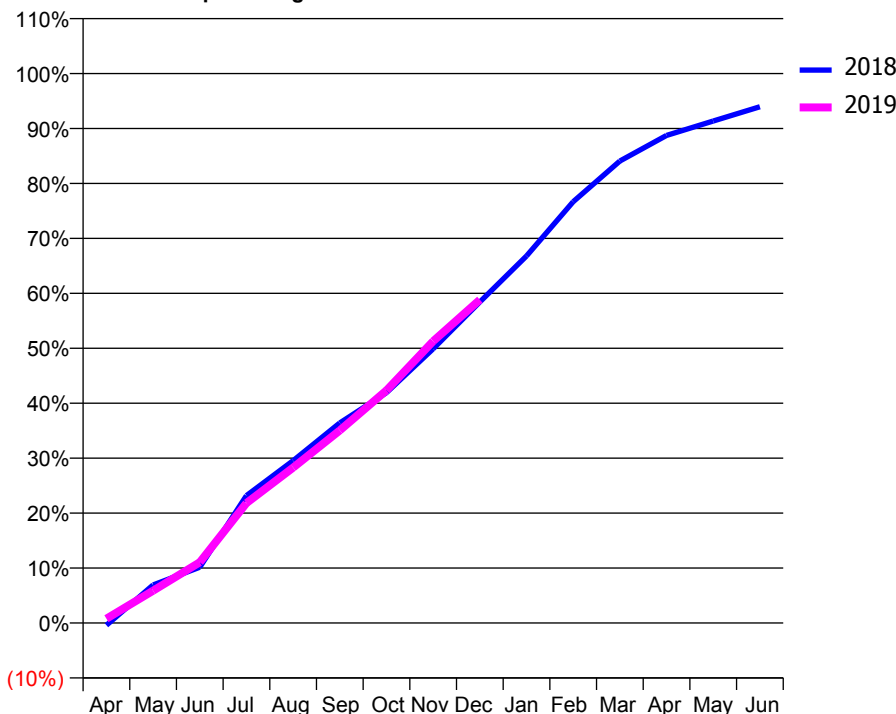
ACCESS*

Patients seen in 24 months	Total	Change since previous quarter
Quarter ending December 2017	4,524	
Quarter ending March 2018	4,469	↓
Quarter ending June 2018	4,381	↓
Quarter ending September 2018	4,357	→
Quarter ending December 2018	4,379	→
Variance since December 2017	(3.2%)	↓



ACTIVITY

Cumulative percentage of contracted UDA delivered 2018 & 2019



Adjusted Scheduled Activity (UDA)

Month	2018	2019
April	-66	126
May	1,096	932
June	1,609	1,748
July	3,670	3,457
August	4,679	4,476
September	5,763	5,551
October	6,635	6,702
November	7,900	8,119
December	9,247	9,315
January	10,573	
February	12,136	
March	13,310	
April	14,046	
May	14,463	
June	14,873	

QUALITY

	Quantity	Base Number	Contract	AT	Region	England
% of FP17s for the same patient ID Re-attending within 3 months - Children	202	1,167	17.3%	12.0%	12.3%	11.8%
% of FP17s for the same patient ID Re-attending within 3 months - Adults	558	3,588	15.6%	15.2%	15.8%	15.6%
% of FP17s for the same patient ID Re-attending between 3 & 9 months - Children	633	1,167	54.2%	58.4%	60.1%	58.8%
% of FP17s for the same patient ID Re-attending between 3 & 9 months - Adults	1,927	3,588	53.7%	51.4%	53.3%	51.0%
% of FP17s for Band 1 Urgent Courses	447	4,247	10.5%	10.7%	9.0%	9.0%
% of FP17s Relating to Free Repair or Replacements	112	4,247	2.6%	0.9%	1.0%	0.8%
% of FP17s Relating to Continuations	0	4,247	0.0%	0.9%	1.0%	0.9%
% of Patients satisfied with the dentistry they have received	2	2	N/A	94.5%	93.8%	93.2%
% of Patients satisfied with the time they had to wait for an appointment	2	2	N/A	86.4%	89.4%	88.3%

* This is based on patients treated on this contract for their most recent course of treatment. Figures in italics indicate the base number of FP17s or Patient Questionnaire responses are less than 100. N/A is shown where the base number of responses is less than 10 during the period. % is calculated as Quantity/Base number*100

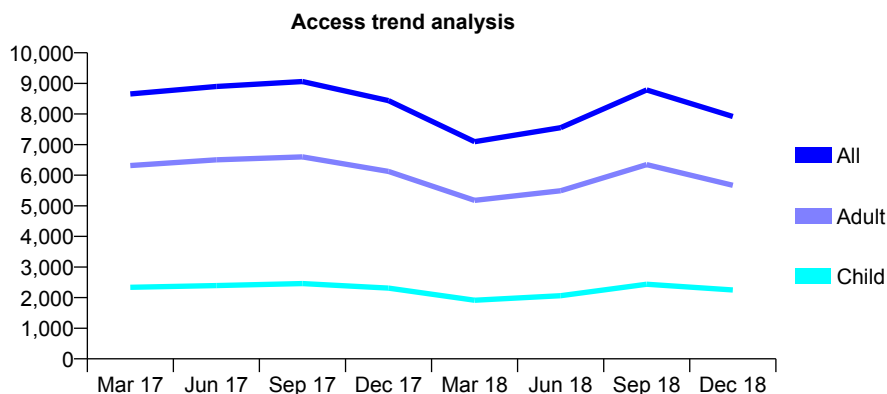
Q47 - Vital Signs At a Glance Contract Report for 117382/0001 - December 2018

Name or company name	Drakes Dental Care
Contract type name	GDS Contract
Purpose of contract	General
Contract start date	01/08/2015
Contract end date	

18/19 Contracted general activity (UDA)	28,636
Carry forward general activity (UDA)	0
18/19 Contracted orthodontic activity (UOA)	0
Carry forward orthodontic activity (UOA)	0
Baseline contract value	£673,536.78

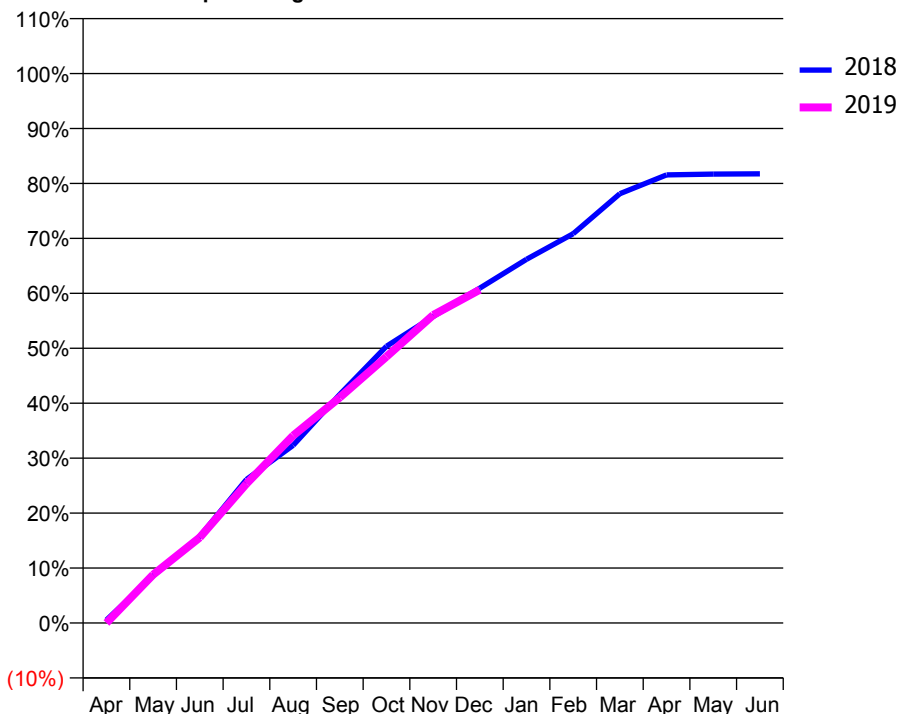
ACCESS*

Patients seen in 24 months	Total	Change since previous quarter
Quarter ending December 2017	8,436	
Quarter ending March 2018	7,096	↓
Quarter ending June 2018	7,554	↑
Quarter ending September 2018	8,785	↑
Quarter ending December 2018	7,921	↓
Variance since December 2017	(6.1%)	↓



ACTIVITY

Cumulative percentage of contracted UDA delivered 2018 & 2019



Month	Adjusted Scheduled Activity (UDA)	
	2018	2019
April	157	0
May	2,461	2,517
June	4,515	4,456
July	7,481	7,255
August	9,262	9,766
September	11,917	11,753
October	14,420	13,879
November	15,976	16,047
December	17,456	17,372
January	18,951	
February	20,290	
March	22,375	
April	23,355	
May	23,395	
June	23,411	

QUALITY

	Quantity	Base Number	Contract	AT	Region	England
% of FP17s for the same patient ID Re-attending within 3 months - Children	195	2,492	7.8%	12.0%	12.3%	11.8%
% of FP17s for the same patient ID Re-attending within 3 months - Adults	750	6,328	11.9%	15.2%	15.8%	15.6%
% of FP17s for the same patient ID Re-attending between 3 & 9 months - Children	1,100	2,492	44.1%	58.4%	60.1%	58.8%
% of FP17s for the same patient ID Re-attending between 3 & 9 months - Adults	2,911	6,328	46.0%	51.4%	53.3%	51.0%
% of FP17s for Band 1 Urgent Courses	482	8,451	5.7%	10.7%	9.0%	9.0%
% of FP17s Relating to Free Repair or Replacements	143	8,451	1.7%	0.9%	1.0%	0.8%
% of FP17s Relating to Continuations	38	8,451	0.4%	0.9%	1.0%	0.9%
% of Patients satisfied with the dentistry they have received	0	0	N/A	94.5%	93.8%	93.2%
% of Patients satisfied with the time they had to wait for an appointment	0	0	N/A	86.4%	89.4%	88.3%

* This is based on patients treated on this contract for their most recent course of treatment. Figures in italics indicate the base number of FP17s or Patient Questionnaire responses are less than 100. N/A is shown where the base number of responses is less than 10 during the period. % is calculated as Quantity/Base number*100

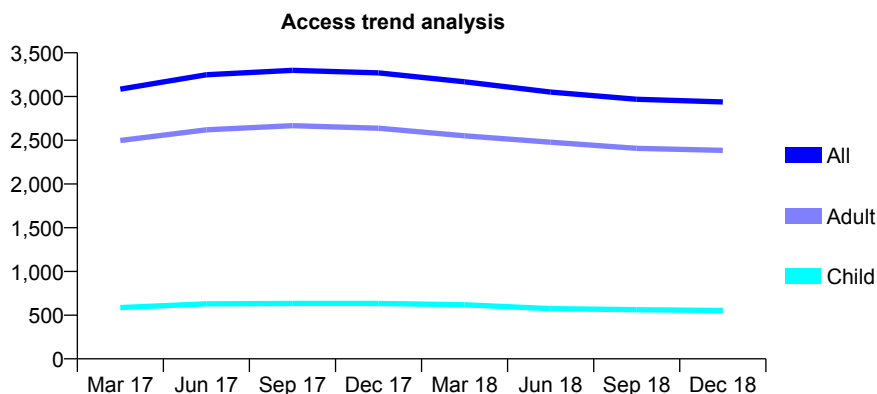
Q47 - Vital Signs At a Glance Contract Report for 117730/0001 - December 2018

Name or company name	Synergy Dental Clinic Ormskirk Ltd
Contract type name	GDS Contract
Purpose of contract	General
Contract start date	01/08/2015
Contract end date	

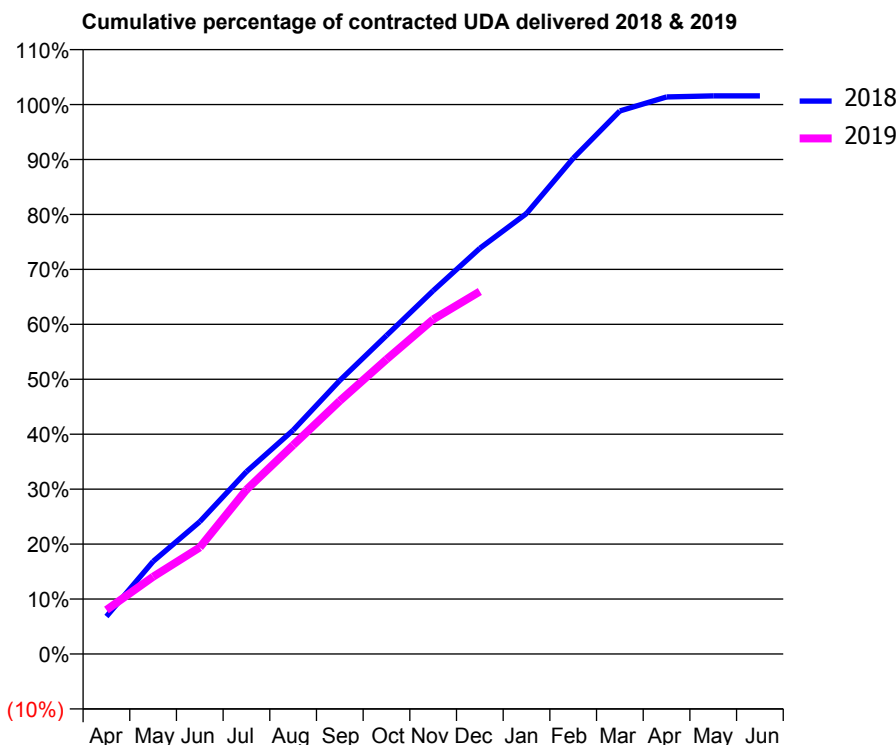
18/19 Contracted general activity (UDA)	10,500
Carry forward general activity (UDA)	-166
18/19 Contracted orthodontic activity (UOA)	0
Carry forward orthodontic activity (UOA)	0
Baseline contract value	£304,456.57

ACCESS*

Patients seen in 24 months	Total	Change since previous quarter
Quarter ending December 2017	3,270	
Quarter ending March 2018	3,169	↓
Quarter ending June 2018	3,051	↓
Quarter ending September 2018	2,969	↓
Quarter ending December 2018	2,938	↓
Variance since December 2017	(10.2%)	↓



ACTIVITY



Month	Adjusted Scheduled Activity (UDA)	
	2018	2019
April	718	842
May	1,770	1,477
June	2,528	2,038
July	3,485	3,141
August	4,276	3,991
September	5,228	4,837
October	6,087	5,629
November	6,943	6,395
December	7,753	6,926
January	8,417	
February	9,473	
March	10,378	
April	10,645	
May	10,665	
June	10,666	

QUALITY

	Quantity	Base Number	Contract	AT	Region	England
% of FP17s for the same patient ID Re-attending within 3 months - Children	41	629	6.5%	12.0%	12.3%	11.8%
% of FP17s for the same patient ID Re-attending within 3 months - Adults	358	2,662	13.4%	15.2%	15.8%	15.6%
% of FP17s for the same patient ID Re-attending between 3 & 9 months - Children	399	629	63.4%	58.4%	60.1%	58.8%
% of FP17s for the same patient ID Re-attending between 3 & 9 months - Adults	1,752	2,662	65.8%	51.4%	53.3%	51.0%
% of FP17s for Band 1 Urgent Courses	149	3,159	4.7%	10.7%	9.0%	9.0%
% of FP17s Relating to Free Repair or Replacements	22	3,159	0.7%	0.9%	1.0%	0.8%
% of FP17s Relating to Continuations	26	3,159	0.8%	0.9%	1.0%	0.9%
% of Patients satisfied with the dentistry they have received	3	3	N/A	94.5%	93.8%	93.2%
% of Patients satisfied with the time they had to wait for an appointment	3	3	N/A	86.4%	89.4%	88.3%

* This is based on patients treated on this contract for their most recent course of treatment. Figures in italics indicate the base number of FP17s or Patient Questionnaire responses are less than 100. N/A is shown where the base number of responses is less than 10 during the period. % is calculated as Quantity/Base number*100

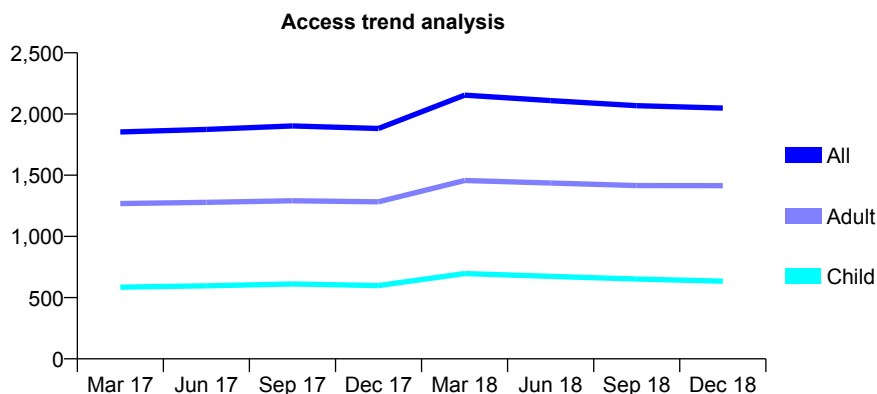
Q47 - Vital Signs At a Glance Contract Report for 118060/0021 - December 2018

Name or company name	Genix Healthcare Ltd
Contract type name	PDS Contract
Purpose of contract	General
Contract start date	20/09/2010
Contract end date	19/09/2020

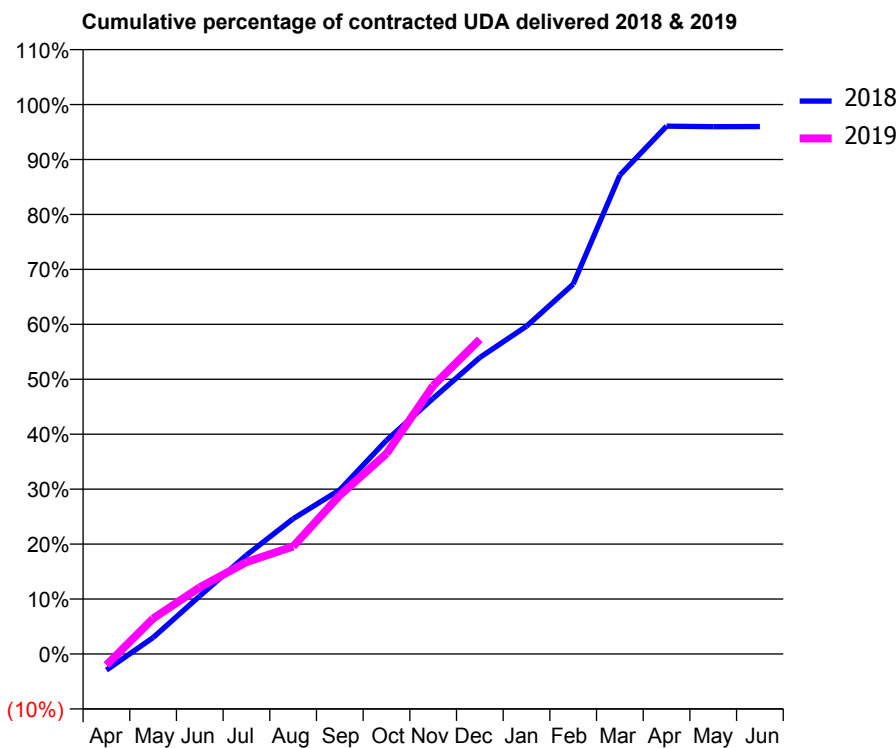
18/19 Contracted general activity (UDA)	5,940
Carry forward general activity (UDA)	238
18/19 Contracted orthodontic activity (UOA)	0
Carry forward orthodontic activity (UOA)	0
Baseline contract value	£316,778.38

ACCESS*

Patients seen in 24 months	Total	Change since previous quarter
Quarter ending December 2017	1,882	
Quarter ending March 2018	2,154	↑
Quarter ending June 2018	2,110	↓
Quarter ending September 2018	2,068	↓
Quarter ending December 2018	2,049	→
Variance since December 2017	8.9%	↑



ACTIVITY



Month	Adjusted Scheduled Activity (UDA)	
	2018	2019
April	-175	-121
May	178	384
June	628	721
July	1,069	994
August	1,462	1,162
September	1,776	1,716
October	2,310	2,166
November	2,763	2,902
December	3,204	3,400
January	3,543	
February	3,998	
March	5,177	
April	5,707	
May	5,701	
June	5,702	

QUALITY

	Quantity	Base Number	Contract	AT	Region	England
% of FP17s for the same patient ID Re-attending within 3 months - Children	88	666	13.2%	12.0%	12.3%	11.8%
% of FP17s for the same patient ID Re-attending within 3 months - Adults	225	1,459	15.4%	15.2%	15.8%	15.6%
% of FP17s for the same patient ID Re-attending between 3 & 9 months - Children	367	666	55.1%	58.4%	60.1%	58.8%
% of FP17s for the same patient ID Re-attending between 3 & 9 months - Adults	756	1,459	51.8%	51.4%	53.3%	51.0%
% of FP17s for Band 1 Urgent Courses	95	1,867	5.1%	10.7%	9.0%	9.0%
% of FP17s Relating to Free Repair or Replacements	12	1,867	0.6%	0.9%	1.0%	0.8%
% of FP17s Relating to Continuations	16	1,867	0.9%	0.9%	1.0%	0.9%
% of Patients satisfied with the dentistry they have received	3	3	N/A	94.5%	93.8%	93.2%
% of Patients satisfied with the time they had to wait for an appointment	3	3	N/A	86.4%	89.4%	88.3%

* This is based on patients treated on this contract for their most recent course of treatment. Figures in italics indicate the base number of FP17s or Patient Questionnaire responses are less than 100. N/A is shown where the base number of responses is less than 10 during the period. % is calculated as Quantity/Base number*100

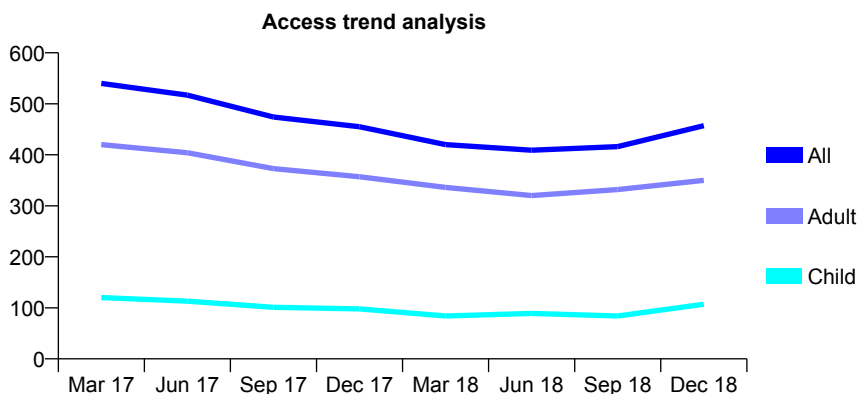
Q47 - Vital Signs At a Glance Contract Report for 118060/0022 - December 2018

Name or company name	Genix Healthcare Ltd
Contract type name	PDS Contract
Purpose of contract	General
Contract start date	20/09/2010
Contract end date	

18/19 Contracted general activity (UDA)	4,100
Carry forward general activity (UDA)	0
18/19 Contracted orthodontic activity (UOA)	0
Carry forward orthodontic activity (UOA)	0
Baseline contract value	£219,604.20

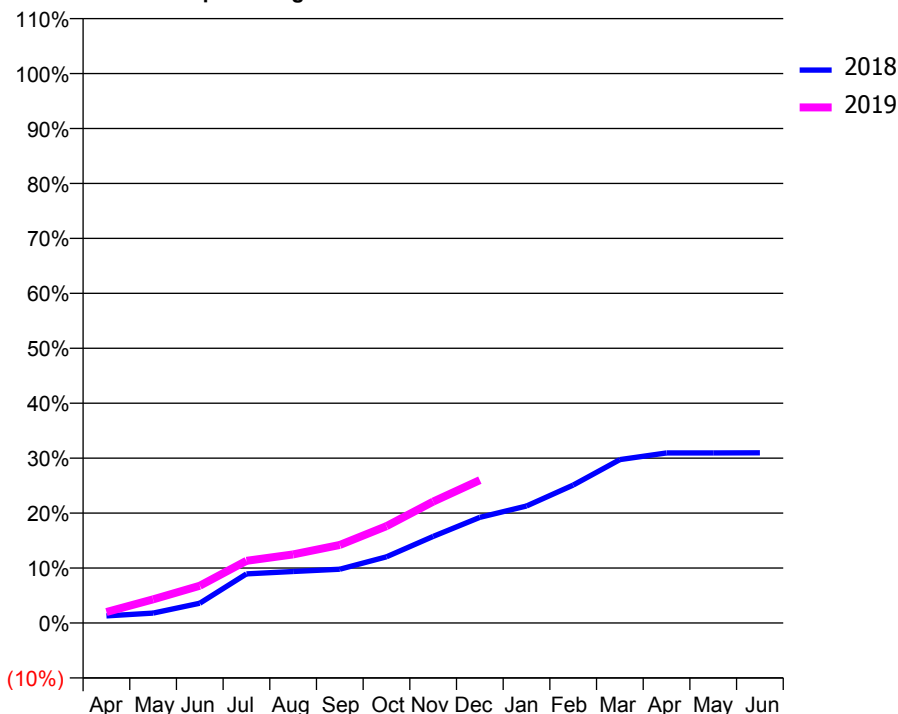
ACCESS*

Patients seen in 24 months	Total	Change since previous quarter
Quarter ending December 2017	455	
Quarter ending March 2018	420	↓
Quarter ending June 2018	409	↓
Quarter ending September 2018	416	→
Quarter ending December 2018	457	↑
Variance since December 2017	0.4%	→



ACTIVITY

Cumulative percentage of contracted UDA delivered 2018 & 2019



Month	Adjusted Scheduled Activity (UDA)	
	2018	2019
April	53	82
May	74	176
June	148	278
July	366	464
August	384	512
September	402	582
October	494	723
November	647	906
December	789	1,066
January	873	
February	1,029	
March	1,220	
April	1,269	
May	1,269	
June	1,270	

QUALITY

	Quantity	Base Number	Contract	AT	Region	England
% of FP17s for the same patient ID Re-attending within 3 months - Children	6	103	5.8%	12.0%	12.3%	11.8%
% of FP17s for the same patient ID Re-attending within 3 months - Adults	51	334	15.3%	15.2%	15.8%	15.6%
% of FP17s for the same patient ID Re-attending between 3 & 9 months - Children	29	103	28.2%	58.4%	60.1%	58.8%
% of FP17s for the same patient ID Re-attending between 3 & 9 months - Adults	67	334	20.1%	51.4%	53.3%	51.0%
% of FP17s for Band 1 Urgent Courses	35	419	8.4%	10.7%	9.0%	9.0%
% of FP17s Relating to Free Repair or Replacements	3	419	0.7%	0.9%	1.0%	0.8%
% of FP17s Relating to Continuations	9	419	2.1%	0.9%	1.0%	0.9%
% of Patients satisfied with the dentistry they have received	0	0	N/A	94.5%	93.8%	93.2%
% of Patients satisfied with the time they had to wait for an appointment	0	0	N/A	86.4%	89.4%	88.3%

* This is based on patients treated on this contract for their most recent course of treatment. Figures in italics indicate the base number of FP17s or Patient Questionnaire responses are less than 100. N/A is shown where the base number of responses is less than 10 during the period. % is calculated as Quantity/Base number*100

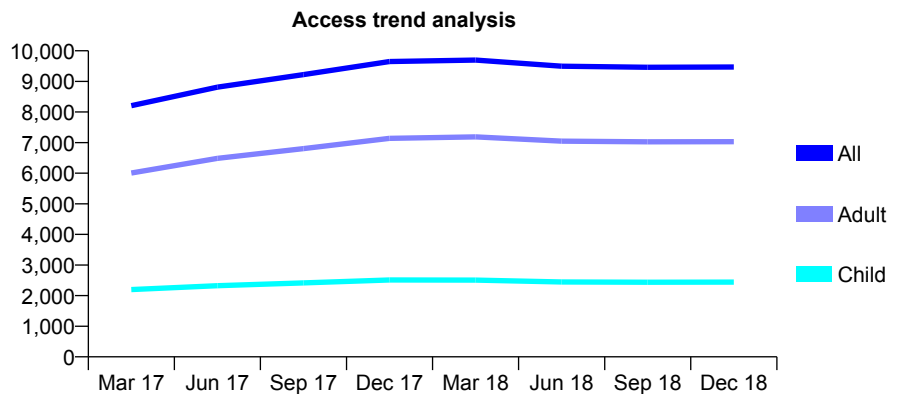
Q47 - Vital Signs At a Glance Contract Report for 121282/0001 - December 2018

Name or company name	Sandy Lane Dental Practice
Contract type name	GDS Contract
Purpose of contract	General and Orthodontic
Contract start date	19/01/2016
Contract end date	

18/19 Contracted general activity (UDA)	26,185
Carry forward general activity (UDA)	-43
18/19 Contracted orthodontic activity (UOA)	0
Carry forward orthodontic activity (UOA)	0
Baseline contract value	£777,428.37

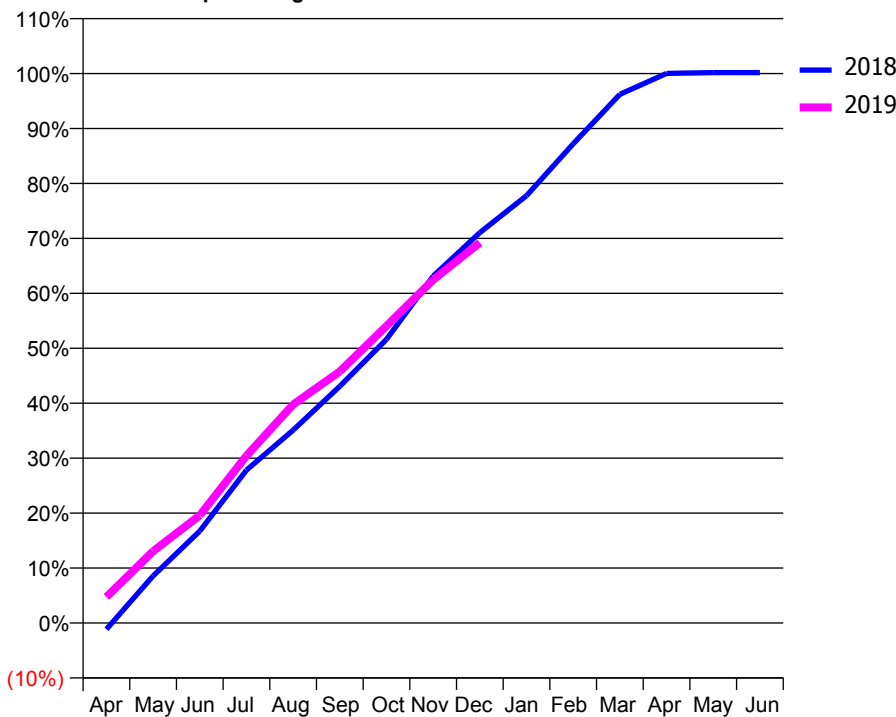
ACCESS*

Patients seen in 24 months	Total	Change since previous quarter
Quarter ending December 2017	9,651	
Quarter ending March 2018	9,695	→
Quarter ending June 2018	9,497	↓
Quarter ending September 2018	9,464	→
Quarter ending December 2018	9,471	→
Variance since December 2017	(1.9%)	↓



ACTIVITY

Cumulative percentage of contracted UDA delivered 2018 & 2019



Month	Adjusted Scheduled Activity (UDA)	
	2018	2019
April	-291	1,240
May	2,184	3,420
June	4,262	5,132
July	7,085	7,972
August	8,936	10,409
September	10,967	11,986
October	13,145	14,157
November	16,073	16,352
December	18,090	18,127
January	19,796	
February	22,204	
March	24,494	
April	25,464	
May	25,502	
June	25,503	

QUALITY

	Quantity	Base Number	Contract	AT	Region	England
% of FP17s for the same patient ID Re-attending within 3 months - Children	480	3,047	15.8%	12.0%	12.3%	11.8%
% of FP17s for the same patient ID Re-attending within 3 months - Adults	1,403	7,764	18.1%	15.2%	15.8%	15.6%
% of FP17s for the same patient ID Re-attending between 3 & 9 months - Children	1,997	3,047	65.5%	58.4%	60.1%	58.8%
% of FP17s for the same patient ID Re-attending between 3 & 9 months - Adults	4,673	7,764	60.2%	51.4%	53.3%	51.0%
% of FP17s for Band 1 Urgent Courses	534	10,134	5.3%	10.7%	9.0%	9.0%
% of FP17s Relating to Free Repair or Replacements	85	10,134	0.8%	0.9%	1.0%	0.8%
% of FP17s Relating to Continuations	95	10,134	0.9%	0.9%	1.0%	0.9%
% of Patients satisfied with the dentistry they have received	8	8	N/A	94.5%	93.8%	93.2%
% of Patients satisfied with the time they had to wait for an appointment	8	8	N/A	86.4%	89.4%	88.3%

* This is based on patients treated on this contract for their most recent course of treatment. Figures in italics indicate the base number of FP17s or Patient Questionnaire responses are less than 100. N/A is shown where the base number of responses is less than 10 during the period. % is calculated as Quantity/Base number*100

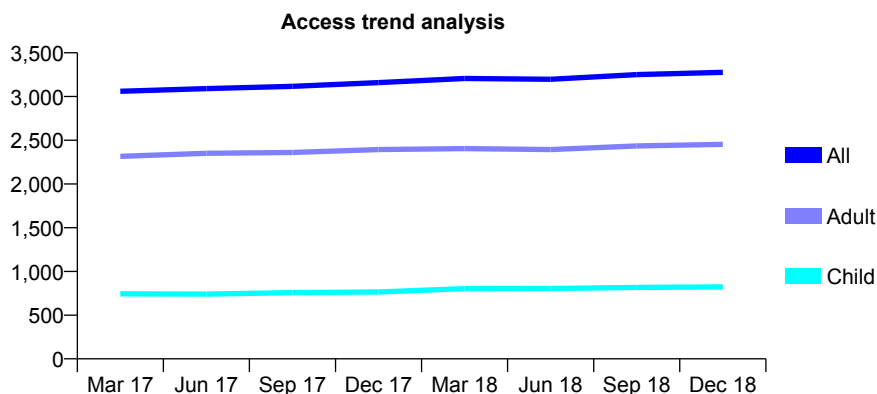
Q47 - Vital Signs At a Glance Contract Report for 122181/0001 - December 2018

Name or company name	Sedbergh Dental Practice
Contract type name	GDS Contract
Purpose of contract	General
Contract start date	01/04/2010
Contract end date	

18/19 Contracted general activity (UDA)	8,754
Carry forward general activity (UDA)	-99
18/19 Contracted orthodontic activity (UOA)	0
Carry forward orthodontic activity (UOA)	0
Baseline contract value	£225,231.47

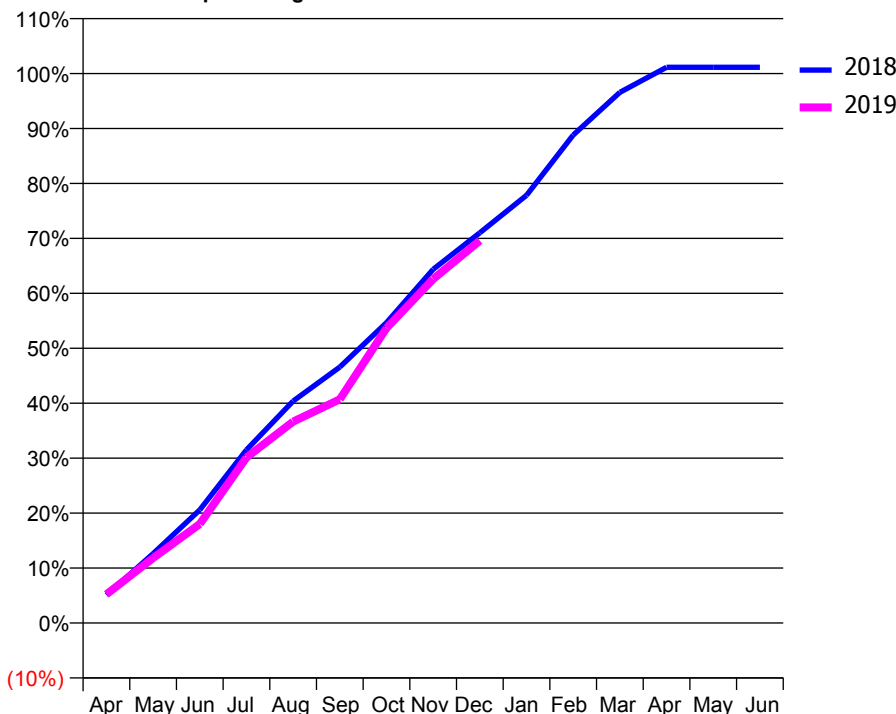
ACCESS*

Patients seen in 24 months	Total	Change since previous quarter
Quarter ending December 2017	3,159	
Quarter ending March 2018	3,207	→
Quarter ending June 2018	3,197	→
Quarter ending September 2018	3,251	→
Quarter ending December 2018	3,276	→
Variance since December 2017	3.7%	↑



ACTIVITY

Cumulative percentage of contracted UDA delivered 2018 & 2019



Month	Adjusted Scheduled Activity (UDA)	
	2018	2019
April	446	458
May	1,106	1,035
June	1,803	1,576
July	2,759	2,637
August	3,536	3,209
September	4,078	3,564
October	4,785	4,699
November	5,635	5,480
December	6,216	6,091
January	6,814	
February	7,773	
March	8,454	
April	8,853	
May	8,853	
June	8,853	

QUALITY

	Quantity	Base Number	Contract	AT	Region	England
% of FP17s for the same patient ID Re-attending within 3 months - Children	116	1,167	9.9%	12.0%	12.3%	11.8%
% of FP17s for the same patient ID Re-attending within 3 months - Adults	454	3,262	13.9%	15.2%	15.8%	15.6%
% of FP17s for the same patient ID Re-attending between 3 & 9 months - Children	857	1,167	73.4%	58.4%	60.1%	58.8%
% of FP17s for the same patient ID Re-attending between 3 & 9 months - Adults	2,321	3,262	71.2%	51.4%	53.3%	51.0%
% of FP17s for Band 1 Urgent Courses	244	3,528	6.9%	10.7%	9.0%	9.0%
% of FP17s Relating to Free Repair or Replacements	28	3,528	0.8%	0.9%	1.0%	0.8%
% of FP17s Relating to Continuations	78	3,528	2.2%	0.9%	1.0%	0.9%
% of Patients satisfied with the dentistry they have received	3	3	N/A	94.5%	93.8%	93.2%
% of Patients satisfied with the time they had to wait for an appointment	3	3	N/A	86.4%	89.4%	88.3%

* This is based on patients treated on this contract for their most recent course of treatment. Figures in italics indicate the base number of FP17s or Patient Questionnaire responses are less than 100. N/A is shown where the base number of responses is less than 10 during the period. % is calculated as Quantity/Base number*100

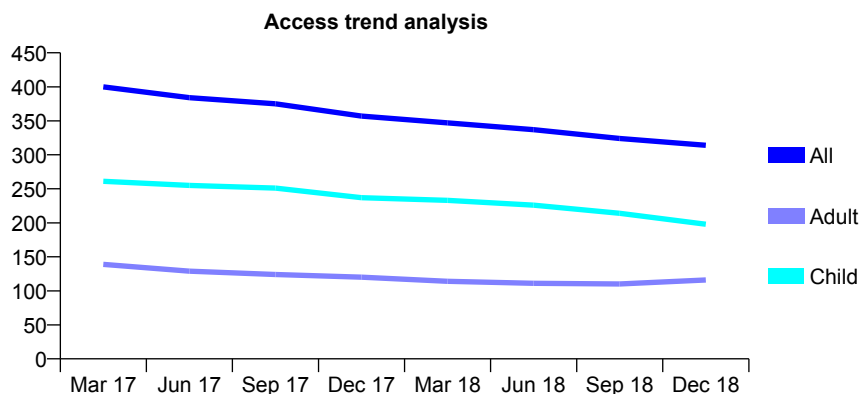
Q47 - Vital Signs At a Glance Contract Report for 123188/0001 - December 2018

Name or company name	Cramond House Dental Practice
Contract type name	GDS Contract
Purpose of contract	General and Orthodontic
Contract start date	01/04/2011
Contract end date	

18/19 Contracted general activity (UDA)	1,520
Carry forward general activity (UDA)	0
18/19 Contracted orthodontic activity (UOA)	340
Carry forward orthodontic activity (UOA)	0
Baseline contract value	£57,975.24

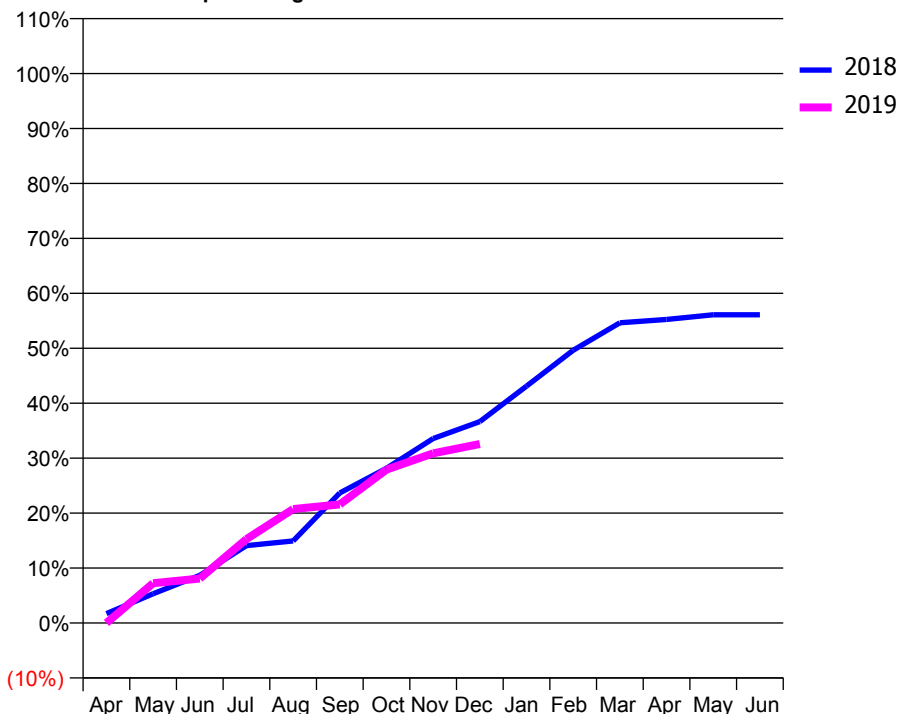
ACCESS*

Patients seen in 24 months	Total	Change since previous quarter
Quarter ending December 2017	357	
Quarter ending March 2018	347	↓
Quarter ending June 2018	337	↓
Quarter ending September 2018	324	↓
Quarter ending December 2018	314	↓
Variance since December 2017	(12.0%)	↓



ACTIVITY

Cumulative percentage of contracted UDA delivered 2018 & 2019



Month	Adjusted Scheduled Activity (UDA)	
	2018	2019
April	26	0
May	81	110
June	132	123
July	214	232
August	227	315
September	360	328
October	428	424
November	510	469
December	557	495
January	655	
February	754	
March	831	
April	840	
May	853	
June	853	

QUALITY

	Quantity	Base Number	Contract	AT	Region	England
% of FP17s for the same patient ID Re-attending within 3 months - Children	35	277	12.6%	12.0%	12.3%	11.8%
% of FP17s for the same patient ID Re-attending within 3 months - Adults	8	55	14.5%	15.2%	15.8%	15.6%
% of FP17s for the same patient ID Re-attending between 3 & 9 months - Children	198	277	71.5%	58.4%	60.1%	58.8%
% of FP17s for the same patient ID Re-attending between 3 & 9 months - Adults	38	55	69.1%	51.4%	53.3%	51.0%
% of FP17s for Band 1 Urgent Courses	1	291	0.3%	10.7%	9.0%	9.0%
% of FP17s Relating to Free Repair or Replacements	0	291	0.0%	0.9%	1.0%	0.8%
% of FP17s Relating to Continuations	0	291	0.0%	0.9%	1.0%	0.9%
% of Patients satisfied with the dentistry they have received	0	0	N/A	94.5%	93.8%	93.2%
% of Patients satisfied with the time they had to wait for an appointment	0	0	N/A	86.4%	89.4%	88.3%

* This is based on patients treated on this contract for their most recent course of treatment. Figures in italics indicate the base number of FP17s or Patient Questionnaire responses are less than 100. N/A is shown where the base number of responses is less than 10 during the period. % is calculated as Quantity/Base number*100

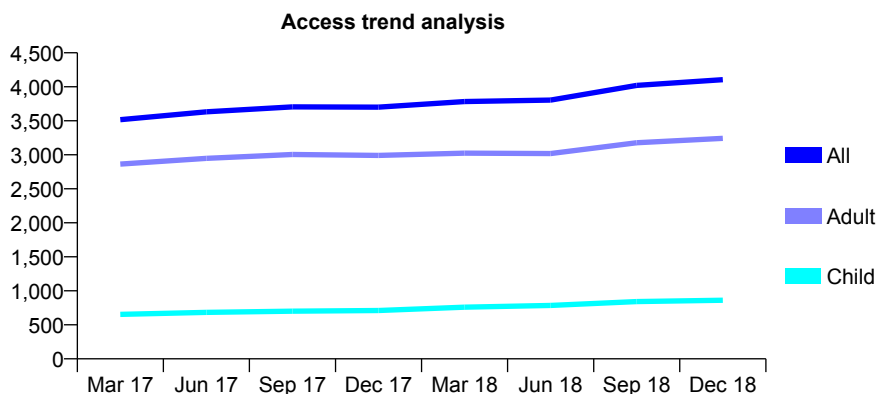
Q47 - Vital Signs At a Glance Contract Report for 123234/0001 - December 2018

Name or company name	Mr N. Gokul
Contract type name	GDS Contract
Purpose of contract	General
Contract start date	05/01/2009
Contract end date	

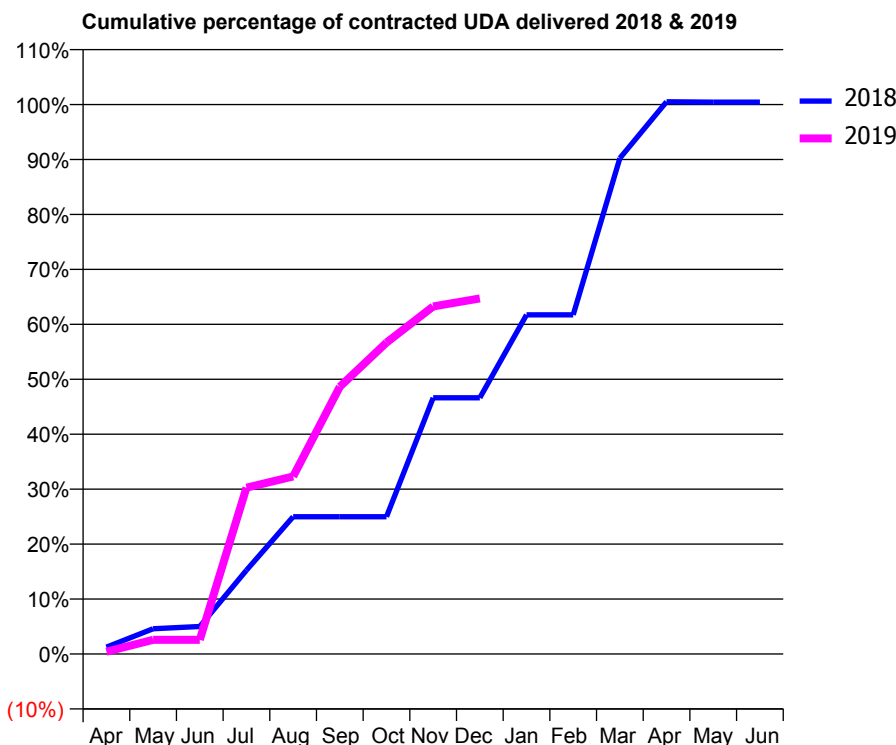
18/19 Contracted general activity (UDA)	13,136
Carry forward general activity (UDA)	-55
18/19 Contracted orthodontic activity (UOA)	0
Carry forward orthodontic activity (UOA)	0
Baseline contract value	£302,059.73

ACCESS*

Patients seen in 24 months	Total	Change since previous quarter
Quarter ending December 2017	3,701	
Quarter ending March 2018	3,783	↑
Quarter ending June 2018	3,805	→
Quarter ending September 2018	4,020	↑
Quarter ending December 2018	4,104	↑
Variance since December 2017	10.9%	↑



ACTIVITY



Month	Adjusted Scheduled Activity (UDA)	
	2018	2019
April	163	56
May	604	341
June	658	341
July	2,004	3,976
August	3,283	4,245
September	3,283	6,391
October	3,283	7,445
November	6,126	8,309
December	6,126	8,501
January	8,107	
February	8,107	
March	11,854	
April	13,201	
May	13,191	
June	13,191	

QUALITY

	Quantity	Base Number	Contract	AT	Region	England
% of FP17s for the same patient ID Re-attending within 3 months - Children	77	796	9.7%	12.0%	12.3%	11.8%
% of FP17s for the same patient ID Re-attending within 3 months - Adults	630	3,326	18.9%	15.2%	15.8%	15.6%
% of FP17s for the same patient ID Re-attending between 3 & 9 months - Children	419	796	52.6%	58.4%	60.1%	58.8%
% of FP17s for the same patient ID Re-attending between 3 & 9 months - Adults	1,872	3,326	56.3%	51.4%	53.3%	51.0%
% of FP17s for Band 1 Urgent Courses	142	3,496	4.1%	10.7%	9.0%	9.0%
% of FP17s Relating to Free Repair or Replacements	36	3,496	1.0%	0.9%	1.0%	0.8%
% of FP17s Relating to Continuations	96	3,496	2.7%	0.9%	1.0%	0.9%
% of Patients satisfied with the dentistry they have received	6	6	N/A	94.5%	93.8%	93.2%
% of Patients satisfied with the time they had to wait for an appointment	6	6	N/A	86.4%	89.4%	88.3%

* This is based on patients treated on this contract for their most recent course of treatment. Figures in italics indicate the base number of FP17s or Patient Questionnaire responses are less than 100. N/A is shown where the base number of responses is less than 10 during the period. % is calculated as Quantity/Base number*100

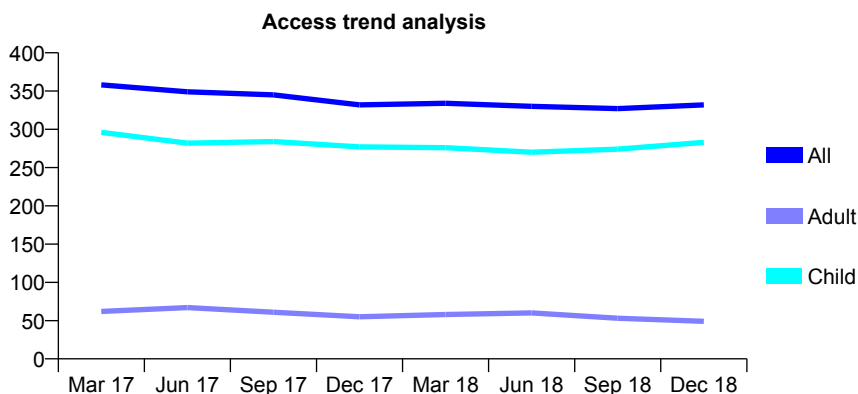
Q47 - Vital Signs At a Glance Contract Report for 123730/0001 - December 2018

Name or company name	J B Jefferies The Dental Surgery Ltd
Contract type name	GDS Contract
Purpose of contract	General
Contract start date	01/04/2010
Contract end date	

18/19 Contracted general activity (UDA)	815
Carry forward general activity (UDA)	-16
18/19 Contracted orthodontic activity (UOA)	0
Carry forward orthodontic activity (UOA)	0
Baseline contract value	£19,817.26

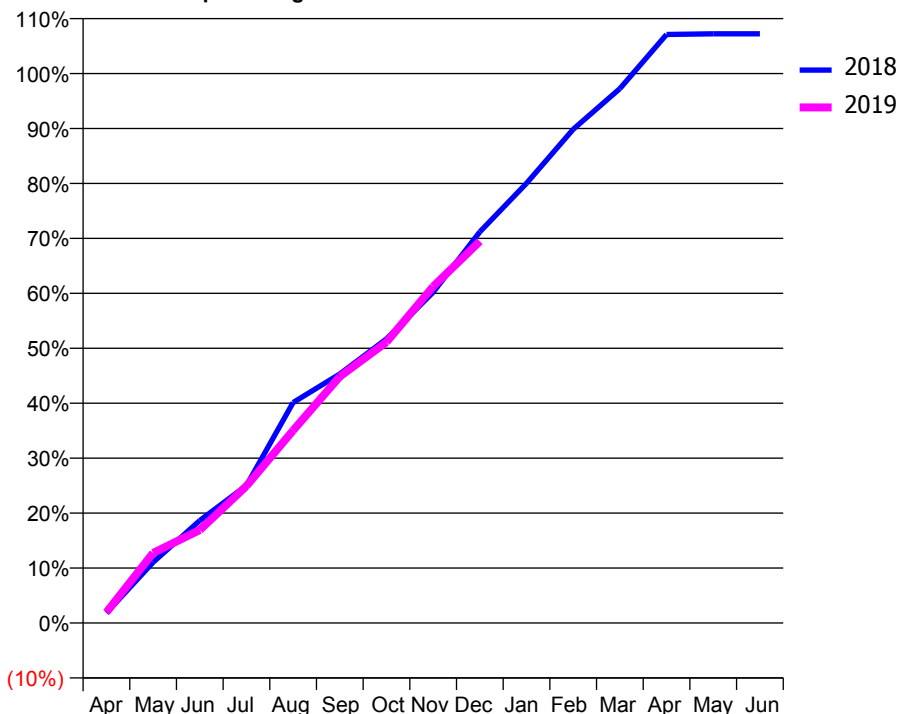
ACCESS*

Patients seen in 24 months	Total	Change since previous quarter
Quarter ending December 2017	332	
Quarter ending March 2018	334	→
Quarter ending June 2018	330	↓
Quarter ending September 2018	327	→
Quarter ending December 2018	332	→
Variance since December 2017	0.0%	→



ACTIVITY

Cumulative percentage of contracted UDA delivered 2018 & 2019



Month	Adjusted Scheduled Activity (UDA)	
	2018	2019
April	15	16
May	90	104
June	152	138
July	204	203
August	327	286
September	369	366
October	421	417
November	491	499
December	580	566
January	652	
February	732	
March	793	
April	873	
May	874	
June	874	

QUALITY

	Quantity	Base Number	Contract	AT	Region	England
% of FP17s for the same patient ID Re-attending within 3 months - Children	41	357	11.5%	12.0%	12.3%	11.8%
% of FP17s for the same patient ID Re-attending within 3 months - Adults	0	7	0.0%	15.2%	15.8%	15.6%
% of FP17s for the same patient ID Re-attending between 3 & 9 months - Children	215	357	60.2%	58.4%	60.1%	58.8%
% of FP17s for the same patient ID Re-attending between 3 & 9 months - Adults	2	7	28.6%	51.4%	53.3%	51.0%
% of FP17s for Band 1 Urgent Courses	6	320	1.9%	10.7%	9.0%	9.0%
% of FP17s Relating to Free Repair or Replacements	0	320	0.0%	0.9%	1.0%	0.8%
% of FP17s Relating to Continuations	1	320	0.3%	0.9%	1.0%	0.9%
% of Patients satisfied with the dentistry they have received	0	0	N/A	94.5%	93.8%	93.2%
% of Patients satisfied with the time they had to wait for an appointment	0	0	N/A	86.4%	89.4%	88.3%

* This is based on patients treated on this contract for their most recent course of treatment. Figures in italics indicate the base number of FP17s or Patient Questionnaire responses are less than 100. N/A is shown where the base number of responses is less than 10 during the period. % is calculated as Quantity/Base number*100

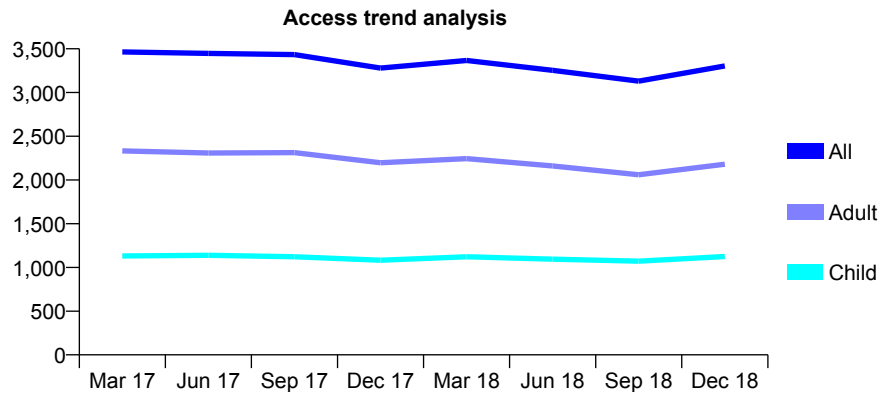
Q47 - Vital Signs At a Glance Contract Report for 123935/0001 - December 2018

Name or company name	The Smile Clinic Ltd
Contract type name	GDS Contract
Purpose of contract	General
Contract start date	01/04/2012
Contract end date	

18/19 Contracted general activity (UDA)	12,250
Carry forward general activity (UDA)	415
18/19 Contracted orthodontic activity (UOA)	0
Carry forward orthodontic activity (UOA)	0
Baseline contract value	£279,994.56

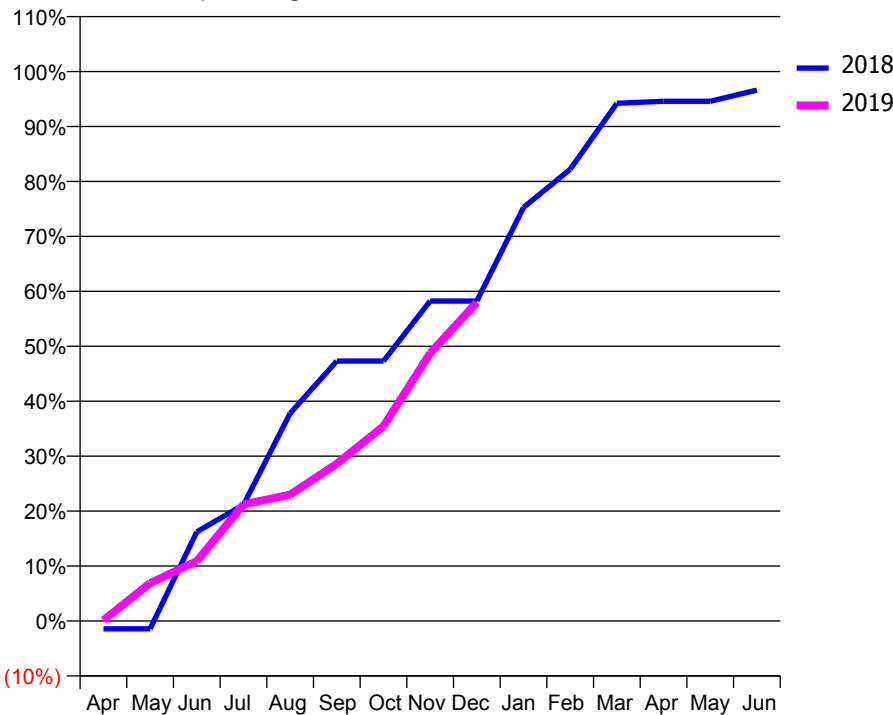
ACCESS*

Patients seen in 24 months	Total	Change since previous quarter
Quarter ending December 2017	3,279	
Quarter ending March 2018	3,366	↑
Quarter ending June 2018	3,254	↓
Quarter ending September 2018	3,130	↓
Quarter ending December 2018	3,304	↑
Variance since December 2017	0.8%	→



ACTIVITY

Cumulative percentage of contracted UDA delivered 2018 & 2019



Adjusted Scheduled Activity (UDA)		
Month	2018	2019
April	-178	16
May	-178	846
June	1,988	1,334
July	2,591	2,599
August	4,631	2,816
September	5,797	3,506
October	5,797	4,342
November	7,132	5,971
December	7,132	7,104
January	9,221	
February	10,070	
March	11,540	
April	11,587	
May	11,587	
June	11,835	

QUALITY

	Quantity	Base Number	Contract	AT	Region	England
% of FP17s for the same patient ID Re-attending within 3 months - Children	62	1,196	5.2%	12.0%	12.3%	11.8%
% of FP17s for the same patient ID Re-attending within 3 months - Adults	301	2,105	14.3%	15.2%	15.8%	15.6%
% of FP17s for the same patient ID Re-attending between 3 & 9 months - Children	713	1,196	59.6%	58.4%	60.1%	58.8%
% of FP17s for the same patient ID Re-attending between 3 & 9 months - Adults	1,119	2,105	53.2%	51.4%	53.3%	51.0%
% of FP17s for Band 1 Urgent Courses	171	3,281	5.2%	10.7%	9.0%	9.0%
% of FP17s Relating to Free Repair or Replacements	82	3,281	2.5%	0.9%	1.0%	0.8%
% of FP17s Relating to Continuations	60	3,281	1.8%	0.9%	1.0%	0.9%
% of Patients satisfied with the dentistry they have received	0	0	N/A	94.5%	93.8%	93.2%
% of Patients satisfied with the time they had to wait for an appointment	0	0	N/A	86.4%	89.4%	88.3%

* This is based on patients treated on this contract for their most recent course of treatment. Figures in italics indicate the base number of FP17s or Patient Questionnaire responses are less than 100. N/A is shown where the base number of responses is less than 10 during the period. % is calculated as Quantity/Base number*100

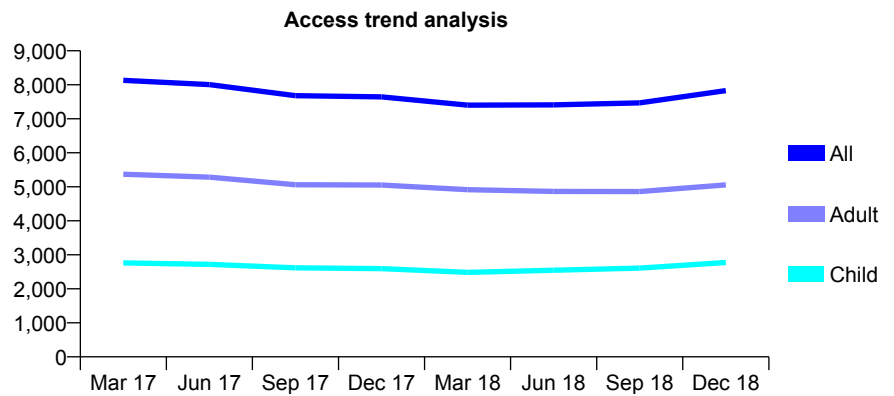
Q47 - Vital Signs At a Glance Contract Report for 125652/0001 - December 2018

Name or company name	Park House Dental Practice
Contract type name	GDS Contract
Purpose of contract	General
Contract start date	01/04/2014
Contract end date	

18/19 Contracted general activity (UDA)	25,000
Carry forward general activity (UDA)	0
18/19 Contracted orthodontic activity (UOA)	0
Carry forward orthodontic activity (UOA)	0
Baseline contract value	£686,404.01

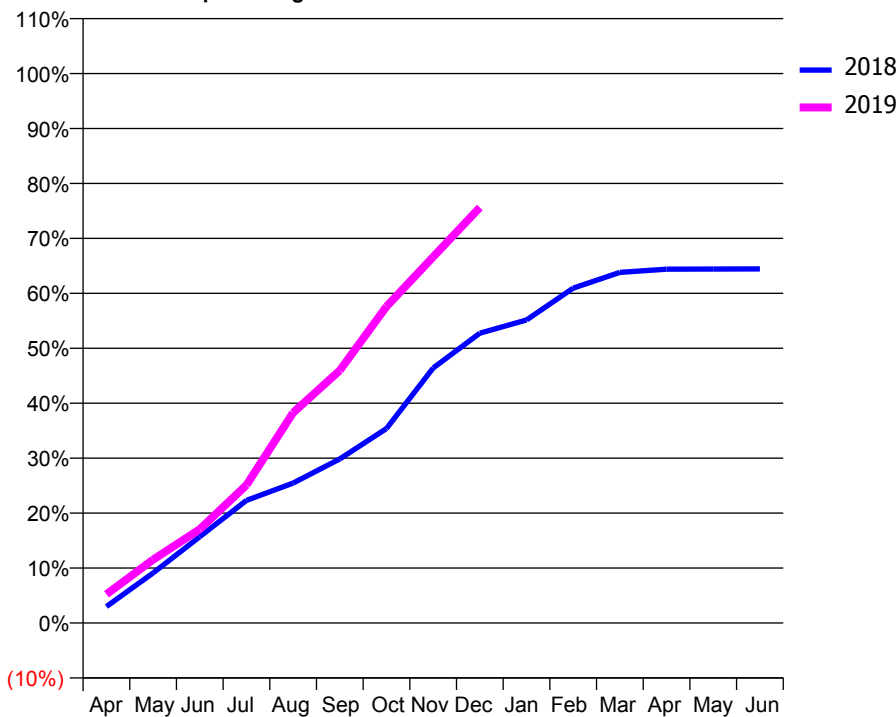
ACCESS*

Patients seen in 24 months	Total	Change since previous quarter
Quarter ending December 2017	7,645	
Quarter ending March 2018	7,403	↓
Quarter ending June 2018	7,410	→
Quarter ending September 2018	7,470	→
Quarter ending December 2018	7,831	↑
Variance since December 2017	2.4%	↑



ACTIVITY

Cumulative percentage of contracted UDA delivered 2018 & 2019



Month	Adjusted Scheduled Activity (UDA)	
	2018	2019
April	748	1,309
May	2,275	2,885
June	3,925	4,269
July	5,579	6,275
August	6,365	9,569
September	7,464	11,493
October	8,849	14,400
November	11,601	16,659
December	13,188	18,908
January	13,784	
February	15,239	
March	15,950	
April	16,099	
May	16,105	
June	16,112	

QUALITY

	Quantity	Base Number	Contract	AT	Region	England
% of FP17s for the same patient ID Re-attending within 3 months - Children	396	4,209	9.4%	12.0%	12.3%	11.8%
% of FP17s for the same patient ID Re-attending within 3 months - Adults	495	5,075	9.8%	15.2%	15.8%	15.6%
% of FP17s for the same patient ID Re-attending between 3 & 9 months - Children	2,166	4,209	51.5%	58.4%	60.1%	58.8%
% of FP17s for the same patient ID Re-attending between 3 & 9 months - Adults	2,242	5,075	44.2%	51.4%	53.3%	51.0%
% of FP17s for Band 1 Urgent Courses	384	9,120	4.2%	10.7%	9.0%	9.0%
% of FP17s Relating to Free Repair or Replacements	8	9,120	0.1%	0.9%	1.0%	0.8%
% of FP17s Relating to Continuations	40	9,120	0.4%	0.9%	1.0%	0.9%
% of Patients satisfied with the dentistry they have received	4	5	N/A	94.5%	93.8%	93.2%
% of Patients satisfied with the time they had to wait for an appointment	4	5	N/A	86.4%	89.4%	88.3%

* This is based on patients treated on this contract for their most recent course of treatment. Figures in italics indicate the base number of FP17s or Patient Questionnaire responses are less than 100. N/A is shown where the base number of responses is less than 10 during the period. % is calculated as Quantity/Base number*100

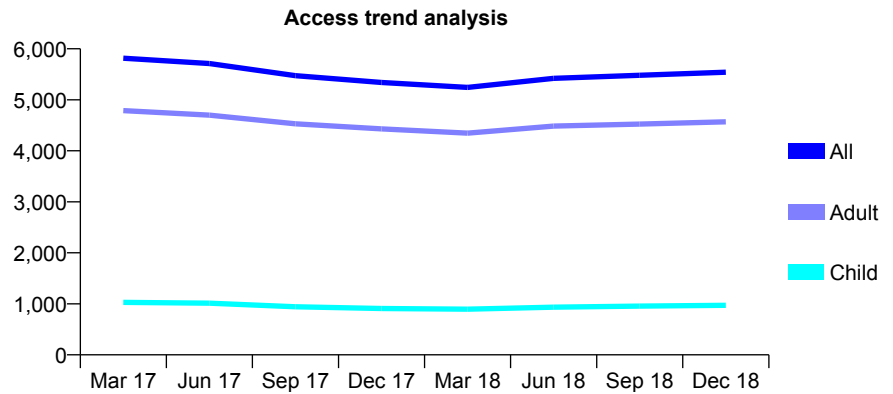
Q47 - Vital Signs At a Glance Contract Report for 125989/0001 - December 2018

Name or company name	Cottage Dental Practice
Contract type name	GDS Contract
Purpose of contract	General
Contract start date	01/04/2013
Contract end date	

18/19 Contracted general activity (UDA)	18,141
Carry forward general activity (UDA)	0
18/19 Contracted orthodontic activity (UOA)	0
Carry forward orthodontic activity (UOA)	0
Baseline contract value	£467,267.86

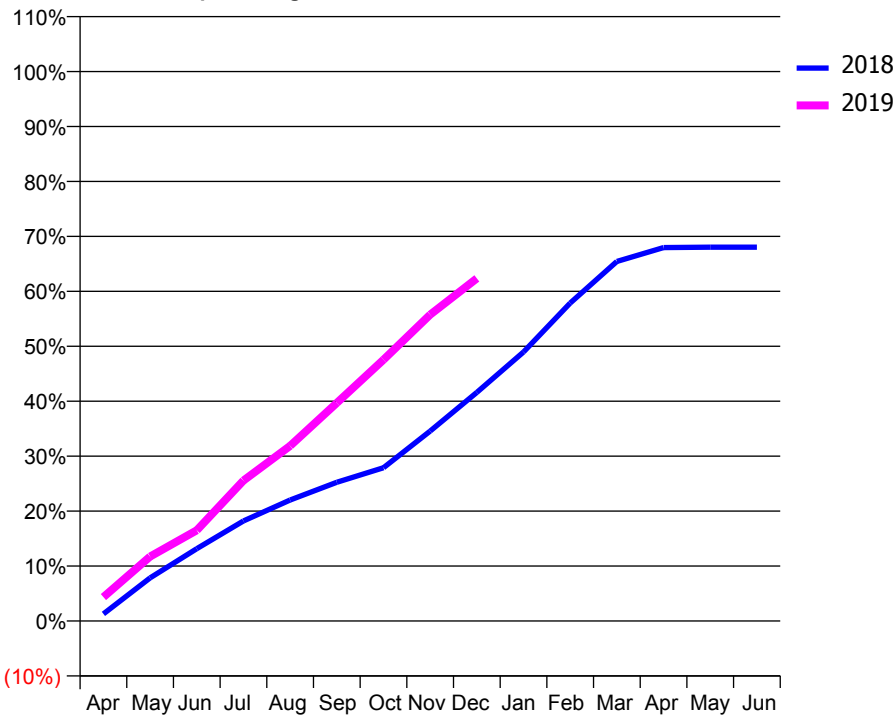
ACCESS*

Patients seen in 24 months	Total	Change since previous quarter
Quarter ending December 2017	5,339	
Quarter ending March 2018	5,242	↓
Quarter ending June 2018	5,420	↑
Quarter ending September 2018	5,481	→
Quarter ending December 2018	5,540	→
Variance since December 2017	3.8%	↑



ACTIVITY

Cumulative percentage of contracted UDA delivered 2018 & 2019



Month	Adjusted Scheduled Activity (UDA)	
	2018	2019
April	237	789
May	1,424	2,131
June	2,388	2,995
July	3,302	4,638
August	3,995	5,783
September	4,579	7,199
October	5,060	8,628
November	6,271	10,116
December	7,546	11,311
January	8,880	
February	10,498	
March	11,871	
April	12,328	
May	12,340	
June	12,340	

QUALITY

	Quantity	Base Number	Contract	AT	Region	England
% of FP17s for the same patient ID Re-attending within 3 months - Children	73	1,203	6.1%	12.0%	12.3%	11.8%
% of FP17s for the same patient ID Re-attending within 3 months - Adults	546	5,166	10.6%	15.2%	15.8%	15.6%
% of FP17s for the same patient ID Re-attending between 3 & 9 months - Children	653	1,203	54.3%	58.4%	60.1%	58.8%
% of FP17s for the same patient ID Re-attending between 3 & 9 months - Adults	2,914	5,166	56.4%	51.4%	53.3%	51.0%
% of FP17s for Band 1 Urgent Courses	399	6,116	6.5%	10.7%	9.0%	9.0%
% of FP17s Relating to Free Repair or Replacements	42	6,116	0.7%	0.9%	1.0%	0.8%
% of FP17s Relating to Continuations	85	6,116	1.4%	0.9%	1.0%	0.9%
% of Patients satisfied with the dentistry they have received	2	2	N/A	94.5%	93.8%	93.2%
% of Patients satisfied with the time they had to wait for an appointment	1	2	N/A	86.4%	89.4%	88.3%

* This is based on patients treated on this contract for their most recent course of treatment. Figures in italics indicate the base number of FP17s or Patient Questionnaire responses are less than 100. N/A is shown where the base number of responses is less than 10 during the period. % is calculated as Quantity/Base number*100

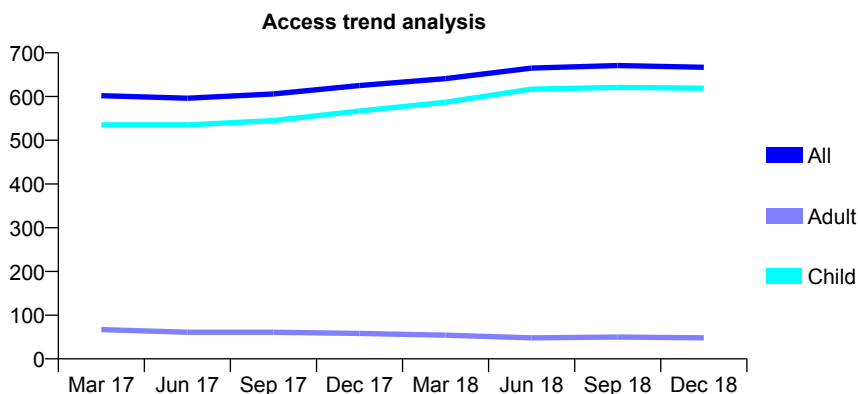
Q47 - Vital Signs At a Glance Contract Report for 126152/0001 - December 2018

Name or company name	Debra Jones
Contract type name	GDS Contract
Purpose of contract	General
Contract start date	01/04/2011
Contract end date	

18/19 Contracted general activity (UDA)	2,000
Carry forward general activity (UDA)	0
18/19 Contracted orthodontic activity (UOA)	0
Carry forward orthodontic activity (UOA)	0
Baseline contract value	£44,578.83

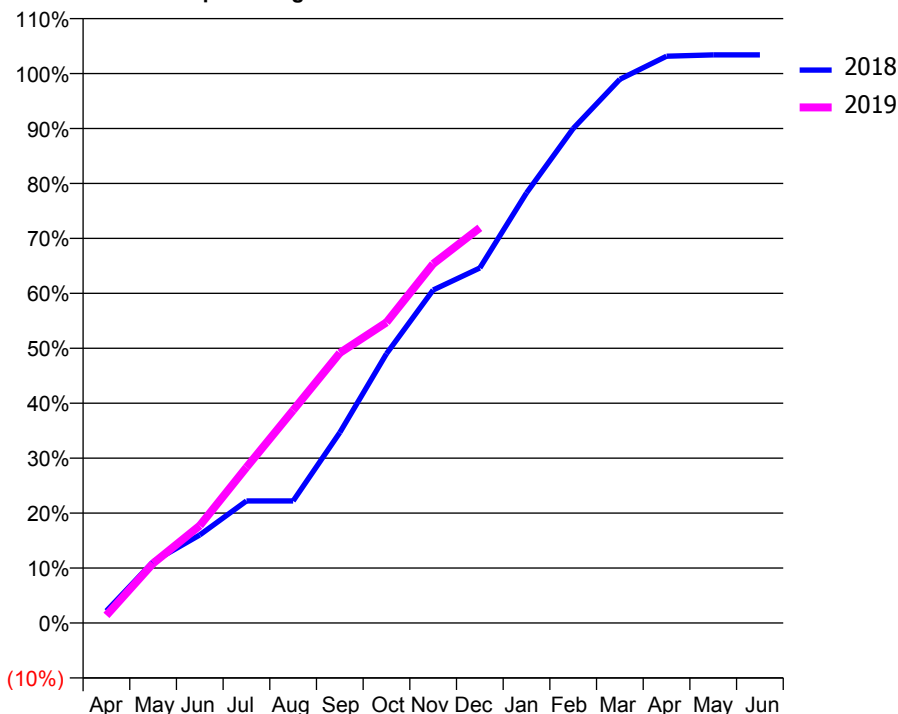
ACCESS*

Patients seen in 24 months	Total	Change since previous quarter
Quarter ending December 2017	625	
Quarter ending March 2018	641	↑
Quarter ending June 2018	665	↑
Quarter ending September 2018	671	→
Quarter ending December 2018	667	→
Variance since December 2017	6.7%	↑



ACTIVITY

Cumulative percentage of contracted UDA delivered 2018 & 2019



Month	Adjusted Scheduled Activity (UDA)	
	2018	2019
April	44	28
May	223	217
June	320	354
July	444	567
August	444	775
September	693	983
October	980	1,094
November	1,212	1,307
December	1,292	1,438
January	1,565	
February	1,800	
March	1,979	
April	2,063	
May	2,068	
June	2,068	

QUALITY

	Quantity	Base Number	Contract	AT	Region	England
% of FP17s for the same patient ID Re-attending within 3 months - Children	196	911	21.5%	12.0%	12.3%	11.8%
% of FP17s for the same patient ID Re-attending within 3 months - Adults	0	1	0.0%	15.2%	15.8%	15.6%
% of FP17s for the same patient ID Re-attending between 3 & 9 months - Children	544	911	59.7%	58.4%	60.1%	58.8%
% of FP17s for the same patient ID Re-attending between 3 & 9 months - Adults	1	1	100.0%	51.4%	53.3%	51.0%
% of FP17s for Band 1 Urgent Courses	7	868	0.8%	10.7%	9.0%	9.0%
% of FP17s Relating to Free Repair or Replacements	0	868	0.0%	0.9%	1.0%	0.8%
% of FP17s Relating to Continuations	7	868	0.8%	0.9%	1.0%	0.9%
% of Patients satisfied with the dentistry they have received	0	0	N/A	94.5%	93.8%	93.2%
% of Patients satisfied with the time they had to wait for an appointment	0	0	N/A	86.4%	89.4%	88.3%

* This is based on patients treated on this contract for their most recent course of treatment. Figures in italics indicate the base number of FP17s or Patient Questionnaire responses are less than 100. N/A is shown where the base number of responses is less than 10 during the period. % is calculated as Quantity/Base number*100

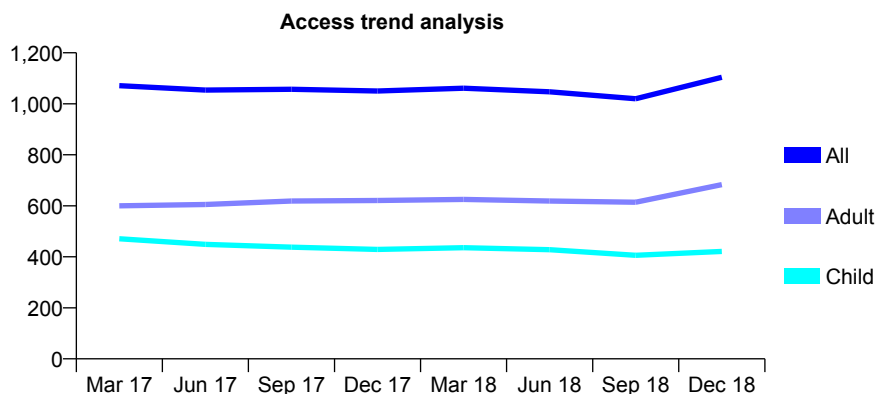
Q47 - Vital Signs At a Glance Contract Report for 126691/0001 - December 2018

Name or company name	Diamond Smiles Dental Centre
Contract type name	GDS Contract
Purpose of contract	General and Orthodontic
Contract start date	01/07/2009
Contract end date	

18/19 Contracted general activity (UDA)	3,299
Carry forward general activity (UDA)	38
18/19 Contracted orthodontic activity (UOA)	438
Carry forward orthodontic activity (UOA)	2
Baseline contract value	£107,964.81

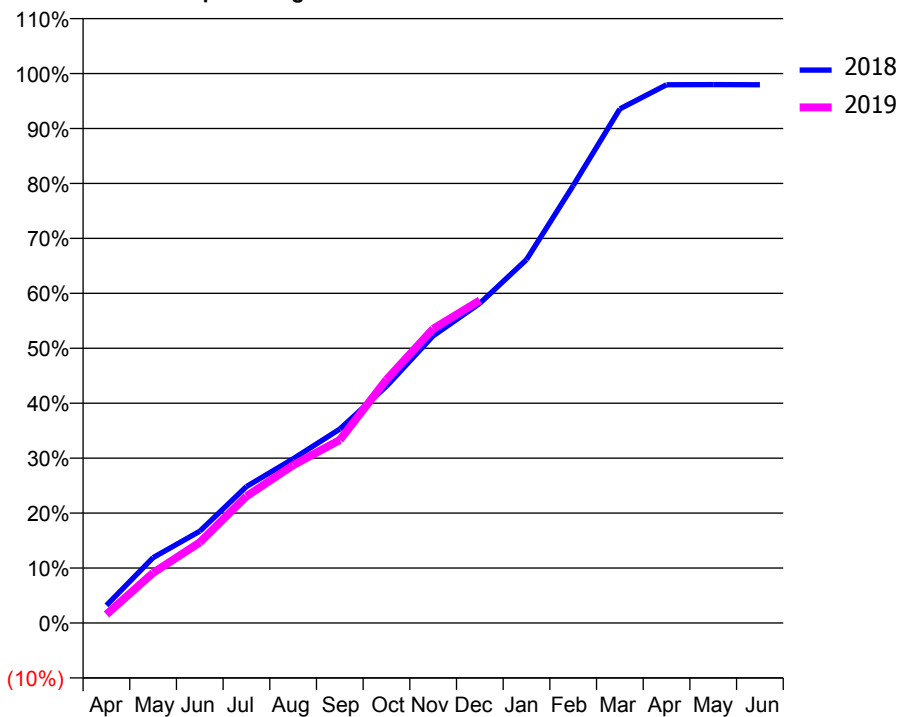
ACCESS*

Patients seen in 24 months	Total	Change since previous quarter
Quarter ending December 2017	1,050	
Quarter ending March 2018	1,061	→
Quarter ending June 2018	1,047	↓
Quarter ending September 2018	1,020	↓
Quarter ending December 2018	1,104	↑
Variance since December 2017	5.1%	↑



ACTIVITY

Cumulative percentage of contracted UDA delivered 2018 & 2019



Adjusted Scheduled Activity (UDA)		
Month	2018	2019
April	106	52
May	393	301
June	551	484
July	819	761
August	986	947
September	1,164	1,099
October	1,421	1,461
November	1,724	1,767
December	1,919	1,937
January	2,182	
February	2,627	
March	3,087	
April	3,231	
May	3,233	
June	3,231	

QUALITY

	Quantity	Base Number	Contract	AT	Region	England
% of FP17s for the same patient ID Re-attending within 3 months - Children	57	506	11.3%	12.0%	12.3%	11.8%
% of FP17s for the same patient ID Re-attending within 3 months - Adults	72	638	11.3%	15.2%	15.8%	15.6%
% of FP17s for the same patient ID Re-attending between 3 & 9 months - Children	300	506	59.3%	58.4%	60.1%	58.8%
% of FP17s for the same patient ID Re-attending between 3 & 9 months - Adults	347	638	54.4%	51.4%	53.3%	51.0%
% of FP17s for Band 1 Urgent Courses	48	1,035	4.6%	10.7%	9.0%	9.0%
% of FP17s Relating to Free Repair or Replacements	4	1,035	0.4%	0.9%	1.0%	0.8%
% of FP17s Relating to Continuations	0	1,035	0.0%	0.9%	1.0%	0.9%
% of Patients satisfied with the dentistry they have received	1	1	N/A	94.5%	93.8%	93.2%
% of Patients satisfied with the time they had to wait for an appointment	0	1	N/A	86.4%	89.4%	88.3%

* This is based on patients treated on this contract for their most recent course of treatment. Figures in italics indicate the base number of FP17s or Patient Questionnaire responses are less than 100. N/A is shown where the base number of responses is less than 10 during the period. % is calculated as Quantity/Base number*100

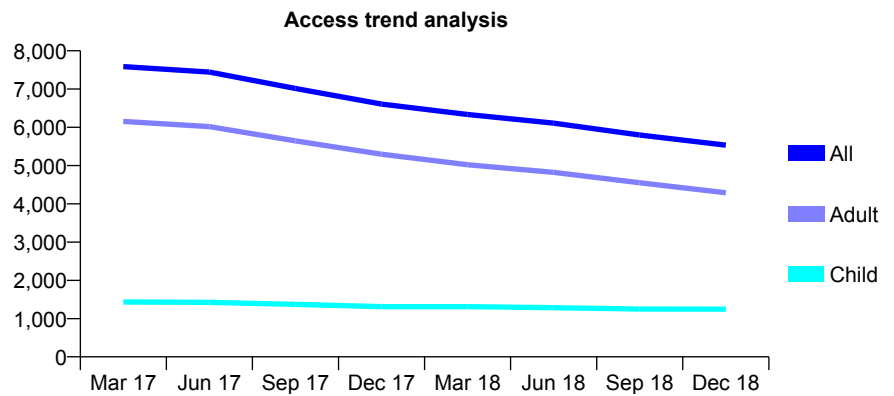
Q47 - Vital Signs At a Glance Contract Report for 127345/0001 - December 2018

Name or company name	Red Rose Dental
Contract type name	GDS Contract
Purpose of contract	General
Contract start date	01/09/2010
Contract end date	

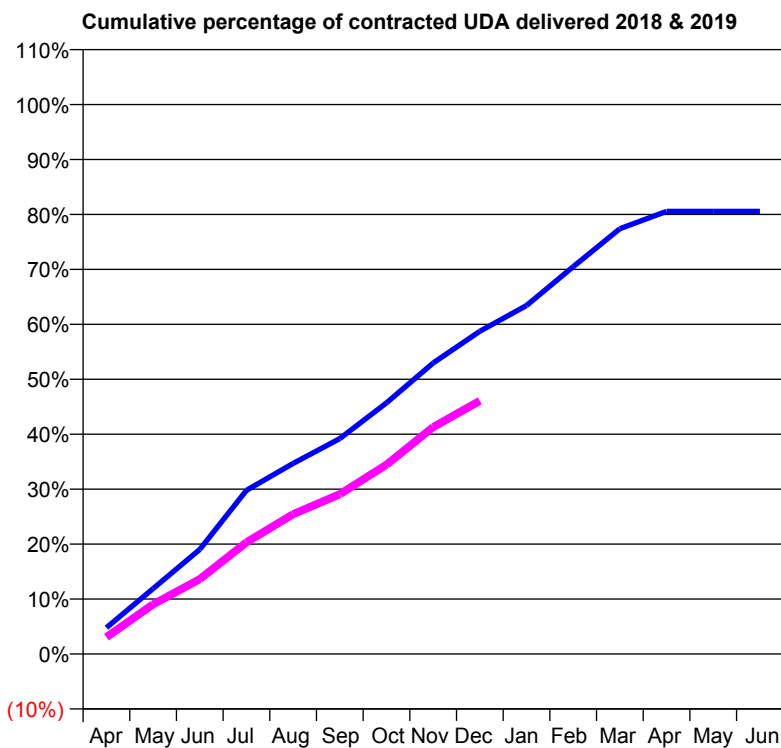
18/19 Contracted general activity (UDA)	20,201
Carry forward general activity (UDA)	0
18/19 Contracted orthodontic activity (UOA)	0
Carry forward orthodontic activity (UOA)	0
Baseline contract value	£558,916.79

ACCESS*

Patients seen in 24 months	Total	Change since previous quarter
Quarter ending December 2017	6,609	
Quarter ending March 2018	6,336	↓
Quarter ending June 2018	6,108	↓
Quarter ending September 2018	5,799	↓
Quarter ending December 2018	5,534	↓
Variance since December 2017	(16.3%)	↓



ACTIVITY



Month	Adjusted Scheduled Activity (UDA)	
	2018	2019
April	970	622
May	2,406	1,826
June	3,847	2,755
July	6,018	4,105
August	7,009	5,141
September	7,920	5,875
October	9,235	6,959
November	10,701	8,342
December	11,866	9,305
January	12,811	
February	14,237	
March	15,633	
April	16,274	
May	16,273	
June	16,273	

QUALITY

	Quantity	Base Number	Contract	AT	Region	England
% of FP17s for the same patient ID Re-attending within 3 months - Children	79	1,361	5.8%	12.0%	12.3%	11.8%
% of FP17s for the same patient ID Re-attending within 3 months - Adults	451	4,202	10.7%	15.2%	15.8%	15.6%
% of FP17s for the same patient ID Re-attending between 3 & 9 months - Children	772	1,361	56.7%	58.4%	60.1%	58.8%
% of FP17s for the same patient ID Re-attending between 3 & 9 months - Adults	2,514	4,202	59.8%	51.4%	53.3%	51.0%
% of FP17s for Band 1 Urgent Courses	388	5,231	7.4%	10.7%	9.0%	9.0%
% of FP17s Relating to Free Repair or Replacements	17	5,231	0.3%	0.9%	1.0%	0.8%
% of FP17s Relating to Continuations	49	5,231	0.9%	0.9%	1.0%	0.9%
% of Patients satisfied with the dentistry they have received	4	4	N/A	94.5%	93.8%	93.2%
% of Patients satisfied with the time they had to wait for an appointment	3	4	N/A	86.4%	89.4%	88.3%

* This is based on patients treated on this contract for their most recent course of treatment. Figures in italics indicate the base number of FP17s or Patient Questionnaire responses are less than 100. N/A is shown where the base number of responses is less than 10 during the period. % is calculated as Quantity/Base number*100

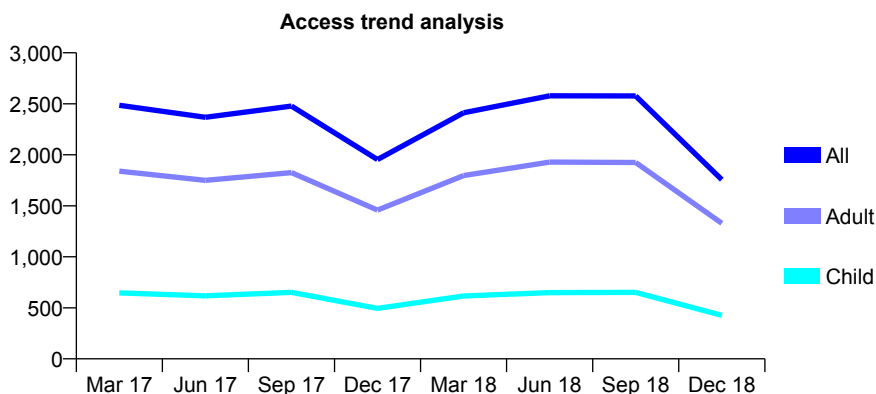
Q47 - Vital Signs At a Glance Contract Report for 129003/0001 - December 2018

Name or company name	Mr Assim Ghaffoor
Contract type name	GDS Contract
Purpose of contract	General
Contract start date	01/04/2015
Contract end date	

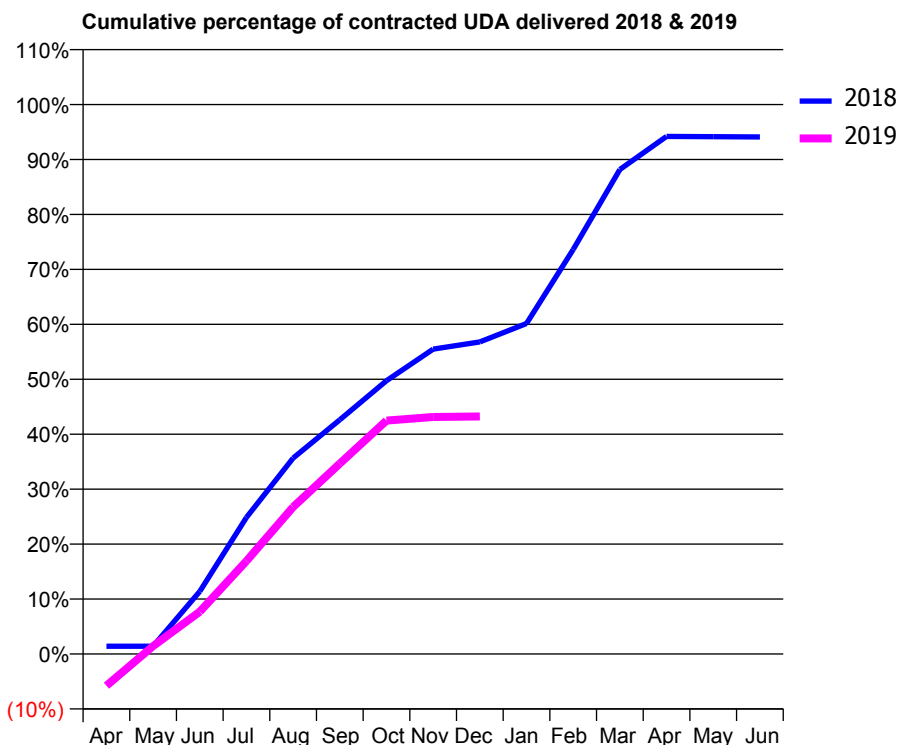
18/19 Contracted general activity (UDA)	8,874
Carry forward general activity (UDA)	1,050
18/19 Contracted orthodontic activity (UOA)	0
Carry forward orthodontic activity (UOA)	0
Baseline contract value	£169,761.62

ACCESS*

Patients seen in 24 months	Total	Change since previous quarter
Quarter ending December 2017	1,953	
Quarter ending March 2018	2,413	↑
Quarter ending June 2018	2,578	↑
Quarter ending September 2018	2,577	→
Quarter ending December 2018	1,756	↓
Variance since December 2017	(10.1%)	↓



ACTIVITY



Month	Adjusted Scheduled Activity (UDA)	
	2018	2019
April	126	-514
May	126	127
June	1,010	684
July	2,205	1,502
August	3,164	2,375
September	3,782	3,077
October	4,413	3,770
November	4,924	3,827
December	5,040	3,836
January	5,337	
February	6,533	
March	7,824	
April	8,359	
May	8,353	
June	8,350	

QUALITY

	Quantity	Base Number	Contract	AT	Region	England
% of FP17s for the same patient ID Re-attending within 3 months - Children	49	767	6.4%	12.0%	12.3%	11.8%
% of FP17s for the same patient ID Re-attending within 3 months - Adults	181	2,098	8.6%	15.2%	15.8%	15.6%
% of FP17s for the same patient ID Re-attending between 3 & 9 months - Children	393	767	51.2%	58.4%	60.1%	58.8%
% of FP17s for the same patient ID Re-attending between 3 & 9 months - Adults	1,024	2,098	48.8%	51.4%	53.3%	51.0%
% of FP17s for Band 1 Urgent Courses	110	2,656	4.1%	10.7%	9.0%	9.0%
% of FP17s Relating to Free Repair or Replacements	19	2,656	0.7%	0.9%	1.0%	0.8%
% of FP17s Relating to Continuations	17	2,656	0.6%	0.9%	1.0%	0.9%
% of Patients satisfied with the dentistry they have received	1	1	N/A	94.5%	93.8%	93.2%
% of Patients satisfied with the time they had to wait for an appointment	0	1	N/A	86.4%	89.4%	88.3%

* This is based on patients treated on this contract for their most recent course of treatment. Figures in italics indicate the base number of FP17s or Patient Questionnaire responses are less than 100. N/A is shown where the base number of responses is less than 10 during the period. % is calculated as Quantity/Base number*100

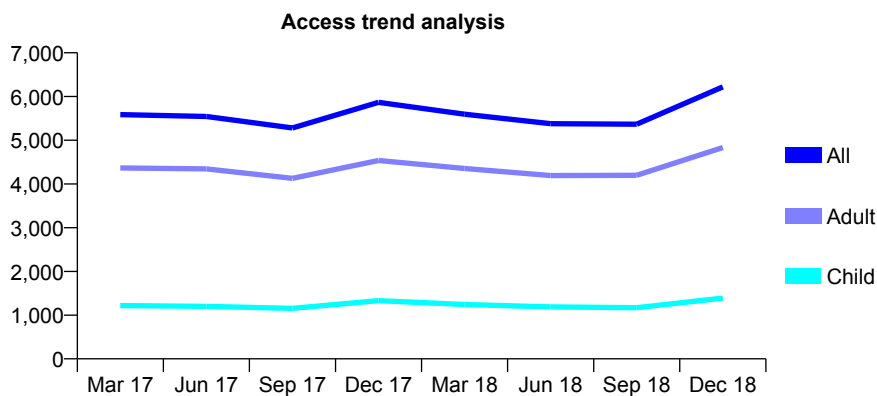
Q47 - Vital Signs At a Glance Contract Report for 129003/0002 - December 2018

Name or company name	Mr Assim Ghaffoor
Contract type name	GDS Contract
Purpose of contract	General
Contract start date	01/04/2015
Contract end date	

18/19 Contracted general activity (UDA)	19,250
Carry forward general activity (UDA)	0
18/19 Contracted orthodontic activity (UOA)	0
Carry forward orthodontic activity (UOA)	0
Baseline contract value	£437,675.32

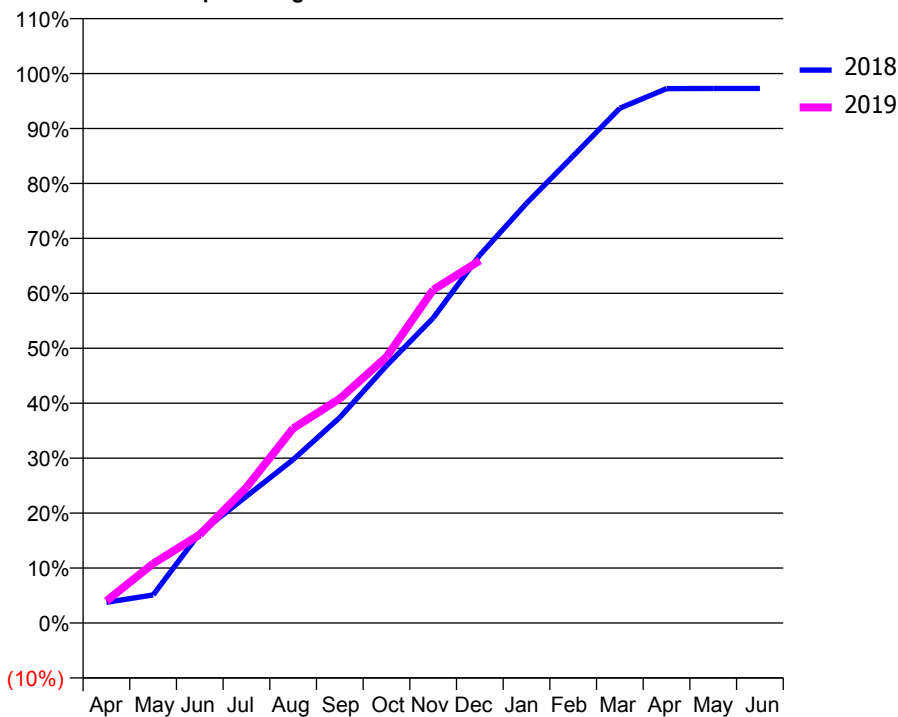
ACCESS*

Patients seen in 24 months	Total	Change since previous quarter
Quarter ending December 2017	5,867	
Quarter ending March 2018	5,595	↓
Quarter ending June 2018	5,380	↓
Quarter ending September 2018	5,368	→
Quarter ending December 2018	6,222	↑
Variance since December 2017	6.1%	↑



ACTIVITY

Cumulative percentage of contracted UDA delivered 2018 & 2019



Month	Adjusted Scheduled Activity (UDA)	
	2018	2019
April	728	771
May	984	2,080
June	3,156	3,100
July	4,438	4,754
August	5,724	6,819
September	7,200	7,860
October	9,014	9,320
November	10,688	11,669
December	12,890	12,700
January	14,702	
February	16,363	
March	18,033	
April	18,721	
May	18,724	
June	18,724	

QUALITY

	Quantity	Base Number	Contract	AT	Region	England
% of FP17s for the same patient ID Re-attending within 3 months - Children	113	1,765	6.4%	12.0%	12.3%	11.8%
% of FP17s for the same patient ID Re-attending within 3 months - Adults	480	5,615	8.5%	15.2%	15.8%	15.6%
% of FP17s for the same patient ID Re-attending between 3 & 9 months - Children	1,121	1,765	63.5%	58.4%	60.1%	58.8%
% of FP17s for the same patient ID Re-attending between 3 & 9 months - Adults	3,353	5,615	59.7%	51.4%	53.3%	51.0%
% of FP17s for Band 1 Urgent Courses	320	7,123	4.5%	10.7%	9.0%	9.0%
% of FP17s Relating to Free Repair or Replacements	85	7,123	1.2%	0.9%	1.0%	0.8%
% of FP17s Relating to Continuations	48	7,123	0.7%	0.9%	1.0%	0.9%
% of Patients satisfied with the dentistry they have received	3	3	N/A	94.5%	93.8%	93.2%
% of Patients satisfied with the time they had to wait for an appointment	3	3	N/A	86.4%	89.4%	88.3%

* This is based on patients treated on this contract for their most recent course of treatment. Figures in italics indicate the base number of FP17s or Patient Questionnaire responses are less than 100. N/A is shown where the base number of responses is less than 10 during the period. % is calculated as Quantity/Base number*100

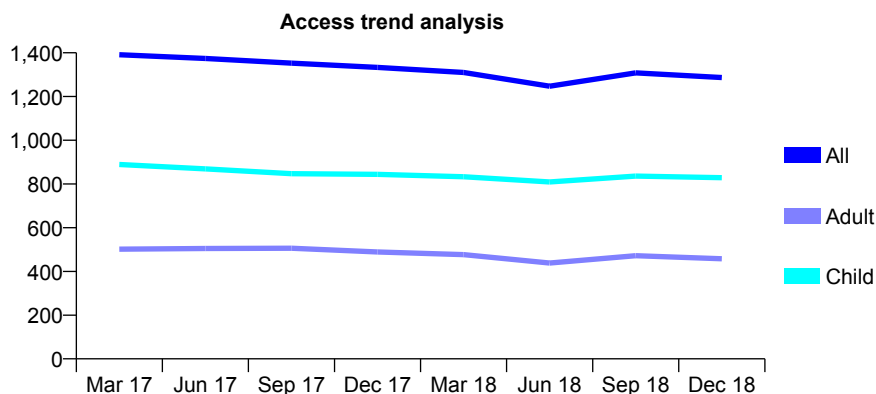
Q47 - Vital Signs At a Glance Contract Report for 129593/0002 - December 2018

Name or company name	Horn Hill Care Services Limited
Contract type name	GDS Contract
Purpose of contract	General and Orthodontic
Contract start date	01/08/2012
Contract end date	

18/19 Contracted general activity (UDA)	5,064
Carry forward general activity (UDA)	0
18/19 Contracted orthodontic activity (UOA)	0
Carry forward orthodontic activity (UOA)	0
Baseline contract value	£149,202.84

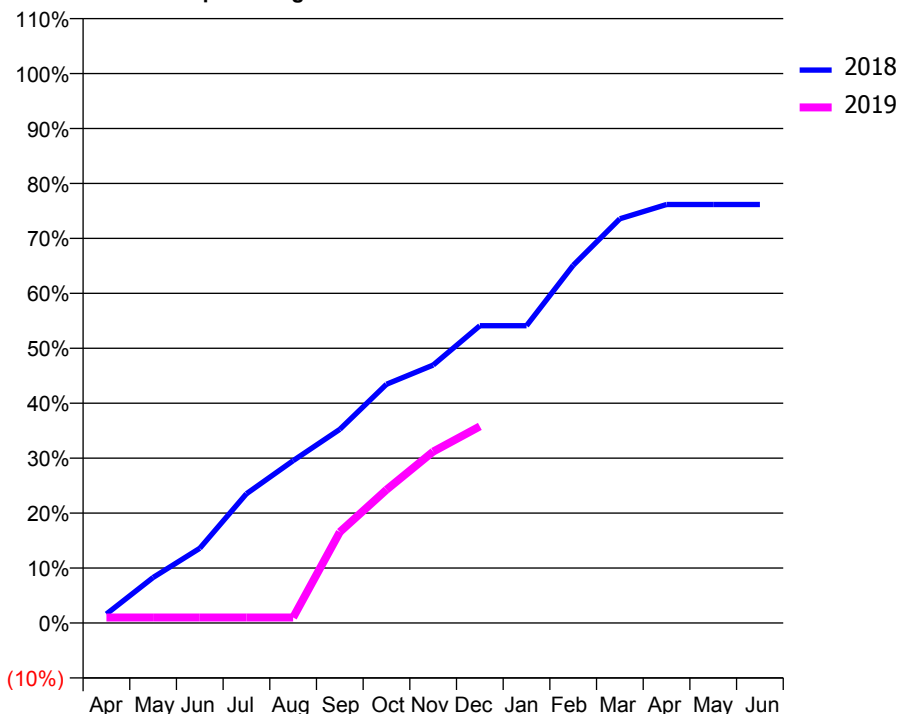
ACCESS*

Patients seen in 24 months	Total	Change since previous quarter
Quarter ending December 2017	1,333	
Quarter ending March 2018	1,310	↓
Quarter ending June 2018	1,247	↓
Quarter ending September 2018	1,308	↑
Quarter ending December 2018	1,287	↓
Variance since December 2017	(3.5%)	↓



ACTIVITY

Cumulative percentage of contracted UDA delivered 2018 & 2019



Adjusted Scheduled Activity (UDA)		
Month	2018	2019
April	83	51
May	419	51
June	688	51
July	1,191	51
August	1,496	51
September	1,784	839
October	2,200	1,229
November	2,378	1,580
December	2,740	1,812
January	2,740	
February	3,296	
March	3,725	
April	3,857	
May	3,857	
June	3,857	

QUALITY

	Quantity	Base Number	Contract	AT	Region	England
% of FP17s for the same patient ID Re-attending within 3 months - Children	92	1,153	8.0%	12.0%	12.3%	11.8%
% of FP17s for the same patient ID Re-attending within 3 months - Adults	92	498	18.5%	15.2%	15.8%	15.6%
% of FP17s for the same patient ID Re-attending between 3 & 9 months - Children	880	1,153	76.3%	58.4%	60.1%	58.8%
% of FP17s for the same patient ID Re-attending between 3 & 9 months - Adults	282	498	56.6%	51.4%	53.3%	51.0%
% of FP17s for Band 1 Urgent Courses	113	1,574	7.2%	10.7%	9.0%	9.0%
% of FP17s Relating to Free Repair or Replacements	1	1,574	0.1%	0.9%	1.0%	0.8%
% of FP17s Relating to Continuations	2	1,574	0.1%	0.9%	1.0%	0.9%
% of Patients satisfied with the dentistry they have received	0	0	N/A	94.5%	93.8%	93.2%
% of Patients satisfied with the time they had to wait for an appointment	0	0	N/A	86.4%	89.4%	88.3%

* This is based on patients treated on this contract for their most recent course of treatment. Figures in italics indicate the base number of FP17s or Patient Questionnaire responses are less than 100. N/A is shown where the base number of responses is less than 10 during the period. % is calculated as Quantity/Base number*100

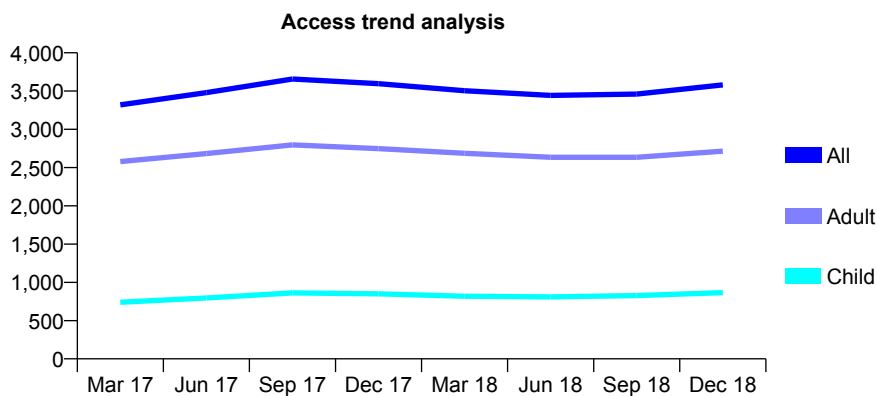
Q47 - Vital Signs At a Glance Contract Report for 129623/0002 - December 2018

Name or company name	Diamond Dental Care
Contract type name	GDS Contract
Purpose of contract	General
Contract start date	01/12/2013
Contract end date	

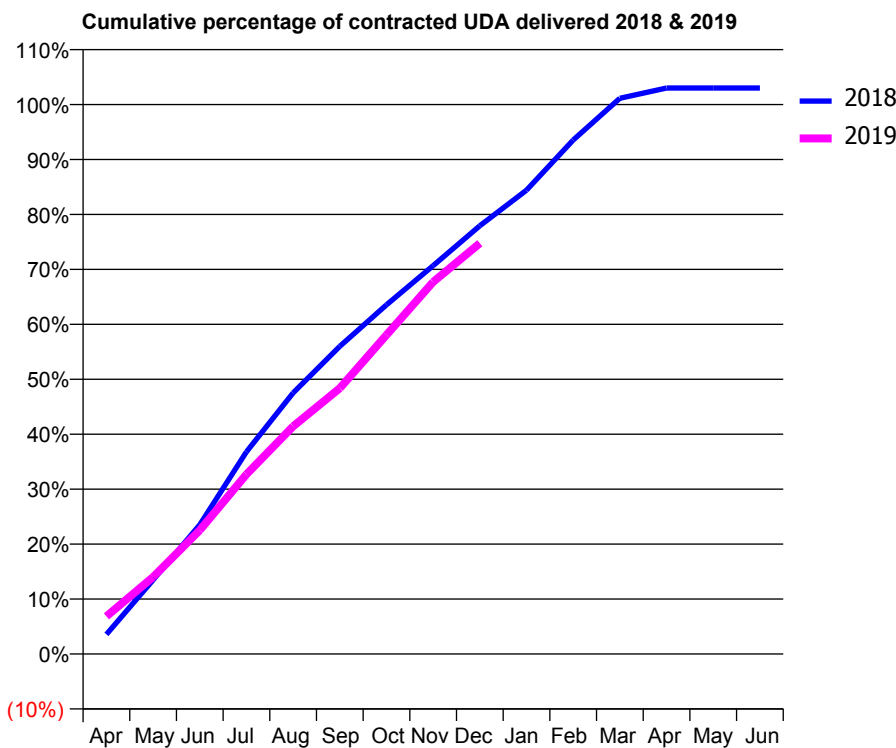
18/19 Contracted general activity (UDA)	10,465
Carry forward general activity (UDA)	-209
18/19 Contracted orthodontic activity (UOA)	0
Carry forward orthodontic activity (UOA)	0
Baseline contract value	£230,854.40

ACCESS*

Patients seen in 24 months	Total	Change since previous quarter
Quarter ending December 2017	3,597	
Quarter ending March 2018	3,505	↓
Quarter ending June 2018	3,444	↓
Quarter ending September 2018	3,461	→
Quarter ending December 2018	3,580	↑
Variance since December 2017	(0.5%)	→



ACTIVITY



Month	Adjusted Scheduled Activity (UDA)	
	2018	2019
April	374	718
May	1,410	1,466
June	2,462	2,357
July	3,852	3,421
August	4,974	4,336
September	5,861	5,063
October	6,649	6,075
November	7,396	7,086
December	8,156	7,823
January	8,833	
February	9,788	
March	10,583	
April	10,778	
May	10,780	
June	10,780	

QUALITY

	Quantity	Base Number	Contract	AT	Region	England
% of FP17s for the same patient ID Re-attending within 3 months - Children	54	911	5.9%	12.0%	12.3%	11.8%
% of FP17s for the same patient ID Re-attending within 3 months - Adults	501	3,276	15.3%	15.2%	15.8%	15.6%
% of FP17s for the same patient ID Re-attending between 3 & 9 months - Children	520	911	57.1%	58.4%	60.1%	58.8%
% of FP17s for the same patient ID Re-attending between 3 & 9 months - Adults	1,931	3,276	58.9%	51.4%	53.3%	51.0%
% of FP17s for Band 1 Urgent Courses	221	4,075	5.4%	10.7%	9.0%	9.0%
% of FP17s Relating to Free Repair or Replacements	35	4,075	0.9%	0.9%	1.0%	0.8%
% of FP17s Relating to Continuations	58	4,075	1.4%	0.9%	1.0%	0.9%
% of Patients satisfied with the dentistry they have received	3	4	N/A	94.5%	93.8%	93.2%
% of Patients satisfied with the time they had to wait for an appointment	3	4	N/A	86.4%	89.4%	88.3%

* This is based on patients treated on this contract for their most recent course of treatment. Figures in italics indicate the base number of FP17s or Patient Questionnaire responses are less than 100. N/A is shown where the base number of responses is less than 10 during the period. % is calculated as Quantity/Base number*100

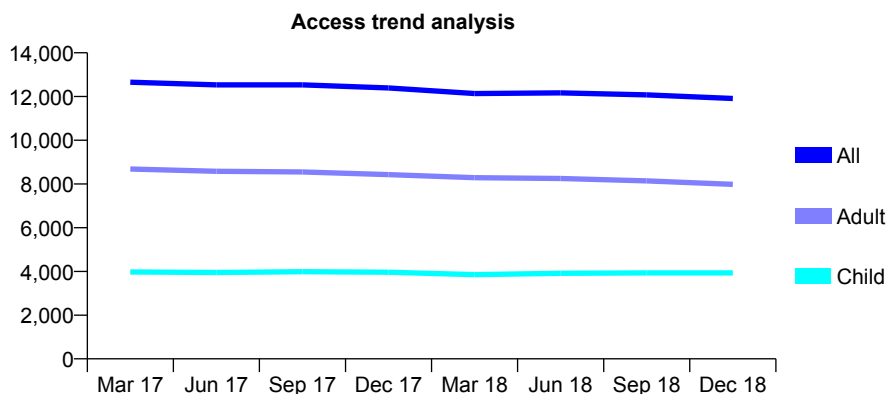
Q47 - Vital Signs At a Glance Contract Report for 131423/0001 - December 2018

Name or company name	Railway Road Dental Practice Partnership
Contract type name	GDS Contract
Purpose of contract	General
Contract start date	01/04/2010
Contract end date	

18/19 Contracted general activity (UDA)	39,500
Carry forward general activity (UDA)	0
18/19 Contracted orthodontic activity (UOA)	0
Carry forward orthodontic activity (UOA)	0
Baseline contract value	£1,149,965.75

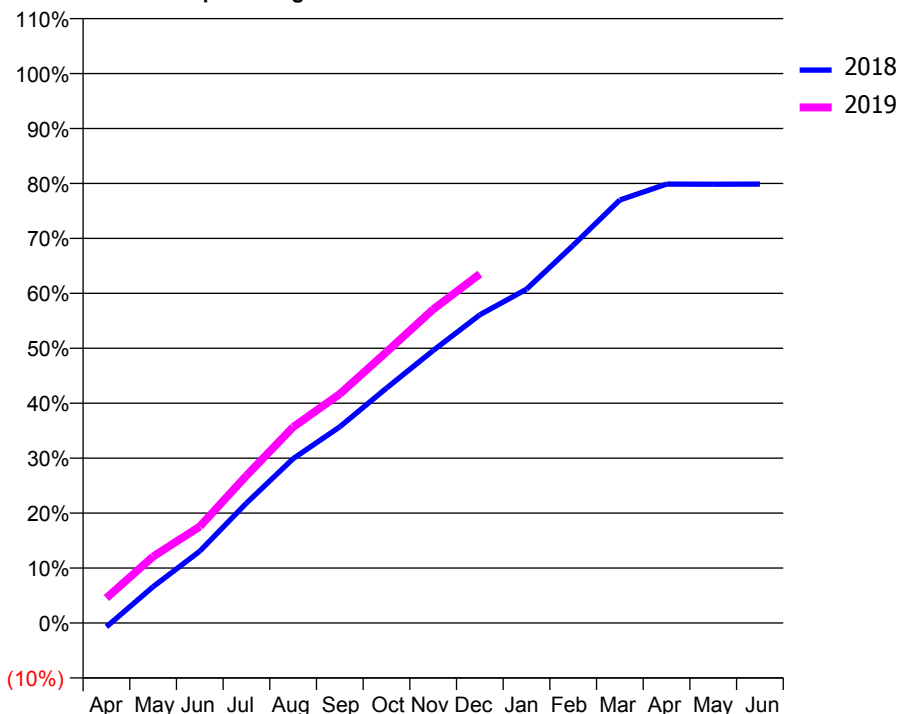
ACCESS*

Patients seen in 24 months	Total	Change since previous quarter
Quarter ending December 2017	12,392	
Quarter ending March 2018	12,139	↓
Quarter ending June 2018	12,164	→
Quarter ending September 2018	12,076	→
Quarter ending December 2018	11,913	↓
Variance since December 2017	(3.9%)	↓



ACTIVITY

Cumulative percentage of contracted UDA delivered 2018 & 2019



Month	Adjusted Scheduled Activity (UDA)	
	2018	2019
April	-283	1,797
May	2,613	4,779
June	5,164	6,939
July	8,622	10,597
August	11,814	14,081
September	14,103	16,459
October	16,884	19,479
November	19,593	22,547
December	22,152	25,092
January	23,995	
February	27,153	
March	30,408	
April	31,548	
May	31,542	
June	31,547	

QUALITY

	Quantity	Base Number	Contract	AT	Region	England
% of FP17s for the same patient ID Re-attending within 3 months - Children	181	3,904	4.6%	12.0%	12.3%	11.8%
% of FP17s for the same patient ID Re-attending within 3 months - Adults	592	6,541	9.1%	15.2%	15.8%	15.6%
% of FP17s for the same patient ID Re-attending between 3 & 9 months - Children	1,860	3,904	47.6%	58.4%	60.1%	58.8%
% of FP17s for the same patient ID Re-attending between 3 & 9 months - Adults	2,872	6,541	43.9%	51.4%	53.3%	51.0%
% of FP17s for Band 1 Urgent Courses	561	10,035	5.6%	10.7%	9.0%	9.0%
% of FP17s Relating to Free Repair or Replacements	37	10,035	0.4%	0.9%	1.0%	0.8%
% of FP17s Relating to Continuations	87	10,035	0.9%	0.9%	1.0%	0.9%
% of Patients satisfied with the dentistry they have received	3	3	N/A	94.5%	93.8%	93.2%
% of Patients satisfied with the time they had to wait for an appointment	3	3	N/A	86.4%	89.4%	88.3%

* This is based on patients treated on this contract for their most recent course of treatment. Figures in italics indicate the base number of FP17s or Patient Questionnaire responses are less than 100. N/A is shown where the base number of responses is less than 10 during the period. % is calculated as Quantity/Base number*100

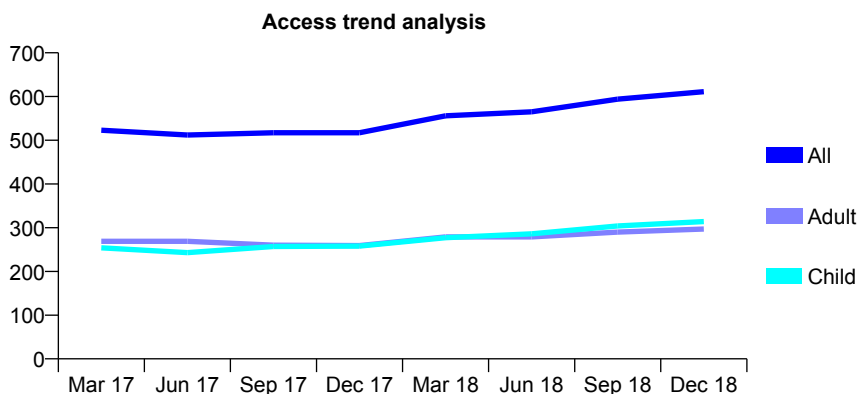
Q47 - Vital Signs At a Glance Contract Report for 131555/0001 - December 2018

Name or company name	Station House Dental Practice
Contract type name	GDS Contract
Purpose of contract	General
Contract start date	07/02/2011
Contract end date	

18/19 Contracted general activity (UDA)	1,600
Carry forward general activity (UDA)	87
18/19 Contracted orthodontic activity (UOA)	0
Carry forward orthodontic activity (UOA)	0
Baseline contract value	£40,848.54

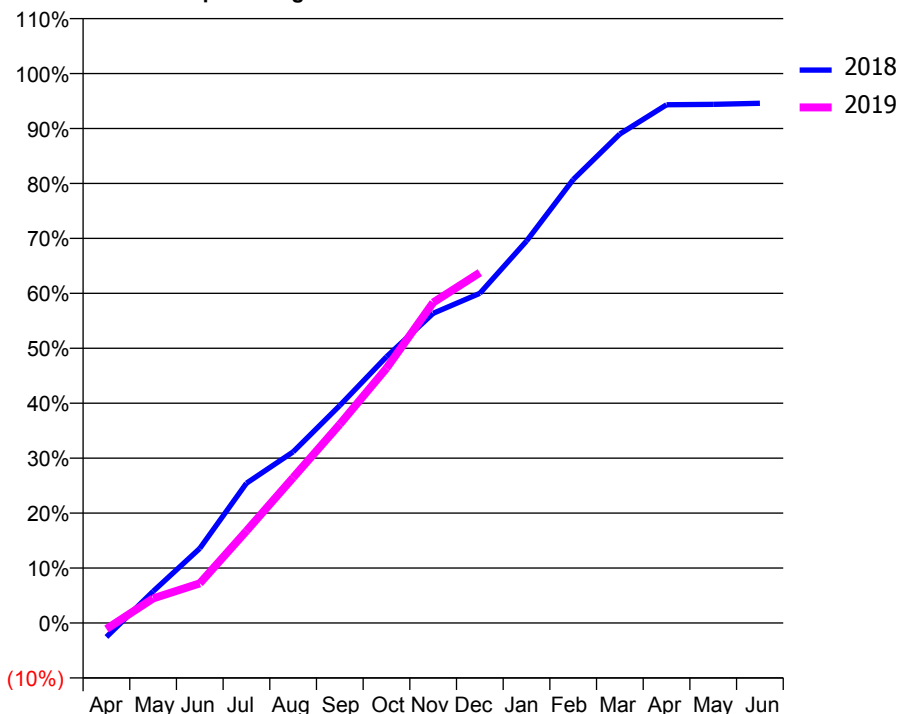
ACCESS*

Patients seen in 24 months	Total	Change since previous quarter
Quarter ending December 2017	517	
Quarter ending March 2018	556	↑
Quarter ending June 2018	565	→
Quarter ending September 2018	594	↑
Quarter ending December 2018	611	↑
Variance since December 2017	18.2%	↑



ACTIVITY

Cumulative percentage of contracted UDA delivered 2018 & 2019



Month	Adjusted Scheduled Activity (UDA)	
	2018	2019
April	-41	-18
May	92	72
June	217	115
July	407	268
August	498	424
September	634	579
October	775	742
November	902	933
December	960	1,020
January	1,112	
February	1,291	
March	1,424	
April	1,509	
May	1,510	
June	1,513	

QUALITY

	Quantity	Base Number	Contract	AT	Region	England
% of FP17s for the same patient ID Re-attending within 3 months - Children	51	371	13.7%	12.0%	12.3%	11.8%
% of FP17s for the same patient ID Re-attending within 3 months - Adults	59	307	19.2%	15.2%	15.8%	15.6%
% of FP17s for the same patient ID Re-attending between 3 & 9 months - Children	196	371	52.8%	58.4%	60.1%	58.8%
% of FP17s for the same patient ID Re-attending between 3 & 9 months - Adults	163	307	53.1%	51.4%	53.3%	51.0%
% of FP17s for Band 1 Urgent Courses	52	644	8.1%	10.7%	9.0%	9.0%
% of FP17s Relating to Free Repair or Replacements	0	644	0.0%	0.9%	1.0%	0.8%
% of FP17s Relating to Continuations	0	644	0.0%	0.9%	1.0%	0.9%
% of Patients satisfied with the dentistry they have received	0	0	N/A	94.5%	93.8%	93.2%
% of Patients satisfied with the time they had to wait for an appointment	0	0	N/A	86.4%	89.4%	88.3%

* This is based on patients treated on this contract for their most recent course of treatment. Figures in italics indicate the base number of FP17s or Patient Questionnaire responses are less than 100. N/A is shown where the base number of responses is less than 10 during the period. % is calculated as Quantity/Base number*100

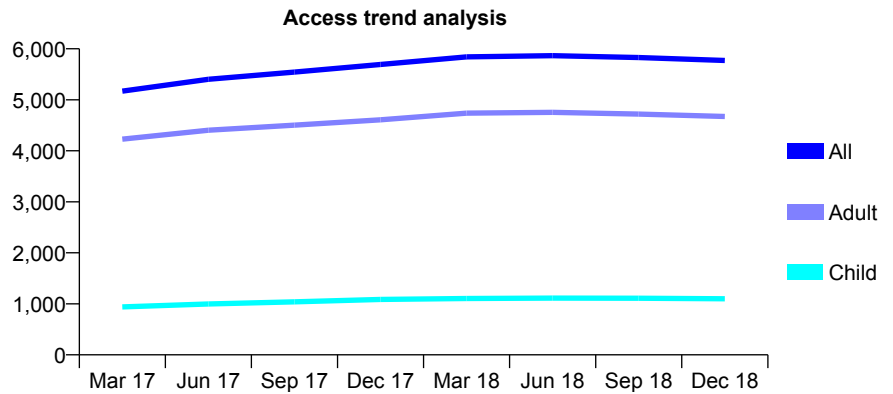
Q47 - Vital Signs At a Glance Contract Report for 133027/0001 - December 2018

Name or company name	Dalton Dental Surgery Partnership
Contract type name	GDS Contract
Purpose of contract	General
Contract start date	01/11/2013
Contract end date	

18/19 Contracted general activity (UDA)	16,000
Carry forward general activity (UDA)	-320
18/19 Contracted orthodontic activity (UOA)	0
Carry forward orthodontic activity (UOA)	0
Baseline contract value	£452,656.81

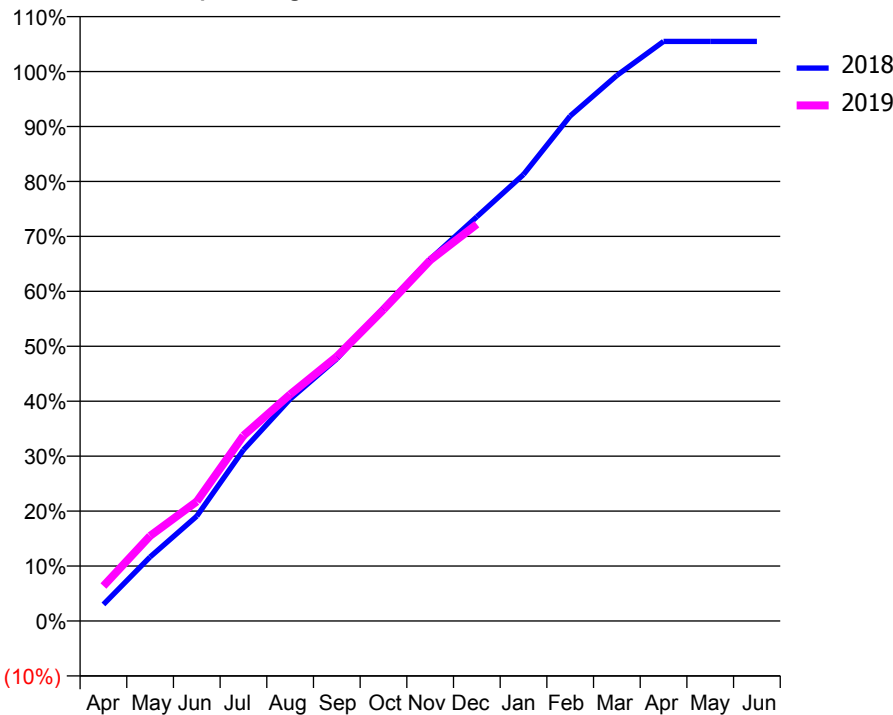
ACCESS*

Patients seen in 24 months	Total	Change since previous quarter
Quarter ending December 2017	5,692	
Quarter ending March 2018	5,843	↑
Quarter ending June 2018	5,865	→
Quarter ending September 2018	5,829	→
Quarter ending December 2018	5,772	→
Variance since December 2017	1.4%	→



ACTIVITY

Cumulative percentage of contracted UDA delivered 2018 & 2019



Month	Adjusted Scheduled Activity (UDA)	
	2018	2019
April	482	1,020
May	1,864	2,478
June	3,054	3,481
July	4,985	5,400
August	6,465	6,601
September	7,637	7,700
October	9,113	9,070
November	10,537	10,505
December	11,772	11,554
January	13,001	
February	14,705	
March	15,885	
April	16,878	
May	16,877	
June	16,877	

QUALITY

	Quantity	Base Number	Contract	AT	Region	England
% of FP17s for the same patient ID Re-attending within 3 months - Children	47	1,292	3.6%	12.0%	12.3%	11.8%
% of FP17s for the same patient ID Re-attending within 3 months - Adults	559	5,106	10.9%	15.2%	15.8%	15.6%
% of FP17s for the same patient ID Re-attending between 3 & 9 months - Children	871	1,292	67.4%	58.4%	60.1%	58.8%
% of FP17s for the same patient ID Re-attending between 3 & 9 months - Adults	3,038	5,106	59.5%	51.4%	53.3%	51.0%
% of FP17s for Band 1 Urgent Courses	449	5,986	7.5%	10.7%	9.0%	9.0%
% of FP17s Relating to Free Repair or Replacements	82	5,986	1.4%	0.9%	1.0%	0.8%
% of FP17s Relating to Continuations	67	5,986	1.1%	0.9%	1.0%	0.9%
% of Patients satisfied with the dentistry they have received	1	1	N/A	94.5%	93.8%	93.2%
% of Patients satisfied with the time they had to wait for an appointment	1	1	N/A	86.4%	89.4%	88.3%

* This is based on patients treated on this contract for their most recent course of treatment. Figures in italics indicate the base number of FP17s or Patient Questionnaire responses are less than 100. N/A is shown where the base number of responses is less than 10 during the period. % is calculated as Quantity/Base number*100

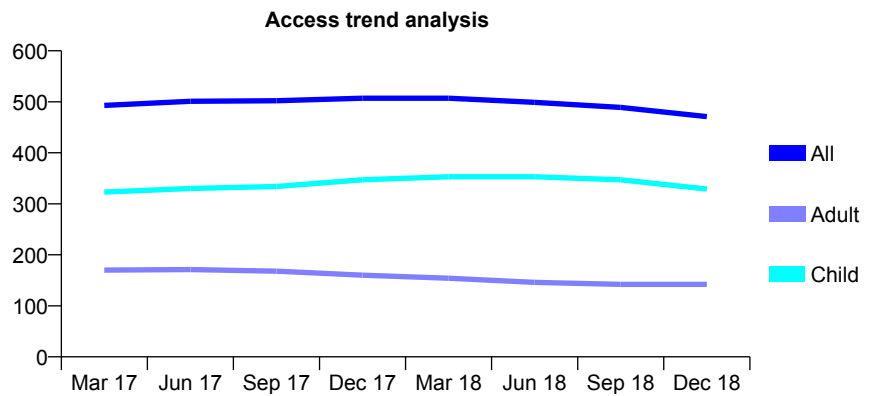
Q47 - Vital Signs At a Glance Contract Report for 134015/0001 - December 2018

Name or company name	Alistair Morgan and Associates Limited
Contract type name	GDS Contract
Purpose of contract	General
Contract start date	01/02/2015
Contract end date	

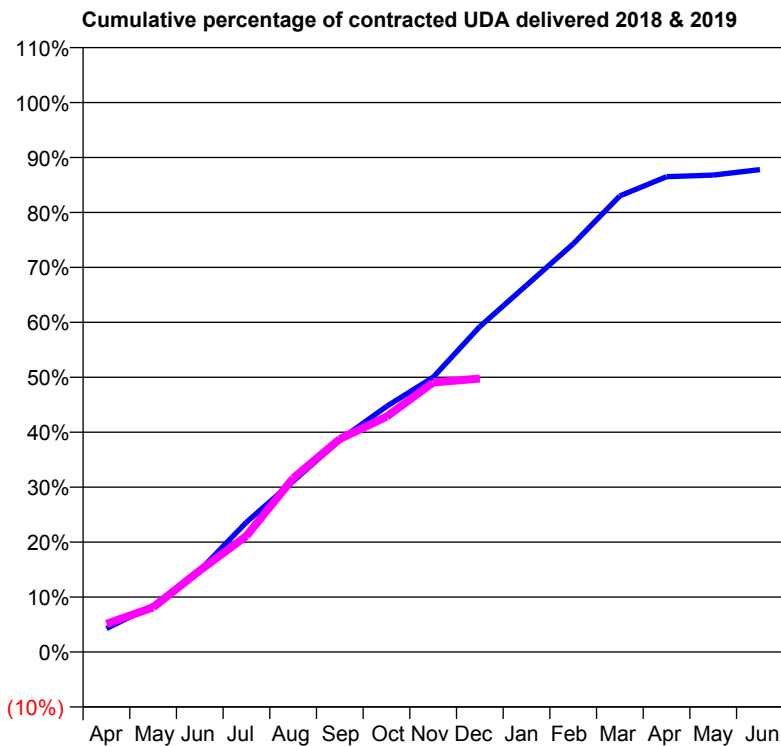
18/19 Contracted general activity (UDA)	1,700
Carry forward general activity (UDA)	0
18/19 Contracted orthodontic activity (UOA)	0
Carry forward orthodontic activity (UOA)	0
Baseline contract value	£43,858.95

ACCESS*

Patients seen in 24 months	Total	Change since previous quarter
Quarter ending December 2017	507	
Quarter ending March 2018	507	→
Quarter ending June 2018	499	↓
Quarter ending September 2018	489	↓
Quarter ending December 2018	471	↓
Variance since December 2017	(7.1%)	↓



ACTIVITY



Month	Adjusted Scheduled Activity (UDA)	
	2018	2019
April	73	87
May	143	138
June	252	252
July	402	359
August	528	538
September	656	659
October	760	728
November	850	834
December	1,007	846
January	1,135	
February	1,262	
March	1,411	
April	1,470	
May	1,475	
June	1,492	

QUALITY

	Quantity	Base Number	Contract	AT	Region	England
% of FP17s for the same patient ID Re-attending within 3 months - Children	71	513	13.8%	12.0%	12.3%	11.8%
% of FP17s for the same patient ID Re-attending within 3 months - Adults	23	120	19.2%	15.2%	15.8%	15.6%
% of FP17s for the same patient ID Re-attending between 3 & 9 months - Children	399	513	77.8%	58.4%	60.1%	58.8%
% of FP17s for the same patient ID Re-attending between 3 & 9 months - Adults	77	120	64.2%	51.4%	53.3%	51.0%
% of FP17s for Band 1 Urgent Courses	34	576	5.9%	10.7%	9.0%	9.0%
% of FP17s Relating to Free Repair or Replacements	0	576	0.0%	0.9%	1.0%	0.8%
% of FP17s Relating to Continuations	5	576	0.9%	0.9%	1.0%	0.9%
% of Patients satisfied with the dentistry they have received	0	0	N/A	94.5%	93.8%	93.2%
% of Patients satisfied with the time they had to wait for an appointment	0	0	N/A	86.4%	89.4%	88.3%

* This is based on patients treated on this contract for their most recent course of treatment. Figures in italics indicate the base number of FP17s or Patient Questionnaire responses are less than 100. N/A is shown where the base number of responses is less than 10 during the period. % is calculated as Quantity/Base number*100

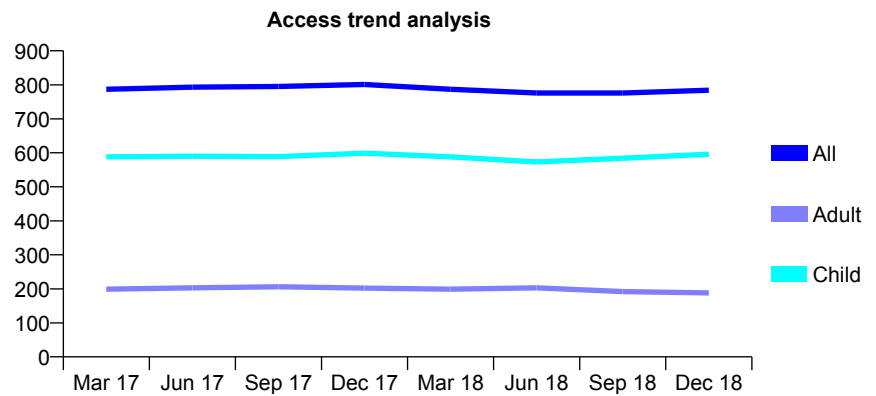
Q47 - Vital Signs At a Glance Contract Report for 134341/0001 - December 2018

Name or company name	The Macfarlane Dental Partnership
Contract type name	GDS Contract
Purpose of contract	General and Orthodontic
Contract start date	01/01/2012
Contract end date	

18/19 Contracted general activity (UDA)	1,926
Carry forward general activity (UDA)	-23
18/19 Contracted orthodontic activity (UOA)	618
Carry forward orthodontic activity (UOA)	0
Baseline contract value	£96,928.32

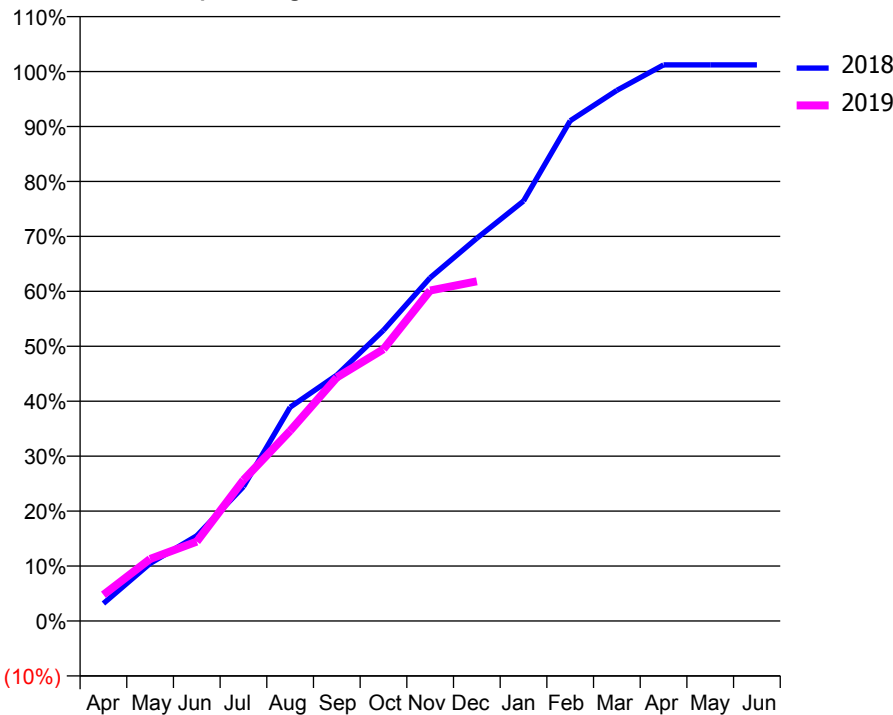
ACCESS*

Patients seen in 24 months	Total	Change since previous quarter
Quarter ending December 2017	801	
Quarter ending March 2018	787	↓
Quarter ending June 2018	776	↓
Quarter ending September 2018	776	→
Quarter ending December 2018	784	→
Variance since December 2017	(2.1%)	↓



ACTIVITY

Cumulative percentage of contracted UDA delivered 2018 & 2019



Month	Adjusted Scheduled Activity (UDA)	
	2018	2019
April	62	92
May	202	218
June	299	278
July	471	494
August	750	667
September	862	854
October	1,019	953
November	1,203	1,158
December	1,341	1,191
January	1,472	
February	1,753	
March	1,860	
April	1,949	
May	1,949	
June	1,949	

QUALITY

	Quantity	Base Number	Contract	AT	Region	England
% of FP17s for the same patient ID Re-attending within 3 months - Children	126	836	15.1%	12.0%	12.3%	11.8%
% of FP17s for the same patient ID Re-attending within 3 months - Adults	11	65	16.9%	15.2%	15.8%	15.6%
% of FP17s for the same patient ID Re-attending between 3 & 9 months - Children	534	836	63.9%	58.4%	60.1%	58.8%
% of FP17s for the same patient ID Re-attending between 3 & 9 months - Adults	43	65	66.2%	51.4%	53.3%	51.0%
% of FP17s for Band 1 Urgent Courses	53	798	6.6%	10.7%	9.0%	9.0%
% of FP17s Relating to Free Repair or Replacements	0	798	0.0%	0.9%	1.0%	0.8%
% of FP17s Relating to Continuations	17	798	2.1%	0.9%	1.0%	0.9%
% of Patients satisfied with the dentistry they have received	0	0	N/A	94.5%	93.8%	93.2%
% of Patients satisfied with the time they had to wait for an appointment	0	0	N/A	86.4%	89.4%	88.3%

* This is based on patients treated on this contract for their most recent course of treatment. Figures in italics indicate the base number of FP17s or Patient Questionnaire responses are less than 100. N/A is shown where the base number of responses is less than 10 during the period. % is calculated as Quantity/Base number*100

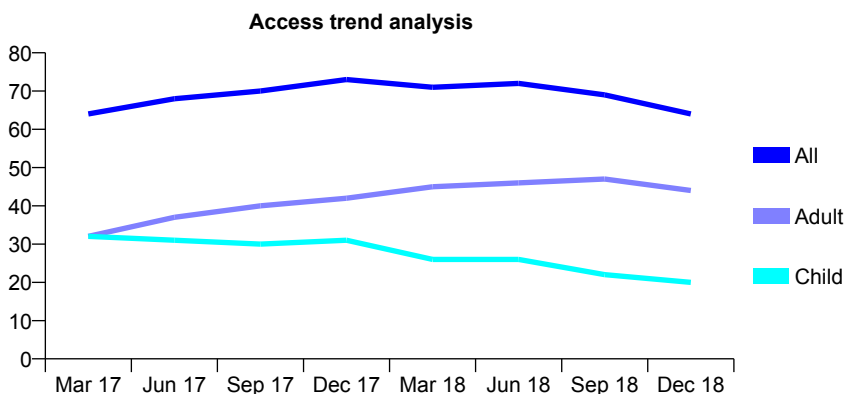
Q47 - Vital Signs At a Glance Contract Report for 135836/0001 - December 2018

Name or company name	N M Ward Associates Ltd
Contract type name	GDS Contract
Purpose of contract	General
Contract start date	01/12/2015
Contract end date	

18/19 Contracted general activity (UDA)	250
Carry forward general activity (UDA)	0
18/19 Contracted orthodontic activity (UOA)	0
Carry forward orthodontic activity (UOA)	0
Baseline contract value	£12,995.68

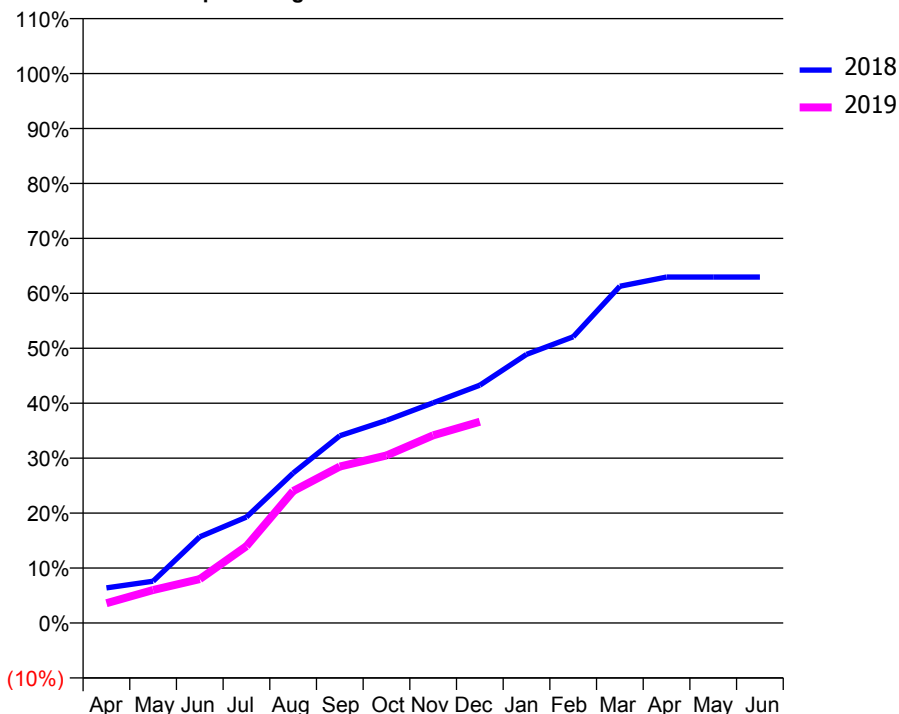
ACCESS*

Patients seen in 24 months	Total	Change since previous quarter
Quarter ending December 2017	73	
Quarter ending March 2018	71	↓
Quarter ending June 2018	72	→
Quarter ending September 2018	69	↓
Quarter ending December 2018	64	↓
Variance since December 2017	(12.3%)	↓



ACTIVITY

Cumulative percentage of contracted UDA delivered 2018 & 2019



Adjusted Scheduled Activity (UDA)

Month	2018	2019
April	16	9
May	19	15
June	39	20
July	48	35
August	68	60
September	85	71
October	92	76
November	100	85
December	108	92
January	122	
February	130	
March	153	
April	157	
May	157	
June	157	

QUALITY

	Quantity	Base Number	Contract	AT	Region	England
% of FP17s for the same patient ID Re-attending within 3 months - Children	3	28	10.7%	12.0%	12.3%	11.8%
% of FP17s for the same patient ID Re-attending within 3 months - Adults	3	40	7.5%	15.2%	15.8%	15.6%
% of FP17s for the same patient ID Re-attending between 3 & 9 months - Children	20	28	71.4%	58.4%	60.1%	58.8%
% of FP17s for the same patient ID Re-attending between 3 & 9 months - Adults	31	40	77.5%	51.4%	53.3%	51.0%
% of FP17s for Band 1 Urgent Courses	3	63	4.8%	10.7%	9.0%	9.0%
% of FP17s Relating to Free Repair or Replacements	0	63	0.0%	0.9%	1.0%	0.8%
% of FP17s Relating to Continuations	0	63	0.0%	0.9%	1.0%	0.9%
% of Patients satisfied with the dentistry they have received	0	0	N/A	94.5%	93.8%	93.2%
% of Patients satisfied with the time they had to wait for an appointment	0	0	N/A	86.4%	89.4%	88.3%

* This is based on patients treated on this contract for their most recent course of treatment. Figures in italics indicate the base number of FP17s or Patient Questionnaire responses are less than 100. N/A is shown where the base number of responses is less than 10 during the period. % is calculated as Quantity/Base number*100

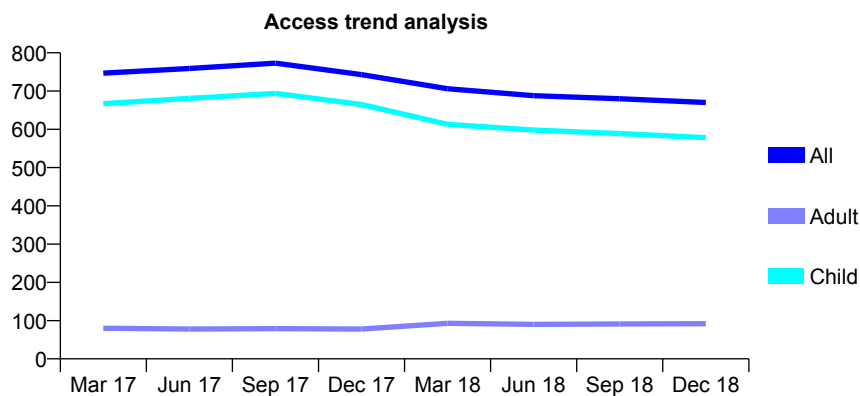
Q47 - Vital Signs At a Glance Contract Report for 137162/0001 - December 2018

Name or company name	Oakland Family Dental Practice
Contract type name	GDS Contract
Purpose of contract	General and Orthodontic
Contract start date	01/04/2014
Contract end date	

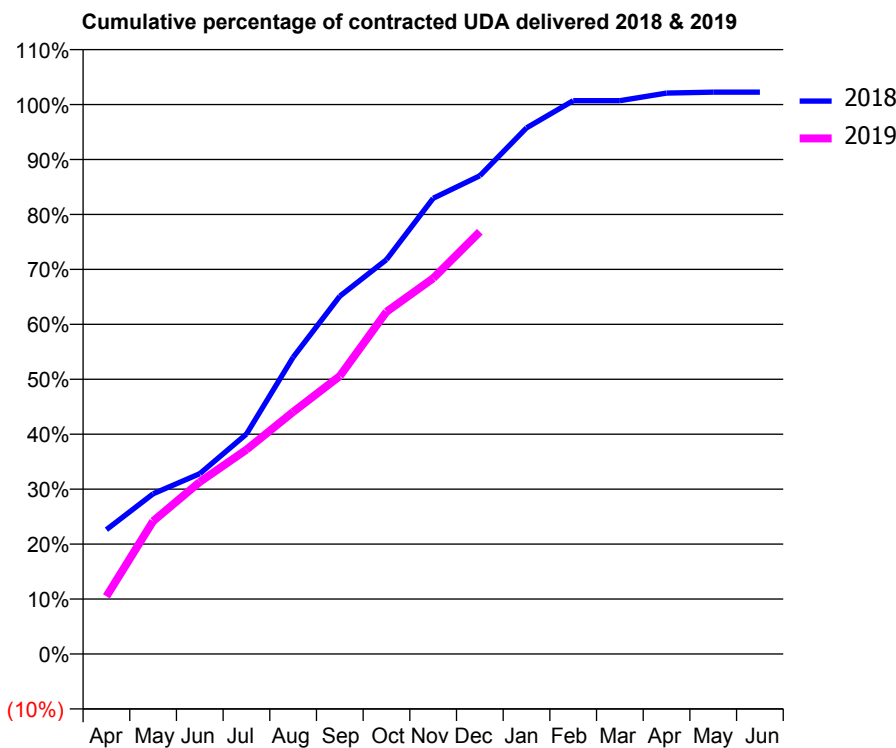
18/19 Contracted general activity (UDA)	1,800
Carry forward general activity (UDA)	-36
18/19 Contracted orthodontic activity (UOA)	877
Carry forward orthodontic activity (UOA)	0
Baseline contract value	£106,440.69

ACCESS*

Patients seen in 24 months	Total	Change since previous quarter
Quarter ending December 2017	743	
Quarter ending March 2018	706	↓
Quarter ending June 2018	688	↓
Quarter ending September 2018	680	↓
Quarter ending December 2018	670	↓
Variance since December 2017	(9.8%)	↓



ACTIVITY



Month	Adjusted Scheduled Activity (UDA)	
	2018	2019
April	407	189
May	525	435
June	591	564
July	720	669
August	972	793
September	1,172	911
October	1,292	1,121
November	1,493	1,231
December	1,567	1,383
January	1,723	
February	1,812	
March	1,812	
April	1,838	
May	1,841	
June	1,841	

QUALITY

	Quantity	Base Number	Contract	AT	Region	England
% of FP17s for the same patient ID Re-attending within 3 months - Children	124	1,018	12.2%	12.0%	12.3%	11.8%
% of FP17s for the same patient ID Re-attending within 3 months - Adults	4	45	8.9%	15.2%	15.8%	15.6%
% of FP17s for the same patient ID Re-attending between 3 & 9 months - Children	690	1,018	67.8%	58.4%	60.1%	58.8%
% of FP17s for the same patient ID Re-attending between 3 & 9 months - Adults	27	45	60.0%	51.4%	53.3%	51.0%
% of FP17s for Band 1 Urgent Courses	40	967	4.1%	10.7%	9.0%	9.0%
% of FP17s Relating to Free Repair or Replacements	0	967	0.0%	0.9%	1.0%	0.8%
% of FP17s Relating to Continuations	0	967	0.0%	0.9%	1.0%	0.9%
% of Patients satisfied with the dentistry they have received	0	0	N/A	94.5%	93.8%	93.2%
% of Patients satisfied with the time they had to wait for an appointment	0	0	N/A	86.4%	89.4%	88.3%

* This is based on patients treated on this contract for their most recent course of treatment. Figures in italics indicate the base number of FP17s or Patient Questionnaire responses are less than 100. N/A is shown where the base number of responses is less than 10 during the period. % is calculated as Quantity/Base number*100

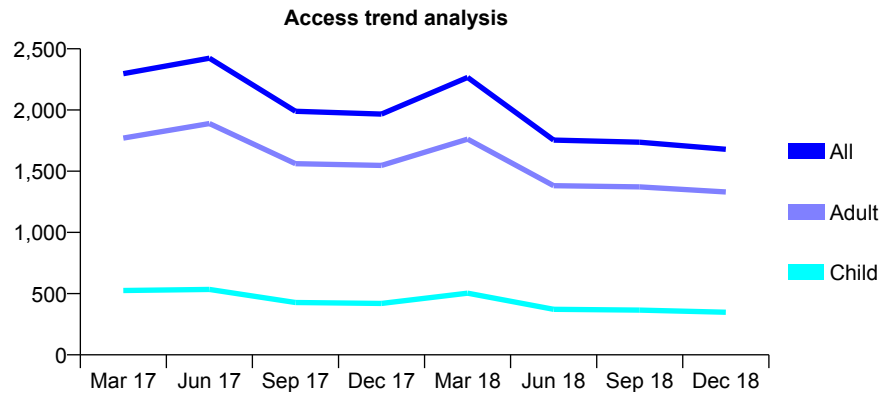
Q47 - Vital Signs At a Glance Contract Report for 138576/0001 - December 2018

Name or company name	Dr J A Richards Limited
Contract type name	GDS Contract
Purpose of contract	General
Contract start date	01/04/2009
Contract end date	

18/19 Contracted general activity (UDA)	7,000
Carry forward general activity (UDA)	0
18/19 Contracted orthodontic activity (UOA)	0
Carry forward orthodontic activity (UOA)	0
Baseline contract value	£170,209.45

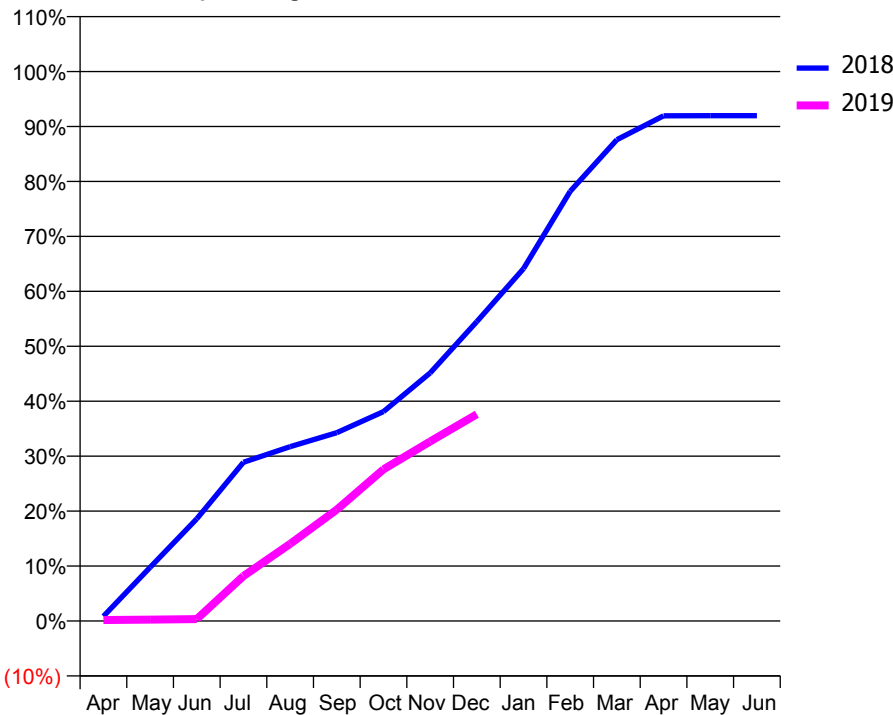
ACCESS*

Patients seen in 24 months	Total	Change since previous quarter
Quarter ending December 2017	1,967	
Quarter ending March 2018	2,266	↑
Quarter ending June 2018	1,754	↓
Quarter ending September 2018	1,737	→
Quarter ending December 2018	1,679	↓
Variance since December 2017	(14.6%)	↓



ACTIVITY

Cumulative percentage of contracted UDA delivered 2018 & 2019



Month	Adjusted Scheduled Activity (UDA)	
	2018	2019
April	61	12
May	684	18
June	1,303	25
July	2,022	573
August	2,221	982
September	2,399	1,419
October	2,667	1,932
November	3,161	2,287
December	3,814	2,634
January	4,489	
February	5,474	
March	6,132	
April	6,435	
May	6,437	
June	6,437	

QUALITY

	Quantity	Base Number	Contract	AT	Region	England
% of FP17s for the same patient ID Re-attending within 3 months - Children	9	347	2.6%	12.0%	12.3%	11.8%
% of FP17s for the same patient ID Re-attending within 3 months - Adults	114	1,201	9.5%	15.2%	15.8%	15.6%
% of FP17s for the same patient ID Re-attending between 3 & 9 months - Children	230	347	66.3%	58.4%	60.1%	58.8%
% of FP17s for the same patient ID Re-attending between 3 & 9 months - Adults	520	1,201	43.3%	51.4%	53.3%	51.0%
% of FP17s for Band 1 Urgent Courses	101	1,416	7.1%	10.7%	9.0%	9.0%
% of FP17s Relating to Free Repair or Replacements	20	1,416	1.4%	0.9%	1.0%	0.8%
% of FP17s Relating to Continuations	17	1,416	1.2%	0.9%	1.0%	0.9%
% of Patients satisfied with the dentistry they have received	3	3	N/A	94.5%	93.8%	93.2%
% of Patients satisfied with the time they had to wait for an appointment	3	3	N/A	86.4%	89.4%	88.3%

* This is based on patients treated on this contract for their most recent course of treatment. Figures in italics indicate the base number of FP17s or Patient Questionnaire responses are less than 100. N/A is shown where the base number of responses is less than 10 during the period. % is calculated as Quantity/Base number*100

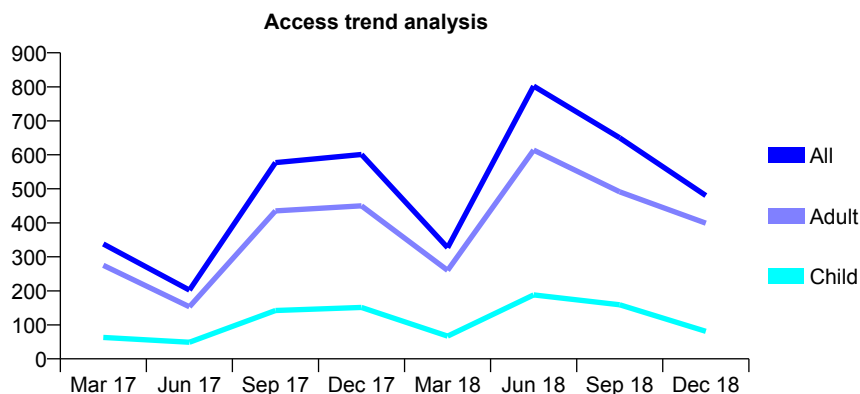
Q47 - Vital Signs At a Glance Contract Report for 138576/0002 - December 2018

Name or company name	Dr J A Richards Limited
Contract type name	GDS Contract
Purpose of contract	General
Contract start date	01/04/2009
Contract end date	

18/19 Contracted general activity (UDA)	1,350
Carry forward general activity (UDA)	47
18/19 Contracted orthodontic activity (UOA)	0
Carry forward orthodontic activity (UOA)	0
Baseline contract value	£36,169.51

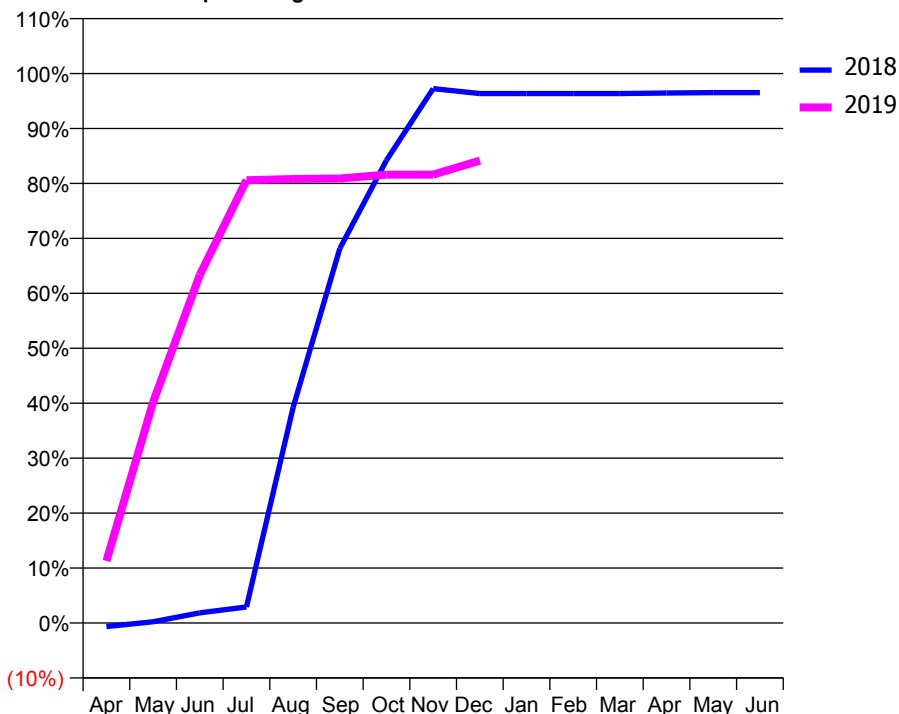
ACCESS*

Patients seen in 24 months	Total	Change since previous quarter
Quarter ending December 2017	601	
Quarter ending March 2018	327	↓
Quarter ending June 2018	802	↑
Quarter ending September 2018	650	↓
Quarter ending December 2018	480	↓
Variance since December 2017	(20.1%)	↓



ACTIVITY

Cumulative percentage of contracted UDA delivered 2018 & 2019



Month	Adjusted Scheduled Activity (UDA)	
	2018	2019
April	-9	152
May	3	543
June	25	855
July	39	1,088
August	530	1,091
September	920	1,092
October	1,137	1,102
November	1,313	1,102
December	1,301	1,136
January	1,301	
February	1,301	
March	1,301	
April	1,302	
May	1,303	
June	1,303	

QUALITY

	Quantity	Base Number	Contract	AT	Region	England
% of FP17s for the same patient ID Re-attending within 3 months - Children	6	178	3.4%	12.0%	12.3%	11.8%
% of FP17s for the same patient ID Re-attending within 3 months - Adults	16	556	2.9%	15.2%	15.8%	15.6%
% of FP17s for the same patient ID Re-attending between 3 & 9 months - Children	32	178	18.0%	58.4%	60.1%	58.8%
% of FP17s for the same patient ID Re-attending between 3 & 9 months - Adults	80	556	14.4%	51.4%	53.3%	51.0%
% of FP17s for Band 1 Urgent Courses	70	731	9.6%	10.7%	9.0%	9.0%
% of FP17s Relating to Free Repair or Replacements	5	731	0.7%	0.9%	1.0%	0.8%
% of FP17s Relating to Continuations	4	731	0.5%	0.9%	1.0%	0.9%
% of Patients satisfied with the dentistry they have received	1	1	N/A	94.5%	93.8%	93.2%
% of Patients satisfied with the time they had to wait for an appointment	0	1	N/A	86.4%	89.4%	88.3%

* This is based on patients treated on this contract for their most recent course of treatment. Figures in italics indicate the base number of FP17s or Patient Questionnaire responses are less than 100. N/A is shown where the base number of responses is less than 10 during the period. % is calculated as Quantity/Base number*100

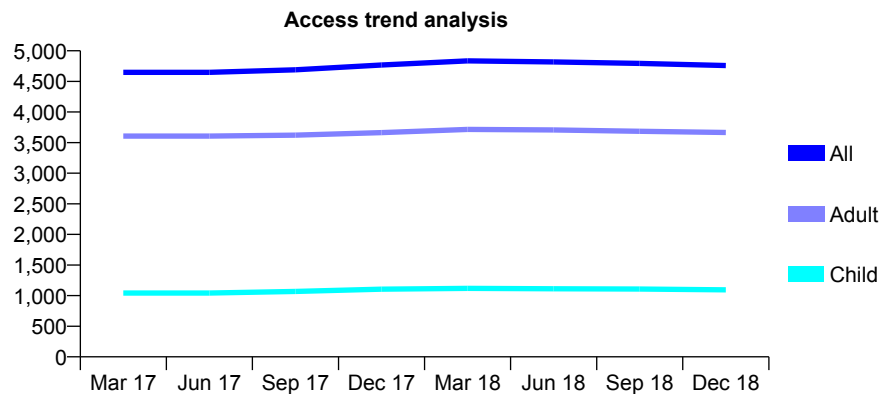
Q47 - Vital Signs At a Glance Contract Report for 140104/0001 - December 2018

Name or company name	York Dental Practice
Contract type name	GDS Contract
Purpose of contract	General
Contract start date	01/04/2013
Contract end date	

18/19 Contracted general activity (UDA)	13,865
Carry forward general activity (UDA)	150
18/19 Contracted orthodontic activity (UOA)	0
Carry forward orthodontic activity (UOA)	0
Baseline contract value	£408,398.81

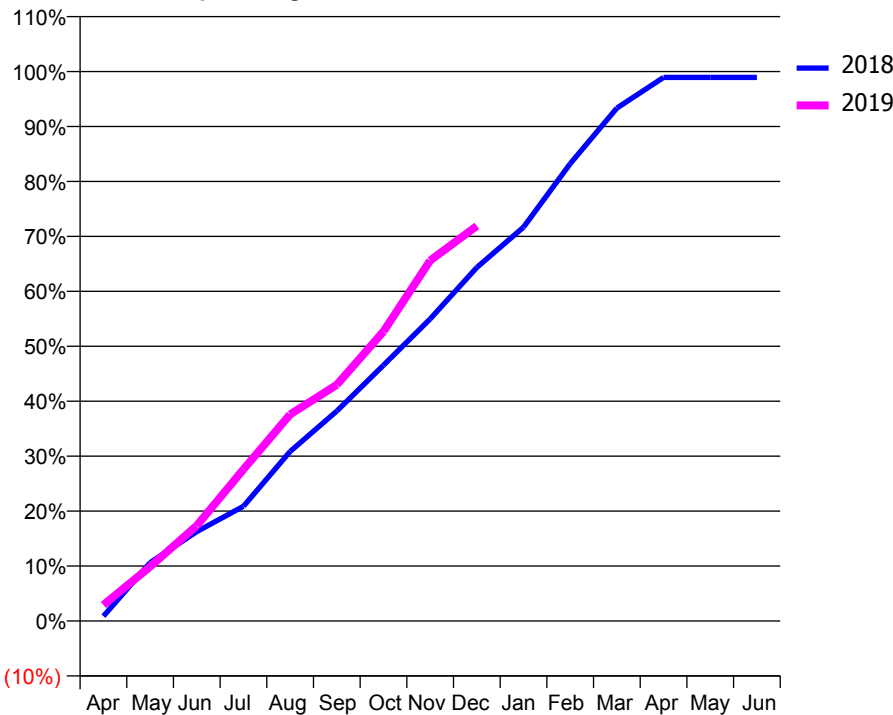
ACCESS*

Patients seen in 24 months	Total	Change since previous quarter
Quarter ending December 2017	4,769	
Quarter ending March 2018	4,835	→
Quarter ending June 2018	4,819	→
Quarter ending September 2018	4,794	→
Quarter ending December 2018	4,759	→
Variance since December 2017	(0.2%)	→



ACTIVITY

Cumulative percentage of contracted UDA delivered 2018 & 2019



Month	Adjusted Scheduled Activity (UDA)	
	2018	2019
April	123	405
May	1,473	1,370
June	2,257	2,406
July	2,895	3,829
August	4,278	5,212
September	5,298	5,960
October	6,454	7,306
November	7,623	9,097
December	8,921	9,966
January	9,939	
February	11,540	
March	12,943	
April	13,717	
May	13,715	
June	13,715	

QUALITY

	Quantity	Base Number	Contract	AT	Region	England
% of FP17s for the same patient ID Re-attending within 3 months - Children	139	1,235	11.3%	12.0%	12.3%	11.8%
% of FP17s for the same patient ID Re-attending within 3 months - Adults	518	3,931	13.2%	15.2%	15.8%	15.6%
% of FP17s for the same patient ID Re-attending between 3 & 9 months - Children	722	1,235	58.5%	58.4%	60.1%	58.8%
% of FP17s for the same patient ID Re-attending between 3 & 9 months - Adults	2,349	3,931	59.8%	51.4%	53.3%	51.0%
% of FP17s for Band 1 Urgent Courses	337	4,867	6.9%	10.7%	9.0%	9.0%
% of FP17s Relating to Free Repair or Replacements	52	4,867	1.1%	0.9%	1.0%	0.8%
% of FP17s Relating to Continuations	19	4,867	0.4%	0.9%	1.0%	0.9%
% of Patients satisfied with the dentistry they have received	5	6	N/A	94.5%	93.8%	93.2%
% of Patients satisfied with the time they had to wait for an appointment	3	6	N/A	86.4%	89.4%	88.3%

* This is based on patients treated on this contract for their most recent course of treatment. Figures in italics indicate the base number of FP17s or Patient Questionnaire responses are less than 100. N/A is shown where the base number of responses is less than 10 during the period. % is calculated as Quantity/Base number*100

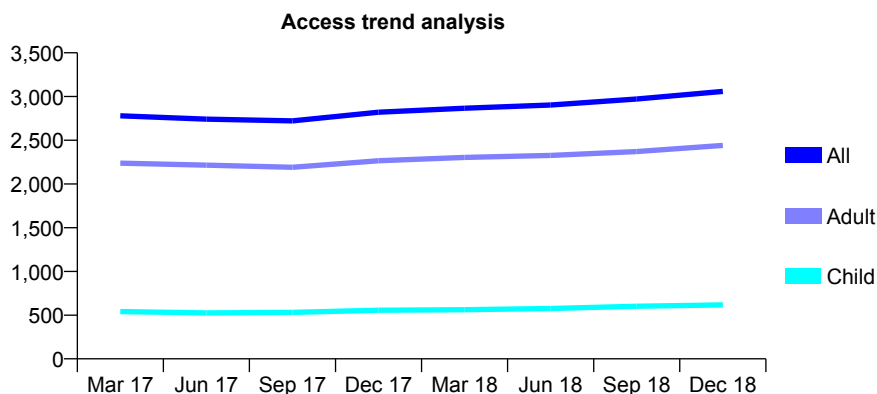
Q47 - Vital Signs At a Glance Contract Report for 141674/0001 - December 2018

Name or company name	Aesthetic Dental Solutions
Contract type name	GDS Contract
Purpose of contract	General
Contract start date	18/11/2009
Contract end date	

18/19 Contracted general activity (UDA)	9,841
Carry forward general activity (UDA)	-196
18/19 Contracted orthodontic activity (UOA)	0
Carry forward orthodontic activity (UOA)	0
Baseline contract value	£251,206.31

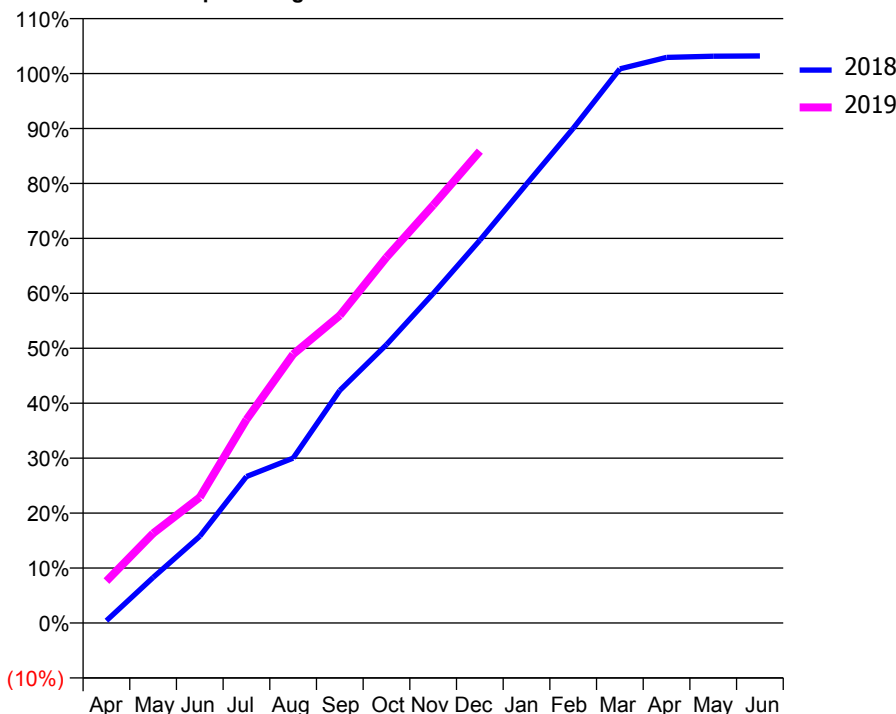
ACCESS*

Patients seen in 24 months	Total	Change since previous quarter
Quarter ending December 2017	2,821	
Quarter ending March 2018	2,866	→
Quarter ending June 2018	2,903	→
Quarter ending September 2018	2,972	↑
Quarter ending December 2018	3,058	↑
Variance since December 2017	8.4%	↑



ACTIVITY

Cumulative percentage of contracted UDA delivered 2018 & 2019



Month	Adjusted Scheduled Activity (UDA)	
	2018	2019
April	43	751
May	815	1,607
June	1,553	2,250
July	2,624	3,643
August	2,953	4,812
September	4,166	5,507
October	4,986	6,549
November	5,899	7,482
December	6,856	8,449
January	7,860	
February	8,858	
March	9,923	
April	10,128	
May	10,151	
June	10,154	

QUALITY

	Quantity	Base Number	Contract	AT	Region	England
% of FP17s for the same patient ID Re-attending within 3 months - Children	55	753	7.3%	12.0%	12.3%	11.8%
% of FP17s for the same patient ID Re-attending within 3 months - Adults	366	2,630	13.9%	15.2%	15.8%	15.6%
% of FP17s for the same patient ID Re-attending between 3 & 9 months - Children	468	753	62.2%	58.4%	60.1%	58.8%
% of FP17s for the same patient ID Re-attending between 3 & 9 months - Adults	1,534	2,630	58.3%	51.4%	53.3%	51.0%
% of FP17s for Band 1 Urgent Courses	208	3,276	6.3%	10.7%	9.0%	9.0%
% of FP17s Relating to Free Repair or Replacements	39	3,276	1.2%	0.9%	1.0%	0.8%
% of FP17s Relating to Continuations	5	3,276	0.2%	0.9%	1.0%	0.9%
% of Patients satisfied with the dentistry they have received	2	2	N/A	94.5%	93.8%	93.2%
% of Patients satisfied with the time they had to wait for an appointment	2	2	N/A	86.4%	89.4%	88.3%

* This is based on patients treated on this contract for their most recent course of treatment. Figures in italics indicate the base number of FP17s or Patient Questionnaire responses are less than 100. N/A is shown where the base number of responses is less than 10 during the period. % is calculated as Quantity/Base number*100

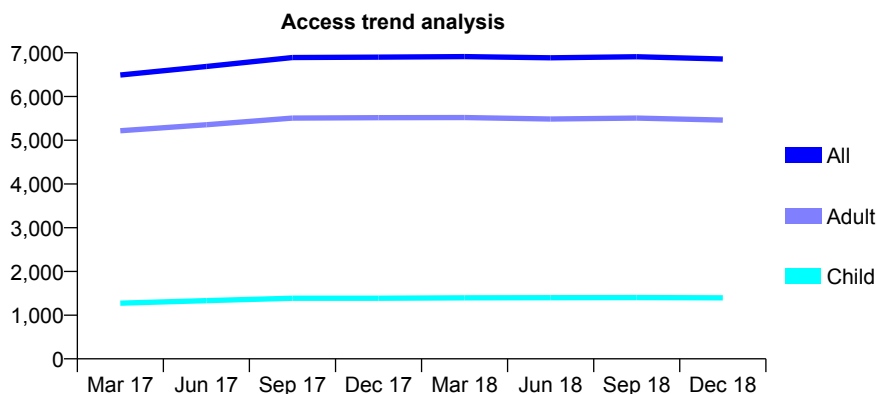
Q47 - Vital Signs At a Glance Contract Report for 144835/0001 - December 2018

Name or company name	Skipton Road Dental Practice
Contract type name	Pilot Contract
Purpose of contract	General
Contract start date	01/04/2013
Contract end date	

18/19 Contracted general activity (UDA)	22,500
Carry forward general activity (UDA)	0
18/19 Contracted orthodontic activity (UOA)	0
Carry forward orthodontic activity (UOA)	0
Baseline contract value	£763,271.92

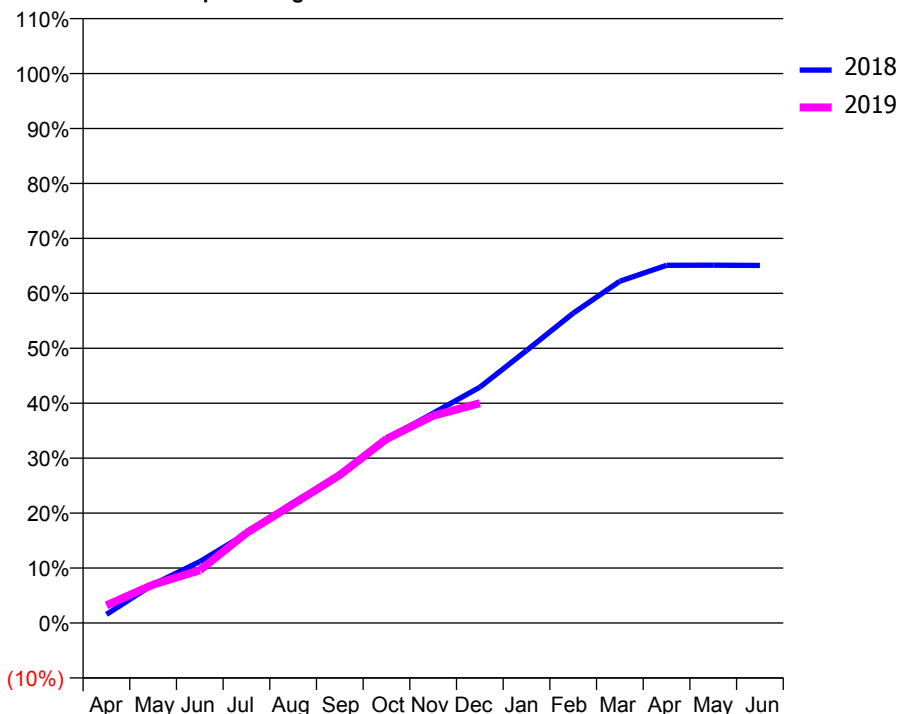
ACCESS*

Patients seen in 24 months	Total	Change since previous quarter
Quarter ending December 2017	6,902	
Quarter ending March 2018	6,914	→
Quarter ending June 2018	6,885	→
Quarter ending September 2018	6,909	→
Quarter ending December 2018	6,857	→
Variance since December 2017	(0.7%)	→



ACTIVITY

Cumulative percentage of contracted UDA delivered 2018 & 2019



Month	Adjusted Scheduled Activity (UDA)	
	2018	2019
April	354	722
May	1,580	1,573
June	2,516	2,157
July	3,664	3,686
August	4,931	4,867
September	6,013	6,065
October	7,537	7,536
November	8,592	8,490
December	9,655	9,000
January	11,156	
February	12,686	
March	13,998	
April	14,646	
May	14,651	
June	14,641	

QUALITY

	Quantity	Base Number	Contract	AT	Region	England
% of FP17s for the same patient ID Re-attending within 3 months - Children	93	1,335	7.0%	12.0%	12.3%	11.8%
% of FP17s for the same patient ID Re-attending within 3 months - Adults	656	4,485	14.6%	15.2%	15.8%	15.6%
% of FP17s for the same patient ID Re-attending between 3 & 9 months - Children	638	1,335	47.8%	58.4%	60.1%	58.8%
% of FP17s for the same patient ID Re-attending between 3 & 9 months - Adults	1,348	4,485	30.1%	51.4%	53.3%	51.0%
% of FP17s for Band 1 Urgent Courses	546	4,707	11.6%	10.7%	9.0%	9.0%
% of FP17s Relating to Free Repair or Replacements	22	4,707	0.5%	0.9%	1.0%	0.8%
% of FP17s Relating to Continuations	4	4,707	0.1%	0.9%	1.0%	0.9%
% of Patients satisfied with the dentistry they have received	2	2	N/A	94.5%	93.8%	93.2%
% of Patients satisfied with the time they had to wait for an appointment	2	2	N/A	86.4%	89.4%	88.3%

* This is based on patients treated on this contract for their most recent course of treatment. Figures in italics indicate the base number of FP17s or Patient Questionnaire responses are less than 100. N/A is shown where the base number of responses is less than 10 during the period. % is calculated as Quantity/Base number*100

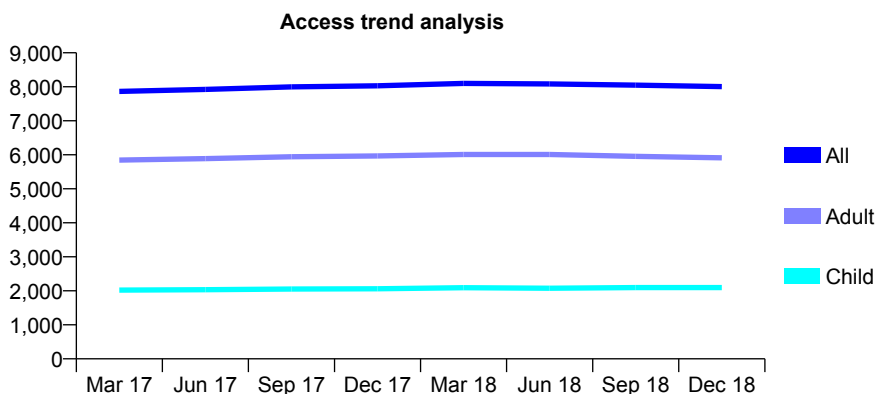
Q47 - Vital Signs At a Glance Contract Report for 145432/0001 - December 2018

Name or company name	Oaklands Dental Surgery
Contract type name	GDS Contract
Purpose of contract	General
Contract start date	01/11/2013
Contract end date	

18/19 Contracted general activity (UDA)	26,088
Carry forward general activity (UDA)	-11
18/19 Contracted orthodontic activity (UOA)	0
Carry forward orthodontic activity (UOA)	0
Baseline contract value	£799,706.48

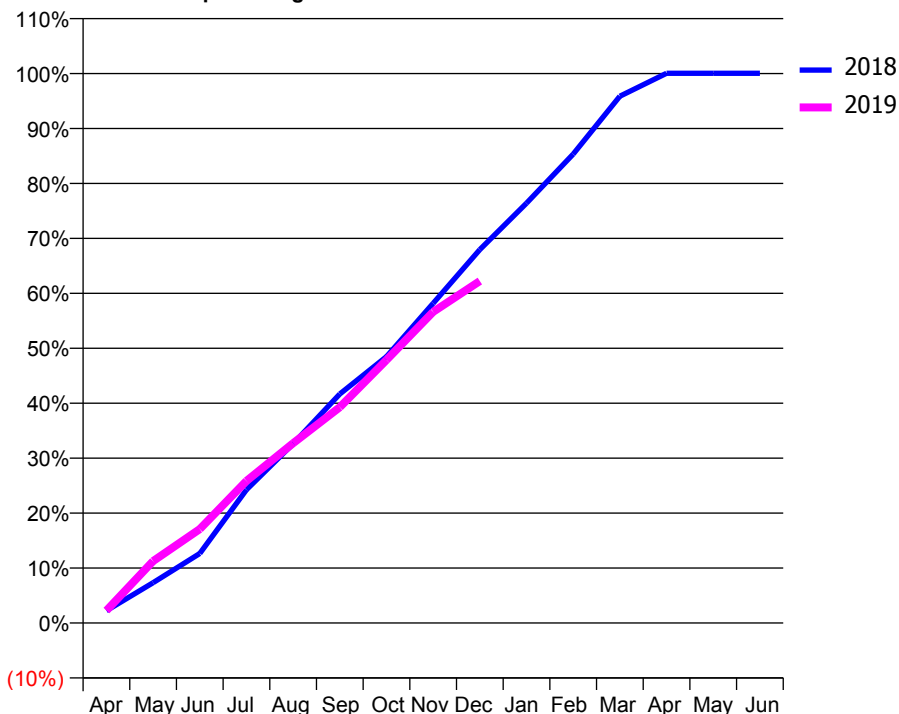
ACCESS*

Patients seen in 24 months	Total	Change since previous quarter
Quarter ending December 2017	8,028	
Quarter ending March 2018	8,101	→
Quarter ending June 2018	8,085	→
Quarter ending September 2018	8,049	→
Quarter ending December 2018	8,006	→
Variance since December 2017	(0.3%)	→



ACTIVITY

Cumulative percentage of contracted UDA delivered 2018 & 2019



Month	2018	2019
April	585	589
May	1,914	2,943
June	3,301	4,460
July	6,330	6,745
August	8,509	8,537
September	10,874	10,249
October	12,646	12,490
November	15,175	14,772
December	17,732	16,234
January	19,932	
February	22,262	
March	25,008	
April	26,096	
May	26,100	
June	26,099	

QUALITY

	Quantity	Base Number	Contract	AT	Region	England
% of FP17s for the same patient ID Re-attending within 3 months - Children	214	2,665	8.0%	12.0%	12.3%	11.8%
% of FP17s for the same patient ID Re-attending within 3 months - Adults	711	7,078	10.0%	15.2%	15.8%	15.6%
% of FP17s for the same patient ID Re-attending between 3 & 9 months - Children	2,051	2,665	77.0%	58.4%	60.1%	58.8%
% of FP17s for the same patient ID Re-attending between 3 & 9 months - Adults	5,282	7,078	74.6%	51.4%	53.3%	51.0%
% of FP17s for Band 1 Urgent Courses	278	9,256	3.0%	10.7%	9.0%	9.0%
% of FP17s Relating to Free Repair or Replacements	18	9,256	0.2%	0.9%	1.0%	0.8%
% of FP17s Relating to Continuations	165	9,256	1.8%	0.9%	1.0%	0.9%
% of Patients satisfied with the dentistry they have received	7	7	N/A	94.5%	93.8%	93.2%
% of Patients satisfied with the time they had to wait for an appointment	7	7	N/A	86.4%	89.4%	88.3%

* This is based on patients treated on this contract for their most recent course of treatment. Figures in italics indicate the base number of FP17s or Patient Questionnaire responses are less than 100. N/A is shown where the base number of responses is less than 10 during the period. % is calculated as Quantity/Base number*100

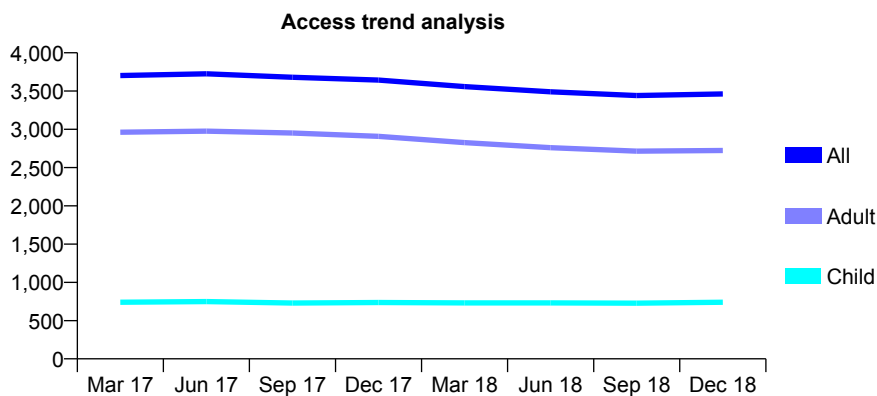
Q47 - Vital Signs At a Glance Contract Report for 146412/0001 - December 2018

Name or company name	Taghi Khodarahmi
Contract type name	GDS Contract
Purpose of contract	General
Contract start date	01/04/2015
Contract end date	

18/19 Contracted general activity (UDA)	12,500
Carry forward general activity (UDA)	-62
18/19 Contracted orthodontic activity (UOA)	0
Carry forward orthodontic activity (UOA)	0
Baseline contract value	£277,842.10

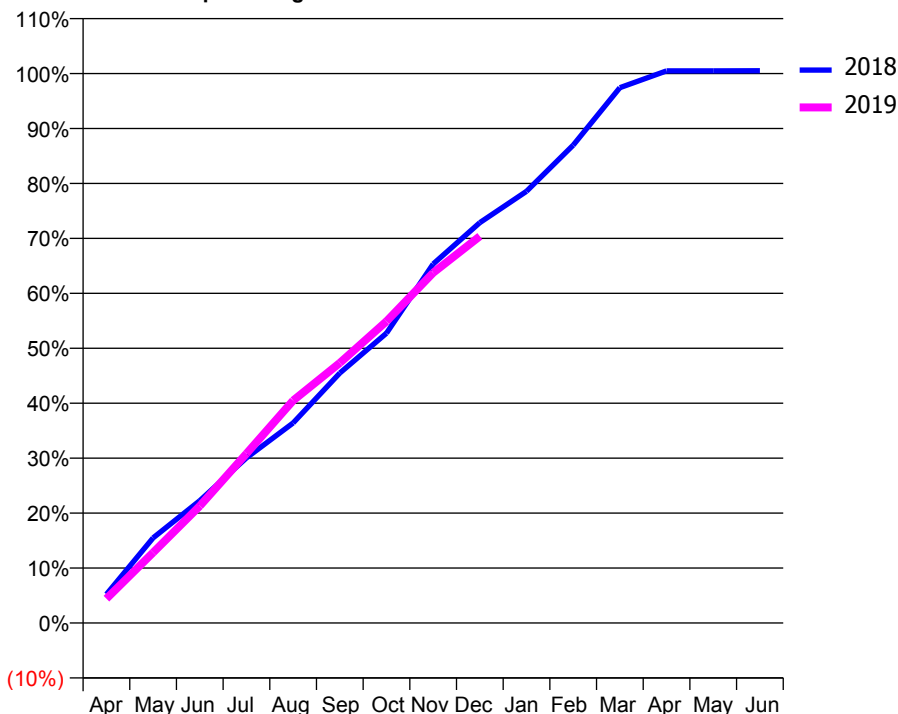
ACCESS*

Patients seen in 24 months	Total	Change since previous quarter
Quarter ending December 2017	3,644	
Quarter ending March 2018	3,558	↓
Quarter ending June 2018	3,491	↓
Quarter ending September 2018	3,442	↓
Quarter ending December 2018	3,462	→
Variance since December 2017	(5.0%)	↓



ACTIVITY

Cumulative percentage of contracted UDA delivered 2018 & 2019



Month	Adjusted Scheduled Activity (UDA)	
	2018	2019
April	654	554
May	1,938	1,604
June	2,784	2,663
July	3,757	3,853
August	4,551	5,062
September	5,685	5,917
October	6,593	6,863
November	8,167	7,968
December	9,108	8,798
January	9,822	
February	10,870	
March	12,178	
April	12,558	
May	12,559	
June	12,562	

QUALITY

	Quantity	Base Number	Contract	AT	Region	England
% of FP17s for the same patient ID Re-attending within 3 months - Children	32	863	3.7%	12.0%	12.3%	11.8%
% of FP17s for the same patient ID Re-attending within 3 months - Adults	309	3,097	10.0%	15.2%	15.8%	15.6%
% of FP17s for the same patient ID Re-attending between 3 & 9 months - Children	602	863	69.8%	58.4%	60.1%	58.8%
% of FP17s for the same patient ID Re-attending between 3 & 9 months - Adults	2,102	3,097	67.9%	51.4%	53.3%	51.0%
% of FP17s for Band 1 Urgent Courses	228	3,801	6.0%	10.7%	9.0%	9.0%
% of FP17s Relating to Free Repair or Replacements	10	3,801	0.3%	0.9%	1.0%	0.8%
% of FP17s Relating to Continuations	14	3,801	0.4%	0.9%	1.0%	0.9%
% of Patients satisfied with the dentistry they have received	3	3	N/A	94.5%	93.8%	93.2%
% of Patients satisfied with the time they had to wait for an appointment	3	3	N/A	86.4%	89.4%	88.3%

* This is based on patients treated on this contract for their most recent course of treatment. Figures in italics indicate the base number of FP17s or Patient Questionnaire responses are less than 100. N/A is shown where the base number of responses is less than 10 during the period. % is calculated as Quantity/Base number*100

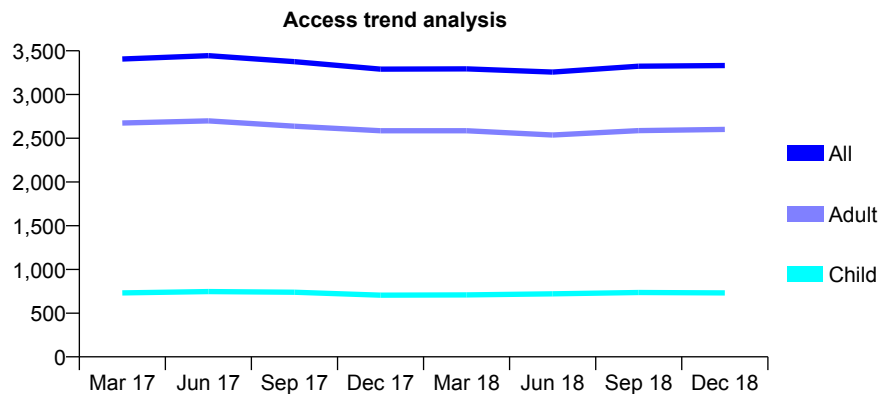
Q47 - Vital Signs At a Glance Contract Report for 147125/0001 - December 2018

Name or company name	Piotr Drozynski and Grazyna Barbara Droz
Contract type name	GDS Contract
Purpose of contract	General
Contract start date	07/12/2008
Contract end date	

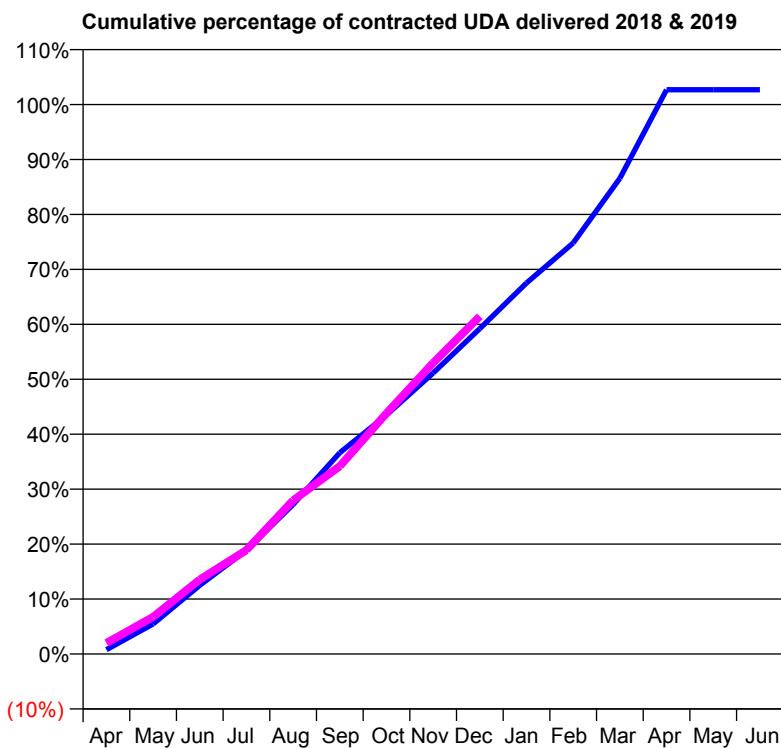
18/19 Contracted general activity (UDA)	12,076
Carry forward general activity (UDA)	-242
18/19 Contracted orthodontic activity (UOA)	0
Carry forward orthodontic activity (UOA)	0
Baseline contract value	£373,430.73

ACCESS*

Patients seen in 24 months	Total	Change since previous quarter
Quarter ending December 2017	3,290	
Quarter ending March 2018	3,294	→
Quarter ending June 2018	3,257	↓
Quarter ending September 2018	3,324	↑
Quarter ending December 2018	3,332	→
Variance since December 2017	1.3%	→



ACTIVITY



Month	Adjusted Scheduled Activity (UDA)	
	2018	2019
April	96	242
May	660	816
June	1,511	1,637
July	2,280	2,285
August	3,287	3,378
September	4,422	4,128
October	5,254	5,290
November	6,176	6,398
December	7,150	7,421
January	8,155	
February	9,033	
March	10,455	
April	12,400	
May	12,400	
June	12,400	

QUALITY

	Quantity	Base Number	Contract	AT	Region	England
% of FP17s for the same patient ID Re-attending within 3 months - Children	113	960	11.8%	12.0%	12.3%	11.8%
% of FP17s for the same patient ID Re-attending within 3 months - Adults	617	3,514	17.6%	15.2%	15.8%	15.6%
% of FP17s for the same patient ID Re-attending between 3 & 9 months - Children	550	960	57.3%	58.4%	60.1%	58.8%
% of FP17s for the same patient ID Re-attending between 3 & 9 months - Adults	2,096	3,514	59.6%	51.4%	53.3%	51.0%
% of FP17s for Band 1 Urgent Courses	392	3,743	10.5%	10.7%	9.0%	9.0%
% of FP17s Relating to Free Repair or Replacements	8	3,743	0.2%	0.9%	1.0%	0.8%
% of FP17s Relating to Continuations	54	3,743	1.4%	0.9%	1.0%	0.9%
% of Patients satisfied with the dentistry they have received	1	1	N/A	94.5%	93.8%	93.2%
% of Patients satisfied with the time they had to wait for an appointment	1	1	N/A	86.4%	89.4%	88.3%

* This is based on patients treated on this contract for their most recent course of treatment. Figures in italics indicate the base number of FP17s or Patient Questionnaire responses are less than 100. N/A is shown where the base number of responses is less than 10 during the period. % is calculated as Quantity/Base number*100

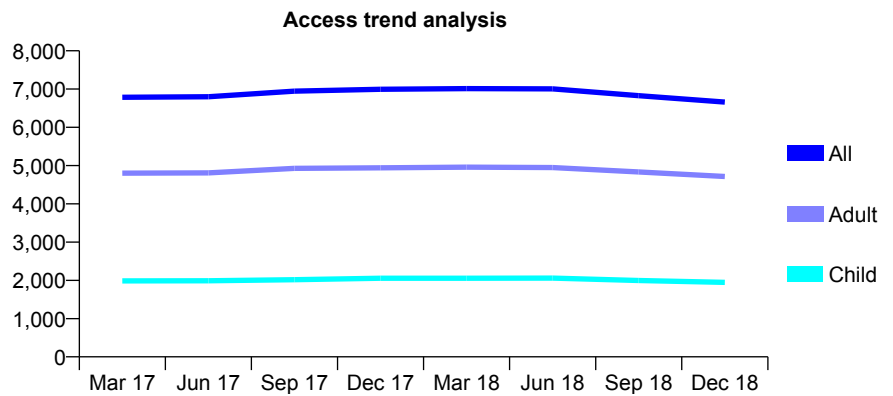
Q47 - Vital Signs At a Glance Contract Report for 148253/0001 - December 2018

Name or company name	Haslingden Dental Practice Partnership
Contract type name	GDS Contract
Purpose of contract	General
Contract start date	01/12/2009
Contract end date	

18/19 Contracted general activity (UDA)	21,743
Carry forward general activity (UDA)	260
18/19 Contracted orthodontic activity (UOA)	0
Carry forward orthodontic activity (UOA)	0
Baseline contract value	£533,506.24

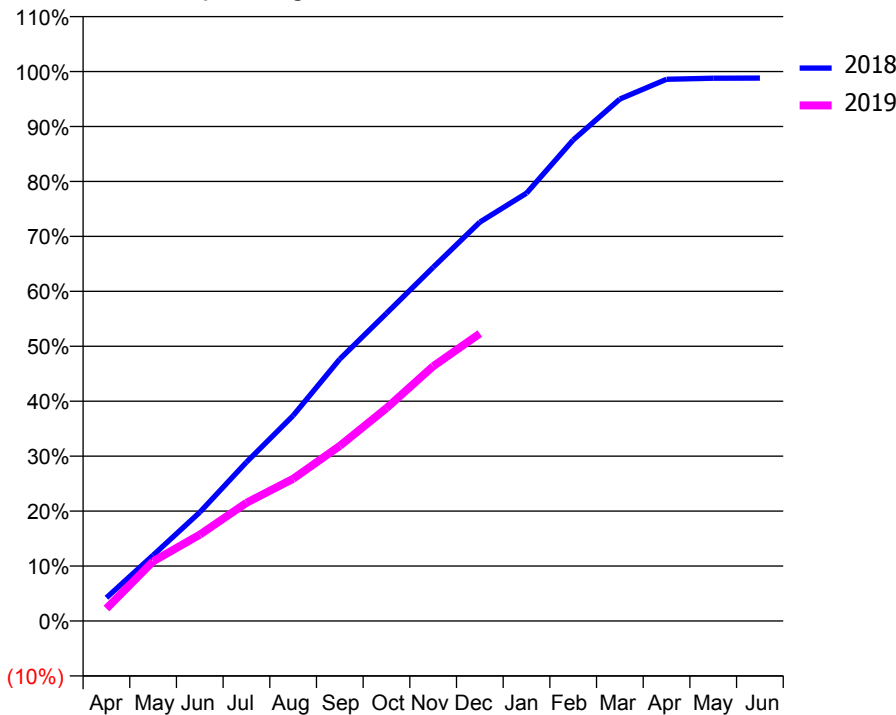
ACCESS*

Patients seen in 24 months	Total	Change since previous quarter
Quarter ending December 2017	6,996	
Quarter ending March 2018	7,011	→
Quarter ending June 2018	7,006	→
Quarter ending September 2018	6,826	↓
Quarter ending December 2018	6,661	↓
Variance since December 2017	(4.8%)	↓



ACTIVITY

Cumulative percentage of contracted UDA delivered 2018 & 2019



Month	Adjusted Scheduled Activity (UDA)	
	2018	2019
April	921	495
May	2,603	2,361
June	4,303	3,417
July	6,285	4,676
August	8,126	5,626
September	10,368	6,930
October	12,178	8,426
November	13,995	10,083
December	15,782	11,371
January	16,929	
February	19,034	
March	20,655	
April	21,436	
May	21,476	
June	21,483	

QUALITY

	Quantity	Base Number	Contract	AT	Region	England
% of FP17s for the same patient ID Re-attending within 3 months - Children	109	1,903	5.7%	12.0%	12.3%	11.8%
% of FP17s for the same patient ID Re-attending within 3 months - Adults	406	4,092	9.9%	15.2%	15.8%	15.6%
% of FP17s for the same patient ID Re-attending between 3 & 9 months - Children	1,183	1,903	62.2%	58.4%	60.1%	58.8%
% of FP17s for the same patient ID Re-attending between 3 & 9 months - Adults	2,438	4,092	59.6%	51.4%	53.3%	51.0%
% of FP17s for Band 1 Urgent Courses	351	5,639	6.2%	10.7%	9.0%	9.0%
% of FP17s Relating to Free Repair or Replacements	20	5,639	0.4%	0.9%	1.0%	0.8%
% of FP17s Relating to Continuations	68	5,639	1.2%	0.9%	1.0%	0.9%
% of Patients satisfied with the dentistry they have received	3	4	N/A	94.5%	93.8%	93.2%
% of Patients satisfied with the time they had to wait for an appointment	2	4	N/A	86.4%	89.4%	88.3%

* This is based on patients treated on this contract for their most recent course of treatment. Figures in italics indicate the base number of FP17s or Patient Questionnaire responses are less than 100. N/A is shown where the base number of responses is less than 10 during the period. % is calculated as Quantity/Base number*100

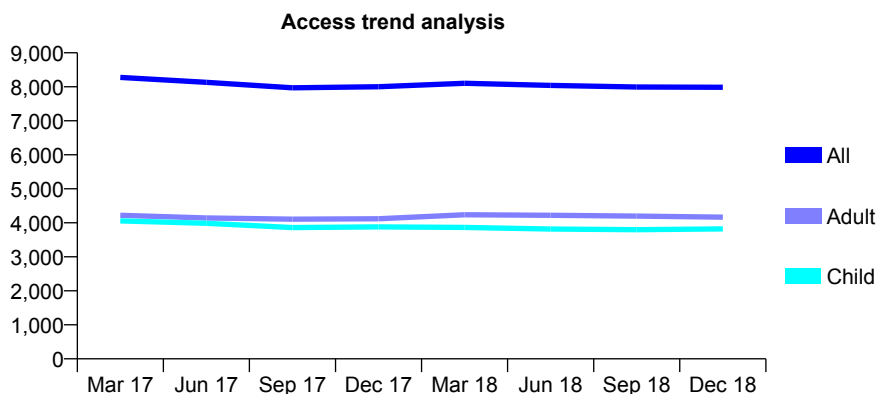
Q47 - Vital Signs At a Glance Contract Report for 148601/0001 - December 2018

Name or company name	Redbridge Associates Ltd.
Contract type name	GDS Contract
Purpose of contract	General
Contract start date	01/04/2007
Contract end date	

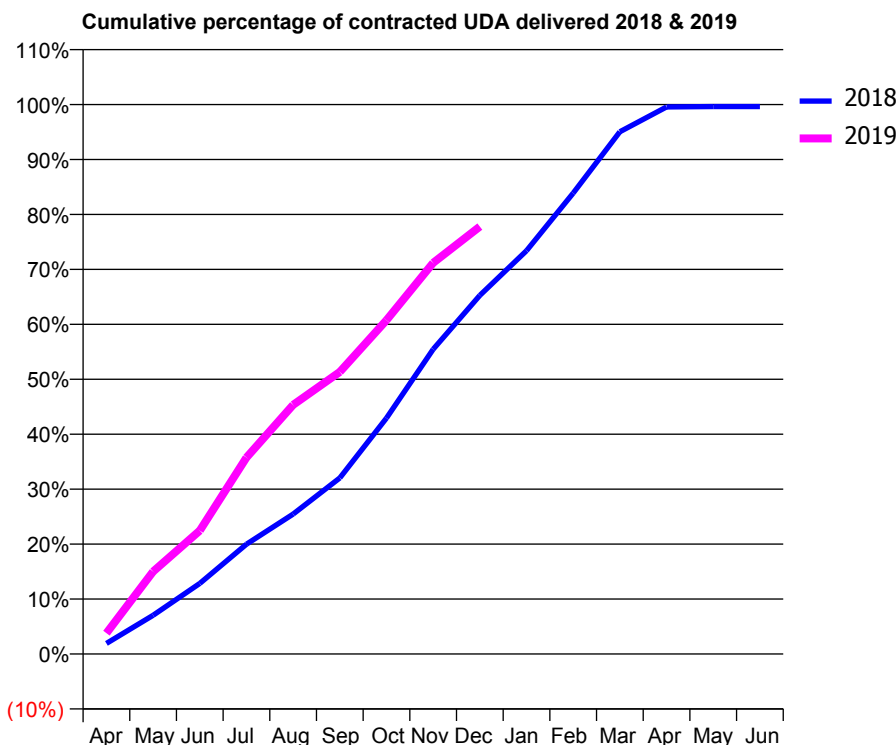
18/19 Contracted general activity (UDA)	28,527
Carry forward general activity (UDA)	103
18/19 Contracted orthodontic activity (UOA)	0
Carry forward orthodontic activity (UOA)	0
Baseline contract value	£803,849.75

ACCESS*

Patients seen in 24 months	Total	Change since previous quarter
Quarter ending December 2017	8,001	
Quarter ending March 2018	8,102	→
Quarter ending June 2018	8,040	→
Quarter ending September 2018	7,994	→
Quarter ending December 2018	7,986	→
Variance since December 2017	(0.2%)	→



ACTIVITY



Month	Adjusted Scheduled Activity (UDA)	
	2018	2019
April	549	1,082
May	2,014	4,280
June	3,668	6,405
July	5,698	10,200
August	7,264	12,937
September	9,143	14,642
October	12,253	17,334
November	15,825	20,309
December	18,616	22,192
January	20,939	
February	23,929	
March	27,110	
April	28,398	
May	28,424	
June	28,424	

QUALITY

	Quantity	Base Number	Contract	AT	Region	England
% of FP17s for the same patient ID Re-attending within 3 months - Children	505	4,312	11.7%	12.0%	12.3%	11.8%
% of FP17s for the same patient ID Re-attending within 3 months - Adults	970	3,797	25.5%	15.2%	15.8%	15.6%
% of FP17s for the same patient ID Re-attending between 3 & 9 months - Children	2,493	4,312	57.8%	58.4%	60.1%	58.8%
% of FP17s for the same patient ID Re-attending between 3 & 9 months - Adults	1,622	3,797	42.7%	51.4%	53.3%	51.0%
% of FP17s for Band 1 Urgent Courses	1,513	7,660	19.8%	10.7%	9.0%	9.0%
% of FP17s Relating to Free Repair or Replacements	0	7,660	0.0%	0.9%	1.0%	0.8%
% of FP17s Relating to Continuations	37	7,660	0.5%	0.9%	1.0%	0.9%
% of Patients satisfied with the dentistry they have received	3	3	N/A	94.5%	93.8%	93.2%
% of Patients satisfied with the time they had to wait for an appointment	3	3	N/A	86.4%	89.4%	88.3%

* This is based on patients treated on this contract for their most recent course of treatment. Figures in italics indicate the base number of FP17s or Patient Questionnaire responses are less than 100. N/A is shown where the base number of responses is less than 10 during the period. % is calculated as Quantity/Base number*100

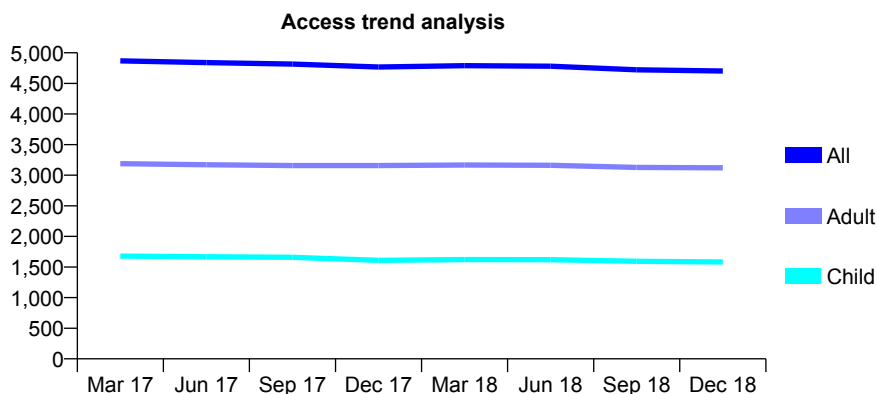
Q47 - Vital Signs At a Glance Contract Report for 149276/0001 - December 2018

Name or company name	Ivory DentalCare
Contract type name	GDS Contract
Purpose of contract	General
Contract start date	01/04/2012
Contract end date	

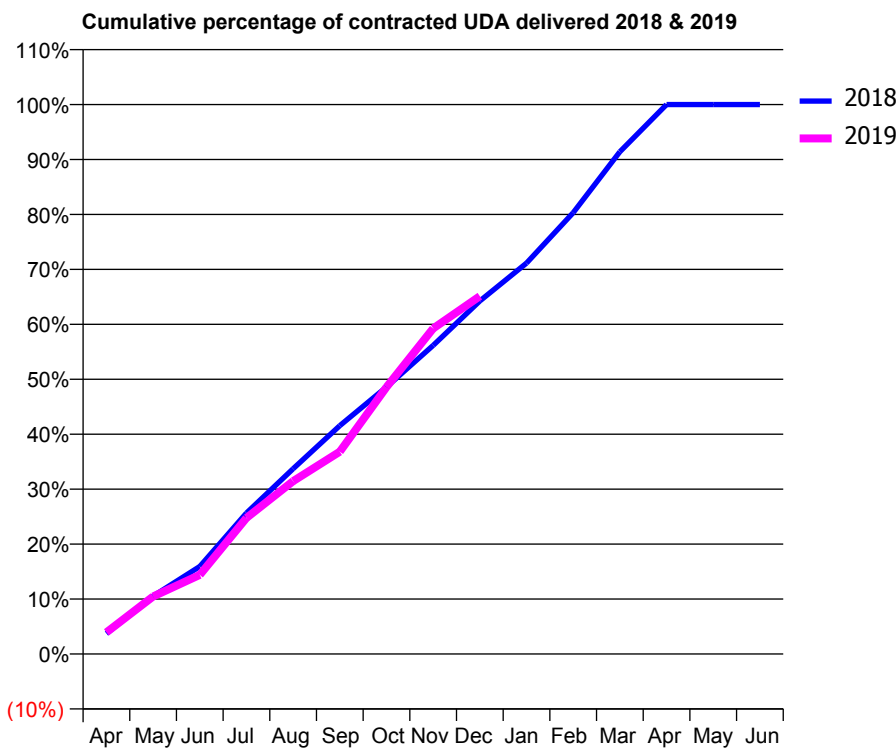
18/19 Contracted general activity (UDA)	14,200
Carry forward general activity (UDA)	1
18/19 Contracted orthodontic activity (UOA)	0
Carry forward orthodontic activity (UOA)	0
Baseline contract value	£444,389.41

ACCESS*

Patients seen in 24 months	Total	Change since previous quarter
Quarter ending December 2017	4,767	
Quarter ending March 2018	4,789	→
Quarter ending June 2018	4,782	→
Quarter ending September 2018	4,722	↓
Quarter ending December 2018	4,703	→
Variance since December 2017	(1.3%)	↓



ACTIVITY



Month	Adjusted Scheduled Activity (UDA)	
	2018	2019
April	529	558
May	1,497	1,488
June	2,261	2,045
July	3,646	3,516
August	4,787	4,469
September	5,902	5,229
October	6,899	6,898
November	7,974	8,415
December	9,124	9,247
January	10,103	
February	11,406	
March	12,980	
April	14,200	
May	14,200	
June	14,199	

QUALITY

	Quantity	Base Number	Contract	AT	Region	England
% of FP17s for the same patient ID Re-attending within 3 months - Children	166	1,914	8.7%	12.0%	12.3%	11.8%
% of FP17s for the same patient ID Re-attending within 3 months - Adults	652	3,695	17.6%	15.2%	15.8%	15.6%
% of FP17s for the same patient ID Re-attending between 3 & 9 months - Children	1,279	1,914	66.8%	58.4%	60.1%	58.8%
% of FP17s for the same patient ID Re-attending between 3 & 9 months - Adults	2,372	3,695	64.2%	51.4%	53.3%	51.0%
% of FP17s for Band 1 Urgent Courses	573	4,953	11.6%	10.7%	9.0%	9.0%
% of FP17s Relating to Free Repair or Replacements	22	4,953	0.4%	0.9%	1.0%	0.8%
% of FP17s Relating to Continuations	52	4,953	1.0%	0.9%	1.0%	0.9%
% of Patients satisfied with the dentistry they have received	0	1	N/A	94.5%	93.8%	93.2%
% of Patients satisfied with the time they had to wait for an appointment	0	1	N/A	86.4%	89.4%	88.3%

* This is based on patients treated on this contract for their most recent course of treatment. Figures in italics indicate the base number of FP17s or Patient Questionnaire responses are less than 100. N/A is shown where the base number of responses is less than 10 during the period. % is calculated as Quantity/Base number*100

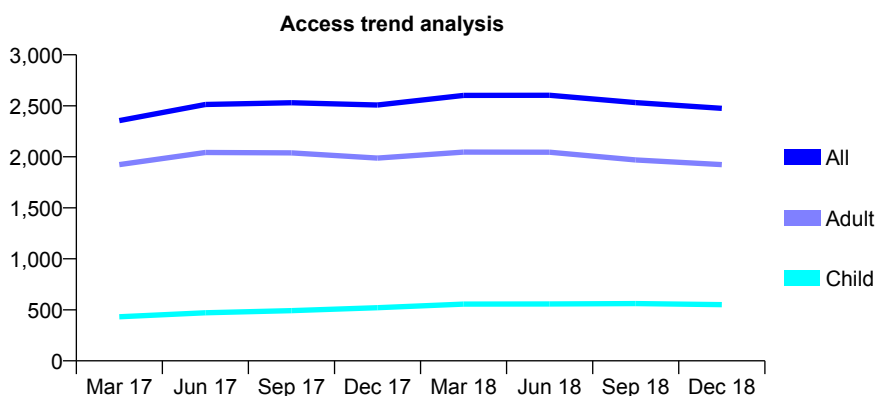
Q47 - Vital Signs At a Glance Contract Report for 151238/0001 - December 2018

Name or company name	Synergy Dental Clinic Preston Ltd
Contract type name	GDS Contract
Purpose of contract	General
Contract start date	01/09/2015
Contract end date	

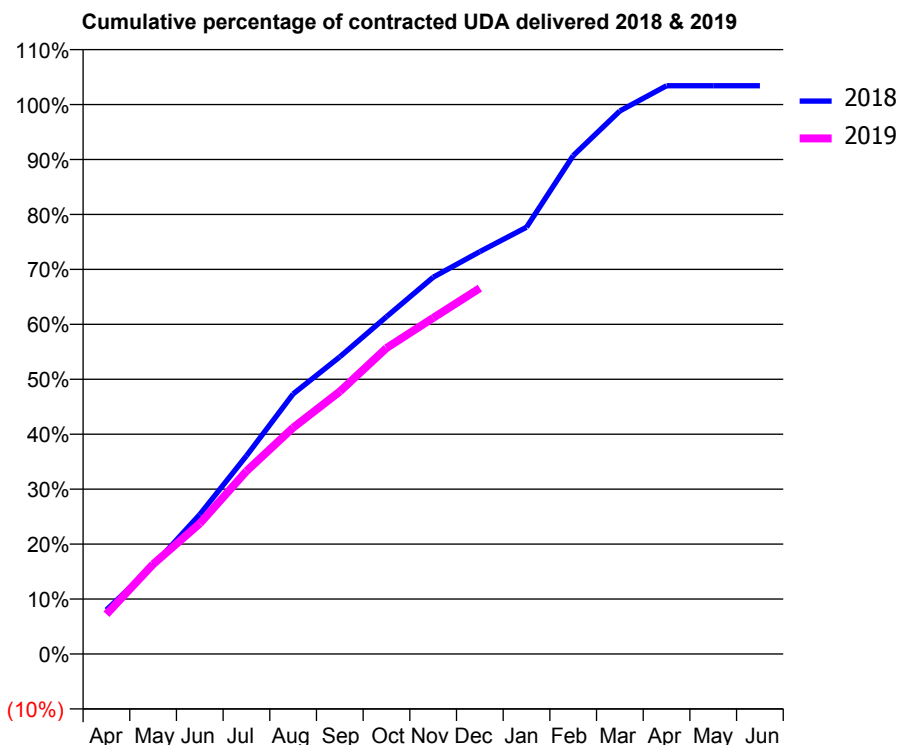
18/19 Contracted general activity (UDA)	10,652
Carry forward general activity (UDA)	-213
18/19 Contracted orthodontic activity (UOA)	0
Carry forward orthodontic activity (UOA)	0
Baseline contract value	£223,442.59

ACCESS*

Patients seen in 24 months	Total	Change since previous quarter
Quarter ending December 2017	2,508	
Quarter ending March 2018	2,602	↑
Quarter ending June 2018	2,603	→
Quarter ending September 2018	2,531	↓
Quarter ending December 2018	2,475	↓
Variance since December 2017	(1.3%)	↓



ACTIVITY



Month	Adjusted Scheduled Activity (UDA)	
	2018	2019
April	854	771
May	1,715	1,741
June	2,705	2,530
July	3,843	3,544
August	5,042	4,388
September	5,759	5,089
October	6,539	5,930
November	7,304	6,516
December	7,800	7,092
January	8,272	
February	9,661	
March	10,527	
April	11,016	
May	11,016	
June	11,016	

QUALITY

	Quantity	Base Number	Contract	AT	Region	England
% of FP17s for the same patient ID Re-attending within 3 months - Children	87	650	13.4%	12.0%	12.3%	11.8%
% of FP17s for the same patient ID Re-attending within 3 months - Adults	453	2,329	19.5%	15.2%	15.8%	15.6%
% of FP17s for the same patient ID Re-attending between 3 & 9 months - Children	427	650	65.7%	58.4%	60.1%	58.8%
% of FP17s for the same patient ID Re-attending between 3 & 9 months - Adults	1,266	2,329	54.4%	51.4%	53.3%	51.0%
% of FP17s for Band 1 Urgent Courses	120	2,826	4.2%	10.7%	9.0%	9.0%
% of FP17s Relating to Free Repair or Replacements	10	2,826	0.4%	0.9%	1.0%	0.8%
% of FP17s Relating to Continuations	12	2,826	0.4%	0.9%	1.0%	0.9%
% of Patients satisfied with the dentistry they have received	0	0	N/A	94.5%	93.8%	93.2%
% of Patients satisfied with the time they had to wait for an appointment	0	0	N/A	86.4%	89.4%	88.3%

* This is based on patients treated on this contract for their most recent course of treatment. Figures in italics indicate the base number of FP17s or Patient Questionnaire responses are less than 100. N/A is shown where the base number of responses is less than 10 during the period. % is calculated as Quantity/Base number*100

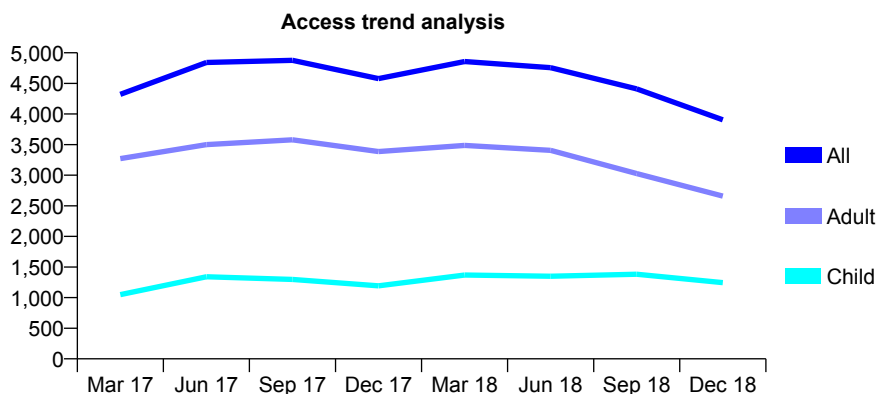
Q47 - Vital Signs At a Glance Contract Report for 151831/0001 - December 2018

Name or company name	Whitworth Dental Care Limited
Contract type name	GDS Contract
Purpose of contract	General
Contract start date	26/08/2011
Contract end date	

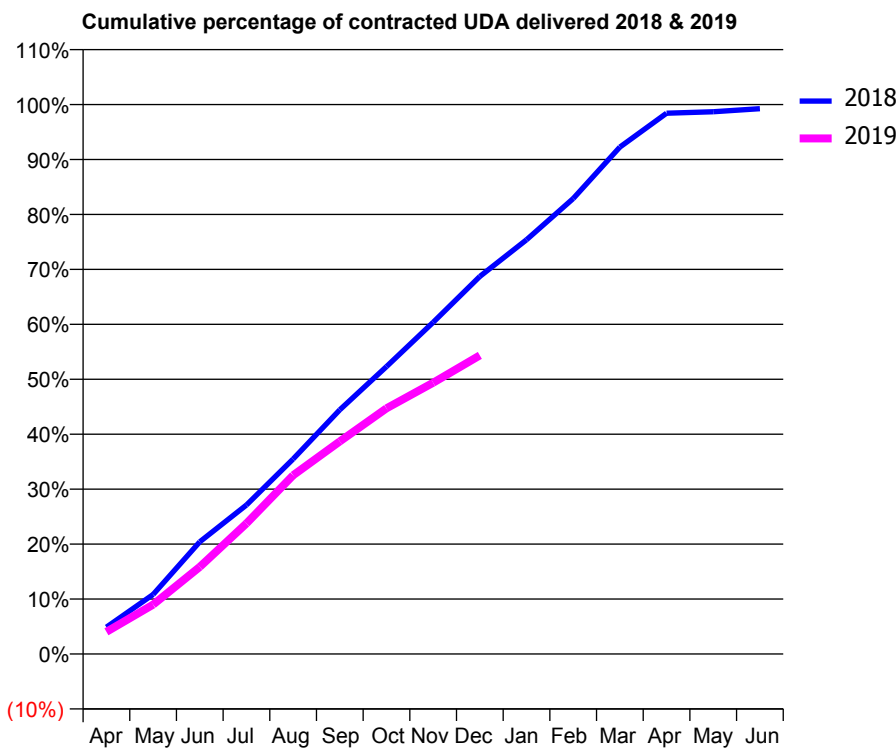
18/19 Contracted general activity (UDA)	10,612
Carry forward general activity (UDA)	80
18/19 Contracted orthodontic activity (UOA)	0
Carry forward orthodontic activity (UOA)	0
Baseline contract value	£351,839.63

ACCESS*

Patients seen in 24 months	Total	Change since previous quarter
Quarter ending December 2017	4,578	
Quarter ending March 2018	4,858	↑
Quarter ending June 2018	4,756	↓
Quarter ending September 2018	4,410	↓
Quarter ending December 2018	3,905	↓
Variance since December 2017	(14.7%)	↓



ACTIVITY



Month	Adjusted Scheduled Activity (UDA)	
	2018	2019
April	519	429
May	1,151	954
June	2,166	1,682
July	2,877	2,523
August	3,765	3,453
September	4,716	4,106
October	5,551	4,745
November	6,406	5,240
December	7,293	5,767
January	8,000	
February	8,794	
March	9,791	
April	10,444	
May	10,471	
June	10,532	

QUALITY

	Quantity	Base Number	Contract	AT	Region	England
% of FP17s for the same patient ID Re-attending within 3 months - Children	175	1,905	9.2%	12.0%	12.3%	11.8%
% of FP17s for the same patient ID Re-attending within 3 months - Adults	102	1,500	6.8%	15.2%	15.8%	15.6%
% of FP17s for the same patient ID Re-attending between 3 & 9 months - Children	836	1,905	43.9%	58.4%	60.1%	58.8%
% of FP17s for the same patient ID Re-attending between 3 & 9 months - Adults	410	1,500	27.3%	51.4%	53.3%	51.0%
% of FP17s for Band 1 Urgent Courses	260	3,004	8.7%	10.7%	9.0%	9.0%
% of FP17s Relating to Free Repair or Replacements	4	3,004	0.1%	0.9%	1.0%	0.8%
% of FP17s Relating to Continuations	6	3,004	0.2%	0.9%	1.0%	0.9%
% of Patients satisfied with the dentistry they have received	0	0	N/A	94.5%	93.8%	93.2%
% of Patients satisfied with the time they had to wait for an appointment	0	0	N/A	86.4%	89.4%	88.3%

* This is based on patients treated on this contract for their most recent course of treatment. Figures in italics indicate the base number of FP17s or Patient Questionnaire responses are less than 100. N/A is shown where the base number of responses is less than 10 during the period. % is calculated as Quantity/Base number*100

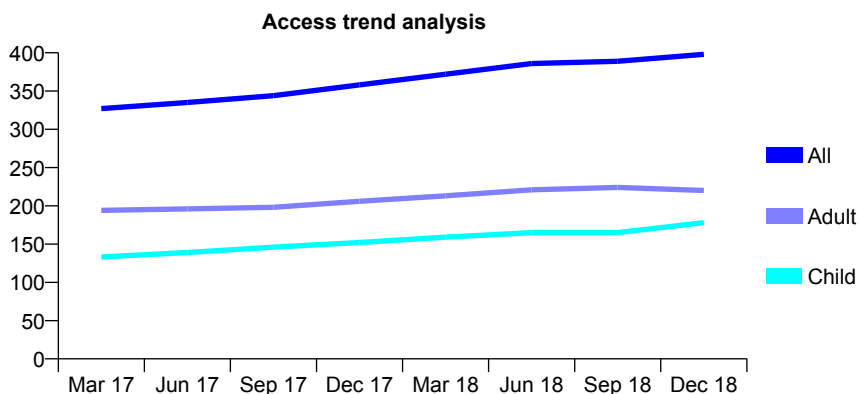
Q47 - Vital Signs At a Glance Contract Report for 152846/0001 - December 2018

Name or company name	Poulton Practice Ltd
Contract type name	GDS Contract
Purpose of contract	General
Contract start date	02/12/2009
Contract end date	

18/19 Contracted general activity (UDA)	900
Carry forward general activity (UDA)	-4
18/19 Contracted orthodontic activity (UOA)	0
Carry forward orthodontic activity (UOA)	0
Baseline contract value	£26,137.58

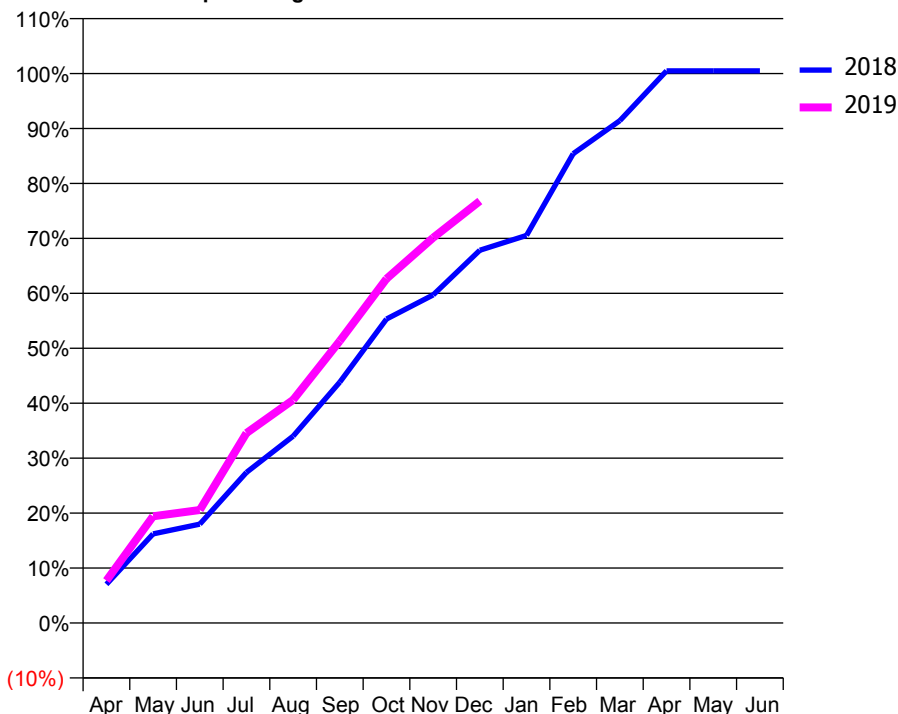
ACCESS*

Patients seen in 24 months	Total	Change since previous quarter
Quarter ending December 2017	358	
Quarter ending March 2018	372	↑
Quarter ending June 2018	386	↑
Quarter ending September 2018	389	→
Quarter ending December 2018	398	↑
Variance since December 2017	11.2%	↑



ACTIVITY

Cumulative percentage of contracted UDA delivered 2018 & 2019



Month	Adjusted Scheduled Activity (UDA)	
	2018	2019
April	63	70
May	146	175
June	162	185
July	247	311
August	306	366
September	395	462
October	498	564
November	537	631
December	611	691
January	635	
February	769	
March	823	
April	904	
May	904	
June	904	

QUALITY

	Quantity	Base Number	Contract	AT	Region	England
% of FP17s for the same patient ID Re-attending within 3 months - Children	13	240	5.4%	12.0%	12.3%	11.8%
% of FP17s for the same patient ID Re-attending within 3 months - Adults	35	262	13.4%	15.2%	15.8%	15.6%
% of FP17s for the same patient ID Re-attending between 3 & 9 months - Children	151	240	62.9%	58.4%	60.1%	58.8%
% of FP17s for the same patient ID Re-attending between 3 & 9 months - Adults	178	262	67.9%	51.4%	53.3%	51.0%
% of FP17s for Band 1 Urgent Courses	31	444	7.0%	10.7%	9.0%	9.0%
% of FP17s Relating to Free Repair or Replacements	1	444	0.2%	0.9%	1.0%	0.8%
% of FP17s Relating to Continuations	4	444	0.9%	0.9%	1.0%	0.9%
% of Patients satisfied with the dentistry they have received	0	0	N/A	94.5%	93.8%	93.2%
% of Patients satisfied with the time they had to wait for an appointment	0	0	N/A	86.4%	89.4%	88.3%

* This is based on patients treated on this contract for their most recent course of treatment. Figures in italics indicate the base number of FP17s or Patient Questionnaire responses are less than 100. N/A is shown where the base number of responses is less than 10 during the period. % is calculated as Quantity/Base number*100

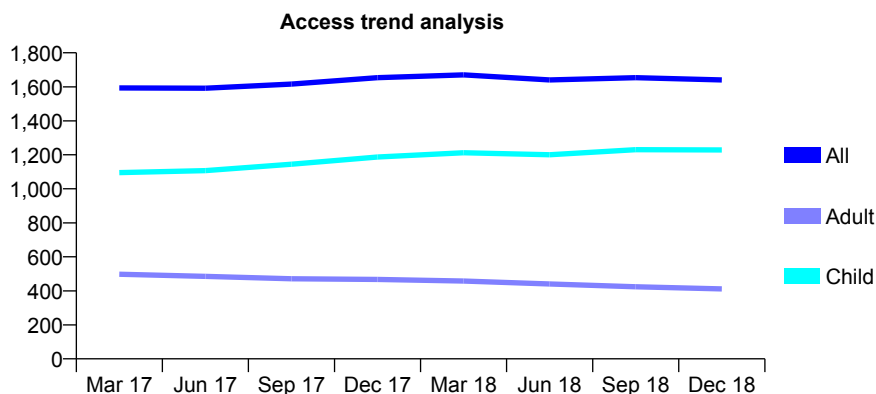
Q47 - Vital Signs At a Glance Contract Report for 155810/0001 - December 2018

Name or company name	Antley Villa Partnership
Contract type name	GDS Contract
Purpose of contract	General
Contract start date	01/04/2010
Contract end date	

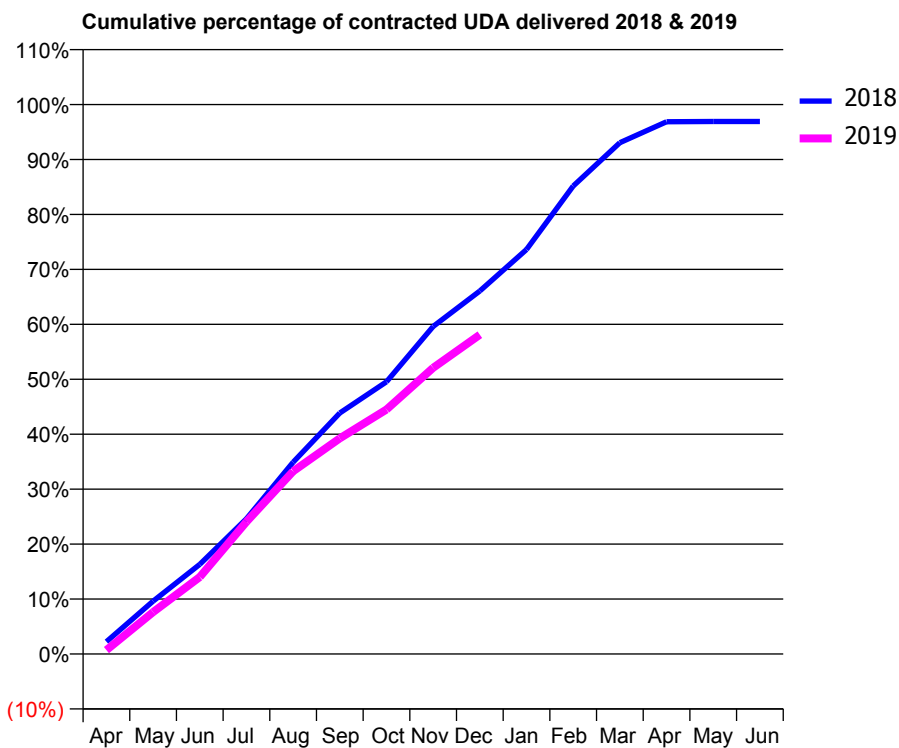
18/19 Contracted general activity (UDA)	5,201
Carry forward general activity (UDA)	160
18/19 Contracted orthodontic activity (UOA)	0
Carry forward orthodontic activity (UOA)	0
Baseline contract value	£115,754.19

ACCESS*

Patients seen in 24 months	Total	Change since previous quarter
Quarter ending December 2017	1,654	
Quarter ending March 2018	1,670	→
Quarter ending June 2018	1,640	↓
Quarter ending September 2018	1,654	→
Quarter ending December 2018	1,640	→
Variance since December 2017	(0.8%)	→



ACTIVITY



Month	Adjusted Scheduled Activity (UDA)	
	2018	2019
April	116	38
May	500	396
June	849	729
July	1,280	1,252
August	1,815	1,730
September	2,281	2,042
October	2,577	2,314
November	3,101	2,710
December	3,436	3,022
January	3,829	
February	4,429	
March	4,839	
April	5,038	
May	5,041	
June	5,041	

QUALITY

	Quantity	Base Number	Contract	AT	Region	England
% of FP17s for the same patient ID Re-attending within 3 months - Children	223	1,764	12.6%	12.0%	12.3%	11.8%
% of FP17s for the same patient ID Re-attending within 3 months - Adults	68	390	17.4%	15.2%	15.8%	15.6%
% of FP17s for the same patient ID Re-attending between 3 & 9 months - Children	1,111	1,764	63.0%	58.4%	60.1%	58.8%
% of FP17s for the same patient ID Re-attending between 3 & 9 months - Adults	254	390	65.1%	51.4%	53.3%	51.0%
% of FP17s for Band 1 Urgent Courses	109	2,034	5.4%	10.7%	9.0%	9.0%
% of FP17s Relating to Free Repair or Replacements	0	2,034	0.0%	0.9%	1.0%	0.8%
% of FP17s Relating to Continuations	28	2,034	1.4%	0.9%	1.0%	0.9%
% of Patients satisfied with the dentistry they have received	0	0	N/A	94.5%	93.8%	93.2%
% of Patients satisfied with the time they had to wait for an appointment	0	0	N/A	86.4%	89.4%	88.3%

* This is based on patients treated on this contract for their most recent course of treatment. Figures in italics indicate the base number of FP17s or Patient Questionnaire responses are less than 100. N/A is shown where the base number of responses is less than 10 during the period. % is calculated as Quantity/Base number*100

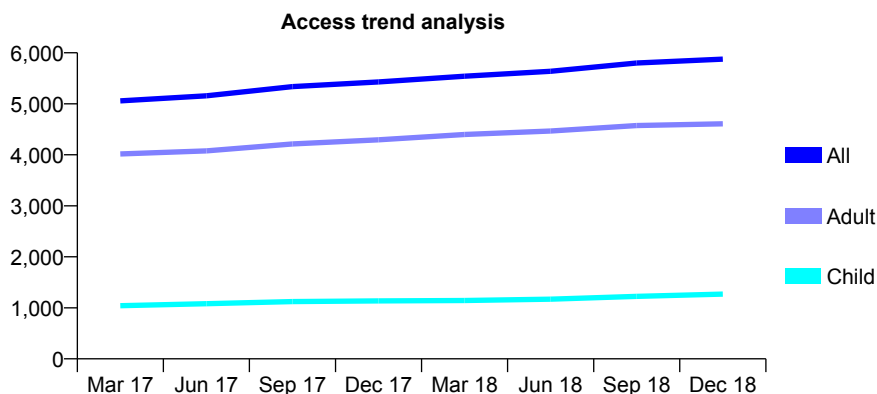
Q47 - Vital Signs At a Glance Contract Report for 156507/0001 - December 2018

Name or company name	Padiham Dental Practice
Contract type name	GDS Contract
Purpose of contract	General
Contract start date	01/11/2012
Contract end date	

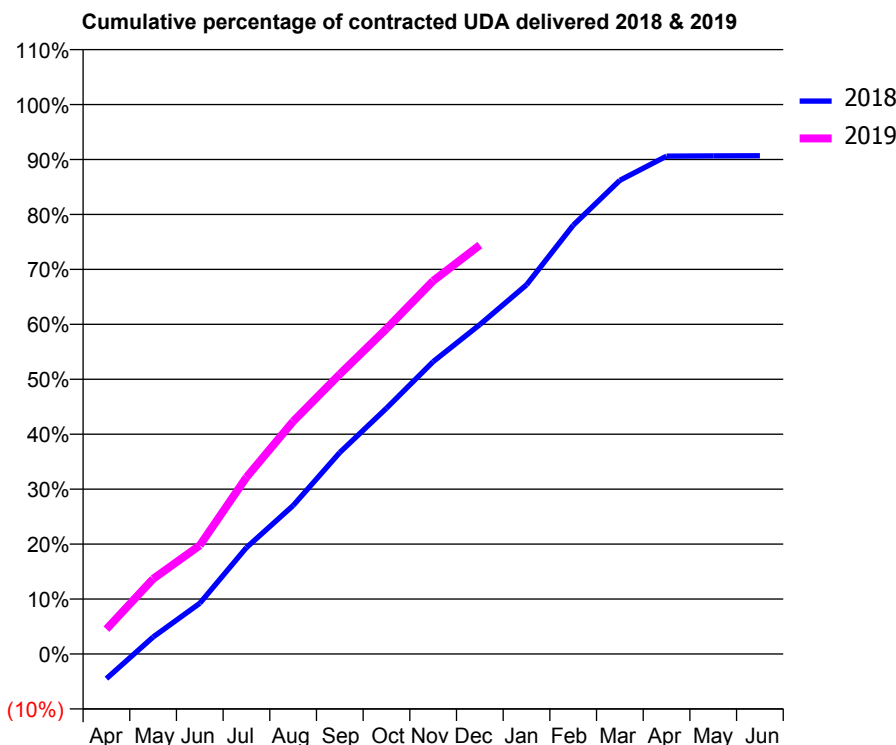
18/19 Contracted general activity (UDA)	18,384
Carry forward general activity (UDA)	0
18/19 Contracted orthodontic activity (UOA)	0
Carry forward orthodontic activity (UOA)	0
Baseline contract value	£545,531.37

ACCESS*

Patients seen in 24 months	Total	Change since previous quarter
Quarter ending December 2017	5,430	
Quarter ending March 2018	5,542	↑
Quarter ending June 2018	5,637	→
Quarter ending September 2018	5,799	↑
Quarter ending December 2018	5,877	→
Variance since December 2017	8.2%	↑



ACTIVITY



Month	Adjusted Scheduled Activity (UDA)	
	2018	2019
April	-829	833
May	568	2,515
June	1,696	3,633
July	3,561	5,914
August	4,970	7,783
September	6,742	9,360
October	8,223	10,885
November	9,779	12,487
December	11,022	13,680
January	12,352	
February	14,347	
March	15,848	
April	16,654	
May	16,667	
June	16,671	

QUALITY

	Quantity	Base Number	Contract	AT	Region	England
% of FP17s for the same patient ID Re-attending within 3 months - Children	151	1,499	10.1%	12.0%	12.3%	11.8%
% of FP17s for the same patient ID Re-attending within 3 months - Adults	953	5,569	17.1%	15.2%	15.8%	15.6%
% of FP17s for the same patient ID Re-attending between 3 & 9 months - Children	877	1,499	58.5%	58.4%	60.1%	58.8%
% of FP17s for the same patient ID Re-attending between 3 & 9 months - Adults	3,293	5,569	59.1%	51.4%	53.3%	51.0%
% of FP17s for Band 1 Urgent Courses	695	6,705	10.4%	10.7%	9.0%	9.0%
% of FP17s Relating to Free Repair or Replacements	148	6,705	2.2%	0.9%	1.0%	0.8%
% of FP17s Relating to Continuations	51	6,705	0.8%	0.9%	1.0%	0.9%
% of Patients satisfied with the dentistry they have received	6	6	N/A	94.5%	93.8%	93.2%
% of Patients satisfied with the time they had to wait for an appointment	6	6	N/A	86.4%	89.4%	88.3%

* This is based on patients treated on this contract for their most recent course of treatment. Figures in italics indicate the base number of FP17s or Patient Questionnaire responses are less than 100. N/A is shown where the base number of responses is less than 10 during the period. % is calculated as Quantity/Base number*100

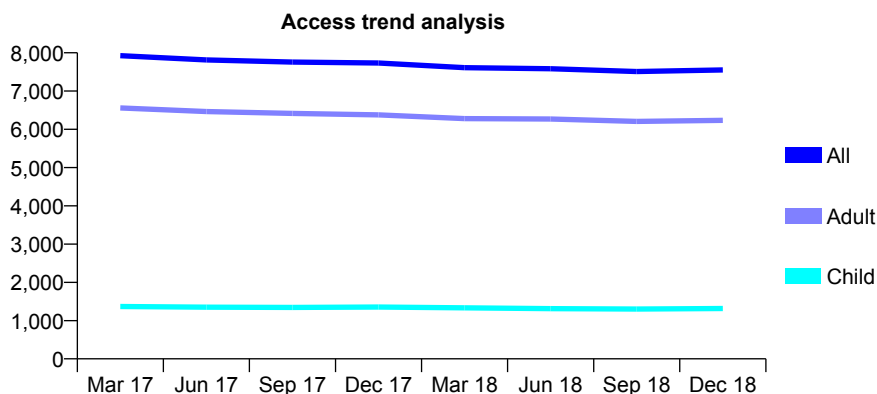
Q47 - Vital Signs At a Glance Contract Report for 157228/0001 - December 2018

Name or company name	Safehands Dental Care
Contract type name	GDS Contract
Purpose of contract	General
Contract start date	01/04/2013
Contract end date	

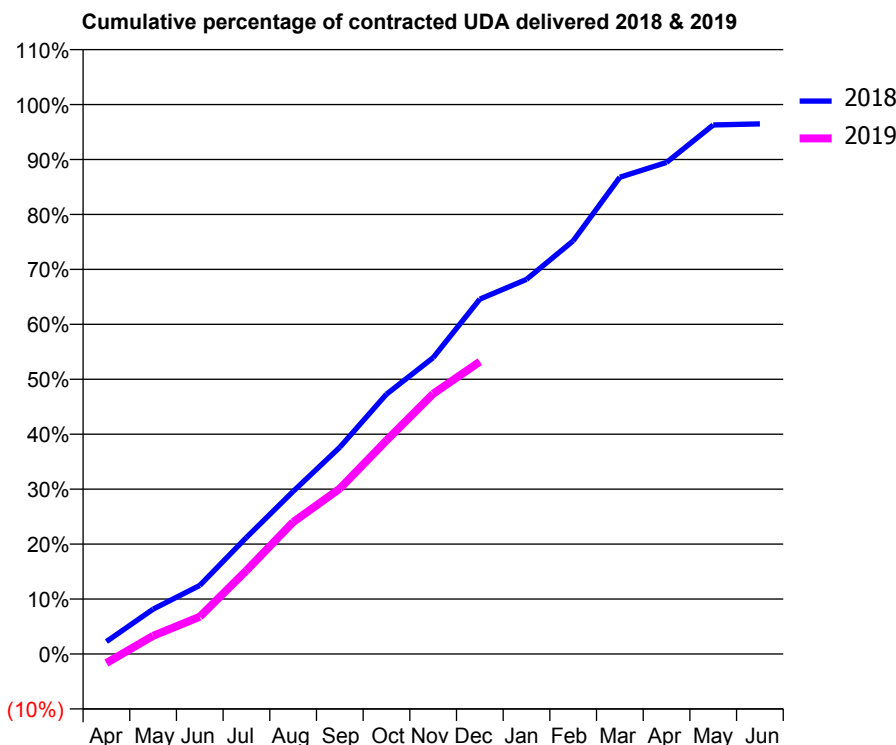
18/19 Contracted general activity (UDA)	24,091
Carry forward general activity (UDA)	849
18/19 Contracted orthodontic activity (UOA)	0
Carry forward orthodontic activity (UOA)	0
Baseline contract value	£545,613.98

ACCESS*

Patients seen in 24 months	Total	Change since previous quarter
Quarter ending December 2017	7,734	
Quarter ending March 2018	7,612	↓
Quarter ending June 2018	7,585	→
Quarter ending September 2018	7,510	→
Quarter ending December 2018	7,552	→
Variance since December 2017	(2.4%)	↓



ACTIVITY



Month	Adjusted Scheduled Activity (UDA)	
	2018	2019
April	548	-402
May	1,969	798
June	3,010	1,637
July	5,115	3,665
August	7,129	5,786
September	9,063	7,251
October	11,392	9,364
November	12,993	11,410
December	15,559	12,820
January	16,427	
February	18,113	
March	20,905	
April	21,551	
May	23,194	
June	23,242	

QUALITY

	Quantity	Base Number	Contract	AT	Region	England
% of FP17s for the same patient ID Re-attending within 3 months - Children	91	1,421	6.4%	12.0%	12.3%	11.8%
% of FP17s for the same patient ID Re-attending within 3 months - Adults	723	6,271	11.5%	15.2%	15.8%	15.6%
% of FP17s for the same patient ID Re-attending between 3 & 9 months - Children	776	1,421	54.6%	58.4%	60.1%	58.8%
% of FP17s for the same patient ID Re-attending between 3 & 9 months - Adults	2,976	6,271	47.5%	51.4%	53.3%	51.0%
% of FP17s for Band 1 Urgent Courses	612	6,584	9.3%	10.7%	9.0%	9.0%
% of FP17s Relating to Free Repair or Replacements	45	6,584	0.7%	0.9%	1.0%	0.8%
% of FP17s Relating to Continuations	18	6,584	0.3%	0.9%	1.0%	0.9%
% of Patients satisfied with the dentistry they have received	6	6	N/A	94.5%	93.8%	93.2%
% of Patients satisfied with the time they had to wait for an appointment	5	6	N/A	86.4%	89.4%	88.3%

* This is based on patients treated on this contract for their most recent course of treatment. Figures in italics indicate the base number of FP17s or Patient Questionnaire responses are less than 100. N/A is shown where the base number of responses is less than 10 during the period. % is calculated as Quantity/Base number*100

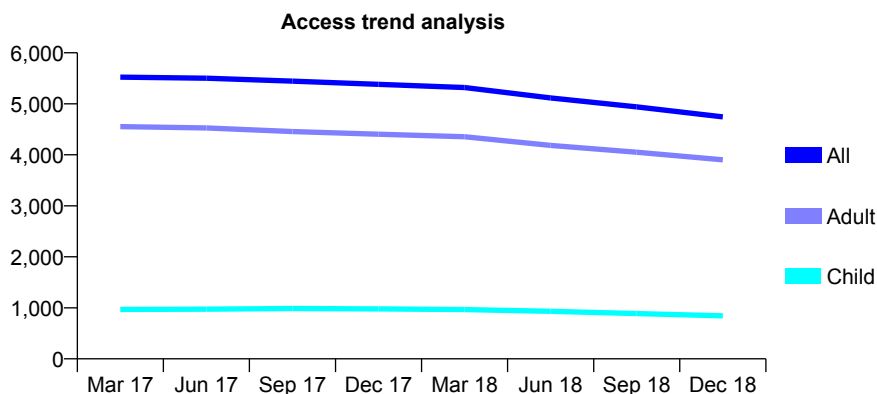
Q47 - Vital Signs At a Glance Contract Report for 157333/0001 - December 2018

Name or company name	West Lodge Dental Practice Partnership
Contract type name	GDS Contract
Purpose of contract	General
Contract start date	01/04/2013
Contract end date	

18/19 Contracted general activity (UDA)	15,064
Carry forward general activity (UDA)	0
18/19 Contracted orthodontic activity (UOA)	0
Carry forward orthodontic activity (UOA)	0
Baseline contract value	£338,237.91

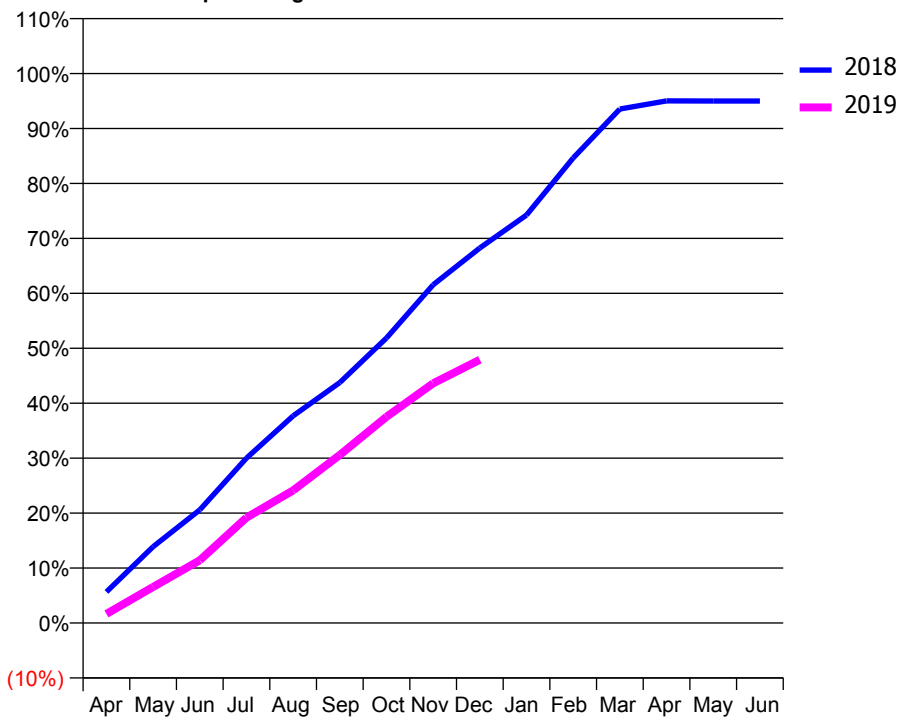
ACCESS*

Patients seen in 24 months	Total	Change since previous quarter
Quarter ending December 2017	5,381	
Quarter ending March 2018	5,319	↓
Quarter ending June 2018	5,116	↓
Quarter ending September 2018	4,940	↓
Quarter ending December 2018	4,744	↓
Variance since December 2017	(11.8%)	↓



ACTIVITY

Cumulative percentage of contracted UDA delivered 2018 & 2019



Month	Adjusted Scheduled Activity (UDA)	
	2018	2019
April	854	252
May	2,094	989
June	3,101	1,720
July	4,521	2,891
August	5,678	3,636
September	6,592	4,607
October	7,813	5,652
November	9,271	6,569
December	10,281	7,218
January	11,184	
February	12,750	
March	14,090	
April	14,313	
May	14,310	
June	14,310	

QUALITY

	Quantity	Base Number	Contract	AT	Region	England
% of FP17s for the same patient ID Re-attending within 3 months - Children	33	619	5.3%	12.0%	12.3%	11.8%
% of FP17s for the same patient ID Re-attending within 3 months - Adults	353	2,994	11.8%	15.2%	15.8%	15.6%
% of FP17s for the same patient ID Re-attending between 3 & 9 months - Children	339	619	54.8%	58.4%	60.1%	58.8%
% of FP17s for the same patient ID Re-attending between 3 & 9 months - Adults	1,402	2,994	46.8%	51.4%	53.3%	51.0%
% of FP17s for Band 1 Urgent Courses	294	3,535	8.3%	10.7%	9.0%	9.0%
% of FP17s Relating to Free Repair or Replacements	12	3,535	0.3%	0.9%	1.0%	0.8%
% of FP17s Relating to Continuations	45	3,535	1.3%	0.9%	1.0%	0.9%
% of Patients satisfied with the dentistry they have received	2	2	N/A	94.5%	93.8%	93.2%
% of Patients satisfied with the time they had to wait for an appointment	2	2	N/A	86.4%	89.4%	88.3%

* This is based on patients treated on this contract for their most recent course of treatment. Figures in italics indicate the base number of FP17s or Patient Questionnaire responses are less than 100. N/A is shown where the base number of responses is less than 10 during the period. % is calculated as Quantity/Base number*100

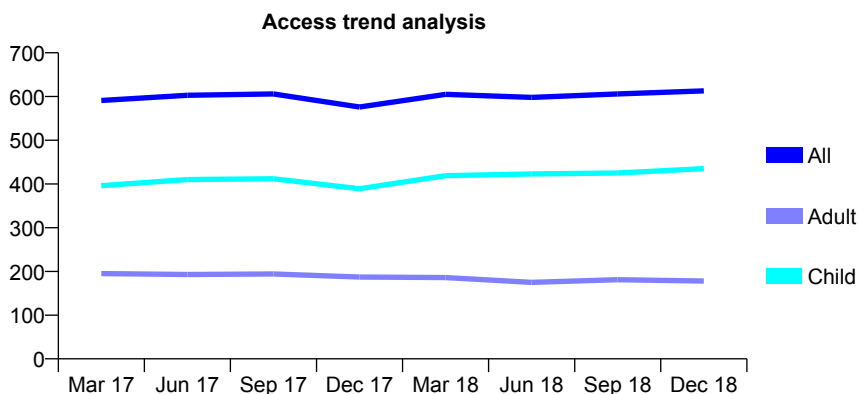
Q47 - Vital Signs At a Glance Contract Report for 158739/0001 - December 2018

Name or company name	Colne Dental Care
Contract type name	GDS Contract
Purpose of contract	General
Contract start date	01/04/2009
Contract end date	

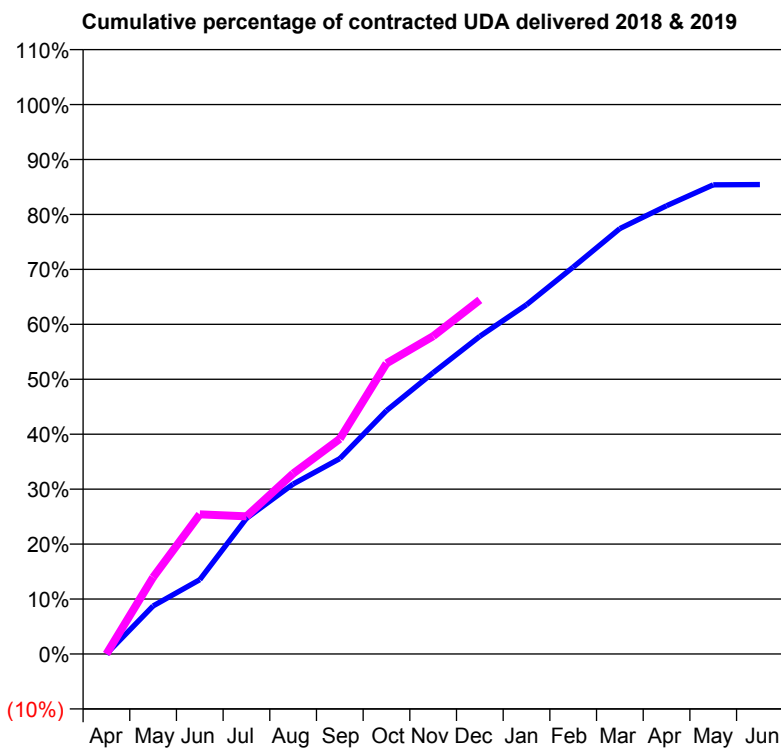
18/19 Contracted general activity (UDA)	2,150
Carry forward general activity (UDA)	0
18/19 Contracted orthodontic activity (UOA)	0
Carry forward orthodontic activity (UOA)	0
Baseline contract value	£50,511.54

ACCESS*

Patients seen in 24 months	Total	Change since previous quarter
Quarter ending December 2017	576	
Quarter ending March 2018	605	↑
Quarter ending June 2018	598	↓
Quarter ending September 2018	606	→
Quarter ending December 2018	613	→
Variance since December 2017	6.4%	↑



ACTIVITY



Adjusted Scheduled Activity (UDA)		
Month	2018	2019
April	0	0
May	188	300
June	291	546
July	531	539
August	665	706
September	765	842
October	953	1,137
November	1,101	1,244
December	1,243	1,385
January	1,367	
February	1,514	
March	1,665	
April	1,754	
May	1,836	
June	1,837	

QUALITY

	Quantity	Base Number	Contract	AT	Region	England
% of FP17s for the same patient ID Re-attending within 3 months - Children	153	730	21.0%	12.0%	12.3%	11.8%
% of FP17s for the same patient ID Re-attending within 3 months - Adults	41	170	24.1%	15.2%	15.8%	15.6%
% of FP17s for the same patient ID Re-attending between 3 & 9 months - Children	414	730	56.7%	58.4%	60.1%	58.8%
% of FP17s for the same patient ID Re-attending between 3 & 9 months - Adults	95	170	55.9%	51.4%	53.3%	51.0%
% of FP17s for Band 1 Urgent Courses	38	796	4.8%	10.7%	9.0%	9.0%
% of FP17s Relating to Free Repair or Replacements	1	796	0.1%	0.9%	1.0%	0.8%
% of FP17s Relating to Continuations	4	796	0.5%	0.9%	1.0%	0.9%
% of Patients satisfied with the dentistry they have received	0	0	N/A	94.5%	93.8%	93.2%
% of Patients satisfied with the time they had to wait for an appointment	0	0	N/A	86.4%	89.4%	88.3%

* This is based on patients treated on this contract for their most recent course of treatment. Figures in italics indicate the base number of FP17s or Patient Questionnaire responses are less than 100. N/A is shown where the base number of responses is less than 10 during the period. % is calculated as Quantity/Base number*100

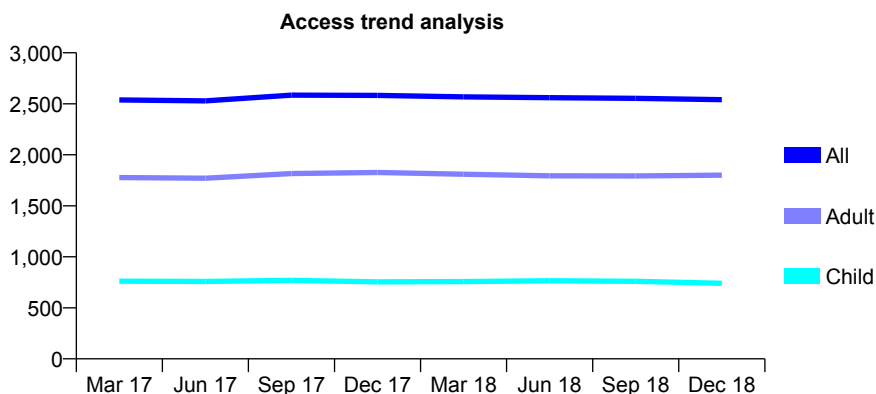
Q47 - Vital Signs At a Glance Contract Report for 159468/0001 - December 2018

Name or company name	Eccleston Dental Practice (Ltd)
Contract type name	GDS Contract
Purpose of contract	General
Contract start date	01/04/2008
Contract end date	

18/19 Contracted general activity (UDA)	10,559
Carry forward general activity (UDA)	474
18/19 Contracted orthodontic activity (UOA)	0
Carry forward orthodontic activity (UOA)	0
Baseline contract value	£295,280.45

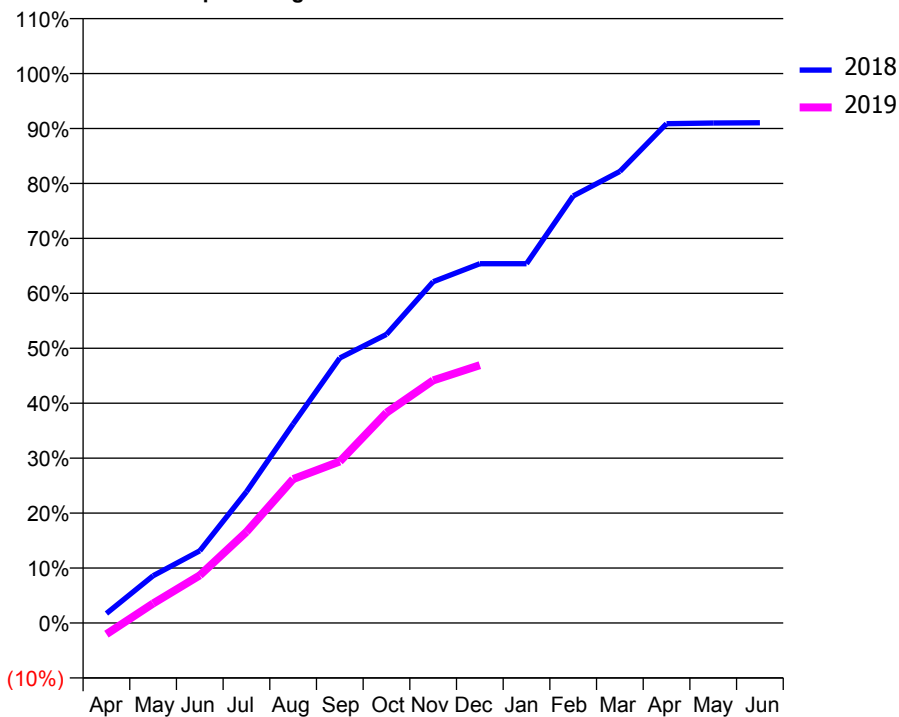
ACCESS*

Patients seen in 24 months	Total	Change since previous quarter
Quarter ending December 2017	2,582	
Quarter ending March 2018	2,568	→
Quarter ending June 2018	2,560	→
Quarter ending September 2018	2,553	→
Quarter ending December 2018	2,541	→
Variance since December 2017	(1.6%)	↓



ACTIVITY

Cumulative percentage of contracted UDA delivered 2018 & 2019



Month	Adjusted Scheduled Activity (UDA)	
	2018	2019
April	183	-217
May	907	376
June	1,388	917
July	2,524	1,751
August	3,824	2,766
September	5,093	3,105
October	5,547	4,042
November	6,558	4,663
December	6,903	4,954
January	6,903	
February	8,205	
March	8,679	
April	9,595	
May	9,608	
June	9,612	

QUALITY

	Quantity	Base Number	Contract	AT	Region	England
% of FP17s for the same patient ID Re-attending within 3 months - Children	103	841	12.2%	12.0%	12.3%	11.8%
% of FP17s for the same patient ID Re-attending within 3 months - Adults	343	1,947	17.6%	15.2%	15.8%	15.6%
% of FP17s for the same patient ID Re-attending between 3 & 9 months - Children	483	841	57.4%	58.4%	60.1%	58.8%
% of FP17s for the same patient ID Re-attending between 3 & 9 months - Adults	1,122	1,947	57.6%	51.4%	53.3%	51.0%
% of FP17s for Band 1 Urgent Courses	287	2,433	11.8%	10.7%	9.0%	9.0%
% of FP17s Relating to Free Repair or Replacements	25	2,433	1.0%	0.9%	1.0%	0.8%
% of FP17s Relating to Continuations	16	2,433	0.7%	0.9%	1.0%	0.9%
% of Patients satisfied with the dentistry they have received	3	3	N/A	94.5%	93.8%	93.2%
% of Patients satisfied with the time they had to wait for an appointment	3	3	N/A	86.4%	89.4%	88.3%

* This is based on patients treated on this contract for their most recent course of treatment. Figures in italics indicate the base number of FP17s or Patient Questionnaire responses are less than 100. N/A is shown where the base number of responses is less than 10 during the period. % is calculated as Quantity/Base number*100

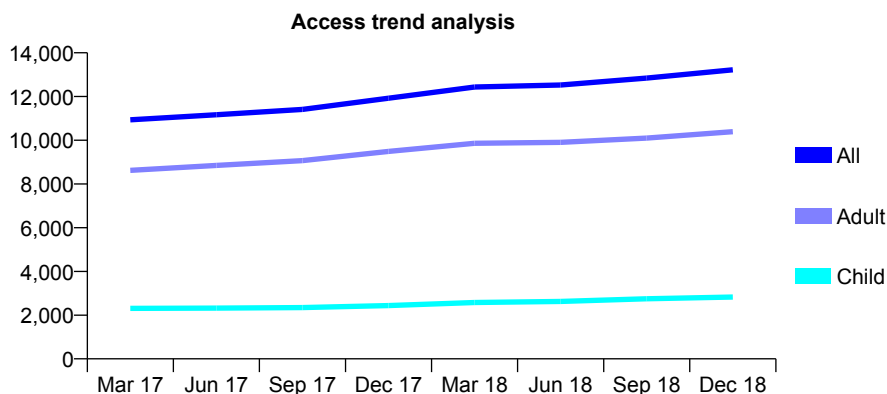
Q47 - Vital Signs At a Glance Contract Report for 159859/0001 - December 2018

Name or company name	Hardhorn Dental Practice
Contract type name	GDS Contract
Purpose of contract	General
Contract start date	01/04/2015
Contract end date	

18/19 Contracted general activity (UDA)	39,516
Carry forward general activity (UDA)	-611
18/19 Contracted orthodontic activity (UOA)	0
Carry forward orthodontic activity (UOA)	0
Baseline contract value	£1,169,508.18

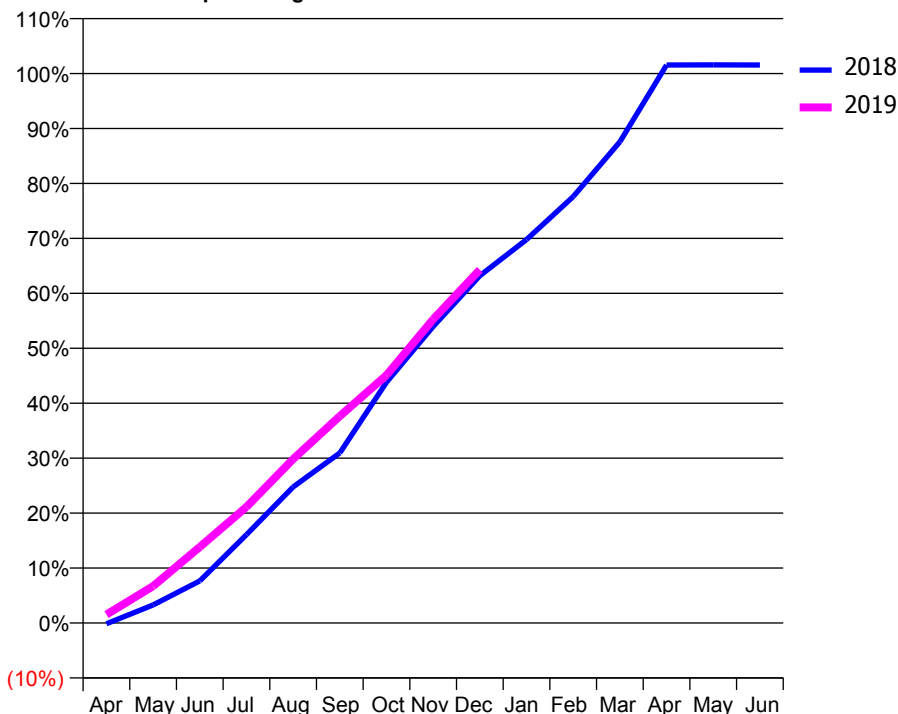
ACCESS*

Patients seen in 24 months	Total	Change since previous quarter
Quarter ending December 2017	11,923	
Quarter ending March 2018	12,438	↑
Quarter ending June 2018	12,529	→
Quarter ending September 2018	12,845	↑
Quarter ending December 2018	13,222	↑
Variance since December 2017	10.9%	↑



ACTIVITY

Cumulative percentage of contracted UDA delivered 2018 & 2019



Month	Adjusted Scheduled Activity (UDA)	
	2018	2019
April	-61	611
May	1,303	2,648
June	3,030	5,472
July	6,350	8,346
August	9,783	11,790
September	12,234	14,881
October	17,313	17,823
November	21,323	21,836
December	24,974	25,403
January	27,575	
February	30,658	
March	34,605	
April	40,127	
May	40,138	
June	40,127	

QUALITY

	Quantity	Base Number	Contract	AT	Region	England
% of FP17s for the same patient ID Re-attending within 3 months - Children	295	3,444	8.6%	12.0%	12.3%	11.8%
% of FP17s for the same patient ID Re-attending within 3 months - Adults	1,835	11,403	16.1%	15.2%	15.8%	15.6%
% of FP17s for the same patient ID Re-attending between 3 & 9 months - Children	2,056	3,444	59.7%	58.4%	60.1%	58.8%
% of FP17s for the same patient ID Re-attending between 3 & 9 months - Adults	6,044	11,403	53.0%	51.4%	53.3%	51.0%
% of FP17s for Band 1 Urgent Courses	1,018	12,013	8.5%	10.7%	9.0%	9.0%
% of FP17s Relating to Free Repair or Replacements	89	12,013	0.7%	0.9%	1.0%	0.8%
% of FP17s Relating to Continuations	69	12,013	0.6%	0.9%	1.0%	0.9%
% of Patients satisfied with the dentistry they have received	6	7	N/A	94.5%	93.8%	93.2%
% of Patients satisfied with the time they had to wait for an appointment	6	7	N/A	86.4%	89.4%	88.3%

* This is based on patients treated on this contract for their most recent course of treatment. Figures in italics indicate the base number of FP17s or Patient Questionnaire responses are less than 100. N/A is shown where the base number of responses is less than 10 during the period. % is calculated as Quantity/Base number*100

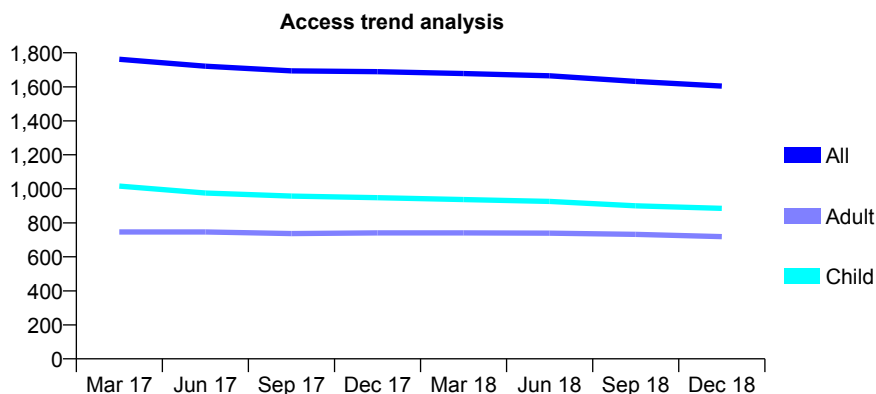
Q47 - Vital Signs At a Glance Contract Report for 161470/0001 - December 2018

Name or company name	Cottage Dental Ormskirk LLP
Contract type name	GDS Contract
Purpose of contract	General
Contract start date	01/01/2011
Contract end date	

18/19 Contracted general activity (UDA)	5,004
Carry forward general activity (UDA)	0
18/19 Contracted orthodontic activity (UOA)	0
Carry forward orthodontic activity (UOA)	0
Baseline contract value	£149,951.85

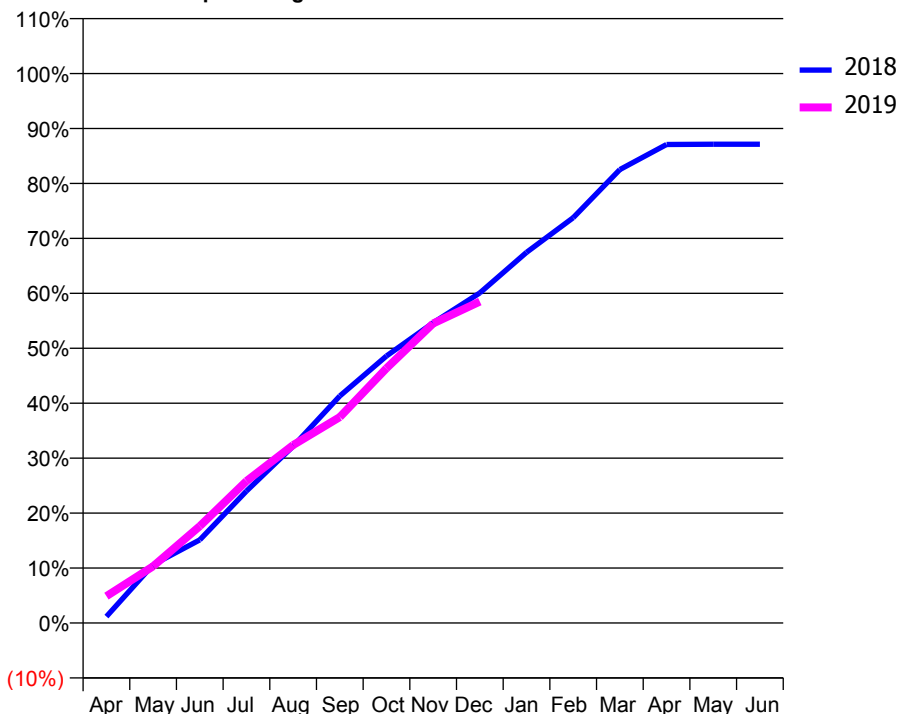
ACCESS*

Patients seen in 24 months	Total	Change since previous quarter
Quarter ending December 2017	1,689	
Quarter ending March 2018	1,678	→
Quarter ending June 2018	1,665	→
Quarter ending September 2018	1,632	↓
Quarter ending December 2018	1,604	↓
Variance since December 2017	(5.0%)	↓



ACTIVITY

Cumulative percentage of contracted UDA delivered 2018 & 2019



Month	Adjusted Scheduled Activity (UDA)	
	2018	2019
April	59	245
May	532	516
June	757	882
July	1,202	1,293
August	1,610	1,621
September	2,067	1,876
October	2,432	2,320
November	2,734	2,727
December	3,006	2,927
January	3,375	
February	3,691	
March	4,129	
April	4,358	
May	4,361	
June	4,361	

QUALITY

	Quantity	Base Number	Contract	AT	Region	England
% of FP17s for the same patient ID Re-attending within 3 months - Children	245	1,466	16.7%	12.0%	12.3%	11.8%
% of FP17s for the same patient ID Re-attending within 3 months - Adults	120	713	16.8%	15.2%	15.8%	15.6%
% of FP17s for the same patient ID Re-attending between 3 & 9 months - Children	1,013	1,466	69.1%	58.4%	60.1%	58.8%
% of FP17s for the same patient ID Re-attending between 3 & 9 months - Adults	458	713	64.2%	51.4%	53.3%	51.0%
% of FP17s for Band 1 Urgent Courses	109	2,028	5.4%	10.7%	9.0%	9.0%
% of FP17s Relating to Free Repair or Replacements	3	2,028	0.1%	0.9%	1.0%	0.8%
% of FP17s Relating to Continuations	4	2,028	0.2%	0.9%	1.0%	0.9%
% of Patients satisfied with the dentistry they have received	1	1	N/A	94.5%	93.8%	93.2%
% of Patients satisfied with the time they had to wait for an appointment	1	1	N/A	86.4%	89.4%	88.3%

* This is based on patients treated on this contract for their most recent course of treatment. Figures in italics indicate the base number of FP17s or Patient Questionnaire responses are less than 100. N/A is shown where the base number of responses is less than 10 during the period. % is calculated as Quantity/Base number*100

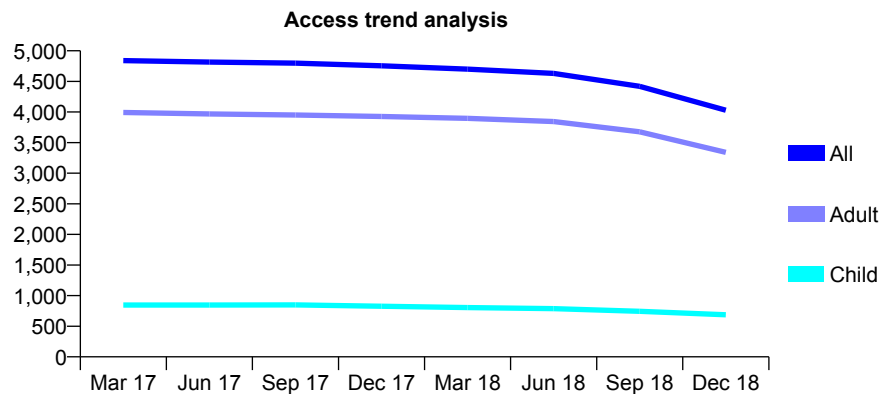
Q47 - Vital Signs At a Glance Contract Report for 164143/0001 - December 2018

Name or company name	Warner Dental Practice Partnership
Contract type name	GDS Contract
Purpose of contract	General
Contract start date	01/08/2013
Contract end date	

18/19 Contracted general activity (UDA)	15,296
Carry forward general activity (UDA)	0
18/19 Contracted orthodontic activity (UOA)	0
Carry forward orthodontic activity (UOA)	0
Baseline contract value	£412,159.82

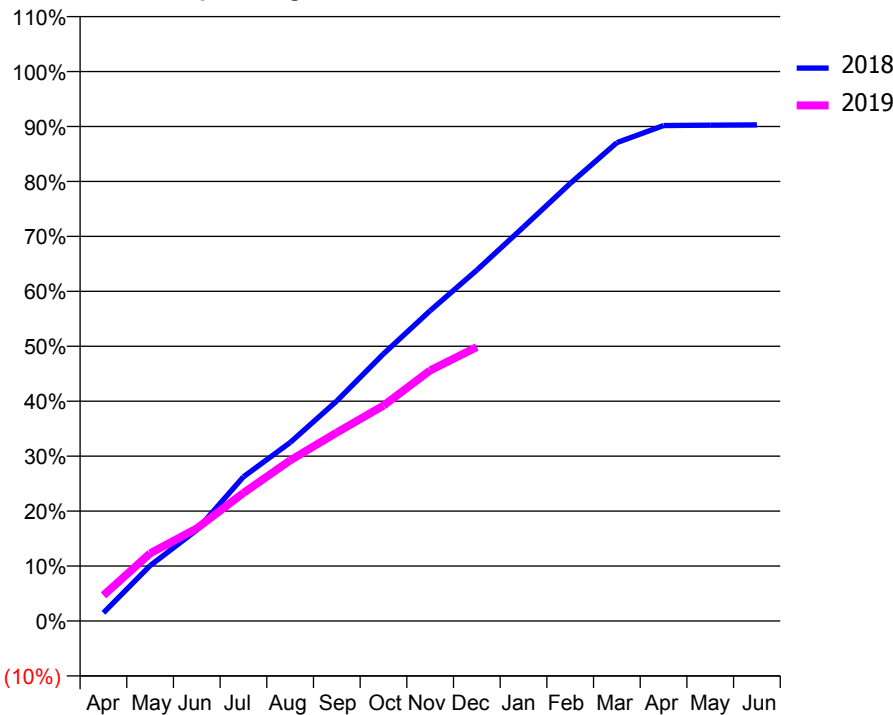
ACCESS*

Patients seen in 24 months	Total	Change since previous quarter
Quarter ending December 2017	4,755	
Quarter ending March 2018	4,700	↓
Quarter ending June 2018	4,631	↓
Quarter ending September 2018	4,420	↓
Quarter ending December 2018	4,029	↓
Variance since December 2017	(15.3%)	↓



ACTIVITY

Cumulative percentage of contracted UDA delivered 2018 & 2019



Month	Adjusted Scheduled Activity (UDA)	
	2018	2019
April	227	713
May	1,544	1,883
June	2,533	2,579
July	4,014	3,563
August	4,967	4,470
September	6,126	5,248
October	7,438	5,995
November	8,638	6,975
December	9,769	7,626
January	10,967	
February	12,182	
March	13,317	
April	13,791	
May	13,804	
June	13,809	

QUALITY

	Quantity	Base Number	Contract	AT	Region	England
% of FP17s for the same patient ID Re-attending within 3 months - Children	41	799	5.1%	12.0%	12.3%	11.8%
% of FP17s for the same patient ID Re-attending within 3 months - Adults	395	3,447	11.5%	15.2%	15.8%	15.6%
% of FP17s for the same patient ID Re-attending between 3 & 9 months - Children	481	799	60.2%	58.4%	60.1%	58.8%
% of FP17s for the same patient ID Re-attending between 3 & 9 months - Adults	1,646	3,447	47.8%	51.4%	53.3%	51.0%
% of FP17s for Band 1 Urgent Courses	280	4,012	7.0%	10.7%	9.0%	9.0%
% of FP17s Relating to Free Repair or Replacements	25	4,012	0.6%	0.9%	1.0%	0.8%
% of FP17s Relating to Continuations	42	4,012	1.0%	0.9%	1.0%	0.9%
% of Patients satisfied with the dentistry they have received	4	5	N/A	94.5%	93.8%	93.2%
% of Patients satisfied with the time they had to wait for an appointment	4	5	N/A	86.4%	89.4%	88.3%

* This is based on patients treated on this contract for their most recent course of treatment. Figures in italics indicate the base number of FP17s or Patient Questionnaire responses are less than 100. N/A is shown where the base number of responses is less than 10 during the period. % is calculated as Quantity/Base number*100

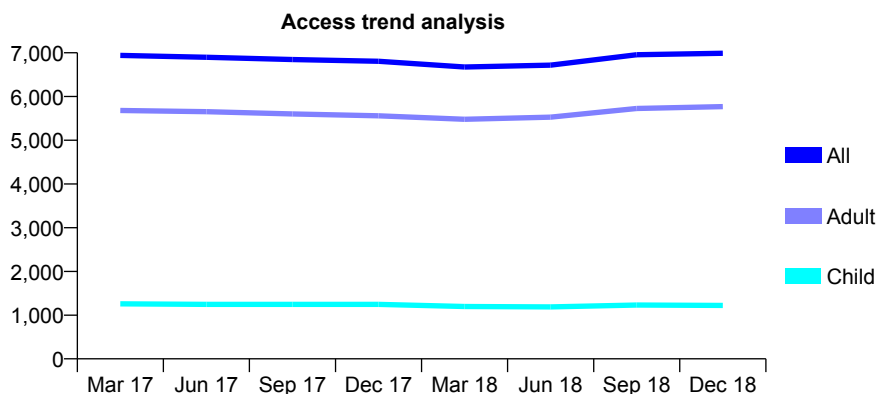
Q47 - Vital Signs At a Glance Contract Report for 165158/0001 - December 2018

Name or company name	The Haverflatts Lane Dental Practice
Contract type name	GDS Contract
Purpose of contract	General
Contract start date	25/11/2009
Contract end date	

18/19 Contracted general activity (UDA)	21,001
Carry forward general activity (UDA)	0
18/19 Contracted orthodontic activity (UOA)	0
Carry forward orthodontic activity (UOA)	0
Baseline contract value	£561,960.45

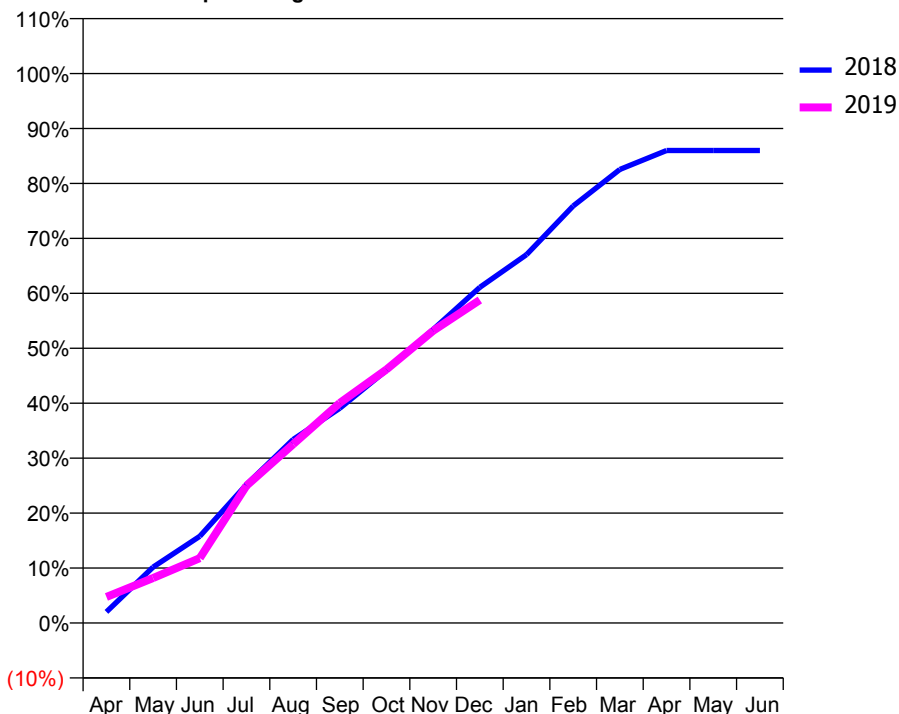
ACCESS*

Patients seen in 24 months	Total	Change since previous quarter
Quarter ending December 2017	6,806	
Quarter ending March 2018	6,676	↓
Quarter ending June 2018	6,717	→
Quarter ending September 2018	6,956	↑
Quarter ending December 2018	6,989	→
Variance since December 2017	2.7%	↑



ACTIVITY

Cumulative percentage of contracted UDA delivered 2018 & 2019



Month	Adjusted Scheduled Activity (UDA)	
	2018	2019
April	427	998
May	2,135	1,722
June	3,317	2,479
July	5,293	5,247
August	7,015	6,833
September	8,207	8,412
October	9,662	9,692
November	11,220	11,169
December	12,830	12,346
January	14,078	
February	15,939	
March	17,334	
April	18,060	
May	18,057	
June	18,057	

QUALITY

	Quantity	Base Number	Contract	AT	Region	England
% of FP17s for the same patient ID Re-attending within 3 months - Children	67	1,417	4.7%	12.0%	12.3%	11.8%
% of FP17s for the same patient ID Re-attending within 3 months - Adults	524	5,709	9.2%	15.2%	15.8%	15.6%
% of FP17s for the same patient ID Re-attending between 3 & 9 months - Children	899	1,417	63.4%	58.4%	60.1%	58.8%
% of FP17s for the same patient ID Re-attending between 3 & 9 months - Adults	2,395	5,709	42.0%	51.4%	53.3%	51.0%
% of FP17s for Band 1 Urgent Courses	348	6,765	5.1%	10.7%	9.0%	9.0%
% of FP17s Relating to Free Repair or Replacements	55	6,765	0.8%	0.9%	1.0%	0.8%
% of FP17s Relating to Continuations	122	6,765	1.8%	0.9%	1.0%	0.9%
% of Patients satisfied with the dentistry they have received	4	6	N/A	94.5%	93.8%	93.2%
% of Patients satisfied with the time they had to wait for an appointment	4	6	N/A	86.4%	89.4%	88.3%

* This is based on patients treated on this contract for their most recent course of treatment. Figures in italics indicate the base number of FP17s or Patient Questionnaire responses are less than 100. N/A is shown where the base number of responses is less than 10 during the period. % is calculated as Quantity/Base number*100

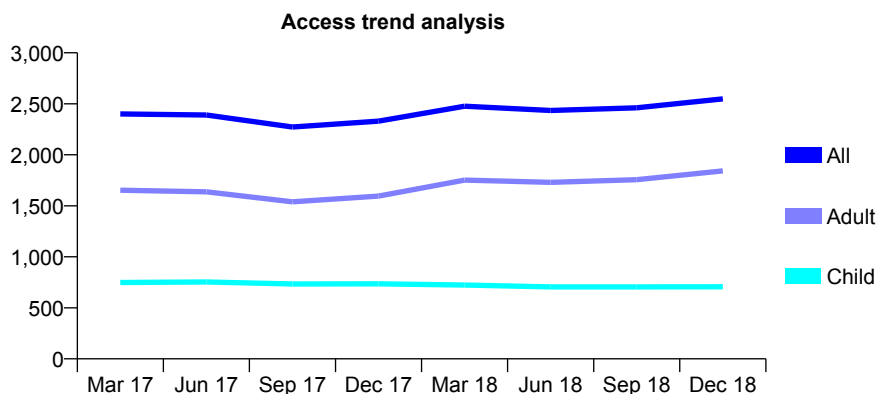
Q47 - Vital Signs At a Glance Contract Report for 166537/0001 - December 2018

Name or company name	Miss R Dhariwal
Contract type name	GDS Contract
Purpose of contract	General and Orthodontic
Contract start date	01/08/2010
Contract end date	

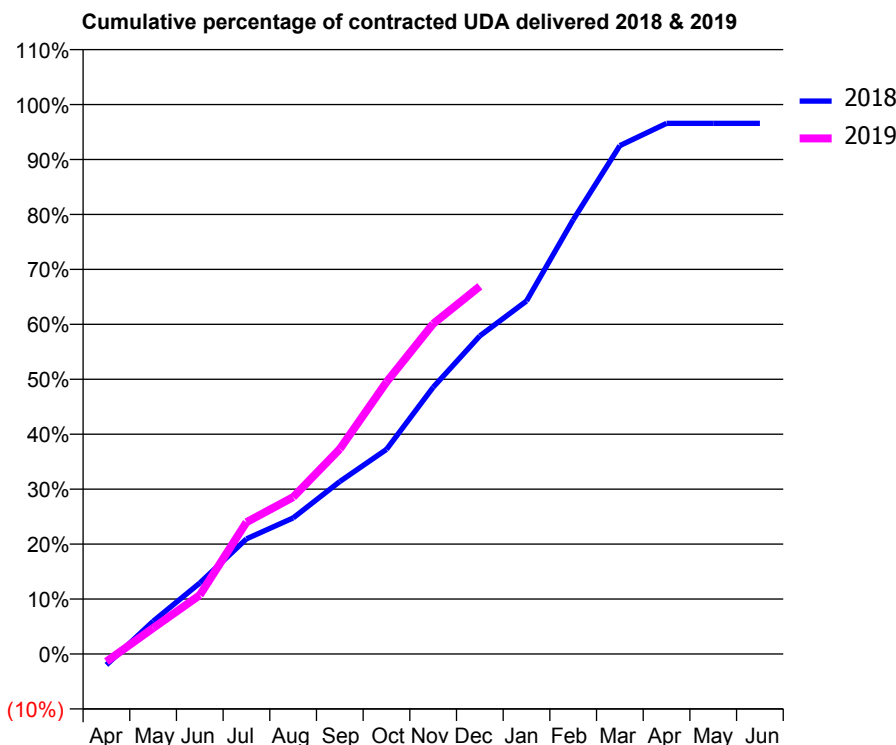
18/19 Contracted general activity (UDA)	6,200
Carry forward general activity (UDA)	212
18/19 Contracted orthodontic activity (UOA)	146
Carry forward orthodontic activity (UOA)	0
Baseline contract value	£206,197.82

ACCESS*

Patients seen in 24 months	Total	Change since previous quarter
Quarter ending December 2017	2,330	
Quarter ending March 2018	2,476	↑
Quarter ending June 2018	2,435	↓
Quarter ending September 2018	2,461	→
Quarter ending December 2018	2,549	↑
Variance since December 2017	9.4%	↑



ACTIVITY



Month	Adjusted Scheduled Activity (UDA)	
	2018	2019
April	-124	-86
May	370	293
June	801	664
July	1,299	1,487
August	1,535	1,770
September	1,946	2,313
October	2,309	3,068
November	3,010	3,727
December	3,590	4,149
January	3,984	
February	4,899	
March	5,736	
April	5,988	
May	5,988	
June	5,988	

QUALITY

	Quantity	Base Number	Contract	AT	Region	England
% of FP17s for the same patient ID Re-attending within 3 months - Children	34	759	4.5%	12.0%	12.3%	11.8%
% of FP17s for the same patient ID Re-attending within 3 months - Adults	180	1,841	9.8%	15.2%	15.8%	15.6%
% of FP17s for the same patient ID Re-attending between 3 & 9 months - Children	488	759	64.3%	58.4%	60.1%	58.8%
% of FP17s for the same patient ID Re-attending between 3 & 9 months - Adults	822	1,841	44.6%	51.4%	53.3%	51.0%
% of FP17s for Band 1 Urgent Courses	228	2,494	9.1%	10.7%	9.0%	9.0%
% of FP17s Relating to Free Repair or Replacements	12	2,494	0.5%	0.9%	1.0%	0.8%
% of FP17s Relating to Continuations	12	2,494	0.5%	0.9%	1.0%	0.9%
% of Patients satisfied with the dentistry they have received	0	0	N/A	94.5%	93.8%	93.2%
% of Patients satisfied with the time they had to wait for an appointment	0	0	N/A	86.4%	89.4%	88.3%

* This is based on patients treated on this contract for their most recent course of treatment. Figures in italics indicate the base number of FP17s or Patient Questionnaire responses are less than 100. N/A is shown where the base number of responses is less than 10 during the period. % is calculated as Quantity/Base number*100

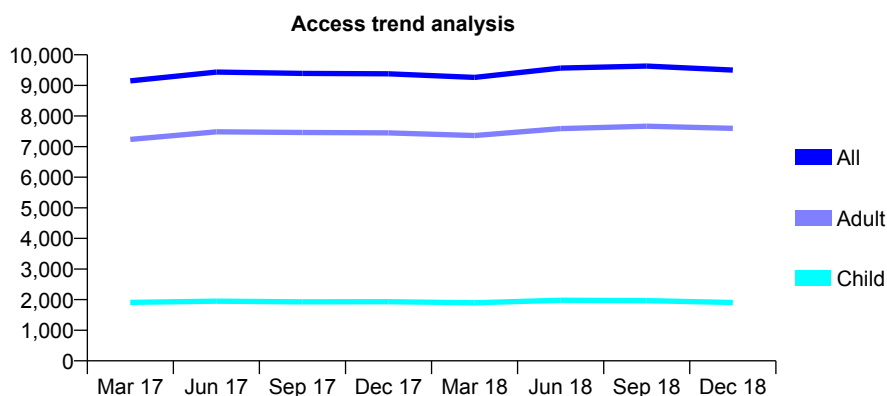
Q47 - Vital Signs At a Glance Contract Report for 167339/0001 - December 2018

Name or company name	St Annes Dental Clinic Ltd
Contract type name	GDS Contract
Purpose of contract	General
Contract start date	06/04/2013
Contract end date	

18/19 Contracted general activity (UDA)	27,421
Carry forward general activity (UDA)	-548
18/19 Contracted orthodontic activity (UOA)	0
Carry forward orthodontic activity (UOA)	0
Baseline contract value	£890,665.98

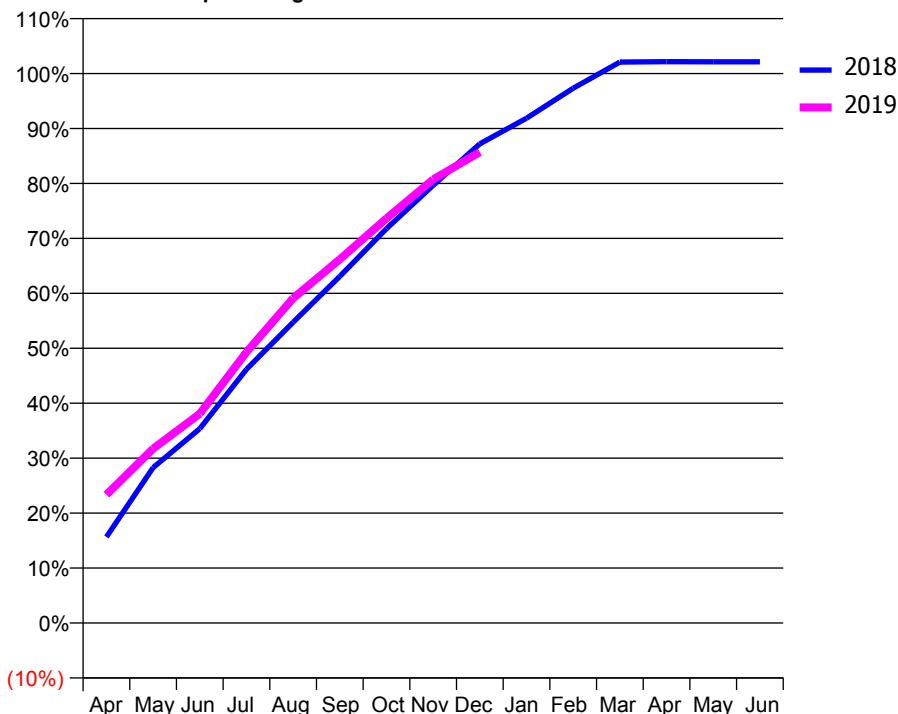
ACCESS*

Patients seen in 24 months	Total	Change since previous quarter
Quarter ending December 2017	9,379	
Quarter ending March 2018	9,260	↓
Quarter ending June 2018	9,566	↑
Quarter ending September 2018	9,633	→
Quarter ending December 2018	9,500	↓
Variance since December 2017	1.3%	→



ACTIVITY

Cumulative percentage of contracted UDA delivered 2018 & 2019



Month	Adjusted Scheduled Activity (UDA)	
	2018	2019
April	4,295	6,405
May	7,756	8,700
June	9,700	10,447
July	12,661	13,515
August	15,006	16,204
September	17,299	18,150
October	19,682	20,189
November	21,842	22,136
December	23,914	23,500
January	25,188	
February	26,689	
March	27,990	
April	28,010	
May	28,007	
June	28,007	

QUALITY

	Quantity	Base Number	Contract	AT	Region	England
% of FP17s for the same patient ID Re-attending within 3 months - Children	145	2,258	6.4%	12.0%	12.3%	11.8%
% of FP17s for the same patient ID Re-attending within 3 months - Adults	1,100	8,620	12.8%	15.2%	15.8%	15.6%
% of FP17s for the same patient ID Re-attending between 3 & 9 months - Children	1,315	2,258	58.2%	58.4%	60.1%	58.8%
% of FP17s for the same patient ID Re-attending between 3 & 9 months - Adults	4,621	8,620	53.6%	51.4%	53.3%	51.0%
% of FP17s for Band 1 Urgent Courses	731	10,885	6.7%	10.7%	9.0%	9.0%
% of FP17s Relating to Free Repair or Replacements	81	10,885	0.7%	0.9%	1.0%	0.8%
% of FP17s Relating to Continuations	127	10,885	1.2%	0.9%	1.0%	0.9%
% of Patients satisfied with the dentistry they have received	1	1	N/A	94.5%	93.8%	93.2%
% of Patients satisfied with the time they had to wait for an appointment	1	1	N/A	86.4%	89.4%	88.3%

* This is based on patients treated on this contract for their most recent course of treatment. Figures in italics indicate the base number of FP17s or Patient Questionnaire responses are less than 100. N/A is shown where the base number of responses is less than 10 during the period. % is calculated as Quantity/Base number*100

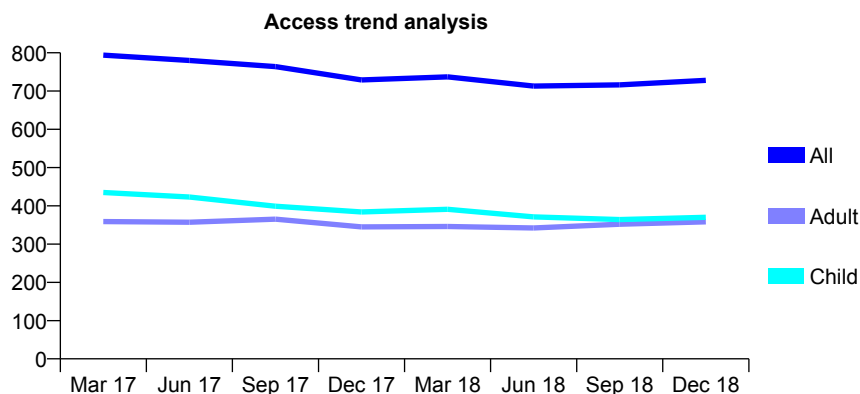
Q47 - Vital Signs At a Glance Contract Report for 167711/0001 - December 2018

Name or company name	Bridge Dental Practice
Contract type name	GDS Contract
Purpose of contract	General and Orthodontic
Contract start date	01/09/2014
Contract end date	

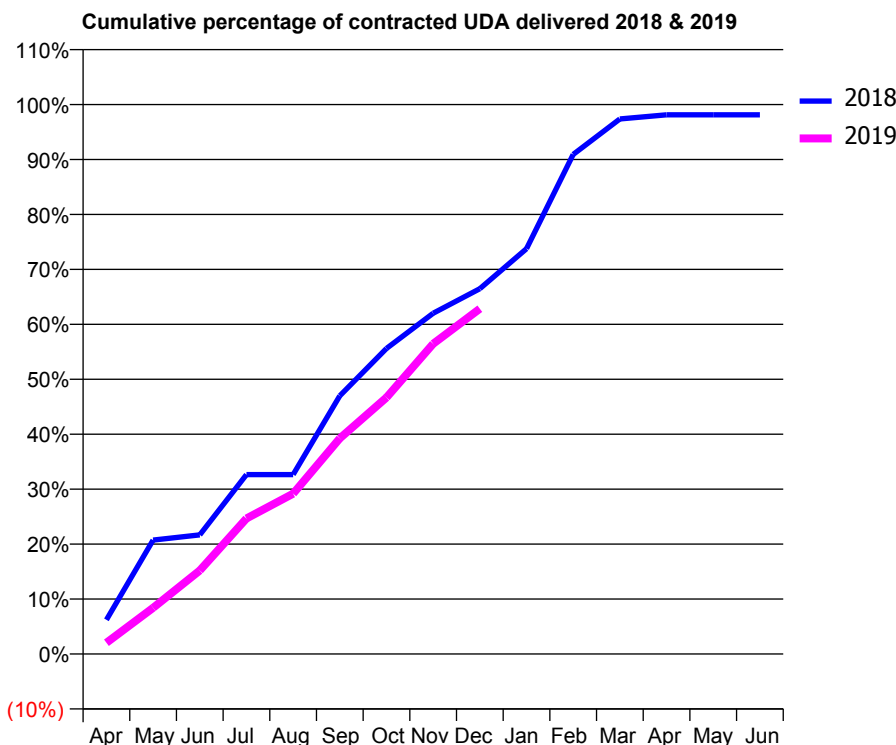
18/19 Contracted general activity (UDA)	2,000
Carry forward general activity (UDA)	0
18/19 Contracted orthodontic activity (UOA)	617
Carry forward orthodontic activity (UOA)	0
Baseline contract value	£83,183.71

ACCESS*

Patients seen in 24 months	Total	Change since previous quarter
Quarter ending December 2017	729	
Quarter ending March 2018	737	→
Quarter ending June 2018	713	↓
Quarter ending September 2018	716	→
Quarter ending December 2018	728	→
Variance since December 2017	(0.1%)	→



ACTIVITY



Month	Adjusted Scheduled Activity (UDA)	
	2018	2019
April	125	41
May	415	168
June	434	304
July	653	493
August	653	584
September	940	785
October	1,112	934
November	1,240	1,129
December	1,330	1,257
January	1,475	
February	1,818	
March	1,947	
April	1,962	
May	1,962	
June	1,962	

QUALITY

	Quantity	Base Number	Contract	AT	Region	England
% of FP17s for the same patient ID Re-attending within 3 months - Children	59	425	13.9%	12.0%	12.3%	11.8%
% of FP17s for the same patient ID Re-attending within 3 months - Adults	62	328	18.9%	15.2%	15.8%	15.6%
% of FP17s for the same patient ID Re-attending between 3 & 9 months - Children	197	425	46.4%	58.4%	60.1%	58.8%
% of FP17s for the same patient ID Re-attending between 3 & 9 months - Adults	133	328	40.5%	51.4%	53.3%	51.0%
% of FP17s for Band 1 Urgent Courses	74	695	10.6%	10.7%	9.0%	9.0%
% of FP17s Relating to Free Repair or Replacements	0	695	0.0%	0.9%	1.0%	0.8%
% of FP17s Relating to Continuations	2	695	0.3%	0.9%	1.0%	0.9%
% of Patients satisfied with the dentistry they have received	0	0	N/A	94.5%	93.8%	93.2%
% of Patients satisfied with the time they had to wait for an appointment	0	0	N/A	86.4%	89.4%	88.3%

* This is based on patients treated on this contract for their most recent course of treatment. Figures in italics indicate the base number of FP17s or Patient Questionnaire responses are less than 100. N/A is shown where the base number of responses is less than 10 during the period. % is calculated as Quantity/Base number*100

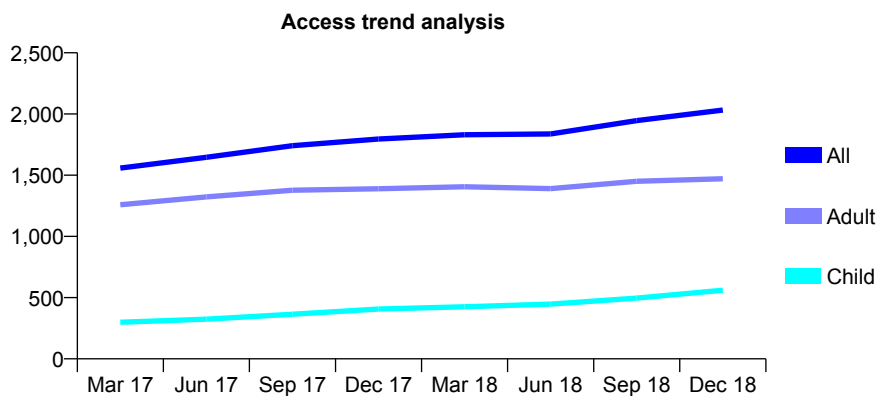
Q47 - Vital Signs At a Glance Contract Report for 168416/0001 - December 2018

Name or company name	Nelson Centre Dental Practice
Contract type name	GDS Contract
Purpose of contract	General
Contract start date	01/04/2013
Contract end date	

18/19 Contracted general activity (UDA)	5,750
Carry forward general activity (UDA)	-111
18/19 Contracted orthodontic activity (UOA)	0
Carry forward orthodontic activity (UOA)	0
Baseline contract value	£190,634.28

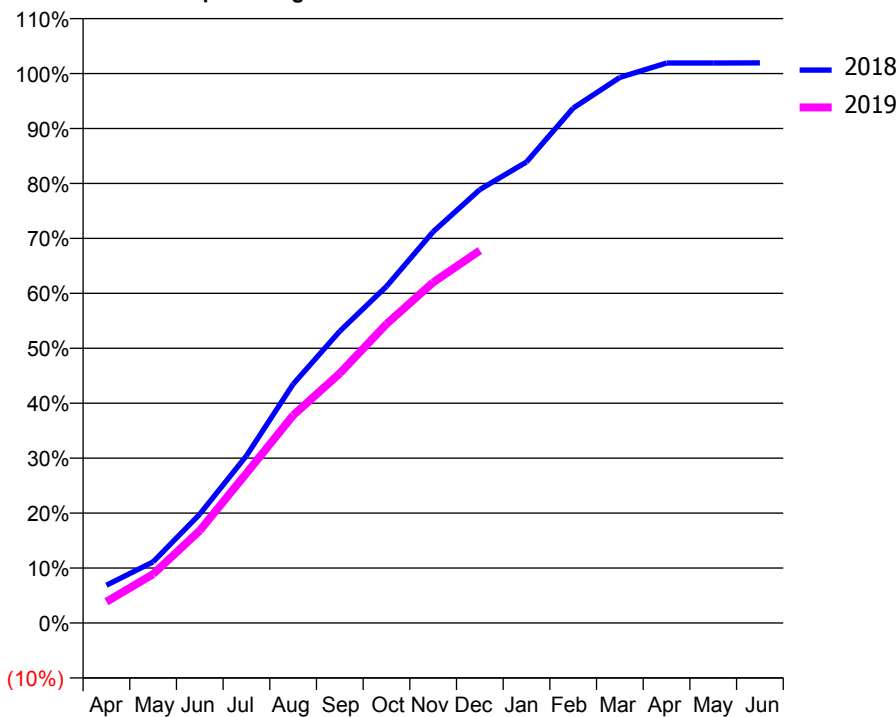
ACCESS*

Patients seen in 24 months	Total	Change since previous quarter
Quarter ending December 2017	1,796	
Quarter ending March 2018	1,831	→
Quarter ending June 2018	1,837	→
Quarter ending September 2018	1,946	↑
Quarter ending December 2018	2,032	↑
Variance since December 2017	13.1%	↑



ACTIVITY

Cumulative percentage of contracted UDA delivered 2018 & 2019



Month	Adjusted Scheduled Activity (UDA)	
	2018	2019
April	396	223
May	640	512
June	1,140	968
July	1,750	1,568
August	2,499	2,174
September	3,053	2,613
October	3,522	3,129
November	4,095	3,565
December	4,535	3,898
January	4,825	
February	5,388	
March	5,709	
April	5,860	
May	5,860	
June	5,861	

QUALITY

	Quantity	Base Number	Contract	AT	Region	England
% of FP17s for the same patient ID Re-attending within 3 months - Children	81	726	11.2%	12.0%	12.3%	11.8%
% of FP17s for the same patient ID Re-attending within 3 months - Adults	234	881	26.6%	15.2%	15.8%	15.6%
% of FP17s for the same patient ID Re-attending between 3 & 9 months - Children	353	726	48.6%	58.4%	60.1%	58.8%
% of FP17s for the same patient ID Re-attending between 3 & 9 months - Adults	272	881	30.9%	51.4%	53.3%	51.0%
% of FP17s for Band 1 Urgent Courses	253	1,553	16.3%	10.7%	9.0%	9.0%
% of FP17s Relating to Free Repair or Replacements	10	1,553	0.6%	0.9%	1.0%	0.8%
% of FP17s Relating to Continuations	4	1,553	0.3%	0.9%	1.0%	0.9%
% of Patients satisfied with the dentistry they have received	1	1	N/A	94.5%	93.8%	93.2%
% of Patients satisfied with the time they had to wait for an appointment	1	1	N/A	86.4%	89.4%	88.3%

* This is based on patients treated on this contract for their most recent course of treatment. Figures in italics indicate the base number of FP17s or Patient Questionnaire responses are less than 100. N/A is shown where the base number of responses is less than 10 during the period. % is calculated as Quantity/Base number*100

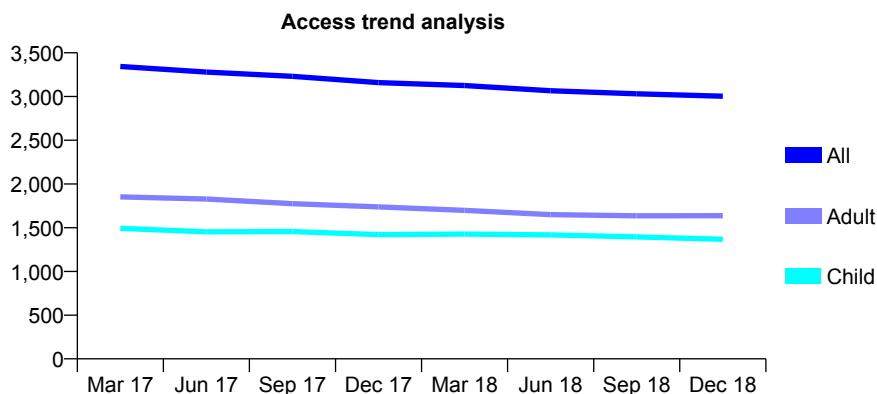
Q47 - Vital Signs At a Glance Contract Report for 168467/0001 - December 2018

Name or company name	Schofield & Pickup
Contract type name	GDS Contract
Purpose of contract	General
Contract start date	22/10/2012
Contract end date	

18/19 Contracted general activity (UDA)	9,500
Carry forward general activity (UDA)	0
18/19 Contracted orthodontic activity (UOA)	0
Carry forward orthodontic activity (UOA)	0
Baseline contract value	£260,714.74

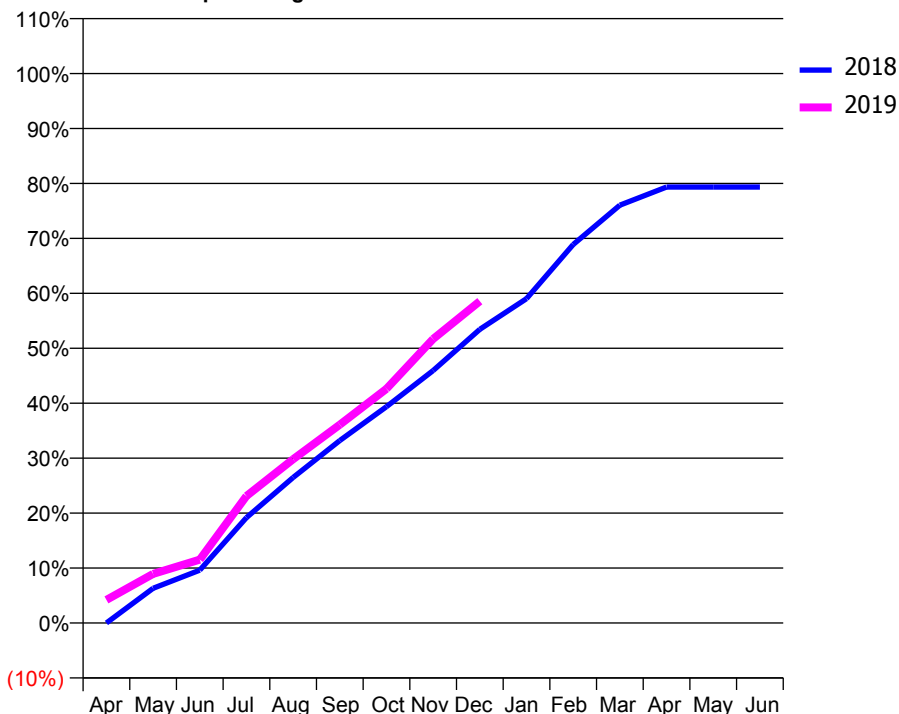
ACCESS*

Patients seen in 24 months	Total	Change since previous quarter
Quarter ending December 2017	3,159	
Quarter ending March 2018	3,125	↓
Quarter ending June 2018	3,066	↓
Quarter ending September 2018	3,031	↓
Quarter ending December 2018	3,004	→
Variance since December 2017	(4.9%)	↓



ACTIVITY

Cumulative percentage of contracted UDA delivered 2018 & 2019



Month	Adjusted Scheduled Activity (UDA)	
	2018	2019
April	0	400
May	600	849
June	913	1,096
July	1,822	2,195
August	2,516	2,833
September	3,155	3,430
October	3,740	4,049
November	4,364	4,913
December	5,077	5,563
January	5,609	
February	6,544	
March	7,225	
April	7,538	
May	7,537	
June	7,537	

QUALITY

	Quantity	Base Number	Contract	AT	Region	England
% of FP17s for the same patient ID Re-attending within 3 months - Children	206	1,879	11.0%	12.0%	12.3%	11.8%
% of FP17s for the same patient ID Re-attending within 3 months - Adults	257	1,799	14.3%	15.2%	15.8%	15.6%
% of FP17s for the same patient ID Re-attending between 3 & 9 months - Children	1,179	1,879	62.7%	58.4%	60.1%	58.8%
% of FP17s for the same patient ID Re-attending between 3 & 9 months - Adults	1,162	1,799	64.6%	51.4%	53.3%	51.0%
% of FP17s for Band 1 Urgent Courses	161	3,486	4.6%	10.7%	9.0%	9.0%
% of FP17s Relating to Free Repair or Replacements	33	3,486	0.9%	0.9%	1.0%	0.8%
% of FP17s Relating to Continuations	2	3,486	0.1%	0.9%	1.0%	0.9%
% of Patients satisfied with the dentistry they have received	7	7	N/A	94.5%	93.8%	93.2%
% of Patients satisfied with the time they had to wait for an appointment	6	7	N/A	86.4%	89.4%	88.3%

* This is based on patients treated on this contract for their most recent course of treatment. Figures in italics indicate the base number of FP17s or Patient Questionnaire responses are less than 100. N/A is shown where the base number of responses is less than 10 during the period. % is calculated as Quantity/Base number*100

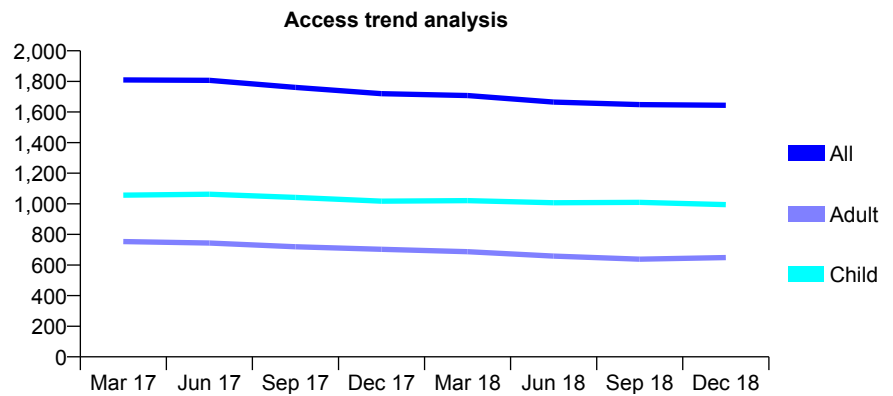
Q47 - Vital Signs At a Glance Contract Report for 171859/0004 - December 2018

Name or company name	Oak Dental Care Limited
Contract type name	GDS Contract
Purpose of contract	General and Orthodontic
Contract start date	01/04/2009
Contract end date	

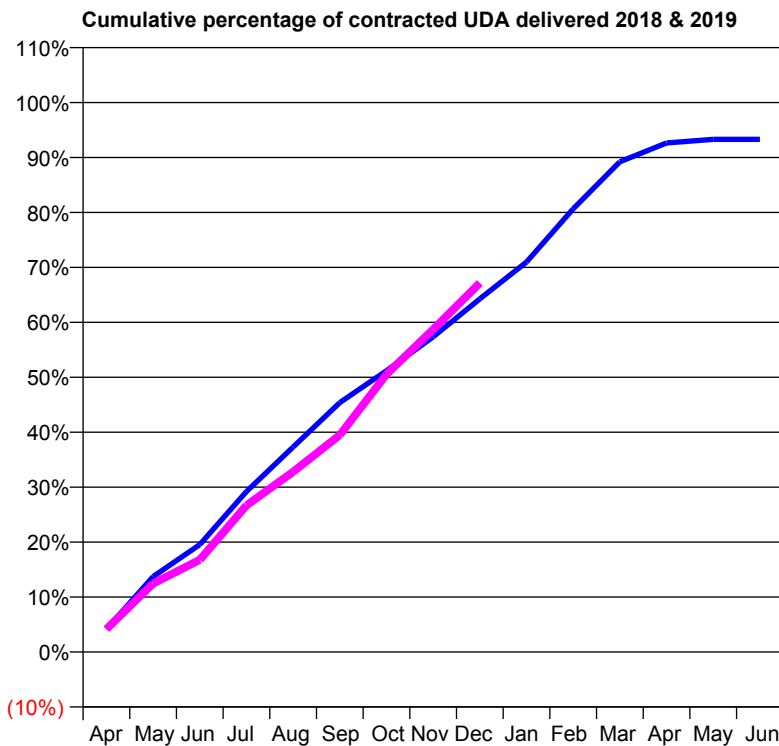
18/19 Contracted general activity (UDA)	4,600
Carry forward general activity (UDA)	0
18/19 Contracted orthodontic activity (UOA)	1,000
Carry forward orthodontic activity (UOA)	0
Baseline contract value	£205,398.03

ACCESS*

Patients seen in 24 months	Total	Change since previous quarter
Quarter ending December 2017	1,720	
Quarter ending March 2018	1,708	→
Quarter ending June 2018	1,665	↓
Quarter ending September 2018	1,648	↓
Quarter ending December 2018	1,644	→
Variance since December 2017	(4.4%)	↓



ACTIVITY



Adjusted Scheduled Activity (UDA)		
Month	2018	2019
April	191	193
May	631	573
June	899	771
July	1,343	1,227
August	1,716	1,509
September	2,088	1,817
October	2,355	2,325
November	2,638	2,701
December	2,957	3,090
January	3,264	
February	3,710	
March	4,104	
April	4,261	
May	4,291	
June	4,291	

QUALITY

	Quantity	Base Number	Contract	AT	Region	England
% of FP17s for the same patient ID Re-attending within 3 months - Children	91	1,015	9.0%	12.0%	12.3%	11.8%
% of FP17s for the same patient ID Re-attending within 3 months - Adults	108	523	20.7%	15.2%	15.8%	15.6%
% of FP17s for the same patient ID Re-attending between 3 & 9 months - Children	564	1,015	55.6%	58.4%	60.1%	58.8%
% of FP17s for the same patient ID Re-attending between 3 & 9 months - Adults	192	523	36.7%	51.4%	53.3%	51.0%
% of FP17s for Band 1 Urgent Courses	98	1,423	6.9%	10.7%	9.0%	9.0%
% of FP17s Relating to Free Repair or Replacements	1	1,423	0.1%	0.9%	1.0%	0.8%
% of FP17s Relating to Continuations	23	1,423	1.6%	0.9%	1.0%	0.9%
% of Patients satisfied with the dentistry they have received	1	1	N/A	94.5%	93.8%	93.2%
% of Patients satisfied with the time they had to wait for an appointment	1	1	N/A	86.4%	89.4%	88.3%

* This is based on patients treated on this contract for their most recent course of treatment. Figures in italics indicate the base number of FP17s or Patient Questionnaire responses are less than 100. N/A is shown where the base number of responses is less than 10 during the period. % is calculated as Quantity/Base number*100

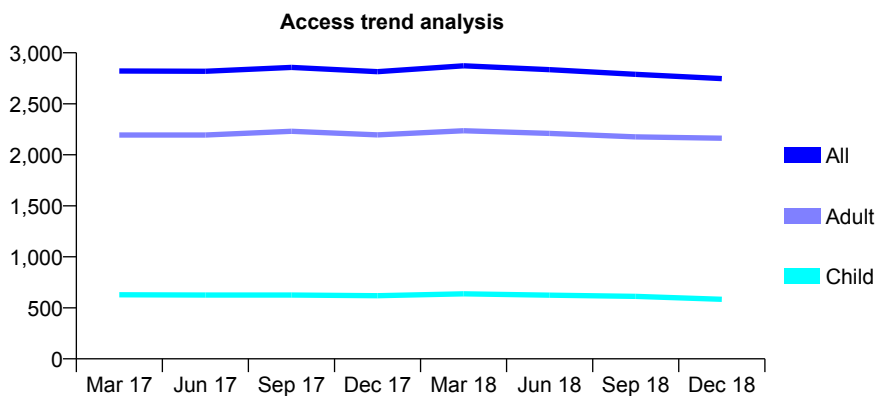
Q47 - Vital Signs At a Glance Contract Report for 175161/0001 - December 2018

Name or company name	Arena Dental Care Partnership
Contract type name	GDS Contract
Purpose of contract	General
Contract start date	01/04/2015
Contract end date	

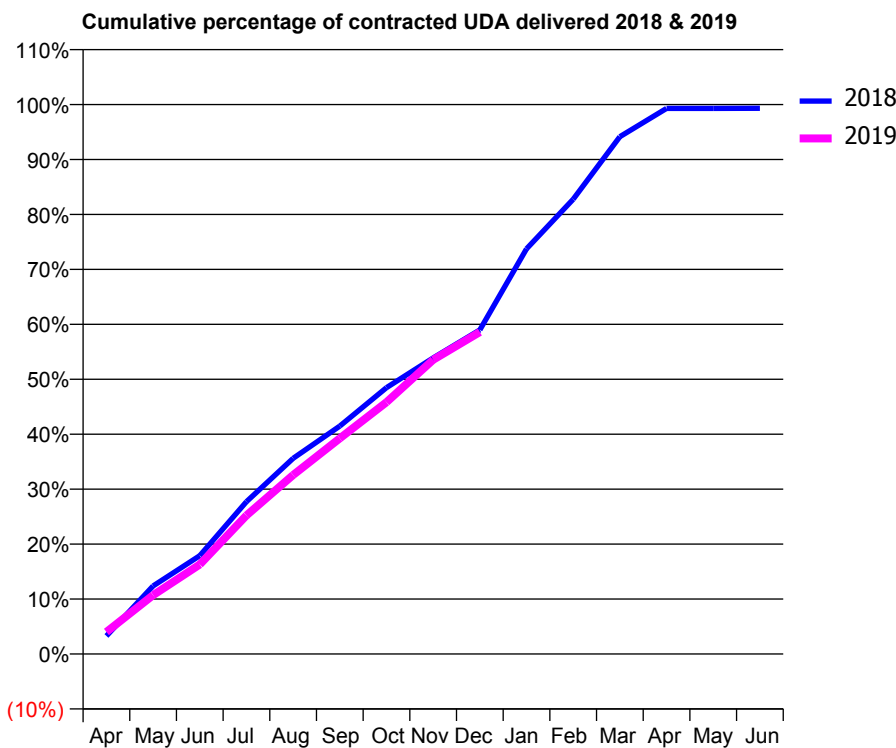
18/19 Contracted general activity (UDA)	10,034
Carry forward general activity (UDA)	68
18/19 Contracted orthodontic activity (UOA)	0
Carry forward orthodontic activity (UOA)	0
Baseline contract value	£251,443.01

ACCESS*

Patients seen in 24 months	Total	Change since previous quarter
Quarter ending December 2017	2,815	
Quarter ending March 2018	2,873	↑
Quarter ending June 2018	2,834	↓
Quarter ending September 2018	2,789	↓
Quarter ending December 2018	2,747	↓
Variance since December 2017	(2.4%)	↓



ACTIVITY



Month	Adjusted Scheduled Activity (UDA)	
	2018	2019
April	329	404
May	1,242	1,075
June	1,795	1,636
July	2,782	2,532
August	3,574	3,269
September	4,162	3,938
October	4,865	4,599
November	5,407	5,373
December	5,919	5,880
January	7,398	
February	8,303	
March	9,446	
April	9,963	
May	9,963	
June	9,966	

QUALITY

	Quantity	Base Number	Contract	AT	Region	England
% of FP17s for the same patient ID Re-attending within 3 months - Children	56	643	8.7%	12.0%	12.3%	11.8%
% of FP17s for the same patient ID Re-attending within 3 months - Adults	399	2,409	16.6%	15.2%	15.8%	15.6%
% of FP17s for the same patient ID Re-attending between 3 & 9 months - Children	414	643	64.4%	58.4%	60.1%	58.8%
% of FP17s for the same patient ID Re-attending between 3 & 9 months - Adults	1,518	2,409	63.0%	51.4%	53.3%	51.0%
% of FP17s for Band 1 Urgent Courses	194	2,877	6.7%	10.7%	9.0%	9.0%
% of FP17s Relating to Free Repair or Replacements	45	2,877	1.6%	0.9%	1.0%	0.8%
% of FP17s Relating to Continuations	48	2,877	1.7%	0.9%	1.0%	0.9%
% of Patients satisfied with the dentistry they have received	2	2	N/A	94.5%	93.8%	93.2%
% of Patients satisfied with the time they had to wait for an appointment	2	2	N/A	86.4%	89.4%	88.3%

* This is based on patients treated on this contract for their most recent course of treatment. Figures in italics indicate the base number of FP17s or Patient Questionnaire responses are less than 100. N/A is shown where the base number of responses is less than 10 during the period. % is calculated as Quantity/Base number*100

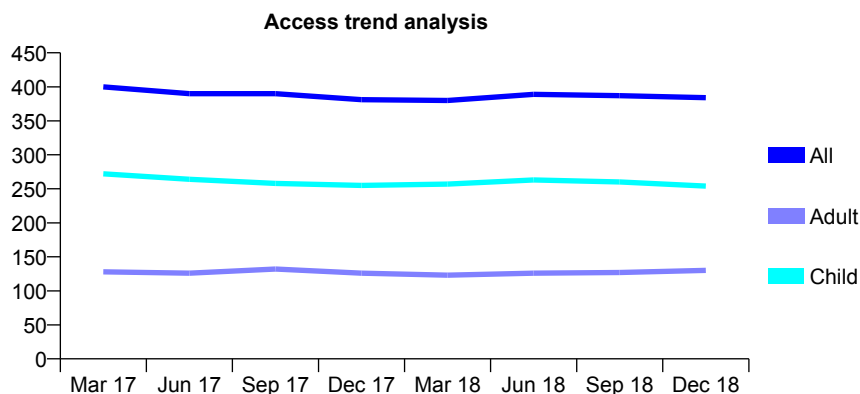
Q47 - Vital Signs At a Glance Contract Report for 176788/0001 - December 2018

Name or company name	Parbold Dental Practice
Contract type name	GDS Contract
Purpose of contract	General
Contract start date	01/04/2012
Contract end date	

18/19 Contracted general activity (UDA)	950
Carry forward general activity (UDA)	0
18/19 Contracted orthodontic activity (UOA)	0
Carry forward orthodontic activity (UOA)	0
Baseline contract value	£24,283.68

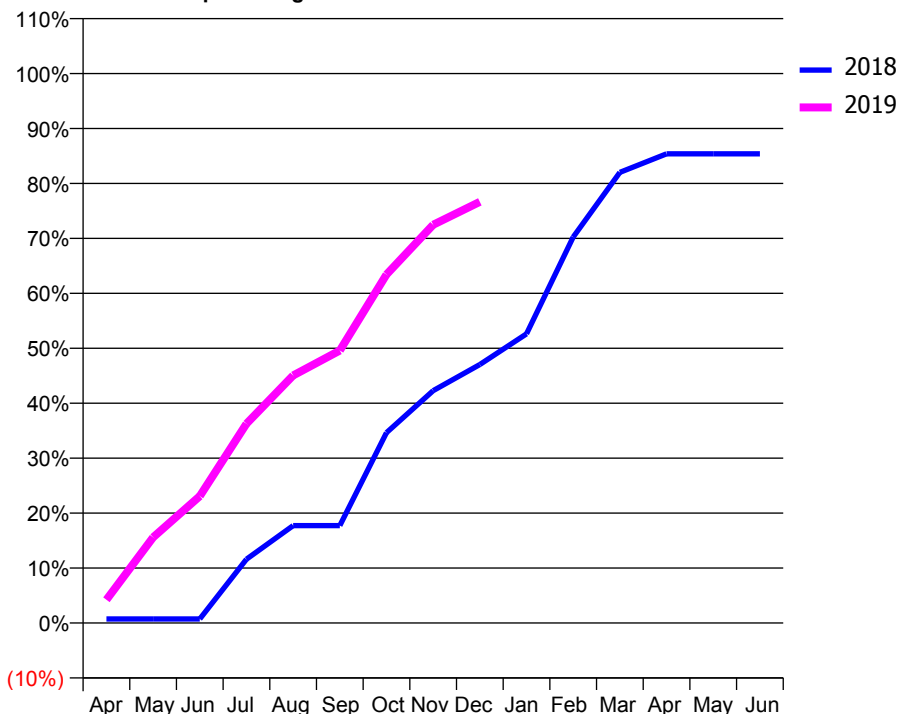
ACCESS*

Patients seen in 24 months	Total	Change since previous quarter
Quarter ending December 2017	381	
Quarter ending March 2018	380	→
Quarter ending June 2018	389	↑
Quarter ending September 2018	387	→
Quarter ending December 2018	384	→
Variance since December 2017	0.8%	→



ACTIVITY

Cumulative percentage of contracted UDA delivered 2018 & 2019



Month	Adjusted Scheduled Activity (UDA)	
	2018	2019
April	7	40
May	7	148
June	7	219
July	110	345
August	168	428
September	168	471
October	329	602
November	402	689
December	447	728
January	500	
February	667	
March	779	
April	811	
May	811	
June	811	

QUALITY

	Quantity	Base Number	Contract	AT	Region	England
% of FP17s for the same patient ID Re-attending within 3 months - Children	47	353	13.3%	12.0%	12.3%	11.8%
% of FP17s for the same patient ID Re-attending within 3 months - Adults	10	101	9.9%	15.2%	15.8%	15.6%
% of FP17s for the same patient ID Re-attending between 3 & 9 months - Children	227	353	64.3%	58.4%	60.1%	58.8%
% of FP17s for the same patient ID Re-attending between 3 & 9 months - Adults	54	101	53.5%	51.4%	53.3%	51.0%
% of FP17s for Band 1 Urgent Courses	22	432	5.1%	10.7%	9.0%	9.0%
% of FP17s Relating to Free Repair or Replacements	1	432	0.2%	0.9%	1.0%	0.8%
% of FP17s Relating to Continuations	0	432	0.0%	0.9%	1.0%	0.9%
% of Patients satisfied with the dentistry they have received	0	0	N/A	94.5%	93.8%	93.2%
% of Patients satisfied with the time they had to wait for an appointment	0	0	N/A	86.4%	89.4%	88.3%

* This is based on patients treated on this contract for their most recent course of treatment. Figures in italics indicate the base number of FP17s or Patient Questionnaire responses are less than 100. N/A is shown where the base number of responses is less than 10 during the period. % is calculated as Quantity/Base number*100

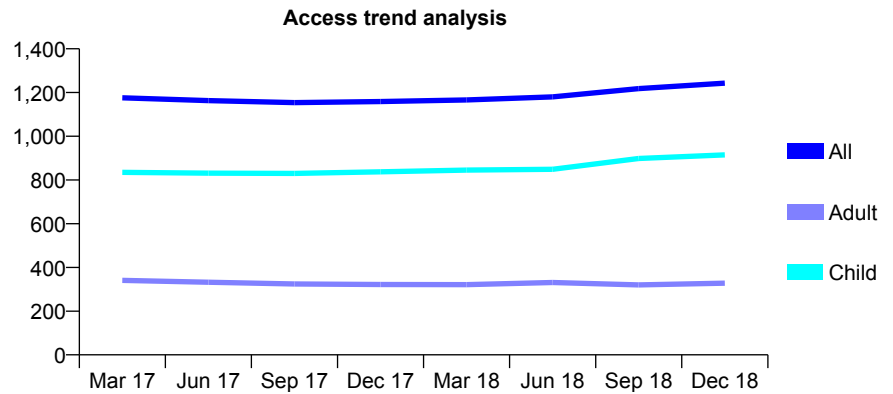
Q47 - Vital Signs At a Glance Contract Report for 177539/0001 - December 2018

Name or company name	Bank View Smile Studios
Contract type name	GDS Contract
Purpose of contract	General
Contract start date	01/02/2010
Contract end date	

18/19 Contracted general activity (UDA)	4,177
Carry forward general activity (UDA)	0
18/19 Contracted orthodontic activity (UOA)	0
Carry forward orthodontic activity (UOA)	0
Baseline contract value	£101,282.54

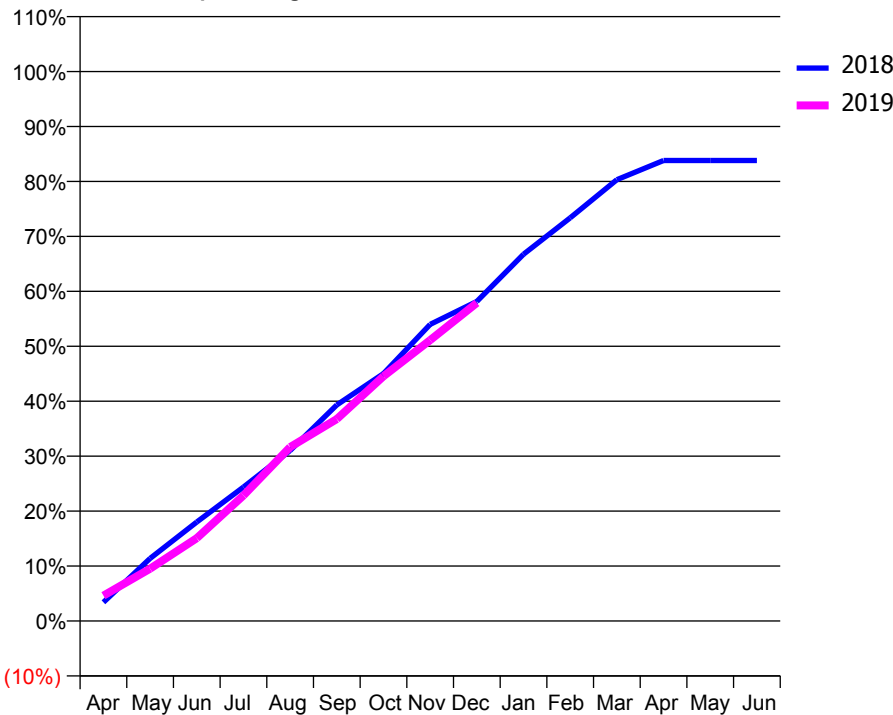
ACCESS*

Patients seen in 24 months	Total	Change since previous quarter
Quarter ending December 2017	1,159	
Quarter ending March 2018	1,166	→
Quarter ending June 2018	1,180	→
Quarter ending September 2018	1,218	↑
Quarter ending December 2018	1,243	↑
Variance since December 2017	7.2%	↑



ACTIVITY

Cumulative percentage of contracted UDA delivered 2018 & 2019



Month	Adjusted Scheduled Activity (UDA)	
	2018	2019
April	142	194
May	476	398
June	752	630
July	1,018	955
August	1,296	1,322
September	1,643	1,535
October	1,880	1,860
November	2,254	2,135
December	2,429	2,418
January	2,788	
February	3,064	
March	3,355	
April	3,500	
May	3,500	
June	3,500	

QUALITY

	Quantity	Base Number	Contract	AT	Region	England
% of FP17s for the same patient ID Re-attending within 3 months - Children	277	1,477	18.8%	12.0%	12.3%	11.8%
% of FP17s for the same patient ID Re-attending within 3 months - Adults	25	274	9.1%	15.2%	15.8%	15.6%
% of FP17s for the same patient ID Re-attending between 3 & 9 months - Children	903	1,477	61.1%	58.4%	60.1%	58.8%
% of FP17s for the same patient ID Re-attending between 3 & 9 months - Adults	198	274	72.3%	51.4%	53.3%	51.0%
% of FP17s for Band 1 Urgent Courses	60	1,667	3.6%	10.7%	9.0%	9.0%
% of FP17s Relating to Free Repair or Replacements	0	1,667	0.0%	0.9%	1.0%	0.8%
% of FP17s Relating to Continuations	0	1,667	0.0%	0.9%	1.0%	0.9%
% of Patients satisfied with the dentistry they have received	3	3	N/A	94.5%	93.8%	93.2%
% of Patients satisfied with the time they had to wait for an appointment	2	3	N/A	86.4%	89.4%	88.3%

* This is based on patients treated on this contract for their most recent course of treatment. Figures in italics indicate the base number of FP17s or Patient Questionnaire responses are less than 100. N/A is shown where the base number of responses is less than 10 during the period. % is calculated as Quantity/Base number*100

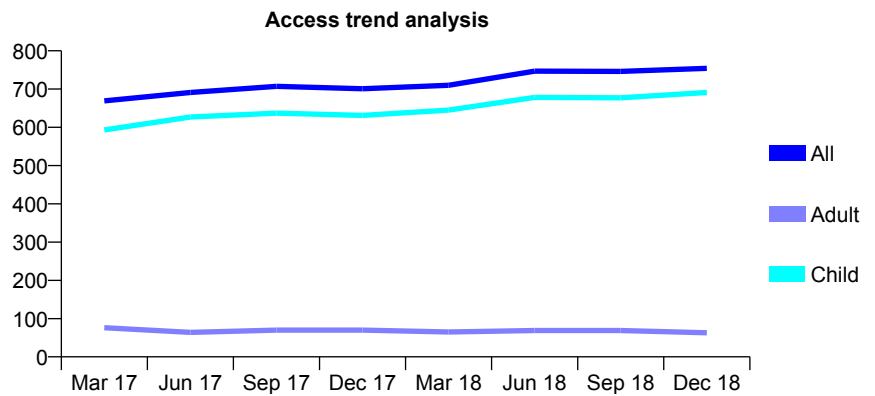
Q47 - Vital Signs At a Glance Contract Report for 177709/0001 - December 2018

Name or company name	Green Dental Partnership
Contract type name	GDS Contract
Purpose of contract	General and Orthodontic
Contract start date	01/04/2013
Contract end date	

18/19 Contracted general activity (UDA)	1,466
Carry forward general activity (UDA)	-17
18/19 Contracted orthodontic activity (UOA)	94
Carry forward orthodontic activity (UOA)	-2
Baseline contract value	£38,016.36

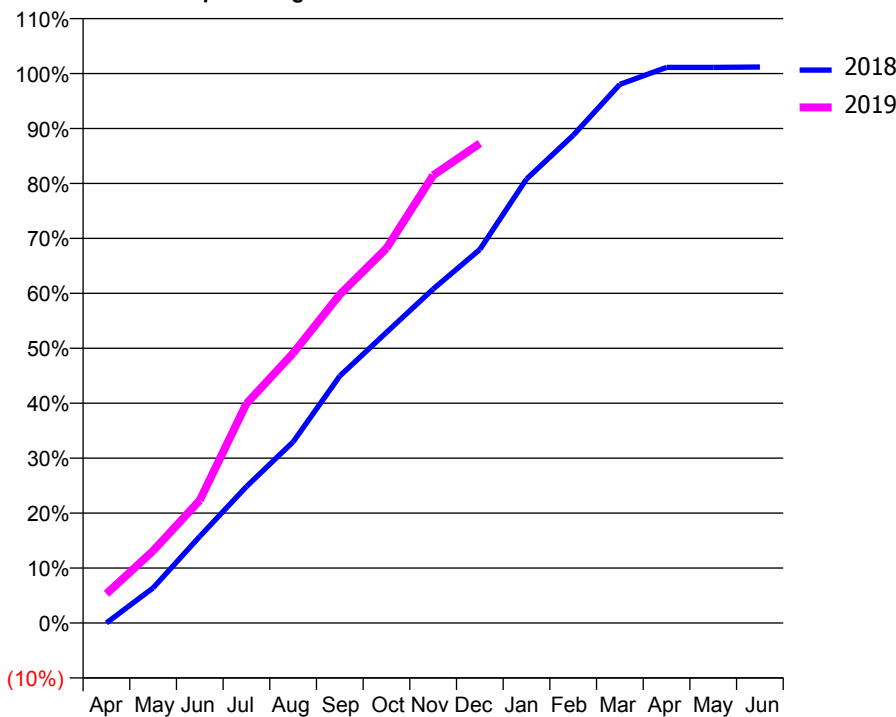
ACCESS*

Patients seen in 24 months	Total	Change since previous quarter
Quarter ending December 2017	701	
Quarter ending March 2018	710	→
Quarter ending June 2018	747	↑
Quarter ending September 2018	746	→
Quarter ending December 2018	754	→
Variance since December 2017	7.6%	↑



ACTIVITY

Cumulative percentage of contracted UDA delivered 2018 & 2019



Month	Adjusted Scheduled Activity (UDA)	
	2018	2019
April	0	78
May	94	193
June	231	327
July	364	585
August	483	720
September	659	876
October	775	1,000
November	891	1,195
December	997	1,280
January	1,184	
February	1,301	
March	1,437	
April	1,482	
May	1,482	
June	1,483	

QUALITY

	Quantity	Base Number	Contract	AT	Region	England
% of FP17s for the same patient ID Re-attending within 3 months - Children	111	1,169	9.5%	12.0%	12.3%	11.8%
% of FP17s for the same patient ID Re-attending within 3 months - Adults	0	0	N/A	15.2%	15.8%	15.6%
% of FP17s for the same patient ID Re-attending between 3 & 9 months - Children	812	1,169	69.5%	58.4%	60.1%	58.8%
% of FP17s for the same patient ID Re-attending between 3 & 9 months - Adults	0	0	N/A	51.4%	53.3%	51.0%
% of FP17s for Band 1 Urgent Courses	34	1,012	3.4%	10.7%	9.0%	9.0%
% of FP17s Relating to Free Repair or Replacements	0	1,012	0.0%	0.9%	1.0%	0.8%
% of FP17s Relating to Continuations	1	1,012	0.1%	0.9%	1.0%	0.9%
% of Patients satisfied with the dentistry they have received	0	0	N/A	94.5%	93.8%	93.2%
% of Patients satisfied with the time they had to wait for an appointment	0	0	N/A	86.4%	89.4%	88.3%

* This is based on patients treated on this contract for their most recent course of treatment. Figures in italics indicate the base number of FP17s or Patient Questionnaire responses are less than 100. N/A is shown where the base number of responses is less than 10 during the period. % is calculated as Quantity/Base number*100

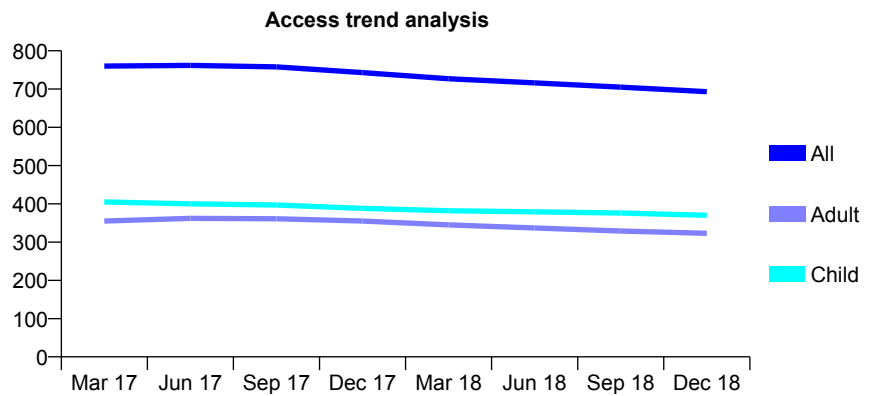
Q47 - Vital Signs At a Glance Contract Report for 181838/0001 - December 2018

Name or company name	Mansion House Dental Practice
Contract type name	GDS Contract
Purpose of contract	General
Contract start date	01/12/2014
Contract end date	

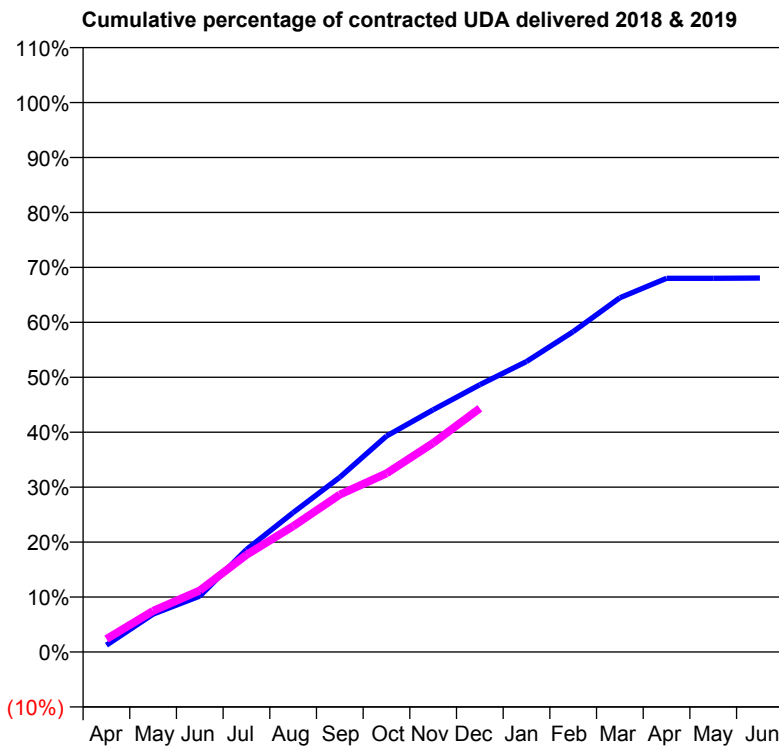
18/19 Contracted general activity (UDA)	2,250
Carry forward general activity (UDA)	0
18/19 Contracted orthodontic activity (UOA)	0
Carry forward orthodontic activity (UOA)	0
Baseline contract value	£64,300.77

ACCESS*

Patients seen in 24 months	Total	Change since previous quarter
Quarter ending December 2017	743	
Quarter ending March 2018	727	↓
Quarter ending June 2018	716	↓
Quarter ending September 2018	705	↓
Quarter ending December 2018	693	↓
Variance since December 2017	(6.7%)	↓



ACTIVITY



Month	Adjusted Scheduled Activity (UDA)	
	2018	2019
April	28	53
May	155	168
June	229	252
July	419	398
August	571	515
September	716	645
October	884	731
November	992	856
December	1,094	998
January	1,190	
February	1,312	
March	1,450	
April	1,530	
May	1,530	
June	1,531	

QUALITY

	Quantity	Base Number	Contract	AT	Region	England
% of FP17s for the same patient ID Re-attending within 3 months - Children	29	436	6.7%	12.0%	12.3%	11.8%
% of FP17s for the same patient ID Re-attending within 3 months - Adults	36	270	13.3%	15.2%	15.8%	15.6%
% of FP17s for the same patient ID Re-attending between 3 & 9 months - Children	279	436	64.0%	58.4%	60.1%	58.8%
% of FP17s for the same patient ID Re-attending between 3 & 9 months - Adults	141	270	52.2%	51.4%	53.3%	51.0%
% of FP17s for Band 1 Urgent Courses	35	662	5.3%	10.7%	9.0%	9.0%
% of FP17s Relating to Free Repair or Replacements	1	662	0.2%	0.9%	1.0%	0.8%
% of FP17s Relating to Continuations	6	662	0.9%	0.9%	1.0%	0.9%
% of Patients satisfied with the dentistry they have received	0	0	N/A	94.5%	93.8%	93.2%
% of Patients satisfied with the time they had to wait for an appointment	0	0	N/A	86.4%	89.4%	88.3%

* This is based on patients treated on this contract for their most recent course of treatment. Figures in italics indicate the base number of FP17s or Patient Questionnaire responses are less than 100. N/A is shown where the base number of responses is less than 10 during the period. % is calculated as Quantity/Base number*100

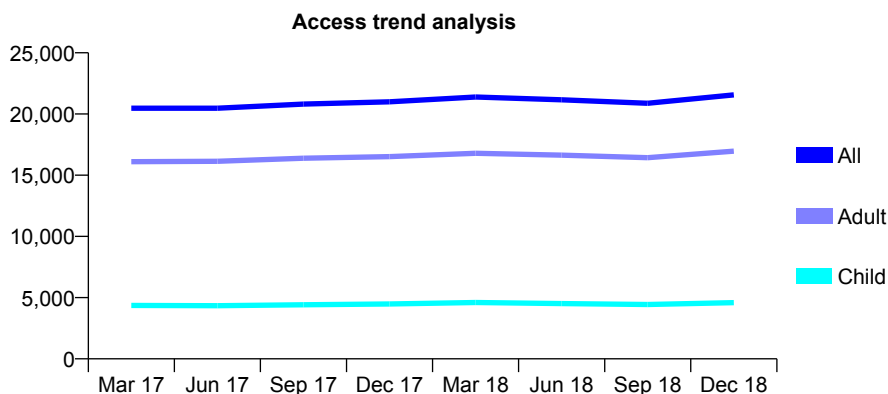
Q47 - Vital Signs At a Glance Contract Report for 182265/0001 - December 2018

Name or company name	King Street Dental Surgery
Contract type name	GDS Contract
Purpose of contract	General
Contract start date	01/04/2009
Contract end date	

18/19 Contracted general activity (UDA)	74,660
Carry forward general activity (UDA)	1,763
18/19 Contracted orthodontic activity (UOA)	0
Carry forward orthodontic activity (UOA)	0
Baseline contract value	£2,232,793.43

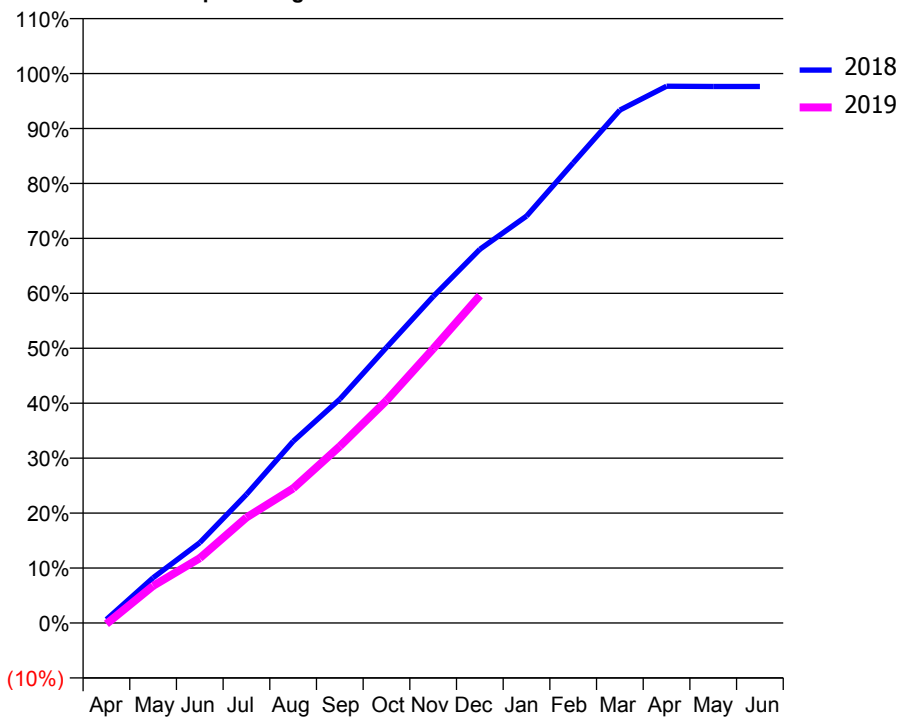
ACCESS*

Patients seen in 24 months	Total	Change since previous quarter
Quarter ending December 2017	21,002	
Quarter ending March 2018	21,392	→
Quarter ending June 2018	21,157	↓
Quarter ending September 2018	20,873	↓
Quarter ending December 2018	21,561	↑
Variance since December 2017	2.7%	↑



ACTIVITY

Cumulative percentage of contracted UDA delivered 2018 & 2019



Month	Adjusted Scheduled Activity (UDA)	
	2018	2019
April	477	-132
May	6,149	5,049
June	10,920	8,809
July	17,468	14,337
August	24,693	18,283
September	30,407	24,012
October	37,438	30,230
November	44,358	37,255
December	50,782	44,494
January	55,288	
February	62,511	
March	69,687	
April	72,931	
May	72,896	
June	72,897	

QUALITY

	Quantity	Base Number	Contract	AT	Region	England
% of FP17s for the same patient ID Re-attending within 3 months - Children	317	4,194	7.6%	12.0%	12.3%	11.8%
% of FP17s for the same patient ID Re-attending within 3 months - Adults	2,550	17,414	14.6%	15.2%	15.8%	15.6%
% of FP17s for the same patient ID Re-attending between 3 & 9 months - Children	2,161	4,194	51.5%	58.4%	60.1%	58.8%
% of FP17s for the same patient ID Re-attending between 3 & 9 months - Adults	10,004	17,414	57.4%	51.4%	53.3%	51.0%
% of FP17s for Band 1 Urgent Courses	1,889	20,420	9.3%	10.7%	9.0%	9.0%
% of FP17s Relating to Free Repair or Replacements	300	20,420	1.5%	0.9%	1.0%	0.8%
% of FP17s Relating to Continuations	199	20,420	1.0%	0.9%	1.0%	0.9%
% of Patients satisfied with the dentistry they have received	11	11	100.0%	94.5%	93.8%	93.2%
% of Patients satisfied with the time they had to wait for an appointment	11	11	100.0%	86.4%	89.4%	88.3%

* This is based on patients treated on this contract for their most recent course of treatment. Figures in italics indicate the base number of FP17s or Patient Questionnaire responses are less than 100. N/A is shown where the base number of responses is less than 10 during the period. % is calculated as Quantity/Base number*100

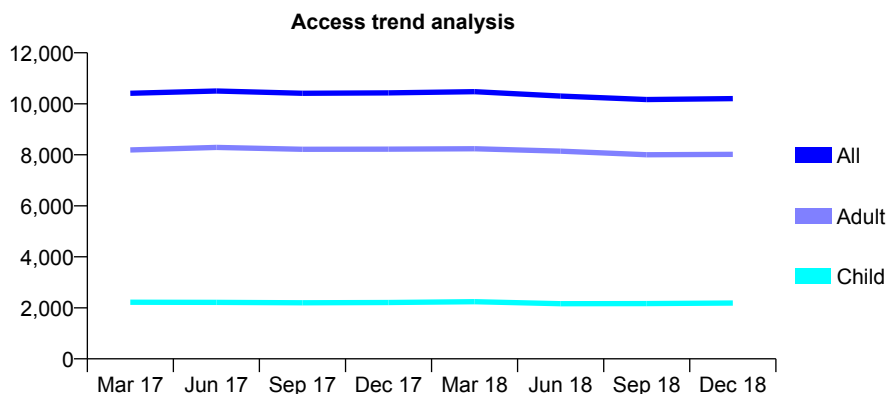
Q47 - Vital Signs At a Glance Contract Report for 183490/0001 - December 2018

Name or company name	MAINSTREAM DENTAL CARE LTD
Contract type name	GDS Contract
Purpose of contract	General
Contract start date	01/04/2010
Contract end date	

18/19 Contracted general activity (UDA)	31,462
Carry forward general activity (UDA)	175
18/19 Contracted orthodontic activity (UOA)	0
Carry forward orthodontic activity (UOA)	0
Baseline contract value	£941,004.22

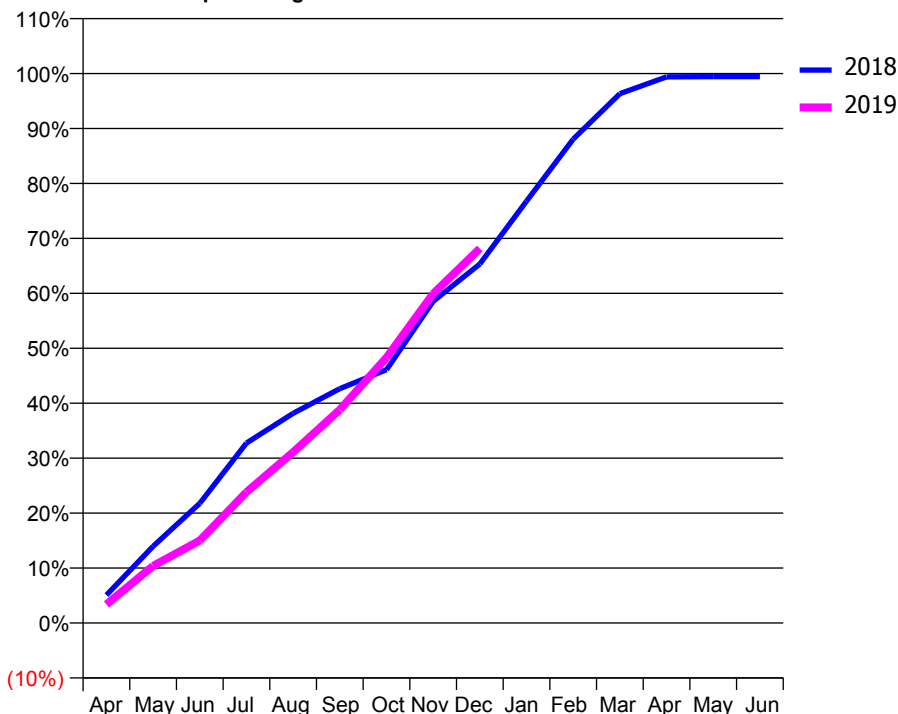
ACCESS*

Patients seen in 24 months	Total	Change since previous quarter
Quarter ending December 2017	10,430	
Quarter ending March 2018	10,476	→
Quarter ending June 2018	10,305	↓
Quarter ending September 2018	10,169	↓
Quarter ending December 2018	10,203	→
Variance since December 2017	(2.2%)	↓



ACTIVITY

Cumulative percentage of contracted UDA delivered 2018 & 2019



Month	Adjusted Scheduled Activity (UDA)	
	2018	2019
April	1,601	1,064
May	4,393	3,273
June	6,853	4,720
July	10,305	7,495
August	12,010	9,786
September	13,417	12,209
October	14,504	15,194
November	18,417	18,852
December	20,556	21,440
January	24,154	
February	27,701	
March	30,303	
April	31,266	
May	31,286	
June	31,287	

QUALITY

	Quantity	Base Number	Contract	AT	Region	England
% of FP17s for the same patient ID Re-attending within 3 months - Children	152	2,557	5.9%	12.0%	12.3%	11.8%
% of FP17s for the same patient ID Re-attending within 3 months - Adults	1,048	9,160	11.4%	15.2%	15.8%	15.6%
% of FP17s for the same patient ID Re-attending between 3 & 9 months - Children	1,671	2,557	65.4%	58.4%	60.1%	58.8%
% of FP17s for the same patient ID Re-attending between 3 & 9 months - Adults	6,142	9,160	67.1%	51.4%	53.3%	51.0%
% of FP17s for Band 1 Urgent Courses	652	10,296	6.3%	10.7%	9.0%	9.0%
% of FP17s Relating to Free Repair or Replacements	157	10,296	1.5%	0.9%	1.0%	0.8%
% of FP17s Relating to Continuations	88	10,296	0.9%	0.9%	1.0%	0.9%
% of Patients satisfied with the dentistry they have received	3	3	N/A	94.5%	93.8%	93.2%
% of Patients satisfied with the time they had to wait for an appointment	3	3	N/A	86.4%	89.4%	88.3%

* This is based on patients treated on this contract for their most recent course of treatment. Figures in italics indicate the base number of FP17s or Patient Questionnaire responses are less than 100. N/A is shown where the base number of responses is less than 10 during the period. % is calculated as Quantity/Base number*100

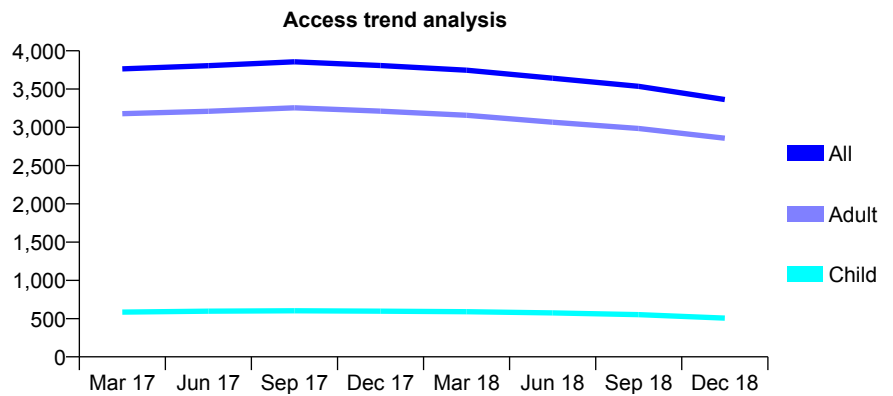
Q47 - Vital Signs At a Glance Contract Report for 183741/0001 - December 2018

Name or company name	Windmill Dental Practice
Contract type name	GDS Contract
Purpose of contract	General
Contract start date	09/09/2013
Contract end date	

18/19 Contracted general activity (UDA)	12,522
Carry forward general activity (UDA)	0
18/19 Contracted orthodontic activity (UOA)	0
Carry forward orthodontic activity (UOA)	0
Baseline contract value	£284,446.46

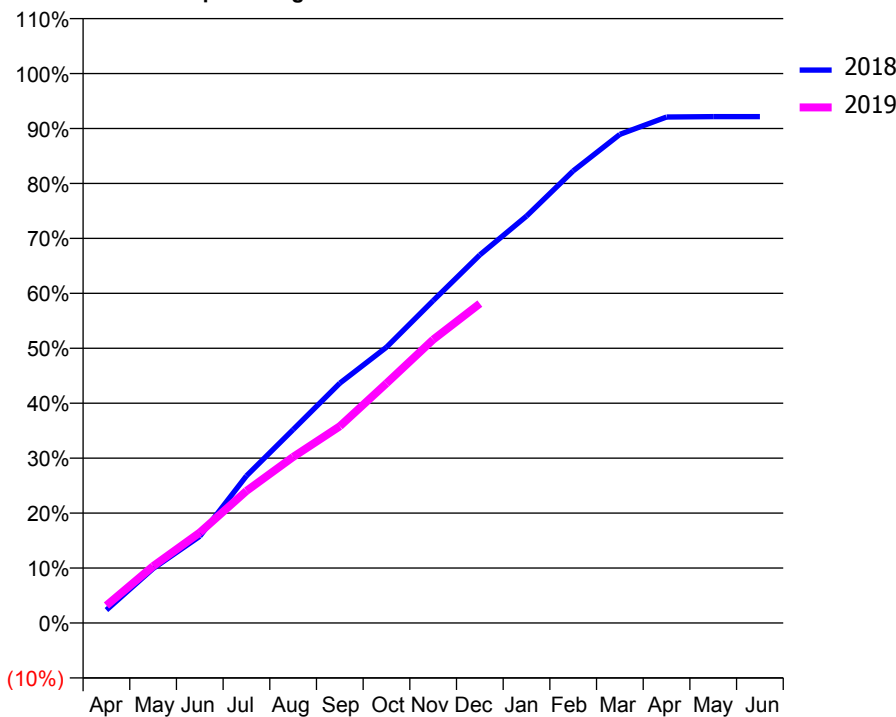
ACCESS*

Patients seen in 24 months	Total	Change since previous quarter
Quarter ending December 2017	3,808	
Quarter ending March 2018	3,747	↓
Quarter ending June 2018	3,642	↓
Quarter ending September 2018	3,536	↓
Quarter ending December 2018	3,363	↓
Variance since December 2017	(11.7%)	↓



ACTIVITY

Cumulative percentage of contracted UDA delivered 2018 & 2019



Month	Adjusted Scheduled Activity (UDA)	
	2018	2019
April	297	401
May	1,242	1,297
June	1,978	2,062
July	3,352	3,011
August	4,407	3,786
September	5,464	4,483
October	6,284	5,461
November	7,345	6,457
December	8,390	7,279
January	9,273	
February	10,303	
March	11,135	
April	11,532	
May	11,540	
June	11,538	

QUALITY

	Quantity	Base Number	Contract	AT	Region	England
% of FP17s for the same patient ID Re-attending within 3 months - Children	49	594	8.2%	12.0%	12.3%	11.8%
% of FP17s for the same patient ID Re-attending within 3 months - Adults	499	3,117	16.0%	15.2%	15.8%	15.6%
% of FP17s for the same patient ID Re-attending between 3 & 9 months - Children	379	594	63.8%	58.4%	60.1%	58.8%
% of FP17s for the same patient ID Re-attending between 3 & 9 months - Adults	1,814	3,117	58.2%	51.4%	53.3%	51.0%
% of FP17s for Band 1 Urgent Courses	466	3,455	13.5%	10.7%	9.0%	9.0%
% of FP17s Relating to Free Repair or Replacements	32	3,455	0.9%	0.9%	1.0%	0.8%
% of FP17s Relating to Continuations	5	3,455	0.1%	0.9%	1.0%	0.9%
% of Patients satisfied with the dentistry they have received	2	3	N/A	94.5%	93.8%	93.2%
% of Patients satisfied with the time they had to wait for an appointment	1	3	N/A	86.4%	89.4%	88.3%

* This is based on patients treated on this contract for their most recent course of treatment. Figures in italics indicate the base number of FP17s or Patient Questionnaire responses are less than 100. N/A is shown where the base number of responses is less than 10 during the period. % is calculated as Quantity/Base number*100

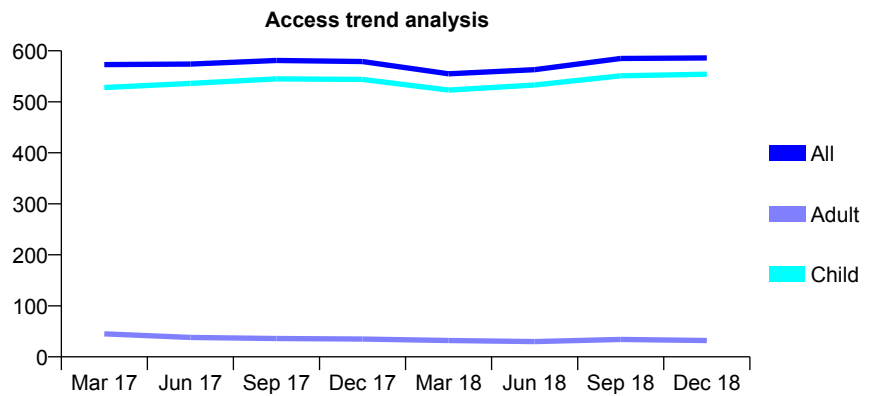
Q47 - Vital Signs At a Glance Contract Report for 183911/0001 - December 2018

Name or company name	Southport Road Dental Practice
Contract type name	GDS Contract
Purpose of contract	General
Contract start date	28/05/2010
Contract end date	

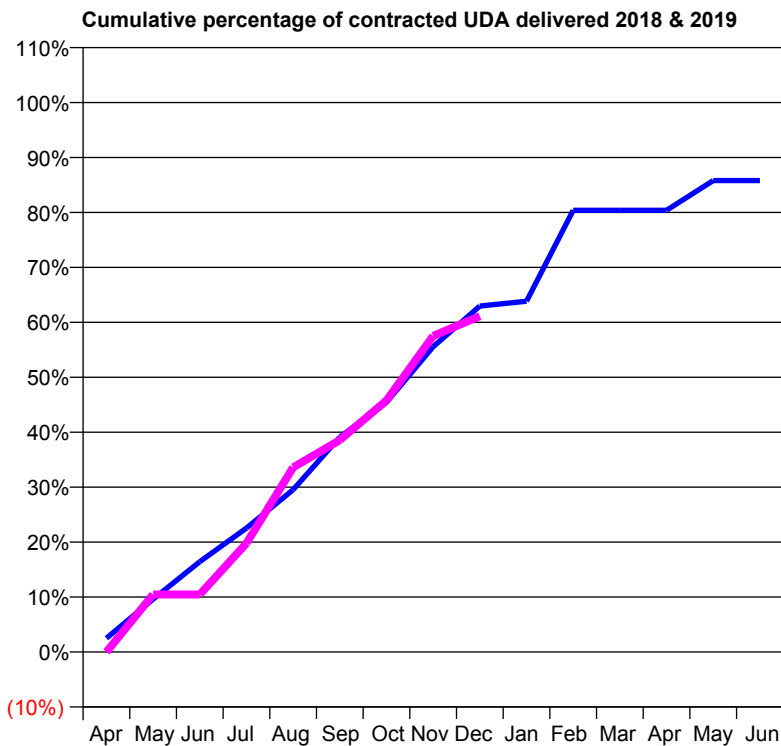
18/19 Contracted general activity (UDA)	1,367
Carry forward general activity (UDA)	0
18/19 Contracted orthodontic activity (UOA)	0
Carry forward orthodontic activity (UOA)	0
Baseline contract value	£33,542.39

ACCESS*

Patients seen in 24 months	Total	Change since previous quarter
Quarter ending December 2017	579	
Quarter ending March 2018	555	↓
Quarter ending June 2018	563	→
Quarter ending September 2018	585	↑
Quarter ending December 2018	586	→
Variance since December 2017	1.2%	→



ACTIVITY



Adjusted Scheduled Activity (UDA)		
Month	2018	2019
April	34	0
May	132	143
June	225	143
July	308	271
August	404	459
September	535	527
October	621	626
November	759	786
December	861	835
January	873	
February	1,099	
March	1,099	
April	1,099	
May	1,173	
June	1,173	

QUALITY

	Quantity	Base Number	Contract	AT	Region	England
% of FP17s for the same patient ID Re-attending within 3 months - Children	53	708	7.5%	12.0%	12.3%	11.8%
% of FP17s for the same patient ID Re-attending within 3 months - Adults	0	0	N/A	15.2%	15.8%	15.6%
% of FP17s for the same patient ID Re-attending between 3 & 9 months - Children	452	708	63.8%	58.4%	60.1%	58.8%
% of FP17s for the same patient ID Re-attending between 3 & 9 months - Adults	0	0	N/A	51.4%	53.3%	51.0%
% of FP17s for Band 1 Urgent Courses	12	629	1.9%	10.7%	9.0%	9.0%
% of FP17s Relating to Free Repair or Replacements	0	629	0.0%	0.9%	1.0%	0.8%
% of FP17s Relating to Continuations	0	629	0.0%	0.9%	1.0%	0.9%
% of Patients satisfied with the dentistry they have received	0	0	N/A	94.5%	93.8%	93.2%
% of Patients satisfied with the time they had to wait for an appointment	0	0	N/A	86.4%	89.4%	88.3%

* This is based on patients treated on this contract for their most recent course of treatment. Figures in italics indicate the base number of FP17s or Patient Questionnaire responses are less than 100. N/A is shown where the base number of responses is less than 10 during the period. % is calculated as Quantity/Base number*100

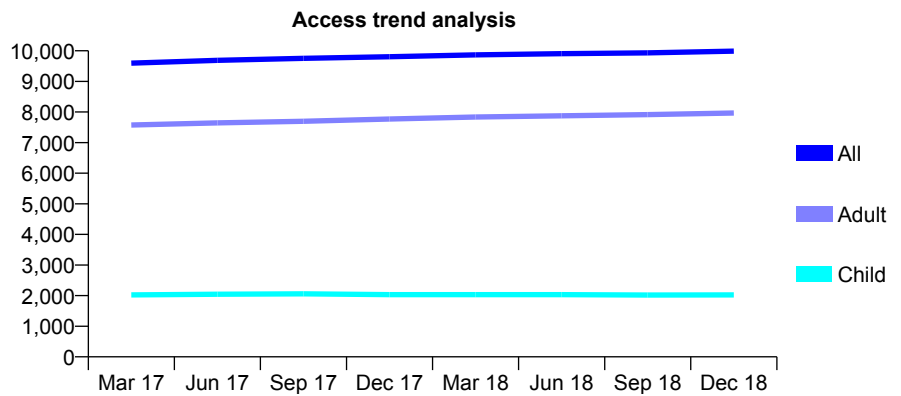
Q47 - Vital Signs At a Glance Contract Report for 184705/0001 - December 2018

Name or company name	Hesketh Lane Dental Practice
Contract type name	GDS Contract
Purpose of contract	General
Contract start date	01/04/2013
Contract end date	

18/19 Contracted general activity (UDA)	27,309
Carry forward general activity (UDA)	-190
18/19 Contracted orthodontic activity (UOA)	0
Carry forward orthodontic activity (UOA)	0
Baseline contract value	£788,588.17

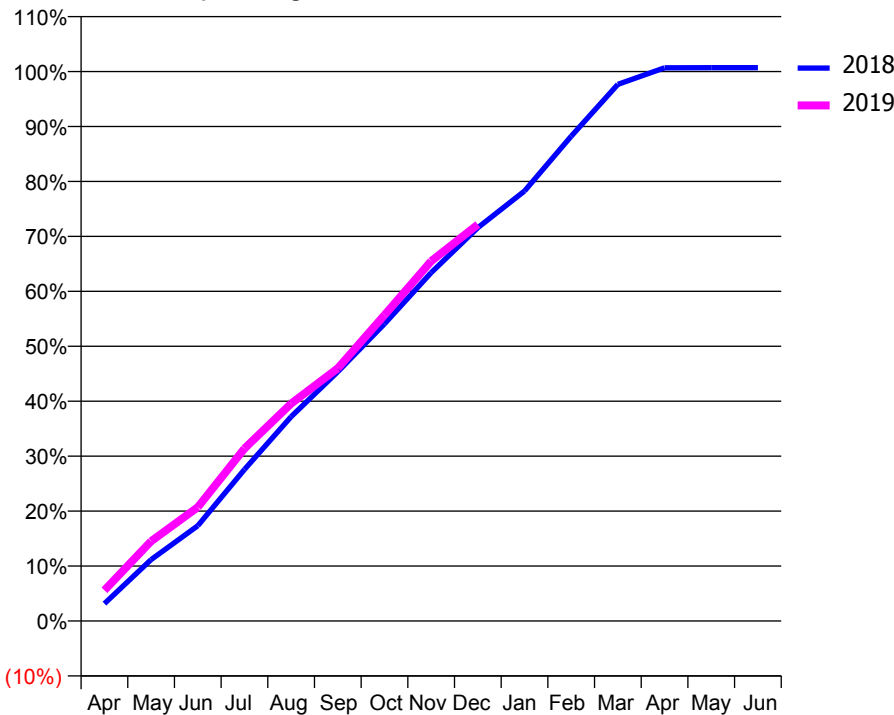
ACCESS*

Patients seen in 24 months	Total	Change since previous quarter
Quarter ending December 2017	9,807	
Quarter ending March 2018	9,867	→
Quarter ending June 2018	9,905	→
Quarter ending September 2018	9,933	→
Quarter ending December 2018	9,989	→
Variance since December 2017	1.9%	→



ACTIVITY

Cumulative percentage of contracted UDA delivered 2018 & 2019



Month	Adjusted Scheduled Activity (UDA)	
	2018	2019
April	866	1,528
May	3,052	3,967
June	4,736	5,658
July	7,531	8,571
August	10,156	10,807
September	12,386	12,559
October	14,766	15,208
November	17,313	17,885
December	19,548	19,703
January	21,366	
February	24,094	
March	26,670	
April	27,494	
May	27,499	
June	27,499	

QUALITY

	Quantity	Base Number	Contract	AT	Region	England
% of FP17s for the same patient ID Re-attending within 3 months - Children	301	2,911	10.3%	12.0%	12.3%	11.8%
% of FP17s for the same patient ID Re-attending within 3 months - Adults	1,578	10,131	15.6%	15.2%	15.8%	15.6%
% of FP17s for the same patient ID Re-attending between 3 & 9 months - Children	2,002	2,911	68.8%	58.4%	60.1%	58.8%
% of FP17s for the same patient ID Re-attending between 3 & 9 months - Adults	5,918	10,131	58.4%	51.4%	53.3%	51.0%
% of FP17s for Band 1 Urgent Courses	945	11,875	8.0%	10.7%	9.0%	9.0%
% of FP17s Relating to Free Repair or Replacements	103	11,875	0.9%	0.9%	1.0%	0.8%
% of FP17s Relating to Continuations	103	11,875	0.9%	0.9%	1.0%	0.9%
% of Patients satisfied with the dentistry they have received	7	7	N/A	94.5%	93.8%	93.2%
% of Patients satisfied with the time they had to wait for an appointment	6	7	N/A	86.4%	89.4%	88.3%

* This is based on patients treated on this contract for their most recent course of treatment. Figures in italics indicate the base number of FP17s or Patient Questionnaire responses are less than 100. N/A is shown where the base number of responses is less than 10 during the period. % is calculated as Quantity/Base number*100

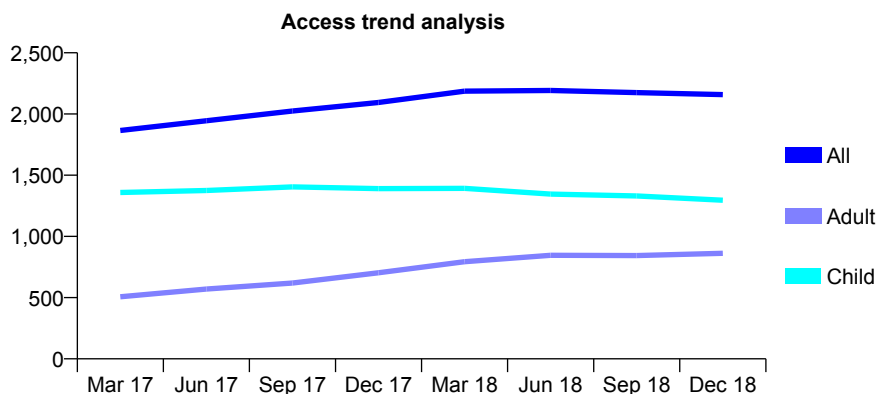
Q47 - Vital Signs At a Glance Contract Report for 185450/0001 - December 2018

Name or company name	Lancashire Dental Partners
Contract type name	GDS Contract
Purpose of contract	General and Orthodontic
Contract start date	01/01/2016
Contract end date	

18/19 Contracted general activity (UDA)	5,600
Carry forward general activity (UDA)	110
18/19 Contracted orthodontic activity (UOA)	2,427
Carry forward orthodontic activity (UOA)	42
Baseline contract value	£309,082.00

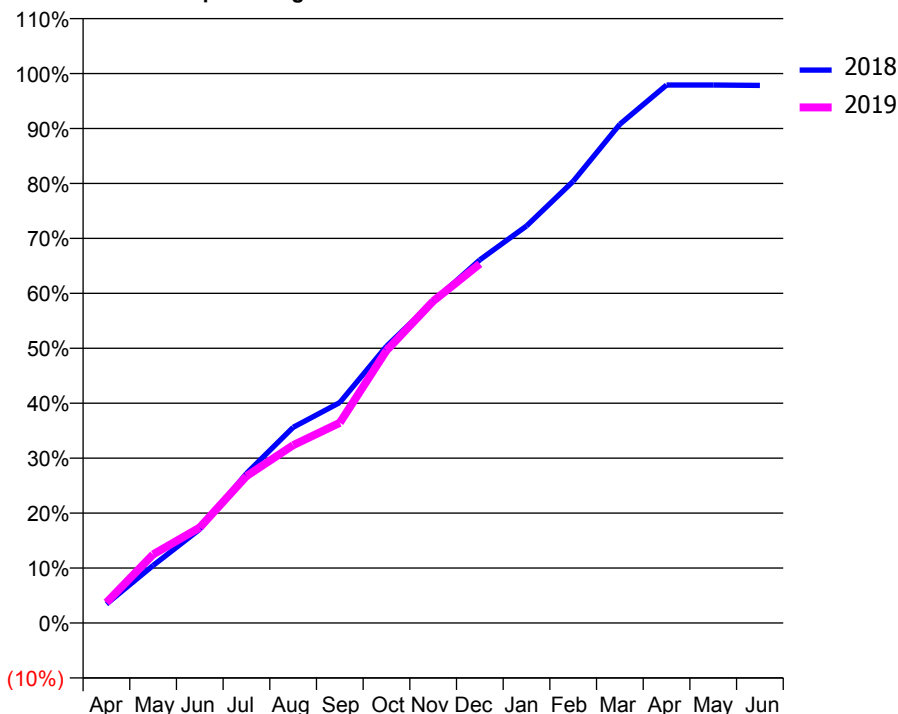
ACCESS*

Patients seen in 24 months	Total	Change since previous quarter
Quarter ending December 2017	2,094	
Quarter ending March 2018	2,187	↑
Quarter ending June 2018	2,192	→
Quarter ending September 2018	2,175	→
Quarter ending December 2018	2,158	→
Variance since December 2017	3.1%	↑



ACTIVITY

Cumulative percentage of contracted UDA delivered 2018 & 2019



Month	Adjusted Scheduled Activity (UDA)	
	2018	2019
April	175	209
May	528	699
June	863	974
July	1,375	1,497
August	1,798	1,813
September	2,027	2,040
October	2,544	2,777
November	2,956	3,280
December	3,337	3,661
January	3,649	
February	4,060	
March	4,584	
April	4,944	
May	4,944	
June	4,940	

QUALITY

	Quantity	Base Number	Contract	AT	Region	England
% of FP17s for the same patient ID Re-attending within 3 months - Children	246	1,991	12.4%	12.0%	12.3%	11.8%
% of FP17s for the same patient ID Re-attending within 3 months - Adults	114	763	14.9%	15.2%	15.8%	15.6%
% of FP17s for the same patient ID Re-attending between 3 & 9 months - Children	951	1,991	47.8%	58.4%	60.1%	58.8%
% of FP17s for the same patient ID Re-attending between 3 & 9 months - Adults	366	763	48.0%	51.4%	53.3%	51.0%
% of FP17s for Band 1 Urgent Courses	184	2,281	8.1%	10.7%	9.0%	9.0%
% of FP17s Relating to Free Repair or Replacements	6	2,281	0.3%	0.9%	1.0%	0.8%
% of FP17s Relating to Continuations	4	2,281	0.2%	0.9%	1.0%	0.9%
% of Patients satisfied with the dentistry they have received	0	0	N/A	94.5%	93.8%	93.2%
% of Patients satisfied with the time they had to wait for an appointment	0	0	N/A	86.4%	89.4%	88.3%

* This is based on patients treated on this contract for their most recent course of treatment. Figures in italics indicate the base number of FP17s or Patient Questionnaire responses are less than 100. N/A is shown where the base number of responses is less than 10 during the period. % is calculated as Quantity/Base number*100

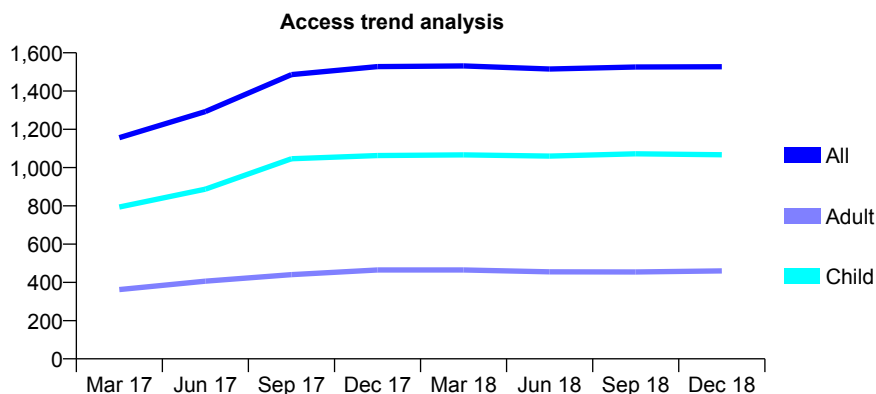
Q47 - Vital Signs At a Glance Contract Report for 185450/0002 - December 2018

Name or company name	Lancashire Dental Partners
Contract type name	GDS Contract
Purpose of contract	General and Orthodontic
Contract start date	01/01/2016
Contract end date	

18/19 Contracted general activity (UDA)	3,700
Carry forward general activity (UDA)	-74
18/19 Contracted orthodontic activity (UOA)	5,196
Carry forward orthodontic activity (UOA)	-80
Baseline contract value	£451,670.59

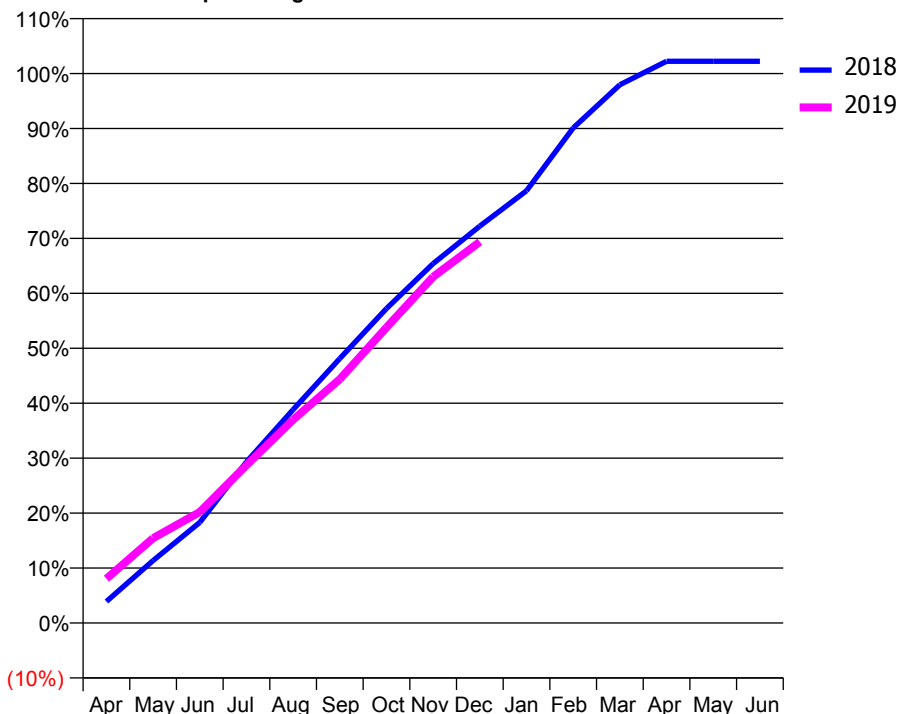
ACCESS*

Patients seen in 24 months	Total	Change since previous quarter
Quarter ending December 2017	1,528	
Quarter ending March 2018	1,531	→
Quarter ending June 2018	1,515	↓
Quarter ending September 2018	1,526	→
Quarter ending December 2018	1,527	→
Variance since December 2017	(0.1%)	→



ACTIVITY

Cumulative percentage of contracted UDA delivered 2018 & 2019



Month	Adjusted Scheduled Activity (UDA)	
	2018	2019
April	145	298
May	421	572
June	677	747
July	1,085	1,063
August	1,437	1,369
September	1,781	1,642
October	2,118	1,990
November	2,420	2,331
December	2,673	2,567
January	2,910	
February	3,333	
March	3,625	
April	3,782	
May	3,782	
June	3,782	

QUALITY

	Quantity	Base Number	Contract	AT	Region	England
% of FP17s for the same patient ID Re-attending within 3 months - Children	274	2,003	13.7%	12.0%	12.3%	11.8%
% of FP17s for the same patient ID Re-attending within 3 months - Adults	79	412	19.2%	15.2%	15.8%	15.6%
% of FP17s for the same patient ID Re-attending between 3 & 9 months - Children	691	2,003	34.5%	58.4%	60.1%	58.8%
% of FP17s for the same patient ID Re-attending between 3 & 9 months - Adults	211	412	51.2%	51.4%	53.3%	51.0%
% of FP17s for Band 1 Urgent Courses	170	1,855	9.2%	10.7%	9.0%	9.0%
% of FP17s Relating to Free Repair or Replacements	2	1,855	0.1%	0.9%	1.0%	0.8%
% of FP17s Relating to Continuations	4	1,855	0.2%	0.9%	1.0%	0.9%
% of Patients satisfied with the dentistry they have received	1	1	N/A	94.5%	93.8%	93.2%
% of Patients satisfied with the time they had to wait for an appointment	1	1	N/A	86.4%	89.4%	88.3%

* This is based on patients treated on this contract for their most recent course of treatment. Figures in italics indicate the base number of FP17s or Patient Questionnaire responses are less than 100. N/A is shown where the base number of responses is less than 10 during the period. % is calculated as Quantity/Base number*100

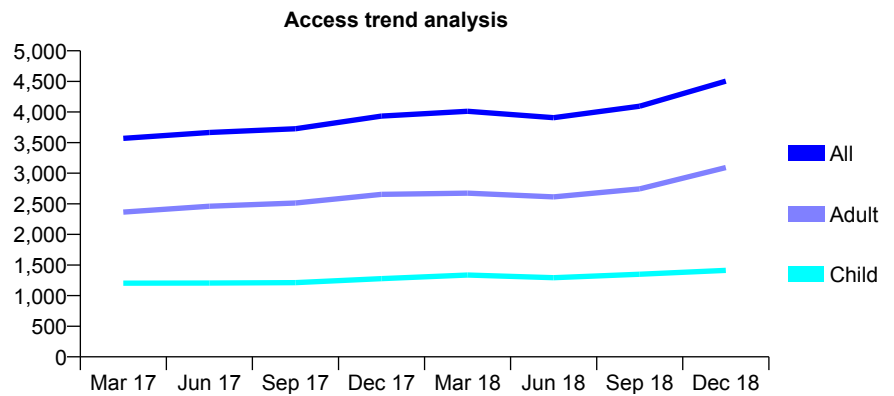
Q47 - Vital Signs At a Glance Contract Report for 185450/0003 - December 2018

Name or company name	Lancashire Dental Partners
Contract type name	GDS Contract
Purpose of contract	General
Contract start date	01/01/2016
Contract end date	

18/19 Contracted general activity (UDA)	15,166
Carry forward general activity (UDA)	-213
18/19 Contracted orthodontic activity (UOA)	0
Carry forward orthodontic activity (UOA)	0
Baseline contract value	£428,763.20

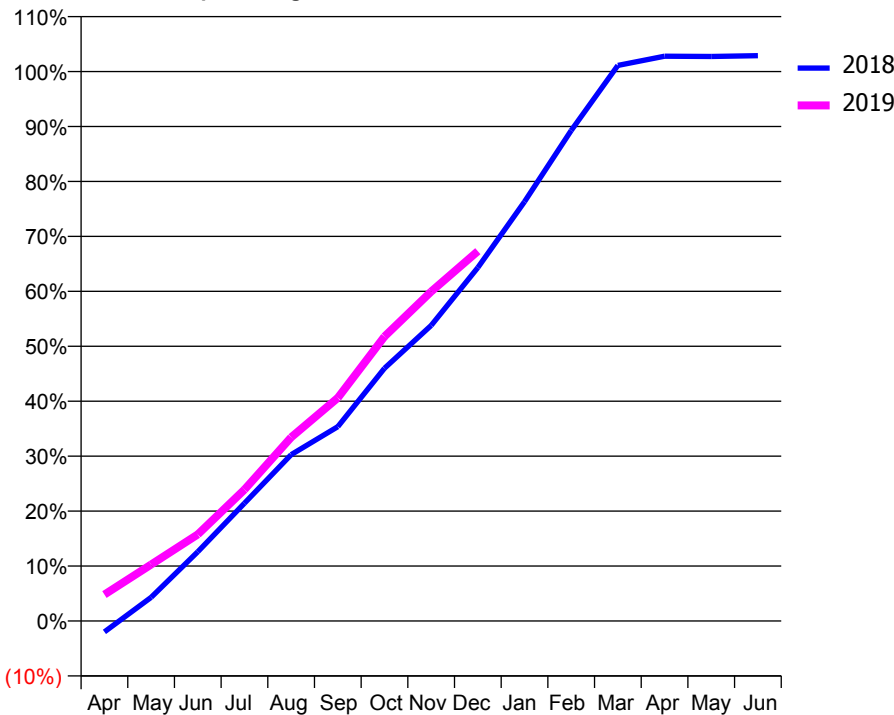
ACCESS*

Patients seen in 24 months	Total	Change since previous quarter
Quarter ending December 2017	3,933	
Quarter ending March 2018	4,012	↑
Quarter ending June 2018	3,907	↓
Quarter ending September 2018	4,095	↑
Quarter ending December 2018	4,505	↑
Variance since December 2017	14.5%	↑



ACTIVITY

Cumulative percentage of contracted UDA delivered 2018 & 2019



Month	Adjusted Scheduled Activity (UDA)	
	2018	2019
April	-214	731
May	460	1,559
June	1,344	2,391
July	2,287	3,627
August	3,228	5,071
September	3,773	6,159
October	4,907	7,852
November	5,738	9,090
December	6,860	10,207
January	8,139	
February	9,521	
March	10,783	
April	10,963	
May	10,957	
June	10,972	

QUALITY

	Quantity	Base Number	Contract	AT	Region	England
% of FP17s for the same patient ID Re-attending within 3 months - Children	166	1,617	10.3%	12.0%	12.3%	11.8%
% of FP17s for the same patient ID Re-attending within 3 months - Adults	516	3,219	16.0%	15.2%	15.8%	15.6%
% of FP17s for the same patient ID Re-attending between 3 & 9 months - Children	904	1,617	55.9%	58.4%	60.1%	58.8%
% of FP17s for the same patient ID Re-attending between 3 & 9 months - Adults	1,521	3,219	47.3%	51.4%	53.3%	51.0%
% of FP17s for Band 1 Urgent Courses	367	4,755	7.7%	10.7%	9.0%	9.0%
% of FP17s Relating to Free Repair or Replacements	30	4,755	0.6%	0.9%	1.0%	0.8%
% of FP17s Relating to Continuations	24	4,755	0.5%	0.9%	1.0%	0.9%
% of Patients satisfied with the dentistry they have received	1	1	N/A	94.5%	93.8%	93.2%
% of Patients satisfied with the time they had to wait for an appointment	1	1	N/A	86.4%	89.4%	88.3%

* This is based on patients treated on this contract for their most recent course of treatment. Figures in italics indicate the base number of FP17s or Patient Questionnaire responses are less than 100. N/A is shown where the base number of responses is less than 10 during the period. % is calculated as Quantity/Base number*100

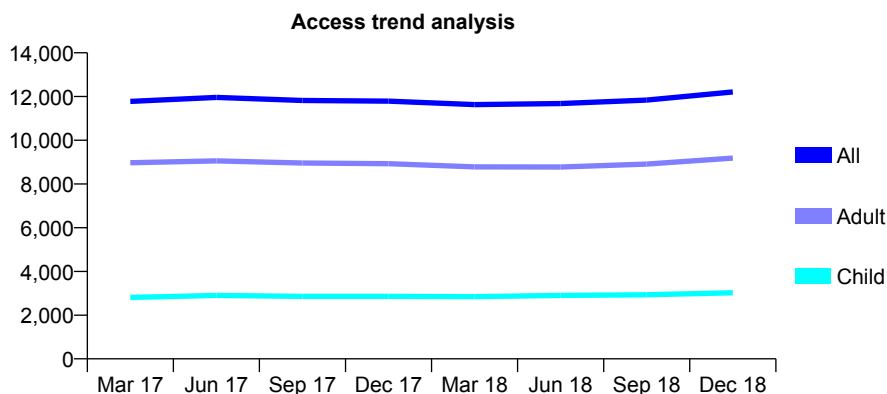
Q47 - Vital Signs At a Glance Contract Report for 188433/0002 - December 2018

Name or company name	Fleetwood Practice Ltd
Contract type name	GDS Contract
Purpose of contract	General
Contract start date	01/04/2013
Contract end date	

18/19 Contracted general activity (UDA)	44,423
Carry forward general activity (UDA)	0
18/19 Contracted orthodontic activity (UOA)	0
Carry forward orthodontic activity (UOA)	0
Baseline contract value	£1,312,918.52

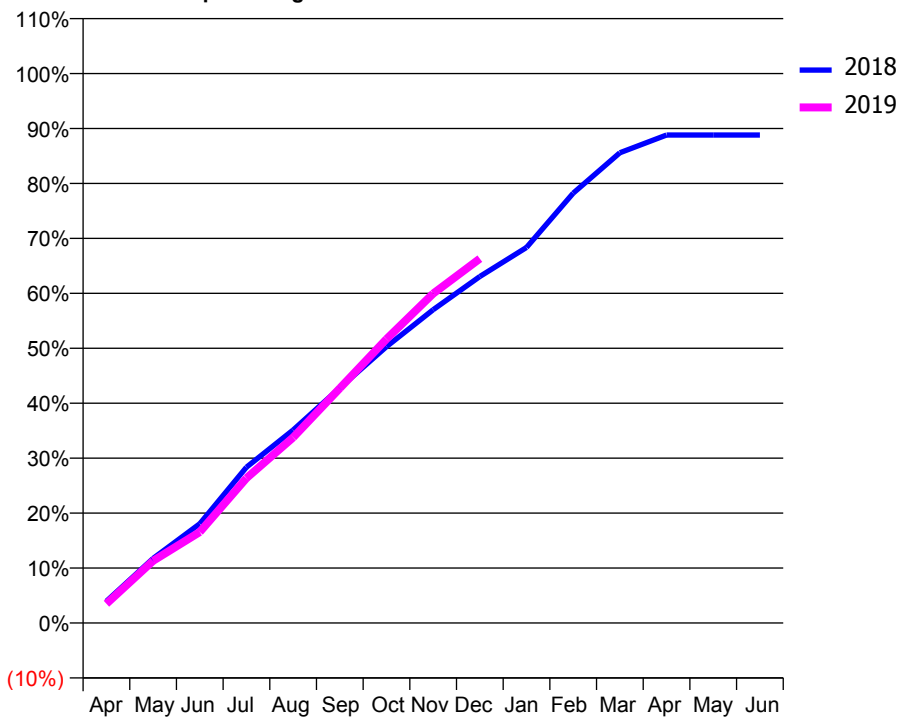
ACCESS*

Patients seen in 24 months	Total	Change since previous quarter
Quarter ending December 2017	11,787	
Quarter ending March 2018	11,630	↓
Quarter ending June 2018	11,676	→
Quarter ending September 2018	11,838	→
Quarter ending December 2018	12,210	↑
Variance since December 2017	3.6%	↑



ACTIVITY

Cumulative percentage of contracted UDA delivered 2018 & 2019



Month	Adjusted Scheduled Activity (UDA)	
	2018	2019
April	1,768	1,560
May	5,218	5,024
June	8,027	7,362
July	12,592	11,711
August	15,606	14,999
September	19,009	18,977
October	22,338	22,961
November	25,329	26,636
December	28,009	29,454
January	30,365	
February	34,748	
March	38,014	
April	39,449	
May	39,447	
June	39,447	

QUALITY

	Quantity	Base Number	Contract	AT	Region	England
% of FP17s for the same patient ID Re-attending within 3 months - Children	173	3,264	5.3%	12.0%	12.3%	11.8%
% of FP17s for the same patient ID Re-attending within 3 months - Adults	1,091	10,194	10.7%	15.2%	15.8%	15.6%
% of FP17s for the same patient ID Re-attending between 3 & 9 months - Children	1,888	3,264	57.8%	58.4%	60.1%	58.8%
% of FP17s for the same patient ID Re-attending between 3 & 9 months - Adults	6,139	10,194	60.2%	51.4%	53.3%	51.0%
% of FP17s for Band 1 Urgent Courses	798	12,863	6.2%	10.7%	9.0%	9.0%
% of FP17s Relating to Free Repair or Replacements	135	12,863	1.0%	0.9%	1.0%	0.8%
% of FP17s Relating to Continuations	88	12,863	0.7%	0.9%	1.0%	0.9%
% of Patients satisfied with the dentistry they have received	4	4	N/A	94.5%	93.8%	93.2%
% of Patients satisfied with the time they had to wait for an appointment	4	4	N/A	86.4%	89.4%	88.3%

* This is based on patients treated on this contract for their most recent course of treatment. Figures in italics indicate the base number of FP17s or Patient Questionnaire responses are less than 100. N/A is shown where the base number of responses is less than 10 during the period. % is calculated as Quantity/Base number*100

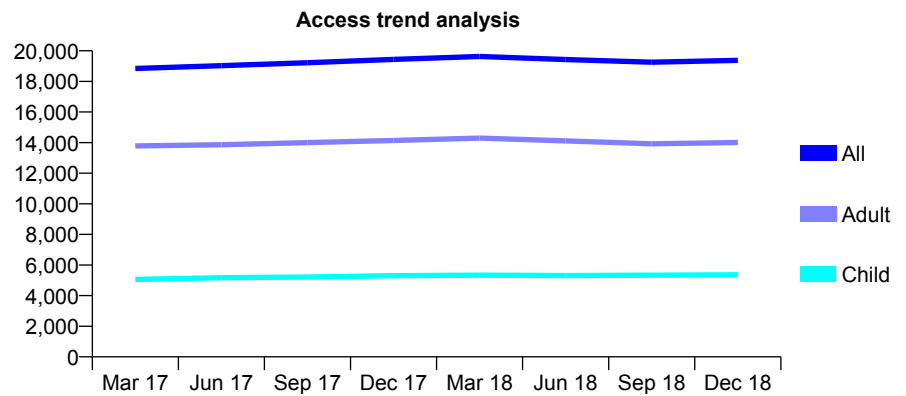
Q47 - Vital Signs At a Glance Contract Report for 189421/0002 - December 2018

Name or company name	Mayo Dental Clinic Partnership
Contract type name	GDS Contract
Purpose of contract	General
Contract start date	01/01/2012
Contract end date	

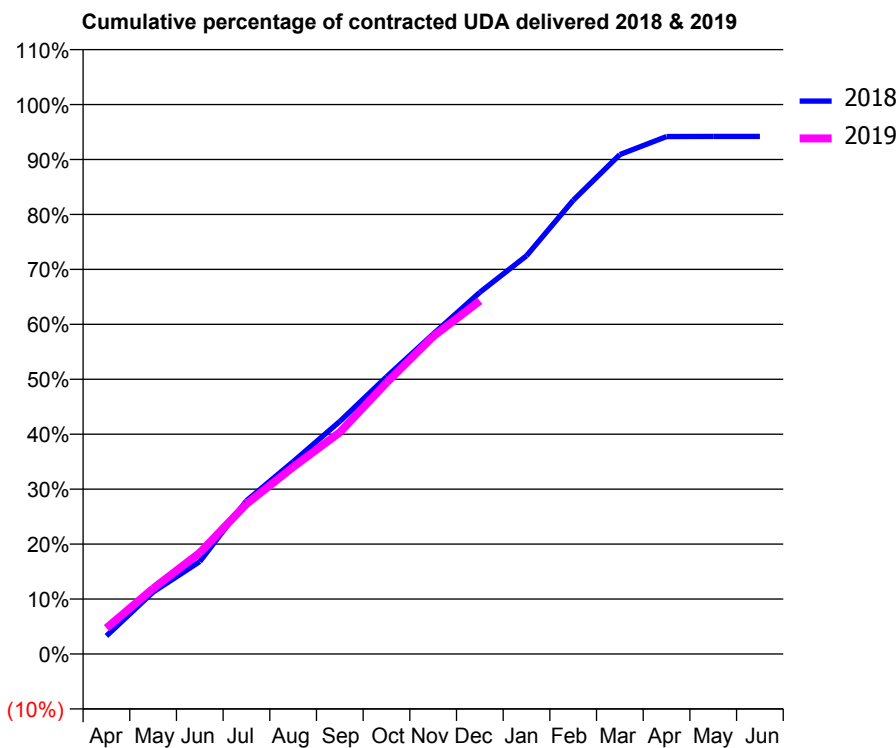
18/19 Contracted general activity (UDA)	61,000
Carry forward general activity (UDA)	0
18/19 Contracted orthodontic activity (UOA)	0
Carry forward orthodontic activity (UOA)	0
Baseline contract value	£1,610,185.93

ACCESS*

Patients seen in 24 months	Total	Change since previous quarter
Quarter ending December 2017	19,439	
Quarter ending March 2018	19,627	→
Quarter ending June 2018	19,425	↓
Quarter ending September 2018	19,256	→
Quarter ending December 2018	19,373	→
Variance since December 2017	(0.3%)	→



ACTIVITY



Month	Adjusted Scheduled Activity (UDA)	
	2018	2019
April	2,003	2,875
May	6,880	7,279
June	10,270	11,242
July	17,023	16,658
August	21,347	20,755
September	25,831	24,613
October	30,775	30,114
November	35,522	35,247
December	40,155	39,198
January	44,209	
February	50,365	
March	55,440	
April	57,443	
May	57,450	
June	57,460	

QUALITY

	Quantity	Base Number	Contract	AT	Region	England
% of FP17s for the same patient ID Re-attending within 3 months - Children	359	5,703	6.3%	12.0%	12.3%	11.8%
% of FP17s for the same patient ID Re-attending within 3 months - Adults	1,990	14,349	13.9%	15.2%	15.8%	15.6%
% of FP17s for the same patient ID Re-attending between 3 & 9 months - Children	3,210	5,703	56.3%	58.4%	60.1%	58.8%
% of FP17s for the same patient ID Re-attending between 3 & 9 months - Adults	8,109	14,349	56.5%	51.4%	53.3%	51.0%
% of FP17s for Band 1 Urgent Courses	2,030	19,135	10.6%	10.7%	9.0%	9.0%
% of FP17s Relating to Free Repair or Replacements	143	19,135	0.7%	0.9%	1.0%	0.8%
% of FP17s Relating to Continuations	135	19,135	0.7%	0.9%	1.0%	0.9%
% of Patients satisfied with the dentistry they have received	12	13	92.3%	94.5%	93.8%	93.2%
% of Patients satisfied with the time they had to wait for an appointment	11	13	84.6%	86.4%	89.4%	88.3%

* This is based on patients treated on this contract for their most recent course of treatment. Figures in italics indicate the base number of FP17s or Patient Questionnaire responses are less than 100. N/A is shown where the base number of responses is less than 10 during the period. % is calculated as Quantity/Base number*100

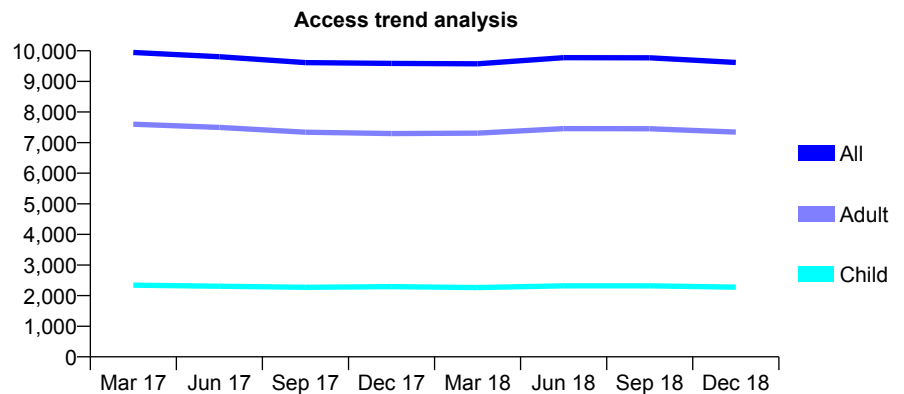
Q47 - Vital Signs At a Glance Contract Report for 191035/0001 - December 2018

Name or company name	Colne and Earby Dental Practice
Contract type name	GDS Contract
Purpose of contract	General
Contract start date	14/12/2009
Contract end date	

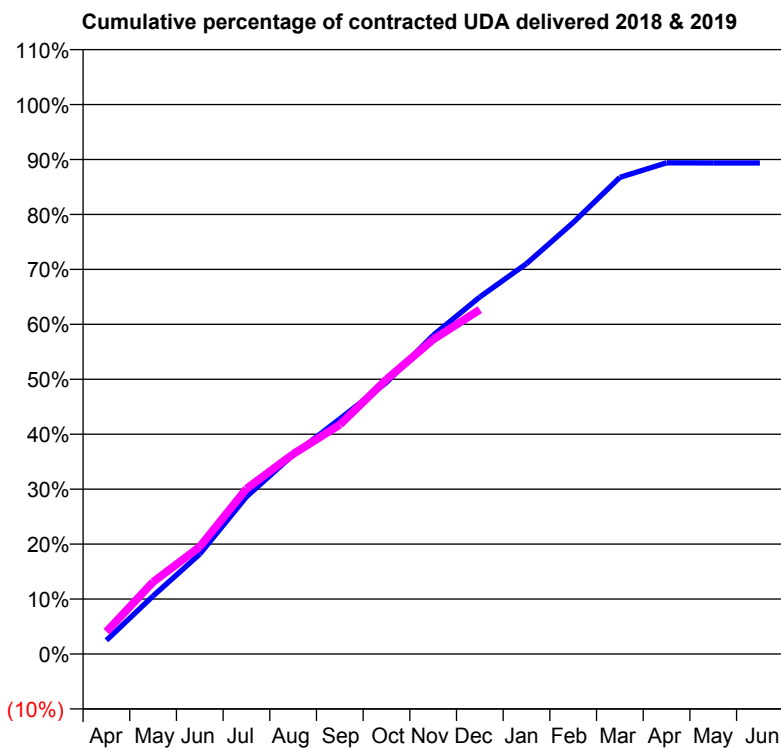
18/19 Contracted general activity (UDA)	27,500
Carry forward general activity (UDA)	0
18/19 Contracted orthodontic activity (UOA)	0
Carry forward orthodontic activity (UOA)	0
Baseline contract value	£878,437.12

ACCESS*

Patients seen in 24 months	Total	Change since previous quarter
Quarter ending December 2017	9,588	
Quarter ending March 2018	9,573	→
Quarter ending June 2018	9,777	↑
Quarter ending September 2018	9,770	→
Quarter ending December 2018	9,620	↓
Variance since December 2017	0.3%	→



ACTIVITY



Month	Adjusted Scheduled Activity (UDA)	
	2018	2019
April	682	1,116
May	2,907	3,607
June	5,000	5,366
July	7,870	8,269
August	9,969	10,005
September	11,767	11,476
October	13,594	13,743
November	15,954	15,736
December	17,869	17,233
January	19,536	
February	21,591	
March	23,851	
April	24,579	
May	24,572	
June	24,572	

QUALITY

	Quantity	Base Number	Contract	AT	Region	England
% of FP17s for the same patient ID Re-attending within 3 months - Children	87	1,885	4.6%	12.0%	12.3%	11.8%
% of FP17s for the same patient ID Re-attending within 3 months - Adults	609	5,531	11.0%	15.2%	15.8%	15.6%
% of FP17s for the same patient ID Re-attending between 3 & 9 months - Children	750	1,885	39.8%	58.4%	60.1%	58.8%
% of FP17s for the same patient ID Re-attending between 3 & 9 months - Adults	2,103	5,531	38.0%	51.4%	53.3%	51.0%
% of FP17s for Band 1 Urgent Courses	517	7,099	7.3%	10.7%	9.0%	9.0%
% of FP17s Relating to Free Repair or Replacements	39	7,099	0.5%	0.9%	1.0%	0.8%
% of FP17s Relating to Continuations	101	7,099	1.4%	0.9%	1.0%	0.9%
% of Patients satisfied with the dentistry they have received	3	3	N/A	94.5%	93.8%	93.2%
% of Patients satisfied with the time they had to wait for an appointment	2	3	N/A	86.4%	89.4%	88.3%

* This is based on patients treated on this contract for their most recent course of treatment. Figures in italics indicate the base number of FP17s or Patient Questionnaire responses are less than 100. N/A is shown where the base number of responses is less than 10 during the period. % is calculated as Quantity/Base number*100

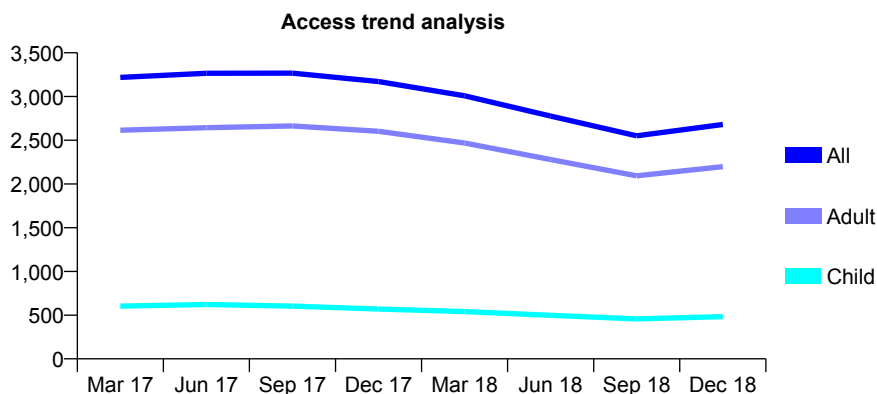
Q47 - Vital Signs At a Glance Contract Report for 191035/0002 - December 2018

Name or company name	Earby Dental Practice Partnership
Contract type name	GDS Contract
Purpose of contract	General
Contract start date	14/12/2009
Contract end date	

18/19 Contracted general activity (UDA)	10,200
Carry forward general activity (UDA)	0
18/19 Contracted orthodontic activity (UOA)	0
Carry forward orthodontic activity (UOA)	0
Baseline contract value	£261,481.43

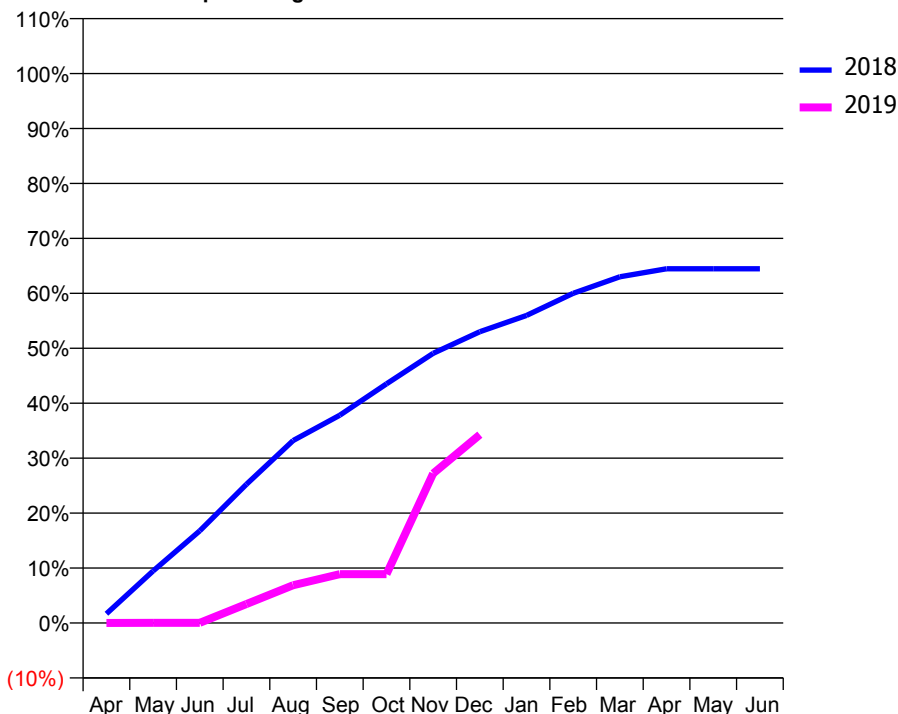
ACCESS*

Patients seen in 24 months	Total	Change since previous quarter
Quarter ending December 2017	3,172	
Quarter ending March 2018	3,008	↓
Quarter ending June 2018	2,777	↓
Quarter ending September 2018	2,550	↓
Quarter ending December 2018	2,681	↑
Variance since December 2017	(15.5%)	↓



ACTIVITY

Cumulative percentage of contracted UDA delivered 2018 & 2019



Month	Adjusted Scheduled Activity (UDA)	
	2018	2019
April	171	0
May	967	4
June	1,712	4
July	2,575	353
August	3,386	701
September	3,857	907
October	4,439	907
November	5,005	2,775
December	5,407	3,495
January	5,709	
February	6,119	
March	6,428	
April	6,575	
May	6,575	
June	6,575	

QUALITY

	Quantity	Base Number	Contract	AT	Region	England
% of FP17s for the same patient ID Re-attending within 3 months - Children	3	265	1.1%	12.0%	12.3%	11.8%
% of FP17s for the same patient ID Re-attending within 3 months - Adults	70	1,107	6.3%	15.2%	15.8%	15.6%
% of FP17s for the same patient ID Re-attending between 3 & 9 months - Children	19	265	7.2%	58.4%	60.1%	58.8%
% of FP17s for the same patient ID Re-attending between 3 & 9 months - Adults	177	1,107	16.0%	51.4%	53.3%	51.0%
% of FP17s for Band 1 Urgent Courses	26	1,336	1.9%	10.7%	9.0%	9.0%
% of FP17s Relating to Free Repair or Replacements	44	1,336	3.3%	0.9%	1.0%	0.8%
% of FP17s Relating to Continuations	12	1,336	0.9%	0.9%	1.0%	0.9%
% of Patients satisfied with the dentistry they have received	2	3	N/A	94.5%	93.8%	93.2%
% of Patients satisfied with the time they had to wait for an appointment	2	3	N/A	86.4%	89.4%	88.3%

* This is based on patients treated on this contract for their most recent course of treatment. Figures in italics indicate the base number of FP17s or Patient Questionnaire responses are less than 100. N/A is shown where the base number of responses is less than 10 during the period. % is calculated as Quantity/Base number*100

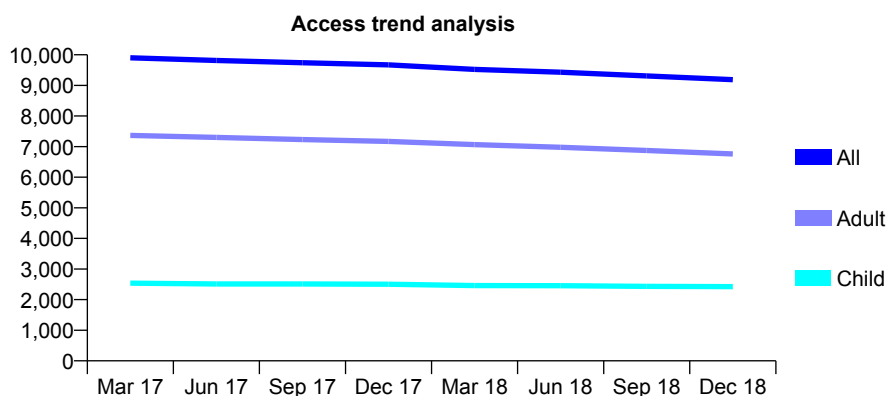
Q47 - Vital Signs At a Glance Contract Report for 191493/0001 - December 2018

Name or company name	Euxton (No1) Limited
Contract type name	GDS Contract
Purpose of contract	General
Contract start date	01/11/2007
Contract end date	

18/19 Contracted general activity (UDA)	28,458
Carry forward general activity (UDA)	0
18/19 Contracted orthodontic activity (UOA)	0
Carry forward orthodontic activity (UOA)	0
Baseline contract value	£785,188.74

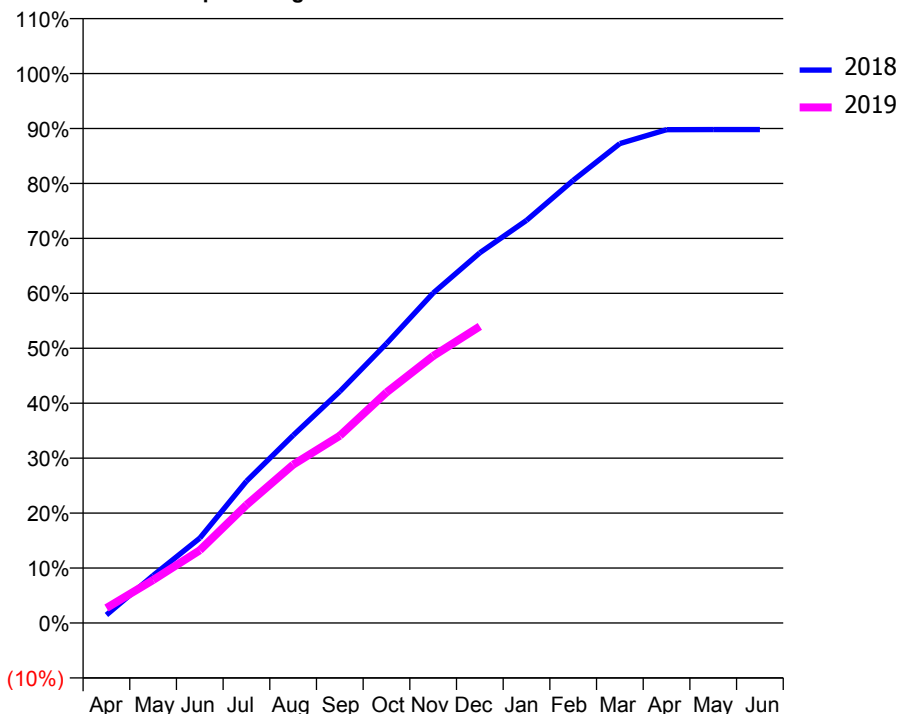
ACCESS*

Patients seen in 24 months	Total	Change since previous quarter
Quarter ending December 2017	9,672	
Quarter ending March 2018	9,525	↓
Quarter ending June 2018	9,433	→
Quarter ending September 2018	9,309	↓
Quarter ending December 2018	9,187	↓
Variance since December 2017	(5.0%)	↓



ACTIVITY

Cumulative percentage of contracted UDA delivered 2018 & 2019



Month	Adjusted Scheduled Activity (UDA)	
	2018	2019
April	419	775
May	2,459	2,229
June	4,397	3,767
July	7,343	6,115
August	9,721	8,200
September	11,994	9,701
October	14,473	11,947
November	17,085	13,826
December	19,177	15,361
January	20,851	
February	22,921	
March	24,830	
April	25,550	
May	25,555	
June	25,559	

QUALITY

	Quantity	Base Number	Contract	AT	Region	England
% of FP17s for the same patient ID Re-attending within 3 months - Children	160	2,676	6.0%	12.0%	12.3%	11.8%
% of FP17s for the same patient ID Re-attending within 3 months - Adults	543	6,266	8.7%	15.2%	15.8%	15.6%
% of FP17s for the same patient ID Re-attending between 3 & 9 months - Children	1,599	2,676	59.8%	58.4%	60.1%	58.8%
% of FP17s for the same patient ID Re-attending between 3 & 9 months - Adults	3,674	6,266	58.6%	51.4%	53.3%	51.0%
% of FP17s for Band 1 Urgent Courses	302	8,581	3.5%	10.7%	9.0%	9.0%
% of FP17s Relating to Free Repair or Replacements	61	8,581	0.7%	0.9%	1.0%	0.8%
% of FP17s Relating to Continuations	123	8,581	1.4%	0.9%	1.0%	0.9%
% of Patients satisfied with the dentistry they have received	2	2	N/A	94.5%	93.8%	93.2%
% of Patients satisfied with the time they had to wait for an appointment	2	2	N/A	86.4%	89.4%	88.3%

* This is based on patients treated on this contract for their most recent course of treatment. Figures in italics indicate the base number of FP17s or Patient Questionnaire responses are less than 100. N/A is shown where the base number of responses is less than 10 during the period. % is calculated as Quantity/Base number*100

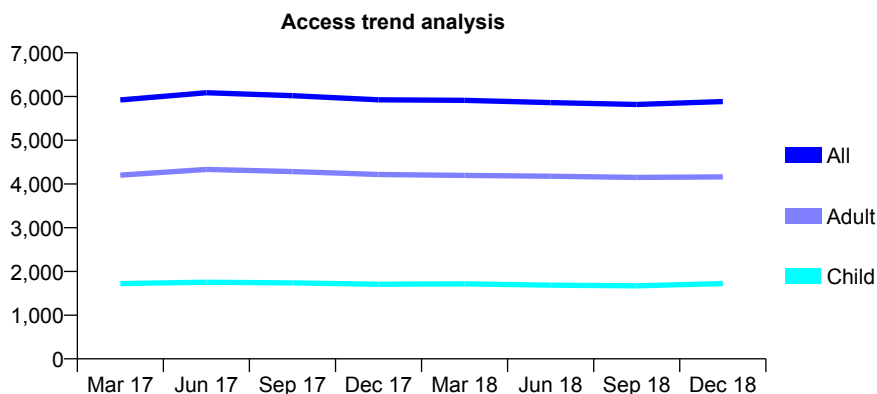
Q47 - Vital Signs At a Glance Contract Report for 194573/0001 - December 2018

Name or company name	Jones Dental Practice
Contract type name	GDS Contract
Purpose of contract	General
Contract start date	01/06/2010
Contract end date	

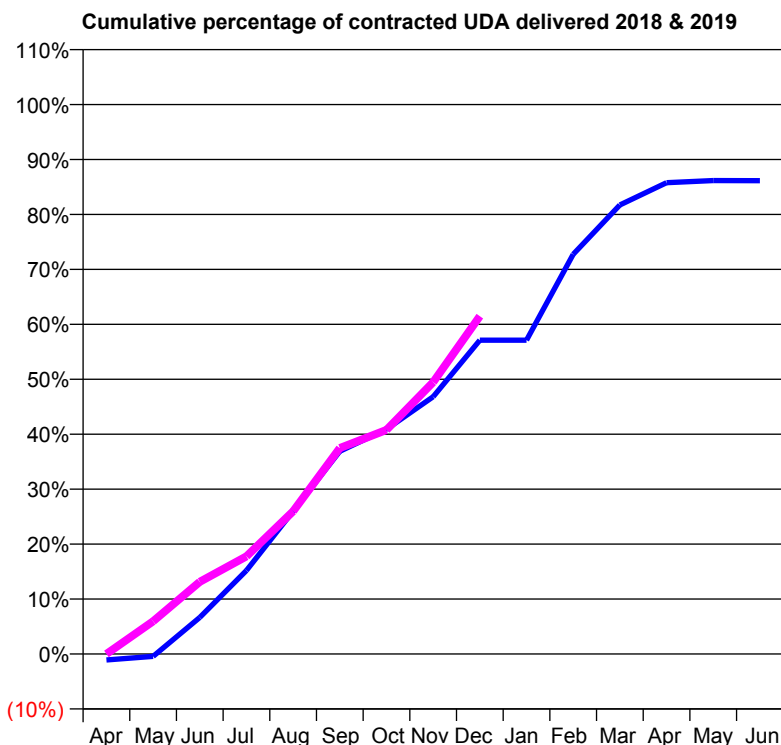
18/19 Contracted general activity (UDA)	16,357
Carry forward general activity (UDA)	0
18/19 Contracted orthodontic activity (UOA)	0
Carry forward orthodontic activity (UOA)	0
Baseline contract value	£450,550.23

ACCESS*

Patients seen in 24 months	Total	Change since previous quarter
Quarter ending December 2017	5,926	
Quarter ending March 2018	5,912	→
Quarter ending June 2018	5,860	→
Quarter ending September 2018	5,819	→
Quarter ending December 2018	5,884	→
Variance since December 2017	(0.7%)	→



ACTIVITY



Month	Adjusted Scheduled Activity (UDA)	
	2018	2019
April	-179	0
May	-75	976
June	1,091	2,151
July	2,486	2,909
August	4,254	4,249
September	6,035	6,129
October	6,691	6,670
November	7,659	8,091
December	9,343	10,058
January	9,343	
February	11,898	
March	13,366	
April	14,030	
May	14,091	
June	14,087	

QUALITY

	Quantity	Base Number	Contract	AT	Region	England
% of FP17s for the same patient ID Re-attending within 3 months - Children	585	2,411	24.3%	12.0%	12.3%	11.8%
% of FP17s for the same patient ID Re-attending within 3 months - Adults	675	4,404	15.3%	15.2%	15.8%	15.6%
% of FP17s for the same patient ID Re-attending between 3 & 9 months - Children	1,359	2,411	56.4%	58.4%	60.1%	58.8%
% of FP17s for the same patient ID Re-attending between 3 & 9 months - Adults	2,768	4,404	62.9%	51.4%	53.3%	51.0%
% of FP17s for Band 1 Urgent Courses	245	5,102	4.8%	10.7%	9.0%	9.0%
% of FP17s Relating to Free Repair or Replacements	11	5,102	0.2%	0.9%	1.0%	0.8%
% of FP17s Relating to Continuations	4	5,102	0.1%	0.9%	1.0%	0.9%
% of Patients satisfied with the dentistry they have received	4	4	N/A	94.5%	93.8%	93.2%
% of Patients satisfied with the time they had to wait for an appointment	4	4	N/A	86.4%	89.4%	88.3%

* This is based on patients treated on this contract for their most recent course of treatment. Figures in italics indicate the base number of FP17s or Patient Questionnaire responses are less than 100. N/A is shown where the base number of responses is less than 10 during the period. % is calculated as Quantity/Base number*100

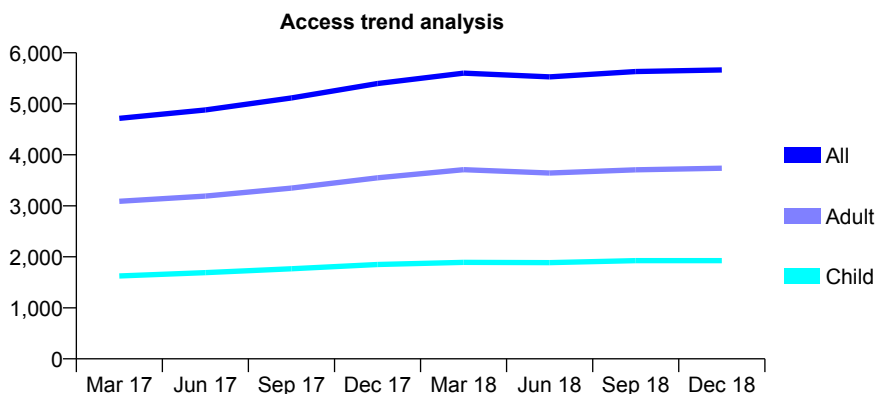
Q47 - Vital Signs At a Glance Contract Report for 197211/0001 - December 2018

Name or company name	Drakes Dental Care
Contract type name	GDS Contract
Purpose of contract	General
Contract start date	26/12/2012
Contract end date	

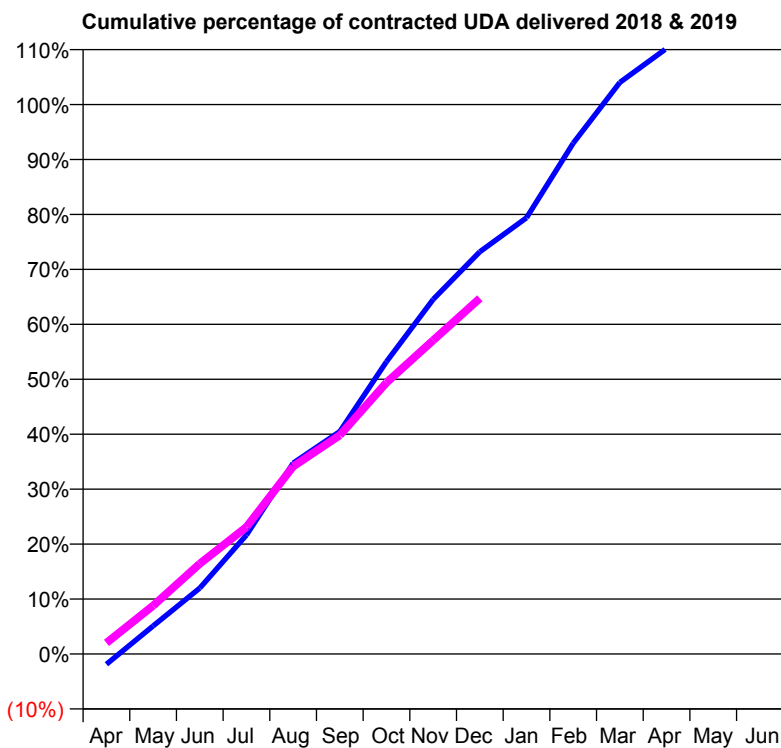
18/19 Contracted general activity (UDA)	15,403
Carry forward general activity (UDA)	0
18/19 Contracted orthodontic activity (UOA)	0
Carry forward orthodontic activity (UOA)	0
Baseline contract value	£416,258.70

ACCESS*

Patients seen in 24 months	Total	Change since previous quarter
Quarter ending December 2017	5,398	
Quarter ending March 2018	5,601	↑
Quarter ending June 2018	5,528	↓
Quarter ending September 2018	5,632	→
Quarter ending December 2018	5,664	→
Variance since December 2017	4.9%	↑



ACTIVITY



Month	Adjusted Scheduled Activity (UDA)	
	2018	2019
April	-289	314
May	786	1,354
June	1,849	2,532
July	3,335	3,559
August	5,351	5,259
September	6,235	6,134
October	8,195	7,610
November	9,942	8,795
December	11,274	9,971
January	12,227	
February	14,318	
March	16,021	
April	16,975	
May	16,976	
June	16,998	

QUALITY

	Quantity	Base Number	Contract	AT	Region	England
% of FP17s for the same patient ID Re-attending within 3 months - Children	257	2,231	11.5%	12.0%	12.3%	11.8%
% of FP17s for the same patient ID Re-attending within 3 months - Adults	419	3,339	12.5%	15.2%	15.8%	15.6%
% of FP17s for the same patient ID Re-attending between 3 & 9 months - Children	1,371	2,231	61.5%	58.4%	60.1%	58.8%
% of FP17s for the same patient ID Re-attending between 3 & 9 months - Adults	1,869	3,339	56.0%	51.4%	53.3%	51.0%
% of FP17s for Band 1 Urgent Courses	462	5,035	9.2%	10.7%	9.0%	9.0%
% of FP17s Relating to Free Repair or Replacements	29	5,035	0.6%	0.9%	1.0%	0.8%
% of FP17s Relating to Continuations	11	5,035	0.2%	0.9%	1.0%	0.9%
% of Patients satisfied with the dentistry they have received	6	6	N/A	94.5%	93.8%	93.2%
% of Patients satisfied with the time they had to wait for an appointment	5	6	N/A	86.4%	89.4%	88.3%

* This is based on patients treated on this contract for their most recent course of treatment. Figures in italics indicate the base number of FP17s or Patient Questionnaire responses are less than 100. N/A is shown where the base number of responses is less than 10 during the period. % is calculated as Quantity/Base number*100

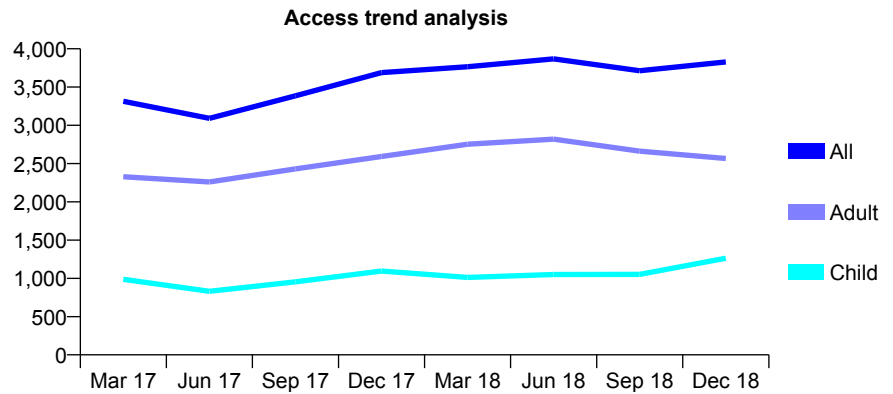
Q47 - Vital Signs At a Glance Contract Report for 197416/0002 - December 2018

Name or company name	Whitworth Dental Care Limited
Contract type name	GDS Contract
Purpose of contract	General
Contract start date	01/04/2013
Contract end date	

18/19 Contracted general activity (UDA)	9,000
Carry forward general activity (UDA)	141
18/19 Contracted orthodontic activity (UOA)	0
Carry forward orthodontic activity (UOA)	0
Baseline contract value	£298,419.17

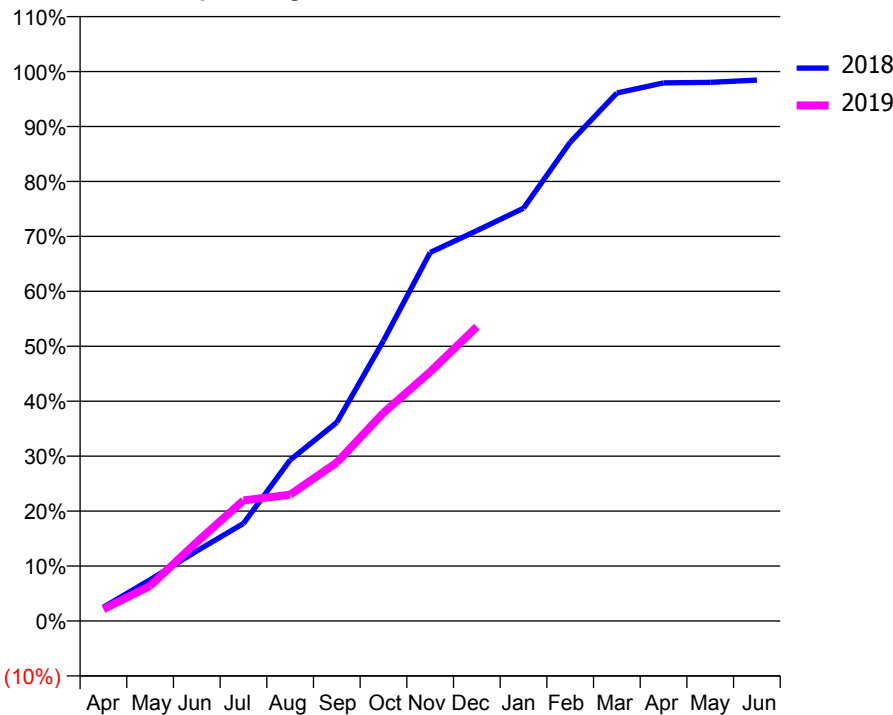
ACCESS*

Patients seen in 24 months	Total	Change since previous quarter
Quarter ending December 2017	3,689	
Quarter ending March 2018	3,765	↑
Quarter ending June 2018	3,869	↑
Quarter ending September 2018	3,714	↓
Quarter ending December 2018	3,829	↑
Variance since December 2017	3.8%	↑



ACTIVITY

Cumulative percentage of contracted UDA delivered 2018 & 2019



Month	Adjusted Scheduled Activity (UDA)	
	2018	2019
April	227	193
May	676	575
June	1,148	1,291
July	1,598	1,974
August	2,636	2,070
September	3,254	2,595
October	4,592	3,410
November	6,035	4,081
December	6,394	4,818
January	6,761	
February	7,843	
March	8,649	
April	8,813	
May	8,822	
June	8,859	

QUALITY

	Quantity	Base Number	Contract	AT	Region	England
% of FP17s for the same patient ID Re-attending within 3 months - Children	94	1,737	5.4%	12.0%	12.3%	11.8%
% of FP17s for the same patient ID Re-attending within 3 months - Adults	107	1,410	7.6%	15.2%	15.8%	15.6%
% of FP17s for the same patient ID Re-attending between 3 & 9 months - Children	756	1,737	43.5%	58.4%	60.1%	58.8%
% of FP17s for the same patient ID Re-attending between 3 & 9 months - Adults	416	1,410	29.5%	51.4%	53.3%	51.0%
% of FP17s for Band 1 Urgent Courses	136	2,790	4.9%	10.7%	9.0%	9.0%
% of FP17s Relating to Free Repair or Replacements	1	2,790	0.0%	0.9%	1.0%	0.8%
% of FP17s Relating to Continuations	6	2,790	0.2%	0.9%	1.0%	0.9%
% of Patients satisfied with the dentistry they have received	1	1	N/A	94.5%	93.8%	93.2%
% of Patients satisfied with the time they had to wait for an appointment	1	1	N/A	86.4%	89.4%	88.3%

* This is based on patients treated on this contract for their most recent course of treatment. Figures in italics indicate the base number of FP17s or Patient Questionnaire responses are less than 100. N/A is shown where the base number of responses is less than 10 during the period. % is calculated as Quantity/Base number*100

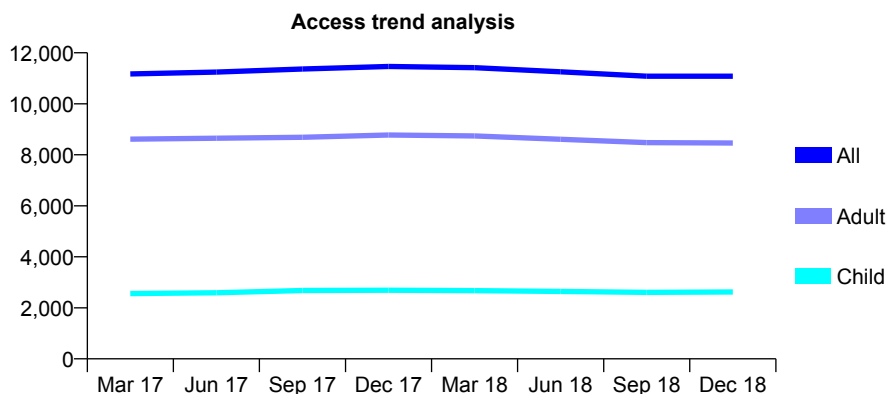
Q47 - Vital Signs At a Glance Contract Report for 198447/0001 - December 2018

Name or company name	Dentistry 4 All
Contract type name	Pilot Contract
Purpose of contract	General and Orthodontic
Contract start date	01/04/2009
Contract end date	

18/19 Contracted general activity (UDA)	34,000
Carry forward general activity (UDA)	0
18/19 Contracted orthodontic activity (UOA)	1,000
Carry forward orthodontic activity (UOA)	-5
Baseline contract value	£1,178,802.20

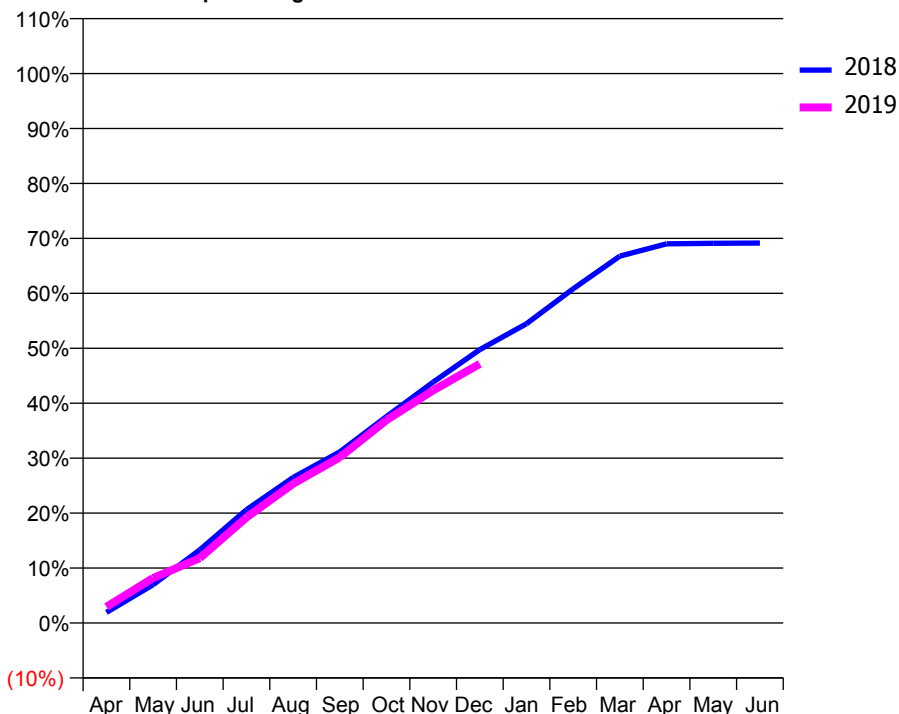
ACCESS*

Patients seen in 24 months	Total	Change since previous quarter
Quarter ending December 2017	11,465	
Quarter ending March 2018	11,415	→
Quarter ending June 2018	11,253	↓
Quarter ending September 2018	11,083	↓
Quarter ending December 2018	11,083	→
Variance since December 2017	(3.3%)	↓



ACTIVITY

Cumulative percentage of contracted UDA delivered 2018 & 2019



Month	Adjusted Scheduled Activity (UDA)	
	2018	2019
April	658	1,002
May	2,372	2,781
June	4,525	4,011
July	7,006	6,533
August	9,008	8,620
September	10,593	10,254
October	12,779	12,552
November	14,902	14,393
December	16,915	16,033
January	18,521	
February	20,681	
March	22,706	
April	23,464	
May	23,498	
June	23,508	

QUALITY

	Quantity	Base Number	Contract	AT	Region	England
% of FP17s for the same patient ID Re-attending within 3 months - Children	213	2,661	8.0%	12.0%	12.3%	11.8%
% of FP17s for the same patient ID Re-attending within 3 months - Adults	826	6,556	12.6%	15.2%	15.8%	15.6%
% of FP17s for the same patient ID Re-attending between 3 & 9 months - Children	1,461	2,661	54.9%	58.4%	60.1%	58.8%
% of FP17s for the same patient ID Re-attending between 3 & 9 months - Adults	2,204	6,556	33.6%	51.4%	53.3%	51.0%
% of FP17s for Band 1 Urgent Courses	550	7,933	6.9%	10.7%	9.0%	9.0%
% of FP17s Relating to Free Repair or Replacements	21	7,933	0.3%	0.9%	1.0%	0.8%
% of FP17s Relating to Continuations	20	7,933	0.3%	0.9%	1.0%	0.9%
% of Patients satisfied with the dentistry they have received	5	6	N/A	94.5%	93.8%	93.2%
% of Patients satisfied with the time they had to wait for an appointment	4	6	N/A	86.4%	89.4%	88.3%

* This is based on patients treated on this contract for their most recent course of treatment. Figures in italics indicate the base number of FP17s or Patient Questionnaire responses are less than 100. N/A is shown where the base number of responses is less than 10 during the period. % is calculated as Quantity/Base number*100

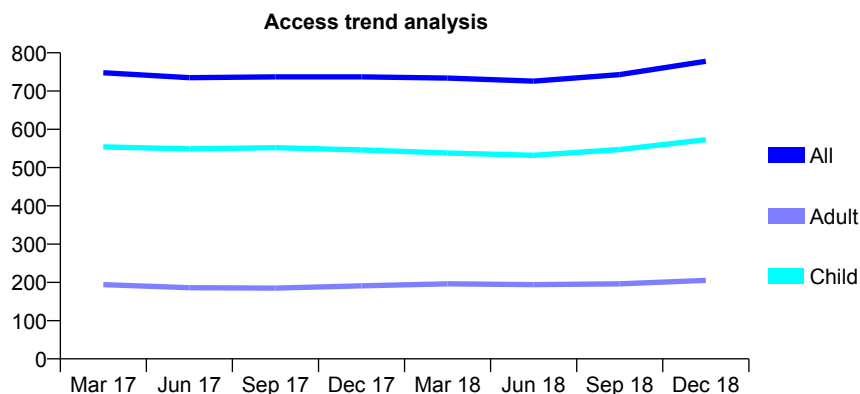
Q47 - Vital Signs At a Glance Contract Report for 199095/0001 - December 2018

Name or company name	Aughton Dental Practice
Contract type name	GDS Contract
Purpose of contract	General
Contract start date	31/08/2012
Contract end date	

18/19 Contracted general activity (UDA)	2,000
Carry forward general activity (UDA)	0
18/19 Contracted orthodontic activity (UOA)	0
Carry forward orthodontic activity (UOA)	0
Baseline contract value	£59,530.50

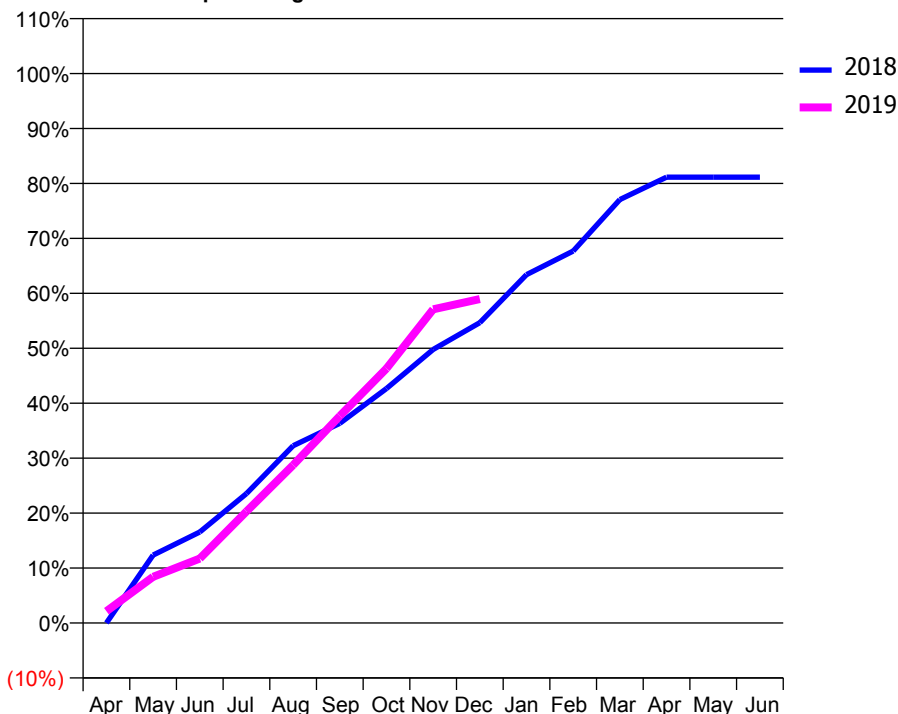
ACCESS*

Patients seen in 24 months	Total	Change since previous quarter
Quarter ending December 2017	737	
Quarter ending March 2018	734	→
Quarter ending June 2018	726	↓
Quarter ending September 2018	743	↑
Quarter ending December 2018	778	↑
Variance since December 2017	5.6%	↑



ACTIVITY

Cumulative percentage of contracted UDA delivered 2018 & 2019



Month	Adjusted Scheduled Activity (UDA)	
	2018	2019
April	0	43
May	247	168
June	331	235
July	471	406
August	645	575
September	727	753
October	854	926
November	996	1,142
December	1,093	1,179
January	1,268	
February	1,354	
March	1,541	
April	1,623	
May	1,623	
June	1,623	

QUALITY

	Quantity	Base Number	Contract	AT	Region	England
% of FP17s for the same patient ID Re-attending within 3 months - Children	172	1,144	15.0%	12.0%	12.3%	11.8%
% of FP17s for the same patient ID Re-attending within 3 months - Adults	13	189	6.9%	15.2%	15.8%	15.6%
% of FP17s for the same patient ID Re-attending between 3 & 9 months - Children	697	1,144	60.9%	58.4%	60.1%	58.8%
% of FP17s for the same patient ID Re-attending between 3 & 9 months - Adults	110	189	58.2%	51.4%	53.3%	51.0%
% of FP17s for Band 1 Urgent Courses	25	951	2.6%	10.7%	9.0%	9.0%
% of FP17s Relating to Free Repair or Replacements	1	951	0.1%	0.9%	1.0%	0.8%
% of FP17s Relating to Continuations	17	951	1.8%	0.9%	1.0%	0.9%
% of Patients satisfied with the dentistry they have received	0	0	N/A	94.5%	93.8%	93.2%
% of Patients satisfied with the time they had to wait for an appointment	0	0	N/A	86.4%	89.4%	88.3%

* This is based on patients treated on this contract for their most recent course of treatment. Figures in italics indicate the base number of FP17s or Patient Questionnaire responses are less than 100. N/A is shown where the base number of responses is less than 10 during the period. % is calculated as Quantity/Base number*100

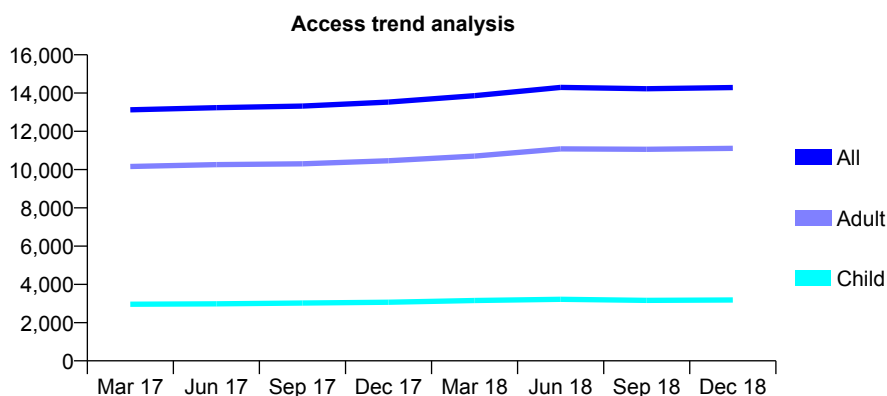
Q47 - Vital Signs At a Glance Contract Report for 199710/0001 - December 2018

Name or company name	BROCK STREET DENTAL PRACTICE LTI
Contract type name	GDS Contract
Purpose of contract	General
Contract start date	01/04/2010
Contract end date	

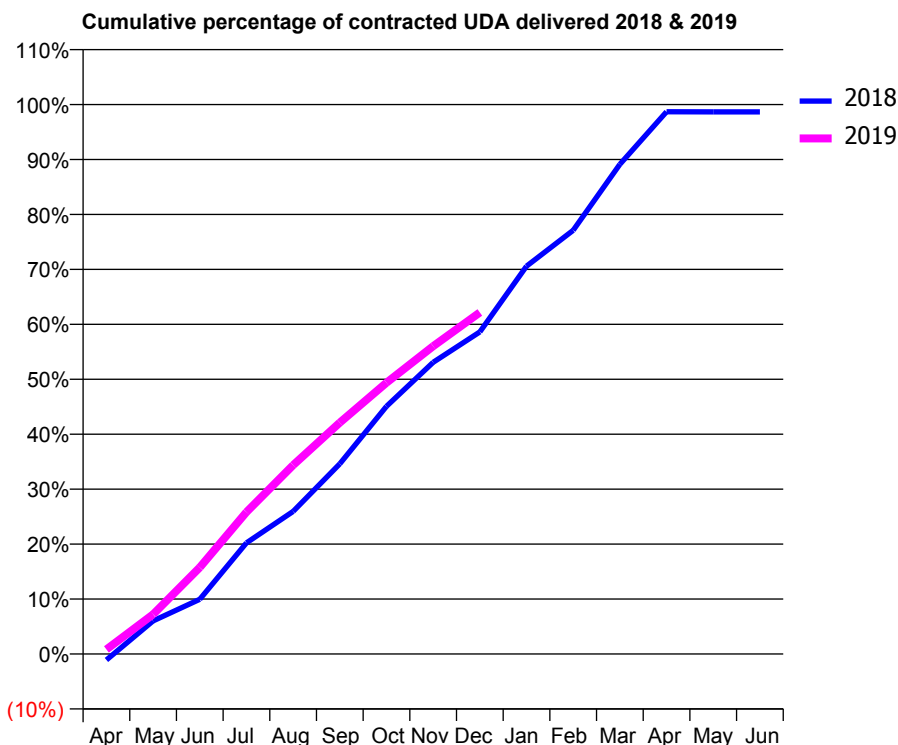
18/19 Contracted general activity (UDA)	36,251
Carry forward general activity (UDA)	488
18/19 Contracted orthodontic activity (UOA)	0
Carry forward orthodontic activity (UOA)	0
Baseline contract value	£1,072,658.12

ACCESS*

Patients seen in 24 months	Total	Change since previous quarter
Quarter ending December 2017	13,526	
Quarter ending March 2018	13,861	↑
Quarter ending June 2018	14,295	↑
Quarter ending September 2018	14,229	→
Quarter ending December 2018	14,291	→
Variance since December 2017	5.7%	↑



ACTIVITY



Month	Adjusted Scheduled Activity (UDA)	
	2018	2019
April	-396	299
May	2,184	2,613
June	3,615	5,714
July	7,333	9,367
August	9,404	12,465
September	12,547	15,266
October	16,340	17,900
November	19,242	20,309
December	21,246	22,532
January	25,584	
February	27,954	
March	32,310	
April	35,769	
May	35,763	
June	35,763	

QUALITY

	Quantity	Base Number	Contract	AT	Region	England
% of FP17s for the same patient ID Re-attending within 3 months - Children	253	3,639	7.0%	12.0%	12.3%	11.8%
% of FP17s for the same patient ID Re-attending within 3 months - Adults	1,865	10,804	17.3%	15.2%	15.8%	15.6%
% of FP17s for the same patient ID Re-attending between 3 & 9 months - Children	2,562	3,639	70.4%	58.4%	60.1%	58.8%
% of FP17s for the same patient ID Re-attending between 3 & 9 months - Adults	3,996	10,804	37.0%	51.4%	53.3%	51.0%
% of FP17s for Band 1 Urgent Courses	1,711	12,402	13.8%	10.7%	9.0%	9.0%
% of FP17s Relating to Free Repair or Replacements	161	12,402	1.3%	0.9%	1.0%	0.8%
% of FP17s Relating to Continuations	89	12,402	0.7%	0.9%	1.0%	0.9%
% of Patients satisfied with the dentistry they have received	14	14	100.0%	94.5%	93.8%	93.2%
% of Patients satisfied with the time they had to wait for an appointment	13	14	92.9%	86.4%	89.4%	88.3%

* This is based on patients treated on this contract for their most recent course of treatment. Figures in italics indicate the base number of FP17s or Patient Questionnaire responses are less than 100. N/A is shown where the base number of responses is less than 10 during the period. % is calculated as Quantity/Base number*100

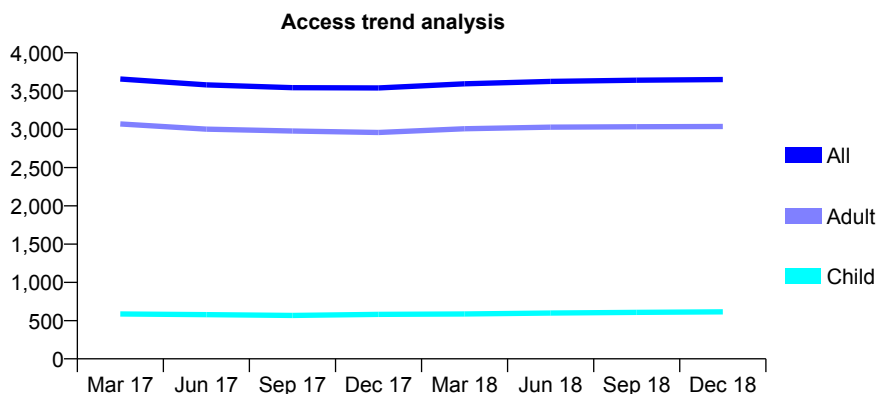
Q47 - Vital Signs At a Glance Contract Report for 208582/0001 - December 2018

Name or company name	MR S DITCHFIELD
Contract type name	GDS Contract
Purpose of contract	General
Contract start date	01/04/2006
Contract end date	

18/19 Contracted general activity (UDA)	11,235
Carry forward general activity (UDA)	0
18/19 Contracted orthodontic activity (UOA)	0
Carry forward orthodontic activity (UOA)	0
Baseline contract value	£372,531.11

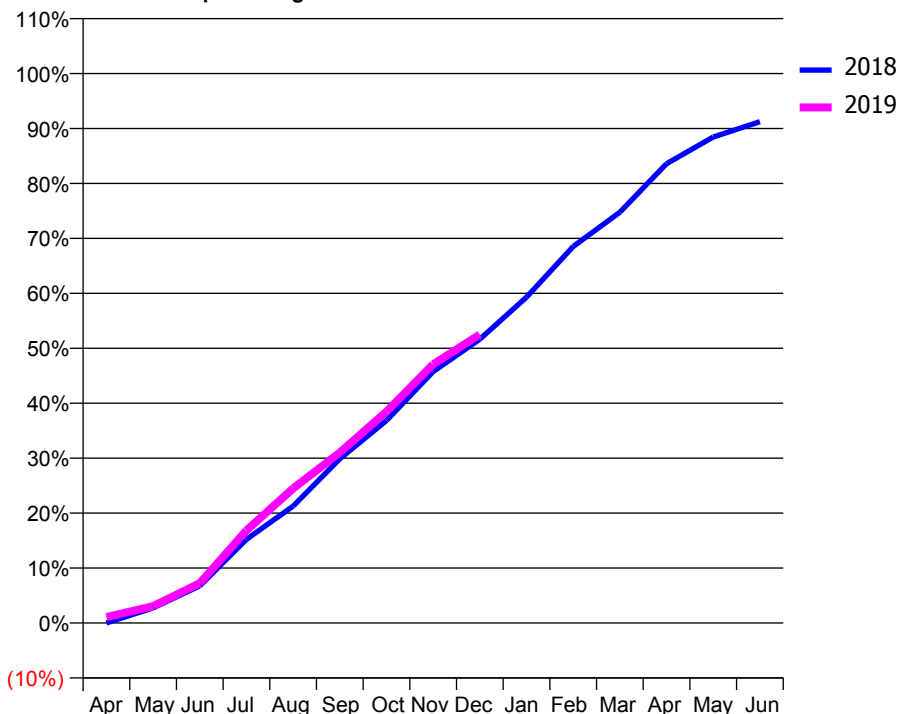
ACCESS*

Patients seen in 24 months	Total	Change since previous quarter
Quarter ending December 2017	3,541	
Quarter ending March 2018	3,594	→
Quarter ending June 2018	3,627	→
Quarter ending September 2018	3,641	→
Quarter ending December 2018	3,651	→
Variance since December 2017	3.1%	↑



ACTIVITY

Cumulative percentage of contracted UDA delivered 2018 & 2019



Month	Adjusted Scheduled Activity (UDA)	
	2018	2019
April	0	122
May	311	344
June	759	814
July	1,710	1,894
August	2,390	2,751
September	3,358	3,486
October	4,140	4,322
November	5,141	5,290
December	5,803	5,898
January	6,663	
February	7,698	
March	8,400	
April	9,391	
May	9,936	
June	10,250	

QUALITY

	Quantity	Base Number	Contract	AT	Region	England
% of FP17s for the same patient ID Re-attending within 3 months - Children	72	598	12.0%	12.0%	12.3%	11.8%
% of FP17s for the same patient ID Re-attending within 3 months - Adults	414	3,491	11.9%	15.2%	15.8%	15.6%
% of FP17s for the same patient ID Re-attending between 3 & 9 months - Children	252	598	42.1%	58.4%	60.1%	58.8%
% of FP17s for the same patient ID Re-attending between 3 & 9 months - Adults	1,970	3,491	56.4%	51.4%	53.3%	51.0%
% of FP17s for Band 1 Urgent Courses	304	3,197	9.5%	10.7%	9.0%	9.0%
% of FP17s Relating to Free Repair or Replacements	18	3,197	0.6%	0.9%	1.0%	0.8%
% of FP17s Relating to Continuations	64	3,197	2.0%	0.9%	1.0%	0.9%
% of Patients satisfied with the dentistry they have received	3	3	N/A	94.5%	93.8%	93.2%
% of Patients satisfied with the time they had to wait for an appointment	3	3	N/A	86.4%	89.4%	88.3%

* This is based on patients treated on this contract for their most recent course of treatment. Figures in italics indicate the base number of FP17s or Patient Questionnaire responses are less than 100. N/A is shown where the base number of responses is less than 10 during the period. % is calculated as Quantity/Base number*100

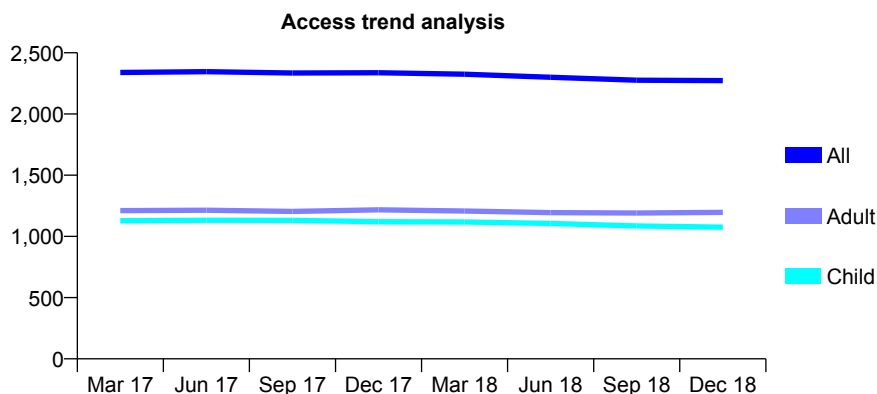
Q47 - Vital Signs At a Glance Contract Report for 208949/0001 - December 2018

Name or company name	Mr R Shimmin
Contract type name	GDS Contract
Purpose of contract	General
Contract start date	01/04/2006
Contract end date	

18/19 Contracted general activity (UDA)	6,500
Carry forward general activity (UDA)	0
18/19 Contracted orthodontic activity (UOA)	0
Carry forward orthodontic activity (UOA)	0
Baseline contract value	£143,695.55

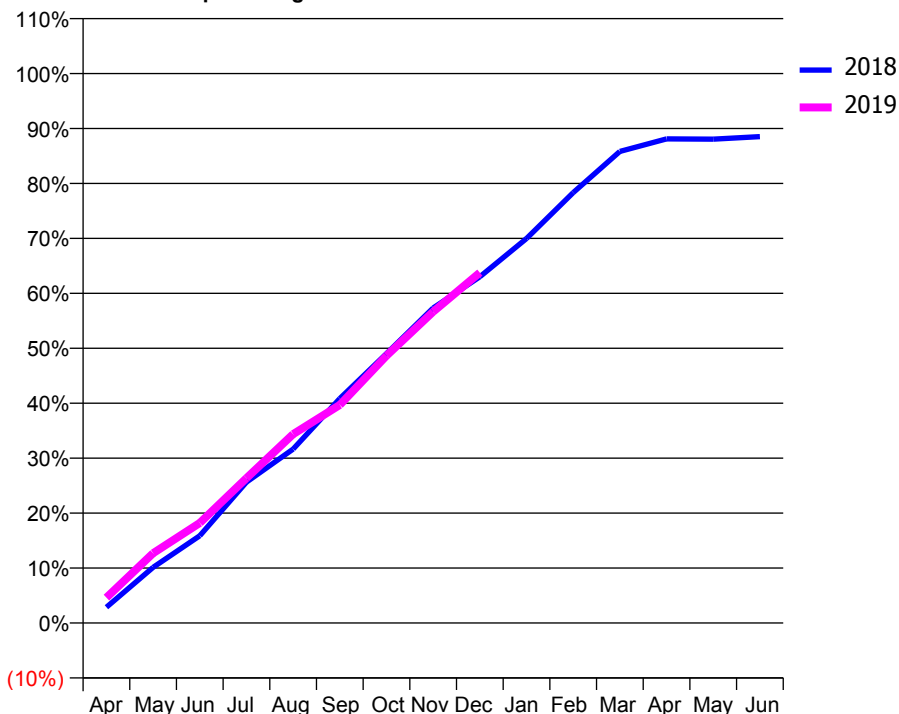
ACCESS*

Patients seen in 24 months	Total	Change since previous quarter
Quarter ending December 2017	2,337	
Quarter ending March 2018	2,325	→
Quarter ending June 2018	2,300	↓
Quarter ending September 2018	2,276	↓
Quarter ending December 2018	2,273	→
Variance since December 2017	(2.7%)	↓



ACTIVITY

Cumulative percentage of contracted UDA delivered 2018 & 2019



Month	Adjusted Scheduled Activity (UDA)	
	2018	2019
April	187	300
May	659	825
June	1,032	1,184
July	1,667	1,713
August	2,057	2,235
September	2,656	2,580
October	3,187	3,161
November	3,727	3,682
December	4,096	4,144
January	4,548	
February	5,091	
March	5,579	
April	5,726	
May	5,724	
June	5,753	

QUALITY

	Quantity	Base Number	Contract	AT	Region	England
% of FP17s for the same patient ID Re-attending within 3 months - Children	87	1,313	6.6%	12.0%	12.3%	11.8%
% of FP17s for the same patient ID Re-attending within 3 months - Adults	161	1,285	12.5%	15.2%	15.8%	15.6%
% of FP17s for the same patient ID Re-attending between 3 & 9 months - Children	944	1,313	71.9%	58.4%	60.1%	58.8%
% of FP17s for the same patient ID Re-attending between 3 & 9 months - Adults	857	1,285	66.7%	51.4%	53.3%	51.0%
% of FP17s for Band 1 Urgent Courses	85	2,497	3.4%	10.7%	9.0%	9.0%
% of FP17s Relating to Free Repair or Replacements	0	2,497	0.0%	0.9%	1.0%	0.8%
% of FP17s Relating to Continuations	1	2,497	0.0%	0.9%	1.0%	0.9%
% of Patients satisfied with the dentistry they have received	1	1	N/A	94.5%	93.8%	93.2%
% of Patients satisfied with the time they had to wait for an appointment	0	1	N/A	86.4%	89.4%	88.3%

* This is based on patients treated on this contract for their most recent course of treatment. Figures in italics indicate the base number of FP17s or Patient Questionnaire responses are less than 100. N/A is shown where the base number of responses is less than 10 during the period. % is calculated as Quantity/Base number*100

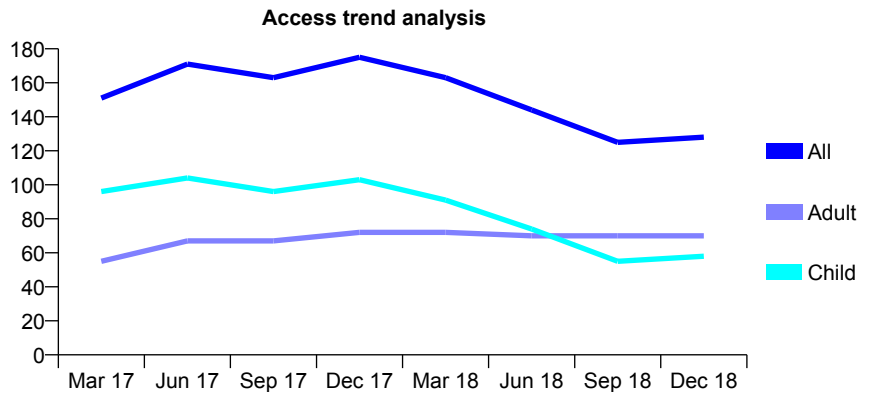
Q47 - Vital Signs At a Glance Contract Report for 215694/0001 - December 2018

Name or company name	MISS SL CARO
Contract type name	GDS Contract
Purpose of contract	General
Contract start date	01/04/2006
Contract end date	

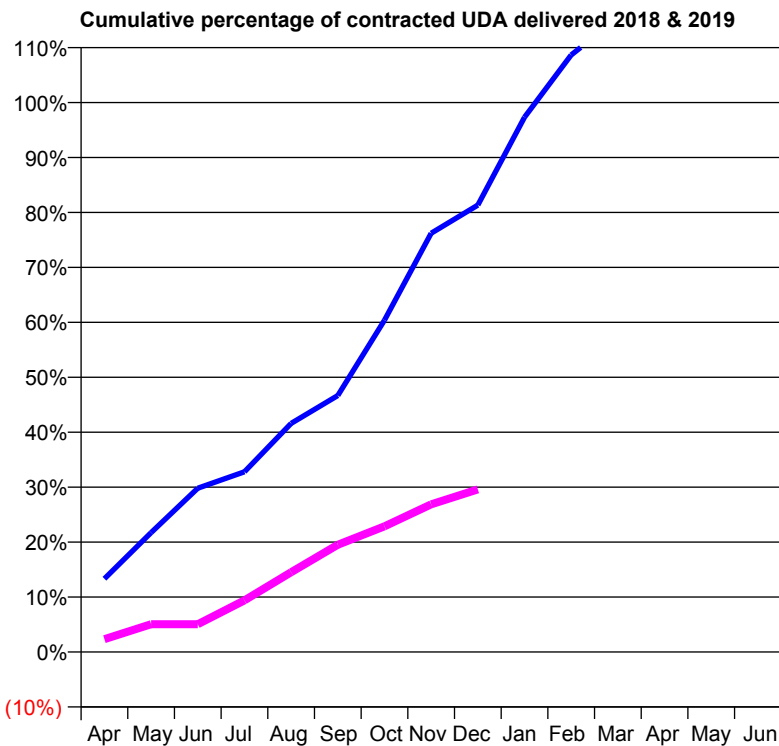
18/19 Contracted general activity (UDA)	300
Carry forward general activity (UDA)	-6
18/19 Contracted orthodontic activity (UOA)	0
Carry forward orthodontic activity (UOA)	0
Baseline contract value	£6,566.90

ACCESS*

Patients seen in 24 months	Total	Change since previous quarter
Quarter ending December 2017	175	
Quarter ending March 2018	163	↓
Quarter ending June 2018	144	↓
Quarter ending September 2018	125	↓
Quarter ending December 2018	128	↑
Variance since December 2017	(26.9%)	↓



ACTIVITY



Month	Adjusted Scheduled Activity (UDA)	
	2018	2019
April	40	7
May	65	15
June	89	15
July	98	28
August	125	44
September	140	59
October	181	69
November	229	81
December	244	89
January	292	
February	326	
March	346	
April	347	
May	347	
June	347	

QUALITY

	Quantity	Base Number	Contract	AT	Region	England
% of FP17s for the same patient ID Re-attending within 3 months - Children	1	25	4.0%	12.0%	12.3%	11.8%
% of FP17s for the same patient ID Re-attending within 3 months - Adults	3	33	9.1%	15.2%	15.8%	15.6%
% of FP17s for the same patient ID Re-attending between 3 & 9 months - Children	3	25	12.0%	58.4%	60.1%	58.8%
% of FP17s for the same patient ID Re-attending between 3 & 9 months - Adults	13	33	39.4%	51.4%	53.3%	51.0%
% of FP17s for Band 1 Urgent Courses	4	57	7.0%	10.7%	9.0%	9.0%
% of FP17s Relating to Free Repair or Replacements	0	57	0.0%	0.9%	1.0%	0.8%
% of FP17s Relating to Continuations	0	57	0.0%	0.9%	1.0%	0.9%
% of Patients satisfied with the dentistry they have received	0	0	N/A	94.5%	93.8%	93.2%
% of Patients satisfied with the time they had to wait for an appointment	0	0	N/A	86.4%	89.4%	88.3%

* This is based on patients treated on this contract for their most recent course of treatment. Figures in italics indicate the base number of FP17s or Patient Questionnaire responses are less than 100. N/A is shown where the base number of responses is less than 10 during the period. % is calculated as Quantity/Base number*100

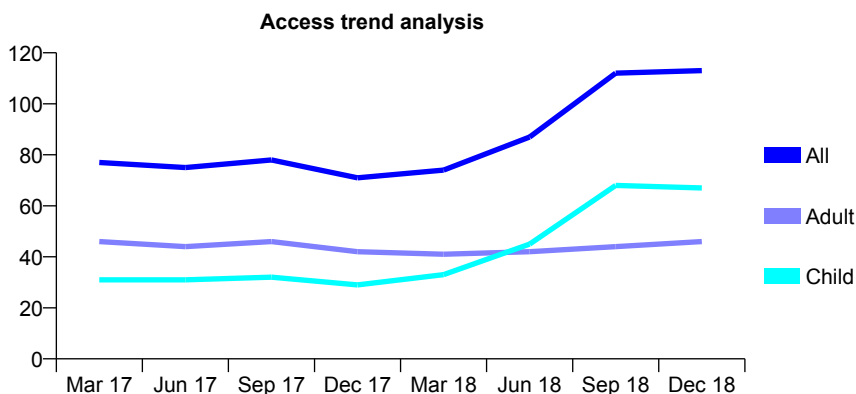
Q47 - Vital Signs At a Glance Contract Report for 215694/0002 - December 2018

Name or company name	MISS SL CARO
Contract type name	GDS Contract
Purpose of contract	General
Contract start date	01/01/2012
Contract end date	

18/19 Contracted general activity (UDA)	150
Carry forward general activity (UDA)	0
18/19 Contracted orthodontic activity (UOA)	0
Carry forward orthodontic activity (UOA)	0
Baseline contract value	£3,044.11

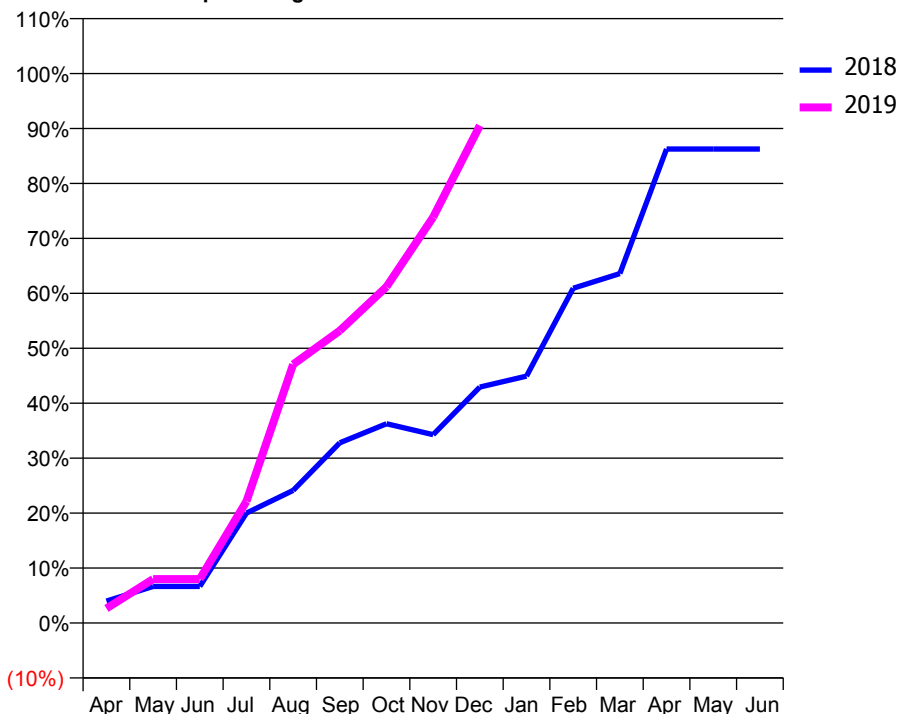
ACCESS*

Patients seen in 24 months	Total	Change since previous quarter
Quarter ending December 2017	71	
Quarter ending March 2018	74	↑
Quarter ending June 2018	87	↑
Quarter ending September 2018	112	↑
Quarter ending December 2018	113	→
Variance since December 2017	59.2%	↑



ACTIVITY

Cumulative percentage of contracted UDA delivered 2018 & 2019



Month	Adjusted Scheduled Activity (UDA)	
	2018	2019
April	6	4
May	10	12
June	10	12
July	30	33
August	36	71
September	49	80
October	54	92
November	51	111
December	64	136
January	67	
February	91	
March	95	
April	129	
May	129	
June	129	

QUALITY

	Quantity	Base Number	Contract	AT	Region	England
% of FP17s for the same patient ID Re-attending within 3 months - Children	1	66	1.5%	12.0%	12.3%	11.8%
% of FP17s for the same patient ID Re-attending within 3 months - Adults	1	37	2.7%	15.2%	15.8%	15.6%
% of FP17s for the same patient ID Re-attending between 3 & 9 months - Children	13	66	19.7%	58.4%	60.1%	58.8%
% of FP17s for the same patient ID Re-attending between 3 & 9 months - Adults	10	37	27.0%	51.4%	53.3%	51.0%
% of FP17s for Band 1 Urgent Courses	4	95	4.2%	10.7%	9.0%	9.0%
% of FP17s Relating to Free Repair or Replacements	0	95	0.0%	0.9%	1.0%	0.8%
% of FP17s Relating to Continuations	0	95	0.0%	0.9%	1.0%	0.9%
% of Patients satisfied with the dentistry they have received	0	0	N/A	94.5%	93.8%	93.2%
% of Patients satisfied with the time they had to wait for an appointment	0	0	N/A	86.4%	89.4%	88.3%

* This is based on patients treated on this contract for their most recent course of treatment. Figures in italics indicate the base number of FP17s or Patient Questionnaire responses are less than 100. N/A is shown where the base number of responses is less than 10 during the period. % is calculated as Quantity/Base number*100

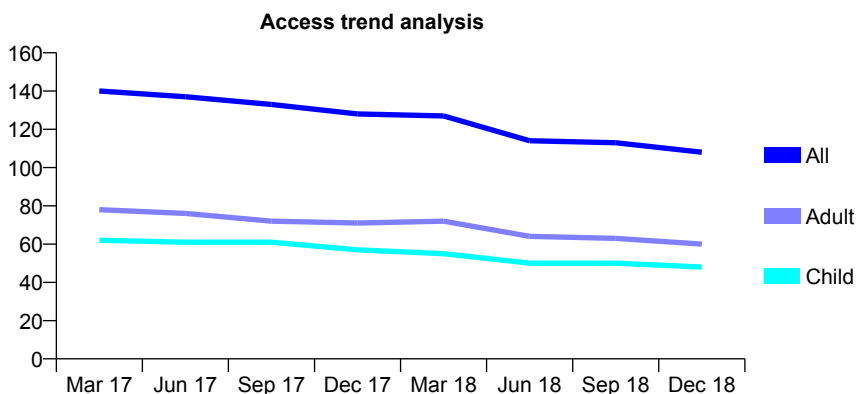
Q47 - Vital Signs At a Glance Contract Report for 221236/0002 - December 2018

Name or company name	MR PG WINSTANLEY
Contract type name	GDS Contract
Purpose of contract	General
Contract start date	01/05/2012
Contract end date	

18/19 Contracted general activity (UDA)	300
Carry forward general activity (UDA)	0
18/19 Contracted orthodontic activity (UOA)	0
Carry forward orthodontic activity (UOA)	0
Baseline contract value	£12,975.71

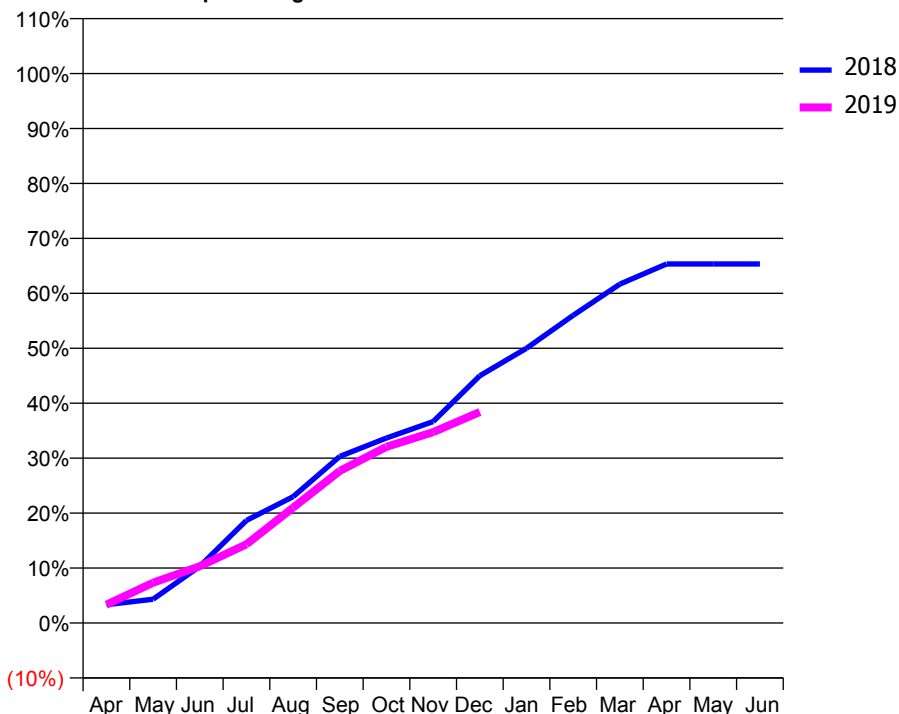
ACCESS*

Patients seen in 24 months	Total	Change since previous quarter
Quarter ending December 2017	128	
Quarter ending March 2018	127	→
Quarter ending June 2018	114	↓
Quarter ending September 2018	113	→
Quarter ending December 2018	108	↓
Variance since December 2017	(15.6%)	↓



ACTIVITY

Cumulative percentage of contracted UDA delivered 2018 & 2019



Month	Adjusted Scheduled Activity (UDA)	
	2018	2019
April	10	10
May	13	22
June	31	31
July	56	43
August	69	63
September	91	83
October	101	96
November	110	104
December	135	115
January	150	
February	168	
March	185	
April	196	
May	196	
June	196	

QUALITY

	Quantity	Base Number	Contract	AT	Region	England
% of FP17s for the same patient ID Re-attending within 3 months - Children	0	62	0.0%	12.0%	12.3%	11.8%
% of FP17s for the same patient ID Re-attending within 3 months - Adults	1	47	2.1%	15.2%	15.8%	15.6%
% of FP17s for the same patient ID Re-attending between 3 & 9 months - Children	47	62	75.8%	58.4%	60.1%	58.8%
% of FP17s for the same patient ID Re-attending between 3 & 9 months - Adults	34	47	72.3%	51.4%	53.3%	51.0%
% of FP17s for Band 1 Urgent Courses	1	99	1.0%	10.7%	9.0%	9.0%
% of FP17s Relating to Free Repair or Replacements	0	99	0.0%	0.9%	1.0%	0.8%
% of FP17s Relating to Continuations	0	99	0.0%	0.9%	1.0%	0.9%
% of Patients satisfied with the dentistry they have received	0	0	N/A	94.5%	93.8%	93.2%
% of Patients satisfied with the time they had to wait for an appointment	0	0	N/A	86.4%	89.4%	88.3%

* This is based on patients treated on this contract for their most recent course of treatment. Figures in italics indicate the base number of FP17s or Patient Questionnaire responses are less than 100. N/A is shown where the base number of responses is less than 10 during the period. % is calculated as Quantity/Base number*100

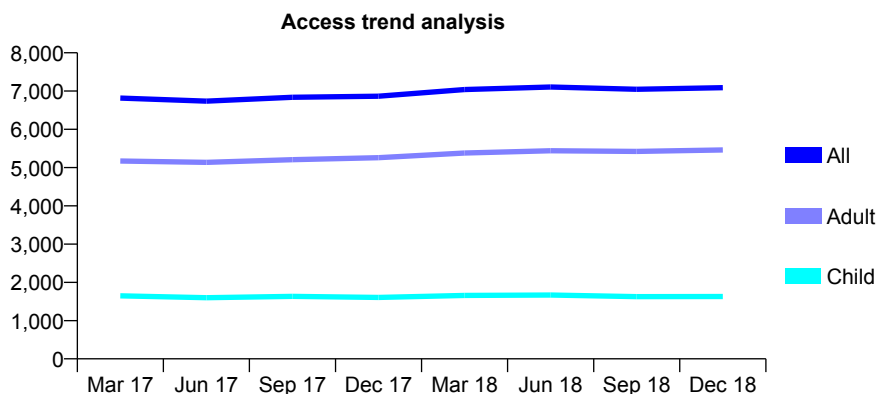
Q47 - Vital Signs At a Glance Contract Report for 222003/0001 - December 2018

Name or company name	Louise Southworth and Ritu Dhariwal
Contract type name	GDS Contract
Purpose of contract	General
Contract start date	01/04/2006
Contract end date	

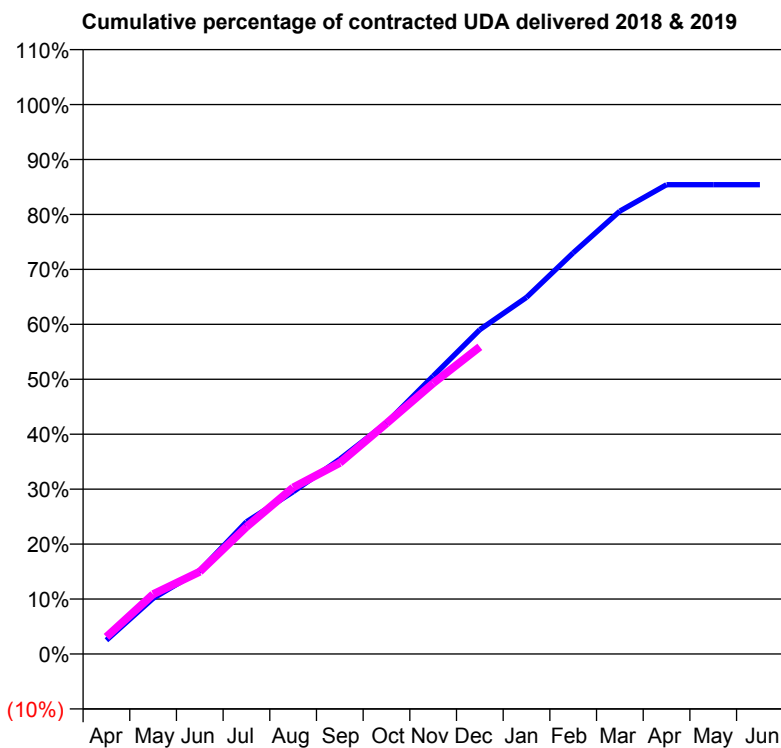
18/19 Contracted general activity (UDA)	24,250
Carry forward general activity (UDA)	0
18/19 Contracted orthodontic activity (UOA)	0
Carry forward orthodontic activity (UOA)	0
Baseline contract value	£604,439.42

ACCESS*

Patients seen in 24 months	Total	Change since previous quarter
Quarter ending December 2017	6,865	
Quarter ending March 2018	7,040	↑
Quarter ending June 2018	7,107	→
Quarter ending September 2018	7,048	→
Quarter ending December 2018	7,088	→
Variance since December 2017	3.2%	↑



ACTIVITY



Month	Adjusted Scheduled Activity (UDA)	
	2018	2019
April	606	758
May	2,454	2,640
June	3,684	3,631
July	5,836	5,610
August	7,160	7,346
September	8,603	8,435
October	10,204	10,178
November	12,267	11,948
December	14,316	13,553
January	15,742	
February	17,703	
March	19,546	
April	20,714	
May	20,709	
June	20,712	

QUALITY

	Quantity	Base Number	Contract	AT	Region	England
% of FP17s for the same patient ID Re-attending within 3 months - Children	201	2,296	8.8%	12.0%	12.3%	11.8%
% of FP17s for the same patient ID Re-attending within 3 months - Adults	942	6,148	15.3%	15.2%	15.8%	15.6%
% of FP17s for the same patient ID Re-attending between 3 & 9 months - Children	1,532	2,296	66.7%	58.4%	60.1%	58.8%
% of FP17s for the same patient ID Re-attending between 3 & 9 months - Adults	3,378	6,148	54.9%	51.4%	53.3%	51.0%
% of FP17s for Band 1 Urgent Courses	831	7,875	10.6%	10.7%	9.0%	9.0%
% of FP17s Relating to Free Repair or Replacements	91	7,875	1.2%	0.9%	1.0%	0.8%
% of FP17s Relating to Continuations	60	7,875	0.8%	0.9%	1.0%	0.9%
% of Patients satisfied with the dentistry they have received	6	6	N/A	94.5%	93.8%	93.2%
% of Patients satisfied with the time they had to wait for an appointment	6	6	N/A	86.4%	89.4%	88.3%

* This is based on patients treated on this contract for their most recent course of treatment. Figures in italics indicate the base number of FP17s or Patient Questionnaire responses are less than 100. N/A is shown where the base number of responses is less than 10 during the period. % is calculated as Quantity/Base number*100

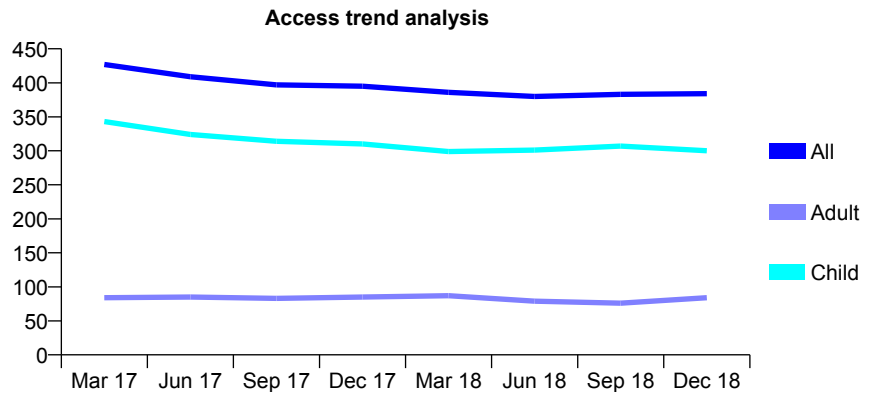
Q47 - Vital Signs At a Glance Contract Report for 229555/0001 - December 2018

Name or company name	MR D ALLEN
Contract type name	GDS Contract
Purpose of contract	General
Contract start date	01/04/2006
Contract end date	

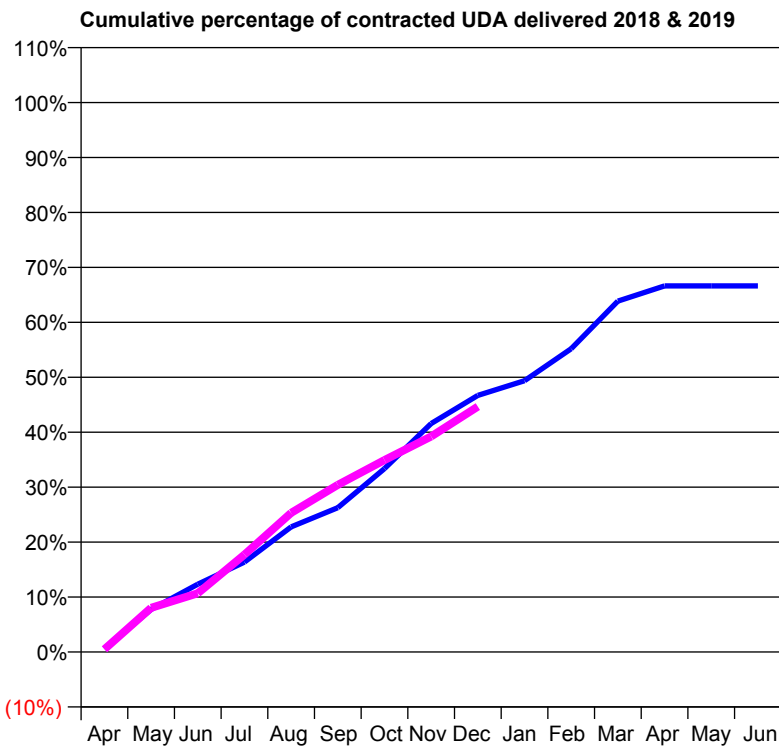
18/19 Contracted general activity (UDA)	1,200
Carry forward general activity (UDA)	0
18/19 Contracted orthodontic activity (UOA)	0
Carry forward orthodontic activity (UOA)	0
Baseline contract value	£27,197.64

ACCESS*

Patients seen in 24 months	Total	Change since previous quarter
Quarter ending December 2017	395	
Quarter ending March 2018	386	↓
Quarter ending June 2018	380	↓
Quarter ending September 2018	383	→
Quarter ending December 2018	384	→
Variance since December 2017	(2.8%)	↓



ACTIVITY



Month	Adjusted Scheduled Activity (UDA)	
	2018	2019
April	7	6
May	93	96
June	148	128
July	196	213
August	273	304
September	315	365
October	401	419
November	499	471
December	560	536
January	592	
February	662	
March	766	
April	799	
May	799	
June	799	

QUALITY

	Quantity	Base Number	Contract	AT	Region	England
% of FP17s for the same patient ID Re-attending within 3 months - Children	20	384	5.2%	12.0%	12.3%	11.8%
% of FP17s for the same patient ID Re-attending within 3 months - Adults	5	46	10.9%	15.2%	15.8%	15.6%
% of FP17s for the same patient ID Re-attending between 3 & 9 months - Children	266	384	69.3%	58.4%	60.1%	58.8%
% of FP17s for the same patient ID Re-attending between 3 & 9 months - Adults	34	46	73.9%	51.4%	53.3%	51.0%
% of FP17s for Band 1 Urgent Courses	10	410	2.4%	10.7%	9.0%	9.0%
% of FP17s Relating to Free Repair or Replacements	0	410	0.0%	0.9%	1.0%	0.8%
% of FP17s Relating to Continuations	0	410	0.0%	0.9%	1.0%	0.9%
% of Patients satisfied with the dentistry they have received	0	0	N/A	94.5%	93.8%	93.2%
% of Patients satisfied with the time they had to wait for an appointment	0	0	N/A	86.4%	89.4%	88.3%

* This is based on patients treated on this contract for their most recent course of treatment. Figures in italics indicate the base number of FP17s or Patient Questionnaire responses are less than 100. N/A is shown where the base number of responses is less than 10 during the period. % is calculated as Quantity/Base number*100

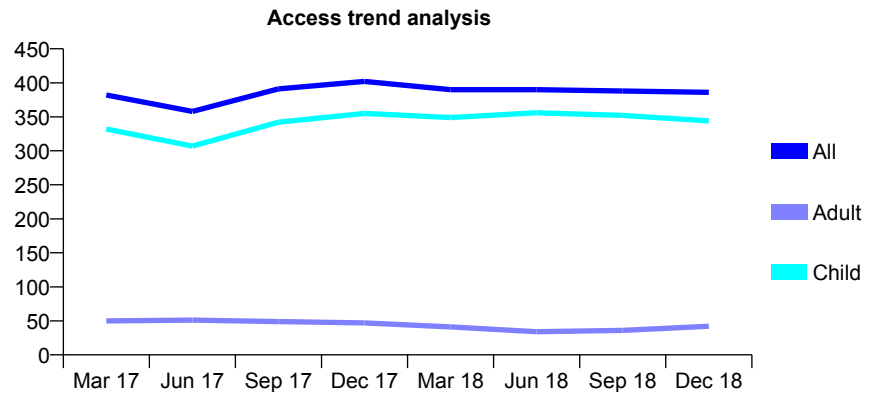
Q47 - Vital Signs At a Glance Contract Report for 230766/0001 - December 2018

Name or company name	MR CJ BROADBENT
Contract type name	GDS Contract
Purpose of contract	General
Contract start date	01/04/2006
Contract end date	

18/19 Contracted general activity (UDA)	800
Carry forward general activity (UDA)	0
18/19 Contracted orthodontic activity (UOA)	0
Carry forward orthodontic activity (UOA)	0
Baseline contract value	£16,105.80

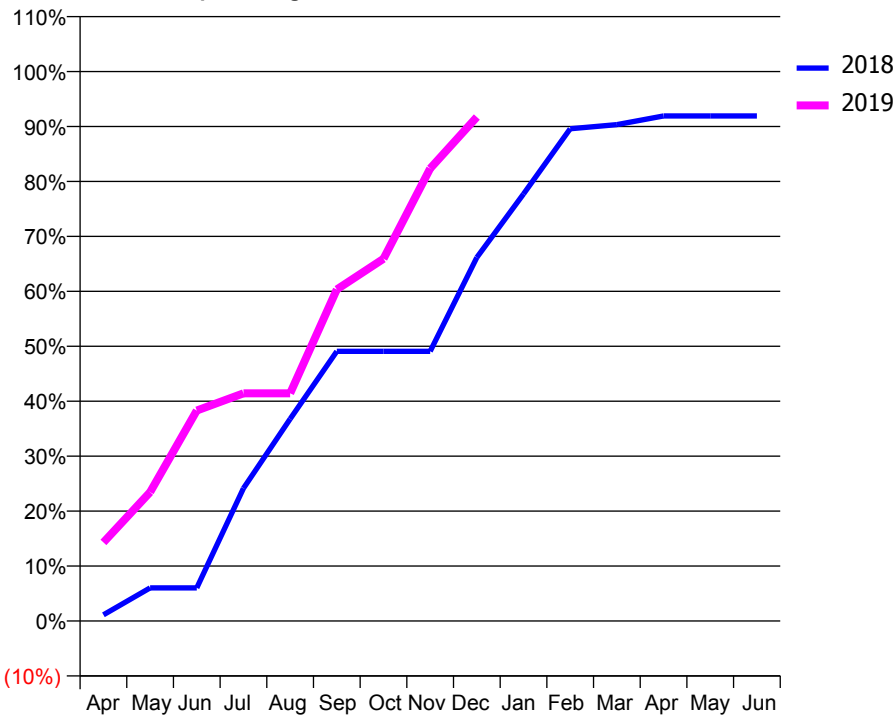
ACCESS*

Patients seen in 24 months	Total	Change since previous quarter
Quarter ending December 2017	402	
Quarter ending March 2018	390	↓
Quarter ending June 2018	390	→
Quarter ending September 2018	388	→
Quarter ending December 2018	386	→
Variance since December 2017	(4.0%)	↓



ACTIVITY

Cumulative percentage of contracted UDA delivered 2018 & 2019



Adjusted Scheduled Activity (UDA)		
Month	2018	2019
April	9	114
May	48	188
June	48	306
July	193	331
August	294	331
September	393	483
October	393	527
November	393	659
December	529	734
January	622	
February	717	
March	723	
April	735	
May	735	
June	735	

QUALITY

	Quantity	Base Number	Contract	AT	Region	England
% of FP17s for the same patient ID Re-attending within 3 months - Children	46	526	8.7%	12.0%	12.3%	11.8%
% of FP17s for the same patient ID Re-attending within 3 months - Adults	0	2	0.0%	15.2%	15.8%	15.6%
% of FP17s for the same patient ID Re-attending between 3 & 9 months - Children	380	526	72.2%	58.4%	60.1%	58.8%
% of FP17s for the same patient ID Re-attending between 3 & 9 months - Adults	1	2	50.0%	51.4%	53.3%	51.0%
% of FP17s for Band 1 Urgent Courses	19	522	3.6%	10.7%	9.0%	9.0%
% of FP17s Relating to Free Repair or Replacements	0	522	0.0%	0.9%	1.0%	0.8%
% of FP17s Relating to Continuations	0	522	0.0%	0.9%	1.0%	0.9%
% of Patients satisfied with the dentistry they have received	0	0	N/A	94.5%	93.8%	93.2%
% of Patients satisfied with the time they had to wait for an appointment	0	0	N/A	86.4%	89.4%	88.3%

* This is based on patients treated on this contract for their most recent course of treatment. Figures in italics indicate the base number of FP17s or Patient Questionnaire responses are less than 100. N/A is shown where the base number of responses is less than 10 during the period. % is calculated as Quantity/Base number*100

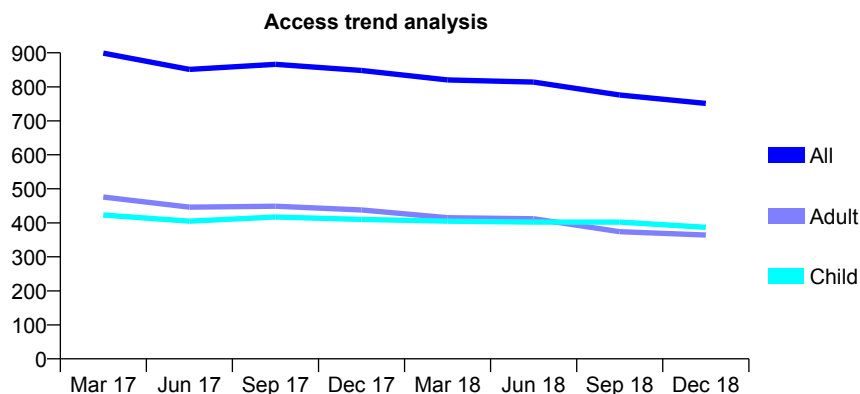
Q47 - Vital Signs At a Glance Contract Report for 235474/0001 - December 2018

Name or company name	MR MS COLLINSON
Contract type name	GDS Contract
Purpose of contract	General
Contract start date	01/04/2006
Contract end date	

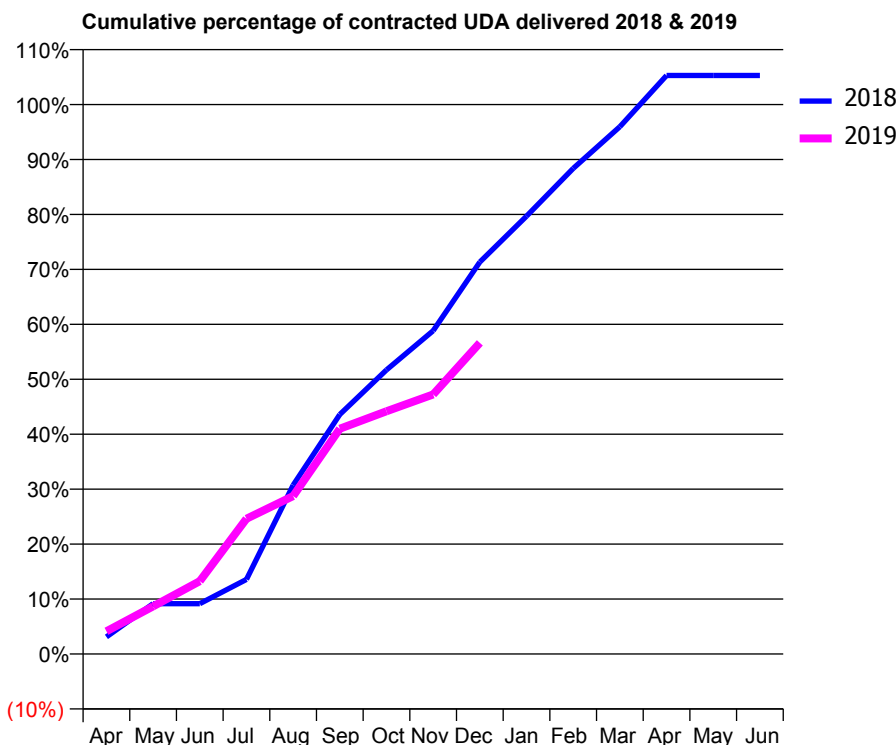
18/19 Contracted general activity (UDA)	1,770
Carry forward general activity (UDA)	-35
18/19 Contracted orthodontic activity (UOA)	0
Carry forward orthodontic activity (UOA)	0
Baseline contract value	£40,495.18

ACCESS*

Patients seen in 24 months	Total	Change since previous quarter
Quarter ending December 2017	848	
Quarter ending March 2018	820	↓
Quarter ending June 2018	814	→
Quarter ending September 2018	776	↓
Quarter ending December 2018	751	↓
Variance since December 2017	(11.4%)	↓



ACTIVITY



Month	Adjusted Scheduled Activity (UDA)	
	2018	2019
April	55	73
May	162	153
June	162	235
July	240	436
August	544	509
September	772	726
October	915	782
November	1,041	836
December	1,263	1,002
January	1,410	
February	1,564	
March	1,698	
April	1,863	
May	1,863	
June	1,863	

QUALITY

	Quantity	Base Number	Contract	AT	Region	England
% of FP17s for the same patient ID Re-attending within 3 months - Children	24	457	5.3%	12.0%	12.3%	11.8%
% of FP17s for the same patient ID Re-attending within 3 months - Adults	26	314	8.3%	15.2%	15.8%	15.6%
% of FP17s for the same patient ID Re-attending between 3 & 9 months - Children	332	457	72.6%	58.4%	60.1%	58.8%
% of FP17s for the same patient ID Re-attending between 3 & 9 months - Adults	219	314	69.7%	51.4%	53.3%	51.0%
% of FP17s for Band 1 Urgent Courses	9	677	1.3%	10.7%	9.0%	9.0%
% of FP17s Relating to Free Repair or Replacements	0	677	0.0%	0.9%	1.0%	0.8%
% of FP17s Relating to Continuations	16	677	2.4%	0.9%	1.0%	0.9%
% of Patients satisfied with the dentistry they have received	0	0	N/A	94.5%	93.8%	93.2%
% of Patients satisfied with the time they had to wait for an appointment	0	0	N/A	86.4%	89.4%	88.3%

* This is based on patients treated on this contract for their most recent course of treatment. Figures in italics indicate the base number of FP17s or Patient Questionnaire responses are less than 100. N/A is shown where the base number of responses is less than 10 during the period. % is calculated as Quantity/Base number*100

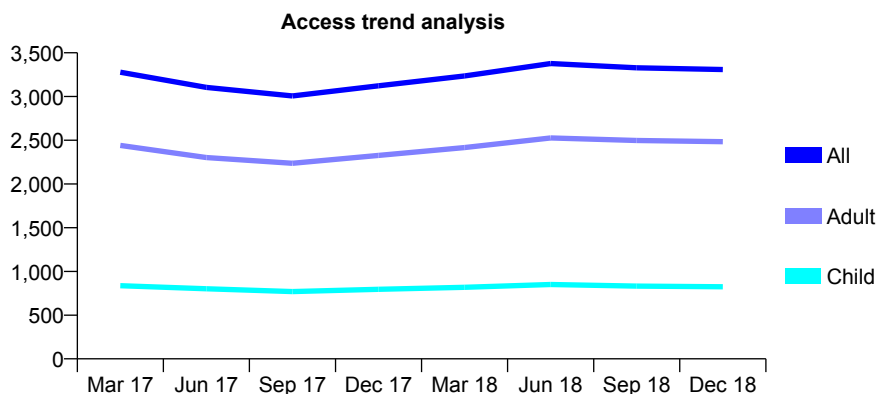
Q47 - Vital Signs At a Glance Contract Report for 235903/0001 - December 2018

Name or company name	MR J IKRAM
Contract type name	GDS Contract
Purpose of contract	General
Contract start date	02/11/2012
Contract end date	

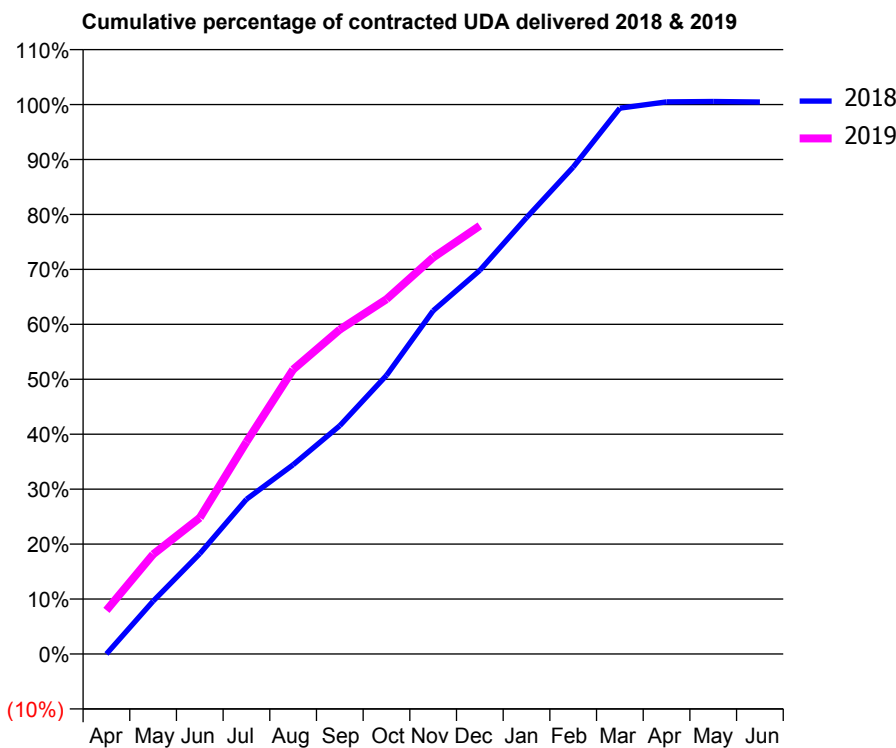
18/19 Contracted general activity (UDA)	11,181
Carry forward general activity (UDA)	-52
18/19 Contracted orthodontic activity (UOA)	0
Carry forward orthodontic activity (UOA)	0
Baseline contract value	£259,440.78

ACCESS*

Patients seen in 24 months	Total	Change since previous quarter
Quarter ending December 2017	3,123	
Quarter ending March 2018	3,235	↑
Quarter ending June 2018	3,377	↑
Quarter ending September 2018	3,329	↓
Quarter ending December 2018	3,308	→
Variance since December 2017	5.9%	↑



ACTIVITY



Month	Adjusted Scheduled Activity (UDA)	
	2018	2019
April	0	888
May	1,075	2,028
June	2,042	2,770
July	3,149	4,315
August	3,852	5,789
September	4,647	6,602
October	5,671	7,218
November	6,986	8,067
December	7,808	8,712
January	8,880	
February	9,908	
March	11,108	
April	11,235	
May	11,243	
June	11,233	

QUALITY

	Quantity	Base Number	Contract	AT	Region	England
% of FP17s for the same patient ID Re-attending within 3 months - Children	64	861	7.4%	12.0%	12.3%	11.8%
% of FP17s for the same patient ID Re-attending within 3 months - Adults	427	2,758	15.5%	15.2%	15.8%	15.6%
% of FP17s for the same patient ID Re-attending between 3 & 9 months - Children	514	861	59.7%	58.4%	60.1%	58.8%
% of FP17s for the same patient ID Re-attending between 3 & 9 months - Adults	1,590	2,758	57.7%	51.4%	53.3%	51.0%
% of FP17s for Band 1 Urgent Courses	214	3,521	6.1%	10.7%	9.0%	9.0%
% of FP17s Relating to Free Repair or Replacements	15	3,521	0.4%	0.9%	1.0%	0.8%
% of FP17s Relating to Continuations	7	3,521	0.2%	0.9%	1.0%	0.9%
% of Patients satisfied with the dentistry they have received	1	1	N/A	94.5%	93.8%	93.2%
% of Patients satisfied with the time they had to wait for an appointment	1	1	N/A	86.4%	89.4%	88.3%

* This is based on patients treated on this contract for their most recent course of treatment. Figures in italics indicate the base number of FP17s or Patient Questionnaire responses are less than 100. N/A is shown where the base number of responses is less than 10 during the period. % is calculated as Quantity/Base number*100

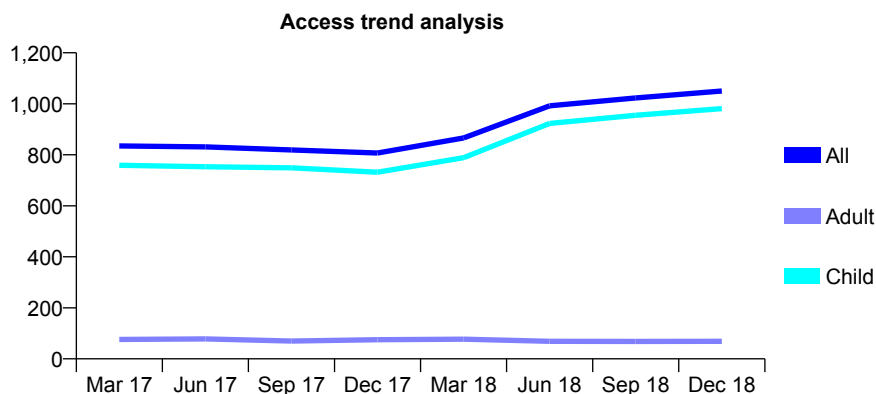
Q47 - Vital Signs At a Glance Contract Report for 245305/0001 - December 2018

Name or company name	MR DJ PATTISON
Contract type name	GDS Contract
Purpose of contract	General
Contract start date	01/04/2006
Contract end date	

18/19 Contracted general activity (UDA)	1,800
Carry forward general activity (UDA)	0
18/19 Contracted orthodontic activity (UOA)	0
Carry forward orthodontic activity (UOA)	0
Baseline contract value	£44,460.27

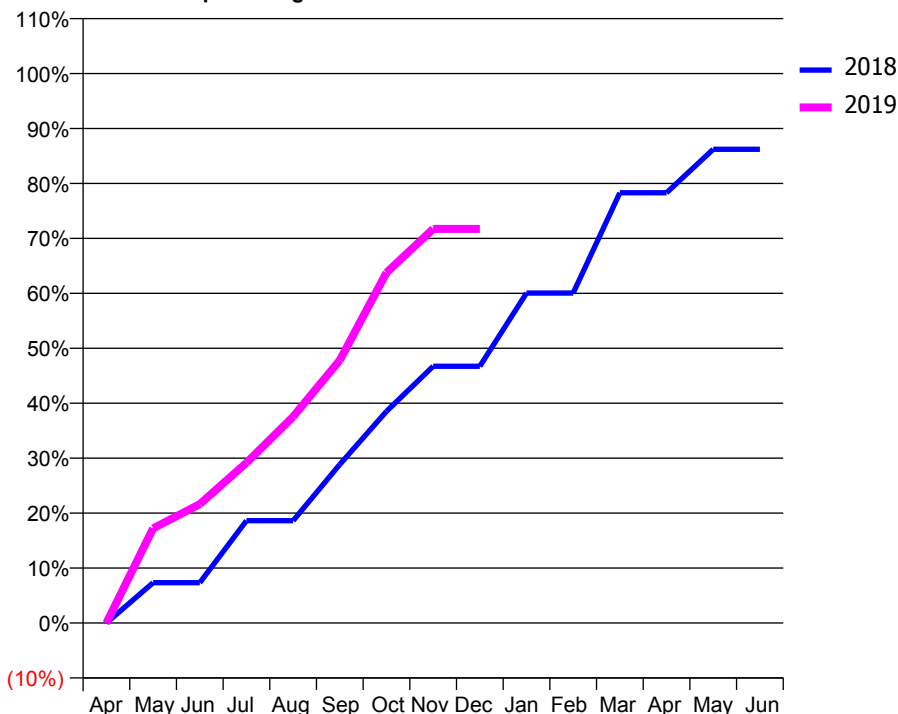
ACCESS*

Patients seen in 24 months	Total	Change since previous quarter
Quarter ending December 2017	807	
Quarter ending March 2018	866	↑
Quarter ending June 2018	992	↑
Quarter ending September 2018	1,023	↑
Quarter ending December 2018	1,050	↑
Variance since December 2017	30.1%	↑



ACTIVITY

Cumulative percentage of contracted UDA delivered 2018 & 2019



Month	Adjusted Scheduled Activity (UDA)	
	2018	2019
April	0	0
May	132	310
June	132	389
July	335	525
August	335	676
September	519	861
October	694	1,148
November	841	1,291
December	841	1,291
January	1,081	
February	1,081	
March	1,409	
April	1,409	
May	1,552	
June	1,552	

QUALITY

	Quantity	Base Number	Contract	AT	Region	England
% of FP17s for the same patient ID Re-attending within 3 months - Children	68	1,130	6.0%	12.0%	12.3%	11.8%
% of FP17s for the same patient ID Re-attending within 3 months - Adults	0	0	N/A	15.2%	15.8%	15.6%
% of FP17s for the same patient ID Re-attending between 3 & 9 months - Children	685	1,130	60.6%	58.4%	60.1%	58.8%
% of FP17s for the same patient ID Re-attending between 3 & 9 months - Adults	0	0	N/A	51.4%	53.3%	51.0%
% of FP17s for Band 1 Urgent Courses	29	1,025	2.8%	10.7%	9.0%	9.0%
% of FP17s Relating to Free Repair or Replacements	0	1,025	0.0%	0.9%	1.0%	0.8%
% of FP17s Relating to Continuations	0	1,025	0.0%	0.9%	1.0%	0.9%
% of Patients satisfied with the dentistry they have received	0	0	N/A	94.5%	93.8%	93.2%
% of Patients satisfied with the time they had to wait for an appointment	0	0	N/A	86.4%	89.4%	88.3%

* This is based on patients treated on this contract for their most recent course of treatment. Figures in italics indicate the base number of FP17s or Patient Questionnaire responses are less than 100. N/A is shown where the base number of responses is less than 10 during the period. % is calculated as Quantity/Base number*100

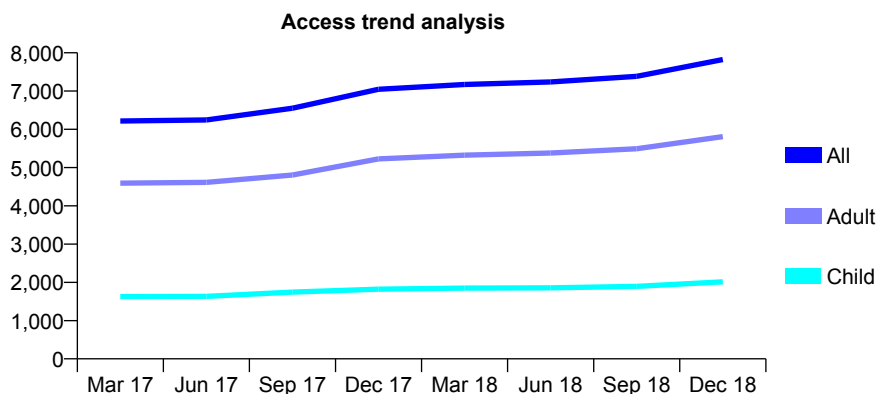
Q47 - Vital Signs At a Glance Contract Report for 258733/0001 - December 2018

Name or company name	MR A GHAFLOOR
Contract type name	GDS Contract
Purpose of contract	General
Contract start date	01/04/2006
Contract end date	

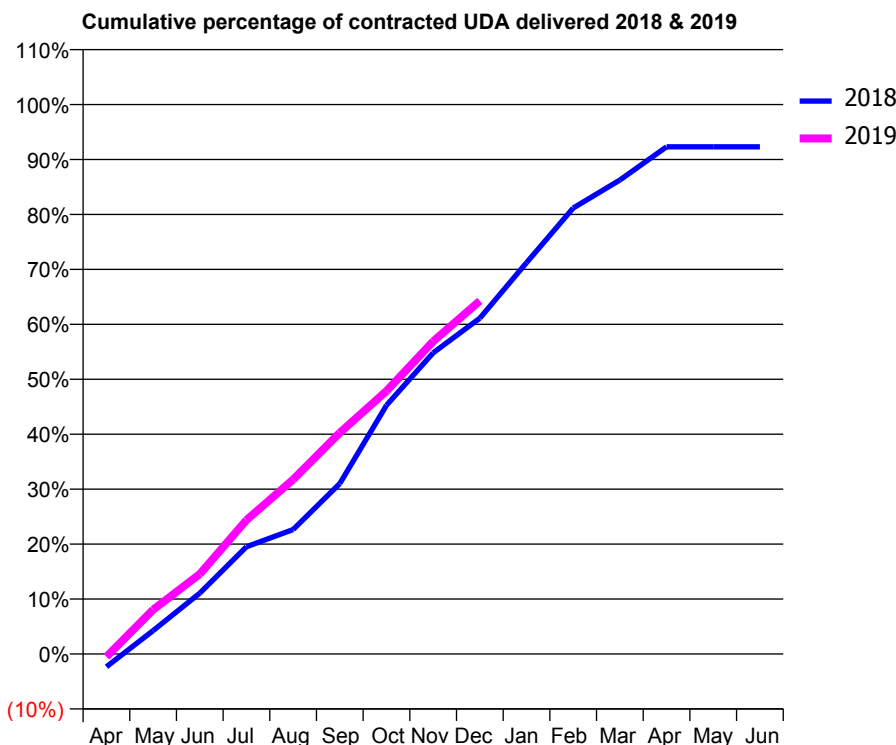
18/19 Contracted general activity (UDA)	19,515
Carry forward general activity (UDA)	561
18/19 Contracted orthodontic activity (UOA)	0
Carry forward orthodontic activity (UOA)	0
Baseline contract value	£615,483.45

ACCESS*

Patients seen in 24 months	Total	Change since previous quarter
Quarter ending December 2017	7,047	
Quarter ending March 2018	7,172	→
Quarter ending June 2018	7,237	→
Quarter ending September 2018	7,386	↑
Quarter ending December 2018	7,824	↑
Variance since December 2017	11.0%	↑



ACTIVITY



Month	Adjusted Scheduled Activity (UDA)	
	2018	2019
April	-455	-103
May	830	1,575
June	2,160	2,841
July	3,811	4,758
August	4,419	6,198
September	6,056	7,861
October	8,834	9,339
November	10,697	11,103
December	11,925	12,540
January	13,897	
February	15,837	
March	16,834	
April	18,012	
May	18,011	
June	18,011	

QUALITY

	Quantity	Base Number	Contract	AT	Region	England
% of FP17s for the same patient ID Re-attending within 3 months - Children	257	2,856	9.0%	12.0%	12.3%	11.8%
% of FP17s for the same patient ID Re-attending within 3 months - Adults	722	6,760	10.7%	15.2%	15.8%	15.6%
% of FP17s for the same patient ID Re-attending between 3 & 9 months - Children	2,013	2,856	70.5%	58.4%	60.1%	58.8%
% of FP17s for the same patient ID Re-attending between 3 & 9 months - Adults	4,322	6,760	63.9%	51.4%	53.3%	51.0%
% of FP17s for Band 1 Urgent Courses	287	8,405	3.4%	10.7%	9.0%	9.0%
% of FP17s Relating to Free Repair or Replacements	45	8,405	0.5%	0.9%	1.0%	0.8%
% of FP17s Relating to Continuations	42	8,405	0.5%	0.9%	1.0%	0.9%
% of Patients satisfied with the dentistry they have received	3	3	N/A	94.5%	93.8%	93.2%
% of Patients satisfied with the time they had to wait for an appointment	3	3	N/A	86.4%	89.4%	88.3%

* This is based on patients treated on this contract for their most recent course of treatment. Figures in italics indicate the base number of FP17s or Patient Questionnaire responses are less than 100. N/A is shown where the base number of responses is less than 10 during the period. % is calculated as Quantity/Base number*100

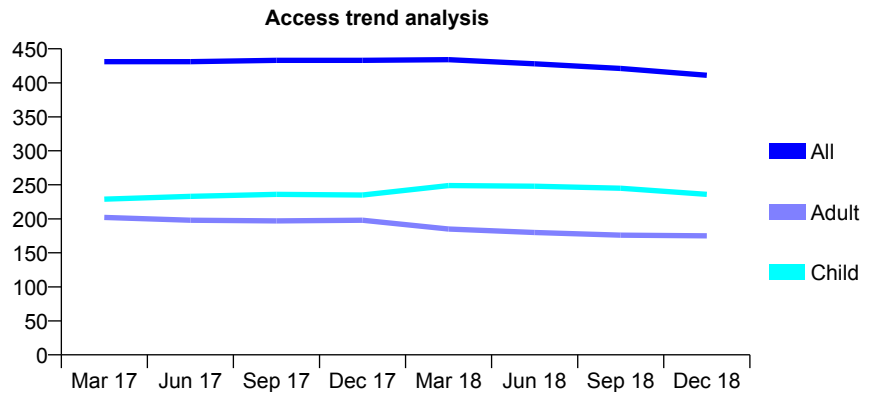
Q47 - Vital Signs At a Glance Contract Report for 293172/0002 - December 2018

Name or company name	MR DE BOWLES
Contract type name	GDS Contract
Purpose of contract	General
Contract start date	01/04/2006
Contract end date	

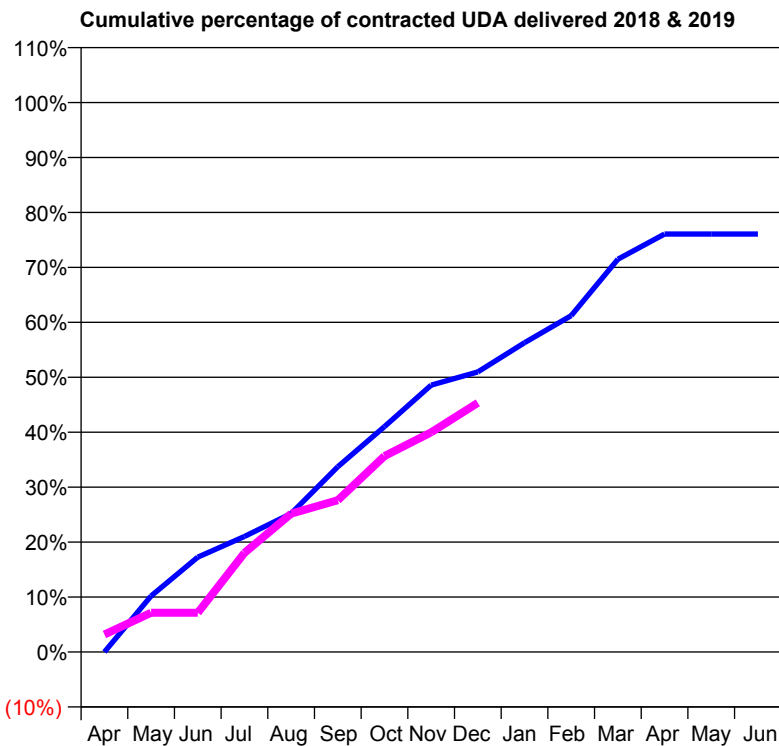
18/19 Contracted general activity (UDA)	1,830
Carry forward general activity (UDA)	0
18/19 Contracted orthodontic activity (UOA)	0
Carry forward orthodontic activity (UOA)	0
Baseline contract value	£36,910.24

ACCESS*

Patients seen in 24 months	Total	Change since previous quarter
Quarter ending December 2017	433	
Quarter ending March 2018	434	→
Quarter ending June 2018	428	↓
Quarter ending September 2018	421	↓
Quarter ending December 2018	411	↓
Variance since December 2017	(5.1%)	↓



ACTIVITY



Month	Adjusted Scheduled Activity (UDA)	
	2018	2019
April	0	58
May	187	131
June	316	131
July	385	330
August	461	461
September	617	506
October	751	653
November	889	732
December	933	830
January	1,030	
February	1,120	
March	1,308	
April	1,392	
May	1,392	
June	1,392	

QUALITY

	Quantity	Base Number	Contract	AT	Region	England
% of FP17s for the same patient ID Re-attending within 3 months - Children	40	313	12.8%	12.0%	12.3%	11.8%
% of FP17s for the same patient ID Re-attending within 3 months - Adults	38	176	21.6%	15.2%	15.8%	15.6%
% of FP17s for the same patient ID Re-attending between 3 & 9 months - Children	191	313	61.0%	58.4%	60.1%	58.8%
% of FP17s for the same patient ID Re-attending between 3 & 9 months - Adults	96	176	54.5%	51.4%	53.3%	51.0%
% of FP17s for Band 1 Urgent Courses	14	448	3.1%	10.7%	9.0%	9.0%
% of FP17s Relating to Free Repair or Replacements	0	448	0.0%	0.9%	1.0%	0.8%
% of FP17s Relating to Continuations	14	448	3.1%	0.9%	1.0%	0.9%
% of Patients satisfied with the dentistry they have received	0	0	N/A	94.5%	93.8%	93.2%
% of Patients satisfied with the time they had to wait for an appointment	0	0	N/A	86.4%	89.4%	88.3%

* This is based on patients treated on this contract for their most recent course of treatment. Figures in italics indicate the base number of FP17s or Patient Questionnaire responses are less than 100. N/A is shown where the base number of responses is less than 10 during the period. % is calculated as Quantity/Base number*100

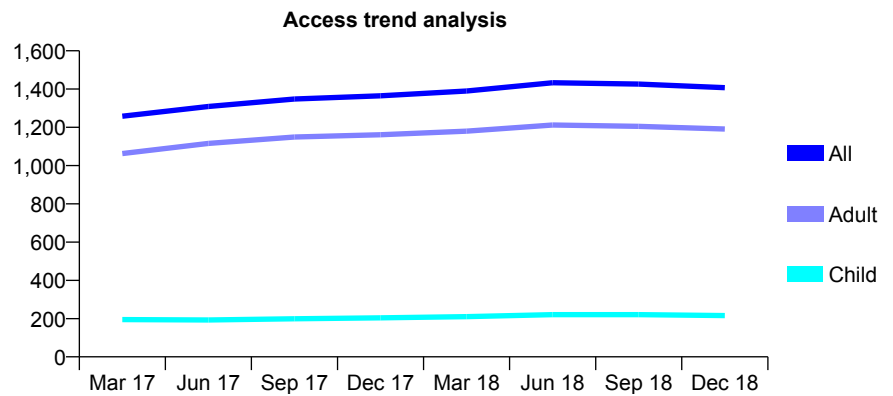
Q47 - Vital Signs At a Glance Contract Report for 310395/0001 - December 2018

Name or company name	Javed Ikram & Paul Mitchell
Contract type name	GDS Contract
Purpose of contract	General
Contract start date	01/04/2006
Contract end date	

18/19 Contracted general activity (UDA)	4,491
Carry forward general activity (UDA)	-81
18/19 Contracted orthodontic activity (UOA)	0
Carry forward orthodontic activity (UOA)	0
Baseline contract value	£109,277.00

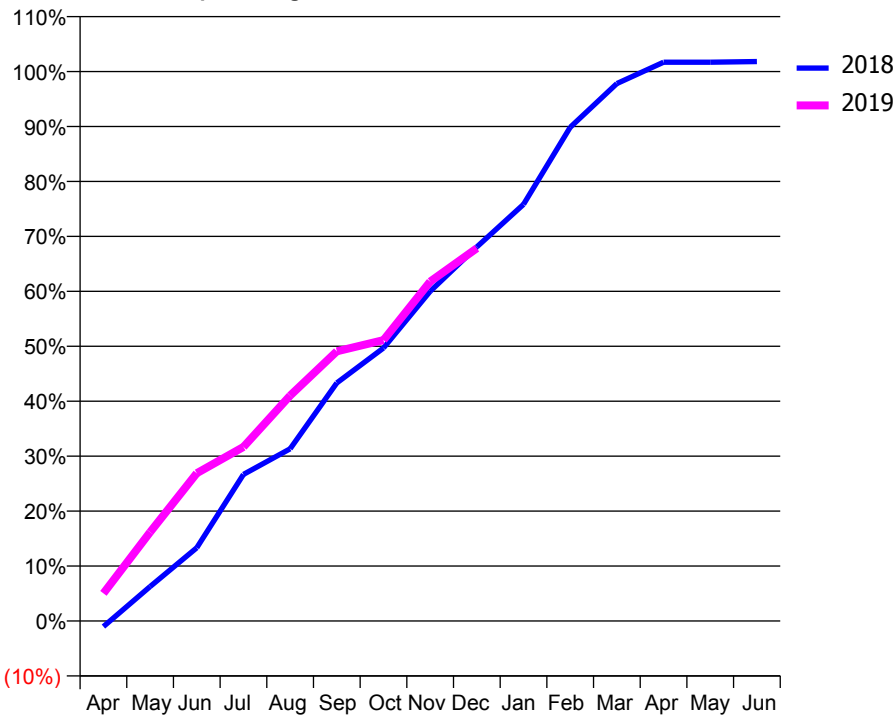
ACCESS*

Patients seen in 24 months	Total	Change since previous quarter
Quarter ending December 2017	1,365	
Quarter ending March 2018	1,390	→
Quarter ending June 2018	1,433	↑
Quarter ending September 2018	1,426	→
Quarter ending December 2018	1,407	↓
Variance since December 2017	3.1%	↑



ACTIVITY

Cumulative percentage of contracted UDA delivered 2018 & 2019



Month	Adjusted Scheduled Activity (UDA)	
	2018	2019
April	-46	226
May	281	726
June	598	1,208
July	1,199	1,423
August	1,407	1,842
September	1,946	2,204
October	2,231	2,296
November	2,695	2,774
December	3,058	3,046
January	3,405	
February	4,036	
March	4,392	
April	4,567	
May	4,567	
June	4,572	

QUALITY

	Quantity	Base Number	Contract	AT	Region	England
% of FP17s for the same patient ID Re-attending within 3 months - Children	21	255	8.2%	12.0%	12.3%	11.8%
% of FP17s for the same patient ID Re-attending within 3 months - Adults	186	1,272	14.6%	15.2%	15.8%	15.6%
% of FP17s for the same patient ID Re-attending between 3 & 9 months - Children	151	255	59.2%	58.4%	60.1%	58.8%
% of FP17s for the same patient ID Re-attending between 3 & 9 months - Adults	730	1,272	57.4%	51.4%	53.3%	51.0%
% of FP17s for Band 1 Urgent Courses	56	1,432	3.9%	10.7%	9.0%	9.0%
% of FP17s Relating to Free Repair or Replacements	22	1,432	1.5%	0.9%	1.0%	0.8%
% of FP17s Relating to Continuations	27	1,432	1.9%	0.9%	1.0%	0.9%
% of Patients satisfied with the dentistry they have received	3	3	N/A	94.5%	93.8%	93.2%
% of Patients satisfied with the time they had to wait for an appointment	3	3	N/A	86.4%	89.4%	88.3%

* This is based on patients treated on this contract for their most recent course of treatment. Figures in italics indicate the base number of FP17s or Patient Questionnaire responses are less than 100. N/A is shown where the base number of responses is less than 10 during the period. % is calculated as Quantity/Base number*100

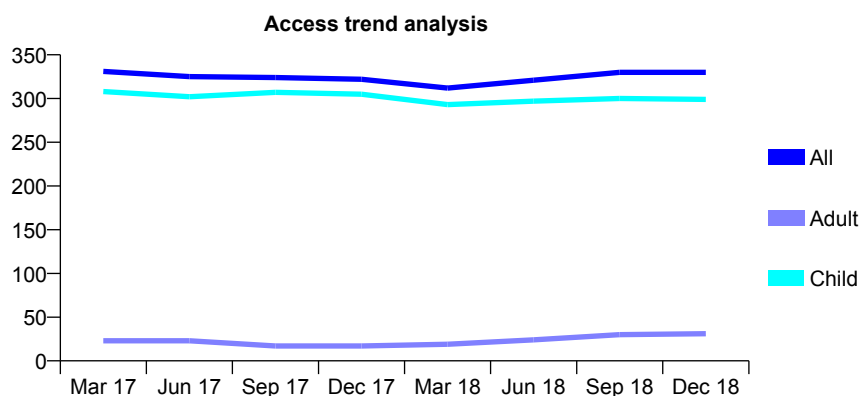
Q47 - Vital Signs At a Glance Contract Report for 322938/0001 - December 2018

Name or company name	MISS DE HASLEHURST
Contract type name	GDS Contract
Purpose of contract	General
Contract start date	01/04/2006
Contract end date	

18/19 Contracted general activity (UDA)	785
Carry forward general activity (UDA)	-3
18/19 Contracted orthodontic activity (UOA)	0
Carry forward orthodontic activity (UOA)	0
Baseline contract value	£18,576.98

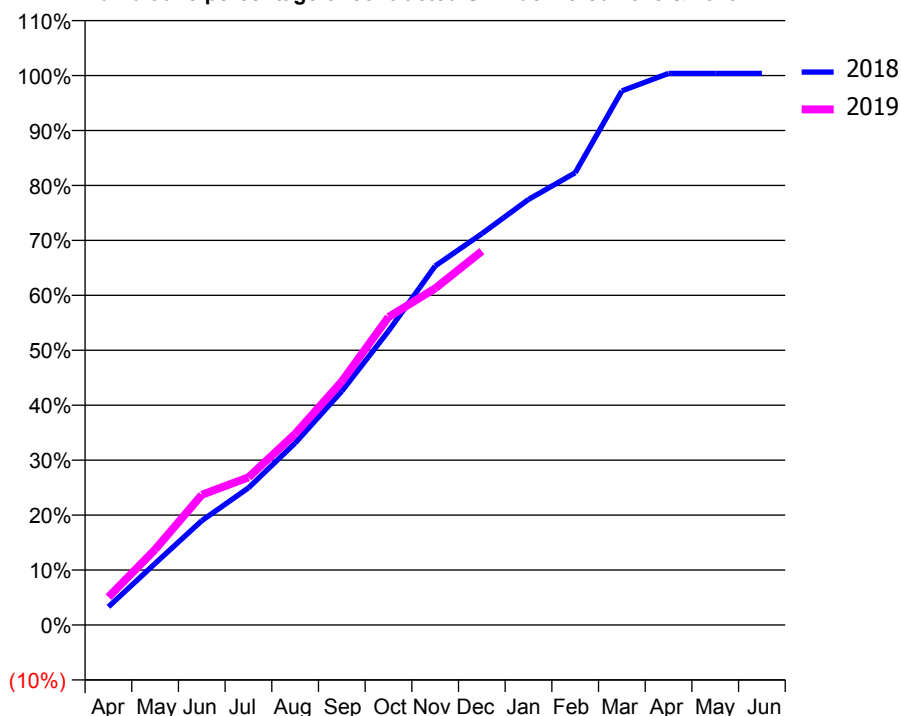
ACCESS*

Patients seen in 24 months	Total	Change since previous quarter
Quarter ending December 2017	322	
Quarter ending March 2018	312	↓
Quarter ending June 2018	321	↑
Quarter ending September 2018	330	↑
Quarter ending December 2018	330	→
Variance since December 2017	2.5%	↑



ACTIVITY

Cumulative percentage of contracted UDA delivered 2018 & 2019



Month	Adjusted Scheduled Activity (UDA)	
	2018	2019
April	26	40
May	88	108
June	149	186
July	196	211
August	260	273
September	334	348
October	420	440
November	513	481
December	559	534
January	608	
February	646	
March	763	
April	788	
May	788	
June	788	

QUALITY

	Quantity	Base Number	Contract	AT	Region	England
% of FP17s for the same patient ID Re-attending within 3 months - Children	38	414	9.2%	12.0%	12.3%	11.8%
% of FP17s for the same patient ID Re-attending within 3 months - Adults	0	0	N/A	15.2%	15.8%	15.6%
% of FP17s for the same patient ID Re-attending between 3 & 9 months - Children	308	414	74.4%	58.4%	60.1%	58.8%
% of FP17s for the same patient ID Re-attending between 3 & 9 months - Adults	0	0	N/A	51.4%	53.3%	51.0%
% of FP17s for Band 1 Urgent Courses	0	395	0.0%	10.7%	9.0%	9.0%
% of FP17s Relating to Free Repair or Replacements	0	395	0.0%	0.9%	1.0%	0.8%
% of FP17s Relating to Continuations	3	395	0.8%	0.9%	1.0%	0.9%
% of Patients satisfied with the dentistry they have received	0	0	N/A	94.5%	93.8%	93.2%
% of Patients satisfied with the time they had to wait for an appointment	0	0	N/A	86.4%	89.4%	88.3%

* This is based on patients treated on this contract for their most recent course of treatment. Figures in italics indicate the base number of FP17s or Patient Questionnaire responses are less than 100. N/A is shown where the base number of responses is less than 10 during the period. % is calculated as Quantity/Base number*100

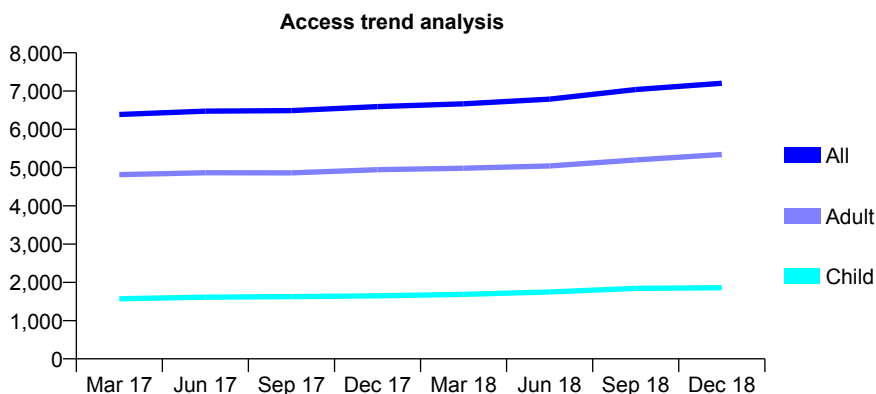
Q47 - Vital Signs At a Glance Contract Report for 323918/0001 - December 2018

Name or company name	Thomas and Thomas Dental Associates
Contract type name	GDS Contract
Purpose of contract	General
Contract start date	01/04/2006
Contract end date	

18/19 Contracted general activity (UDA)	23,517
Carry forward general activity (UDA)	-257
18/19 Contracted orthodontic activity (UOA)	0
Carry forward orthodontic activity (UOA)	0
Baseline contract value	£681,409.77

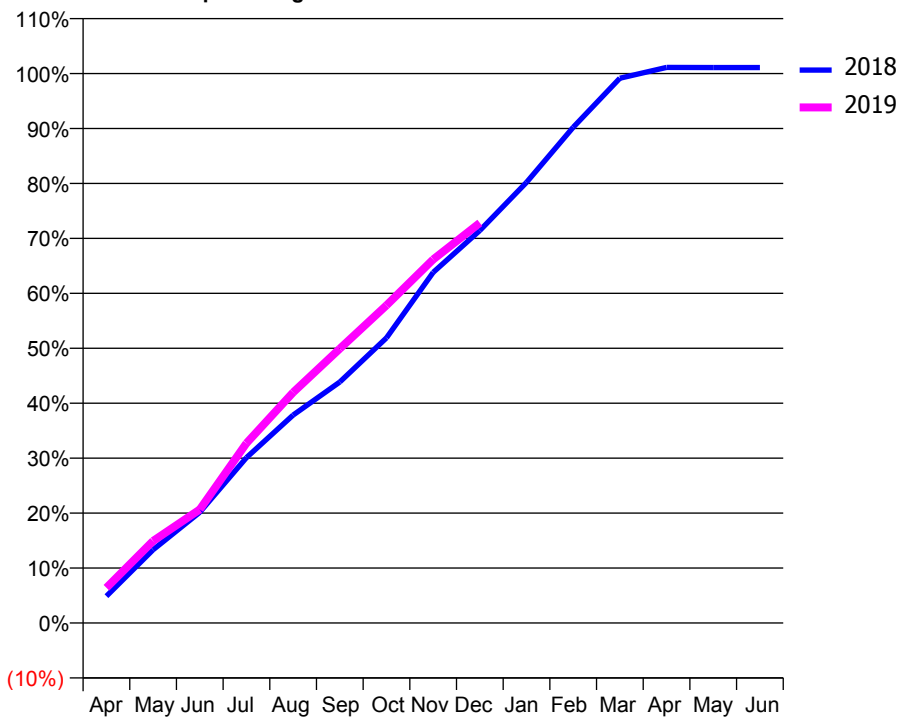
ACCESS*

Patients seen in 24 months	Total	Change since previous quarter
Quarter ending December 2017	6,594	
Quarter ending March 2018	6,666	→
Quarter ending June 2018	6,789	→
Quarter ending September 2018	7,040	↑
Quarter ending December 2018	7,204	↑
Variance since December 2017	9.3%	↑



ACTIVITY

Cumulative percentage of contracted UDA delivered 2018 & 2019



Month	Adjusted Scheduled Activity (UDA)	
	2018	2019
April	1,152	1,510
May	3,136	3,515
June	4,738	4,862
July	7,081	7,696
August	8,900	9,868
September	10,315	11,743
October	12,205	13,594
November	15,008	15,559
December	16,800	17,124
January	18,861	
February	21,216	
March	23,314	
April	23,775	
May	23,772	
June	23,774	

QUALITY

	Quantity	Base Number	Contract	AT	Region	England
% of FP17s for the same patient ID Re-attending within 3 months - Children	89	1,849	4.8%	12.0%	12.3%	11.8%
% of FP17s for the same patient ID Re-attending within 3 months - Adults	567	5,027	11.3%	15.2%	15.8%	15.6%
% of FP17s for the same patient ID Re-attending between 3 & 9 months - Children	1,042	1,849	56.4%	58.4%	60.1%	58.8%
% of FP17s for the same patient ID Re-attending between 3 & 9 months - Adults	2,608	5,027	51.9%	51.4%	53.3%	51.0%
% of FP17s for Band 1 Urgent Courses	408	6,701	6.1%	10.7%	9.0%	9.0%
% of FP17s Relating to Free Repair or Replacements	59	6,701	0.9%	0.9%	1.0%	0.8%
% of FP17s Relating to Continuations	28	6,701	0.4%	0.9%	1.0%	0.9%
% of Patients satisfied with the dentistry they have received	2	2	N/A	94.5%	93.8%	93.2%
% of Patients satisfied with the time they had to wait for an appointment	2	2	N/A	86.4%	89.4%	88.3%

* This is based on patients treated on this contract for their most recent course of treatment. Figures in italics indicate the base number of FP17s or Patient Questionnaire responses are less than 100. N/A is shown where the base number of responses is less than 10 during the period. % is calculated as Quantity/Base number*100

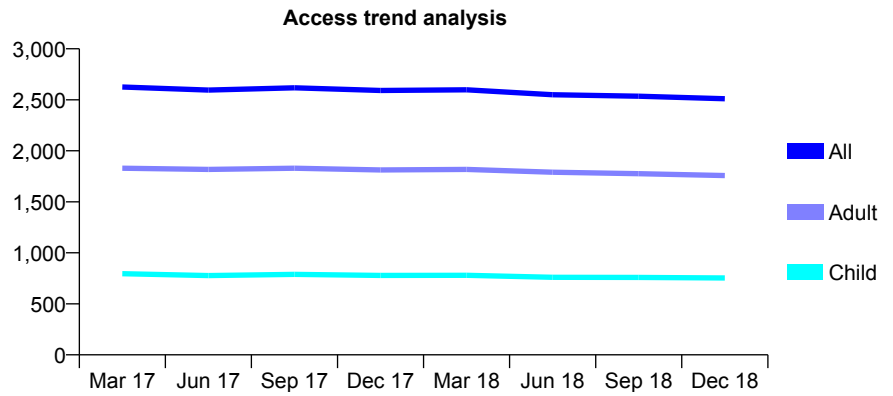
Q47 - Vital Signs At a Glance Contract Report for 330426/0001 - December 2018

Name or company name	MR P BARRAND
Contract type name	GDS Contract
Purpose of contract	General
Contract start date	01/04/2006
Contract end date	

18/19 Contracted general activity (UDA)	7,666
Carry forward general activity (UDA)	0
18/19 Contracted orthodontic activity (UOA)	0
Carry forward orthodontic activity (UOA)	0
Baseline contract value	£221,073.84

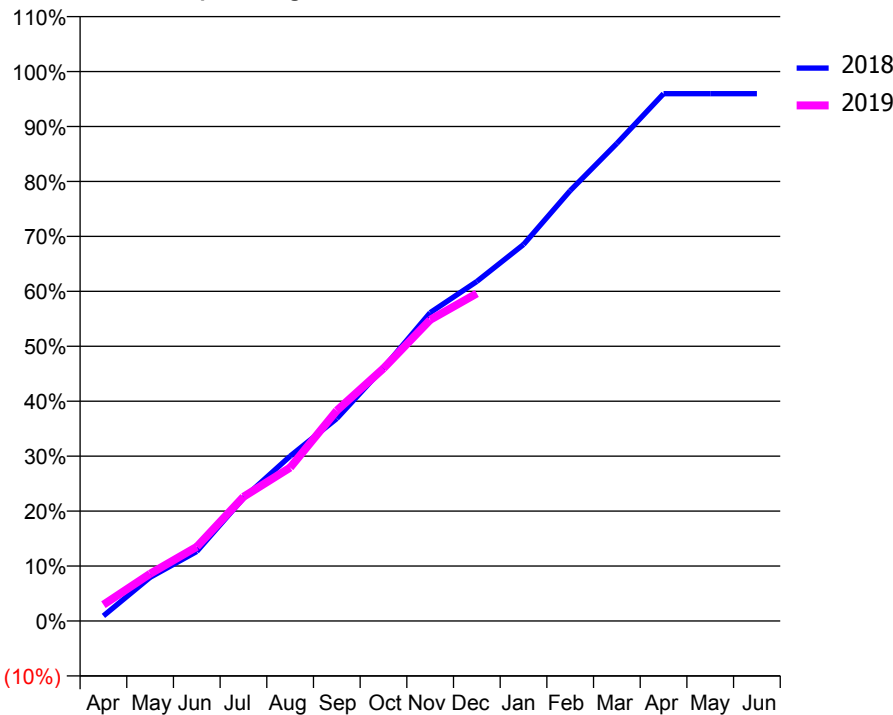
ACCESS*

Patients seen in 24 months	Total	Change since previous quarter
Quarter ending December 2017	2,591	
Quarter ending March 2018	2,598	→
Quarter ending June 2018	2,550	↓
Quarter ending September 2018	2,535	→
Quarter ending December 2018	2,511	→
Variance since December 2017	(3.1%)	↓



ACTIVITY

Cumulative percentage of contracted UDA delivered 2018 & 2019



Month	Adjusted Scheduled Activity (UDA)	
	2018	2019
April	72	229
May	608	660
June	970	1,036
July	1,714	1,734
August	2,300	2,140
September	2,824	2,937
October	3,533	3,524
November	4,301	4,202
December	4,736	4,569
January	5,252	
February	6,004	
March	6,663	
April	7,357	
May	7,357	
June	7,357	

QUALITY

	Quantity	Base Number	Contract	AT	Region	England
% of FP17s for the same patient ID Re-attending within 3 months - Children	63	699	9.0%	12.0%	12.3%	11.8%
% of FP17s for the same patient ID Re-attending within 3 months - Adults	198	1,383	14.3%	15.2%	15.8%	15.6%
% of FP17s for the same patient ID Re-attending between 3 & 9 months - Children	327	699	46.8%	58.4%	60.1%	58.8%
% of FP17s for the same patient ID Re-attending between 3 & 9 months - Adults	527	1,383	38.1%	51.4%	53.3%	51.0%
% of FP17s for Band 1 Urgent Courses	64	1,837	3.5%	10.7%	9.0%	9.0%
% of FP17s Relating to Free Repair or Replacements	17	1,837	0.9%	0.9%	1.0%	0.8%
% of FP17s Relating to Continuations	33	1,837	1.8%	0.9%	1.0%	0.9%
% of Patients satisfied with the dentistry they have received	0	0	N/A	94.5%	93.8%	93.2%
% of Patients satisfied with the time they had to wait for an appointment	0	0	N/A	86.4%	89.4%	88.3%

* This is based on patients treated on this contract for their most recent course of treatment. Figures in italics indicate the base number of FP17s or Patient Questionnaire responses are less than 100. N/A is shown where the base number of responses is less than 10 during the period. % is calculated as Quantity/Base number*100

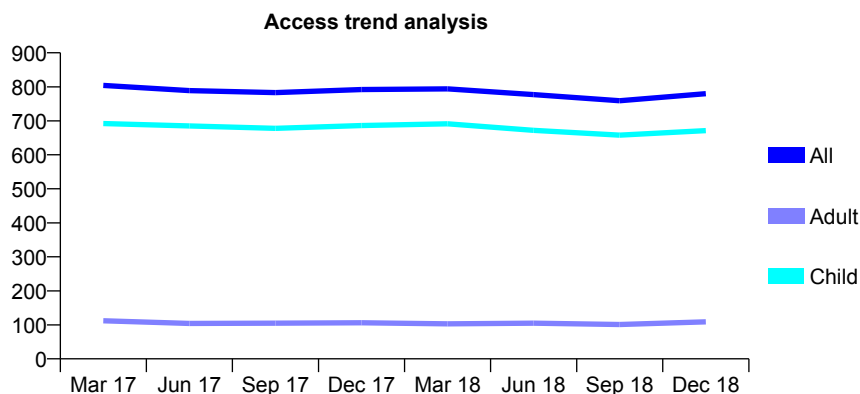
Q47 - Vital Signs At a Glance Contract Report for 330892/0001 - December 2018

Name or company name	MISS KG LAMB
Contract type name	GDS Contract
Purpose of contract	General
Contract start date	01/04/2006
Contract end date	

18/19 Contracted general activity (UDA)	1,500
Carry forward general activity (UDA)	0
18/19 Contracted orthodontic activity (UOA)	0
Carry forward orthodontic activity (UOA)	0
Baseline contract value	£36,373.15

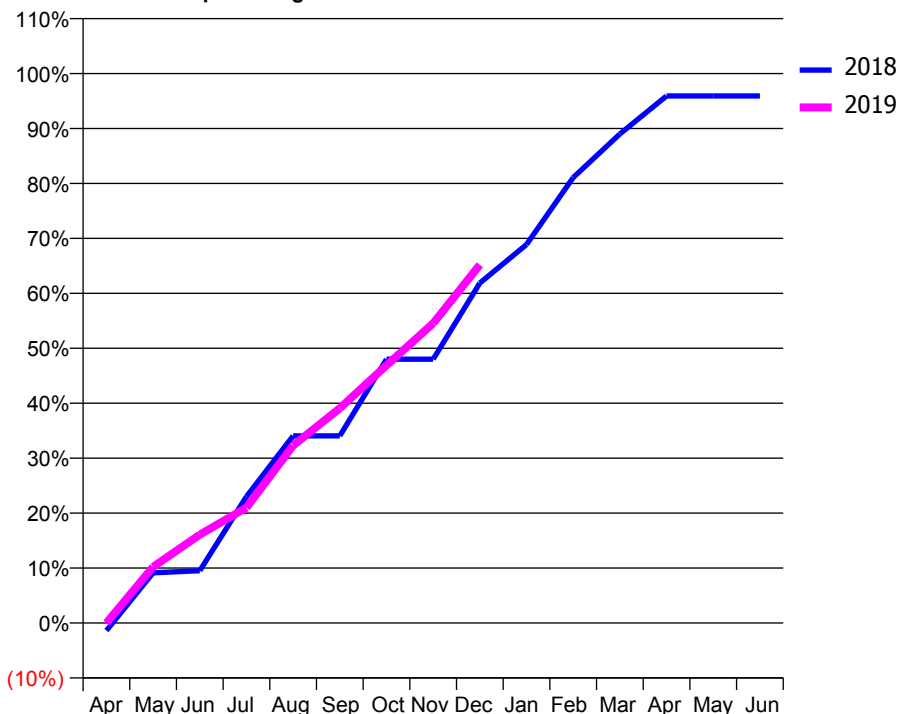
ACCESS*

Patients seen in 24 months	Total	Change since previous quarter
Quarter ending December 2017	792	
Quarter ending March 2018	794	→
Quarter ending June 2018	777	↓
Quarter ending September 2018	759	↓
Quarter ending December 2018	780	↑
Variance since December 2017	(1.5%)	↓



ACTIVITY

Cumulative percentage of contracted UDA delivered 2018 & 2019



Month	Adjusted Scheduled Activity (UDA)	
	2018	2019
April	-21	0
May	137	154
June	143	241
July	345	315
August	511	485
September	511	586
October	720	703
November	720	818
December	928	978
January	1,033	
February	1,216	
March	1,335	
April	1,439	
May	1,439	
June	1,439	

QUALITY

	Quantity	Base Number	Contract	AT	Region	England
% of FP17s for the same patient ID Re-attending within 3 months - Children	48	819	5.9%	12.0%	12.3%	11.8%
% of FP17s for the same patient ID Re-attending within 3 months - Adults	1	37	2.7%	15.2%	15.8%	15.6%
% of FP17s for the same patient ID Re-attending between 3 & 9 months - Children	539	819	65.8%	58.4%	60.1%	58.8%
% of FP17s for the same patient ID Re-attending between 3 & 9 months - Adults	28	37	75.7%	51.4%	53.3%	51.0%
% of FP17s for Band 1 Urgent Courses	29	770	3.8%	10.7%	9.0%	9.0%
% of FP17s Relating to Free Repair or Replacements	0	770	0.0%	0.9%	1.0%	0.8%
% of FP17s Relating to Continuations	8	770	1.0%	0.9%	1.0%	0.9%
% of Patients satisfied with the dentistry they have received	0	0	N/A	94.5%	93.8%	93.2%
% of Patients satisfied with the time they had to wait for an appointment	0	0	N/A	86.4%	89.4%	88.3%

* This is based on patients treated on this contract for their most recent course of treatment. Figures in italics indicate the base number of FP17s or Patient Questionnaire responses are less than 100. N/A is shown where the base number of responses is less than 10 during the period. % is calculated as Quantity/Base number*100

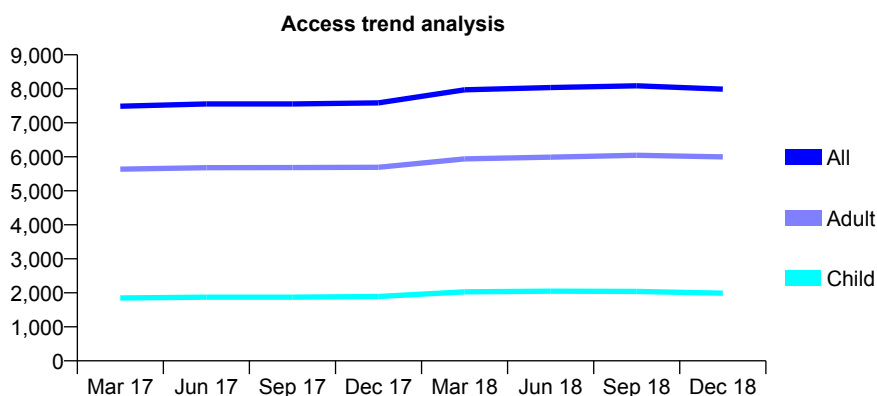
Q47 - Vital Signs At a Glance Contract Report for 339717/0001 - December 2018

Name or company name	MR IC WALSH
Contract type name	Pilot Contract
Purpose of contract	General
Contract start date	01/04/2006
Contract end date	

18/19 Contracted general activity (UDA)	29,894
Carry forward general activity (UDA)	0
18/19 Contracted orthodontic activity (UOA)	0
Carry forward orthodontic activity (UOA)	0
Baseline contract value	£853,108.76

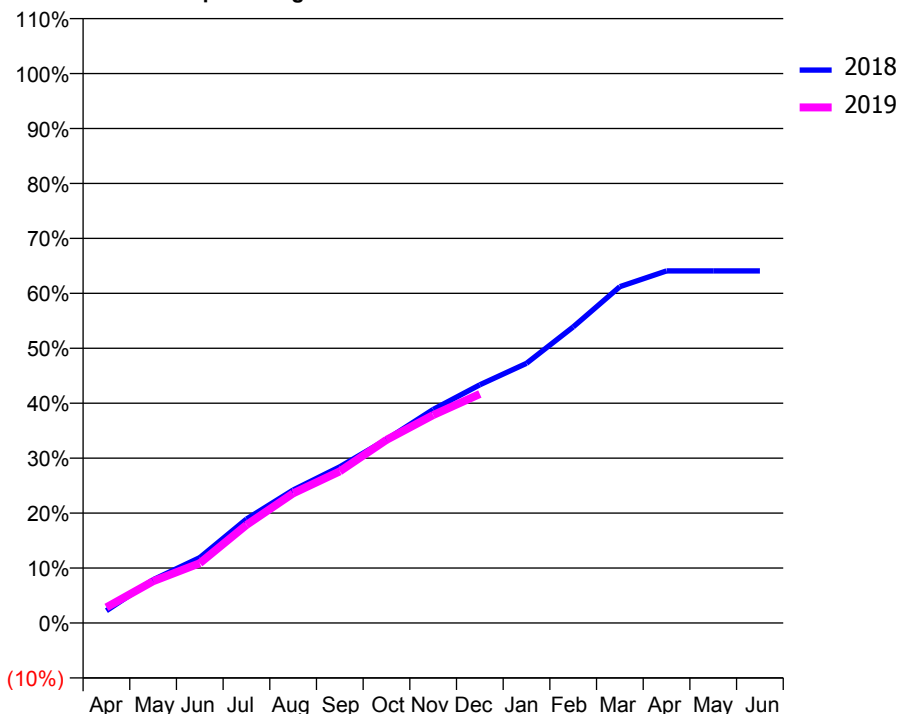
ACCESS*

Patients seen in 24 months	Total	Change since previous quarter
Quarter ending December 2017	7,588	
Quarter ending March 2018	7,972	↑
Quarter ending June 2018	8,039	→
Quarter ending September 2018	8,090	→
Quarter ending December 2018	7,989	↓
Variance since December 2017	5.3%	↑



ACTIVITY

Cumulative percentage of contracted UDA delivered 2018 & 2019



Month	Adjusted Scheduled Activity (UDA)	
	2018	2019
April	669	854
May	2,353	2,275
June	3,557	3,251
July	5,653	5,333
August	7,239	7,057
September	8,496	8,254
October	9,984	9,962
November	11,616	11,313
December	12,957	12,459
January	14,125	
February	16,108	
March	18,299	
April	19,158	
May	19,158	
June	19,155	

QUALITY

	Quantity	Base Number	Contract	AT	Region	England
% of FP17s for the same patient ID Re-attending within 3 months - Children	135	1,730	7.8%	12.0%	12.3%	11.8%
% of FP17s for the same patient ID Re-attending within 3 months - Adults	715	4,677	15.3%	15.2%	15.8%	15.6%
% of FP17s for the same patient ID Re-attending between 3 & 9 months - Children	745	1,730	43.1%	58.4%	60.1%	58.8%
% of FP17s for the same patient ID Re-attending between 3 & 9 months - Adults	1,349	4,677	28.8%	51.4%	53.3%	51.0%
% of FP17s for Band 1 Urgent Courses	453	6,103	7.4%	10.7%	9.0%	9.0%
% of FP17s Relating to Free Repair or Replacements	123	6,103	2.0%	0.9%	1.0%	0.8%
% of FP17s Relating to Continuations	47	6,103	0.8%	0.9%	1.0%	0.9%
% of Patients satisfied with the dentistry they have received	6	6	N/A	94.5%	93.8%	93.2%
% of Patients satisfied with the time they had to wait for an appointment	4	6	N/A	86.4%	89.4%	88.3%

* This is based on patients treated on this contract for their most recent course of treatment. Figures in italics indicate the base number of FP17s or Patient Questionnaire responses are less than 100. N/A is shown where the base number of responses is less than 10 during the period. % is calculated as Quantity/Base number*100

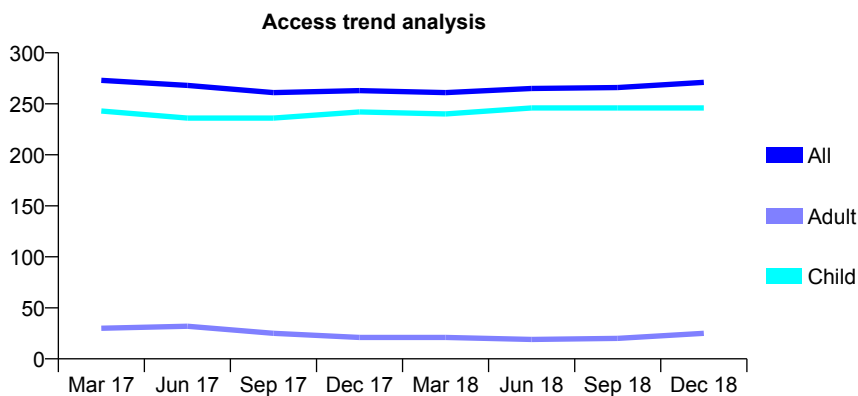
Q47 - Vital Signs At a Glance Contract Report for 356093/0001 - December 2018

Name or company name	MR K KHAN
Contract type name	GDS Contract
Purpose of contract	General
Contract start date	01/01/2010
Contract end date	

18/19 Contracted general activity (UDA)	1,091
Carry forward general activity (UDA)	0
18/19 Contracted orthodontic activity (UOA)	0
Carry forward orthodontic activity (UOA)	0
Baseline contract value	£26,646.61

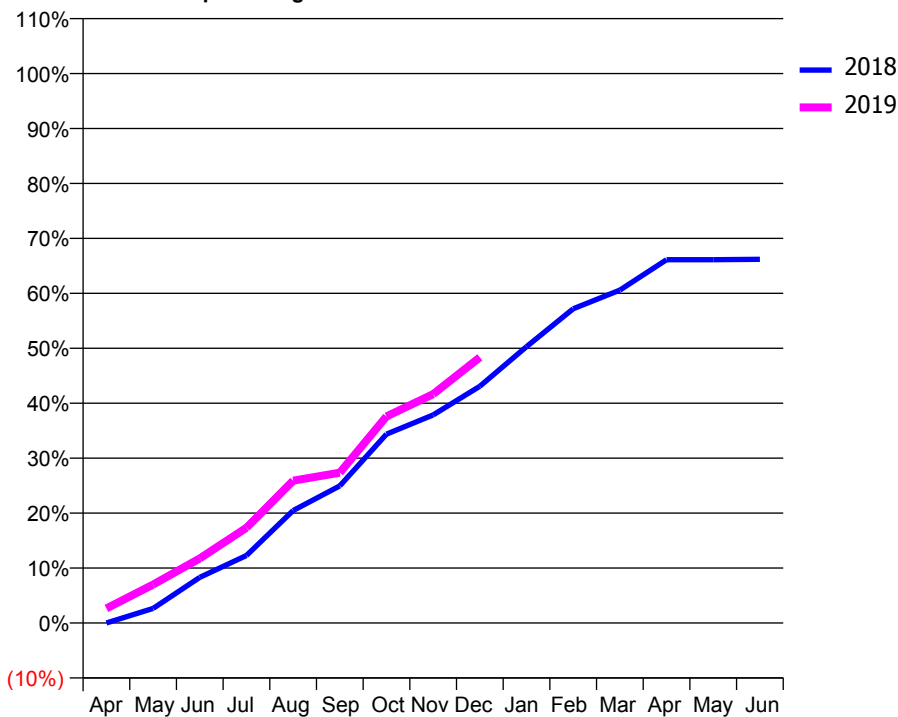
ACCESS*

Patients seen in 24 months	Total	Change since previous quarter
Quarter ending December 2017	263	
Quarter ending March 2018	261	→
Quarter ending June 2018	265	→
Quarter ending September 2018	266	→
Quarter ending December 2018	271	→
Variance since December 2017	3.0%	↑



ACTIVITY

Cumulative percentage of contracted UDA delivered 2018 & 2019



Month	Adjusted Scheduled Activity (UDA)	
	2018	2019
April	0	29
May	29	76
June	91	128
July	134	189
August	223	283
September	272	299
October	375	410
November	413	454
December	470	528
January	549	
February	624	
March	661	
April	721	
May	721	
June	722	

QUALITY

	Quantity	Base Number	Contract	AT	Region	England
% of FP17s for the same patient ID Re-attending within 3 months - Children	66	408	16.2%	12.0%	12.3%	11.8%
% of FP17s for the same patient ID Re-attending within 3 months - Adults	0	1	0.0%	15.2%	15.8%	15.6%
% of FP17s for the same patient ID Re-attending between 3 & 9 months - Children	263	408	64.5%	58.4%	60.1%	58.8%
% of FP17s for the same patient ID Re-attending between 3 & 9 months - Adults	0	1	0.0%	51.4%	53.3%	51.0%
% of FP17s for Band 1 Urgent Courses	13	371	3.5%	10.7%	9.0%	9.0%
% of FP17s Relating to Free Repair or Replacements	0	371	0.0%	0.9%	1.0%	0.8%
% of FP17s Relating to Continuations	0	371	0.0%	0.9%	1.0%	0.9%
% of Patients satisfied with the dentistry they have received	0	0	N/A	94.5%	93.8%	93.2%
% of Patients satisfied with the time they had to wait for an appointment	0	0	N/A	86.4%	89.4%	88.3%

* This is based on patients treated on this contract for their most recent course of treatment. Figures in italics indicate the base number of FP17s or Patient Questionnaire responses are less than 100. N/A is shown where the base number of responses is less than 10 during the period. % is calculated as Quantity/Base number*100

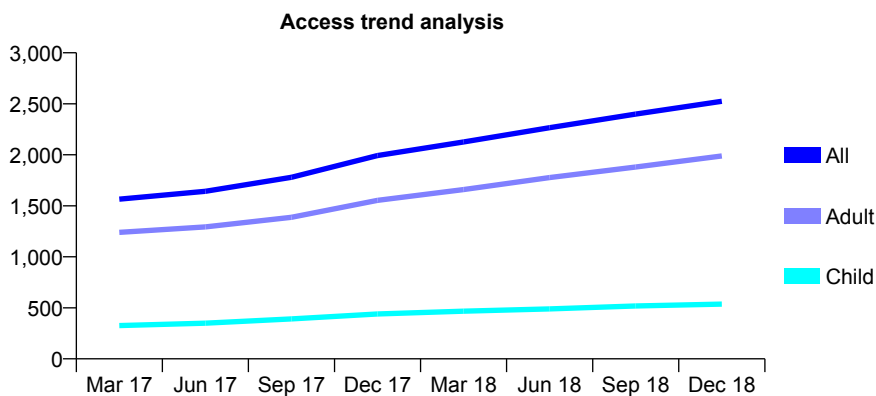
Q47 - Vital Signs At a Glance Contract Report for 364525/0001 - December 2018

Name or company name	Dr Sima Kothiwala
Contract type name	GDS Contract
Purpose of contract	General
Contract start date	01/07/2007
Contract end date	

18/19 Contracted general activity (UDA)	10,662
Carry forward general activity (UDA)	-171
18/19 Contracted orthodontic activity (UOA)	0
Carry forward orthodontic activity (UOA)	0
Baseline contract value	£308,759.56

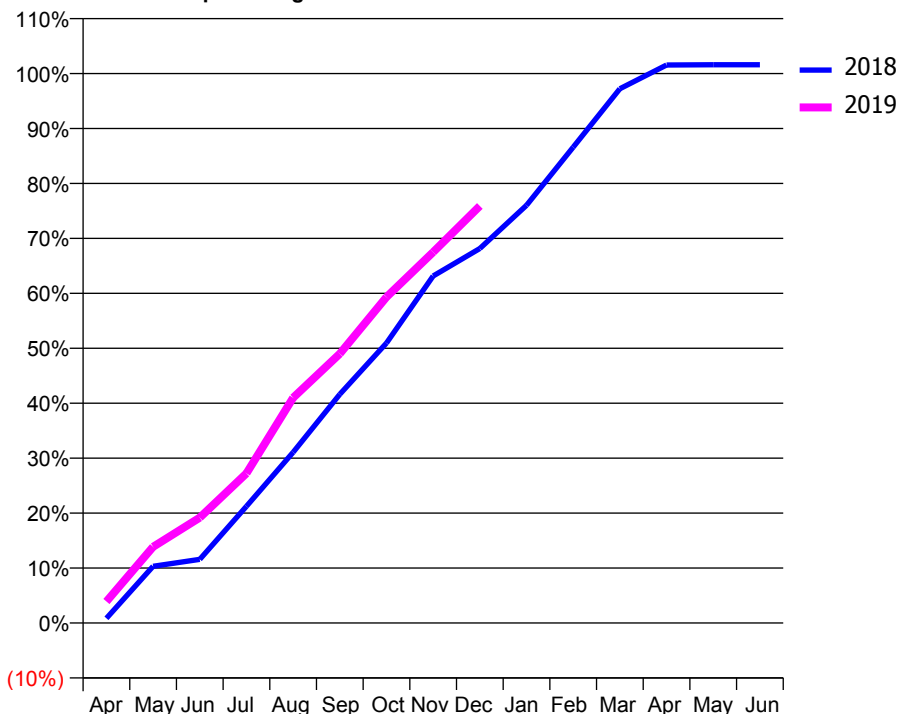
ACCESS*

Patients seen in 24 months	Total	Change since previous quarter
Quarter ending December 2017	1,993	
Quarter ending March 2018	2,126	↑
Quarter ending June 2018	2,266	↑
Quarter ending September 2018	2,399	↑
Quarter ending December 2018	2,525	↑
Variance since December 2017	26.7%	↑



ACTIVITY

Cumulative percentage of contracted UDA delivered 2018 & 2019



Month	Adjusted Scheduled Activity (UDA)	
	2018	2019
April	92	418
May	1,101	1,478
June	1,235	2,044
July	2,266	2,905
August	3,313	4,372
September	4,439	5,224
October	5,433	6,326
November	6,733	7,197
December	7,267	8,092
January	8,105	
February	9,232	
March	10,366	
April	10,826	
May	10,833	
June	10,833	

QUALITY

	Quantity	Base Number	Contract	AT	Region	England
% of FP17s for the same patient ID Re-attending within 3 months - Children	93	914	10.2%	12.0%	12.3%	11.8%
% of FP17s for the same patient ID Re-attending within 3 months - Adults	505	2,484	20.3%	15.2%	15.8%	15.6%
% of FP17s for the same patient ID Re-attending between 3 & 9 months - Children	622	914	68.1%	58.4%	60.1%	58.8%
% of FP17s for the same patient ID Re-attending between 3 & 9 months - Adults	1,277	2,484	51.4%	51.4%	53.3%	51.0%
% of FP17s for Band 1 Urgent Courses	276	3,242	8.5%	10.7%	9.0%	9.0%
% of FP17s Relating to Free Repair or Replacements	57	3,242	1.8%	0.9%	1.0%	0.8%
% of FP17s Relating to Continuations	136	3,242	4.2%	0.9%	1.0%	0.9%
% of Patients satisfied with the dentistry they have received	5	6	N/A	94.5%	93.8%	93.2%
% of Patients satisfied with the time they had to wait for an appointment	5	6	N/A	86.4%	89.4%	88.3%

* This is based on patients treated on this contract for their most recent course of treatment. Figures in italics indicate the base number of FP17s or Patient Questionnaire responses are less than 100. N/A is shown where the base number of responses is less than 10 during the period. % is calculated as Quantity/Base number*100

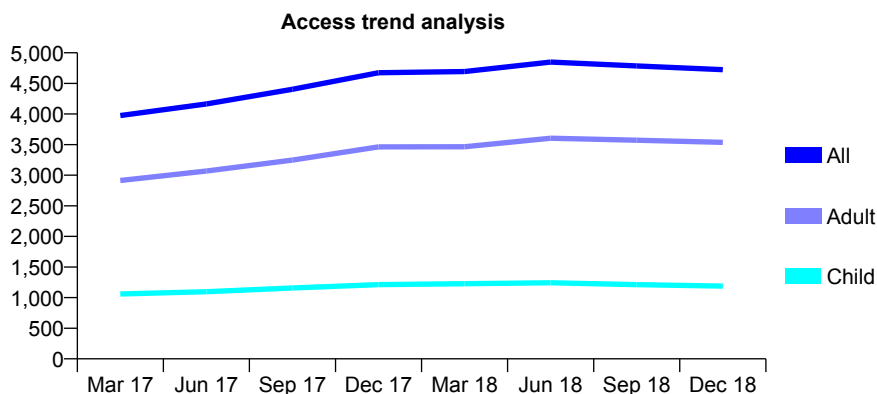
Q47 - Vital Signs At a Glance Contract Report for 366102/0001 - December 2018

Name or company name	MR A RAFIQ
Contract type name	GDS Contract
Purpose of contract	General
Contract start date	01/02/2008
Contract end date	

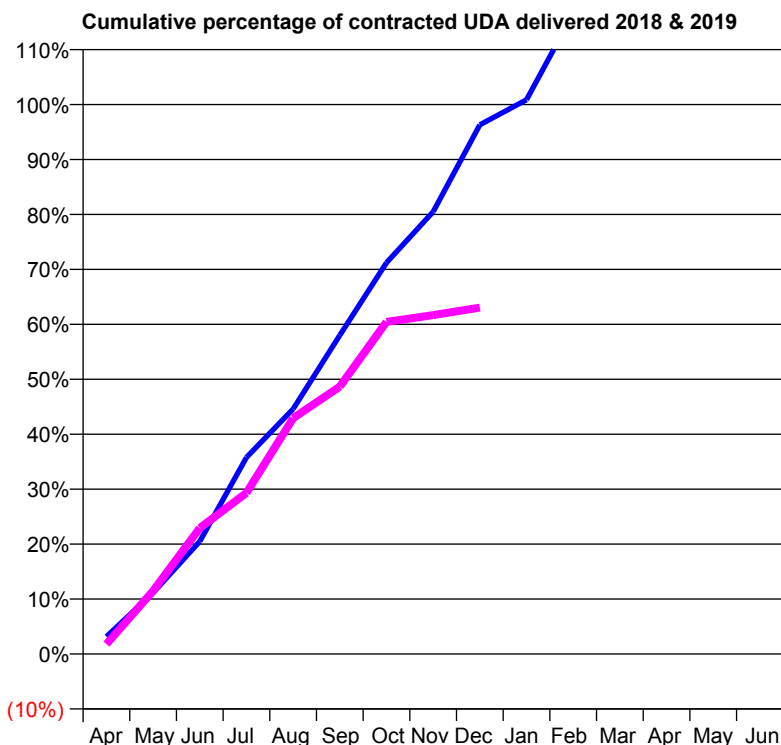
18/19 Contracted general activity (UDA)	10,412
Carry forward general activity (UDA)	0
18/19 Contracted orthodontic activity (UOA)	0
Carry forward orthodontic activity (UOA)	0
Baseline contract value	£298,859.90

ACCESS*

Patients seen in 24 months	Total	Change since previous quarter
Quarter ending December 2017	4,674	
Quarter ending March 2018	4,693	→
Quarter ending June 2018	4,848	↑
Quarter ending September 2018	4,785	↓
Quarter ending December 2018	4,725	↓
Variance since December 2017	1.1%	→



ACTIVITY



Month	Adjusted Scheduled Activity (UDA)	
	2018	2019
April	329	188
May	1,161	1,198
June	2,135	2,386
July	3,727	3,054
August	4,643	4,467
September	6,040	5,067
October	7,414	6,292
November	8,380	6,422
December	10,027	6,563
January	10,503	
February	12,129	
March	12,751	
April	13,914	
May	13,910	
June	13,897	

QUALITY

	Quantity	Base Number	Contract	AT	Region	England
% of FP17s for the same patient ID Re-attending within 3 months - Children	97	1,011	9.6%	12.0%	12.3%	11.8%
% of FP17s for the same patient ID Re-attending within 3 months - Adults	292	2,860	10.2%	15.2%	15.8%	15.6%
% of FP17s for the same patient ID Re-attending between 3 & 9 months - Children	623	1,011	61.6%	58.4%	60.1%	58.8%
% of FP17s for the same patient ID Re-attending between 3 & 9 months - Adults	1,663	2,860	58.1%	51.4%	53.3%	51.0%
% of FP17s for Band 1 Urgent Courses	149	3,285	4.5%	10.7%	9.0%	9.0%
% of FP17s Relating to Free Repair or Replacements	60	3,285	1.8%	0.9%	1.0%	0.8%
% of FP17s Relating to Continuations	16	3,285	0.5%	0.9%	1.0%	0.9%
% of Patients satisfied with the dentistry they have received	0	0	N/A	94.5%	93.8%	93.2%
% of Patients satisfied with the time they had to wait for an appointment	0	0	N/A	86.4%	89.4%	88.3%

* This is based on patients treated on this contract for their most recent course of treatment. Figures in italics indicate the base number of FP17s or Patient Questionnaire responses are less than 100. N/A is shown where the base number of responses is less than 10 during the period. % is calculated as Quantity/Base number*100

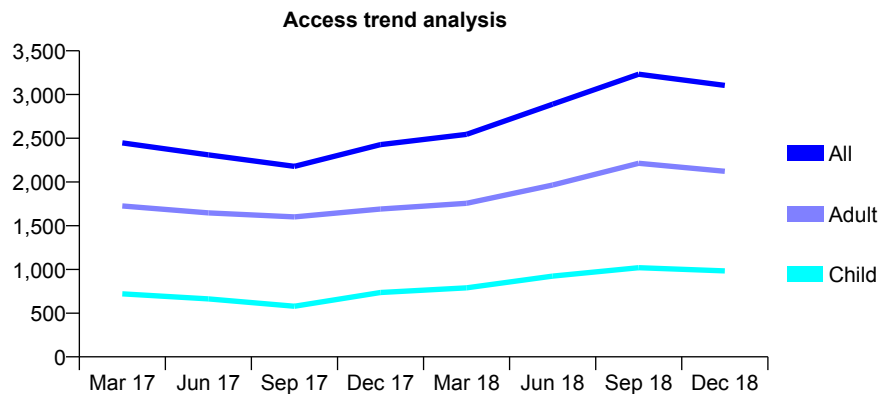
Q47 - Vital Signs At a Glance Contract Report for 366102/0002 - December 2018

Name or company name	MR A RAFIQ
Contract type name	GDS Contract
Purpose of contract	General
Contract start date	01/04/2008
Contract end date	

18/19 Contracted general activity (UDA)	7,521
Carry forward general activity (UDA)	0
18/19 Contracted orthodontic activity (UOA)	0
Carry forward orthodontic activity (UOA)	0
Baseline contract value	£203,412.95

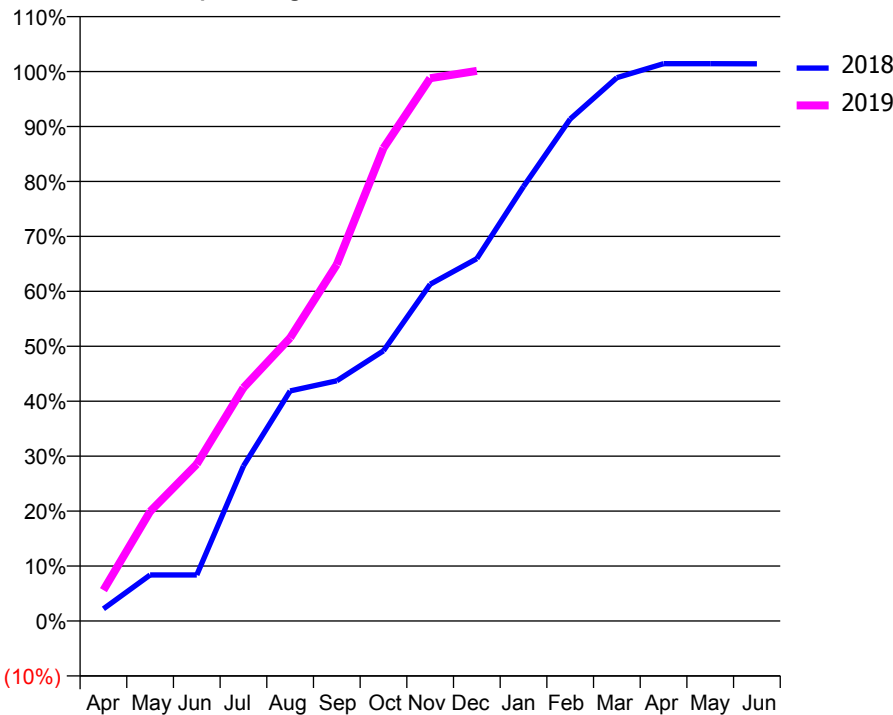
ACCESS*

Patients seen in 24 months	Total	Change since previous quarter
Quarter ending December 2017	2,427	
Quarter ending March 2018	2,545	↑
Quarter ending June 2018	2,889	↑
Quarter ending September 2018	3,233	↑
Quarter ending December 2018	3,105	↓
Variance since December 2017	27.9%	↑



ACTIVITY

Cumulative percentage of contracted UDA delivered 2018 & 2019



Month	Adjusted Scheduled Activity (UDA)	
	2018	2019
April	167	422
May	630	1,500
June	630	2,148
July	2,122	3,194
August	3,148	3,875
September	3,287	4,880
October	3,698	6,473
November	4,610	7,429
December	4,960	7,529
January	5,947	
February	6,870	
March	7,437	
April	7,629	
May	7,628	
June	7,626	

QUALITY

	Quantity	Base Number	Contract	AT	Region	England
% of FP17s for the same patient ID Re-attending within 3 months - Children	135	1,428	9.5%	12.0%	12.3%	11.8%
% of FP17s for the same patient ID Re-attending within 3 months - Adults	338	2,640	12.8%	15.2%	15.8%	15.6%
% of FP17s for the same patient ID Re-attending between 3 & 9 months - Children	619	1,428	43.3%	58.4%	60.1%	58.8%
% of FP17s for the same patient ID Re-attending between 3 & 9 months - Adults	1,015	2,640	38.4%	51.4%	53.3%	51.0%
% of FP17s for Band 1 Urgent Courses	271	3,974	6.8%	10.7%	9.0%	9.0%
% of FP17s Relating to Free Repair or Replacements	46	3,974	1.2%	0.9%	1.0%	0.8%
% of FP17s Relating to Continuations	10	3,974	0.3%	0.9%	1.0%	0.9%
% of Patients satisfied with the dentistry they have received	2	3	N/A	94.5%	93.8%	93.2%
% of Patients satisfied with the time they had to wait for an appointment	3	3	N/A	86.4%	89.4%	88.3%

* This is based on patients treated on this contract for their most recent course of treatment. Figures in italics indicate the base number of FP17s or Patient Questionnaire responses are less than 100. N/A is shown where the base number of responses is less than 10 during the period. % is calculated as Quantity/Base number*100

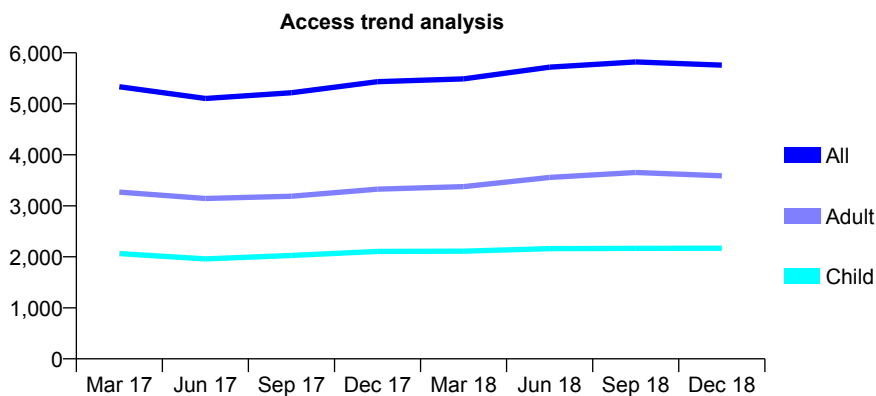
Q47 - Vital Signs At a Glance Contract Report for 366102/0003 - December 2018

Name or company name	MR A RAFIQ
Contract type name	GDS Contract
Purpose of contract	General
Contract start date	01/02/2010
Contract end date	

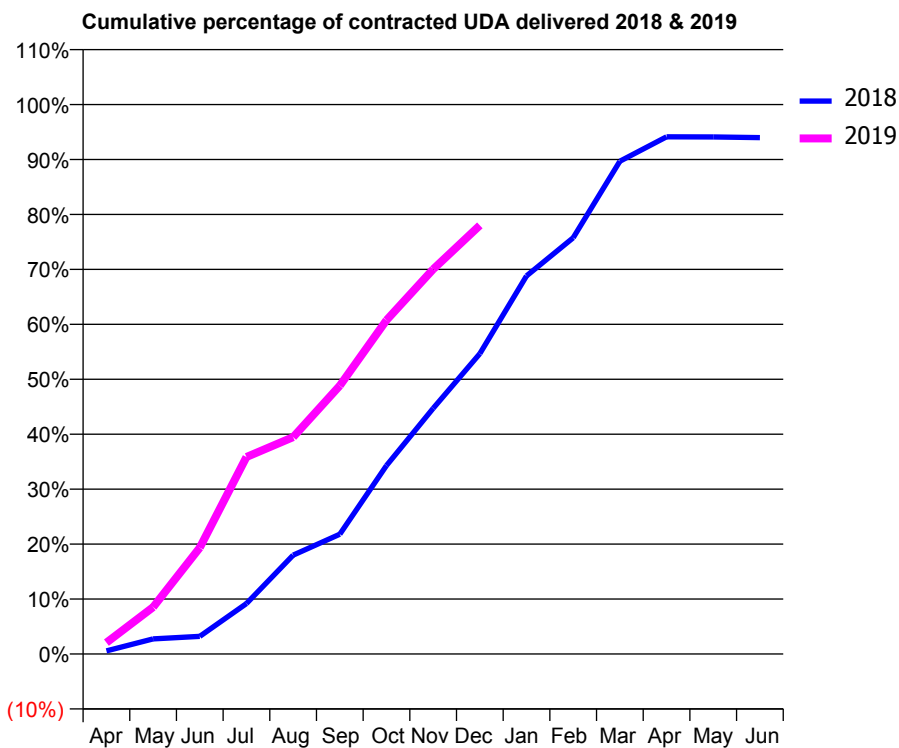
18/19 Contracted general activity (UDA)	15,000
Carry forward general activity (UDA)	0
18/19 Contracted orthodontic activity (UOA)	0
Carry forward orthodontic activity (UOA)	0
Baseline contract value	£416,297.36

ACCESS*

Patients seen in 24 months	Total	Change since previous quarter
Quarter ending December 2017	5,434	
Quarter ending March 2018	5,488	→
Quarter ending June 2018	5,718	↑
Quarter ending September 2018	5,821	→
Quarter ending December 2018	5,757	↓
Variance since December 2017	5.9%	↑



ACTIVITY



Adjusted Scheduled Activity (UDA)		
Month	2018	2019
April	86	312
May	412	1,278
June	484	2,904
July	1,378	5,379
August	2,700	5,919
September	3,270	7,326
October	5,145	9,114
November	6,707	10,505
December	8,201	11,701
January	10,321	
February	11,364	
March	13,451	
April	14,116	
May	14,113	
June	14,097	

QUALITY

	Quantity	Base Number	Contract	AT	Region	England
% of FP17s for the same patient ID Re-attending within 3 months - Children	234	2,275	10.3%	12.0%	12.3%	11.8%
% of FP17s for the same patient ID Re-attending within 3 months - Adults	511	3,365	15.2%	15.2%	15.8%	15.6%
% of FP17s for the same patient ID Re-attending between 3 & 9 months - Children	1,216	2,275	53.5%	58.4%	60.1%	58.8%
% of FP17s for the same patient ID Re-attending between 3 & 9 months - Adults	1,589	3,365	47.2%	51.4%	53.3%	51.0%
% of FP17s for Band 1 Urgent Courses	374	5,361	7.0%	10.7%	9.0%	9.0%
% of FP17s Relating to Free Repair or Replacements	38	5,361	0.7%	0.9%	1.0%	0.8%
% of FP17s Relating to Continuations	7	5,361	0.1%	0.9%	1.0%	0.9%
% of Patients satisfied with the dentistry they have received	3	4	N/A	94.5%	93.8%	93.2%
% of Patients satisfied with the time they had to wait for an appointment	4	4	N/A	86.4%	89.4%	88.3%

* This is based on patients treated on this contract for their most recent course of treatment. Figures in italics indicate the base number of FP17s or Patient Questionnaire responses are less than 100. N/A is shown where the base number of responses is less than 10 during the period. % is calculated as Quantity/Base number*100

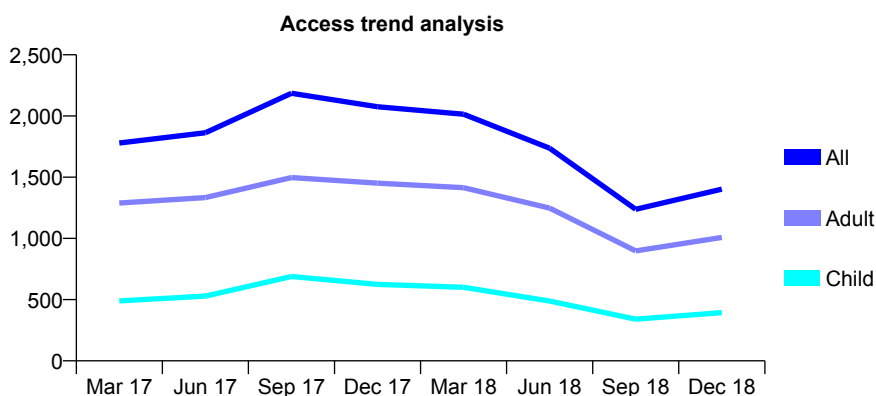
Q47 - Vital Signs At a Glance Contract Report for 366102/0004 - December 2018

Name or company name	MR A RAFIQ
Contract type name	GDS Contract
Purpose of contract	General
Contract start date	17/12/2010
Contract end date	

18/19 Contracted general activity (UDA)	5,754
Carry forward general activity (UDA)	121
18/19 Contracted orthodontic activity (UOA)	0
Carry forward orthodontic activity (UOA)	0
Baseline contract value	£140,346.56

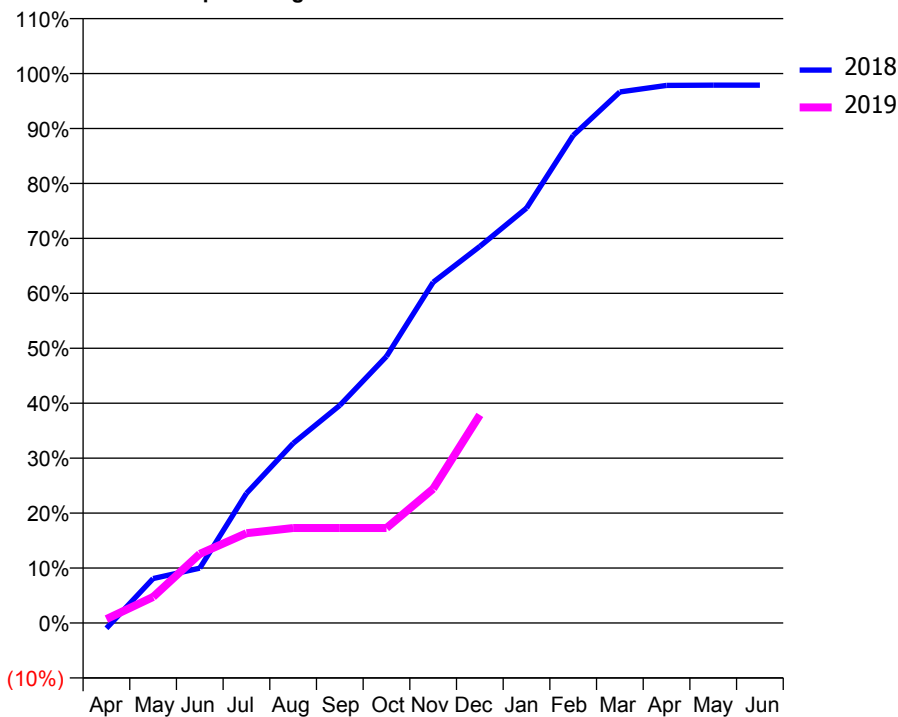
ACCESS*

Patients seen in 24 months	Total	Change since previous quarter
Quarter ending December 2017	2,076	
Quarter ending March 2018	2,015	↓
Quarter ending June 2018	1,737	↓
Quarter ending September 2018	1,238	↓
Quarter ending December 2018	1,402	↑
Variance since December 2017	(32.5%)	↓



ACTIVITY

Cumulative percentage of contracted UDA delivered 2018 & 2019



Month	Adjusted Scheduled Activity (UDA)	
	2018	2019
April	-56	41
May	465	273
June	574	723
July	1,357	941
August	1,881	995
September	2,279	995
October	2,793	995
November	3,569	1,405
December	3,943	2,179
January	4,345	
February	5,105	
March	5,561	
April	5,629	
May	5,633	
June	5,633	

QUALITY

	Quantity	Base Number	Contract	AT	Region	England
% of FP17s for the same patient ID Re-attending within 3 months - Children	21	341	6.2%	12.0%	12.3%	11.8%
% of FP17s for the same patient ID Re-attending within 3 months - Adults	54	803	6.7%	15.2%	15.8%	15.6%
% of FP17s for the same patient ID Re-attending between 3 & 9 months - Children	92	341	27.0%	58.4%	60.1%	58.8%
% of FP17s for the same patient ID Re-attending between 3 & 9 months - Adults	252	803	31.4%	51.4%	53.3%	51.0%
% of FP17s for Band 1 Urgent Courses	113	1,102	10.3%	10.7%	9.0%	9.0%
% of FP17s Relating to Free Repair or Replacements	13	1,102	1.2%	0.9%	1.0%	0.8%
% of FP17s Relating to Continuations	3	1,102	0.3%	0.9%	1.0%	0.9%
% of Patients satisfied with the dentistry they have received	1	1	N/A	94.5%	93.8%	93.2%
% of Patients satisfied with the time they had to wait for an appointment	1	1	N/A	86.4%	89.4%	88.3%

* This is based on patients treated on this contract for their most recent course of treatment. Figures in italics indicate the base number of FP17s or Patient Questionnaire responses are less than 100. N/A is shown where the base number of responses is less than 10 during the period. % is calculated as Quantity/Base number*100

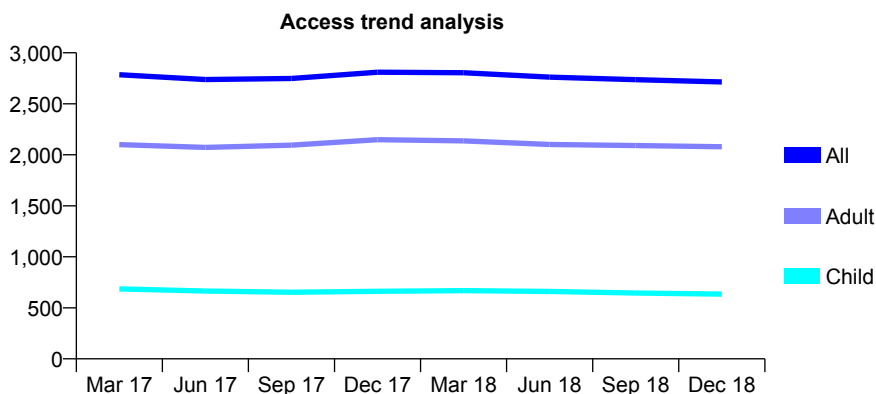
Q47 - Vital Signs At a Glance Contract Report for 565938/0001 - December 2018

Name or company name	MR SR BASS
Contract type name	GDS Contract
Purpose of contract	General
Contract start date	01/04/2006
Contract end date	

18/19 Contracted general activity (UDA)	8,209
Carry forward general activity (UDA)	121
18/19 Contracted orthodontic activity (UOA)	0
Carry forward orthodontic activity (UOA)	0
Baseline contract value	£235,224.71

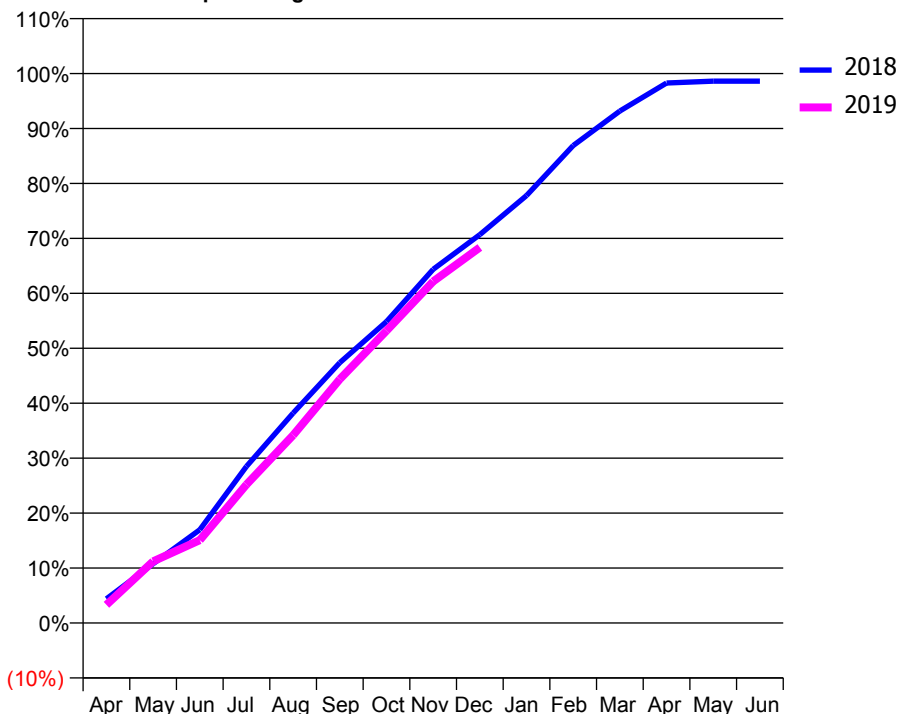
ACCESS*

Patients seen in 24 months	Total	Change since previous quarter
Quarter ending December 2017	2,810	
Quarter ending March 2018	2,805	→
Quarter ending June 2018	2,762	↓
Quarter ending September 2018	2,736	→
Quarter ending December 2018	2,714	→
Variance since December 2017	(3.4%)	↓



ACTIVITY

Cumulative percentage of contracted UDA delivered 2018 & 2019



Month	Adjusted Scheduled Activity (UDA)	
	2018	2019
April	386	271
May	945	922
June	1,488	1,239
July	2,497	2,069
August	3,346	2,807
September	4,150	3,642
October	4,806	4,366
November	5,638	5,102
December	6,190	5,611
January	6,814	
February	7,611	
March	8,161	
April	8,607	
May	8,638	
June	8,638	

QUALITY

	Quantity	Base Number	Contract	AT	Region	England
% of FP17s for the same patient ID Re-attending within 3 months - Children	51	617	8.3%	12.0%	12.3%	11.8%
% of FP17s for the same patient ID Re-attending within 3 months - Adults	247	1,902	13.0%	15.2%	15.8%	15.6%
% of FP17s for the same patient ID Re-attending between 3 & 9 months - Children	321	617	52.0%	58.4%	60.1%	58.8%
% of FP17s for the same patient ID Re-attending between 3 & 9 months - Adults	884	1,902	46.5%	51.4%	53.3%	51.0%
% of FP17s for Band 1 Urgent Courses	173	2,312	7.5%	10.7%	9.0%	9.0%
% of FP17s Relating to Free Repair or Replacements	16	2,312	0.7%	0.9%	1.0%	0.8%
% of FP17s Relating to Continuations	49	2,312	2.1%	0.9%	1.0%	0.9%
% of Patients satisfied with the dentistry they have received	0	0	N/A	94.5%	93.8%	93.2%
% of Patients satisfied with the time they had to wait for an appointment	0	0	N/A	86.4%	89.4%	88.3%

* This is based on patients treated on this contract for their most recent course of treatment. Figures in italics indicate the base number of FP17s or Patient Questionnaire responses are less than 100. N/A is shown where the base number of responses is less than 10 during the period. % is calculated as Quantity/Base number*100

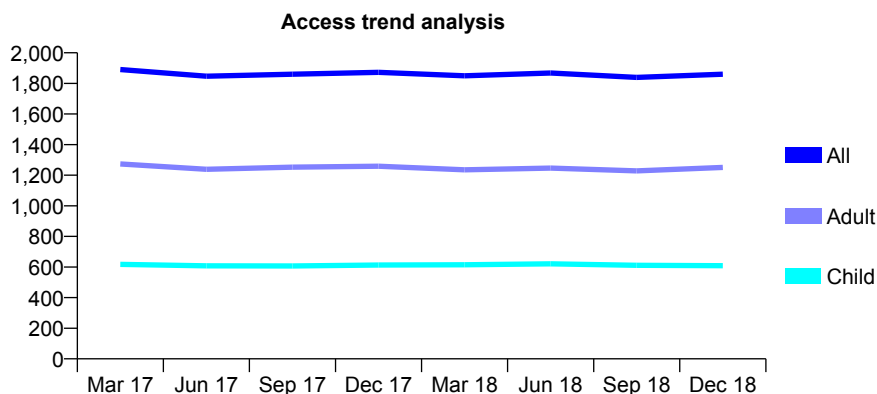
Q47 - Vital Signs At a Glance Contract Report for 565938/0002 - December 2018

Name or company name	MR SR BASS
Contract type name	GDS Contract
Purpose of contract	General
Contract start date	20/08/2007
Contract end date	

18/19 Contracted general activity (UDA)	6,003
Carry forward general activity (UDA)	95
18/19 Contracted orthodontic activity (UOA)	0
Carry forward orthodontic activity (UOA)	0
Baseline contract value	£160,363.27

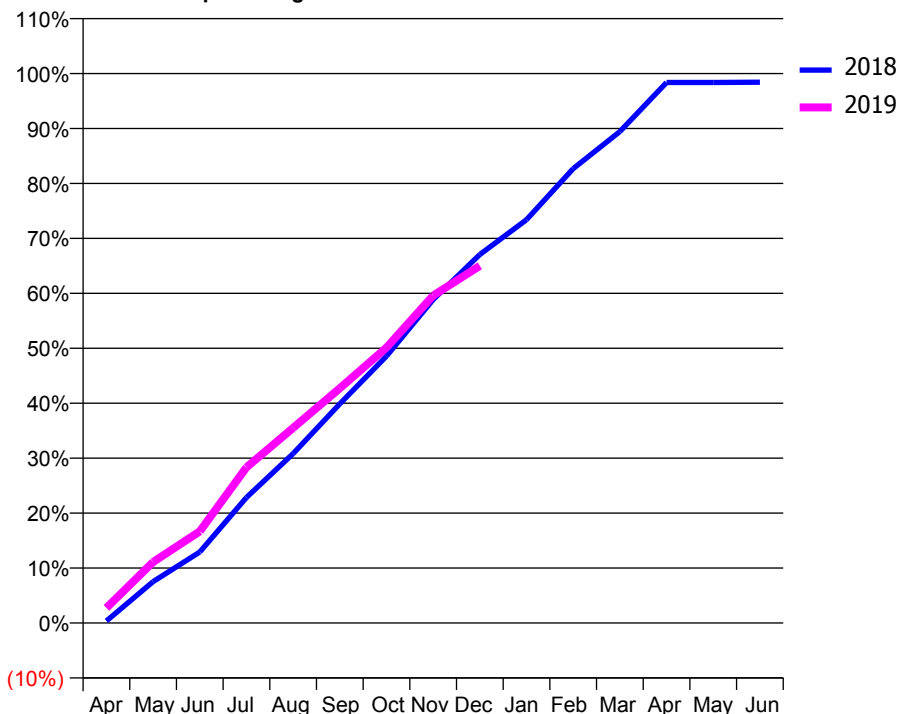
ACCESS*

Patients seen in 24 months	Total	Change since previous quarter
Quarter ending December 2017	1,872	
Quarter ending March 2018	1,850	↓
Quarter ending June 2018	1,868	→
Quarter ending September 2018	1,839	↓
Quarter ending December 2018	1,860	→
Variance since December 2017	(0.6%)	→



ACTIVITY

Cumulative percentage of contracted UDA delivered 2018 & 2019



Month	Adjusted Scheduled Activity (UDA)	
	2018	2019
April	22	166
May	452	666
June	775	1,002
July	1,372	1,701
August	1,851	2,132
September	2,394	2,564
October	2,915	3,008
November	3,534	3,578
December	4,026	3,901
January	4,406	
February	4,963	
March	5,369	
April	5,905	
May	5,905	
June	5,908	

QUALITY

	Quantity	Base Number	Contract	AT	Region	England
% of FP17s for the same patient ID Re-attending within 3 months - Children	37	517	7.2%	12.0%	12.3%	11.8%
% of FP17s for the same patient ID Re-attending within 3 months - Adults	205	1,189	17.2%	15.2%	15.8%	15.6%
% of FP17s for the same patient ID Re-attending between 3 & 9 months - Children	253	517	48.9%	58.4%	60.1%	58.8%
% of FP17s for the same patient ID Re-attending between 3 & 9 months - Adults	497	1,189	41.8%	51.4%	53.3%	51.0%
% of FP17s for Band 1 Urgent Courses	87	1,519	5.7%	10.7%	9.0%	9.0%
% of FP17s Relating to Free Repair or Replacements	21	1,519	1.4%	0.9%	1.0%	0.8%
% of FP17s Relating to Continuations	38	1,519	2.5%	0.9%	1.0%	0.9%
% of Patients satisfied with the dentistry they have received	1	1	N/A	94.5%	93.8%	93.2%
% of Patients satisfied with the time they had to wait for an appointment	1	1	N/A	86.4%	89.4%	88.3%

* This is based on patients treated on this contract for their most recent course of treatment. Figures in italics indicate the base number of FP17s or Patient Questionnaire responses are less than 100. N/A is shown where the base number of responses is less than 10 during the period. % is calculated as Quantity/Base number*100

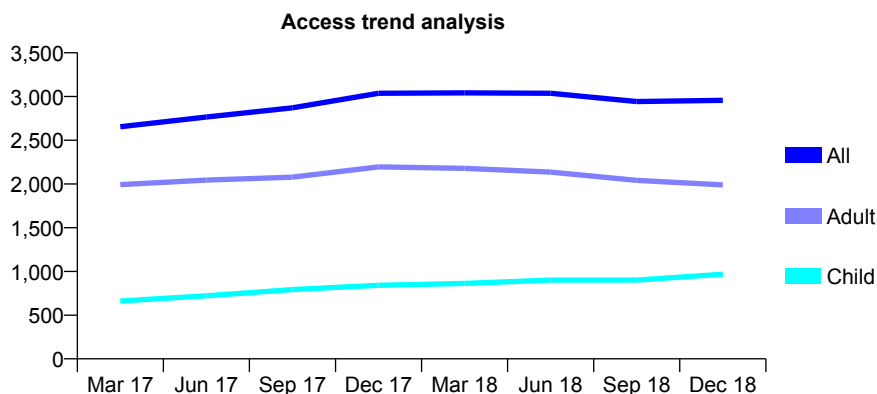
Q47 - Vital Signs At a Glance Contract Report for 567256/0001 - December 2018

Name or company name	Synergy Dental Clinic Blackburn Ltd
Contract type name	GDS Contract
Purpose of contract	General
Contract start date	01/04/2006
Contract end date	

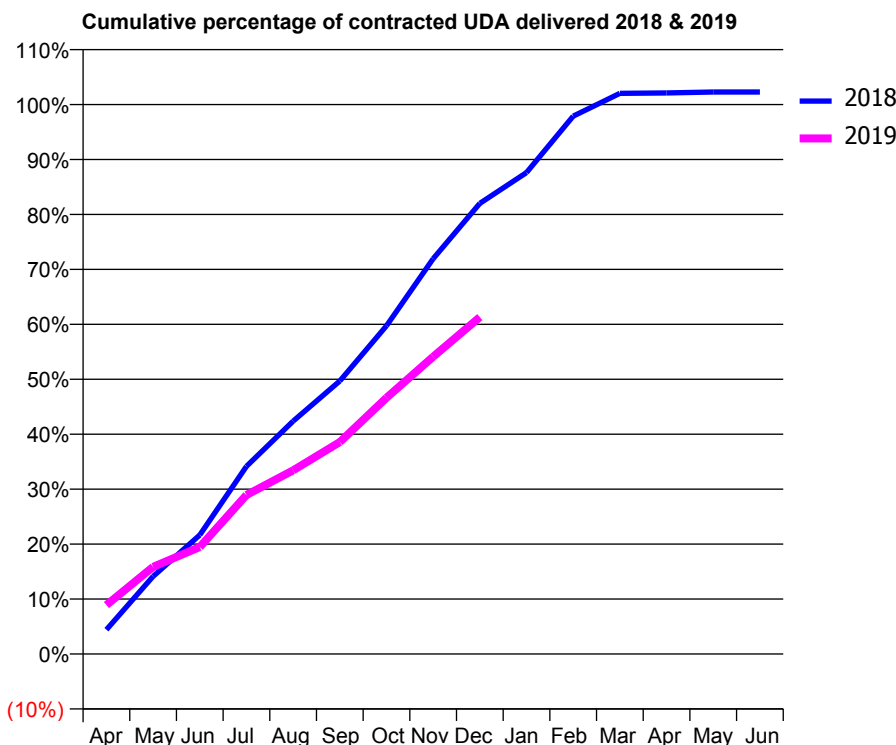
18/19 Contracted general activity (UDA)	7,600
Carry forward general activity (UDA)	-152
18/19 Contracted orthodontic activity (UOA)	0
Carry forward orthodontic activity (UOA)	0
Baseline contract value	£201,944.02

ACCESS*

Patients seen in 24 months	Total	Change since previous quarter
Quarter ending December 2017	3,037	
Quarter ending March 2018	3,042	→
Quarter ending June 2018	3,037	→
Quarter ending September 2018	2,942	↓
Quarter ending December 2018	2,956	→
Variance since December 2017	(2.7%)	↓



ACTIVITY



Month	Adjusted Scheduled Activity (UDA)	
	2018	2019
April	337	678
May	1,074	1,205
June	1,646	1,479
July	2,596	2,200
August	3,221	2,541
September	3,776	2,931
October	4,539	3,543
November	5,468	4,111
December	6,233	4,659
January	6,658	
February	7,439	
March	7,755	
April	7,760	
May	7,773	
June	7,773	

QUALITY

	Quantity	Base Number	Contract	AT	Region	England
% of FP17s for the same patient ID Re-attending within 3 months - Children	54	943	5.7%	12.0%	12.3%	11.8%
% of FP17s for the same patient ID Re-attending within 3 months - Adults	112	1,211	9.2%	15.2%	15.8%	15.6%
% of FP17s for the same patient ID Re-attending between 3 & 9 months - Children	520	943	55.1%	58.4%	60.1%	58.8%
% of FP17s for the same patient ID Re-attending between 3 & 9 months - Adults	545	1,211	45.0%	51.4%	53.3%	51.0%
% of FP17s for Band 1 Urgent Courses	89	2,149	4.1%	10.7%	9.0%	9.0%
% of FP17s Relating to Free Repair or Replacements	1	2,149	0.0%	0.9%	1.0%	0.8%
% of FP17s Relating to Continuations	4	2,149	0.2%	0.9%	1.0%	0.9%
% of Patients satisfied with the dentistry they have received	0	0	N/A	94.5%	93.8%	93.2%
% of Patients satisfied with the time they had to wait for an appointment	0	0	N/A	86.4%	89.4%	88.3%

* This is based on patients treated on this contract for their most recent course of treatment. Figures in italics indicate the base number of FP17s or Patient Questionnaire responses are less than 100. N/A is shown where the base number of responses is less than 10 during the period. % is calculated as Quantity/Base number*100

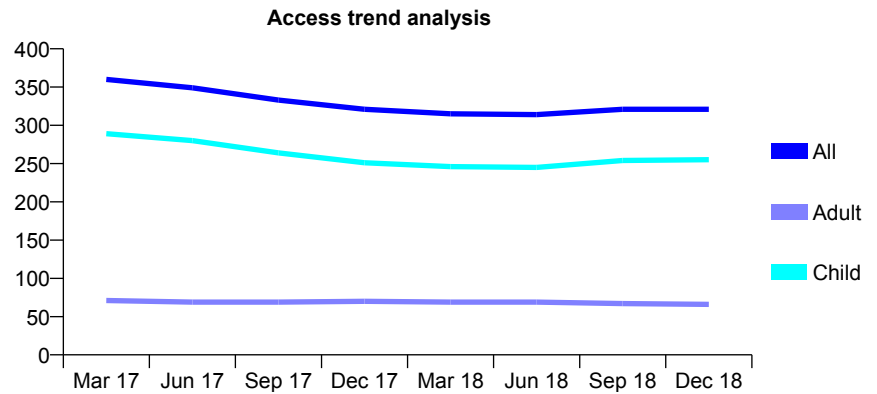
Q47 - Vital Signs At a Glance Contract Report for 570656/0001 - December 2018

Name or company name	MR M WILKINSON
Contract type name	GDS Contract
Purpose of contract	General
Contract start date	01/04/2006
Contract end date	

18/19 Contracted general activity (UDA)	720
Carry forward general activity (UDA)	0
18/19 Contracted orthodontic activity (UOA)	0
Carry forward orthodontic activity (UOA)	0
Baseline contract value	£16,767.17

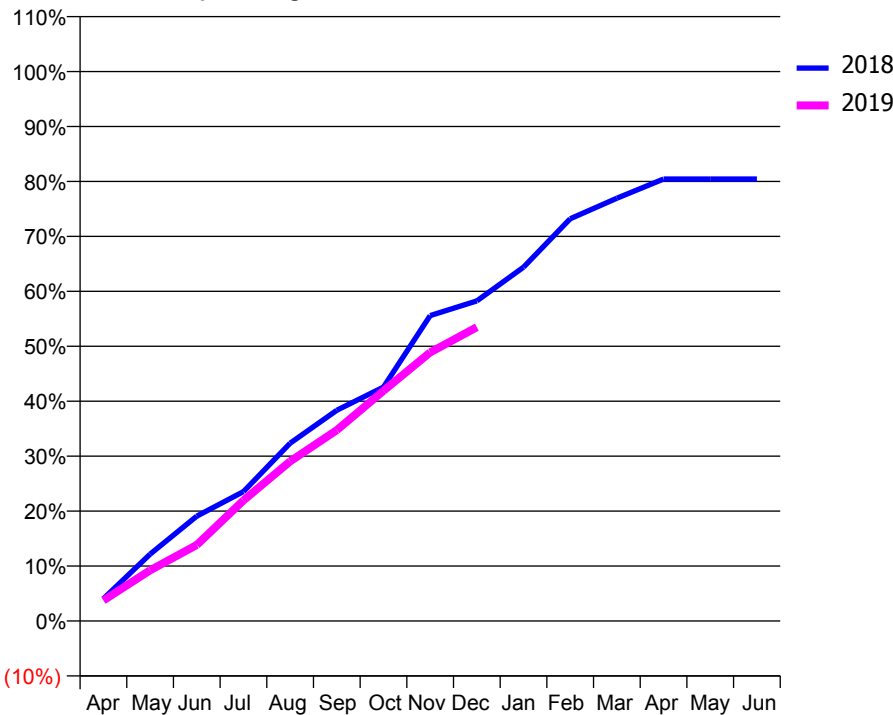
ACCESS*

Patients seen in 24 months	Total	Change since previous quarter
Quarter ending December 2017	321	
Quarter ending March 2018	315	↓
Quarter ending June 2018	314	→
Quarter ending September 2018	321	↑
Quarter ending December 2018	321	→
Variance since December 2017	0.0%	→



ACTIVITY

Cumulative percentage of contracted UDA delivered 2018 & 2019



Month	Adjusted Scheduled Activity (UDA)	
	2018	2019
April	29	27
May	88	66
June	137	100
July	170	158
August	233	209
September	276	250
October	307	302
November	400	352
December	419	385
January	464	
February	527	
March	554	
April	579	
May	579	
June	579	

QUALITY

	Quantity	Base Number	Contract	AT	Region	England
% of FP17s for the same patient ID Re-attending within 3 months - Children	18	311	5.8%	12.0%	12.3%	11.8%
% of FP17s for the same patient ID Re-attending within 3 months - Adults	2	37	5.4%	15.2%	15.8%	15.6%
% of FP17s for the same patient ID Re-attending between 3 & 9 months - Children	206	311	66.2%	58.4%	60.1%	58.8%
% of FP17s for the same patient ID Re-attending between 3 & 9 months - Adults	26	37	70.3%	51.4%	53.3%	51.0%
% of FP17s for Band 1 Urgent Courses	10	331	3.0%	10.7%	9.0%	9.0%
% of FP17s Relating to Free Repair or Replacements	0	331	0.0%	0.9%	1.0%	0.8%
% of FP17s Relating to Continuations	0	331	0.0%	0.9%	1.0%	0.9%
% of Patients satisfied with the dentistry they have received	0	0	N/A	94.5%	93.8%	93.2%
% of Patients satisfied with the time they had to wait for an appointment	0	0	N/A	86.4%	89.4%	88.3%

* This is based on patients treated on this contract for their most recent course of treatment. Figures in italics indicate the base number of FP17s or Patient Questionnaire responses are less than 100. N/A is shown where the base number of responses is less than 10 during the period. % is calculated as Quantity/Base number*100

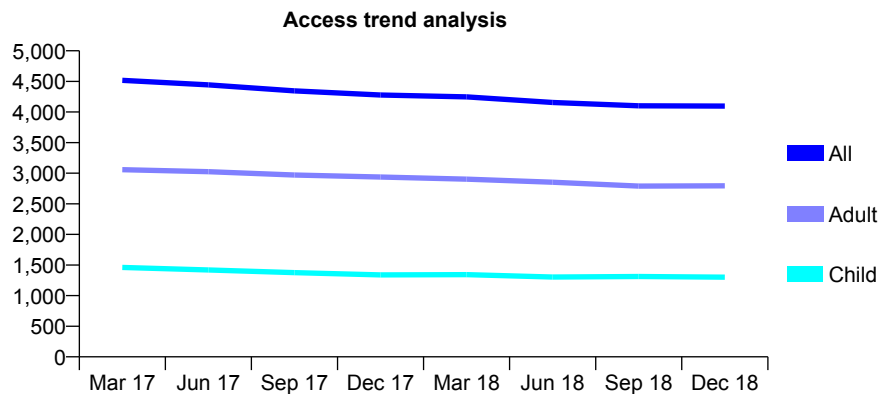
Q47 - Vital Signs At a Glance Contract Report for 572608/0001 - December 2018

Name or company name	Mr A Malik
Contract type name	GDS Contract
Purpose of contract	General
Contract start date	01/04/2006
Contract end date	

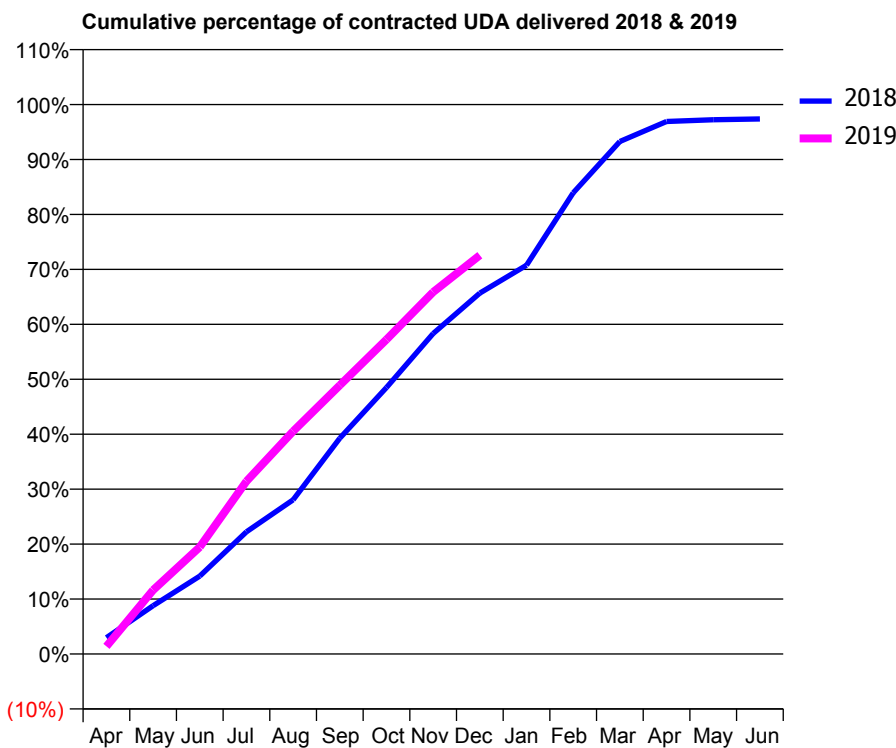
18/19 Contracted general activity (UDA)	12,946
Carry forward general activity (UDA)	340
18/19 Contracted orthodontic activity (UOA)	0
Carry forward orthodontic activity (UOA)	0
Baseline contract value	£380,146.81

ACCESS*

Patients seen in 24 months	Total	Change since previous quarter
Quarter ending December 2017	4,277	
Quarter ending March 2018	4,247	→
Quarter ending June 2018	4,156	↓
Quarter ending September 2018	4,102	↓
Quarter ending December 2018	4,097	→
Variance since December 2017	(4.2%)	↓



ACTIVITY



Month	Adjusted Scheduled Activity (UDA)	
	2018	2019
April	386	182
May	1,140	1,508
June	1,838	2,521
July	2,878	4,069
August	3,633	5,249
September	5,085	6,332
October	6,279	7,408
November	7,552	8,527
December	8,502	9,395
January	9,159	
February	10,864	
March	12,076	
April	12,544	
May	12,586	
June	12,606	

QUALITY

	Quantity	Base Number	Contract	AT	Region	England
% of FP17s for the same patient ID Re-attending within 3 months - Children	128	1,232	10.4%	12.0%	12.3%	11.8%
% of FP17s for the same patient ID Re-attending within 3 months - Adults	796	2,892	27.5%	15.2%	15.8%	15.6%
% of FP17s for the same patient ID Re-attending between 3 & 9 months - Children	575	1,232	46.7%	58.4%	60.1%	58.8%
% of FP17s for the same patient ID Re-attending between 3 & 9 months - Adults	1,075	2,892	37.2%	51.4%	53.3%	51.0%
% of FP17s for Band 1 Urgent Courses	532	3,936	13.5%	10.7%	9.0%	9.0%
% of FP17s Relating to Free Repair or Replacements	113	3,936	2.9%	0.9%	1.0%	0.8%
% of FP17s Relating to Continuations	128	3,936	3.3%	0.9%	1.0%	0.9%
% of Patients satisfied with the dentistry they have received	0	1	N/A	94.5%	93.8%	93.2%
% of Patients satisfied with the time they had to wait for an appointment	0	1	N/A	86.4%	89.4%	88.3%

* This is based on patients treated on this contract for their most recent course of treatment. Figures in italics indicate the base number of FP17s or Patient Questionnaire responses are less than 100. N/A is shown where the base number of responses is less than 10 during the period. % is calculated as Quantity/Base number*100

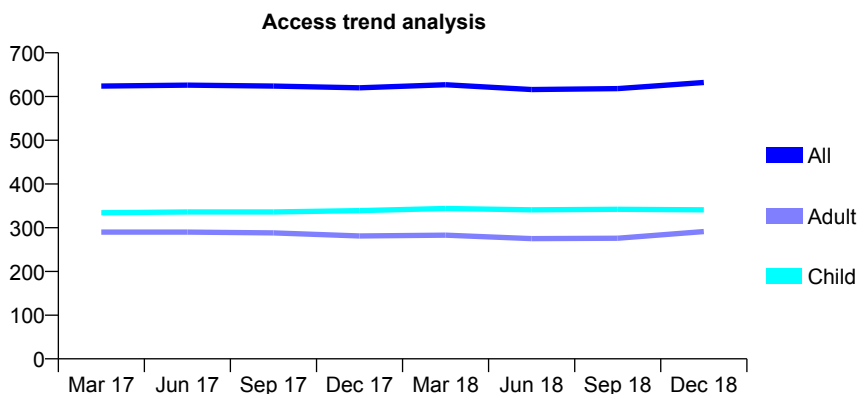
Q47 - Vital Signs At a Glance Contract Report for 574651/0001 - December 2018

Name or company name	MISS CL ALLEN
Contract type name	GDS Contract
Purpose of contract	General
Contract start date	01/04/2006
Contract end date	

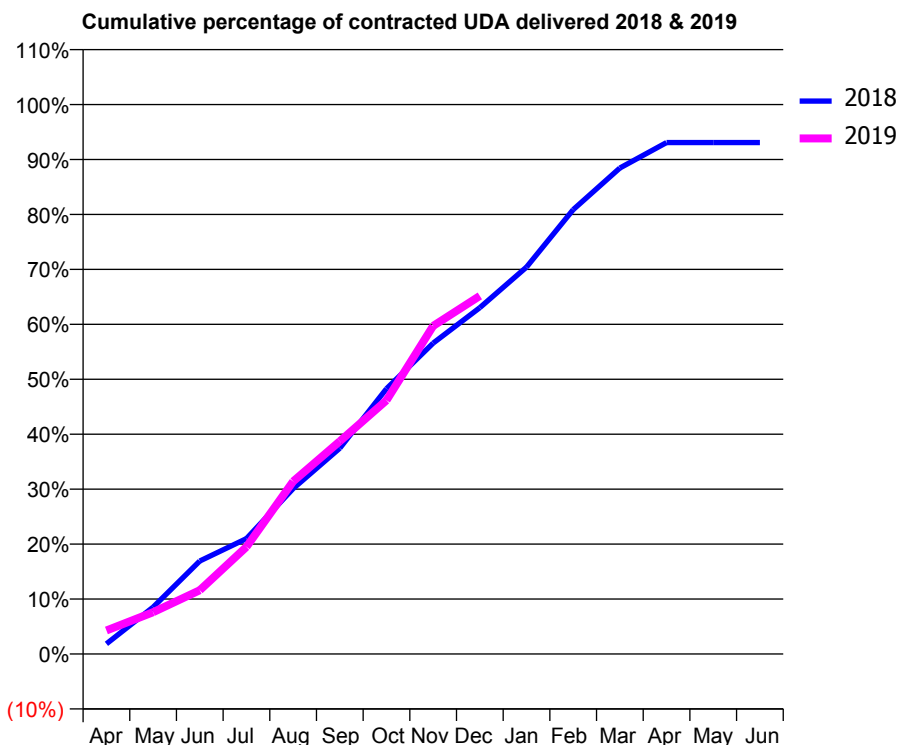
18/19 Contracted general activity (UDA)	1,561
Carry forward general activity (UDA)	0
18/19 Contracted orthodontic activity (UOA)	0
Carry forward orthodontic activity (UOA)	0
Baseline contract value	£43,300.49

ACCESS*

Patients seen in 24 months	Total	Change since previous quarter
Quarter ending December 2017	620	
Quarter ending March 2018	627	→
Quarter ending June 2018	616	↓
Quarter ending September 2018	618	→
Quarter ending December 2018	632	↑
Variance since December 2017	1.9%	→



ACTIVITY



Month	Adjusted Scheduled Activity (UDA)	
	2018	2019
April	29	67
May	133	119
June	264	181
July	328	304
August	470	490
September	585	604
October	754	721
November	883	932
December	984	1,017
January	1,099	
February	1,262	
March	1,381	
April	1,453	
May	1,453	
June	1,453	

QUALITY

	Quantity	Base Number	Contract	AT	Region	England
% of FP17s for the same patient ID Re-attending within 3 months - Children	31	433	7.2%	12.0%	12.3%	11.8%
% of FP17s for the same patient ID Re-attending within 3 months - Adults	26	285	9.1%	15.2%	15.8%	15.6%
% of FP17s for the same patient ID Re-attending between 3 & 9 months - Children	298	433	68.8%	58.4%	60.1%	58.8%
% of FP17s for the same patient ID Re-attending between 3 & 9 months - Adults	187	285	65.6%	51.4%	53.3%	51.0%
% of FP17s for Band 1 Urgent Courses	16	670	2.4%	10.7%	9.0%	9.0%
% of FP17s Relating to Free Repair or Replacements	0	670	0.0%	0.9%	1.0%	0.8%
% of FP17s Relating to Continuations	0	670	0.0%	0.9%	1.0%	0.9%
% of Patients satisfied with the dentistry they have received	1	1	N/A	94.5%	93.8%	93.2%
% of Patients satisfied with the time they had to wait for an appointment	1	1	N/A	86.4%	89.4%	88.3%

* This is based on patients treated on this contract for their most recent course of treatment. Figures in italics indicate the base number of FP17s or Patient Questionnaire responses are less than 100. N/A is shown where the base number of responses is less than 10 during the period. % is calculated as Quantity/Base number*100

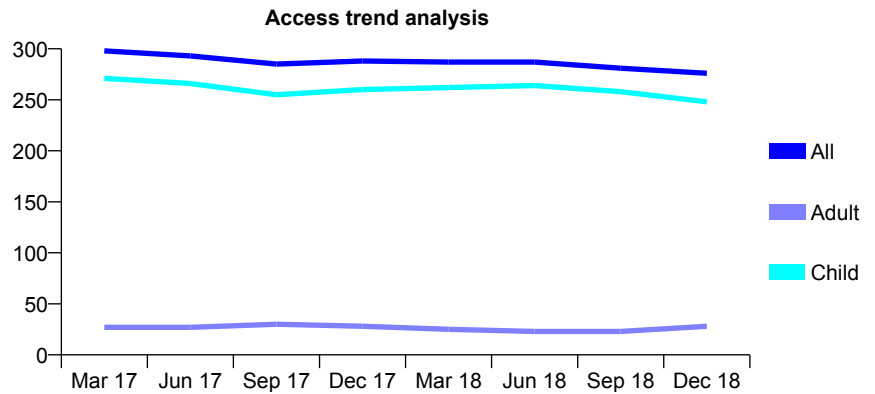
Q47 - Vital Signs At a Glance Contract Report for 575577/0001 - December 2018

Name or company name	MR JR VALENTINE
Contract type name	GDS Contract
Purpose of contract	General
Contract start date	01/04/2006
Contract end date	

18/19 Contracted general activity (UDA)	600
Carry forward general activity (UDA)	0
18/19 Contracted orthodontic activity (UOA)	0
Carry forward orthodontic activity (UOA)	0
Baseline contract value	£11,366.24

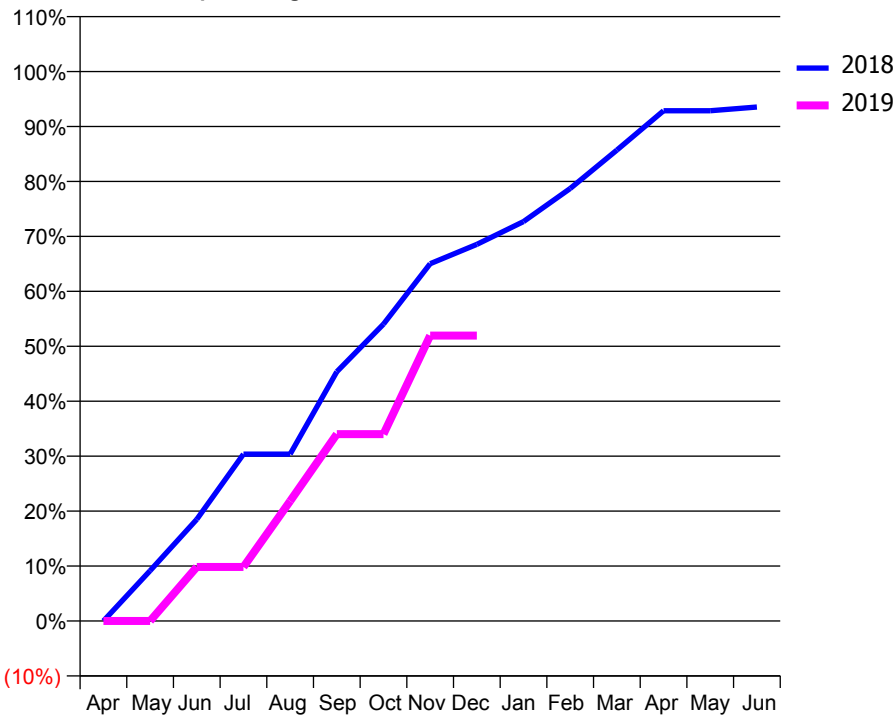
ACCESS*

Patients seen in 24 months	Total	Change since previous quarter
Quarter ending December 2017	288	
Quarter ending March 2018	287	→
Quarter ending June 2018	287	→
Quarter ending September 2018	281	↓
Quarter ending December 2018	276	↓
Variance since December 2017	(4.2%)	↓



ACTIVITY

Cumulative percentage of contracted UDA delivered 2018 & 2019



Month	Adjusted Scheduled Activity (UDA)	
	2018	2019
April	0	0
May	55	0
June	111	59
July	182	59
August	182	131
September	272	204
October	324	204
November	390	312
December	411	312
January	436	
February	472	
March	514	
April	557	
May	557	
June	561	

QUALITY

	Quantity	Base Number	Contract	AT	Region	England
% of FP17s for the same patient ID Re-attending within 3 months - Children	28	298	9.4%	12.0%	12.3%	11.8%
% of FP17s for the same patient ID Re-attending within 3 months - Adults	0	0	N/A	15.2%	15.8%	15.6%
% of FP17s for the same patient ID Re-attending between 3 & 9 months - Children	203	298	68.1%	58.4%	60.1%	58.8%
% of FP17s for the same patient ID Re-attending between 3 & 9 months - Adults	0	0	N/A	51.4%	53.3%	51.0%
% of FP17s for Band 1 Urgent Courses	3	255	1.2%	10.7%	9.0%	9.0%
% of FP17s Relating to Free Repair or Replacements	0	255	0.0%	0.9%	1.0%	0.8%
% of FP17s Relating to Continuations	0	255	0.0%	0.9%	1.0%	0.9%
% of Patients satisfied with the dentistry they have received	0	0	N/A	94.5%	93.8%	93.2%
% of Patients satisfied with the time they had to wait for an appointment	0	0	N/A	86.4%	89.4%	88.3%

* This is based on patients treated on this contract for their most recent course of treatment. Figures in italics indicate the base number of FP17s or Patient Questionnaire responses are less than 100. N/A is shown where the base number of responses is less than 10 during the period. % is calculated as Quantity/Base number*100

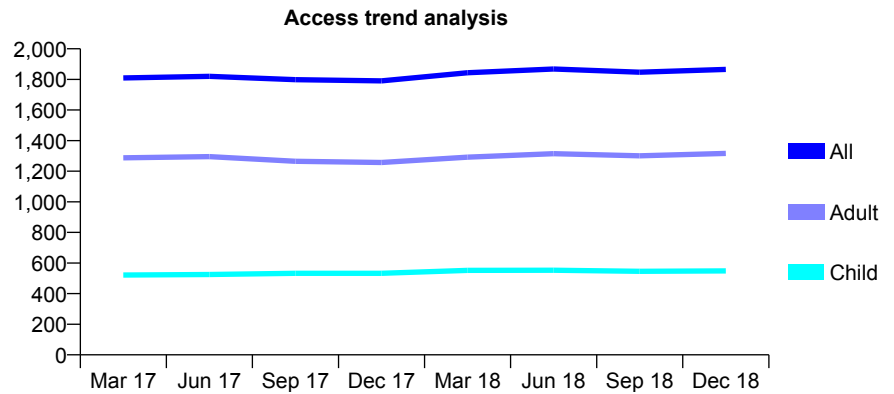
Q47 - Vital Signs At a Glance Contract Report for 604860/0001 - December 2018

Name or company name	MR SA BATE
Contract type name	GDS Contract
Purpose of contract	General
Contract start date	01/10/2010
Contract end date	

18/19 Contracted general activity (UDA)	7,000
Carry forward general activity (UDA)	0
18/19 Contracted orthodontic activity (UOA)	0
Carry forward orthodontic activity (UOA)	0
Baseline contract value	£175,989.44

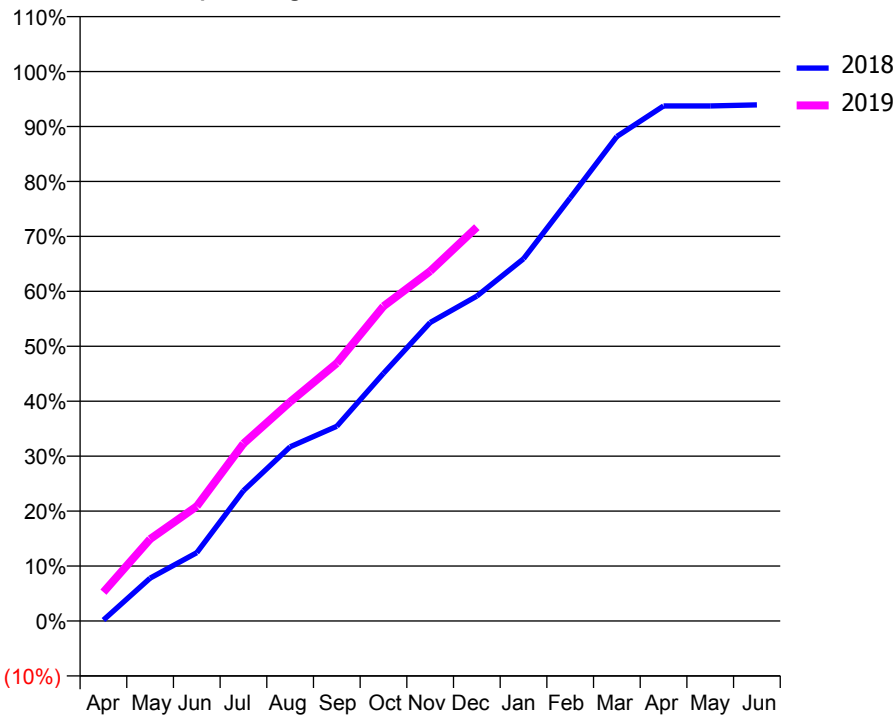
ACCESS*

Patients seen in 24 months	Total	Change since previous quarter
Quarter ending December 2017	1,790	
Quarter ending March 2018	1,844	↑
Quarter ending June 2018	1,868	→
Quarter ending September 2018	1,847	↓
Quarter ending December 2018	1,865	→
Variance since December 2017	4.2%	↑



ACTIVITY

Cumulative percentage of contracted UDA delivered 2018 & 2019



Month	Adjusted Scheduled Activity (UDA)	
	2018	2019
April	12	367
May	546	1,043
June	871	1,462
July	1,661	2,261
August	2,219	2,792
September	2,482	3,284
October	3,156	4,010
November	3,803	4,456
December	4,138	5,017
January	4,614	
February	5,389	
March	6,172	
April	6,562	
May	6,562	
June	6,575	

QUALITY

	Quantity	Base Number	Contract	AT	Region	England
% of FP17s for the same patient ID Re-attending within 3 months - Children	111	858	12.9%	12.0%	12.3%	11.8%
% of FP17s for the same patient ID Re-attending within 3 months - Adults	306	1,727	17.7%	15.2%	15.8%	15.6%
% of FP17s for the same patient ID Re-attending between 3 & 9 months - Children	617	858	71.9%	58.4%	60.1%	58.8%
% of FP17s for the same patient ID Re-attending between 3 & 9 months - Adults	1,102	1,727	63.8%	51.4%	53.3%	51.0%
% of FP17s for Band 1 Urgent Courses	142	2,421	5.9%	10.7%	9.0%	9.0%
% of FP17s Relating to Free Repair or Replacements	33	2,421	1.4%	0.9%	1.0%	0.8%
% of FP17s Relating to Continuations	18	2,421	0.7%	0.9%	1.0%	0.9%
% of Patients satisfied with the dentistry they have received	6	6	N/A	94.5%	93.8%	93.2%
% of Patients satisfied with the time they had to wait for an appointment	6	6	N/A	86.4%	89.4%	88.3%

* This is based on patients treated on this contract for their most recent course of treatment. Figures in italics indicate the base number of FP17s or Patient Questionnaire responses are less than 100. N/A is shown where the base number of responses is less than 10 during the period. % is calculated as Quantity/Base number*100

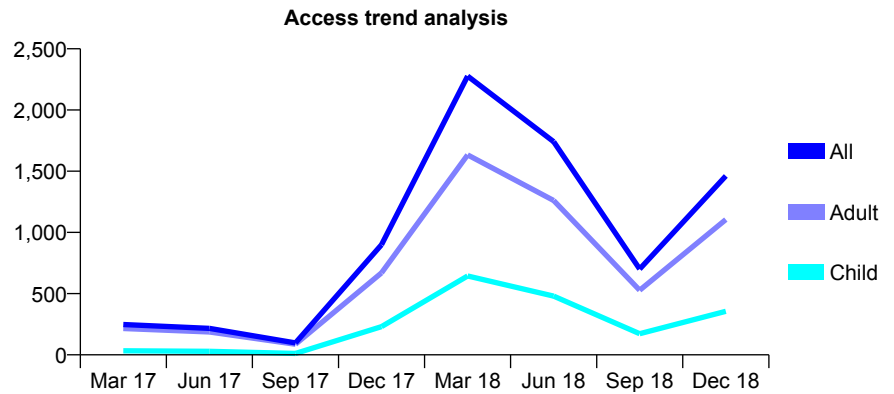
Q47 - Vital Signs At a Glance Contract Report for 629081/0001 - December 2018

Name or company name	Drakes Dental Care
Contract type name	GDS Contract
Purpose of contract	General
Contract start date	01/04/2006
Contract end date	

18/19 Contracted general activity (UDA)	4,381
Carry forward general activity (UDA)	0
18/19 Contracted orthodontic activity (UOA)	0
Carry forward orthodontic activity (UOA)	0
Baseline contract value	£121,995.80

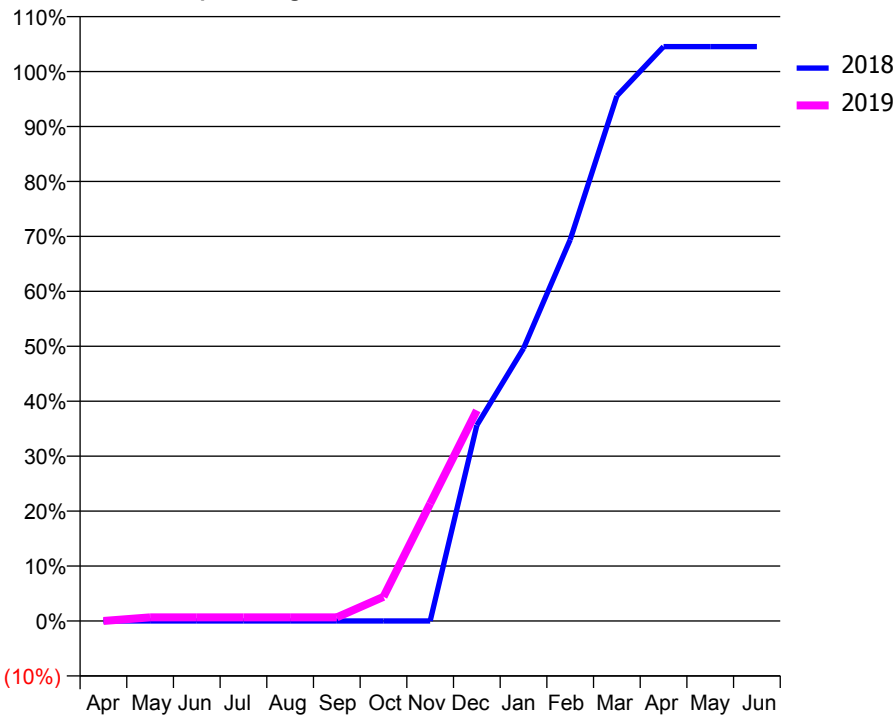
ACCESS*

Patients seen in 24 months	Total	Change since previous quarter
Quarter ending December 2017	899	
Quarter ending March 2018	2,277	↑
Quarter ending June 2018	1,741	↓
Quarter ending September 2018	701	↓
Quarter ending December 2018	1,461	↑
Variance since December 2017	62.5%	↑



ACTIVITY

Cumulative percentage of contracted UDA delivered 2018 & 2019



Month	Adjusted Scheduled Activity (UDA)	
	2018	2019
April	0	0
May	0	29
June	0	29
July	0	29
August	0	29
September	0	29
October	0	193
November	0	936
December	1,560	1,679
January	2,174	
February	3,040	
March	4,187	
April	4,579	
May	4,579	
June	4,579	

QUALITY

	Quantity	Base Number	Contract	AT	Region	England
% of FP17s for the same patient ID Re-attending within 3 months - Children	7	302	2.3%	12.0%	12.3%	11.8%
% of FP17s for the same patient ID Re-attending within 3 months - Adults	27	937	2.9%	15.2%	15.8%	15.6%
% of FP17s for the same patient ID Re-attending between 3 & 9 months - Children	33	302	10.9%	58.4%	60.1%	58.8%
% of FP17s for the same patient ID Re-attending between 3 & 9 months - Adults	94	937	10.0%	51.4%	53.3%	51.0%
% of FP17s for Band 1 Urgent Courses	50	1,034	4.8%	10.7%	9.0%	9.0%
% of FP17s Relating to Free Repair or Replacements	3	1,034	0.3%	0.9%	1.0%	0.8%
% of FP17s Relating to Continuations	1	1,034	0.1%	0.9%	1.0%	0.9%
% of Patients satisfied with the dentistry they have received	1	1	N/A	94.5%	93.8%	93.2%
% of Patients satisfied with the time they had to wait for an appointment	1	1	N/A	86.4%	89.4%	88.3%

* This is based on patients treated on this contract for their most recent course of treatment. Figures in italics indicate the base number of FP17s or Patient Questionnaire responses are less than 100. N/A is shown where the base number of responses is less than 10 during the period. % is calculated as Quantity/Base number*100

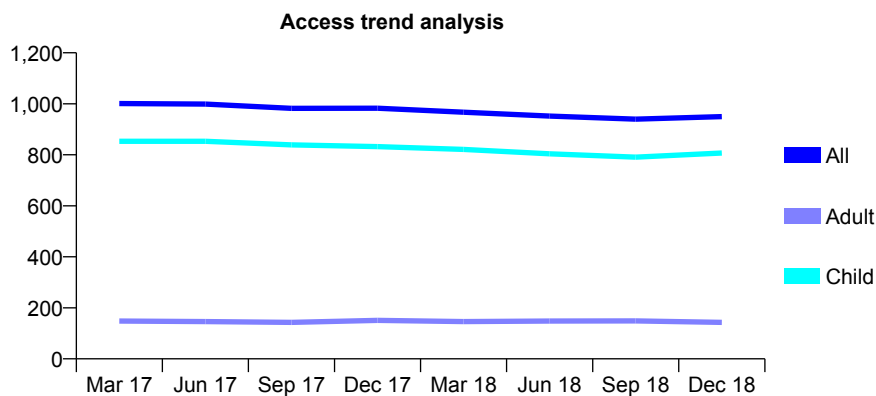
Q47 - Vital Signs At a Glance Contract Report for 629154/0003 - December 2018

Name or company name	Denpoint Dental Care
Contract type name	GDS Contract
Purpose of contract	General and Orthodontic
Contract start date	01/06/2008
Contract end date	

18/19 Contracted general activity (UDA)	3,050
Carry forward general activity (UDA)	0
18/19 Contracted orthodontic activity (UOA)	1,150
Carry forward orthodontic activity (UOA)	-22
Baseline contract value	£158,823.46

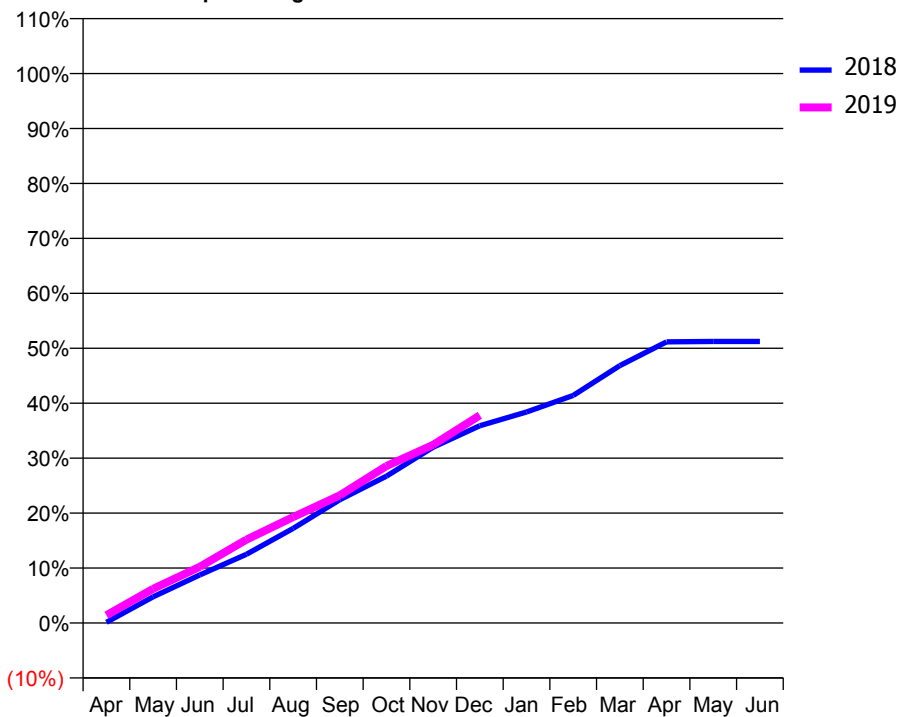
ACCESS*

Patients seen in 24 months	Total	Change since previous quarter
Quarter ending December 2017	983	
Quarter ending March 2018	967	↓
Quarter ending June 2018	952	↓
Quarter ending September 2018	940	↓
Quarter ending December 2018	950	→
Variance since December 2017	(3.4%)	↓



ACTIVITY

Cumulative percentage of contracted UDA delivered 2018 & 2019



Month	Adjusted Scheduled Activity (UDA)	
	2018	2019
April	4	43
May	146	190
June	267	312
July	382	463
August	525	588
September	685	708
October	816	872
November	976	989
December	1,095	1,153
January	1,172	
February	1,263	
March	1,429	
April	1,561	
May	1,563	
June	1,563	

QUALITY

	Quantity	Base Number	Contract	AT	Region	England
% of FP17s for the same patient ID Re-attending within 3 months - Children	129	1,040	12.4%	12.0%	12.3%	11.8%
% of FP17s for the same patient ID Re-attending within 3 months - Adults	1	17	5.9%	15.2%	15.8%	15.6%
% of FP17s for the same patient ID Re-attending between 3 & 9 months - Children	527	1,040	50.7%	58.4%	60.1%	58.8%
% of FP17s for the same patient ID Re-attending between 3 & 9 months - Adults	10	17	58.8%	51.4%	53.3%	51.0%
% of FP17s for Band 1 Urgent Courses	33	857	3.9%	10.7%	9.0%	9.0%
% of FP17s Relating to Free Repair or Replacements	0	857	0.0%	0.9%	1.0%	0.8%
% of FP17s Relating to Continuations	0	857	0.0%	0.9%	1.0%	0.9%
% of Patients satisfied with the dentistry they have received	0	0	N/A	94.5%	93.8%	93.2%
% of Patients satisfied with the time they had to wait for an appointment	0	0	N/A	86.4%	89.4%	88.3%

* This is based on patients treated on this contract for their most recent course of treatment. Figures in italics indicate the base number of FP17s or Patient Questionnaire responses are less than 100. N/A is shown where the base number of responses is less than 10 during the period. % is calculated as Quantity/Base number*100

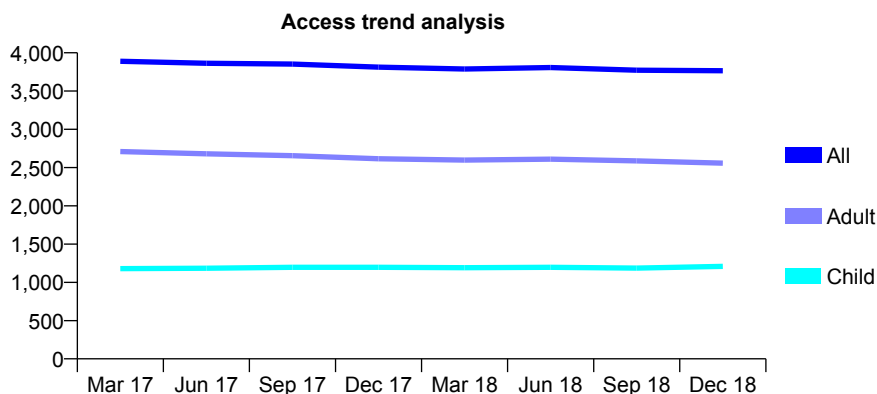
Q47 - Vital Signs At a Glance Contract Report for 629316/0001 - December 2018

Name or company name	Mr Waqar Mohammed
Contract type name	GDS Contract
Purpose of contract	General
Contract start date	01/04/2006
Contract end date	

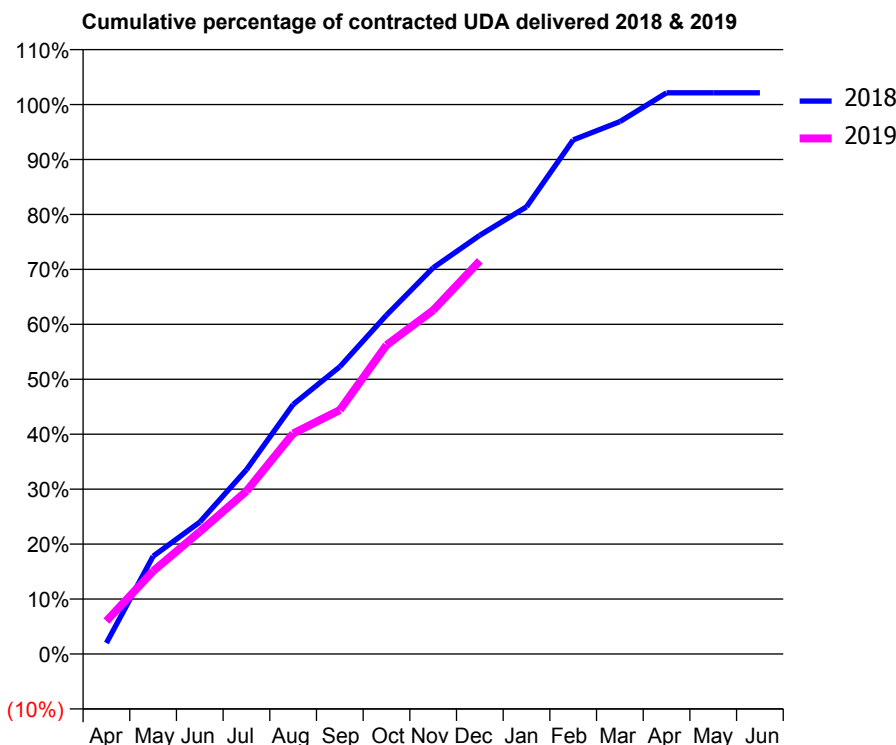
18/19 Contracted general activity (UDA)	13,319
Carry forward general activity (UDA)	-266
18/19 Contracted orthodontic activity (UOA)	0
Carry forward orthodontic activity (UOA)	0
Baseline contract value	£408,507.91

ACCESS*

Patients seen in 24 months	Total	Change since previous quarter
Quarter ending December 2017	3,812	
Quarter ending March 2018	3,788	→
Quarter ending June 2018	3,807	→
Quarter ending September 2018	3,773	→
Quarter ending December 2018	3,766	→
Variance since December 2017	(1.2%)	↓



ACTIVITY



Month	Adjusted Scheduled Activity (UDA)	
	2018	2019
April	267	798
May	2,370	2,008
June	3,199	2,965
July	4,468	3,948
August	6,050	5,345
September	6,964	5,914
October	8,214	7,488
November	9,363	8,332
December	10,151	9,531
January	10,839	
February	12,461	
March	12,906	
April	13,603	
May	13,603	
June	13,603	

QUALITY

	Quantity	Base Number	Contract	AT	Region	England
% of FP17s for the same patient ID Re-attending within 3 months - Children	70	1,247	5.6%	12.0%	12.3%	11.8%
% of FP17s for the same patient ID Re-attending within 3 months - Adults	318	2,434	13.1%	15.2%	15.8%	15.6%
% of FP17s for the same patient ID Re-attending between 3 & 9 months - Children	683	1,247	54.8%	58.4%	60.1%	58.8%
% of FP17s for the same patient ID Re-attending between 3 & 9 months - Adults	1,284	2,434	52.8%	51.4%	53.3%	51.0%
% of FP17s for Band 1 Urgent Courses	201	3,422	5.9%	10.7%	9.0%	9.0%
% of FP17s Relating to Free Repair or Replacements	17	3,422	0.5%	0.9%	1.0%	0.8%
% of FP17s Relating to Continuations	4	3,422	0.1%	0.9%	1.0%	0.9%
% of Patients satisfied with the dentistry they have received	0	0	N/A	94.5%	93.8%	93.2%
% of Patients satisfied with the time they had to wait for an appointment	0	0	N/A	86.4%	89.4%	88.3%

* This is based on patients treated on this contract for their most recent course of treatment. Figures in italics indicate the base number of FP17s or Patient Questionnaire responses are less than 100. N/A is shown where the base number of responses is less than 10 during the period. % is calculated as Quantity/Base number*100

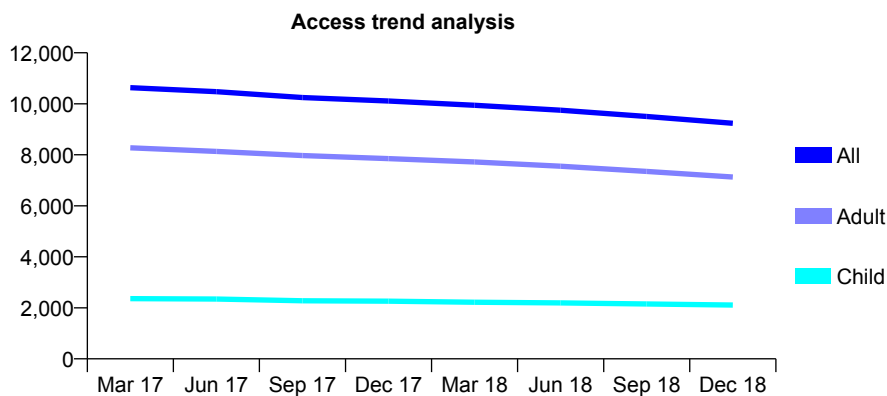
Q47 - Vital Signs At a Glance Contract Report for 635944/0001 - December 2018

Name or company name	Dr J E Cornall and Dr A Giaziri
Contract type name	GDS Contract
Purpose of contract	General
Contract start date	01/04/2006
Contract end date	

18/19 Contracted general activity (UDA)	23,341
Carry forward general activity (UDA)	0
18/19 Contracted orthodontic activity (UOA)	0
Carry forward orthodontic activity (UOA)	0
Baseline contract value	£599,579.43

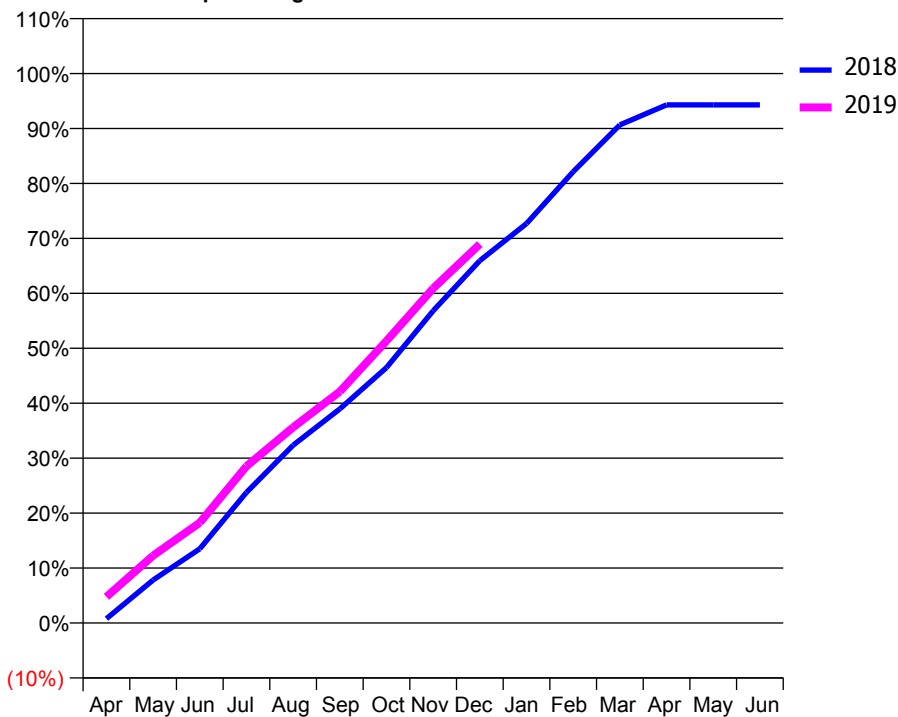
ACCESS*

Patients seen in 24 months	Total	Change since previous quarter
Quarter ending December 2017	10,111	
Quarter ending March 2018	9,940	↓
Quarter ending June 2018	9,748	↓
Quarter ending September 2018	9,505	↓
Quarter ending December 2018	9,239	↓
Variance since December 2017	(8.6%)	↓



ACTIVITY

Cumulative percentage of contracted UDA delivered 2018 & 2019



Month	Adjusted Scheduled Activity (UDA)	
	2018	2019
April	183	1,116
May	1,829	2,865
June	3,151	4,264
July	5,547	6,657
August	7,555	8,313
September	9,094	9,831
October	10,851	11,985
November	13,262	14,213
December	15,390	16,097
January	16,969	
February	19,170	
March	21,161	
April	22,006	
May	22,006	
June	22,006	

QUALITY

	Quantity	Base Number	Contract	AT	Region	England
% of FP17s for the same patient ID Re-attending within 3 months - Children	215	2,413	8.9%	12.0%	12.3%	11.8%
% of FP17s for the same patient ID Re-attending within 3 months - Adults	1,088	7,173	15.2%	15.2%	15.8%	15.6%
% of FP17s for the same patient ID Re-attending between 3 & 9 months - Children	1,353	2,413	56.1%	58.4%	60.1%	58.8%
% of FP17s for the same patient ID Re-attending between 3 & 9 months - Adults	3,397	7,173	47.4%	51.4%	53.3%	51.0%
% of FP17s for Band 1 Urgent Courses	1,231	9,186	13.4%	10.7%	9.0%	9.0%
% of FP17s Relating to Free Repair or Replacements	25	9,186	0.3%	0.9%	1.0%	0.8%
% of FP17s Relating to Continuations	34	9,186	0.4%	0.9%	1.0%	0.9%
% of Patients satisfied with the dentistry they have received	1	1	N/A	94.5%	93.8%	93.2%
% of Patients satisfied with the time they had to wait for an appointment	1	1	N/A	86.4%	89.4%	88.3%

* This is based on patients treated on this contract for their most recent course of treatment. Figures in italics indicate the base number of FP17s or Patient Questionnaire responses are less than 100. N/A is shown where the base number of responses is less than 10 during the period. % is calculated as Quantity/Base number*100

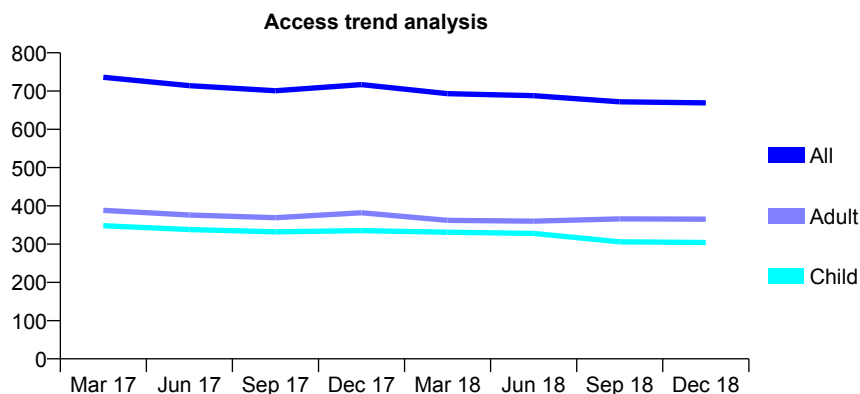
Q47 - Vital Signs At a Glance Contract Report for 635960/0001 - December 2018

Name or company name	MR AP OVENDEN
Contract type name	GDS Contract
Purpose of contract	General
Contract start date	01/04/2006
Contract end date	

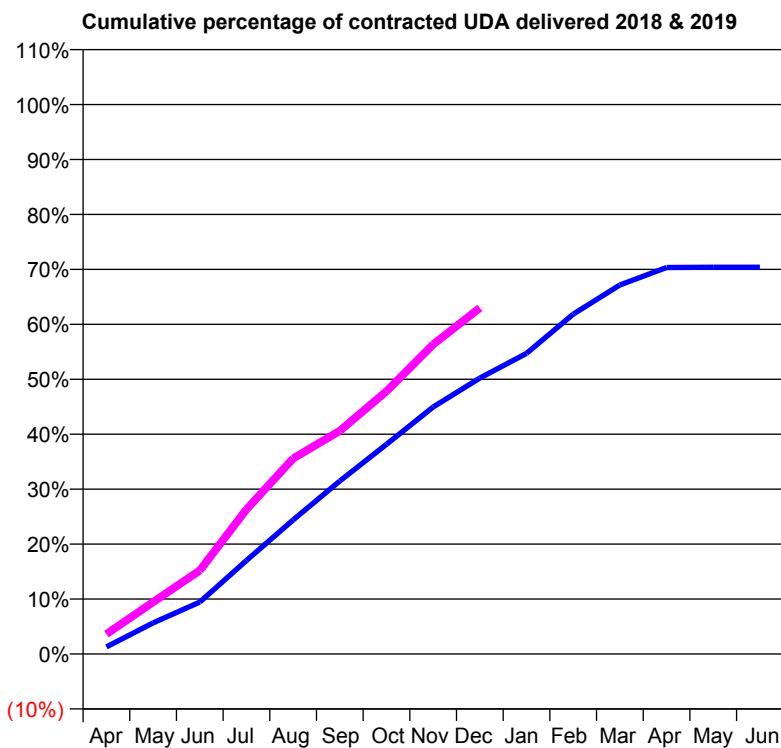
18/19 Contracted general activity (UDA)	1,600
Carry forward general activity (UDA)	0
18/19 Contracted orthodontic activity (UOA)	0
Carry forward orthodontic activity (UOA)	0
Baseline contract value	£44,297.56

ACCESS*

Patients seen in 24 months	Total	Change since previous quarter
Quarter ending December 2017	717	
Quarter ending March 2018	693	↓
Quarter ending June 2018	688	→
Quarter ending September 2018	672	↓
Quarter ending December 2018	669	→
Variance since December 2017	(6.7%)	↓



ACTIVITY



Adjusted Scheduled Activity (UDA)		
Month	2018	2019
April	27	58
May	118	151
June	196	243
July	353	421
August	506	569
September	654	650
October	792	765
November	933	901
December	1,043	1,008
January	1,136	
February	1,284	
March	1,394	
April	1,460	
May	1,461	
June	1,461	

QUALITY

	Quantity	Base Number	Contract	AT	Region	England
% of FP17s for the same patient ID Re-attending within 3 months - Children	13	358	3.6%	12.0%	12.3%	11.8%
% of FP17s for the same patient ID Re-attending within 3 months - Adults	38	316	12.0%	15.2%	15.8%	15.6%
% of FP17s for the same patient ID Re-attending between 3 & 9 months - Children	252	358	70.4%	58.4%	60.1%	58.8%
% of FP17s for the same patient ID Re-attending between 3 & 9 months - Adults	182	316	57.6%	51.4%	53.3%	51.0%
% of FP17s for Band 1 Urgent Courses	8	625	1.3%	10.7%	9.0%	9.0%
% of FP17s Relating to Free Repair or Replacements	0	625	0.0%	0.9%	1.0%	0.8%
% of FP17s Relating to Continuations	0	625	0.0%	0.9%	1.0%	0.9%
% of Patients satisfied with the dentistry they have received	0	0	N/A	94.5%	93.8%	93.2%
% of Patients satisfied with the time they had to wait for an appointment	0	0	N/A	86.4%	89.4%	88.3%

* This is based on patients treated on this contract for their most recent course of treatment. Figures in italics indicate the base number of FP17s or Patient Questionnaire responses are less than 100. N/A is shown where the base number of responses is less than 10 during the period. % is calculated as Quantity/Base number*100

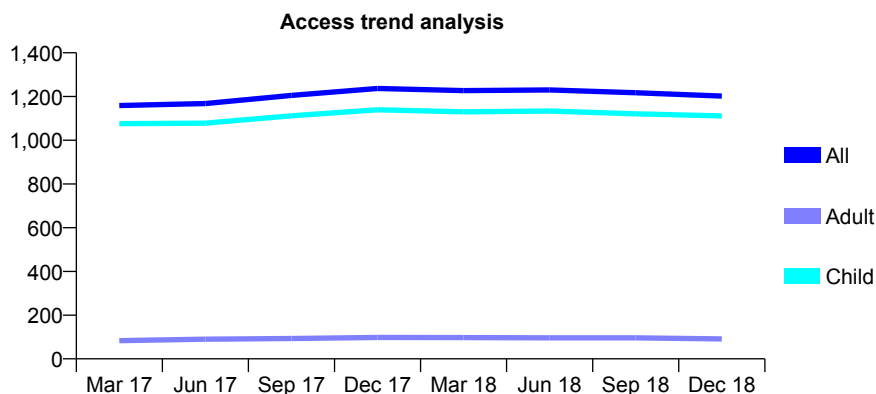
Q47 - Vital Signs At a Glance Contract Report for 638552/0001 - December 2018

Name or company name	MR PM BROOKS
Contract type name	GDS Contract
Purpose of contract	General
Contract start date	01/04/2006
Contract end date	

18/19 Contracted general activity (UDA)	2,300
Carry forward general activity (UDA)	25
18/19 Contracted orthodontic activity (UOA)	0
Carry forward orthodontic activity (UOA)	0
Baseline contract value	£50,787.06

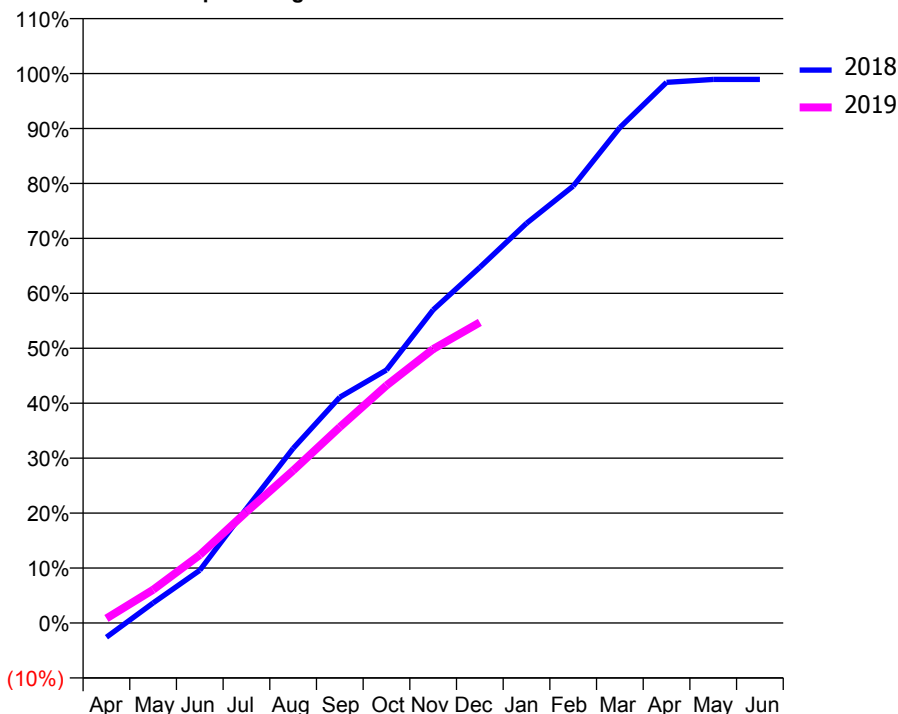
ACCESS*

Patients seen in 24 months	Total	Change since previous quarter
Quarter ending December 2017	1,237	
Quarter ending March 2018	1,227	→
Quarter ending June 2018	1,230	→
Quarter ending September 2018	1,217	↓
Quarter ending December 2018	1,202	↓
Variance since December 2017	(2.8%)	↓



ACTIVITY

Cumulative percentage of contracted UDA delivered 2018 & 2019



Month	Adjusted Scheduled Activity (UDA)	
	2018	2019
April	-60	19
May	84	139
June	221	285
July	479	465
August	731	638
September	945	820
October	1,059	994
November	1,311	1,147
December	1,489	1,259
January	1,673	
February	1,829	
March	2,074	
April	2,263	
May	2,275	
June	2,275	

QUALITY

	Quantity	Base Number	Contract	AT	Region	England
% of FP17s for the same patient ID Re-attending within 3 months - Children	52	1,040	5.0%	12.0%	12.3%	11.8%
% of FP17s for the same patient ID Re-attending within 3 months - Adults	0	1	0.0%	15.2%	15.8%	15.6%
% of FP17s for the same patient ID Re-attending between 3 & 9 months - Children	605	1,040	58.2%	58.4%	60.1%	58.8%
% of FP17s for the same patient ID Re-attending between 3 & 9 months - Adults	0	1	0.0%	51.4%	53.3%	51.0%
% of FP17s for Band 1 Urgent Courses	3	923	0.3%	10.7%	9.0%	9.0%
% of FP17s Relating to Free Repair or Replacements	0	923	0.0%	0.9%	1.0%	0.8%
% of FP17s Relating to Continuations	2	923	0.2%	0.9%	1.0%	0.9%
% of Patients satisfied with the dentistry they have received	2	2	N/A	94.5%	93.8%	93.2%
% of Patients satisfied with the time they had to wait for an appointment	2	2	N/A	86.4%	89.4%	88.3%

* This is based on patients treated on this contract for their most recent course of treatment. Figures in italics indicate the base number of FP17s or Patient Questionnaire responses are less than 100. N/A is shown where the base number of responses is less than 10 during the period. % is calculated as Quantity/Base number*100

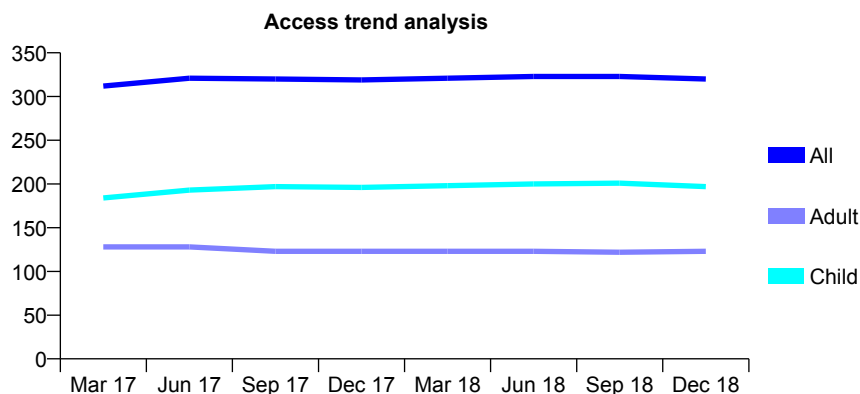
Q47 - Vital Signs At a Glance Contract Report for 641812/0001 - December 2018

Name or company name	MR C WOODALL
Contract type name	GDS Contract
Purpose of contract	General
Contract start date	01/04/2006
Contract end date	

18/19 Contracted general activity (UDA)	600
Carry forward general activity (UDA)	-12
18/19 Contracted orthodontic activity (UOA)	0
Carry forward orthodontic activity (UOA)	0
Baseline contract value	£16,746.78

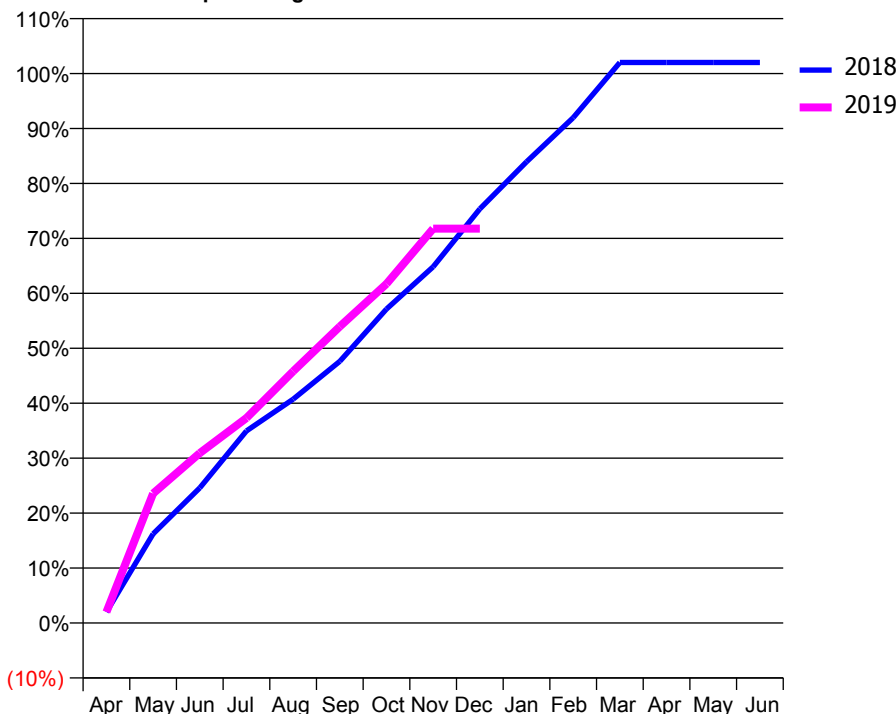
ACCESS*

Patients seen in 24 months	Total	Change since previous quarter
Quarter ending December 2017	319	
Quarter ending March 2018	321	→
Quarter ending June 2018	323	→
Quarter ending September 2018	323	→
Quarter ending December 2018	320	→
Variance since December 2017	0.3%	→



ACTIVITY

Cumulative percentage of contracted UDA delivered 2018 & 2019



Month	Adjusted Scheduled Activity (UDA)	
	2018	2019
April	12	12
May	97	141
June	148	186
July	210	224
August	244	275
September	286	324
October	343	370
November	389	431
December	452	431
January	504	
February	552	
March	612	
April	612	
May	612	
June	612	

QUALITY

	Quantity	Base Number	Contract	AT	Region	England
% of FP17s for the same patient ID Re-attending within 3 months - Children	7	234	3.0%	12.0%	12.3%	11.8%
% of FP17s for the same patient ID Re-attending within 3 months - Adults	2	105	1.9%	15.2%	15.8%	15.6%
% of FP17s for the same patient ID Re-attending between 3 & 9 months - Children	183	234	78.2%	58.4%	60.1%	58.8%
% of FP17s for the same patient ID Re-attending between 3 & 9 months - Adults	73	105	69.5%	51.4%	53.3%	51.0%
% of FP17s for Band 1 Urgent Courses	18	338	5.3%	10.7%	9.0%	9.0%
% of FP17s Relating to Free Repair or Replacements	0	338	0.0%	0.9%	1.0%	0.8%
% of FP17s Relating to Continuations	0	338	0.0%	0.9%	1.0%	0.9%
% of Patients satisfied with the dentistry they have received	0	0	N/A	94.5%	93.8%	93.2%
% of Patients satisfied with the time they had to wait for an appointment	0	0	N/A	86.4%	89.4%	88.3%

* This is based on patients treated on this contract for their most recent course of treatment. Figures in italics indicate the base number of FP17s or Patient Questionnaire responses are less than 100. N/A is shown where the base number of responses is less than 10 during the period. % is calculated as Quantity/Base number*100

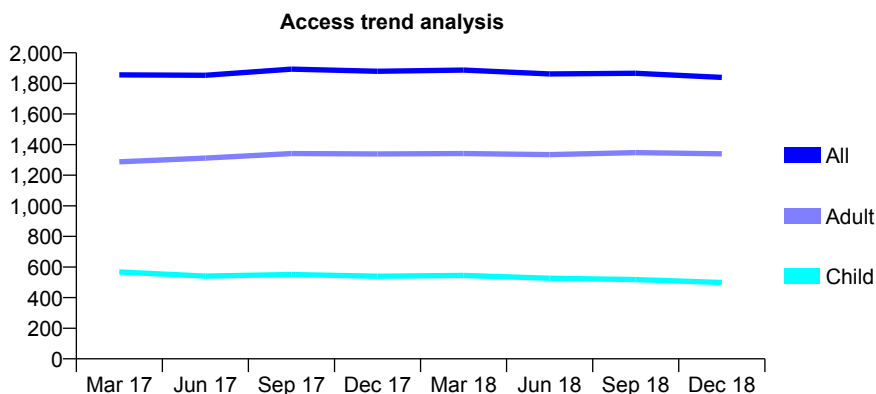
Q47 - Vital Signs At a Glance Contract Report for 643157/0001 - December 2018

Name or company name	MR AJ HARVEY
Contract type name	GDS Contract
Purpose of contract	General
Contract start date	01/04/2006
Contract end date	

18/19 Contracted general activity (UDA)	6,780
Carry forward general activity (UDA)	53
18/19 Contracted orthodontic activity (UOA)	0
Carry forward orthodontic activity (UOA)	0
Baseline contract value	£220,660.11

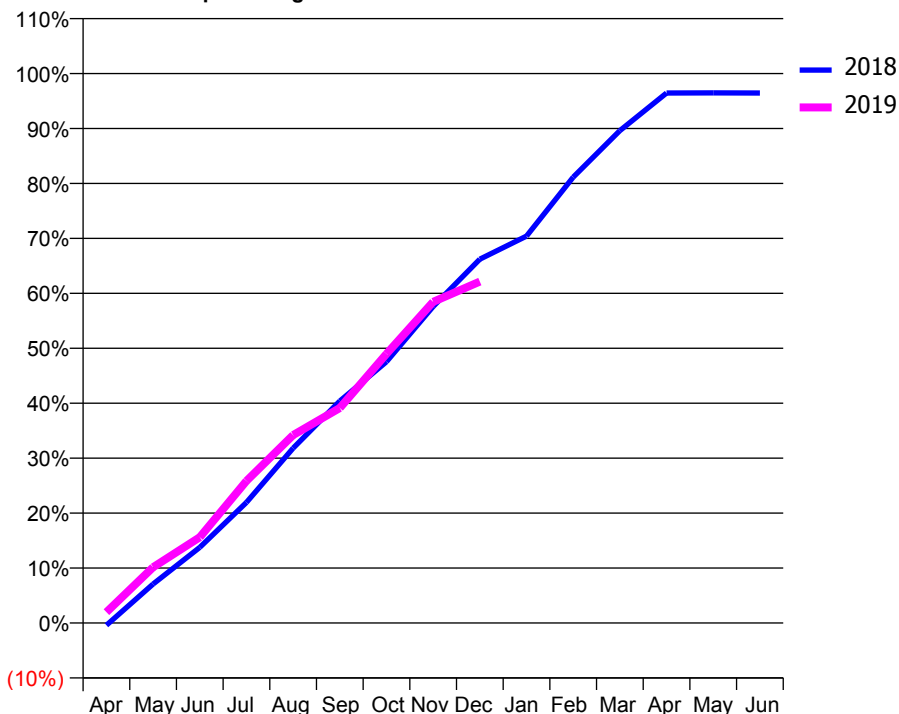
ACCESS*

Patients seen in 24 months	Total	Change since previous quarter
Quarter ending December 2017	1,879	
Quarter ending March 2018	1,887	→
Quarter ending June 2018	1,862	↓
Quarter ending September 2018	1,866	→
Quarter ending December 2018	1,839	↓
Variance since December 2017	(2.1%)	↓



ACTIVITY

Cumulative percentage of contracted UDA delivered 2018 & 2019



Month	Adjusted Scheduled Activity (UDA)	
	2018	2019
April	-29	134
May	481	689
June	933	1,059
July	1,489	1,752
August	2,158	2,319
September	2,738	2,653
October	3,224	3,321
November	3,904	3,962
December	4,489	4,213
January	4,775	
February	5,502	
March	6,076	
April	6,539	
May	6,541	
June	6,539	

QUALITY

	Quantity	Base Number	Contract	AT	Region	England
% of FP17s for the same patient ID Re-attending within 3 months - Children	70	555	12.6%	12.0%	12.3%	11.8%
% of FP17s for the same patient ID Re-attending within 3 months - Adults	206	1,280	16.1%	15.2%	15.8%	15.6%
% of FP17s for the same patient ID Re-attending between 3 & 9 months - Children	322	555	58.0%	58.4%	60.1%	58.8%
% of FP17s for the same patient ID Re-attending between 3 & 9 months - Adults	619	1,280	48.4%	51.4%	53.3%	51.0%
% of FP17s for Band 1 Urgent Courses	124	1,693	7.3%	10.7%	9.0%	9.0%
% of FP17s Relating to Free Repair or Replacements	7	1,693	0.4%	0.9%	1.0%	0.8%
% of FP17s Relating to Continuations	16	1,693	0.9%	0.9%	1.0%	0.9%
% of Patients satisfied with the dentistry they have received	3	3	N/A	94.5%	93.8%	93.2%
% of Patients satisfied with the time they had to wait for an appointment	3	3	N/A	86.4%	89.4%	88.3%

* This is based on patients treated on this contract for their most recent course of treatment. Figures in italics indicate the base number of FP17s or Patient Questionnaire responses are less than 100. N/A is shown where the base number of responses is less than 10 during the period. % is calculated as Quantity/Base number*100

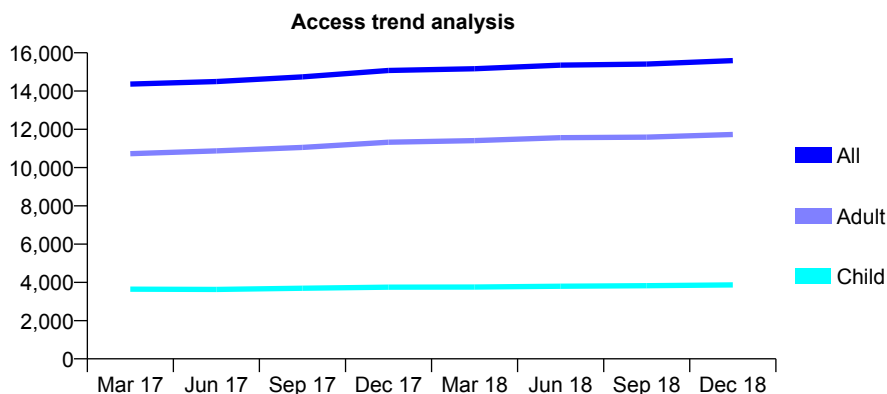
Q47 - Vital Signs At a Glance Contract Report for 649295/0001 - December 2018

Name or company name	MR YM CAMUS
Contract type name	Pilot Contract
Purpose of contract	General and Orthodontic
Contract start date	01/04/2006
Contract end date	

18/19 Contracted general activity (UDA)	55,732
Carry forward general activity (UDA)	0
18/19 Contracted orthodontic activity (UOA)	2,904
Carry forward orthodontic activity (UOA)	0
Baseline contract value	£1,558,975.90

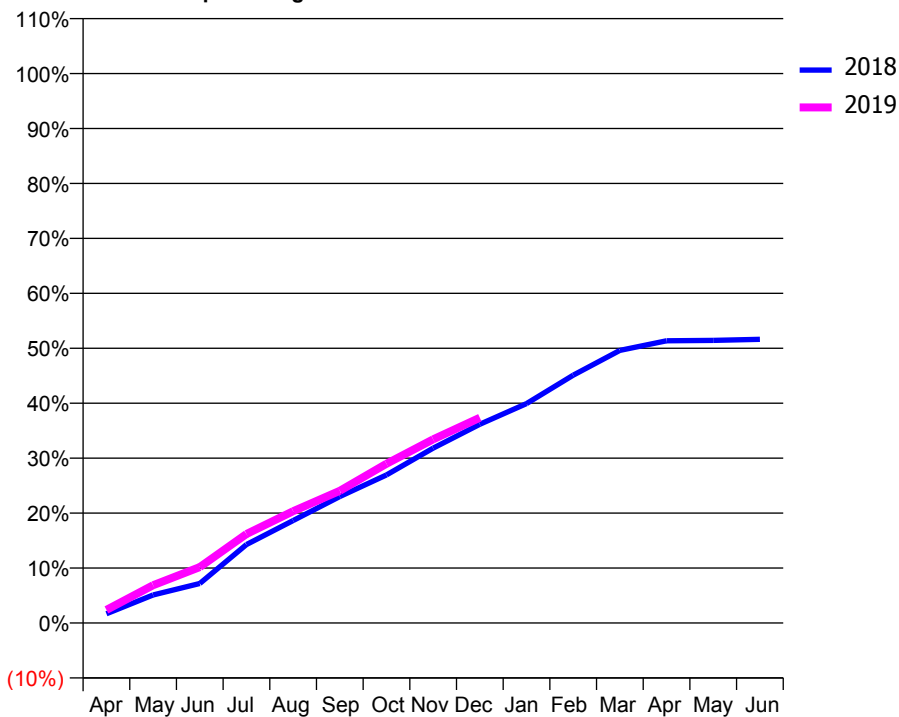
ACCESS*

Patients seen in 24 months	Total	Change since previous quarter
Quarter ending December 2017	15,076	
Quarter ending March 2018	15,165	→
Quarter ending June 2018	15,358	→
Quarter ending September 2018	15,414	→
Quarter ending December 2018	15,594	→
Variance since December 2017	3.4%	↑



ACTIVITY

Cumulative percentage of contracted UDA delivered 2018 & 2019



Month	Adjusted Scheduled Activity (UDA)	
	2018	2019
April	943	1,335
May	2,850	3,833
June	4,007	5,680
July	7,963	9,034
August	10,391	11,336
September	12,828	13,406
October	15,012	16,149
November	17,743	18,628
December	20,152	20,816
January	22,259	
February	25,138	
March	27,649	
April	28,630	
May	28,667	
June	28,773	

QUALITY

	Quantity	Base Number	Contract	AT	Region	England
% of FP17s for the same patient ID Re-attending within 3 months - Children	173	3,152	5.5%	12.0%	12.3%	11.8%
% of FP17s for the same patient ID Re-attending within 3 months - Adults	981	8,862	11.1%	15.2%	15.8%	15.6%
% of FP17s for the same patient ID Re-attending between 3 & 9 months - Children	1,006	3,152	31.9%	58.4%	60.1%	58.8%
% of FP17s for the same patient ID Re-attending between 3 & 9 months - Adults	2,762	8,862	31.2%	51.4%	53.3%	51.0%
% of FP17s for Band 1 Urgent Courses	1,388	11,194	12.4%	10.7%	9.0%	9.0%
% of FP17s Relating to Free Repair or Replacements	69	11,194	0.6%	0.9%	1.0%	0.8%
% of FP17s Relating to Continuations	12	11,194	0.1%	0.9%	1.0%	0.9%
% of Patients satisfied with the dentistry they have received	4	4	N/A	94.5%	93.8%	93.2%
% of Patients satisfied with the time they had to wait for an appointment	1	4	N/A	86.4%	89.4%	88.3%

* This is based on patients treated on this contract for their most recent course of treatment. Figures in italics indicate the base number of FP17s or Patient Questionnaire responses are less than 100. N/A is shown where the base number of responses is less than 10 during the period. % is calculated as Quantity/Base number*100

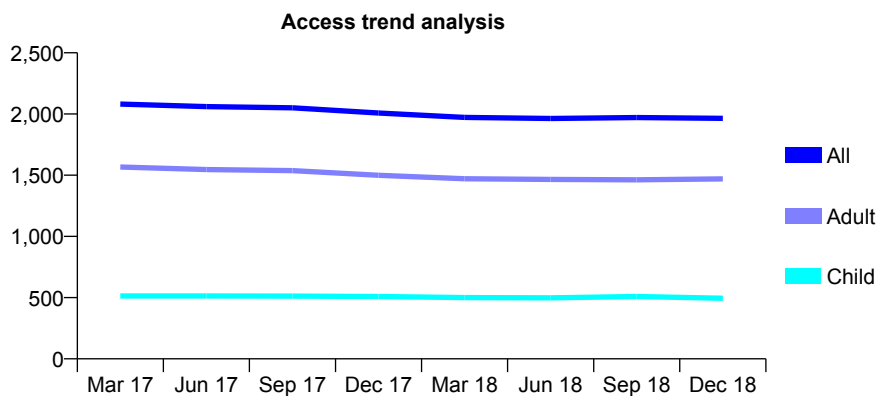
Q47 - Vital Signs At a Glance Contract Report for 652229/0001 - December 2018

Name or company name	MR AK RAO
Contract type name	GDS Contract
Purpose of contract	General
Contract start date	01/04/2006
Contract end date	

18/19 Contracted general activity (UDA)	7,598
Carry forward general activity (UDA)	260
18/19 Contracted orthodontic activity (UOA)	0
Carry forward orthodontic activity (UOA)	0
Baseline contract value	£219,876.38

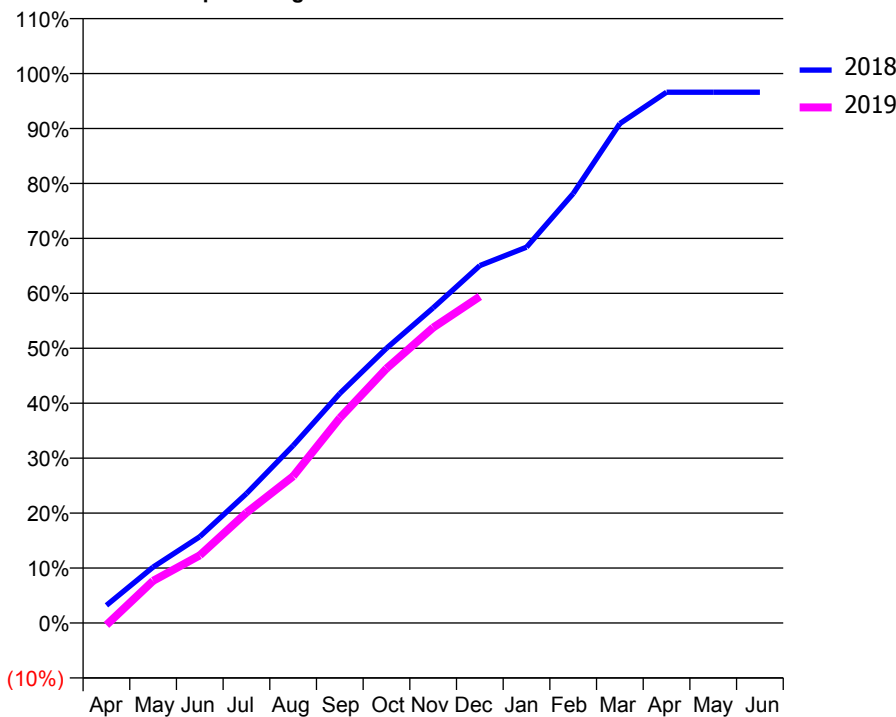
ACCESS*

Patients seen in 24 months	Total	Change since previous quarter
Quarter ending December 2017	2,008	
Quarter ending March 2018	1,972	↓
Quarter ending June 2018	1,964	→
Quarter ending September 2018	1,971	→
Quarter ending December 2018	1,965	→
Variance since December 2017	(2.1%)	↓



ACTIVITY

Cumulative percentage of contracted UDA delivered 2018 & 2019



Month	Adjusted Scheduled Activity (UDA)	
	2018	2019
April	244	-29
May	773	583
June	1,193	936
July	1,789	1,525
August	2,453	2,029
September	3,175	2,835
October	3,799	3,519
November	4,358	4,084
December	4,943	4,515
January	5,196	
February	5,938	
March	6,905	
April	7,338	
May	7,338	
June	7,338	

QUALITY

	Quantity	Base Number	Contract	AT	Region	England
% of FP17s for the same patient ID Re-attending within 3 months - Children	39	410	9.5%	12.0%	12.3%	11.8%
% of FP17s for the same patient ID Re-attending within 3 months - Adults	252	1,324	19.0%	15.2%	15.8%	15.6%
% of FP17s for the same patient ID Re-attending between 3 & 9 months - Children	179	410	43.7%	58.4%	60.1%	58.8%
% of FP17s for the same patient ID Re-attending between 3 & 9 months - Adults	539	1,324	40.7%	51.4%	53.3%	51.0%
% of FP17s for Band 1 Urgent Courses	148	1,619	9.1%	10.7%	9.0%	9.0%
% of FP17s Relating to Free Repair or Replacements	20	1,619	1.2%	0.9%	1.0%	0.8%
% of FP17s Relating to Continuations	41	1,619	2.5%	0.9%	1.0%	0.9%
% of Patients satisfied with the dentistry they have received	1	1	N/A	94.5%	93.8%	93.2%
% of Patients satisfied with the time they had to wait for an appointment	1	1	N/A	86.4%	89.4%	88.3%

* This is based on patients treated on this contract for their most recent course of treatment. Figures in italics indicate the base number of FP17s or Patient Questionnaire responses are less than 100. N/A is shown where the base number of responses is less than 10 during the period. % is calculated as Quantity/Base number*100

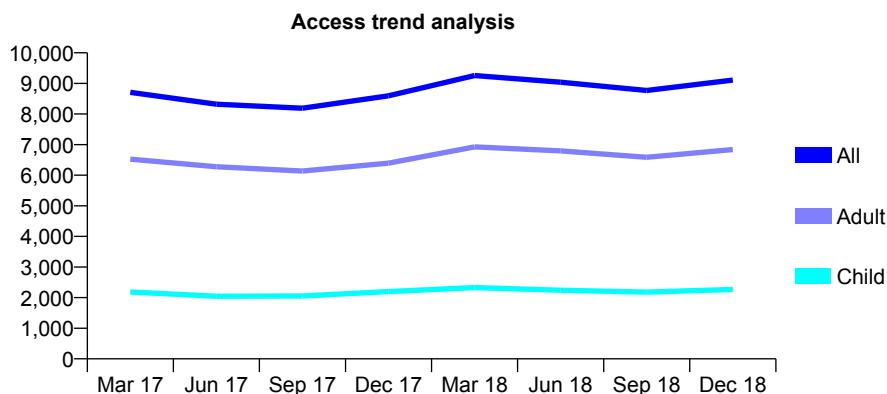
Q47 - Vital Signs At a Glance Contract Report for 653543/0001 - December 2018

Name or company name	MR K POWELL
Contract type name	GDS Contract
Purpose of contract	General
Contract start date	10/07/2006
Contract end date	

18/19 Contracted general activity (UDA)	30,800
Carry forward general activity (UDA)	2,260
18/19 Contracted orthodontic activity (UOA)	0
Carry forward orthodontic activity (UOA)	0
Baseline contract value	£859,585.65

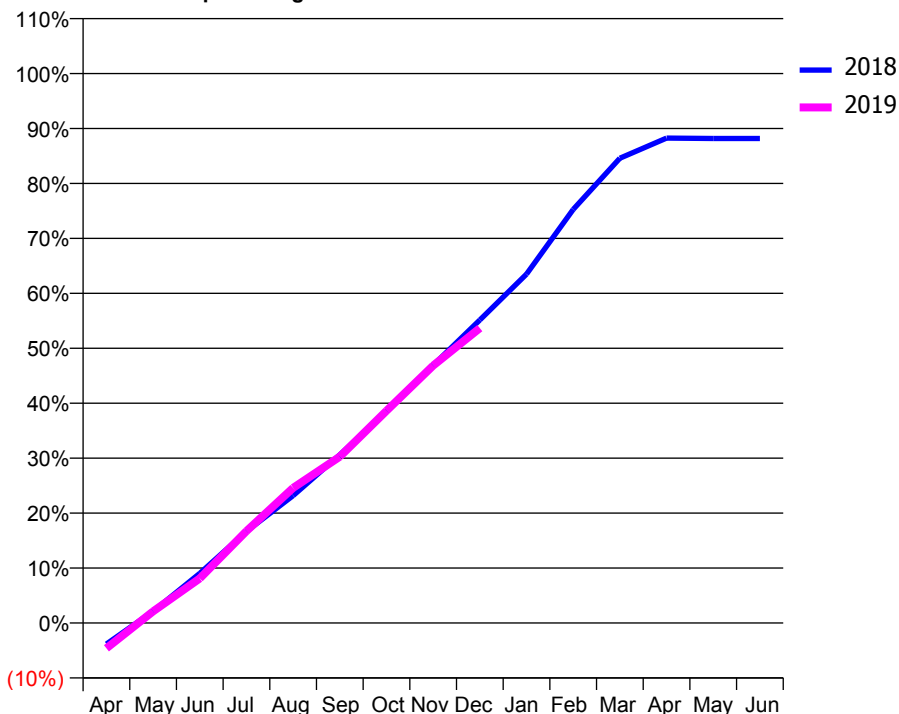
ACCESS*

Patients seen in 24 months	Total	Change since previous quarter
Quarter ending December 2017	8,593	
Quarter ending March 2018	9,255	↑
Quarter ending June 2018	9,038	↓
Quarter ending September 2018	8,770	↓
Quarter ending December 2018	9,107	↑
Variance since December 2017	6.0%	↑



ACTIVITY

Cumulative percentage of contracted UDA delivered 2018 & 2019



Month	Adjusted Scheduled Activity (UDA)	
	2018	2019
April	-1,186	-1,427
May	662	656
June	2,783	2,503
July	5,139	5,154
August	7,145	7,579
September	9,431	9,323
October	11,870	11,897
November	14,451	14,432
December	16,988	16,529
January	19,555	
February	23,185	
March	26,050	
April	27,178	
May	27,157	
June	27,159	

QUALITY

	Quantity	Base Number	Contract	AT	Region	England
% of FP17s for the same patient ID Re-attending within 3 months - Children	761	3,620	21.0%	12.0%	12.3%	11.8%
% of FP17s for the same patient ID Re-attending within 3 months - Adults	1,171	7,473	15.7%	15.2%	15.8%	15.6%
% of FP17s for the same patient ID Re-attending between 3 & 9 months - Children	2,190	3,620	60.5%	58.4%	60.1%	58.8%
% of FP17s for the same patient ID Re-attending between 3 & 9 months - Adults	4,111	7,473	55.0%	51.4%	53.3%	51.0%
% of FP17s for Band 1 Urgent Courses	606	10,516	5.8%	10.7%	9.0%	9.0%
% of FP17s Relating to Free Repair or Replacements	102	10,516	1.0%	0.9%	1.0%	0.8%
% of FP17s Relating to Continuations	177	10,516	1.7%	0.9%	1.0%	0.9%
% of Patients satisfied with the dentistry they have received	6	6	N/A	94.5%	93.8%	93.2%
% of Patients satisfied with the time they had to wait for an appointment	5	6	N/A	86.4%	89.4%	88.3%

* This is based on patients treated on this contract for their most recent course of treatment. Figures in italics indicate the base number of FP17s or Patient Questionnaire responses are less than 100. N/A is shown where the base number of responses is less than 10 during the period. % is calculated as Quantity/Base number*100

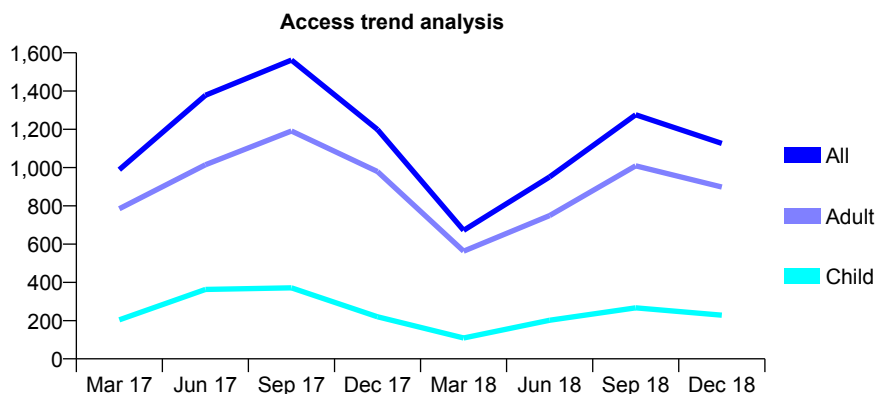
Q47 - Vital Signs At a Glance Contract Report for 653543/0002 - December 2018

Name or company name	MR K POWELL
Contract type name	GDS Contract
Purpose of contract	General
Contract start date	01/06/2013
Contract end date	

18/19 Contracted general activity (UDA)	4,240
Carry forward general activity (UDA)	0
18/19 Contracted orthodontic activity (UOA)	0
Carry forward orthodontic activity (UOA)	0
Baseline contract value	£119,659.61

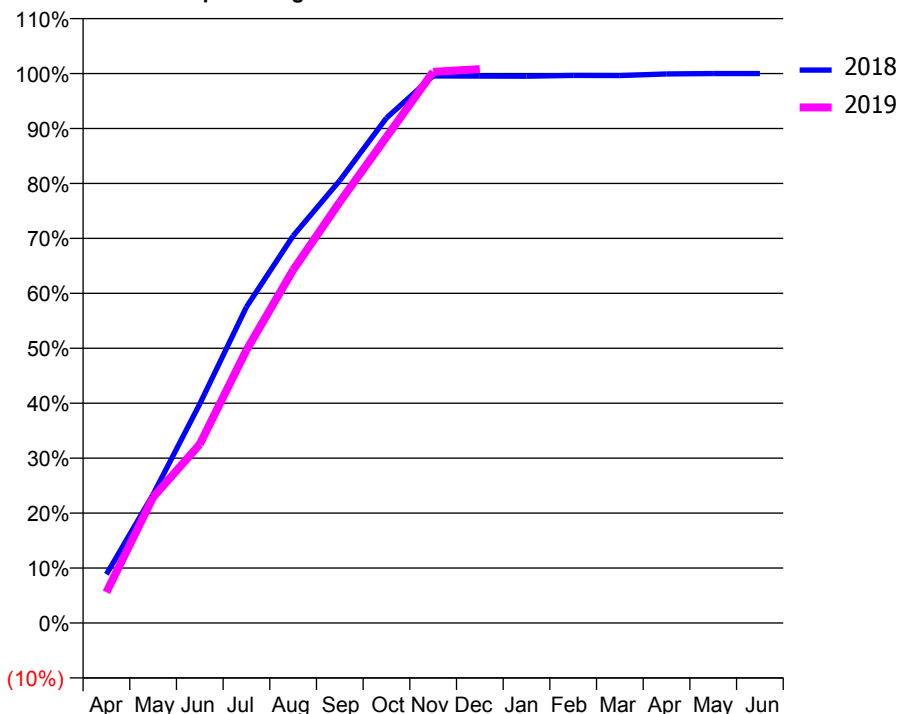
ACCESS*

Patients seen in 24 months	Total	Change since previous quarter
Quarter ending December 2017	1,199	
Quarter ending March 2018	672	↓
Quarter ending June 2018	951	↑
Quarter ending September 2018	1,276	↑
Quarter ending December 2018	1,126	↓
Variance since December 2017	(6.1%)	↓



ACTIVITY

Cumulative percentage of contracted UDA delivered 2018 & 2019



Month	Adjusted Scheduled Activity (UDA)	
	2018	2019
April	376	237
May	992	971
June	1,691	1,379
July	2,439	2,105
August	2,988	2,724
September	3,414	3,249
October	3,897	3,749
November	4,221	4,253
December	4,220	4,274
January	4,219	
February	4,225	
March	4,224	
April	4,237	
May	4,240	
June	4,240	

QUALITY

	Quantity	Base Number	Contract	AT	Region	England
% of FP17s for the same patient ID Re-attending within 3 months - Children	63	470	13.4%	12.0%	12.3%	11.8%
% of FP17s for the same patient ID Re-attending within 3 months - Adults	147	1,284	11.4%	15.2%	15.8%	15.6%
% of FP17s for the same patient ID Re-attending between 3 & 9 months - Children	124	470	26.4%	58.4%	60.1%	58.8%
% of FP17s for the same patient ID Re-attending between 3 & 9 months - Adults	242	1,284	18.8%	51.4%	53.3%	51.0%
% of FP17s for Band 1 Urgent Courses	60	1,750	3.4%	10.7%	9.0%	9.0%
% of FP17s Relating to Free Repair or Replacements	9	1,750	0.5%	0.9%	1.0%	0.8%
% of FP17s Relating to Continuations	37	1,750	2.1%	0.9%	1.0%	0.9%
% of Patients satisfied with the dentistry they have received	0	0	N/A	94.5%	93.8%	93.2%
% of Patients satisfied with the time they had to wait for an appointment	0	0	N/A	86.4%	89.4%	88.3%

* This is based on patients treated on this contract for their most recent course of treatment. Figures in italics indicate the base number of FP17s or Patient Questionnaire responses are less than 100. N/A is shown where the base number of responses is less than 10 during the period. % is calculated as Quantity/Base number*100

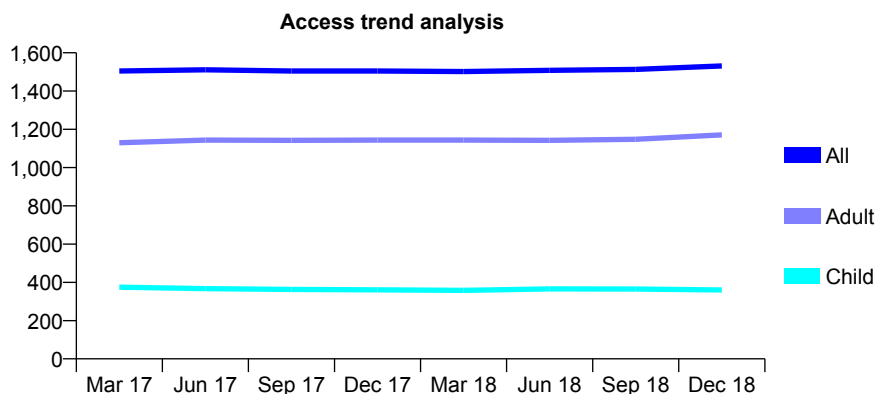
Q47 - Vital Signs At a Glance Contract Report for 674303/0001 - December 2018

Name or company name	MR JH NOWICKI
Contract type name	GDS Contract
Purpose of contract	General
Contract start date	01/04/2006
Contract end date	

18/19 Contracted general activity (UDA)	3,602
Carry forward general activity (UDA)	-72
18/19 Contracted orthodontic activity (UOA)	0
Carry forward orthodontic activity (UOA)	0
Baseline contract value	£87,588.39

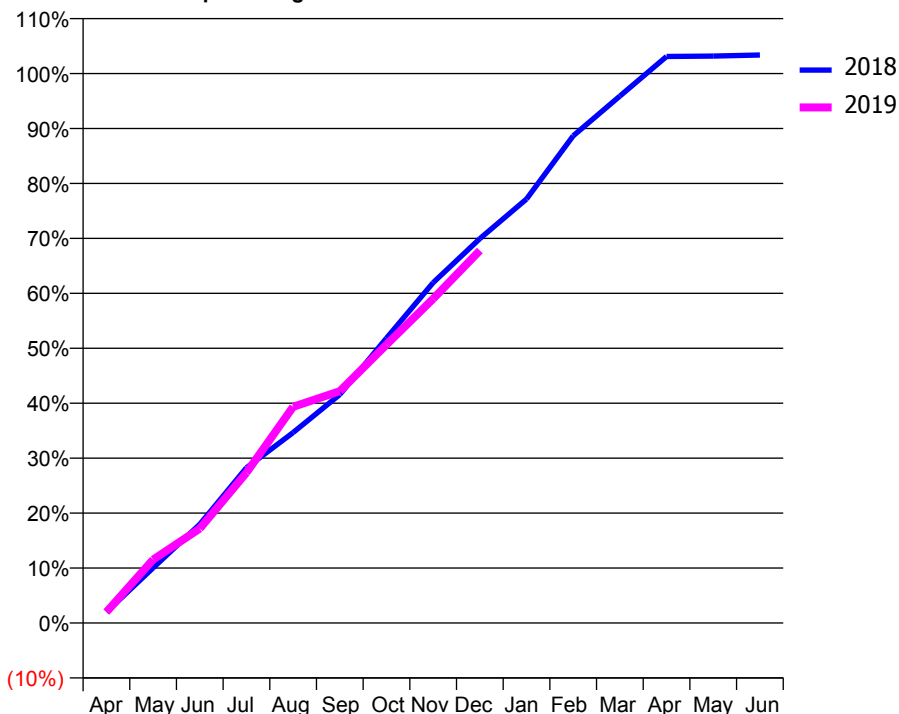
ACCESS*

Patients seen in 24 months	Total	Change since previous quarter
Quarter ending December 2017	1,505	
Quarter ending March 2018	1,502	→
Quarter ending June 2018	1,508	→
Quarter ending September 2018	1,513	→
Quarter ending December 2018	1,531	→
Variance since December 2017	1.7%	→



ACTIVITY

Cumulative percentage of contracted UDA delivered 2018 & 2019



Month	Adjusted Scheduled Activity (UDA)	
	2018	2019
April	72	72
May	362	416
June	647	619
July	1,018	985
August	1,249	1,417
September	1,498	1,520
October	1,867	1,825
November	2,231	2,125
December	2,520	2,442
January	2,780	
February	3,193	
March	3,454	
April	3,714	
May	3,716	
June	3,723	

QUALITY

	Quantity	Base Number	Contract	AT	Region	England
% of FP17s for the same patient ID Re-attending within 3 months - Children	13	351	3.7%	12.0%	12.3%	11.8%
% of FP17s for the same patient ID Re-attending within 3 months - Adults	120	1,149	10.4%	15.2%	15.8%	15.6%
% of FP17s for the same patient ID Re-attending between 3 & 9 months - Children	181	351	51.6%	58.4%	60.1%	58.8%
% of FP17s for the same patient ID Re-attending between 3 & 9 months - Adults	628	1,149	54.7%	51.4%	53.3%	51.0%
% of FP17s for Band 1 Urgent Courses	105	1,346	7.8%	10.7%	9.0%	9.0%
% of FP17s Relating to Free Repair or Replacements	7	1,346	0.5%	0.9%	1.0%	0.8%
% of FP17s Relating to Continuations	4	1,346	0.3%	0.9%	1.0%	0.9%
% of Patients satisfied with the dentistry they have received	4	4	N/A	94.5%	93.8%	93.2%
% of Patients satisfied with the time they had to wait for an appointment	4	4	N/A	86.4%	89.4%	88.3%

* This is based on patients treated on this contract for their most recent course of treatment. Figures in italics indicate the base number of FP17s or Patient Questionnaire responses are less than 100. N/A is shown where the base number of responses is less than 10 during the period. % is calculated as Quantity/Base number*100

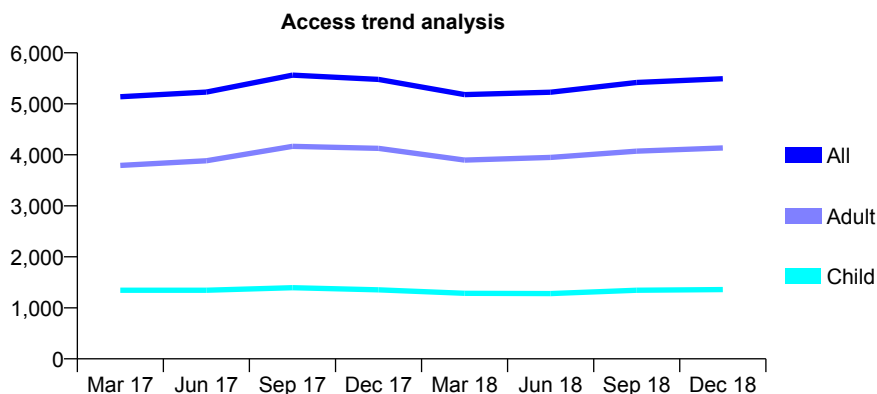
Q47 - Vital Signs At a Glance Contract Report for 675695/0001 - December 2018

Name or company name	MR F PATEL
Contract type name	GDS Contract
Purpose of contract	General
Contract start date	01/04/2006
Contract end date	

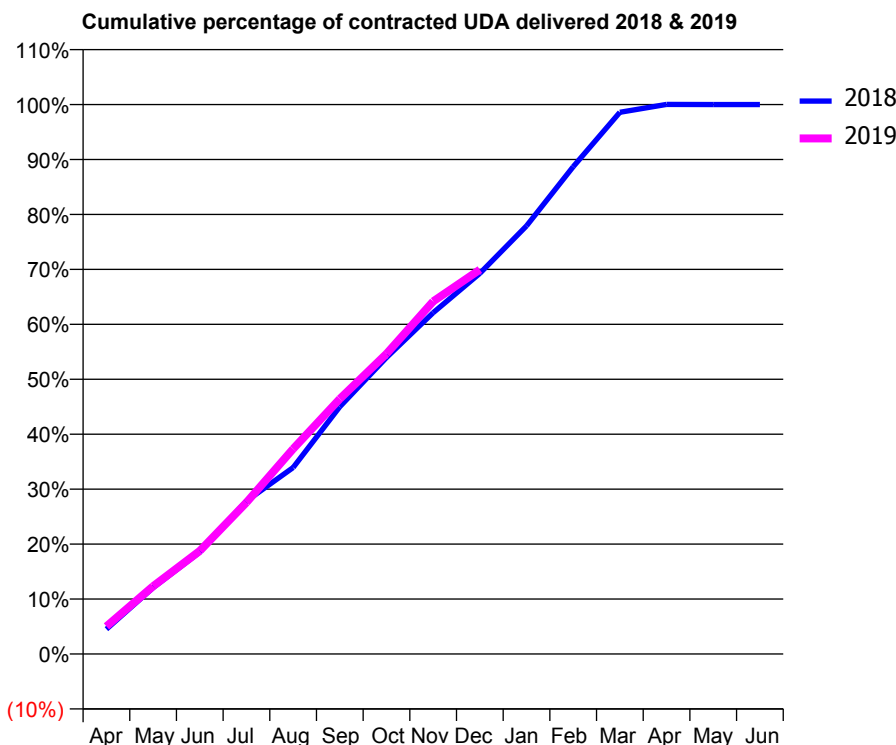
18/19 Contracted general activity (UDA)	16,658
Carry forward general activity (UDA)	0
18/19 Contracted orthodontic activity (UOA)	0
Carry forward orthodontic activity (UOA)	0
Baseline contract value	£394,793.62

ACCESS*

Patients seen in 24 months	Total	Change since previous quarter
Quarter ending December 2017	5,479	
Quarter ending March 2018	5,181	↓
Quarter ending June 2018	5,228	→
Quarter ending September 2018	5,418	↑
Quarter ending December 2018	5,492	→
Variance since December 2017	0.2%	→



ACTIVITY



Month	Adjusted Scheduled Activity (UDA)	
	2018	2019
April	779	837
May	2,075	2,055
June	3,190	3,128
July	4,789	4,593
August	5,836	6,217
September	7,739	7,735
October	9,280	9,103
November	10,683	10,692
December	11,913	11,654
January	13,402	
February	15,253	
March	16,956	
April	17,204	
May	17,201	
June	17,201	

QUALITY

	Quantity	Base Number	Contract	AT	Region	England
% of FP17s for the same patient ID Re-attending within 3 months - Children	126	1,455	8.7%	12.0%	12.3%	11.8%
% of FP17s for the same patient ID Re-attending within 3 months - Adults	539	4,055	13.3%	15.2%	15.8%	15.6%
% of FP17s for the same patient ID Re-attending between 3 & 9 months - Children	765	1,455	52.6%	58.4%	60.1%	58.8%
% of FP17s for the same patient ID Re-attending between 3 & 9 months - Adults	2,029	4,055	50.0%	51.4%	53.3%	51.0%
% of FP17s for Band 1 Urgent Courses	519	5,441	9.5%	10.7%	9.0%	9.0%
% of FP17s Relating to Free Repair or Replacements	66	5,441	1.2%	0.9%	1.0%	0.8%
% of FP17s Relating to Continuations	5	5,441	0.1%	0.9%	1.0%	0.9%
% of Patients satisfied with the dentistry they have received	2	2	N/A	94.5%	93.8%	93.2%
% of Patients satisfied with the time they had to wait for an appointment	2	2	N/A	86.4%	89.4%	88.3%

* This is based on patients treated on this contract for their most recent course of treatment. Figures in italics indicate the base number of FP17s or Patient Questionnaire responses are less than 100. N/A is shown where the base number of responses is less than 10 during the period. % is calculated as Quantity/Base number*100

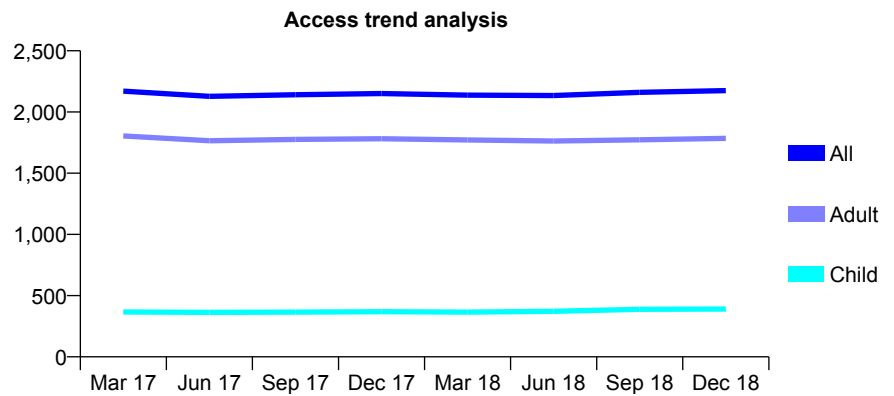
Q47 - Vital Signs At a Glance Contract Report for 675733/0001 - December 2018

Name or company name	MR M DUNKOW
Contract type name	GDS Contract
Purpose of contract	General
Contract start date	01/04/2006
Contract end date	

18/19 Contracted general activity (UDA)	7,200
Carry forward general activity (UDA)	-107
18/19 Contracted orthodontic activity (UOA)	0
Carry forward orthodontic activity (UOA)	0
Baseline contract value	£260,167.90

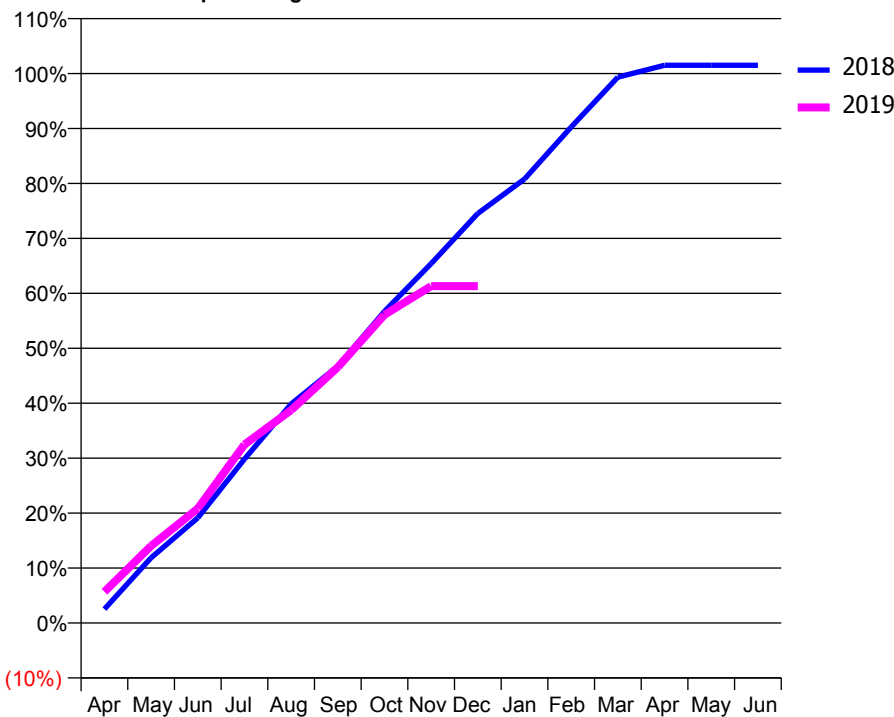
ACCESS*

Patients seen in 24 months	Total	Change since previous quarter
Quarter ending December 2017	2,151	
Quarter ending March 2018	2,138	→
Quarter ending June 2018	2,135	→
Quarter ending September 2018	2,161	→
Quarter ending December 2018	2,175	→
Variance since December 2017	1.1%	→



ACTIVITY

Cumulative percentage of contracted UDA delivered 2018 & 2019



Month	Adjusted Scheduled Activity (UDA)	
	2018	2019
April	182	410
May	856	1,011
June	1,378	1,500
July	2,148	2,338
August	2,871	2,790
September	3,365	3,353
October	4,084	4,039
November	4,709	4,414
December	5,367	4,414
January	5,818	
February	6,498	
March	7,152	
April	7,307	
May	7,307	
June	7,307	

QUALITY

	Quantity	Base Number	Contract	AT	Region	England
% of FP17s for the same patient ID Re-attending within 3 months - Children	17	393	4.3%	12.0%	12.3%	11.8%
% of FP17s for the same patient ID Re-attending within 3 months - Adults	179	1,713	10.4%	15.2%	15.8%	15.6%
% of FP17s for the same patient ID Re-attending between 3 & 9 months - Children	262	393	66.7%	58.4%	60.1%	58.8%
% of FP17s for the same patient ID Re-attending between 3 & 9 months - Adults	941	1,713	54.9%	51.4%	53.3%	51.0%
% of FP17s for Band 1 Urgent Courses	102	2,038	5.0%	10.7%	9.0%	9.0%
% of FP17s Relating to Free Repair or Replacements	17	2,038	0.8%	0.9%	1.0%	0.8%
% of FP17s Relating to Continuations	8	2,038	0.4%	0.9%	1.0%	0.9%
% of Patients satisfied with the dentistry they have received	2	2	N/A	94.5%	93.8%	93.2%
% of Patients satisfied with the time they had to wait for an appointment	2	2	N/A	86.4%	89.4%	88.3%

* This is based on patients treated on this contract for their most recent course of treatment. Figures in italics indicate the base number of FP17s or Patient Questionnaire responses are less than 100. N/A is shown where the base number of responses is less than 10 during the period. % is calculated as Quantity/Base number*100

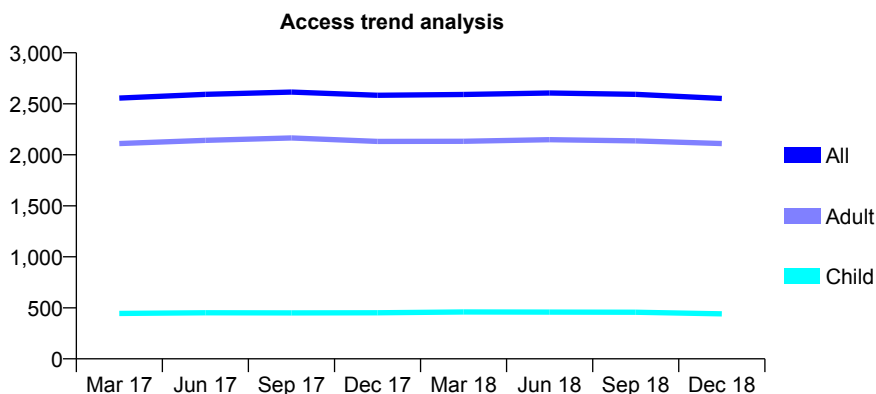
Q47 - Vital Signs At a Glance Contract Report for 675830/0001 - December 2018

Name or company name	MR JL COOPER
Contract type name	GDS Contract
Purpose of contract	General
Contract start date	01/04/2006
Contract end date	

18/19 Contracted general activity (UDA)	7,034
Carry forward general activity (UDA)	-141
18/19 Contracted orthodontic activity (UOA)	0
Carry forward orthodontic activity (UOA)	0
Baseline contract value	£260,167.90

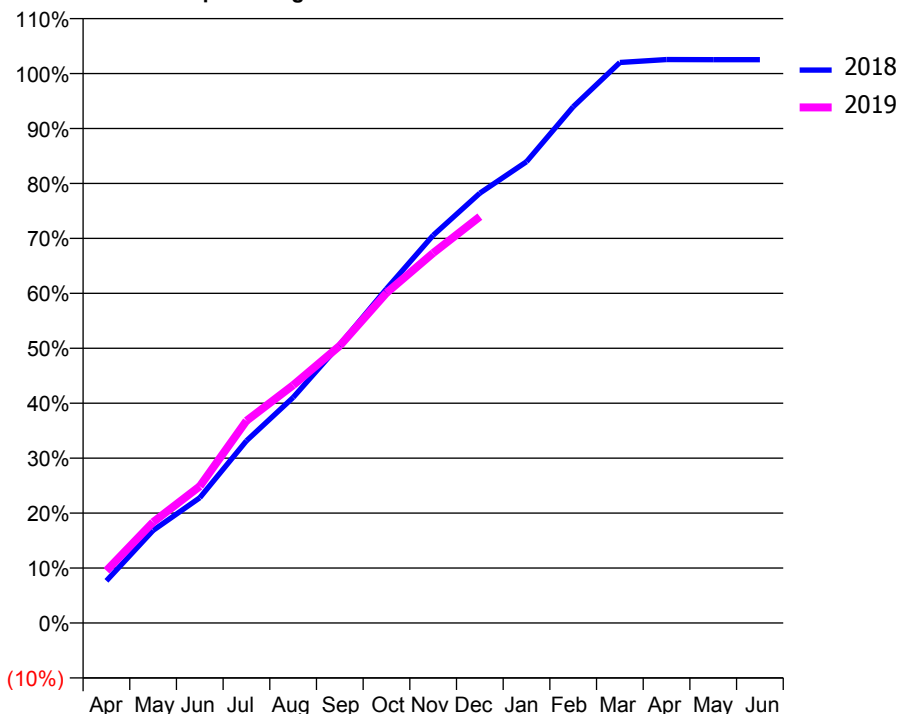
ACCESS*

Patients seen in 24 months	Total	Change since previous quarter
Quarter ending December 2017	2,584	
Quarter ending March 2018	2,592	→
Quarter ending June 2018	2,606	→
Quarter ending September 2018	2,593	→
Quarter ending December 2018	2,552	↓
Variance since December 2017	(1.2%)	↓



ACTIVITY

Cumulative percentage of contracted UDA delivered 2018 & 2019



Month	Adjusted Scheduled Activity (UDA)	
	2018	2019
April	540	671
May	1,186	1,291
June	1,604	1,751
July	2,333	2,589
August	2,888	3,045
September	3,564	3,549
October	4,278	4,225
November	4,962	4,736
December	5,503	5,201
January	5,906	
February	6,608	
March	7,175	
April	7,213	
May	7,210	
June	7,210	

QUALITY

	Quantity	Base Number	Contract	AT	Region	England
% of FP17s for the same patient ID Re-attending within 3 months - Children	13	471	2.8%	12.0%	12.3%	11.8%
% of FP17s for the same patient ID Re-attending within 3 months - Adults	173	2,188	7.9%	15.2%	15.8%	15.6%
% of FP17s for the same patient ID Re-attending between 3 & 9 months - Children	354	471	75.2%	58.4%	60.1%	58.8%
% of FP17s for the same patient ID Re-attending between 3 & 9 months - Adults	1,382	2,188	63.2%	51.4%	53.3%	51.0%
% of FP17s for Band 1 Urgent Courses	157	2,630	6.0%	10.7%	9.0%	9.0%
% of FP17s Relating to Free Repair or Replacements	6	2,630	0.2%	0.9%	1.0%	0.8%
% of FP17s Relating to Continuations	19	2,630	0.7%	0.9%	1.0%	0.9%
% of Patients satisfied with the dentistry they have received	0	0	N/A	94.5%	93.8%	93.2%
% of Patients satisfied with the time they had to wait for an appointment	0	0	N/A	86.4%	89.4%	88.3%

* This is based on patients treated on this contract for their most recent course of treatment. Figures in italics indicate the base number of FP17s or Patient Questionnaire responses are less than 100. N/A is shown where the base number of responses is less than 10 during the period. % is calculated as Quantity/Base number*100

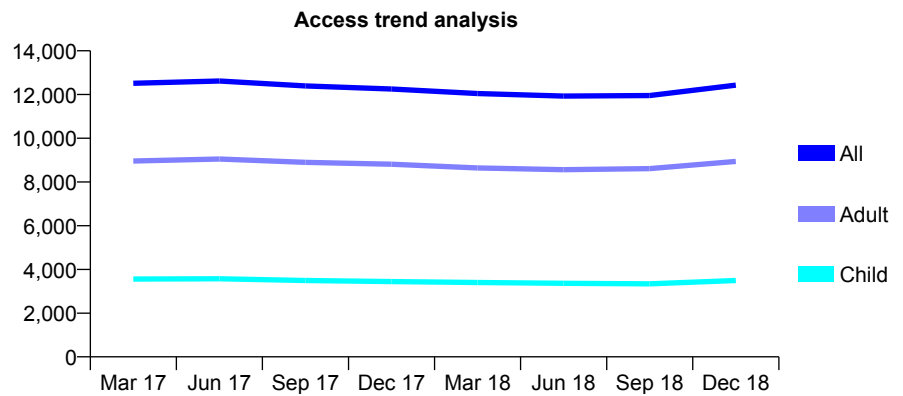
Q47 - Vital Signs At a Glance Contract Report for 676209/0001 - December 2018

Name or company name	MR SL MORGAN
Contract type name	GDS Contract
Purpose of contract	General and Orthodontic
Contract start date	01/04/2006
Contract end date	

18/19 Contracted general activity (UDA)	38,336
Carry forward general activity (UDA)	2,970
18/19 Contracted orthodontic activity (UOA)	6,289
Carry forward orthodontic activity (UOA)	129
Baseline contract value	£1,416,080.83

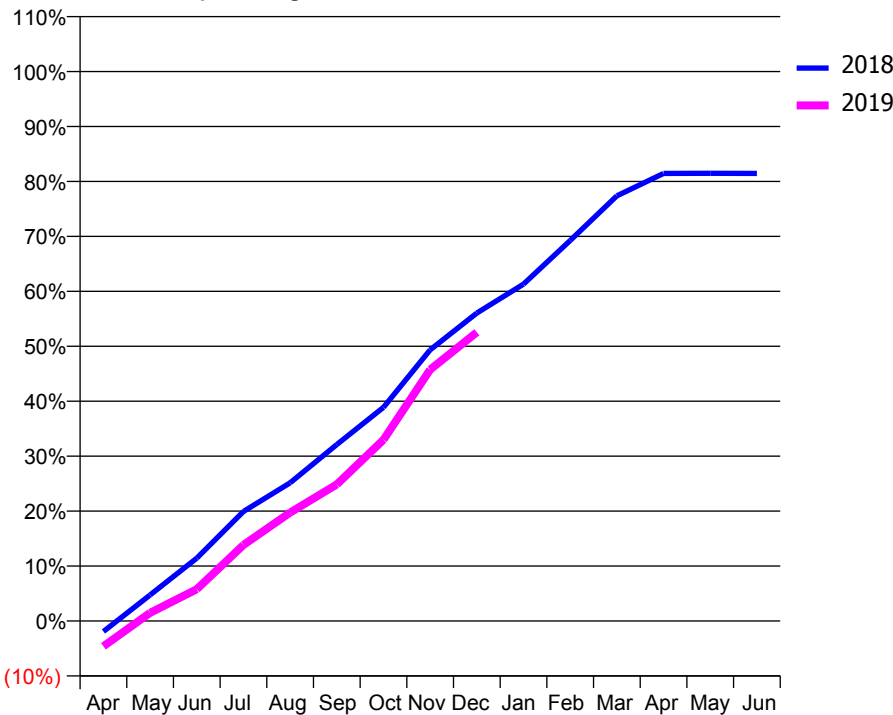
ACCESS*

Patients seen in 24 months	Total	Change since previous quarter
Quarter ending December 2017	12,253	
Quarter ending March 2018	12,046	↓
Quarter ending June 2018	11,930	→
Quarter ending September 2018	11,952	→
Quarter ending December 2018	12,431	↑
Variance since December 2017	1.5%	→



ACTIVITY

Cumulative percentage of contracted UDA delivered 2018 & 2019



Month	Adjusted Scheduled Activity (UDA)	
	2018	2019
April	-741	-1,772
May	1,815	570
June	4,390	2,219
July	7,646	5,303
August	9,640	7,572
September	12,311	9,535
October	14,906	12,646
November	18,921	17,543
December	21,487	20,146
January	23,500	
February	26,543	
March	29,665	
April	31,227	
May	31,235	
June	31,224	

QUALITY

	Quantity	Base Number	Contract	AT	Region	England
% of FP17s for the same patient ID Re-attending within 3 months - Children	424	4,510	9.4%	12.0%	12.3%	11.8%
% of FP17s for the same patient ID Re-attending within 3 months - Adults	1,285	9,403	13.7%	15.2%	15.8%	15.6%
% of FP17s for the same patient ID Re-attending between 3 & 9 months - Children	2,581	4,510	57.2%	58.4%	60.1%	58.8%
% of FP17s for the same patient ID Re-attending between 3 & 9 months - Adults	5,230	9,403	55.6%	51.4%	53.3%	51.0%
% of FP17s for Band 1 Urgent Courses	862	11,774	7.3%	10.7%	9.0%	9.0%
% of FP17s Relating to Free Repair or Replacements	140	11,774	1.2%	0.9%	1.0%	0.8%
% of FP17s Relating to Continuations	126	11,774	1.1%	0.9%	1.0%	0.9%
% of Patients satisfied with the dentistry they have received	6	7	N/A	94.5%	93.8%	93.2%
% of Patients satisfied with the time they had to wait for an appointment	3	7	N/A	86.4%	89.4%	88.3%

* This is based on patients treated on this contract for their most recent course of treatment. Figures in italics indicate the base number of FP17s or Patient Questionnaire responses are less than 100. N/A is shown where the base number of responses is less than 10 during the period. % is calculated as Quantity/Base number*100

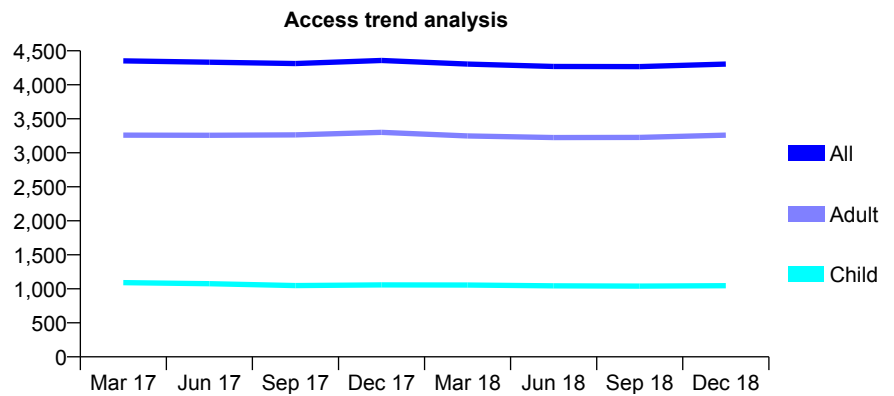
Q47 - Vital Signs At a Glance Contract Report for 676306/0001 - December 2018

Name or company name	MR BS AARON
Contract type name	GDS Contract
Purpose of contract	General
Contract start date	01/04/2006
Contract end date	

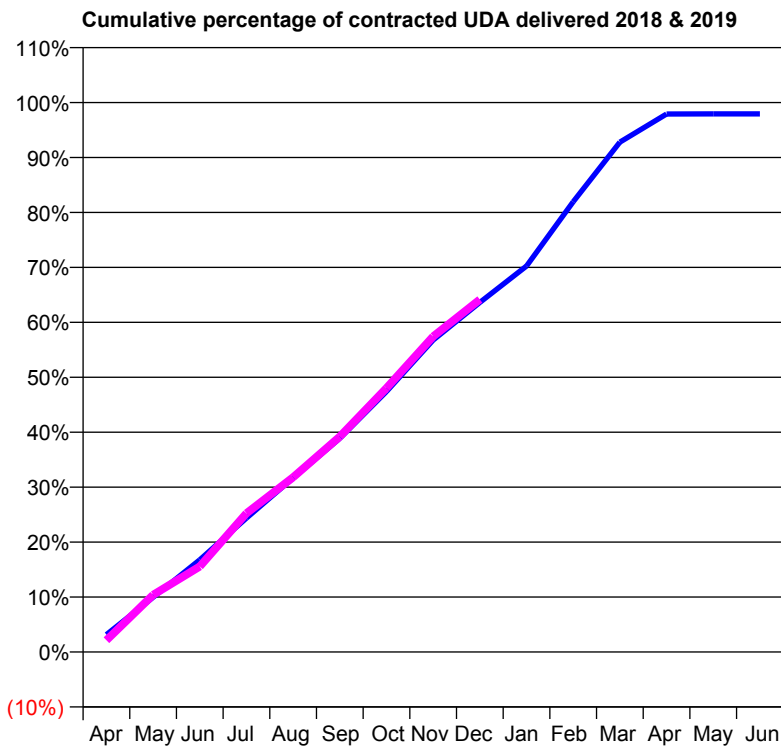
18/19 Contracted general activity (UDA)	12,200
Carry forward general activity (UDA)	253
18/19 Contracted orthodontic activity (UOA)	0
Carry forward orthodontic activity (UOA)	0
Baseline contract value	£389,858.37

ACCESS*

Patients seen in 24 months	Total	Change since previous quarter
Quarter ending December 2017	4,358	
Quarter ending March 2018	4,304	↓
Quarter ending June 2018	4,269	→
Quarter ending September 2018	4,267	→
Quarter ending December 2018	4,305	→
Variance since December 2017	(1.2%)	↓



ACTIVITY



Month	Adjusted Scheduled Activity (UDA)	
	2018	2019
April	386	261
May	1,216	1,268
June	2,048	1,900
July	2,973	3,079
August	3,864	3,881
September	4,744	4,784
October	5,784	5,860
November	6,926	7,007
December	7,762	7,825
January	8,570	
February	9,995	
March	11,319	
April	11,945	
May	11,946	
June	11,947	

QUALITY

	Quantity	Base Number	Contract	AT	Region	England
% of FP17s for the same patient ID Re-attending within 3 months - Children	104	1,339	7.8%	12.0%	12.3%	11.8%
% of FP17s for the same patient ID Re-attending within 3 months - Adults	312	3,627	8.6%	15.2%	15.8%	15.6%
% of FP17s for the same patient ID Re-attending between 3 & 9 months - Children	916	1,339	68.4%	58.4%	60.1%	58.8%
% of FP17s for the same patient ID Re-attending between 3 & 9 months - Adults	2,566	3,627	70.7%	51.4%	53.3%	51.0%
% of FP17s for Band 1 Urgent Courses	257	4,707	5.5%	10.7%	9.0%	9.0%
% of FP17s Relating to Free Repair or Replacements	39	4,707	0.8%	0.9%	1.0%	0.8%
% of FP17s Relating to Continuations	15	4,707	0.3%	0.9%	1.0%	0.9%
% of Patients satisfied with the dentistry they have received	5	5	N/A	94.5%	93.8%	93.2%
% of Patients satisfied with the time they had to wait for an appointment	5	5	N/A	86.4%	89.4%	88.3%

* This is based on patients treated on this contract for their most recent course of treatment. Figures in italics indicate the base number of FP17s or Patient Questionnaire responses are less than 100. N/A is shown where the base number of responses is less than 10 during the period. % is calculated as Quantity/Base number*100

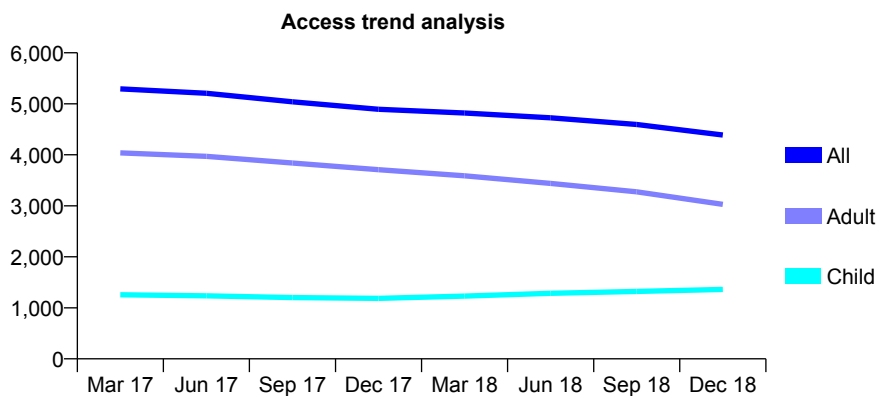
Q47 - Vital Signs At a Glance Contract Report for 676659/0001 - December 2018

Name or company name	Dr Abraham Hussain Malik
Contract type name	GDS Contract
Purpose of contract	General
Contract start date	01/04/2006
Contract end date	

18/19 Contracted general activity (UDA)	14,620
Carry forward general activity (UDA)	174
18/19 Contracted orthodontic activity (UOA)	0
Carry forward orthodontic activity (UOA)	0
Baseline contract value	£428,046.47

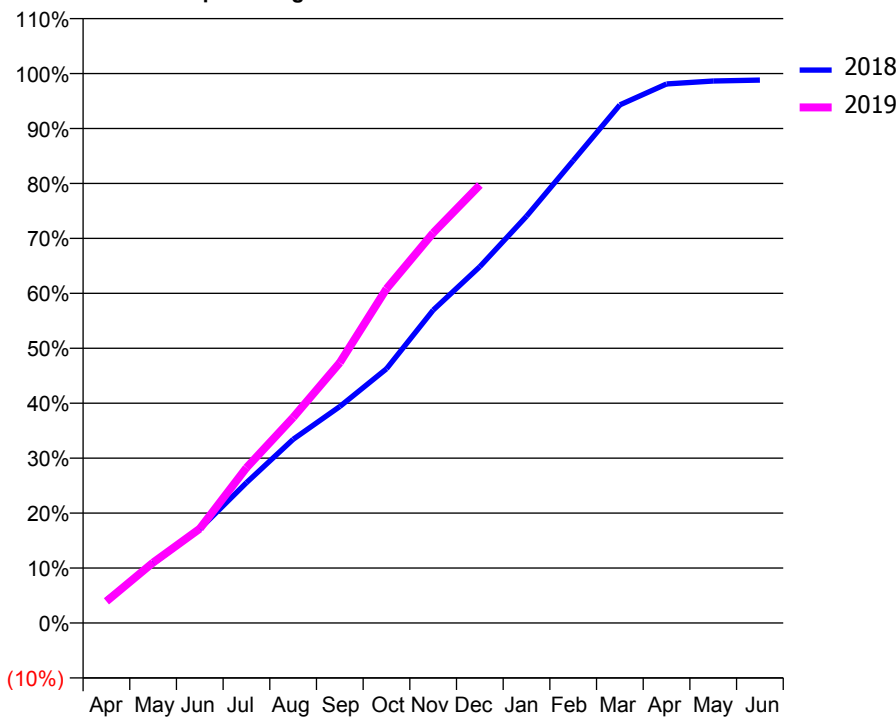
ACCESS*

Patients seen in 24 months	Total	Change since previous quarter
Quarter ending December 2017	4,894	
Quarter ending March 2018	4,820	↓
Quarter ending June 2018	4,725	↓
Quarter ending September 2018	4,596	↓
Quarter ending December 2018	4,389	↓
Variance since December 2017	(10.3%)	↓



ACTIVITY

Cumulative percentage of contracted UDA delivered 2018 & 2019



Month	Adjusted Scheduled Activity (UDA)	
	2018	2019
April	611	576
May	1,579	1,610
June	2,502	2,512
July	3,734	4,133
August	4,889	5,469
September	5,759	6,927
October	6,765	8,894
November	8,325	10,378
December	9,480	11,652
January	10,823	
February	12,303	
March	13,784	
April	14,341	
May	14,422	
June	14,446	

QUALITY

	Quantity	Base Number	Contract	AT	Region	England
% of FP17s for the same patient ID Re-attending within 3 months - Children	159	1,645	9.7%	12.0%	12.3%	11.8%
% of FP17s for the same patient ID Re-attending within 3 months - Adults	537	2,211	24.3%	15.2%	15.8%	15.6%
% of FP17s for the same patient ID Re-attending between 3 & 9 months - Children	818	1,645	49.7%	58.4%	60.1%	58.8%
% of FP17s for the same patient ID Re-attending between 3 & 9 months - Adults	715	2,211	32.3%	51.4%	53.3%	51.0%
% of FP17s for Band 1 Urgent Courses	493	3,674	13.4%	10.7%	9.0%	9.0%
% of FP17s Relating to Free Repair or Replacements	10	3,674	0.3%	0.9%	1.0%	0.8%
% of FP17s Relating to Continuations	111	3,674	3.0%	0.9%	1.0%	0.9%
% of Patients satisfied with the dentistry they have received	3	3	N/A	94.5%	93.8%	93.2%
% of Patients satisfied with the time they had to wait for an appointment	2	3	N/A	86.4%	89.4%	88.3%

* This is based on patients treated on this contract for their most recent course of treatment. Figures in italics indicate the base number of FP17s or Patient Questionnaire responses are less than 100. N/A is shown where the base number of responses is less than 10 during the period. % is calculated as Quantity/Base number*100

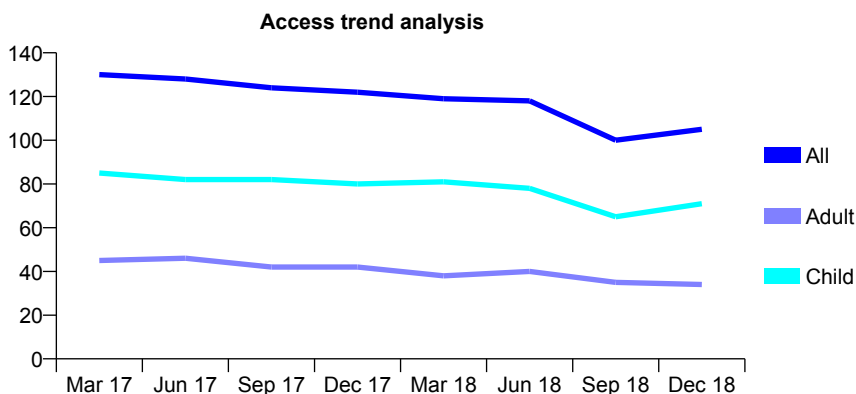
Q47 - Vital Signs At a Glance Contract Report for 677612/0001 - December 2018

Name or company name	MR S ALLAN
Contract type name	GDS Contract
Purpose of contract	General
Contract start date	01/04/2006
Contract end date	

18/19 Contracted general activity (UDA)	400
Carry forward general activity (UDA)	0
18/19 Contracted orthodontic activity (UOA)	0
Carry forward orthodontic activity (UOA)	0
Baseline contract value	£9,260.65

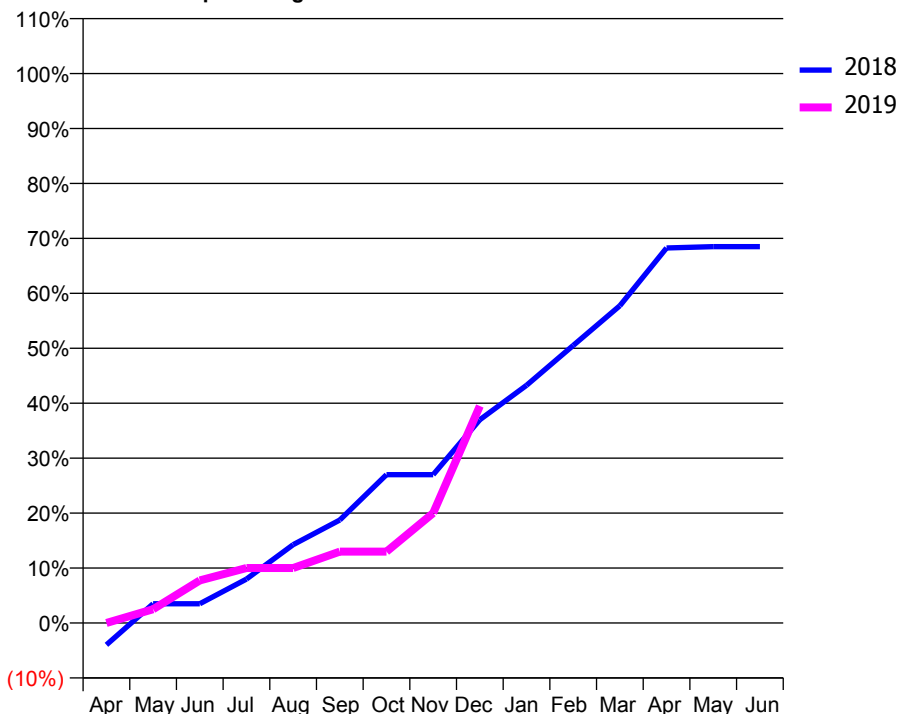
ACCESS*

Patients seen in 24 months	Total	Change since previous quarter
Quarter ending December 2017	122	
Quarter ending March 2018	119	↓
Quarter ending June 2018	118	→
Quarter ending September 2018	100	↓
Quarter ending December 2018	105	↑
Variance since December 2017	(13.9%)	↓



ACTIVITY

Cumulative percentage of contracted UDA delivered 2018 & 2019



Month	Adjusted Scheduled Activity (UDA)	
	2018	2019
April	-16	0
May	14	10
June	14	31
July	32	40
August	57	40
September	75	52
October	108	52
November	108	80
December	148	158
January	173	
February	202	
March	231	
April	273	
May	274	
June	274	

QUALITY

	Quantity	Base Number	Contract	AT	Region	England
% of FP17s for the same patient ID Re-attending within 3 months - Children	2	77	2.6%	12.0%	12.3%	11.8%
% of FP17s for the same patient ID Re-attending within 3 months - Adults	2	17	11.8%	15.2%	15.8%	15.6%
% of FP17s for the same patient ID Re-attending between 3 & 9 months - Children	40	77	51.9%	58.4%	60.1%	58.8%
% of FP17s for the same patient ID Re-attending between 3 & 9 months - Adults	10	17	58.8%	51.4%	53.3%	51.0%
% of FP17s for Band 1 Urgent Courses	0	84	0.0%	10.7%	9.0%	9.0%
% of FP17s Relating to Free Repair or Replacements	0	84	0.0%	0.9%	1.0%	0.8%
% of FP17s Relating to Continuations	0	84	0.0%	0.9%	1.0%	0.9%
% of Patients satisfied with the dentistry they have received	0	0	N/A	94.5%	93.8%	93.2%
% of Patients satisfied with the time they had to wait for an appointment	0	0	N/A	86.4%	89.4%	88.3%

* This is based on patients treated on this contract for their most recent course of treatment. Figures in italics indicate the base number of FP17s or Patient Questionnaire responses are less than 100. N/A is shown where the base number of responses is less than 10 during the period. % is calculated as Quantity/Base number*100

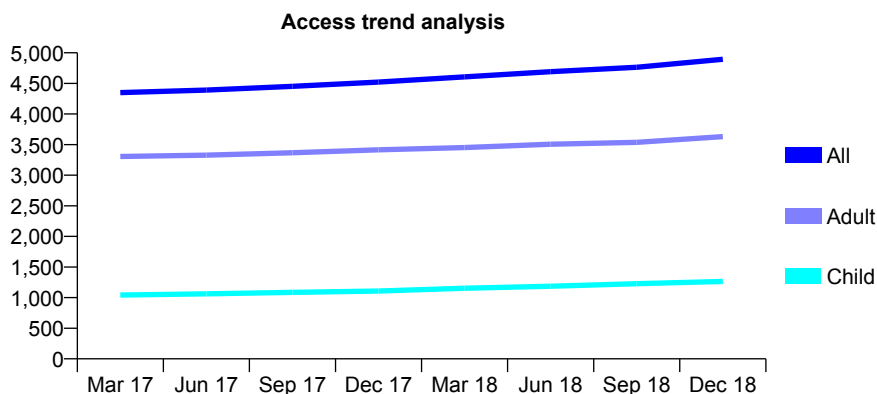
Q47 - Vital Signs At a Glance Contract Report for 679313/0001 - December 2018

Name or company name	MR CS WONG
Contract type name	GDS Contract
Purpose of contract	General
Contract start date	01/06/2008
Contract end date	

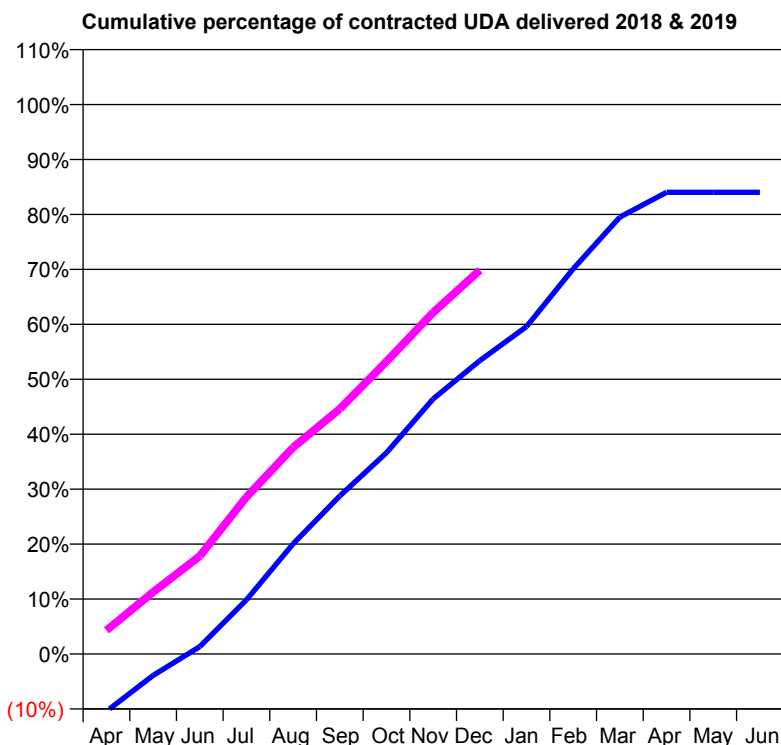
18/19 Contracted general activity (UDA)	16,856
Carry forward general activity (UDA)	0
18/19 Contracted orthodontic activity (UOA)	0
Carry forward orthodontic activity (UOA)	0
Baseline contract value	£520,131.42

ACCESS*

Patients seen in 24 months	Total	Change since previous quarter
Quarter ending December 2017	4,522	
Quarter ending March 2018	4,607	→
Quarter ending June 2018	4,692	→
Quarter ending September 2018	4,763	→
Quarter ending December 2018	4,895	↑
Variance since December 2017	8.2%	↑



ACTIVITY



Month	Adjusted Scheduled Activity (UDA)	
	2018	2019
April	-1,759	728
May	-659	1,902
June	228	3,005
July	1,664	4,818
August	3,382	6,338
September	4,850	7,519
October	6,174	8,973
November	7,828	10,478
December	8,999	11,776
January	10,044	
February	11,817	
March	13,403	
April	14,164	
May	14,165	
June	14,165	

QUALITY

	Quantity	Base Number	Contract	AT	Region	England
% of FP17s for the same patient ID Re-attending within 3 months - Children	129	1,456	8.9%	12.0%	12.3%	11.8%
% of FP17s for the same patient ID Re-attending within 3 months - Adults	801	4,553	17.6%	15.2%	15.8%	15.6%
% of FP17s for the same patient ID Re-attending between 3 & 9 months - Children	900	1,456	61.8%	58.4%	60.1%	58.8%
% of FP17s for the same patient ID Re-attending between 3 & 9 months - Adults	2,951	4,553	64.8%	51.4%	53.3%	51.0%
% of FP17s for Band 1 Urgent Courses	421	5,700	7.4%	10.7%	9.0%	9.0%
% of FP17s Relating to Free Repair or Replacements	32	5,700	0.6%	0.9%	1.0%	0.8%
% of FP17s Relating to Continuations	148	5,700	2.6%	0.9%	1.0%	0.9%
% of Patients satisfied with the dentistry they have received	3	3	N/A	94.5%	93.8%	93.2%
% of Patients satisfied with the time they had to wait for an appointment	1	3	N/A	86.4%	89.4%	88.3%

* This is based on patients treated on this contract for their most recent course of treatment. Figures in italics indicate the base number of FP17s or Patient Questionnaire responses are less than 100. N/A is shown where the base number of responses is less than 10 during the period. % is calculated as Quantity/Base number*100

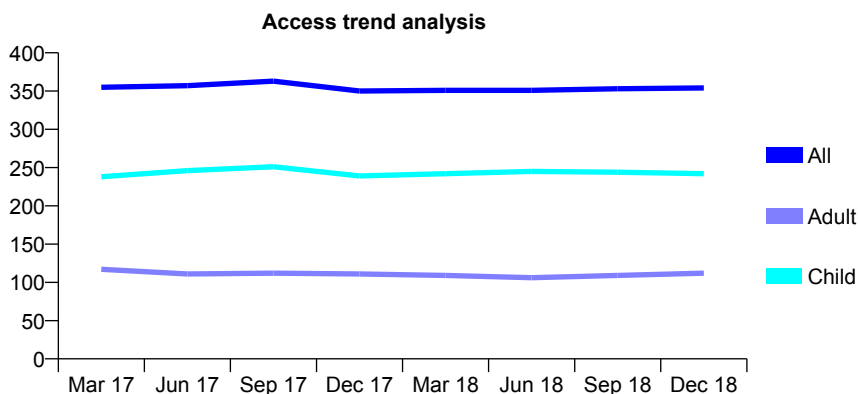
Q47 - Vital Signs At a Glance Contract Report for 680214/0001 - December 2018

Name or company name	MR JA SILCOX
Contract type name	GDS Contract
Purpose of contract	General
Contract start date	01/04/2008
Contract end date	

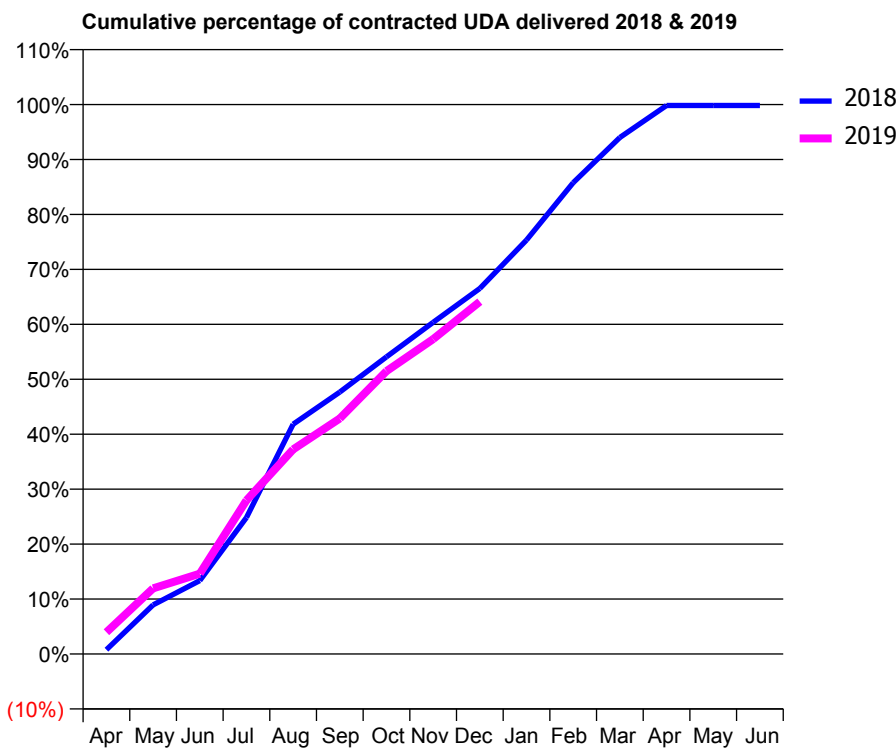
18/19 Contracted general activity (UDA)	910
Carry forward general activity (UDA)	2
18/19 Contracted orthodontic activity (UOA)	0
Carry forward orthodontic activity (UOA)	0
Baseline contract value	£25,710.95

ACCESS*

Patients seen in 24 months	Total	Change since previous quarter
Quarter ending December 2017	350	
Quarter ending March 2018	351	→
Quarter ending June 2018	351	→
Quarter ending September 2018	353	→
Quarter ending December 2018	354	→
Variance since December 2017	1.1%	→



ACTIVITY



Month	Adjusted Scheduled Activity (UDA)	
	2018	2019
April	7	36
May	81	109
June	122	133
July	226	254
August	381	339
September	434	390
October	492	468
November	549	521
December	605	584
January	686	
February	781	
March	855	
April	908	
May	908	
June	908	

QUALITY

	Quantity	Base Number	Contract	AT	Region	England
% of FP17s for the same patient ID Re-attending within 3 months - Children	35	315	11.1%	12.0%	12.3%	11.8%
% of FP17s for the same patient ID Re-attending within 3 months - Adults	14	117	12.0%	15.2%	15.8%	15.6%
% of FP17s for the same patient ID Re-attending between 3 & 9 months - Children	212	315	67.3%	58.4%	60.1%	58.8%
% of FP17s for the same patient ID Re-attending between 3 & 9 months - Adults	78	117	66.7%	51.4%	53.3%	51.0%
% of FP17s for Band 1 Urgent Courses	13	398	3.3%	10.7%	9.0%	9.0%
% of FP17s Relating to Free Repair or Replacements	0	398	0.0%	0.9%	1.0%	0.8%
% of FP17s Relating to Continuations	0	398	0.0%	0.9%	1.0%	0.9%
% of Patients satisfied with the dentistry they have received	0	0	N/A	94.5%	93.8%	93.2%
% of Patients satisfied with the time they had to wait for an appointment	0	0	N/A	86.4%	89.4%	88.3%

* This is based on patients treated on this contract for their most recent course of treatment. Figures in italics indicate the base number of FP17s or Patient Questionnaire responses are less than 100. N/A is shown where the base number of responses is less than 10 during the period. % is calculated as Quantity/Base number*100

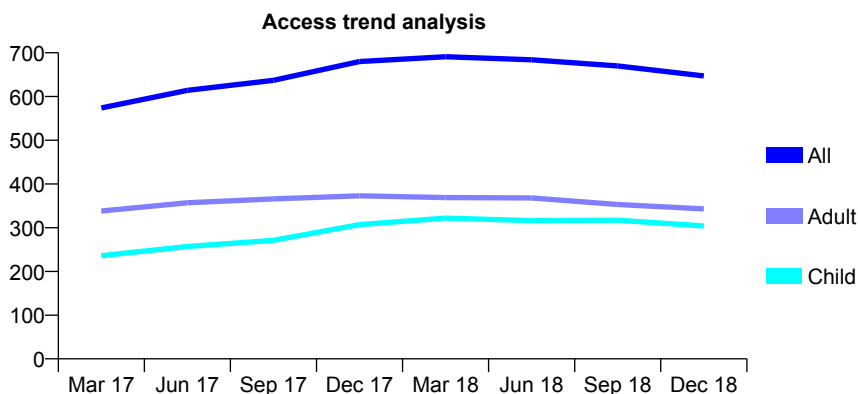
Q47 - Vital Signs At a Glance Contract Report for 696293/0001 - December 2018

Name or company name	MR V PATEL
Contract type name	GDS Contract
Purpose of contract	General
Contract start date	01/11/2015
Contract end date	

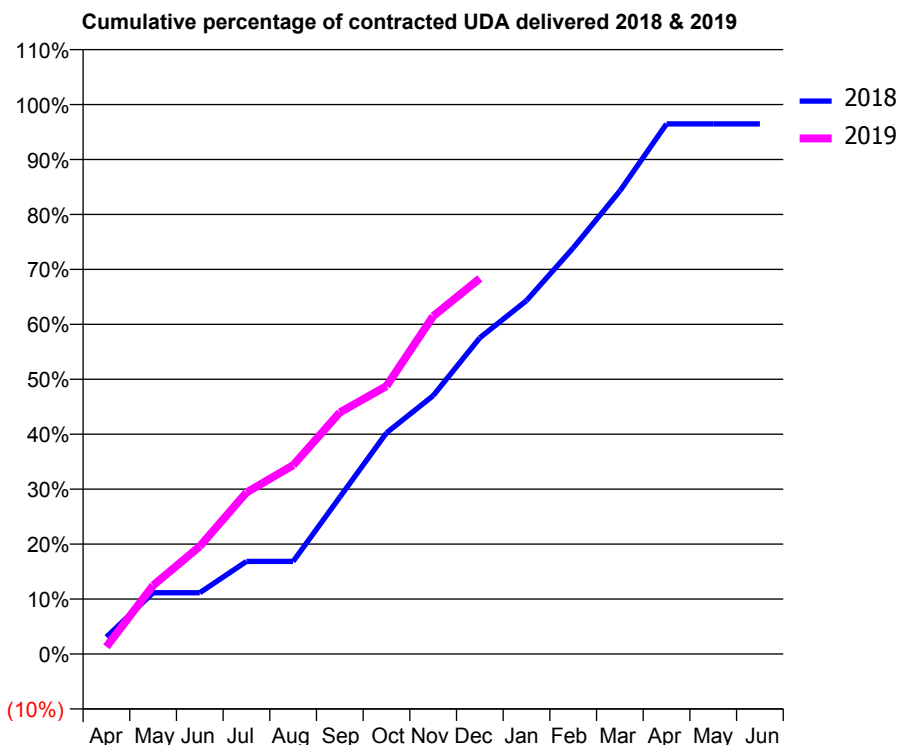
18/19 Contracted general activity (UDA)	2,790
Carry forward general activity (UDA)	-37
18/19 Contracted orthodontic activity (UOA)	0
Carry forward orthodontic activity (UOA)	0
Baseline contract value	£62,422.40

ACCESS*

Patients seen in 24 months	Total	Change since previous quarter
Quarter ending December 2017	680	
Quarter ending March 2018	691	→
Quarter ending June 2018	684	↓
Quarter ending September 2018	670	↓
Quarter ending December 2018	647	↓
Variance since December 2017	(4.9%)	↓



ACTIVITY



Month	Adjusted Scheduled Activity (UDA)	
	2018	2019
April	86	37
May	311	349
June	311	546
July	470	820
August	470	958
September	796	1,226
October	1,123	1,360
November	1,312	1,716
December	1,605	1,907
January	1,794	
February	2,062	
March	2,351	
April	2,692	
May	2,692	
June	2,692	

QUALITY

	Quantity	Base Number	Contract	AT	Region	England
% of FP17s for the same patient ID Re-attending within 3 months - Children	48	445	10.8%	12.0%	12.3%	11.8%
% of FP17s for the same patient ID Re-attending within 3 months - Adults	45	326	13.8%	15.2%	15.8%	15.6%
% of FP17s for the same patient ID Re-attending between 3 & 9 months - Children	291	445	65.4%	58.4%	60.1%	58.8%
% of FP17s for the same patient ID Re-attending between 3 & 9 months - Adults	132	326	40.5%	51.4%	53.3%	51.0%
% of FP17s for Band 1 Urgent Courses	49	680	7.2%	10.7%	9.0%	9.0%
% of FP17s Relating to Free Repair or Replacements	0	680	0.0%	0.9%	1.0%	0.8%
% of FP17s Relating to Continuations	0	680	0.0%	0.9%	1.0%	0.9%
% of Patients satisfied with the dentistry they have received	1	1	N/A	94.5%	93.8%	93.2%
% of Patients satisfied with the time they had to wait for an appointment	1	1	N/A	86.4%	89.4%	88.3%

* This is based on patients treated on this contract for their most recent course of treatment. Figures in italics indicate the base number of FP17s or Patient Questionnaire responses are less than 100. N/A is shown where the base number of responses is less than 10 during the period. % is calculated as Quantity/Base number*100

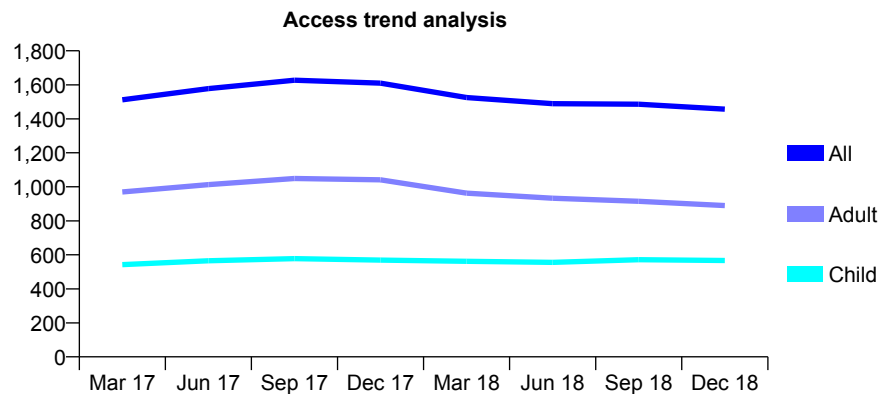
Q47 - Vital Signs At a Glance Contract Report for 723967/0002 - December 2018

Name or company name	Lowerbank Dental Practice
Contract type name	GDS Contract
Purpose of contract	General
Contract start date	21/12/2015
Contract end date	

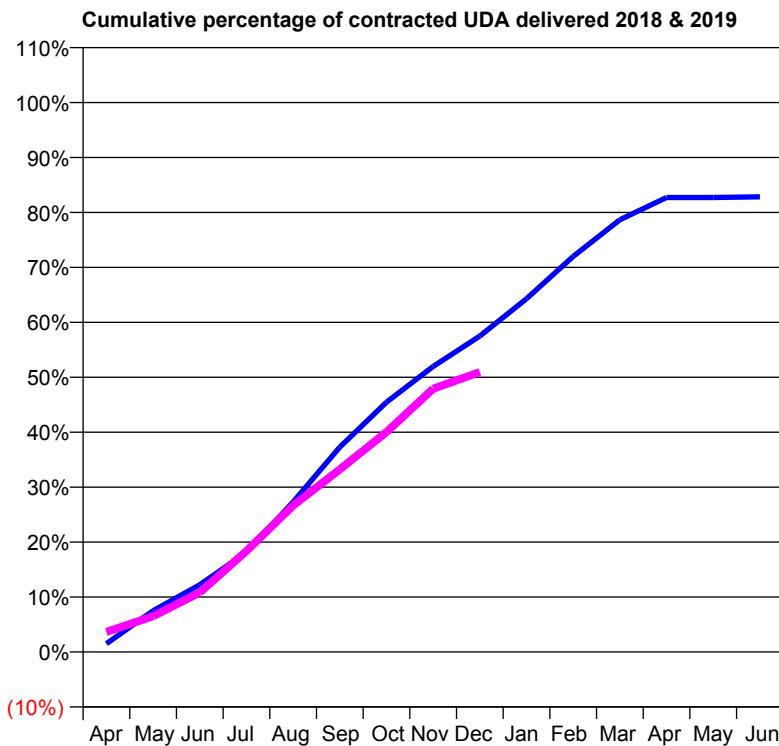
18/19 Contracted general activity (UDA)	4,446
Carry forward general activity (UDA)	0
18/19 Contracted orthodontic activity (UOA)	0
Carry forward orthodontic activity (UOA)	0
Baseline contract value	£122,621.09

ACCESS*

Patients seen in 24 months	Total	Change since previous quarter
Quarter ending December 2017	1,610	
Quarter ending March 2018	1,525	↓
Quarter ending June 2018	1,489	↓
Quarter ending September 2018	1,486	→
Quarter ending December 2018	1,457	↓
Variance since December 2017	(9.5%)	↓



ACTIVITY



Month	Adjusted Scheduled Activity (UDA)	
	2018	2019
April	68	163
May	334	290
June	544	482
July	808	817
August	1,215	1,185
September	1,658	1,478
October	2,021	1,780
November	2,311	2,131
December	2,556	2,265
January	2,859	
February	3,200	
March	3,497	
April	3,678	
May	3,678	
June	3,683	

QUALITY

	Quantity	Base Number	Contract	AT	Region	England
% of FP17s for the same patient ID Re-attending within 3 months - Children	39	652	6.0%	12.0%	12.3%	11.8%
% of FP17s for the same patient ID Re-attending within 3 months - Adults	101	812	12.4%	15.2%	15.8%	15.6%
% of FP17s for the same patient ID Re-attending between 3 & 9 months - Children	436	652	66.9%	58.4%	60.1%	58.8%
% of FP17s for the same patient ID Re-attending between 3 & 9 months - Adults	470	812	57.9%	51.4%	53.3%	51.0%
% of FP17s for Band 1 Urgent Courses	64	1,333	4.8%	10.7%	9.0%	9.0%
% of FP17s Relating to Free Repair or Replacements	4	1,333	0.3%	0.9%	1.0%	0.8%
% of FP17s Relating to Continuations	8	1,333	0.6%	0.9%	1.0%	0.9%
% of Patients satisfied with the dentistry they have received	0	0	N/A	94.5%	93.8%	93.2%
% of Patients satisfied with the time they had to wait for an appointment	0	0	N/A	86.4%	89.4%	88.3%

* This is based on patients treated on this contract for their most recent course of treatment. Figures in italics indicate the base number of FP17s or Patient Questionnaire responses are less than 100. N/A is shown where the base number of responses is less than 10 during the period. % is calculated as Quantity/Base number*100

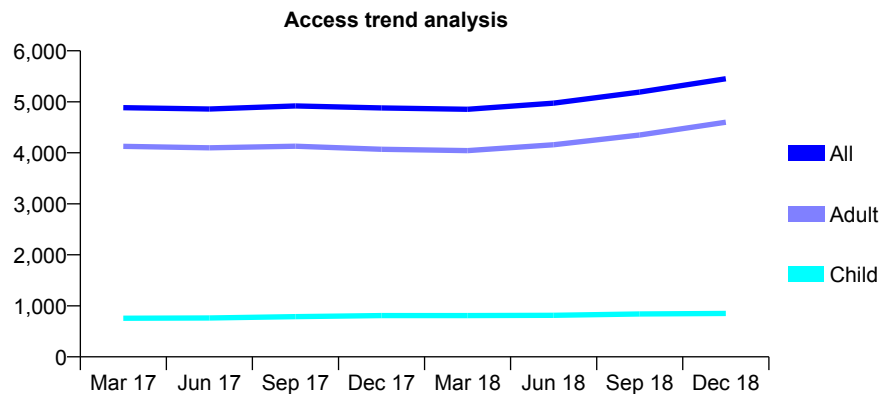
Q47 - Vital Signs At a Glance Contract Report for 724491/0002 - December 2018

Name or company name	Avondale Dental Practice
Contract type name	GDS Contract
Purpose of contract	General
Contract start date	01/04/2006
Contract end date	

18/19 Contracted general activity (UDA)	15,203
Carry forward general activity (UDA)	-6
18/19 Contracted orthodontic activity (UOA)	0
Carry forward orthodontic activity (UOA)	0
Baseline contract value	£369,593.91

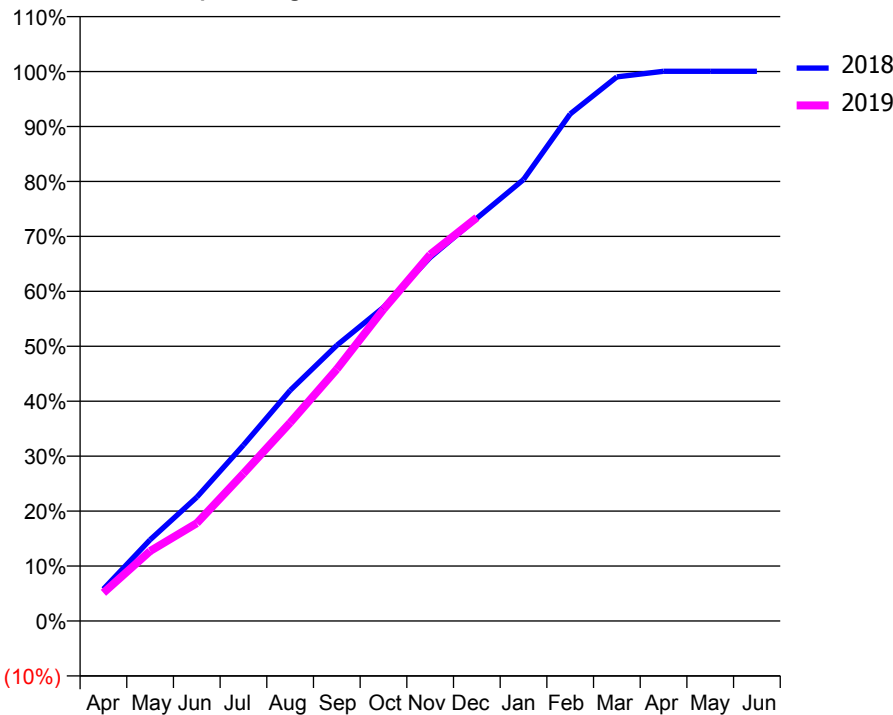
ACCESS*

Patients seen in 24 months	Total	Change since previous quarter
Quarter ending December 2017	4,880	
Quarter ending March 2018	4,853	→
Quarter ending June 2018	4,973	↑
Quarter ending September 2018	5,190	↑
Quarter ending December 2018	5,452	↑
Variance since December 2017	11.7%	↑



ACTIVITY

Cumulative percentage of contracted UDA delivered 2018 & 2019



Month	Adjusted Scheduled Activity (UDA)	
	2018	2019
April	884	781
May	2,249	1,933
June	3,425	2,705
July	4,868	4,082
August	6,379	5,488
September	7,628	6,969
October	8,680	8,622
November	10,059	10,139
December	11,142	11,162
January	12,212	
February	14,030	
March	15,053	
April	15,211	
May	15,209	
June	15,209	

QUALITY

	Quantity	Base Number	Contract	AT	Region	England
% of FP17s for the same patient ID Re-attending within 3 months - Children	50	699	7.2%	12.0%	12.3%	11.8%
% of FP17s for the same patient ID Re-attending within 3 months - Adults	606	4,221	14.4%	15.2%	15.8%	15.6%
% of FP17s for the same patient ID Re-attending between 3 & 9 months - Children	226	699	32.3%	58.4%	60.1%	58.8%
% of FP17s for the same patient ID Re-attending between 3 & 9 months - Adults	1,243	4,221	29.4%	51.4%	53.3%	51.0%
% of FP17s for Band 1 Urgent Courses	697	4,838	14.4%	10.7%	9.0%	9.0%
% of FP17s Relating to Free Repair or Replacements	95	4,838	2.0%	0.9%	1.0%	0.8%
% of FP17s Relating to Continuations	81	4,838	1.7%	0.9%	1.0%	0.9%
% of Patients satisfied with the dentistry they have received	2	3	N/A	94.5%	93.8%	93.2%
% of Patients satisfied with the time they had to wait for an appointment	2	3	N/A	86.4%	89.4%	88.3%

* This is based on patients treated on this contract for their most recent course of treatment. Figures in italics indicate the base number of FP17s or Patient Questionnaire responses are less than 100. N/A is shown where the base number of responses is less than 10 during the period. % is calculated as Quantity/Base number*100

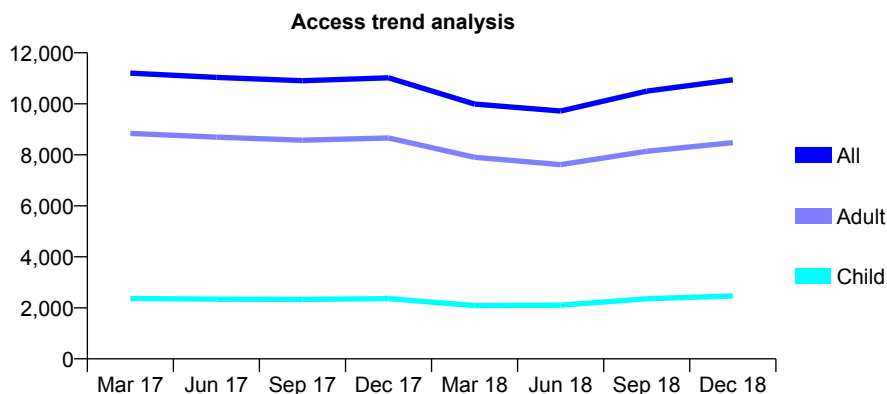
Q47 - Vital Signs At a Glance Contract Report for 724491/0003 - December 2018

Name or company name	Cavendish Dental Practice
Contract type name	GDS Contract
Purpose of contract	General
Contract start date	01/04/2006
Contract end date	

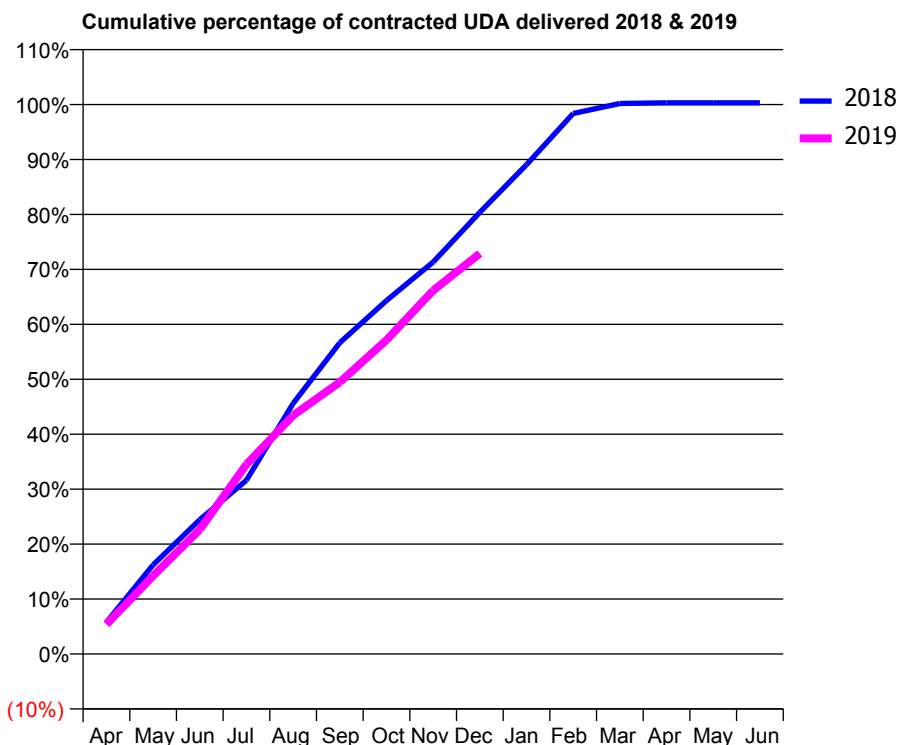
18/19 Contracted general activity (UDA)	33,996
Carry forward general activity (UDA)	-103
18/19 Contracted orthodontic activity (UOA)	0
Carry forward orthodontic activity (UOA)	0
Baseline contract value	£979,504.81

ACCESS*

Patients seen in 24 months	Total	Change since previous quarter
Quarter ending December 2017	11,018	
Quarter ending March 2018	9,991	↓
Quarter ending June 2018	9,720	↓
Quarter ending September 2018	10,497	↑
Quarter ending December 2018	10,942	↑
Variance since December 2017	(0.7%)	→



ACTIVITY



Adjusted Scheduled Activity (UDA)		
Month	2018	2019
April	1,969	1,840
May	5,514	4,840
June	8,313	7,703
July	10,751	11,738
August	15,502	14,760
September	19,258	16,813
October	21,868	19,425
November	24,252	22,491
December	27,329	24,782
January	30,275	
February	33,441	
March	34,062	
April	34,101	
May	34,099	
June	34,099	

QUALITY

	Quantity	Base Number	Contract	AT	Region	England
% of FP17s for the same patient ID Re-attending within 3 months - Children	128	3,030	4.2%	12.0%	12.3%	11.8%
% of FP17s for the same patient ID Re-attending within 3 months - Adults	631	8,614	7.3%	15.2%	15.8%	15.6%
% of FP17s for the same patient ID Re-attending between 3 & 9 months - Children	1,743	3,030	57.5%	58.4%	60.1%	58.8%
% of FP17s for the same patient ID Re-attending between 3 & 9 months - Adults	3,855	8,614	44.8%	51.4%	53.3%	51.0%
% of FP17s for Band 1 Urgent Courses	600	11,639	5.2%	10.7%	9.0%	9.0%
% of FP17s Relating to Free Repair or Replacements	59	11,639	0.5%	0.9%	1.0%	0.8%
% of FP17s Relating to Continuations	19	11,639	0.2%	0.9%	1.0%	0.9%
% of Patients satisfied with the dentistry they have received	10	10	100.0%	94.5%	93.8%	93.2%
% of Patients satisfied with the time they had to wait for an appointment	9	10	90.0%	86.4%	89.4%	88.3%

* This is based on patients treated on this contract for their most recent course of treatment. Figures in italics indicate the base number of FP17s or Patient Questionnaire responses are less than 100. N/A is shown where the base number of responses is less than 10 during the period. % is calculated as Quantity/Base number*100

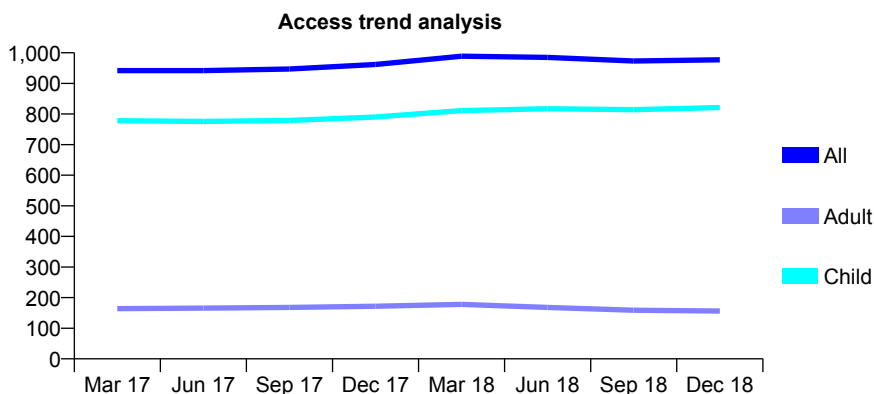
Q47 - Vital Signs At a Glance Contract Report for 729272/0001 - December 2018

Name or company name	Towngate Dental Surgery
Contract type name	GDS Contract
Purpose of contract	General
Contract start date	01/04/2006
Contract end date	

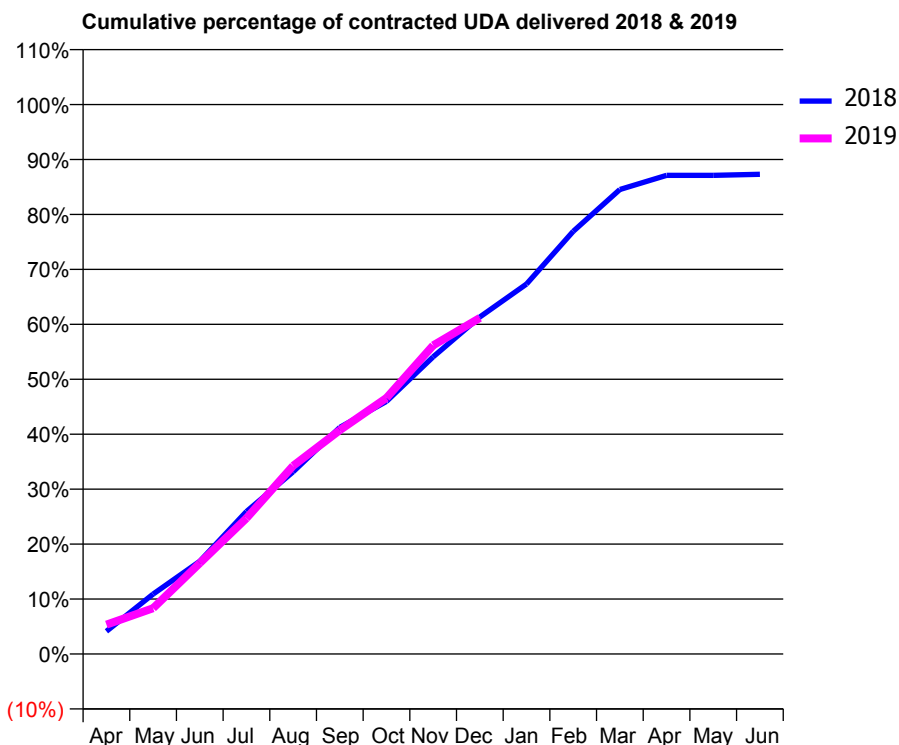
18/19 Contracted general activity (UDA)	2,485
Carry forward general activity (UDA)	0
18/19 Contracted orthodontic activity (UOA)	0
Carry forward orthodontic activity (UOA)	0
Baseline contract value	£57,384.66

ACCESS*

Patients seen in 24 months	Total	Change since previous quarter
Quarter ending December 2017	962	
Quarter ending March 2018	989	↑
Quarter ending June 2018	985	→
Quarter ending September 2018	973	↓
Quarter ending December 2018	977	→
Variance since December 2017	1.6%	→



ACTIVITY



Month	Adjusted Scheduled Activity (UDA)	
	2018	2019
April	103	133
May	271	207
June	420	411
July	644	614
August	824	851
September	1,025	1,012
October	1,142	1,158
November	1,344	1,396
December	1,524	1,520
January	1,673	
February	1,911	
March	2,100	
April	2,165	
May	2,165	
June	2,170	

QUALITY

	Quantity	Base Number	Contract	AT	Region	England
% of FP17s for the same patient ID Re-attending within 3 months - Children	85	919	9.2%	12.0%	12.3%	11.8%
% of FP17s for the same patient ID Re-attending within 3 months - Adults	22	105	21.0%	15.2%	15.8%	15.6%
% of FP17s for the same patient ID Re-attending between 3 & 9 months - Children	593	919	64.5%	58.4%	60.1%	58.8%
% of FP17s for the same patient ID Re-attending between 3 & 9 months - Adults	73	105	69.5%	51.4%	53.3%	51.0%
% of FP17s for Band 1 Urgent Courses	44	978	4.5%	10.7%	9.0%	9.0%
% of FP17s Relating to Free Repair or Replacements	0	978	0.0%	0.9%	1.0%	0.8%
% of FP17s Relating to Continuations	0	978	0.0%	0.9%	1.0%	0.9%
% of Patients satisfied with the dentistry they have received	0	0	N/A	94.5%	93.8%	93.2%
% of Patients satisfied with the time they had to wait for an appointment	0	0	N/A	86.4%	89.4%	88.3%

* This is based on patients treated on this contract for their most recent course of treatment. Figures in italics indicate the base number of FP17s or Patient Questionnaire responses are less than 100. N/A is shown where the base number of responses is less than 10 during the period. % is calculated as Quantity/Base number*100

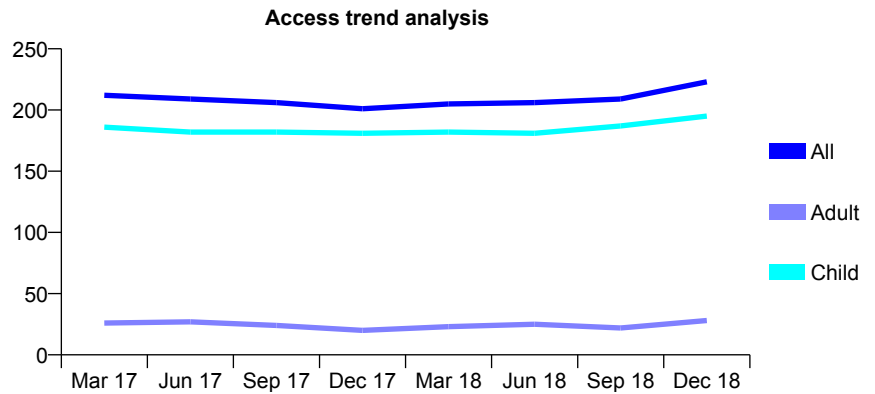
Q47 - Vital Signs At a Glance Contract Report for 731501/0001 - December 2018

Name or company name	MR MJ GLOVER
Contract type name	GDS Contract
Purpose of contract	General
Contract start date	01/04/2006
Contract end date	

18/19 Contracted general activity (UDA)	700
Carry forward general activity (UDA)	0
18/19 Contracted orthodontic activity (UOA)	0
Carry forward orthodontic activity (UOA)	0
Baseline contract value	£14,837.98

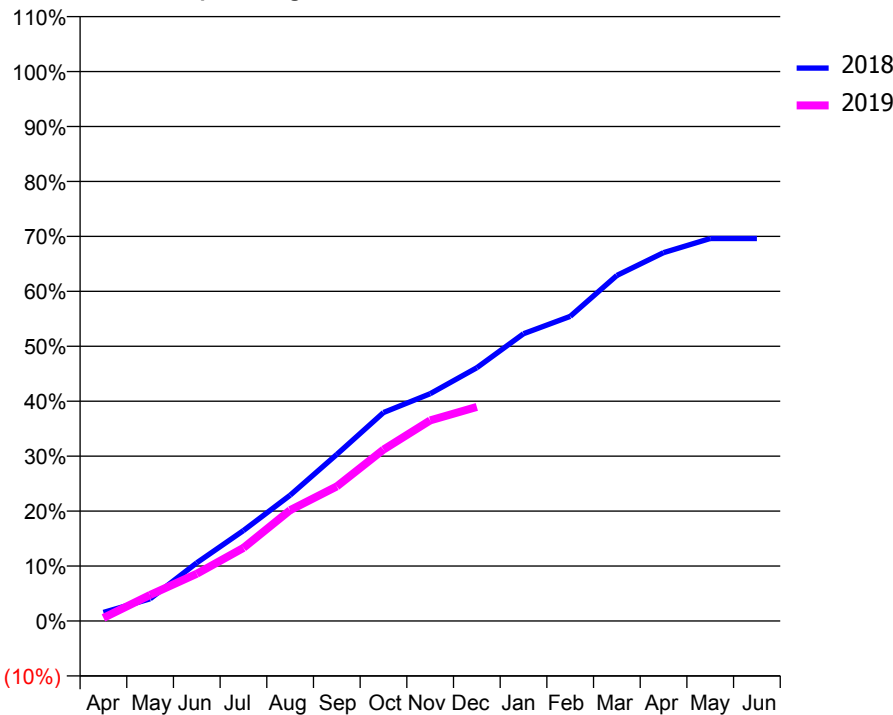
ACCESS*

Patients seen in 24 months	Total	Change since previous quarter
Quarter ending December 2017	201	
Quarter ending March 2018	205	→
Quarter ending June 2018	206	→
Quarter ending September 2018	209	→
Quarter ending December 2018	223	↑
Variance since December 2017	10.9%	↑



ACTIVITY

Cumulative percentage of contracted UDA delivered 2018 & 2019



Month	Adjusted Scheduled Activity (UDA)	
	2018	2019
April	11	4
May	28	33
June	74	60
July	115	93
August	160	141
September	212	171
October	266	218
November	290	256
December	323	273
January	366	
February	388	
March	440	
April	469	
May	487	
June	487	

QUALITY

	Quantity	Base Number	Contract	AT	Region	England
% of FP17s for the same patient ID Re-attending within 3 months - Children	11	209	5.3%	12.0%	12.3%	11.8%
% of FP17s for the same patient ID Re-attending within 3 months - Adults	0	1	0.0%	15.2%	15.8%	15.6%
% of FP17s for the same patient ID Re-attending between 3 & 9 months - Children	115	209	55.0%	58.4%	60.1%	58.8%
% of FP17s for the same patient ID Re-attending between 3 & 9 months - Adults	0	1	0.0%	51.4%	53.3%	51.0%
% of FP17s for Band 1 Urgent Courses	4	185	2.2%	10.7%	9.0%	9.0%
% of FP17s Relating to Free Repair or Replacements	0	185	0.0%	0.9%	1.0%	0.8%
% of FP17s Relating to Continuations	0	185	0.0%	0.9%	1.0%	0.9%
% of Patients satisfied with the dentistry they have received	0	0	N/A	94.5%	93.8%	93.2%
% of Patients satisfied with the time they had to wait for an appointment	0	0	N/A	86.4%	89.4%	88.3%

* This is based on patients treated on this contract for their most recent course of treatment. Figures in italics indicate the base number of FP17s or Patient Questionnaire responses are less than 100. N/A is shown where the base number of responses is less than 10 during the period. % is calculated as Quantity/Base number*100

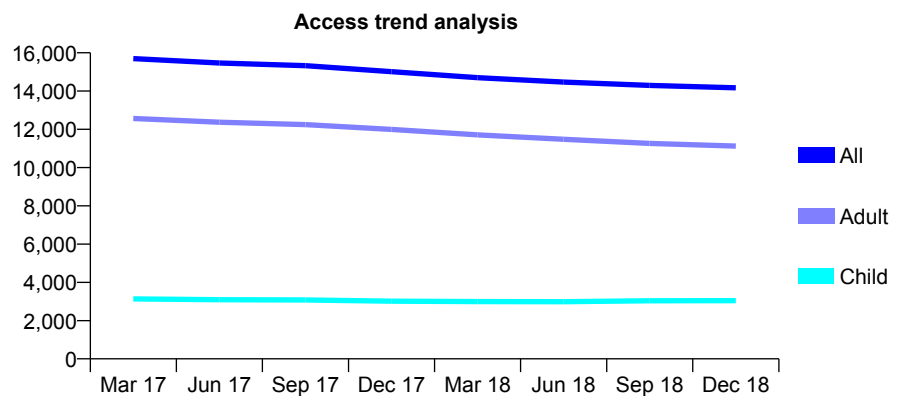
Q47 - Vital Signs At a Glance Contract Report for 732141/0001 - December 2018

Name or company name	Mr Martin Kenyon and Mr Peter Kenyon
Contract type name	GDS Contract
Purpose of contract	General
Contract start date	01/04/2006
Contract end date	

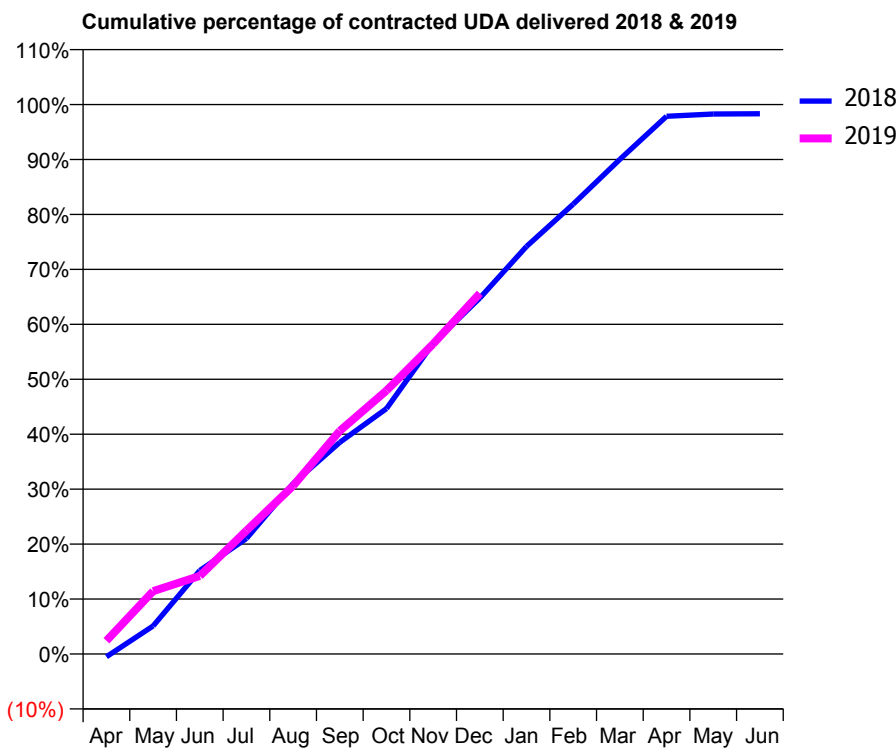
18/19 Contracted general activity (UDA)	45,968
Carry forward general activity (UDA)	777
18/19 Contracted orthodontic activity (UOA)	0
Carry forward orthodontic activity (UOA)	0
Baseline contract value	£1,708,445.50

ACCESS*

Patients seen in 24 months	Total	Change since previous quarter
Quarter ending December 2017	15,011	
Quarter ending March 2018	14,702	↓
Quarter ending June 2018	14,471	↓
Quarter ending September 2018	14,295	↓
Quarter ending December 2018	14,170	→
Variance since December 2017	(5.6%)	↓



ACTIVITY



Month	Adjusted Scheduled Activity (UDA)	
	2018	2019
April	-241	1,108
May	2,353	5,255
June	6,994	6,533
July	9,669	10,327
August	14,259	14,078
September	17,714	18,669
October	20,530	22,041
November	25,989	25,945
December	29,783	30,165
January	34,094	
February	37,634	
March	41,376	
April	44,984	
May	45,178	
June	45,191	

QUALITY

	Quantity	Base Number	Contract	AT	Region	England
% of FP17s for the same patient ID Re-attending within 3 months - Children	290	3,695	7.8%	12.0%	12.3%	11.8%
% of FP17s for the same patient ID Re-attending within 3 months - Adults	1,324	12,613	10.5%	15.2%	15.8%	15.6%
% of FP17s for the same patient ID Re-attending between 3 & 9 months - Children	2,347	3,695	63.5%	58.4%	60.1%	58.8%
% of FP17s for the same patient ID Re-attending between 3 & 9 months - Adults	7,739	12,613	61.4%	51.4%	53.3%	51.0%
% of FP17s for Band 1 Urgent Courses	463	14,539	3.2%	10.7%	9.0%	9.0%
% of FP17s Relating to Free Repair or Replacements	51	14,539	0.4%	0.9%	1.0%	0.8%
% of FP17s Relating to Continuations	283	14,539	1.9%	0.9%	1.0%	0.9%
% of Patients satisfied with the dentistry they have received	24	25	96.0%	94.5%	93.8%	93.2%
% of Patients satisfied with the time they had to wait for an appointment	23	25	92.0%	86.4%	89.4%	88.3%

* This is based on patients treated on this contract for their most recent course of treatment. Figures in italics indicate the base number of FP17s or Patient Questionnaire responses are less than 100. N/A is shown where the base number of responses is less than 10 during the period. % is calculated as Quantity/Base number*100

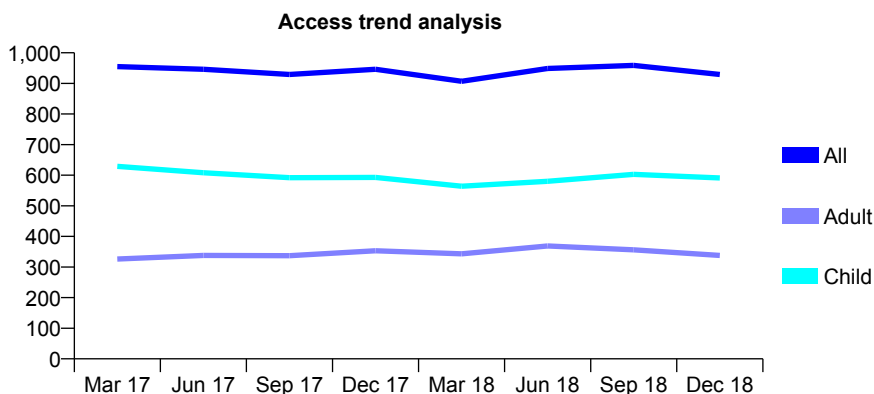
Q47 - Vital Signs At a Glance Contract Report for 736554/0001 - December 2018

Name or company name	Irfan Ahmed
Contract type name	GDS Contract
Purpose of contract	General
Contract start date	01/04/2006
Contract end date	

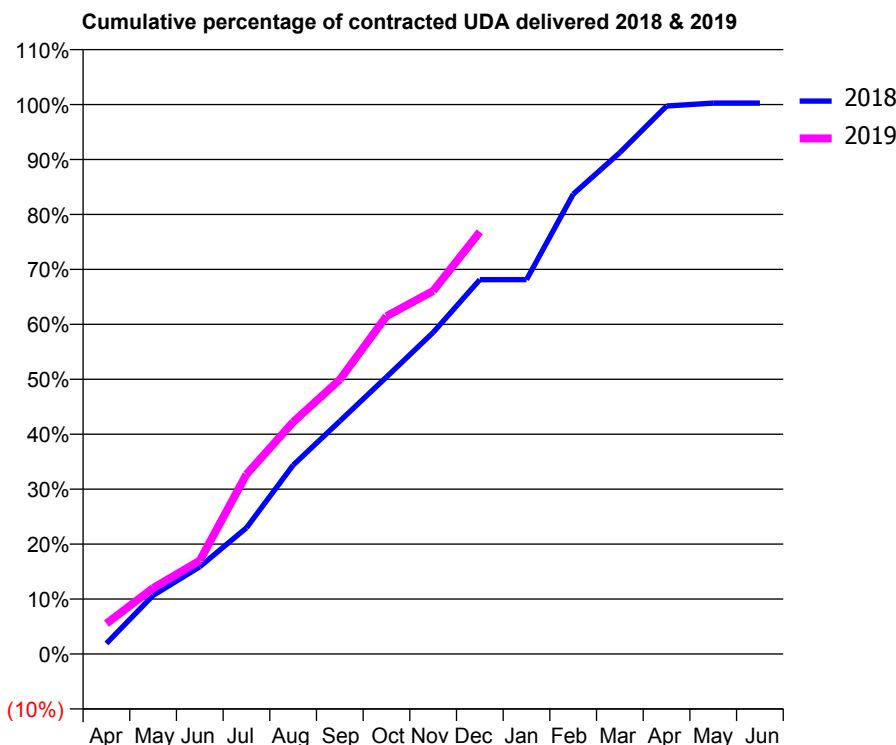
18/19 Contracted general activity (UDA)	3,000
Carry forward general activity (UDA)	-8
18/19 Contracted orthodontic activity (UOA)	0
Carry forward orthodontic activity (UOA)	0
Baseline contract value	£72,816.38

ACCESS*

Patients seen in 24 months	Total	Change since previous quarter
Quarter ending December 2017	946	
Quarter ending March 2018	907	↓
Quarter ending June 2018	949	↑
Quarter ending September 2018	959	→
Quarter ending December 2018	929	↓
Variance since December 2017	(1.8%)	↓



ACTIVITY



Month	Adjusted Scheduled Activity (UDA)	
	2018	2019
April	58	166
May	320	360
June	477	510
July	689	981
August	1,031	1,266
September	1,271	1,498
October	1,513	1,844
November	1,755	1,982
December	2,044	2,304
January	2,044	
February	2,511	
March	2,738	
April	2,992	
May	3,008	
June	3,008	

QUALITY

	Quantity	Base Number	Contract	AT	Region	England
% of FP17s for the same patient ID Re-attending within 3 months - Children	101	839	12.0%	12.0%	12.3%	11.8%
% of FP17s for the same patient ID Re-attending within 3 months - Adults	42	255	16.5%	15.2%	15.8%	15.6%
% of FP17s for the same patient ID Re-attending between 3 & 9 months - Children	502	839	59.8%	58.4%	60.1%	58.8%
% of FP17s for the same patient ID Re-attending between 3 & 9 months - Adults	93	255	36.5%	51.4%	53.3%	51.0%
% of FP17s for Band 1 Urgent Courses	47	1,008	4.7%	10.7%	9.0%	9.0%
% of FP17s Relating to Free Repair or Replacements	1	1,008	0.1%	0.9%	1.0%	0.8%
% of FP17s Relating to Continuations	4	1,008	0.4%	0.9%	1.0%	0.9%
% of Patients satisfied with the dentistry they have received	0	0	N/A	94.5%	93.8%	93.2%
% of Patients satisfied with the time they had to wait for an appointment	0	0	N/A	86.4%	89.4%	88.3%

* This is based on patients treated on this contract for their most recent course of treatment. Figures in italics indicate the base number of FP17s or Patient Questionnaire responses are less than 100. N/A is shown where the base number of responses is less than 10 during the period. % is calculated as Quantity/Base number*100

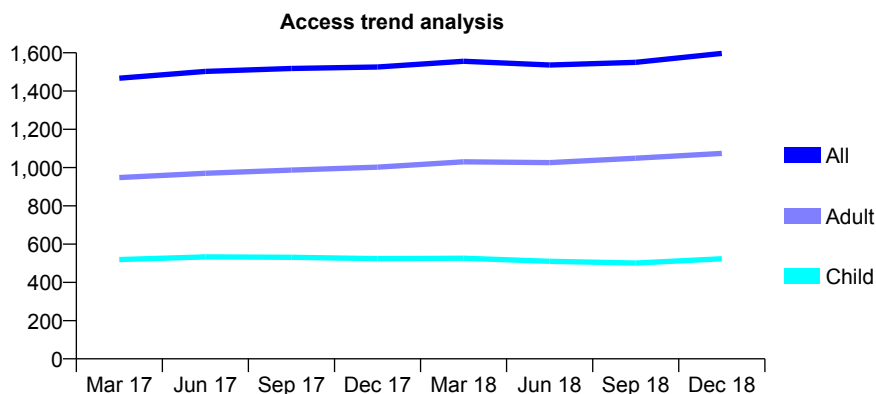
Q47 - Vital Signs At a Glance Contract Report for 739693/0001 - December 2018

Name or company name	MR JC LORD
Contract type name	GDS Contract
Purpose of contract	General
Contract start date	01/04/2006
Contract end date	

18/19 Contracted general activity (UDA)	1,760
Carry forward general activity (UDA)	15
18/19 Contracted orthodontic activity (UOA)	0
Carry forward orthodontic activity (UOA)	0
Baseline contract value	£42,881.76

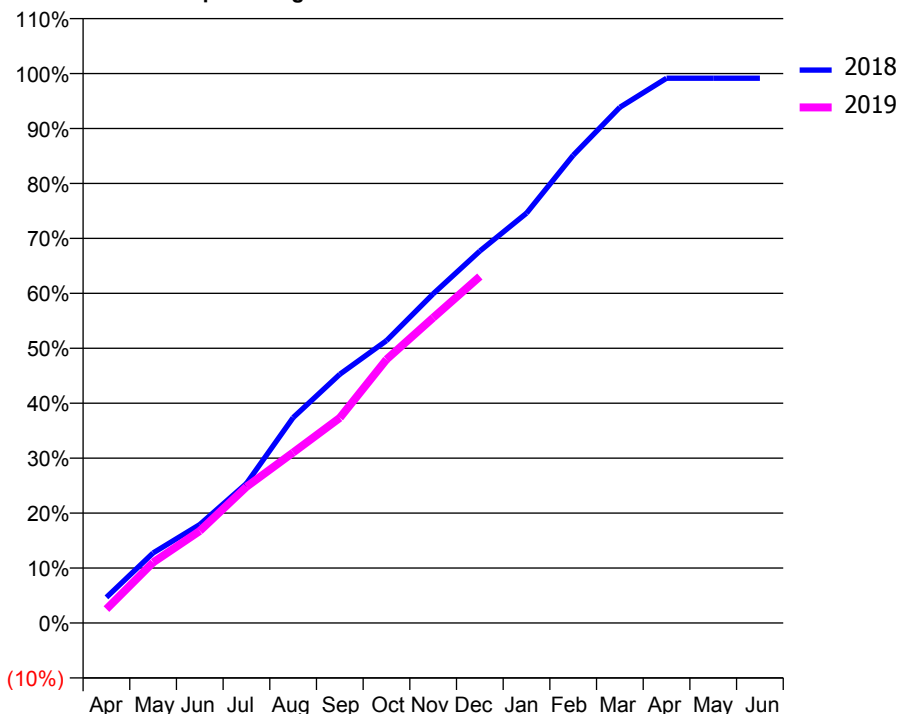
ACCESS*

Patients seen in 24 months	Total	Change since previous quarter
Quarter ending December 2017	1,526	
Quarter ending March 2018	1,556	→
Quarter ending June 2018	1,536	↓
Quarter ending September 2018	1,550	→
Quarter ending December 2018	1,597	↑
Variance since December 2017	4.7%	↑



ACTIVITY

Cumulative percentage of contracted UDA delivered 2018 & 2019



Month	Adjusted Scheduled Activity (UDA)	
	2018	2019
April	82	45
May	225	194
June	316	295
July	447	436
August	658	546
September	797	657
October	904	844
November	1,054	978
December	1,191	1,110
January	1,313	
February	1,498	
March	1,652	
April	1,745	
May	1,745	
June	1,745	

QUALITY

	Quantity	Base Number	Contract	AT	Region	England
% of FP17s for the same patient ID Re-attending within 3 months - Children	28	496	5.6%	12.0%	12.3%	11.8%
% of FP17s for the same patient ID Re-attending within 3 months - Adults	111	1,004	11.1%	15.2%	15.8%	15.6%
% of FP17s for the same patient ID Re-attending between 3 & 9 months - Children	195	496	39.3%	58.4%	60.1%	58.8%
% of FP17s for the same patient ID Re-attending between 3 & 9 months - Adults	468	1,004	46.6%	51.4%	53.3%	51.0%
% of FP17s for Band 1 Urgent Courses	35	699	5.0%	10.7%	9.0%	9.0%
% of FP17s Relating to Free Repair or Replacements	1	699	0.1%	0.9%	1.0%	0.8%
% of FP17s Relating to Continuations	7	699	1.0%	0.9%	1.0%	0.9%
% of Patients satisfied with the dentistry they have received	2	2	N/A	94.5%	93.8%	93.2%
% of Patients satisfied with the time they had to wait for an appointment	2	2	N/A	86.4%	89.4%	88.3%

* This is based on patients treated on this contract for their most recent course of treatment. Figures in italics indicate the base number of FP17s or Patient Questionnaire responses are less than 100. N/A is shown where the base number of responses is less than 10 during the period. % is calculated as Quantity/Base number*100

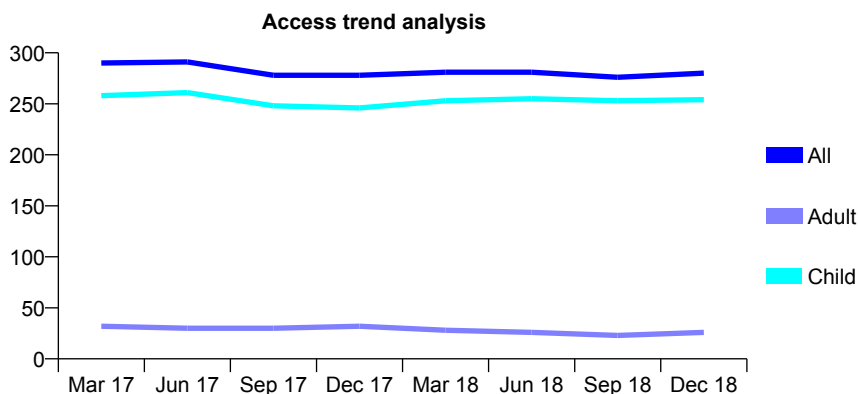
Q47 - Vital Signs At a Glance Contract Report for 740756/0002 - December 2018

Name or company name	MR MP COYLE
Contract type name	GDS Contract
Purpose of contract	General
Contract start date	01/04/2012
Contract end date	

18/19 Contracted general activity (UDA)	1,400
Carry forward general activity (UDA)	0
18/19 Contracted orthodontic activity (UOA)	0
Carry forward orthodontic activity (UOA)	0
Baseline contract value	£32,625.40

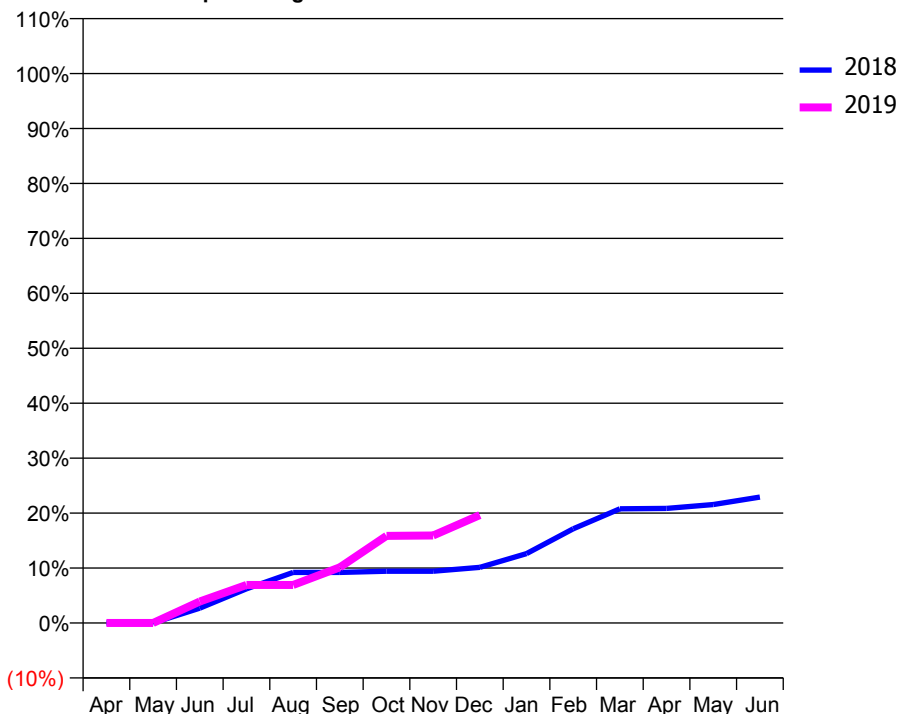
ACCESS*

Patients seen in 24 months	Total	Change since previous quarter
Quarter ending December 2017	278	
Quarter ending March 2018	281	→
Quarter ending June 2018	281	→
Quarter ending September 2018	276	↓
Quarter ending December 2018	280	→
Variance since December 2017	0.7%	→



ACTIVITY

Cumulative percentage of contracted UDA delivered 2018 & 2019



Month	Adjusted Scheduled Activity (UDA)	
	2018	2019
April	0	0
May	0	0
June	38	55
July	87	97
August	129	97
September	129	142
October	132	222
November	132	223
December	142	275
January	177	
February	240	
March	291	
April	292	
May	302	
June	321	

QUALITY

	Quantity	Base Number	Contract	AT	Region	England
% of FP17s for the same patient ID Re-attending within 3 months - Children	9	233	3.9%	12.0%	12.3%	11.8%
% of FP17s for the same patient ID Re-attending within 3 months - Adults	0	1	0.0%	15.2%	15.8%	15.6%
% of FP17s for the same patient ID Re-attending between 3 & 9 months - Children	122	233	52.4%	58.4%	60.1%	58.8%
% of FP17s for the same patient ID Re-attending between 3 & 9 months - Adults	1	1	100.0%	51.4%	53.3%	51.0%
% of FP17s for Band 1 Urgent Courses	0	191	0.0%	10.7%	9.0%	9.0%
% of FP17s Relating to Free Repair or Replacements	0	191	0.0%	0.9%	1.0%	0.8%
% of FP17s Relating to Continuations	0	191	0.0%	0.9%	1.0%	0.9%
% of Patients satisfied with the dentistry they have received	0	0	N/A	94.5%	93.8%	93.2%
% of Patients satisfied with the time they had to wait for an appointment	0	0	N/A	86.4%	89.4%	88.3%

* This is based on patients treated on this contract for their most recent course of treatment. Figures in italics indicate the base number of FP17s or Patient Questionnaire responses are less than 100. N/A is shown where the base number of responses is less than 10 during the period. % is calculated as Quantity/Base number*100

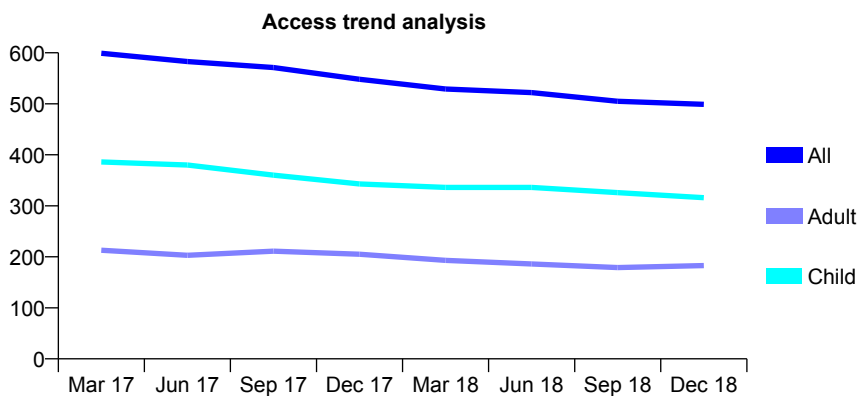
Q47 - Vital Signs At a Glance Contract Report for 741493/0001 - December 2018

Name or company name	MISS IE GOTT
Contract type name	GDS Contract
Purpose of contract	General
Contract start date	01/04/2006
Contract end date	

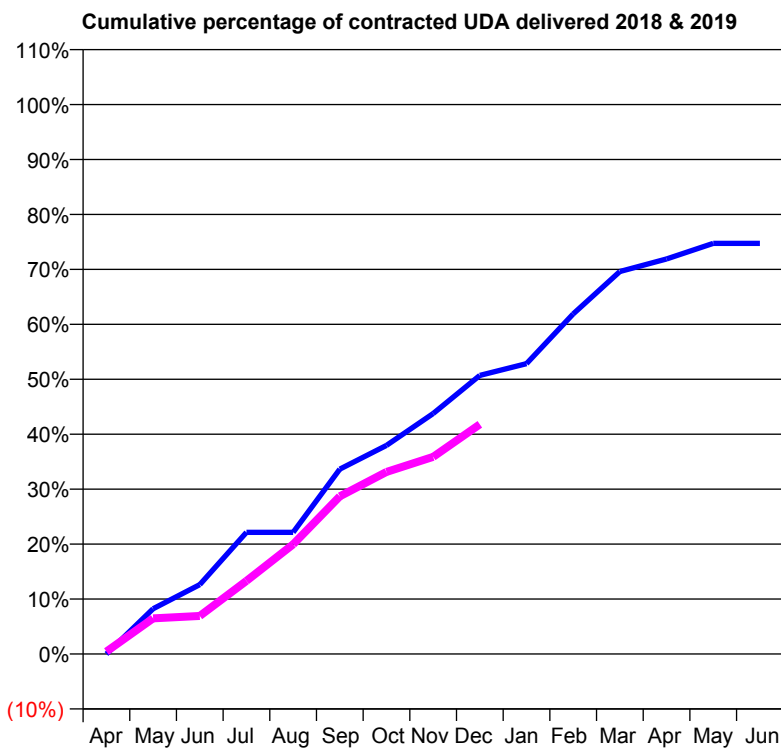
18/19 Contracted general activity (UDA)	1,370
Carry forward general activity (UDA)	0
18/19 Contracted orthodontic activity (UOA)	0
Carry forward orthodontic activity (UOA)	0
Baseline contract value	£29,572.34

ACCESS*

Patients seen in 24 months	Total	Change since previous quarter
Quarter ending December 2017	548	
Quarter ending March 2018	529	↓
Quarter ending June 2018	522	↓
Quarter ending September 2018	505	↓
Quarter ending December 2018	499	↓
Variance since December 2017	(8.9%)	↓



ACTIVITY



Month	Adjusted Scheduled Activity (UDA)	
	2018	2019
April	0	6
May	113	89
June	173	95
July	303	182
August	303	273
September	461	393
October	520	454
November	600	492
December	695	573
January	724	
February	848	
March	954	
April	985	
May	1,024	
June	1,024	

QUALITY

	Quantity	Base Number	Contract	AT	Region	England
% of FP17s for the same patient ID Re-attending within 3 months - Children	23	292	7.9%	12.0%	12.3%	11.8%
% of FP17s for the same patient ID Re-attending within 3 months - Adults	15	104	14.4%	15.2%	15.8%	15.6%
% of FP17s for the same patient ID Re-attending between 3 & 9 months - Children	137	292	46.9%	58.4%	60.1%	58.8%
% of FP17s for the same patient ID Re-attending between 3 & 9 months - Adults	39	104	37.5%	51.4%	53.3%	51.0%
% of FP17s for Band 1 Urgent Courses	17	357	4.8%	10.7%	9.0%	9.0%
% of FP17s Relating to Free Repair or Replacements	0	357	0.0%	0.9%	1.0%	0.8%
% of FP17s Relating to Continuations	0	357	0.0%	0.9%	1.0%	0.9%
% of Patients satisfied with the dentistry they have received	0	0	N/A	94.5%	93.8%	93.2%
% of Patients satisfied with the time they had to wait for an appointment	0	0	N/A	86.4%	89.4%	88.3%

* This is based on patients treated on this contract for their most recent course of treatment. Figures in italics indicate the base number of FP17s or Patient Questionnaire responses are less than 100. N/A is shown where the base number of responses is less than 10 during the period. % is calculated as Quantity/Base number*100

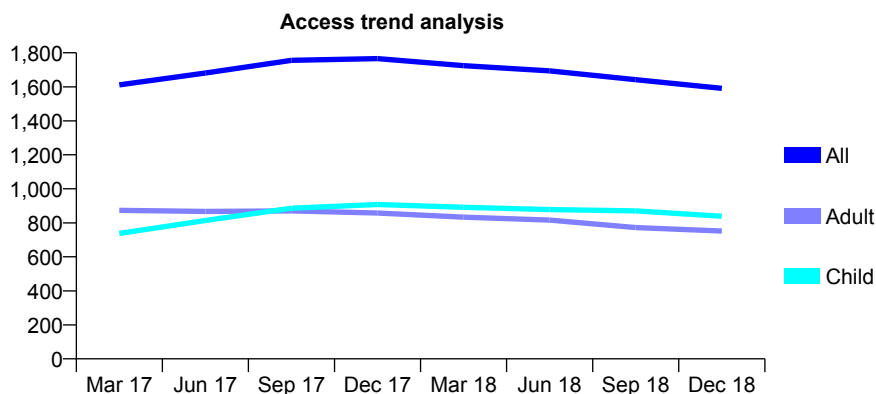
Q47 - Vital Signs At a Glance Contract Report for 743313/0002 - December 2018

Name or company name	Mr David Melia and Mr Christopher Reid
Contract type name	GDS Contract
Purpose of contract	General
Contract start date	15/06/2013
Contract end date	

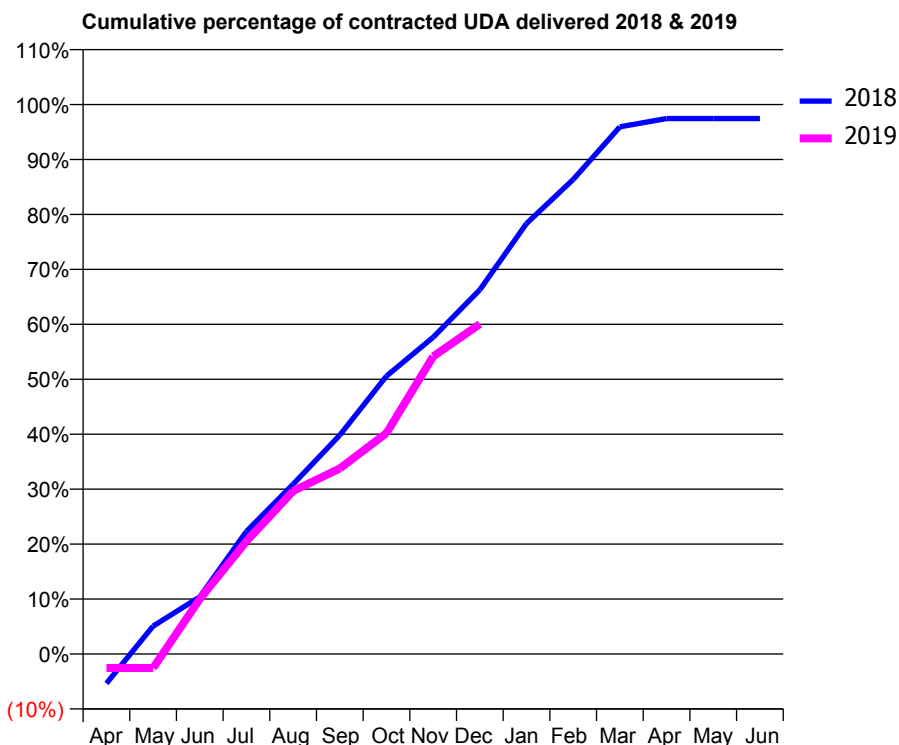
18/19 Contracted general activity (UDA)	3,246
Carry forward general activity (UDA)	83
18/19 Contracted orthodontic activity (UOA)	0
Carry forward orthodontic activity (UOA)	0
Baseline contract value	£76,452.69

ACCESS*

Patients seen in 24 months	Total	Change since previous quarter
Quarter ending December 2017	1,766	
Quarter ending March 2018	1,724	↓
Quarter ending June 2018	1,694	↓
Quarter ending September 2018	1,642	↓
Quarter ending December 2018	1,591	↓
Variance since December 2017	(9.9%)	↓



ACTIVITY



Month	2018	2019
April	-175	-83
May	165	-83
June	337	325
July	725	666
August	1,003	963
September	1,293	1,096
October	1,642	1,305
November	1,871	1,757
December	2,152	1,949
January	2,543	
February	2,803	
March	3,114	
April	3,163	
May	3,163	
June	3,163	

QUALITY

	Quantity	Base Number	Contract	AT	Region	England
% of FP17s for the same patient ID Re-attending within 3 months - Children	50	806	6.2%	12.0%	12.3%	11.8%
% of FP17s for the same patient ID Re-attending within 3 months - Adults	63	550	11.5%	15.2%	15.8%	15.6%
% of FP17s for the same patient ID Re-attending between 3 & 9 months - Children	396	806	49.1%	58.4%	60.1%	58.8%
% of FP17s for the same patient ID Re-attending between 3 & 9 months - Adults	234	550	42.5%	51.4%	53.3%	51.0%
% of FP17s for Band 1 Urgent Courses	91	1,319	6.9%	10.7%	9.0%	9.0%
% of FP17s Relating to Free Repair or Replacements	1	1,319	0.1%	0.9%	1.0%	0.8%
% of FP17s Relating to Continuations	3	1,319	0.2%	0.9%	1.0%	0.9%
% of Patients satisfied with the dentistry they have received	0	0	N/A	94.5%	93.8%	93.2%
% of Patients satisfied with the time they had to wait for an appointment	0	0	N/A	86.4%	89.4%	88.3%

* This is based on patients treated on this contract for their most recent course of treatment. Figures in italics indicate the base number of FP17s or Patient Questionnaire responses are less than 100. N/A is shown where the base number of responses is less than 10 during the period. % is calculated as Quantity/Base number*100

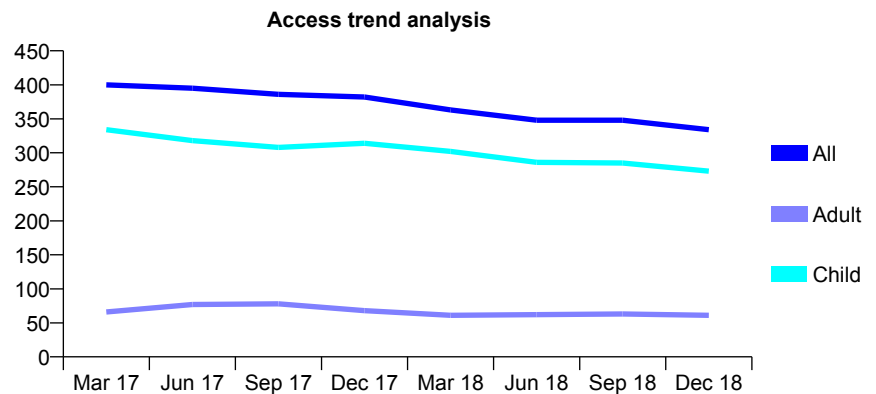
Q47 - Vital Signs At a Glance Contract Report for 745219/0001 - December 2018

Name or company name	MR BA MCLOUGHLIN
Contract type name	GDS Contract
Purpose of contract	General
Contract start date	01/04/2006
Contract end date	

18/19 Contracted general activity (UDA)	1,500
Carry forward general activity (UDA)	0
18/19 Contracted orthodontic activity (UOA)	0
Carry forward orthodontic activity (UOA)	0
Baseline contract value	£36,464.91

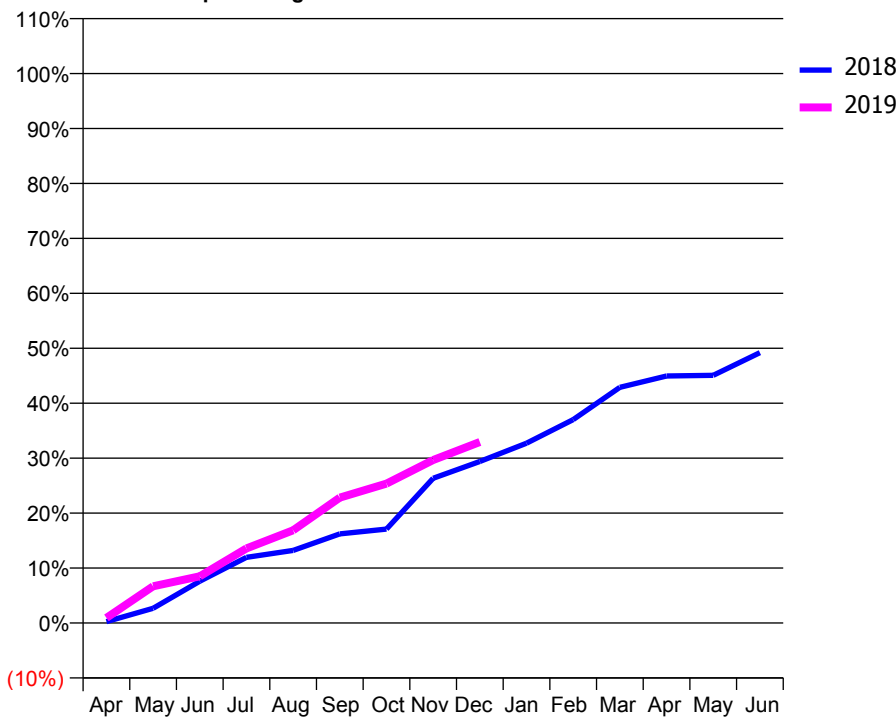
ACCESS*

Patients seen in 24 months	Total	Change since previous quarter
Quarter ending December 2017	382	
Quarter ending March 2018	363	↓
Quarter ending June 2018	348	↓
Quarter ending September 2018	348	→
Quarter ending December 2018	334	↓
Variance since December 2017	(12.6%)	↓



ACTIVITY

Cumulative percentage of contracted UDA delivered 2018 & 2019



Month	Adjusted Scheduled Activity (UDA)	
	2018	2019
April	4	14
May	40	100
June	114	128
July	179	204
August	198	253
September	243	342
October	257	381
November	395	445
December	441	494
January	491	
February	555	
March	643	
April	674	
May	676	
June	738	

QUALITY

	Quantity	Base Number	Contract	AT	Region	England
% of FP17s for the same patient ID Re-attending within 3 months - Children	50	409	12.2%	12.0%	12.3%	11.8%
% of FP17s for the same patient ID Re-attending within 3 months - Adults	0	0	N/A	15.2%	15.8%	15.6%
% of FP17s for the same patient ID Re-attending between 3 & 9 months - Children	293	409	71.6%	58.4%	60.1%	58.8%
% of FP17s for the same patient ID Re-attending between 3 & 9 months - Adults	0	0	N/A	51.4%	53.3%	51.0%
% of FP17s for Band 1 Urgent Courses	11	383	2.9%	10.7%	9.0%	9.0%
% of FP17s Relating to Free Repair or Replacements	0	383	0.0%	0.9%	1.0%	0.8%
% of FP17s Relating to Continuations	0	383	0.0%	0.9%	1.0%	0.9%
% of Patients satisfied with the dentistry they have received	0	0	N/A	94.5%	93.8%	93.2%
% of Patients satisfied with the time they had to wait for an appointment	0	0	N/A	86.4%	89.4%	88.3%

* This is based on patients treated on this contract for their most recent course of treatment. Figures in italics indicate the base number of FP17s or Patient Questionnaire responses are less than 100. N/A is shown where the base number of responses is less than 10 during the period. % is calculated as Quantity/Base number*100

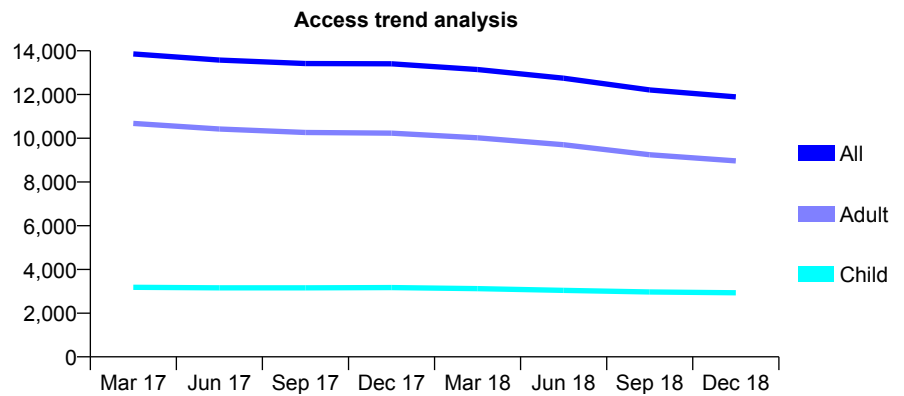
Q47 - Vital Signs At a Glance Contract Report for 746088/0001 - December 2018

Name or company name	MISS JM FORDE
Contract type name	GDS Contract
Purpose of contract	General
Contract start date	01/04/2006
Contract end date	

18/19 Contracted general activity (UDA)	37,842
Carry forward general activity (UDA)	0
18/19 Contracted orthodontic activity (UOA)	0
Carry forward orthodontic activity (UOA)	0
Baseline contract value	£941,938.85

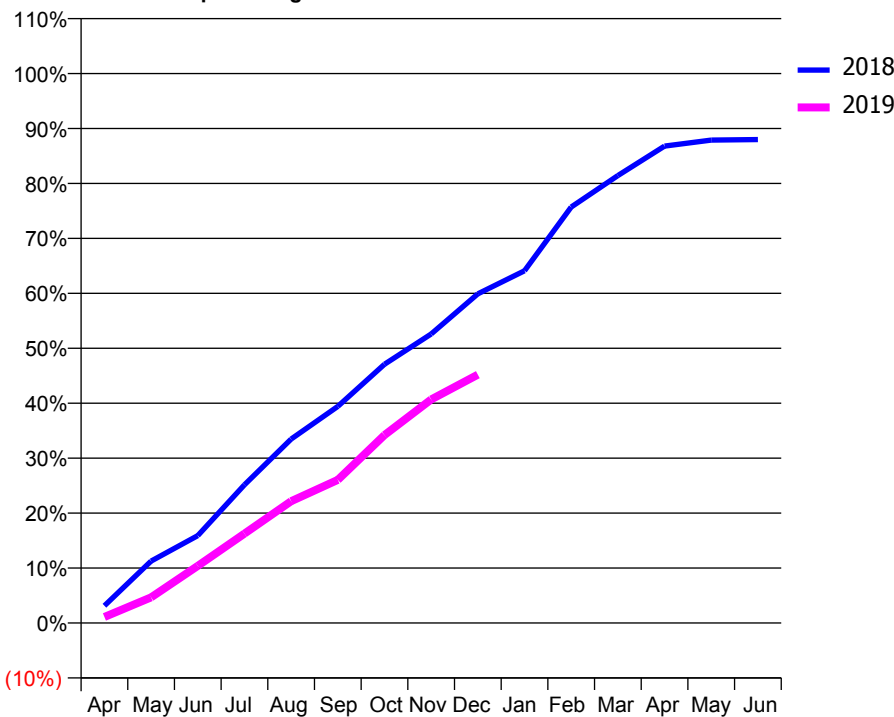
ACCESS*

Patients seen in 24 months	Total	Change since previous quarter
Quarter ending December 2017	13,403	
Quarter ending March 2018	13,145	↓
Quarter ending June 2018	12,744	↓
Quarter ending September 2018	12,211	↓
Quarter ending December 2018	11,892	↓
Variance since December 2017	(11.3%)	↓



ACTIVITY

Cumulative percentage of contracted UDA delivered 2018 & 2019



Month	Adjusted Scheduled Activity (UDA)	
	2018	2019
April	1,193	420
May	4,263	1,771
June	6,016	3,934
July	9,519	6,154
August	12,667	8,386
September	14,915	9,854
October	17,819	12,947
November	19,902	15,394
December	22,668	17,105
January	24,256	
February	28,644	
March	30,818	
April	32,842	
May	33,261	
June	33,297	

QUALITY

	Quantity	Base Number	Contract	AT	Region	England
% of FP17s for the same patient ID Re-attending within 3 months - Children	120	2,582	4.6%	12.0%	12.3%	11.8%
% of FP17s for the same patient ID Re-attending within 3 months - Adults	979	8,167	12.0%	15.2%	15.8%	15.6%
% of FP17s for the same patient ID Re-attending between 3 & 9 months - Children	1,576	2,582	61.0%	58.4%	60.1%	58.8%
% of FP17s for the same patient ID Re-attending between 3 & 9 months - Adults	4,929	8,167	60.4%	51.4%	53.3%	51.0%
% of FP17s for Band 1 Urgent Courses	311	9,677	3.2%	10.7%	9.0%	9.0%
% of FP17s Relating to Free Repair or Replacements	255	9,677	2.6%	0.9%	1.0%	0.8%
% of FP17s Relating to Continuations	220	9,677	2.3%	0.9%	1.0%	0.9%
% of Patients satisfied with the dentistry they have received	3	3	N/A	94.5%	93.8%	93.2%
% of Patients satisfied with the time they had to wait for an appointment	3	3	N/A	86.4%	89.4%	88.3%

* This is based on patients treated on this contract for their most recent course of treatment. Figures in italics indicate the base number of FP17s or Patient Questionnaire responses are less than 100. N/A is shown where the base number of responses is less than 10 during the period. % is calculated as Quantity/Base number*100

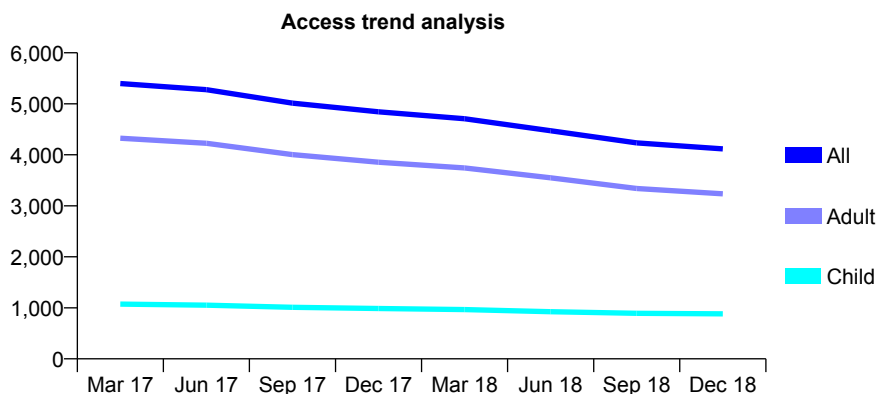
Q47 - Vital Signs At a Glance Contract Report for 746088/0002 - December 2018

Name or company name	MISS JM FORDE
Contract type name	GDS Contract
Purpose of contract	General
Contract start date	01/12/2006
Contract end date	

18/19 Contracted general activity (UDA)	14,000
Carry forward general activity (UDA)	0
18/19 Contracted orthodontic activity (UOA)	0
Carry forward orthodontic activity (UOA)	0
Baseline contract value	£340,418.92

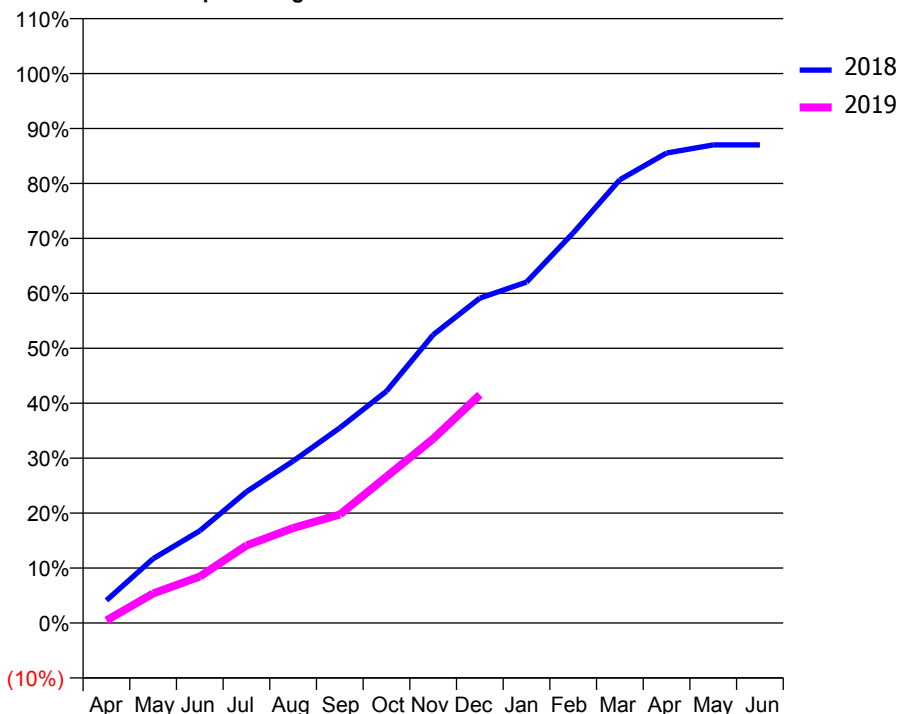
ACCESS*

Patients seen in 24 months	Total	Change since previous quarter
Quarter ending December 2017	4,843	
Quarter ending March 2018	4,708	↓
Quarter ending June 2018	4,473	↓
Quarter ending September 2018	4,234	↓
Quarter ending December 2018	4,116	↓
Variance since December 2017	(15.0%)	↓



ACTIVITY

Cumulative percentage of contracted UDA delivered 2018 & 2019



Month	Adjusted Scheduled Activity (UDA)	
	2018	2019
April	577	67
May	1,641	752
June	2,348	1,185
July	3,344	1,976
August	4,128	2,421
September	4,970	2,765
October	5,906	3,729
November	7,345	4,694
December	8,277	5,815
January	8,686	
February	9,938	
March	11,294	
April	11,972	
May	12,181	
June	12,181	

QUALITY

	Quantity	Base Number	Contract	AT	Region	England
% of FP17s for the same patient ID Re-attending within 3 months - Children	48	773	6.2%	12.0%	12.3%	11.8%
% of FP17s for the same patient ID Re-attending within 3 months - Adults	394	2,867	13.7%	15.2%	15.8%	15.6%
% of FP17s for the same patient ID Re-attending between 3 & 9 months - Children	453	773	58.6%	58.4%	60.1%	58.8%
% of FP17s for the same patient ID Re-attending between 3 & 9 months - Adults	1,509	2,867	52.6%	51.4%	53.3%	51.0%
% of FP17s for Band 1 Urgent Courses	348	3,247	10.7%	10.7%	9.0%	9.0%
% of FP17s Relating to Free Repair or Replacements	68	3,247	2.1%	0.9%	1.0%	0.8%
% of FP17s Relating to Continuations	56	3,247	1.7%	0.9%	1.0%	0.9%
% of Patients satisfied with the dentistry they have received	1	1	N/A	94.5%	93.8%	93.2%
% of Patients satisfied with the time they had to wait for an appointment	1	1	N/A	86.4%	89.4%	88.3%

* This is based on patients treated on this contract for their most recent course of treatment. Figures in italics indicate the base number of FP17s or Patient Questionnaire responses are less than 100. N/A is shown where the base number of responses is less than 10 during the period. % is calculated as Quantity/Base number*100

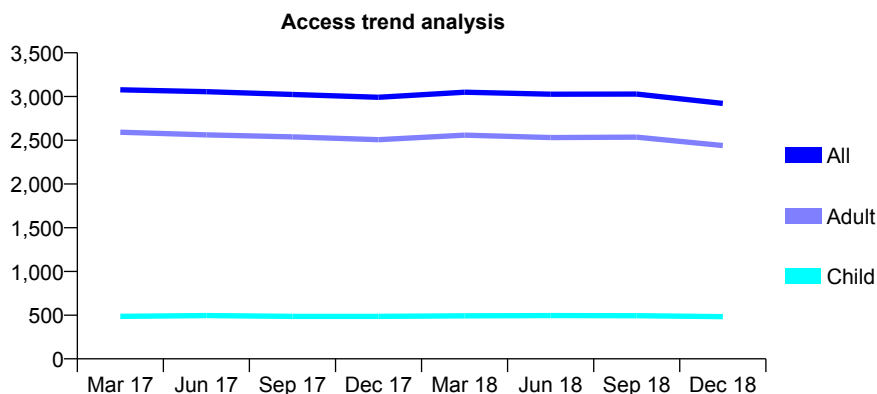
Q47 - Vital Signs At a Glance Contract Report for 746088/0003 - December 2018

Name or company name	MISS JM FORDE
Contract type name	GDS Contract
Purpose of contract	General
Contract start date	01/04/2008
Contract end date	

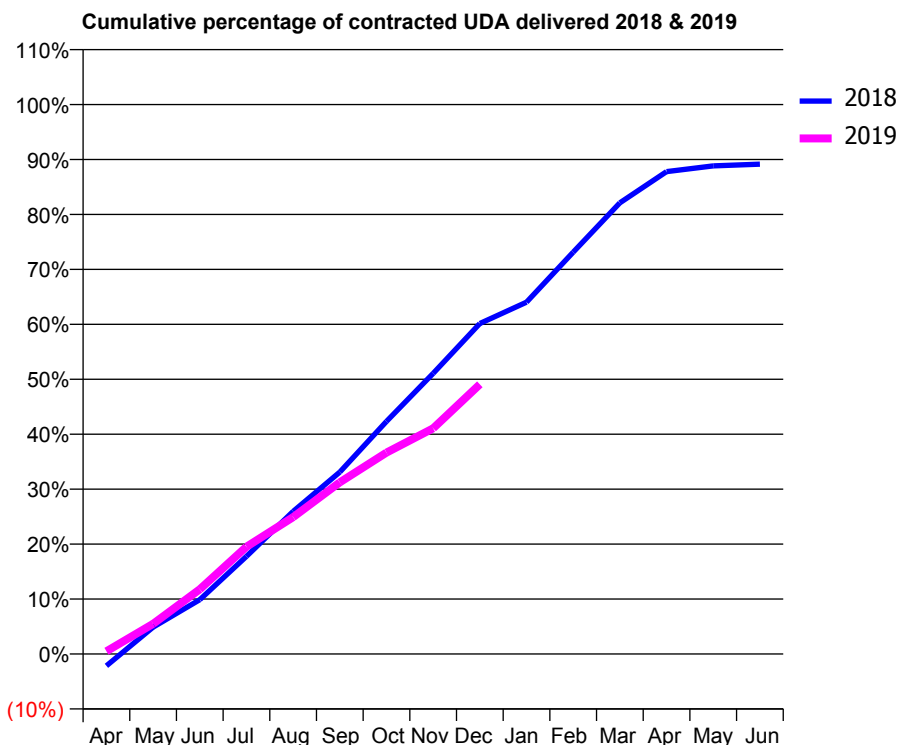
18/19 Contracted general activity (UDA)	8,000
Carry forward general activity (UDA)	0
18/19 Contracted orthodontic activity (UOA)	0
Carry forward orthodontic activity (UOA)	0
Baseline contract value	£233,658.51

ACCESS*

Patients seen in 24 months	Total	Change since previous quarter
Quarter ending December 2017	2,991	
Quarter ending March 2018	3,050	→
Quarter ending June 2018	3,026	→
Quarter ending September 2018	3,028	→
Quarter ending December 2018	2,922	↓
Variance since December 2017	(2.3%)	↓



ACTIVITY



Month	Adjusted Scheduled Activity (UDA)	
	2018	2019
April	-173	40
May	391	439
June	791	943
July	1,422	1,561
August	2,076	1,993
September	2,650	2,500
October	3,387	2,932
November	4,086	3,285
December	4,812	3,926
January	5,123	
February	5,850	
March	6,569	
April	7,022	
May	7,106	
June	7,131	

QUALITY

	Quantity	Base Number	Contract	AT	Region	England
% of FP17s for the same patient ID Re-attending within 3 months - Children	14	420	3.3%	12.0%	12.3%	11.8%
% of FP17s for the same patient ID Re-attending within 3 months - Adults	210	2,002	10.5%	15.2%	15.8%	15.6%
% of FP17s for the same patient ID Re-attending between 3 & 9 months - Children	219	420	52.1%	58.4%	60.1%	58.8%
% of FP17s for the same patient ID Re-attending between 3 & 9 months - Adults	1,072	2,002	53.5%	51.4%	53.3%	51.0%
% of FP17s for Band 1 Urgent Courses	71	2,161	3.3%	10.7%	9.0%	9.0%
% of FP17s Relating to Free Repair or Replacements	57	2,161	2.6%	0.9%	1.0%	0.8%
% of FP17s Relating to Continuations	42	2,161	1.9%	0.9%	1.0%	0.9%
% of Patients satisfied with the dentistry they have received	1	1	N/A	94.5%	93.8%	93.2%
% of Patients satisfied with the time they had to wait for an appointment	1	1	N/A	86.4%	89.4%	88.3%

* This is based on patients treated on this contract for their most recent course of treatment. Figures in italics indicate the base number of FP17s or Patient Questionnaire responses are less than 100. N/A is shown where the base number of responses is less than 10 during the period. % is calculated as Quantity/Base number*100

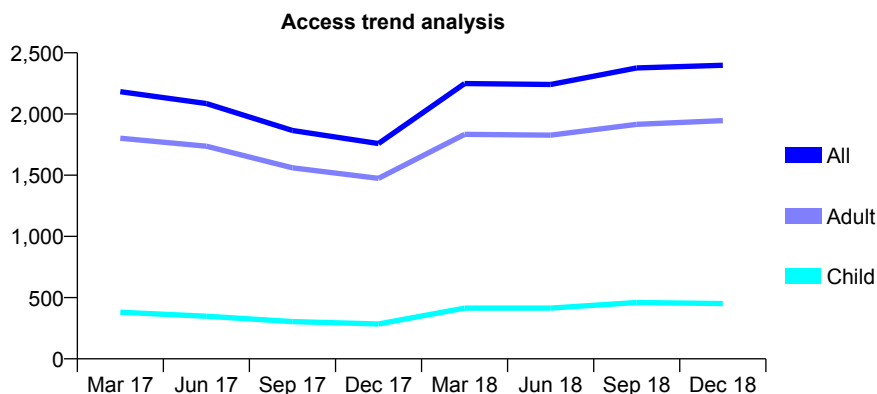
Q47 - Vital Signs At a Glance Contract Report for 748501/0001 - December 2018

Name or company name	Miss K Mayle and Mr J Tidswell
Contract type name	GDS Contract
Purpose of contract	General
Contract start date	01/04/2006
Contract end date	

18/19 Contracted general activity (UDA)	6,998
Carry forward general activity (UDA)	0
18/19 Contracted orthodontic activity (UOA)	0
Carry forward orthodontic activity (UOA)	0
Baseline contract value	£165,930.37

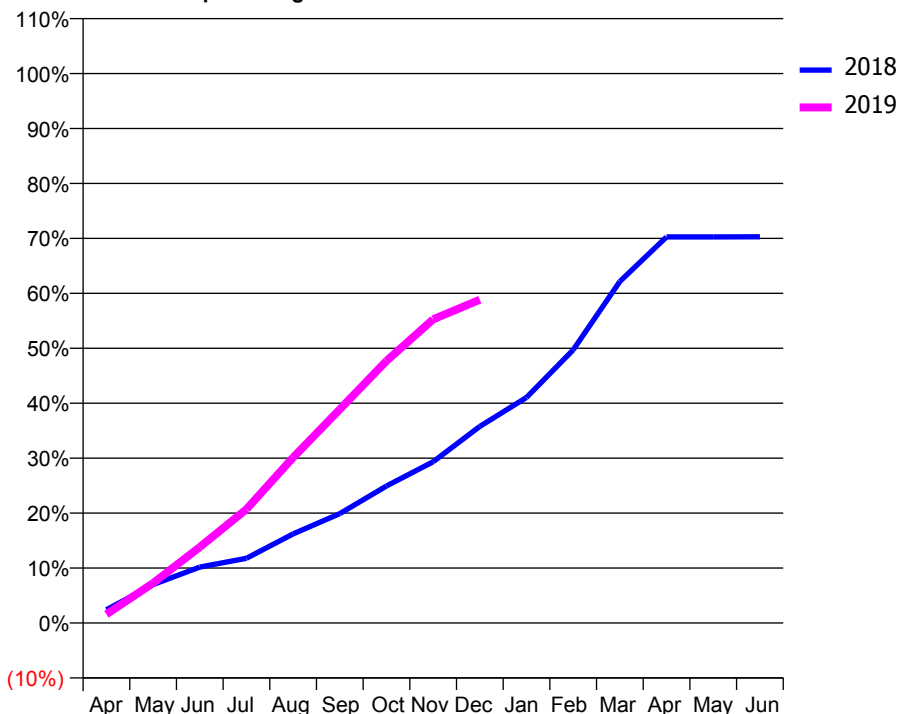
ACCESS*

Patients seen in 24 months	Total	Change since previous quarter
Quarter ending December 2017	1,759	
Quarter ending March 2018	2,249	↑
Quarter ending June 2018	2,241	→
Quarter ending September 2018	2,376	↑
Quarter ending December 2018	2,398	→
Variance since December 2017	36.3%	↑



ACTIVITY

Cumulative percentage of contracted UDA delivered 2018 & 2019



Month	Adjusted Scheduled Activity (UDA)	
	2018	2019
April	169	111
May	490	508
June	713	967
July	824	1,449
August	1,134	2,108
September	1,393	2,721
October	1,745	3,337
November	2,055	3,868
December	2,504	4,118
January	2,872	
February	3,478	
March	4,350	
April	4,917	
May	4,918	
June	4,919	

QUALITY

	Quantity	Base Number	Contract	AT	Region	England
% of FP17s for the same patient ID Re-attending within 3 months - Children	22	470	4.7%	12.0%	12.3%	11.8%
% of FP17s for the same patient ID Re-attending within 3 months - Adults	153	1,941	7.9%	15.2%	15.8%	15.6%
% of FP17s for the same patient ID Re-attending between 3 & 9 months - Children	153	470	32.6%	58.4%	60.1%	58.8%
% of FP17s for the same patient ID Re-attending between 3 & 9 months - Adults	665	1,941	34.3%	51.4%	53.3%	51.0%
% of FP17s for Band 1 Urgent Courses	145	2,150	6.7%	10.7%	9.0%	9.0%
% of FP17s Relating to Free Repair or Replacements	22	2,150	1.0%	0.9%	1.0%	0.8%
% of FP17s Relating to Continuations	36	2,150	1.7%	0.9%	1.0%	0.9%
% of Patients satisfied with the dentistry they have received	1	1	N/A	94.5%	93.8%	93.2%
% of Patients satisfied with the time they had to wait for an appointment	1	1	N/A	86.4%	89.4%	88.3%

* This is based on patients treated on this contract for their most recent course of treatment. Figures in italics indicate the base number of FP17s or Patient Questionnaire responses are less than 100. N/A is shown where the base number of responses is less than 10 during the period. % is calculated as Quantity/Base number*100

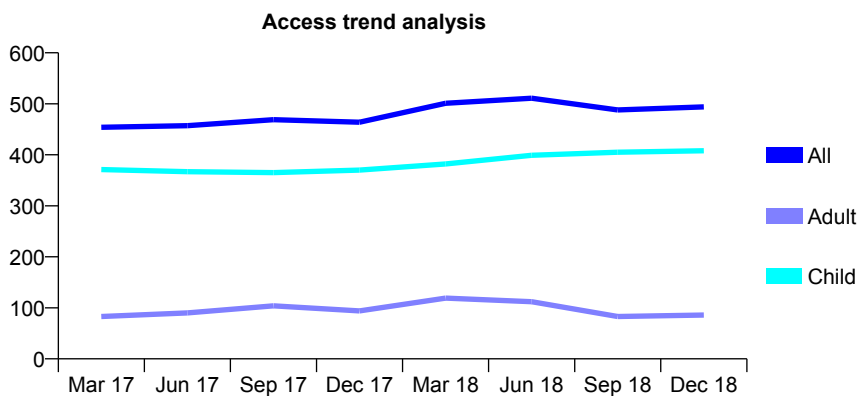
Q47 - Vital Signs At a Glance Contract Report for 751650/0001 - December 2018

Name or company name	MISS ST KHAN
Contract type name	GDS Contract
Purpose of contract	General
Contract start date	01/07/2010
Contract end date	

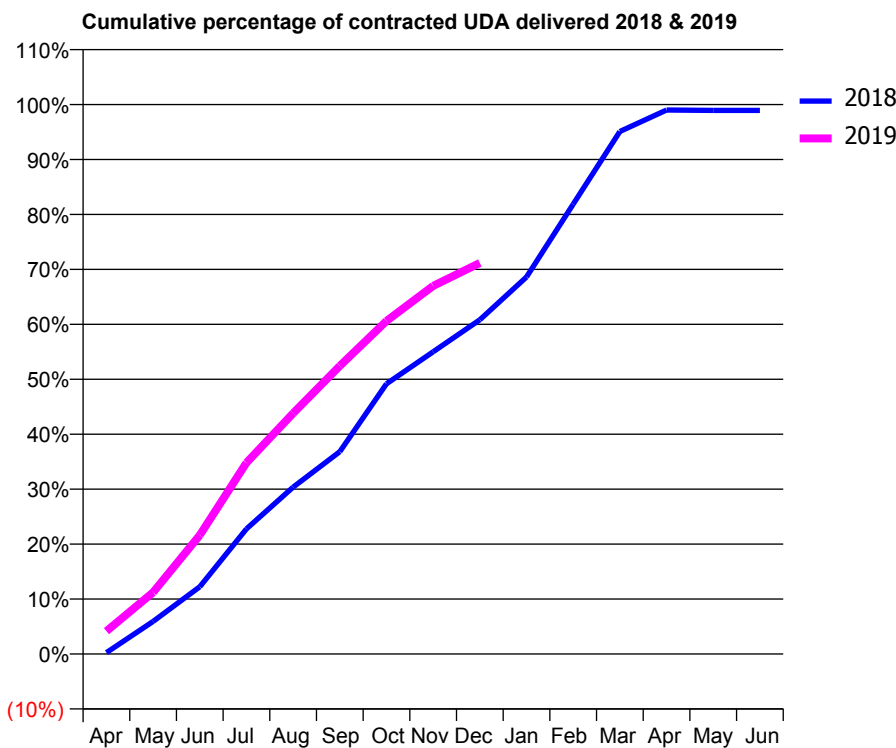
18/19 Contracted general activity (UDA)	1,235
Carry forward general activity (UDA)	13
18/19 Contracted orthodontic activity (UOA)	0
Carry forward orthodontic activity (UOA)	0
Baseline contract value	£49,433.25

ACCESS*

Patients seen in 24 months	Total	Change since previous quarter
Quarter ending December 2017	464	
Quarter ending March 2018	501	↑
Quarter ending June 2018	511	→
Quarter ending September 2018	488	↓
Quarter ending December 2018	494	→
Variance since December 2017	6.5%	↑



ACTIVITY



Month	Adjusted Scheduled Activity (UDA)	
	2018	2019
April	3	51
May	73	139
June	151	267
July	281	430
August	375	541
September	455	647
October	607	748
November	679	827
December	751	879
January	847	
February	1,011	
March	1,174	
April	1,223	
May	1,222	
June	1,222	

QUALITY

	Quantity	Base Number	Contract	AT	Region	England
% of FP17s for the same patient ID Re-attending within 3 months - Children	64	540	11.9%	12.0%	12.3%	11.8%
% of FP17s for the same patient ID Re-attending within 3 months - Adults	1	29	3.4%	15.2%	15.8%	15.6%
% of FP17s for the same patient ID Re-attending between 3 & 9 months - Children	320	540	59.3%	58.4%	60.1%	58.8%
% of FP17s for the same patient ID Re-attending between 3 & 9 months - Adults	2	29	6.9%	51.4%	53.3%	51.0%
% of FP17s for Band 1 Urgent Courses	14	534	2.6%	10.7%	9.0%	9.0%
% of FP17s Relating to Free Repair or Replacements	0	534	0.0%	0.9%	1.0%	0.8%
% of FP17s Relating to Continuations	0	534	0.0%	0.9%	1.0%	0.9%
% of Patients satisfied with the dentistry they have received	0	0	N/A	94.5%	93.8%	93.2%
% of Patients satisfied with the time they had to wait for an appointment	0	0	N/A	86.4%	89.4%	88.3%

* This is based on patients treated on this contract for their most recent course of treatment. Figures in italics indicate the base number of FP17s or Patient Questionnaire responses are less than 100. N/A is shown where the base number of responses is less than 10 during the period. % is calculated as Quantity/Base number*100

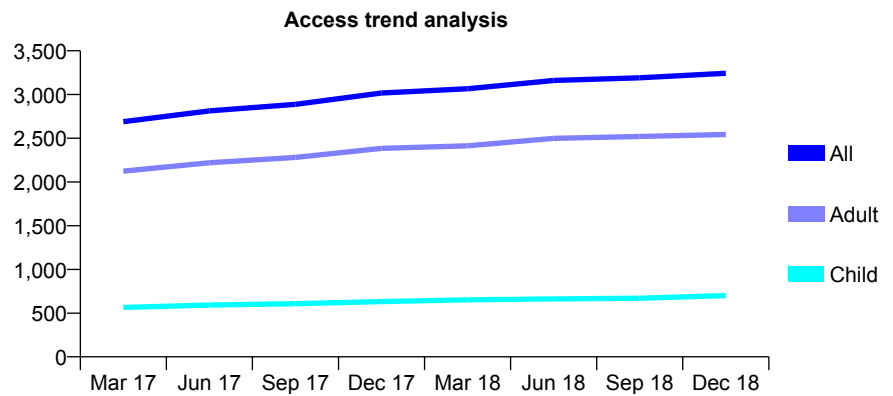
Q47 - Vital Signs At a Glance Contract Report for 751650/0002 - December 2018

Name or company name	MISS ST KHAN
Contract type name	GDS Contract
Purpose of contract	General
Contract start date	01/08/2010
Contract end date	

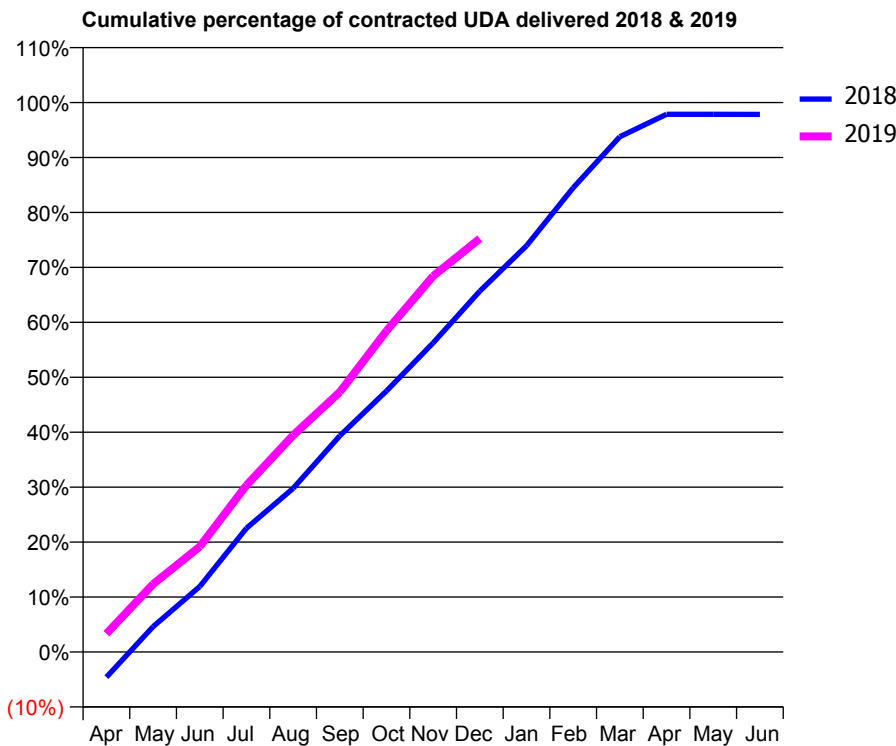
18/19 Contracted general activity (UDA)	9,458
Carry forward general activity (UDA)	205
18/19 Contracted orthodontic activity (UOA)	0
Carry forward orthodontic activity (UOA)	0
Baseline contract value	£239,068.73

ACCESS*

Patients seen in 24 months	Total	Change since previous quarter
Quarter ending December 2017	3,017	
Quarter ending March 2018	3,066	→
Quarter ending June 2018	3,161	↑
Quarter ending September 2018	3,191	→
Quarter ending December 2018	3,243	→
Variance since December 2017	7.5%	↑



ACTIVITY



Month	Adjusted Scheduled Activity (UDA)	
	2018	2019
April	-435	315
May	436	1,169
June	1,127	1,814
July	2,132	2,870
August	2,816	3,731
September	3,722	4,475
October	4,493	5,527
November	5,321	6,471
December	6,212	7,116
January	6,992	
February	7,991	
March	8,869	
April	9,255	
May	9,255	
June	9,253	

QUALITY

	Quantity	Base Number	Contract	AT	Region	England
% of FP17s for the same patient ID Re-attending within 3 months - Children	123	913	13.5%	12.0%	12.3%	11.8%
% of FP17s for the same patient ID Re-attending within 3 months - Adults	442	2,988	14.8%	15.2%	15.8%	15.6%
% of FP17s for the same patient ID Re-attending between 3 & 9 months - Children	533	913	58.4%	58.4%	60.1%	58.8%
% of FP17s for the same patient ID Re-attending between 3 & 9 months - Adults	1,832	2,988	61.3%	51.4%	53.3%	51.0%
% of FP17s for Band 1 Urgent Courses	149	3,717	4.0%	10.7%	9.0%	9.0%
% of FP17s Relating to Free Repair or Replacements	44	3,717	1.2%	0.9%	1.0%	0.8%
% of FP17s Relating to Continuations	0	3,717	0.0%	0.9%	1.0%	0.9%
% of Patients satisfied with the dentistry they have received	0	0	N/A	94.5%	93.8%	93.2%
% of Patients satisfied with the time they had to wait for an appointment	0	0	N/A	86.4%	89.4%	88.3%

* This is based on patients treated on this contract for their most recent course of treatment. Figures in italics indicate the base number of FP17s or Patient Questionnaire responses are less than 100. N/A is shown where the base number of responses is less than 10 during the period. % is calculated as Quantity/Base number*100

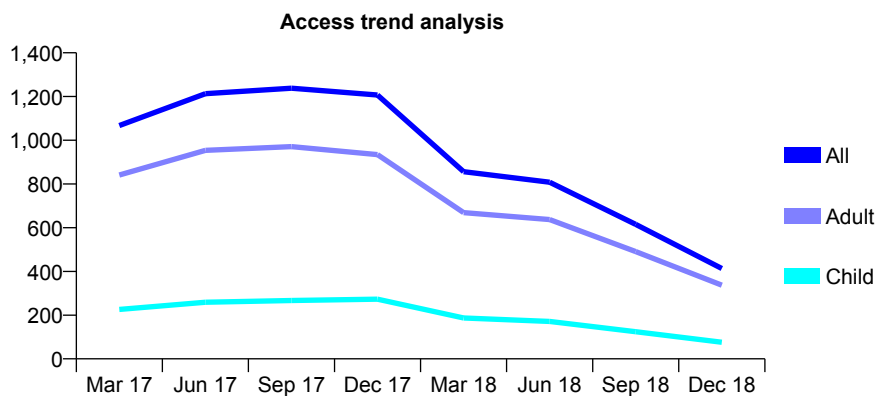
Q47 - Vital Signs At a Glance Contract Report for 752398/0002 - December 2018

Name or company name	MISS KE MAYLE
Contract type name	GDS Contract
Purpose of contract	General
Contract start date	01/04/2006
Contract end date	

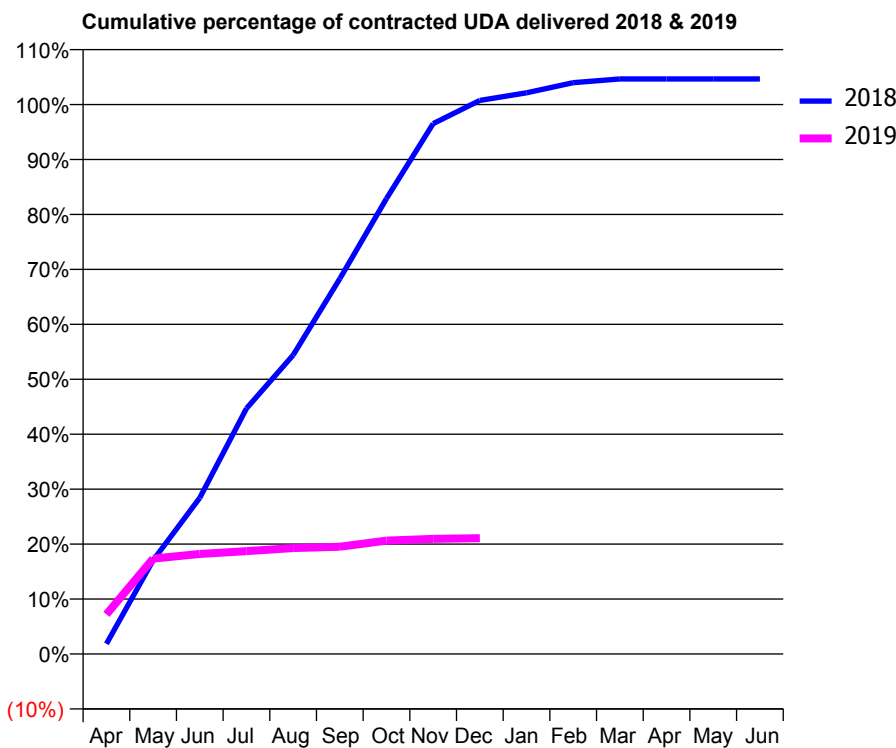
18/19 Contracted general activity (UDA)	2,409
Carry forward general activity (UDA)	0
18/19 Contracted orthodontic activity (UOA)	0
Carry forward orthodontic activity (UOA)	0
Baseline contract value	£55,222.97

ACCESS*

Patients seen in 24 months	Total	Change since previous quarter
Quarter ending December 2017	1,207	
Quarter ending March 2018	856	↓
Quarter ending June 2018	808	↓
Quarter ending September 2018	615	↓
Quarter ending December 2018	413	↓
Variance since December 2017	(65.8%)	↓



ACTIVITY



Month	Adjusted Scheduled Activity (UDA)	
	2018	2019
April	45	174
May	410	418
June	685	439
July	1,077	451
August	1,310	464
September	1,645	470
October	1,997	497
November	2,325	505
December	2,427	508
January	2,460	
February	2,505	
March	2,521	
April	2,521	
May	2,521	
June	2,521	

QUALITY

	Quantity	Base Number	Contract	AT	Region	England
% of FP17s for the same patient ID Re-attending within 3 months - Children	0	53	0.0%	12.0%	12.3%	11.8%
% of FP17s for the same patient ID Re-attending within 3 months - Adults	13	209	6.2%	15.2%	15.8%	15.6%
% of FP17s for the same patient ID Re-attending between 3 & 9 months - Children	21	53	39.6%	58.4%	60.1%	58.8%
% of FP17s for the same patient ID Re-attending between 3 & 9 months - Adults	52	209	24.9%	51.4%	53.3%	51.0%
% of FP17s for Band 1 Urgent Courses	28	262	10.7%	10.7%	9.0%	9.0%
% of FP17s Relating to Free Repair or Replacements	5	262	1.9%	0.9%	1.0%	0.8%
% of FP17s Relating to Continuations	6	262	2.3%	0.9%	1.0%	0.9%
% of Patients satisfied with the dentistry they have received	0	0	N/A	94.5%	93.8%	93.2%
% of Patients satisfied with the time they had to wait for an appointment	0	0	N/A	86.4%	89.4%	88.3%

* This is based on patients treated on this contract for their most recent course of treatment. Figures in italics indicate the base number of FP17s or Patient Questionnaire responses are less than 100. N/A is shown where the base number of responses is less than 10 during the period. % is calculated as Quantity/Base number*100

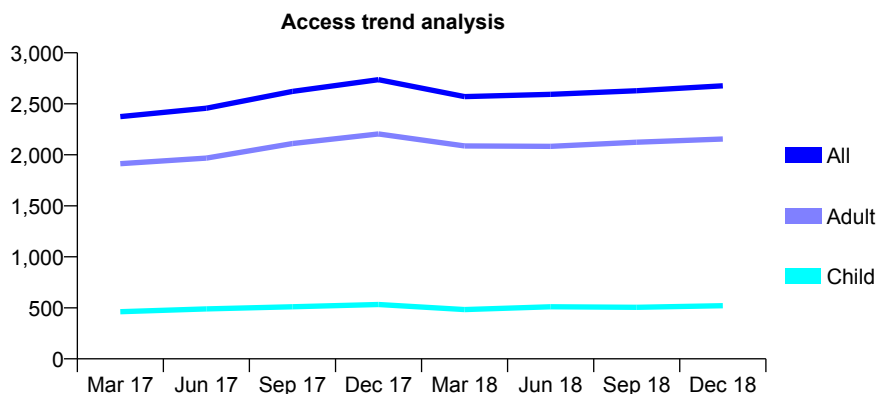
Q47 - Vital Signs At a Glance Contract Report for 752398/0003 - December 2018

Name or company name	MISS KE MAYLE
Contract type name	GDS Contract
Purpose of contract	General
Contract start date	31/08/2011
Contract end date	

18/19 Contracted general activity (UDA)	4,800
Carry forward general activity (UDA)	-59
18/19 Contracted orthodontic activity (UOA)	0
Carry forward orthodontic activity (UOA)	0
Baseline contract value	£129,933.26

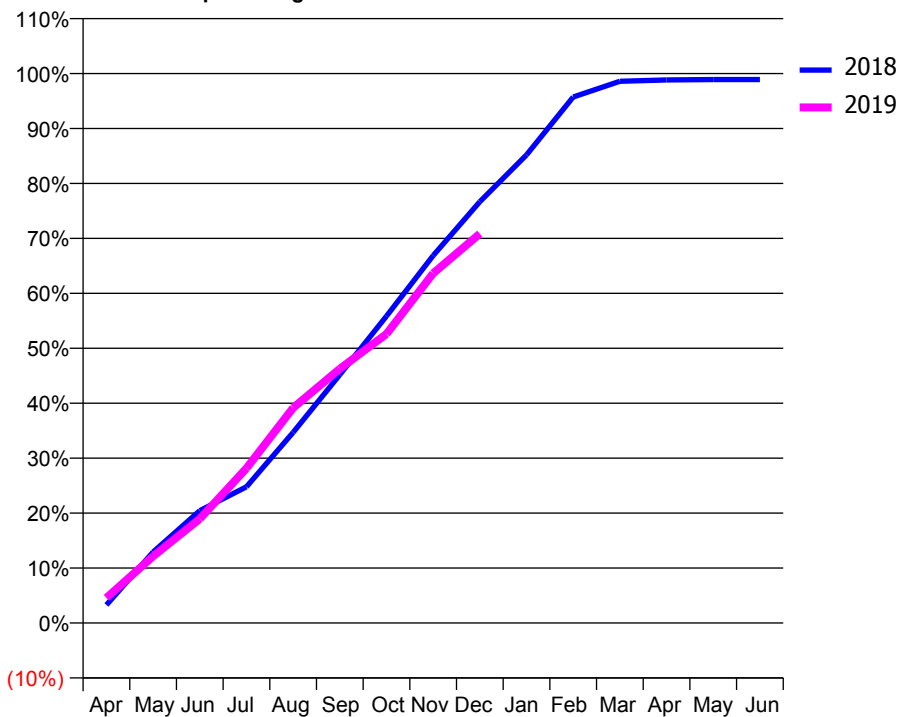
ACCESS*

Patients seen in 24 months	Total	Change since previous quarter
Quarter ending December 2017	2,737	
Quarter ending March 2018	2,570	↓
Quarter ending June 2018	2,593	→
Quarter ending September 2018	2,628	→
Quarter ending December 2018	2,676	→
Variance since December 2017	(2.2%)	↓



ACTIVITY

Cumulative percentage of contracted UDA delivered 2018 & 2019



Month	Adjusted Scheduled Activity (UDA)	
	2018	2019
April	158	219
May	621	583
June	982	910
July	1,190	1,352
August	1,665	1,880
September	2,170	2,221
October	2,681	2,525
November	3,210	3,054
December	3,680	3,401
January	4,089	
February	4,595	
March	4,732	
April	4,744	
May	4,747	
June	4,747	

QUALITY

	Quantity	Base Number	Contract	AT	Region	England
% of FP17s for the same patient ID Re-attending within 3 months - Children	36	563	6.4%	12.0%	12.3%	11.8%
% of FP17s for the same patient ID Re-attending within 3 months - Adults	262	2,065	12.7%	15.2%	15.8%	15.6%
% of FP17s for the same patient ID Re-attending between 3 & 9 months - Children	242	563	43.0%	58.4%	60.1%	58.8%
% of FP17s for the same patient ID Re-attending between 3 & 9 months - Adults	739	2,065	35.8%	51.4%	53.3%	51.0%
% of FP17s for Band 1 Urgent Courses	174	1,897	9.2%	10.7%	9.0%	9.0%
% of FP17s Relating to Free Repair or Replacements	23	1,897	1.2%	0.9%	1.0%	0.8%
% of FP17s Relating to Continuations	37	1,897	2.0%	0.9%	1.0%	0.9%
% of Patients satisfied with the dentistry they have received	2	2	N/A	94.5%	93.8%	93.2%
% of Patients satisfied with the time they had to wait for an appointment	1	2	N/A	86.4%	89.4%	88.3%

* This is based on patients treated on this contract for their most recent course of treatment. Figures in italics indicate the base number of FP17s or Patient Questionnaire responses are less than 100. N/A is shown where the base number of responses is less than 10 during the period. % is calculated as Quantity/Base number*100

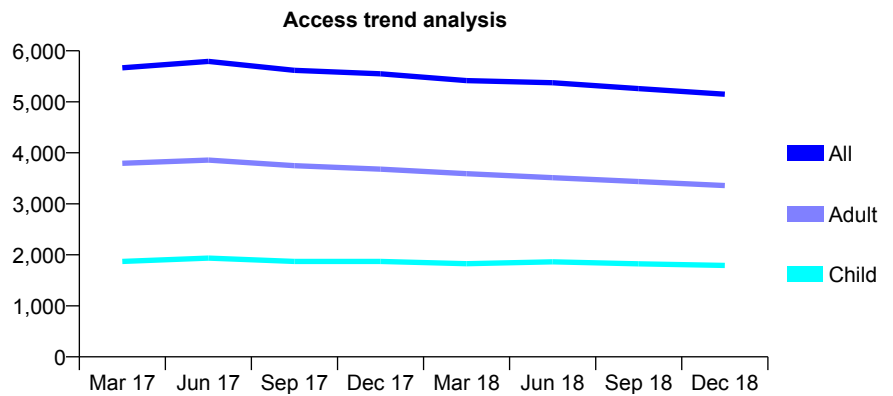
Q47 - Vital Signs At a Glance Contract Report for 755125/0003 - December 2018

Name or company name	MR AM MALIK
Contract type name	GDS Contract
Purpose of contract	General
Contract start date	01/04/2006
Contract end date	

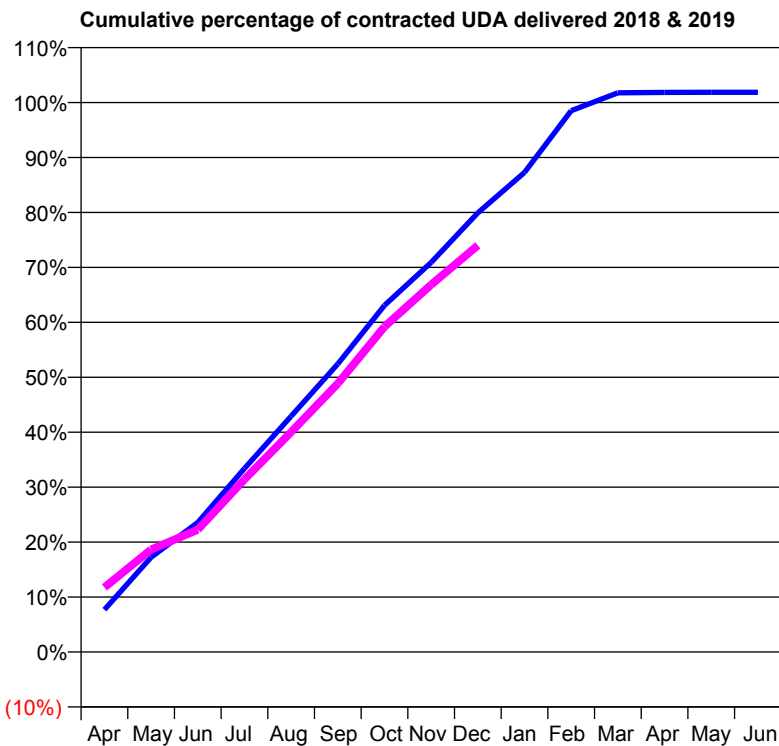
18/19 Contracted general activity (UDA)	15,265
Carry forward general activity (UDA)	-284
18/19 Contracted orthodontic activity (UOA)	0
Carry forward orthodontic activity (UOA)	0
Baseline contract value	£408,140.77

ACCESS*

Patients seen in 24 months	Total	Change since previous quarter
Quarter ending December 2017	5,550	
Quarter ending March 2018	5,415	↓
Quarter ending June 2018	5,375	→
Quarter ending September 2018	5,260	↓
Quarter ending December 2018	5,149	↓
Variance since December 2017	(7.2%)	↓



ACTIVITY



Month	Adjusted Scheduled Activity (UDA)	
	2018	2019
April	1,176	1,794
May	2,630	2,846
June	3,599	3,399
July	5,101	4,794
August	6,552	6,112
September	8,002	7,458
October	9,630	9,036
November	10,822	10,204
December	12,200	11,298
January	13,322	
February	15,037	
March	15,536	
April	15,545	
May	15,549	
June	15,549	

QUALITY

	Quantity	Base Number	Contract	AT	Region	England
% of FP17s for the same patient ID Re-attending within 3 months - Children	254	2,419	10.5%	12.0%	12.3%	11.8%
% of FP17s for the same patient ID Re-attending within 3 months - Adults	603	3,550	17.0%	15.2%	15.8%	15.6%
% of FP17s for the same patient ID Re-attending between 3 & 9 months - Children	1,467	2,419	60.6%	58.4%	60.1%	58.8%
% of FP17s for the same patient ID Re-attending between 3 & 9 months - Adults	1,779	3,550	50.1%	51.4%	53.3%	51.0%
% of FP17s for Band 1 Urgent Courses	615	5,489	11.2%	10.7%	9.0%	9.0%
% of FP17s Relating to Free Repair or Replacements	19	5,489	0.3%	0.9%	1.0%	0.8%
% of FP17s Relating to Continuations	15	5,489	0.3%	0.9%	1.0%	0.9%
% of Patients satisfied with the dentistry they have received	2	2	N/A	94.5%	93.8%	93.2%
% of Patients satisfied with the time they had to wait for an appointment	2	2	N/A	86.4%	89.4%	88.3%

* This is based on patients treated on this contract for their most recent course of treatment. Figures in italics indicate the base number of FP17s or Patient Questionnaire responses are less than 100. N/A is shown where the base number of responses is less than 10 during the period. % is calculated as Quantity/Base number*100

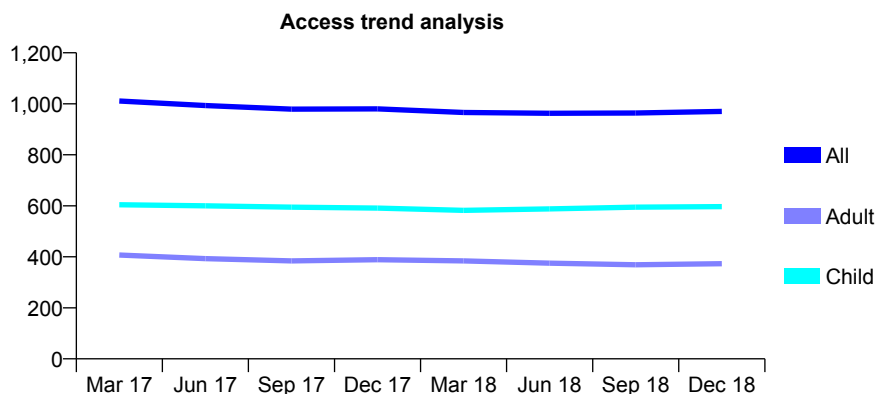
Q47 - Vital Signs At a Glance Contract Report for 75559/0001 - December 2018

Name or company name	MR SA DADABHAI
Contract type name	GDS Contract
Purpose of contract	General
Contract start date	01/04/2006
Contract end date	

18/19 Contracted general activity (UDA)	3,006
Carry forward general activity (UDA)	-48
18/19 Contracted orthodontic activity (UOA)	0
Carry forward orthodontic activity (UOA)	0
Baseline contract value	£77,845.56

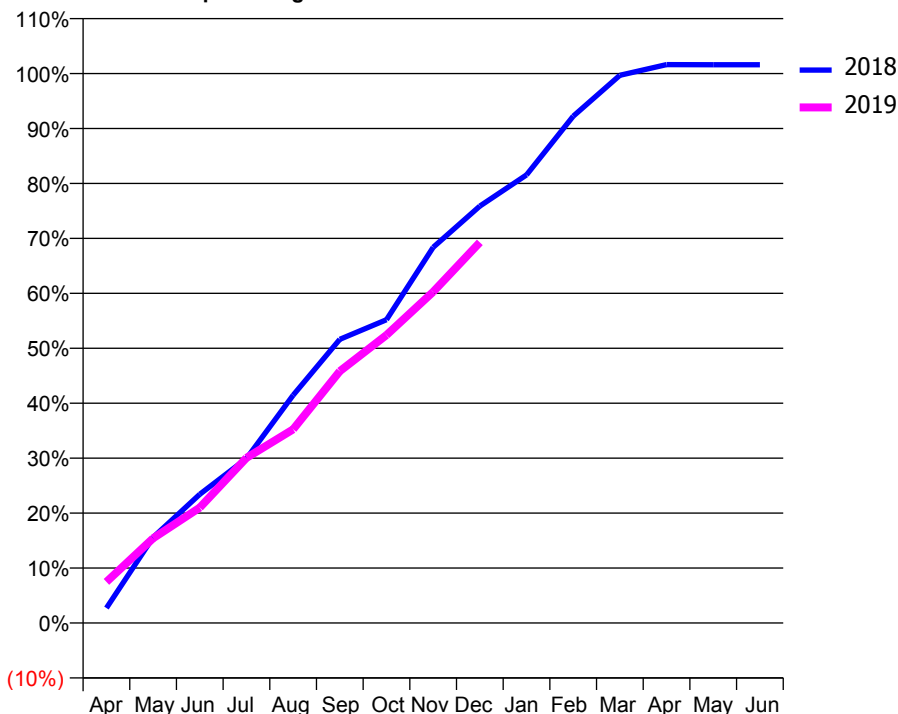
ACCESS*

Patients seen in 24 months	Total	Change since previous quarter
Quarter ending December 2017	980	
Quarter ending March 2018	966	↓
Quarter ending June 2018	963	→
Quarter ending September 2018	964	→
Quarter ending December 2018	970	→
Variance since December 2017	(1.0%)	↓



ACTIVITY

Cumulative percentage of contracted UDA delivered 2018 & 2019



Month	Adjusted Scheduled Activity (UDA)	
	2018	2019
April	82	225
May	468	464
June	704	631
July	900	903
August	1,247	1,059
September	1,552	1,377
October	1,659	1,576
November	2,055	1,812
December	2,281	2,082
January	2,451	
February	2,772	
March	2,996	
April	3,055	
May	3,054	
June	3,054	

QUALITY

	Quantity	Base Number	Contract	AT	Region	England
% of FP17s for the same patient ID Re-attending within 3 months - Children	150	880	17.0%	12.0%	12.3%	11.8%
% of FP17s for the same patient ID Re-attending within 3 months - Adults	44	356	12.4%	15.2%	15.8%	15.6%
% of FP17s for the same patient ID Re-attending between 3 & 9 months - Children	554	880	63.0%	58.4%	60.1%	58.8%
% of FP17s for the same patient ID Re-attending between 3 & 9 months - Adults	222	356	62.4%	51.4%	53.3%	51.0%
% of FP17s for Band 1 Urgent Courses	37	1,200	3.1%	10.7%	9.0%	9.0%
% of FP17s Relating to Free Repair or Replacements	0	1,200	0.0%	0.9%	1.0%	0.8%
% of FP17s Relating to Continuations	0	1,200	0.0%	0.9%	1.0%	0.9%
% of Patients satisfied with the dentistry they have received	0	0	N/A	94.5%	93.8%	93.2%
% of Patients satisfied with the time they had to wait for an appointment	0	0	N/A	86.4%	89.4%	88.3%

* This is based on patients treated on this contract for their most recent course of treatment. Figures in italics indicate the base number of FP17s or Patient Questionnaire responses are less than 100. N/A is shown where the base number of responses is less than 10 during the period. % is calculated as Quantity/Base number*100

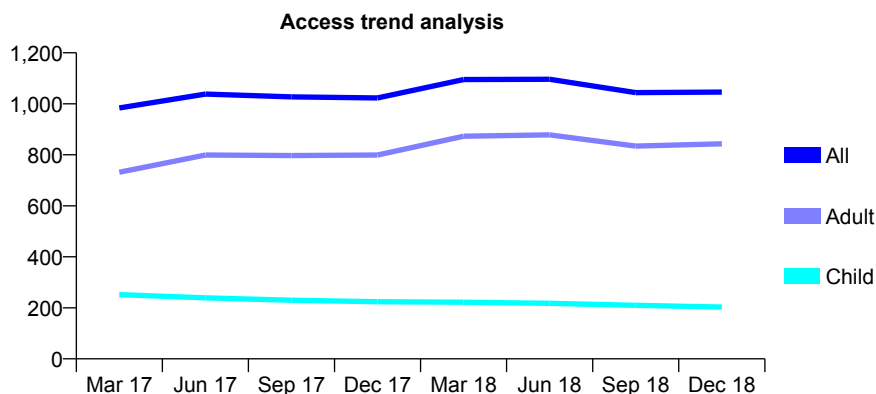
Q47 - Vital Signs At a Glance Contract Report for 779490/0001 - December 2018

Name or company name	MR M RADOVANOVICH
Contract type name	GDS Contract
Purpose of contract	General
Contract start date	05/05/2006
Contract end date	

18/19 Contracted general activity (UDA)	2,315
Carry forward general activity (UDA)	0
18/19 Contracted orthodontic activity (UOA)	0
Carry forward orthodontic activity (UOA)	0
Baseline contract value	£52,587.98

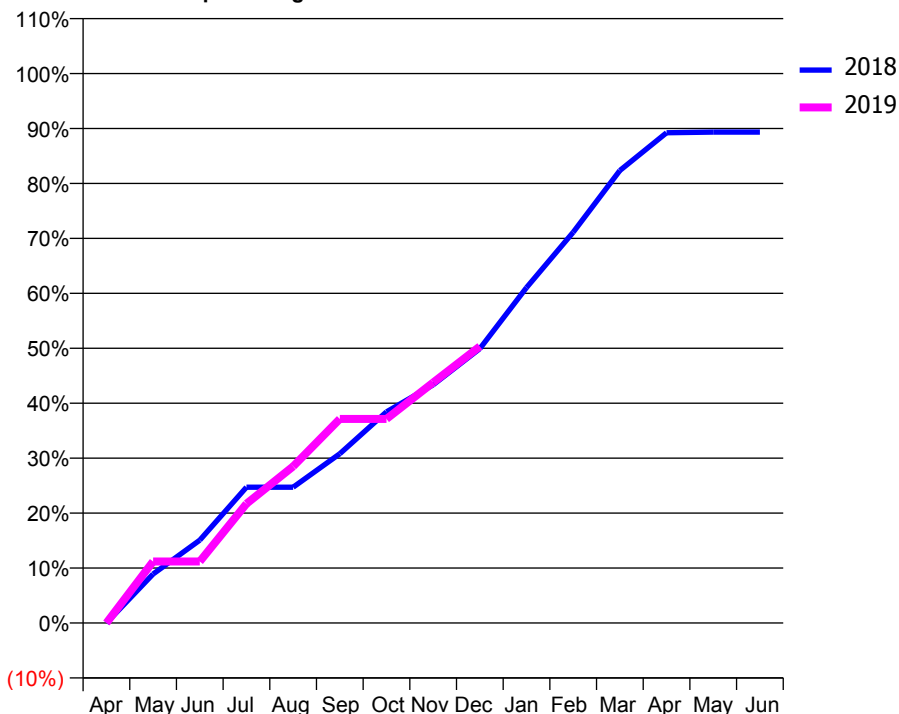
ACCESS*

Patients seen in 24 months	Total	Change since previous quarter
Quarter ending December 2017	1,023	
Quarter ending March 2018	1,095	↑
Quarter ending June 2018	1,096	→
Quarter ending September 2018	1,044	↓
Quarter ending December 2018	1,046	→
Variance since December 2017	2.2%	↑



ACTIVITY

Cumulative percentage of contracted UDA delivered 2018 & 2019



Month	Adjusted Scheduled Activity (UDA)	
	2018	2019
April	0	0
May	206	259
June	349	259
July	572	502
August	572	660
September	713	860
October	890	860
November	1,004	1,013
December	1,156	1,165
January	1,413	
February	1,646	
March	1,906	
April	2,065	
May	2,068	
June	2,068	

QUALITY

	Quantity	Base Number	Contract	AT	Region	England
% of FP17s for the same patient ID Re-attending within 3 months - Children	14	227	6.2%	12.0%	12.3%	11.8%
% of FP17s for the same patient ID Re-attending within 3 months - Adults	39	594	6.6%	15.2%	15.8%	15.6%
% of FP17s for the same patient ID Re-attending between 3 & 9 months - Children	164	227	72.2%	58.4%	60.1%	58.8%
% of FP17s for the same patient ID Re-attending between 3 & 9 months - Adults	294	594	49.5%	51.4%	53.3%	51.0%
% of FP17s for Band 1 Urgent Courses	5	741	0.7%	10.7%	9.0%	9.0%
% of FP17s Relating to Free Repair or Replacements	0	741	0.0%	0.9%	1.0%	0.8%
% of FP17s Relating to Continuations	0	741	0.0%	0.9%	1.0%	0.9%
% of Patients satisfied with the dentistry they have received	0	0	N/A	94.5%	93.8%	93.2%
% of Patients satisfied with the time they had to wait for an appointment	0	0	N/A	86.4%	89.4%	88.3%

* This is based on patients treated on this contract for their most recent course of treatment. Figures in italics indicate the base number of FP17s or Patient Questionnaire responses are less than 100. N/A is shown where the base number of responses is less than 10 during the period. % is calculated as Quantity/Base number*100

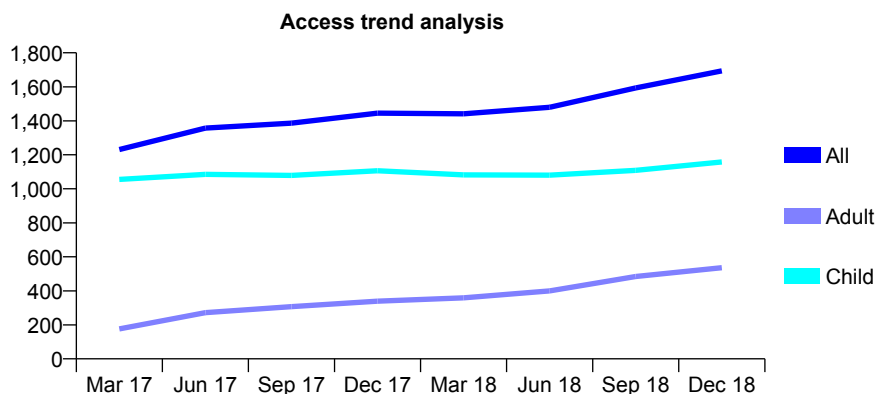
Q47 - Vital Signs At a Glance Contract Report for 781525/0001 - December 2018

Name or company name	Ardent Dental Care Practice Partnership
Contract type name	GDS Contract
Purpose of contract	General
Contract start date	01/07/2012
Contract end date	

18/19 Contracted general activity (UDA)	3,404
Carry forward general activity (UDA)	-47
18/19 Contracted orthodontic activity (UOA)	0
Carry forward orthodontic activity (UOA)	0
Baseline contract value	£82,770.42

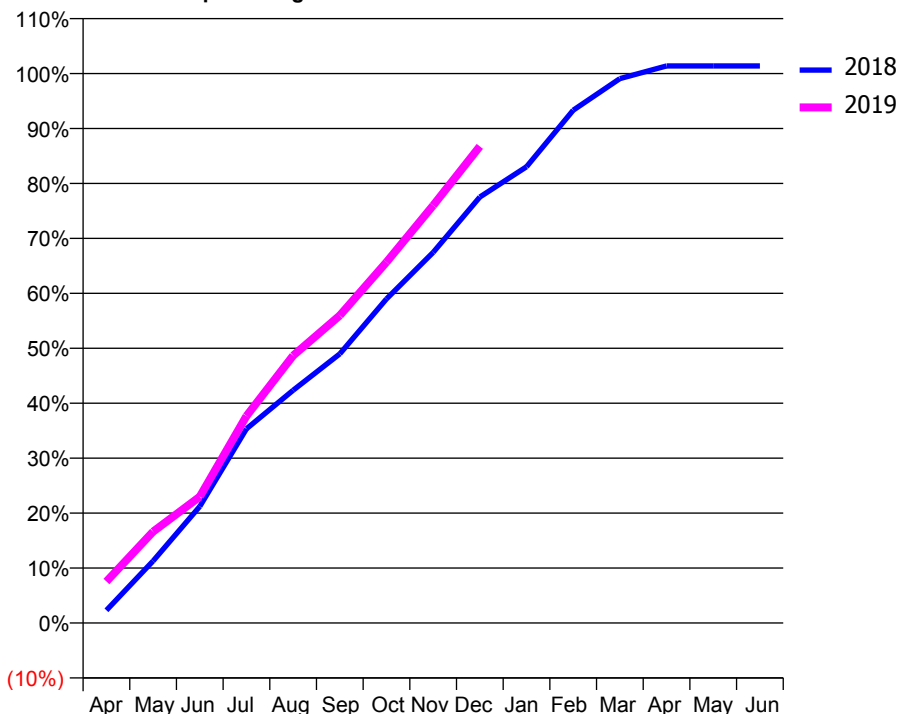
ACCESS*

Patients seen in 24 months	Total	Change since previous quarter
Quarter ending December 2017	1,445	
Quarter ending March 2018	1,441	→
Quarter ending June 2018	1,480	↑
Quarter ending September 2018	1,593	↑
Quarter ending December 2018	1,694	↑
Variance since December 2017	17.2%	↑



ACTIVITY

Cumulative percentage of contracted UDA delivered 2018 & 2019



Month	Adjusted Scheduled Activity (UDA)	
	2018	2019
April	79	257
May	384	566
June	722	783
July	1,203	1,282
August	1,442	1,656
September	1,667	1,905
October	2,008	2,235
November	2,296	2,587
December	2,638	2,953
January	2,827	
February	3,177	
March	3,372	
April	3,451	
May	3,451	
June	3,451	

QUALITY

	Quantity	Base Number	Contract	AT	Region	England
% of FP17s for the same patient ID Re-attending within 3 months - Children	88	1,392	6.3%	12.0%	12.3%	11.8%
% of FP17s for the same patient ID Re-attending within 3 months - Adults	37	449	8.2%	15.2%	15.8%	15.6%
% of FP17s for the same patient ID Re-attending between 3 & 9 months - Children	897	1,392	64.4%	58.4%	60.1%	58.8%
% of FP17s for the same patient ID Re-attending between 3 & 9 months - Adults	179	449	39.9%	51.4%	53.3%	51.0%
% of FP17s for Band 1 Urgent Courses	80	1,792	4.5%	10.7%	9.0%	9.0%
% of FP17s Relating to Free Repair or Replacements	3	1,792	0.2%	0.9%	1.0%	0.8%
% of FP17s Relating to Continuations	21	1,792	1.2%	0.9%	1.0%	0.9%
% of Patients satisfied with the dentistry they have received	1	1	N/A	94.5%	93.8%	93.2%
% of Patients satisfied with the time they had to wait for an appointment	1	1	N/A	86.4%	89.4%	88.3%

* This is based on patients treated on this contract for their most recent course of treatment. Figures in italics indicate the base number of FP17s or Patient Questionnaire responses are less than 100. N/A is shown where the base number of responses is less than 10 during the period. % is calculated as Quantity/Base number*100

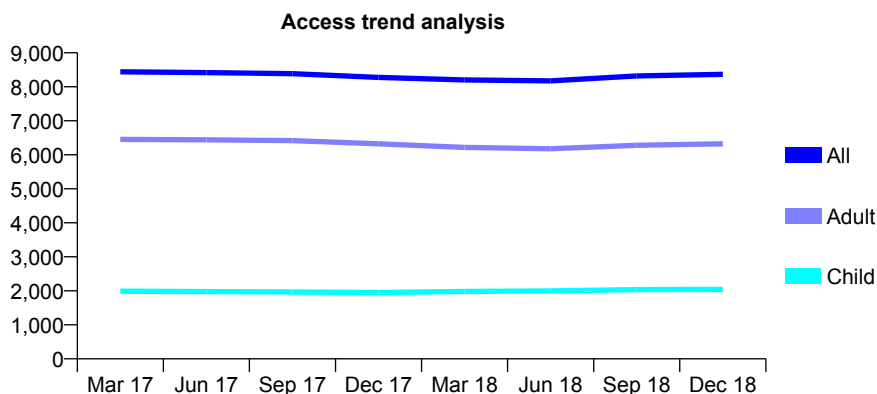
Q47 - Vital Signs At a Glance Contract Report for 788511/0001 - December 2018

Name or company name	MR MA BEST
Contract type name	Pilot Contract
Purpose of contract	General
Contract start date	01/09/2011
Contract end date	

18/19 Contracted general activity (UDA)	26,540
Carry forward general activity (UDA)	0
18/19 Contracted orthodontic activity (UOA)	0
Carry forward orthodontic activity (UOA)	0
Baseline contract value	£891,128.65

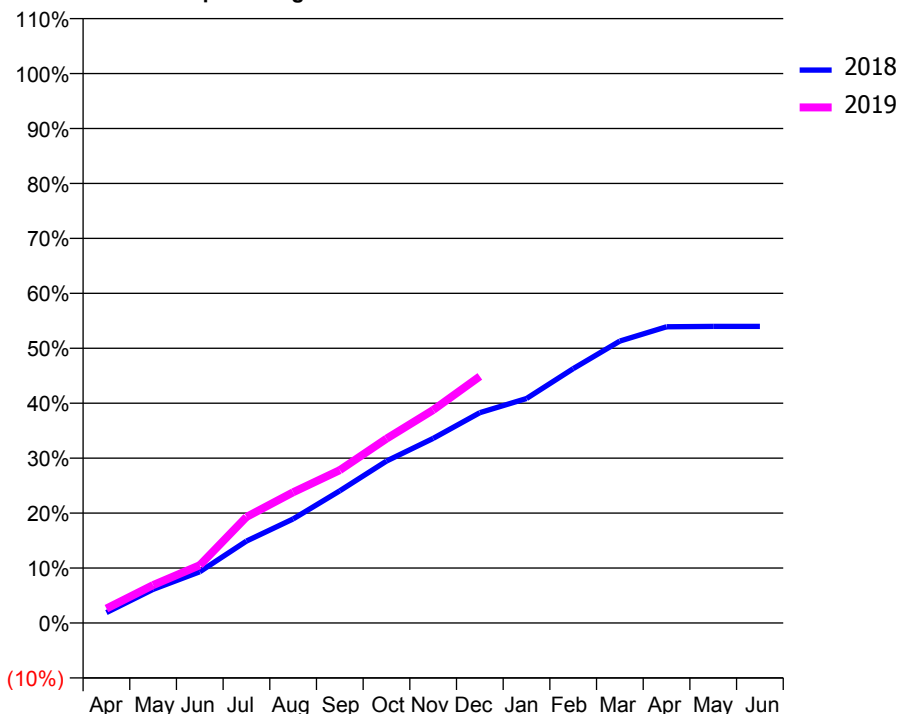
ACCESS*

Patients seen in 24 months	Total	Change since previous quarter
Quarter ending December 2017	8,275	
Quarter ending March 2018	8,200	→
Quarter ending June 2018	8,176	→
Quarter ending September 2018	8,319	→
Quarter ending December 2018	8,365	→
Variance since December 2017	1.1%	→



ACTIVITY

Cumulative percentage of contracted UDA delivered 2018 & 2019



Month	Adjusted Scheduled Activity (UDA)	
	2018	2019
April	503	696
May	1,628	1,834
June	2,477	2,791
July	3,956	5,126
August	5,029	6,313
September	6,384	7,382
October	7,821	8,903
November	8,914	10,287
December	10,158	11,911
January	10,843	
February	12,285	
March	13,615	
April	14,306	
May	14,327	
June	14,324	

QUALITY

	Quantity	Base Number	Contract	AT	Region	England
% of FP17s for the same patient ID Re-attending within 3 months - Children	250	2,176	11.5%	12.0%	12.3%	11.8%
% of FP17s for the same patient ID Re-attending within 3 months - Adults	846	5,056	16.7%	15.2%	15.8%	15.6%
% of FP17s for the same patient ID Re-attending between 3 & 9 months - Children	957	2,176	44.0%	58.4%	60.1%	58.8%
% of FP17s for the same patient ID Re-attending between 3 & 9 months - Adults	1,341	5,056	26.5%	51.4%	53.3%	51.0%
% of FP17s for Band 1 Urgent Courses	501	6,147	8.2%	10.7%	9.0%	9.0%
% of FP17s Relating to Free Repair or Replacements	35	6,147	0.6%	0.9%	1.0%	0.8%
% of FP17s Relating to Continuations	108	6,147	1.8%	0.9%	1.0%	0.9%
% of Patients satisfied with the dentistry they have received	5	5	N/A	94.5%	93.8%	93.2%
% of Patients satisfied with the time they had to wait for an appointment	4	5	N/A	86.4%	89.4%	88.3%

* This is based on patients treated on this contract for their most recent course of treatment. Figures in italics indicate the base number of FP17s or Patient Questionnaire responses are less than 100. N/A is shown where the base number of responses is less than 10 during the period. % is calculated as Quantity/Base number*100

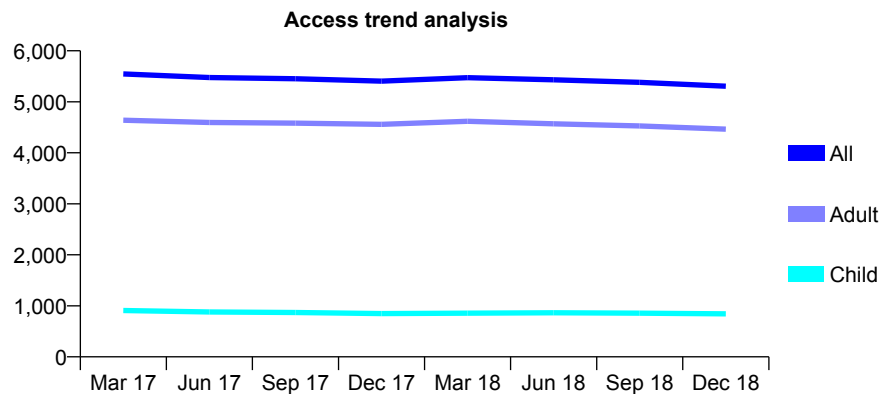
Q47 - Vital Signs At a Glance Contract Report for 801968/0001 - December 2018

Name or company name	MR J BENSON
Contract type name	GDS Contract
Purpose of contract	General
Contract start date	01/04/2006
Contract end date	

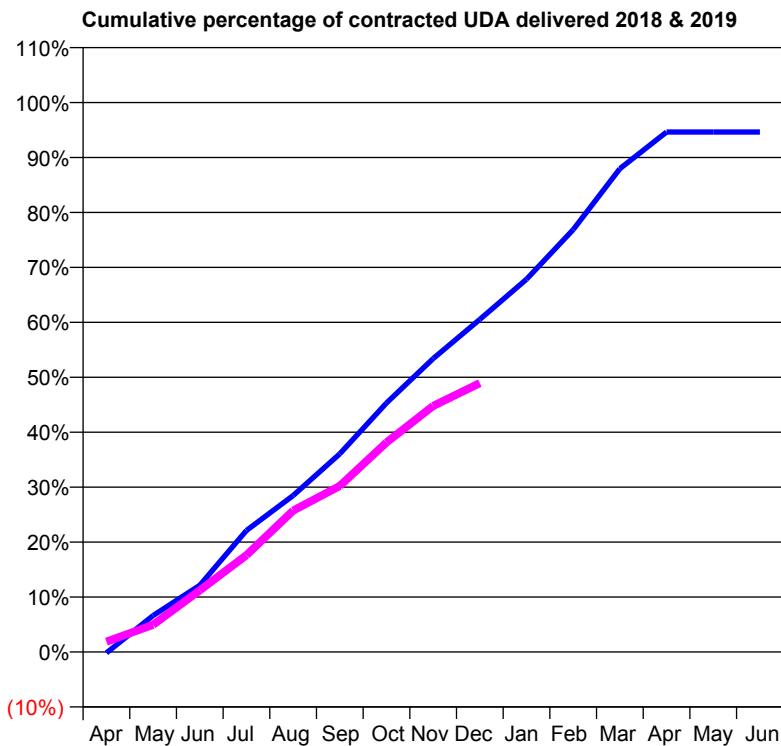
18/19 Contracted general activity (UDA)	18,391
Carry forward general activity (UDA)	0
18/19 Contracted orthodontic activity (UOA)	0
Carry forward orthodontic activity (UOA)	0
Baseline contract value	£461,870.54

ACCESS*

Patients seen in 24 months	Total	Change since previous quarter
Quarter ending December 2017	5,405	
Quarter ending March 2018	5,473	→
Quarter ending June 2018	5,431	→
Quarter ending September 2018	5,381	→
Quarter ending December 2018	5,307	↓
Variance since December 2017	(1.8%)	↓



ACTIVITY



Month	Adjusted Scheduled Activity (UDA)	
	2018	2019
April	-35	345
May	1,219	913
June	2,234	2,064
July	4,069	3,244
August	5,239	4,734
September	6,633	5,561
October	8,333	7,014
November	9,819	8,235
December	11,135	8,999
January	12,476	
February	14,136	
March	16,177	
April	17,403	
May	17,403	
June	17,404	

QUALITY

	Quantity	Base Number	Contract	AT	Region	England
% of FP17s for the same patient ID Re-attending within 3 months - Children	61	832	7.3%	12.0%	12.3%	11.8%
% of FP17s for the same patient ID Re-attending within 3 months - Adults	815	4,755	17.1%	15.2%	15.8%	15.6%
% of FP17s for the same patient ID Re-attending between 3 & 9 months - Children	483	832	58.1%	58.4%	60.1%	58.8%
% of FP17s for the same patient ID Re-attending between 3 & 9 months - Adults	2,539	4,755	53.4%	51.4%	53.3%	51.0%
% of FP17s for Band 1 Urgent Courses	428	5,136	8.3%	10.7%	9.0%	9.0%
% of FP17s Relating to Free Repair or Replacements	62	5,136	1.2%	0.9%	1.0%	0.8%
% of FP17s Relating to Continuations	51	5,136	1.0%	0.9%	1.0%	0.9%
% of Patients satisfied with the dentistry they have received	1	1	N/A	94.5%	93.8%	93.2%
% of Patients satisfied with the time they had to wait for an appointment	1	1	N/A	86.4%	89.4%	88.3%

* This is based on patients treated on this contract for their most recent course of treatment. Figures in italics indicate the base number of FP17s or Patient Questionnaire responses are less than 100. N/A is shown where the base number of responses is less than 10 during the period. % is calculated as Quantity/Base number*100

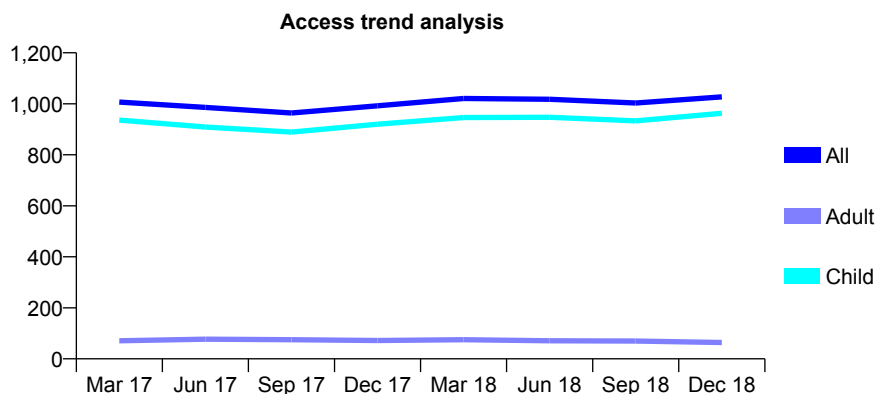
Q47 - Vital Signs At a Glance Contract Report for 814296/0001 - December 2018

Name or company name	MR AW ROBINSON
Contract type name	GDS Contract
Purpose of contract	General
Contract start date	01/04/2006
Contract end date	

18/19 Contracted general activity (UDA)	1,500
Carry forward general activity (UDA)	0
18/19 Contracted orthodontic activity (UOA)	0
Carry forward orthodontic activity (UOA)	0
Baseline contract value	£45,098.91

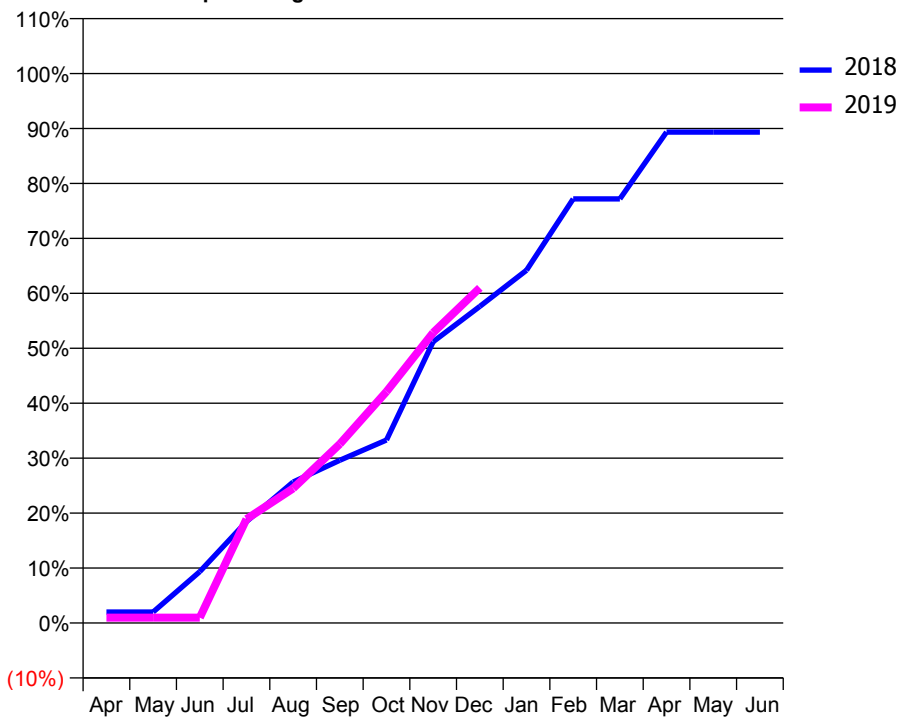
ACCESS*

Patients seen in 24 months	Total	Change since previous quarter
Quarter ending December 2017	992	
Quarter ending March 2018	1,021	↑
Quarter ending June 2018	1,018	→
Quarter ending September 2018	1,003	↓
Quarter ending December 2018	1,027	↑
Variance since December 2017	3.5%	↑



ACTIVITY

Cumulative percentage of contracted UDA delivered 2018 & 2019



Month	Adjusted Scheduled Activity (UDA)	
	2018	2019
April	30	15
May	30	15
June	140	15
July	277	284
August	385	367
September	444	489
October	500	632
November	768	793
December	864	915
January	963	
February	1,158	
March	1,158	
April	1,340	
May	1,340	
June	1,340	

QUALITY

	Quantity	Base Number	Contract	AT	Region	England
% of FP17s for the same patient ID Re-attending within 3 months - Children	76	874	8.7%	12.0%	12.3%	11.8%
% of FP17s for the same patient ID Re-attending within 3 months - Adults	0	1	0.0%	15.2%	15.8%	15.6%
% of FP17s for the same patient ID Re-attending between 3 & 9 months - Children	292	874	33.4%	58.4%	60.1%	58.8%
% of FP17s for the same patient ID Re-attending between 3 & 9 months - Adults	0	1	0.0%	51.4%	53.3%	51.0%
% of FP17s for Band 1 Urgent Courses	73	749	9.7%	10.7%	9.0%	9.0%
% of FP17s Relating to Free Repair or Replacements	0	749	0.0%	0.9%	1.0%	0.8%
% of FP17s Relating to Continuations	0	749	0.0%	0.9%	1.0%	0.9%
% of Patients satisfied with the dentistry they have received	0	0	N/A	94.5%	93.8%	93.2%
% of Patients satisfied with the time they had to wait for an appointment	0	0	N/A	86.4%	89.4%	88.3%

* This is based on patients treated on this contract for their most recent course of treatment. Figures in italics indicate the base number of FP17s or Patient Questionnaire responses are less than 100. N/A is shown where the base number of responses is less than 10 during the period. % is calculated as Quantity/Base number*100

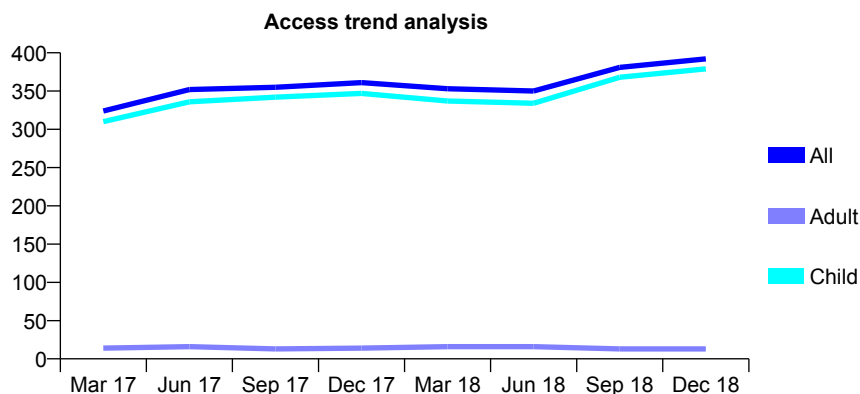
Q47 - Vital Signs At a Glance Contract Report for 814490/0001 - December 2018

Name or company name	MR MA POWELL
Contract type name	GDS Contract
Purpose of contract	General
Contract start date	01/04/2006
Contract end date	

18/19 Contracted general activity (UDA)	795
Carry forward general activity (UDA)	0
18/19 Contracted orthodontic activity (UOA)	0
Carry forward orthodontic activity (UOA)	0
Baseline contract value	£19,349.95

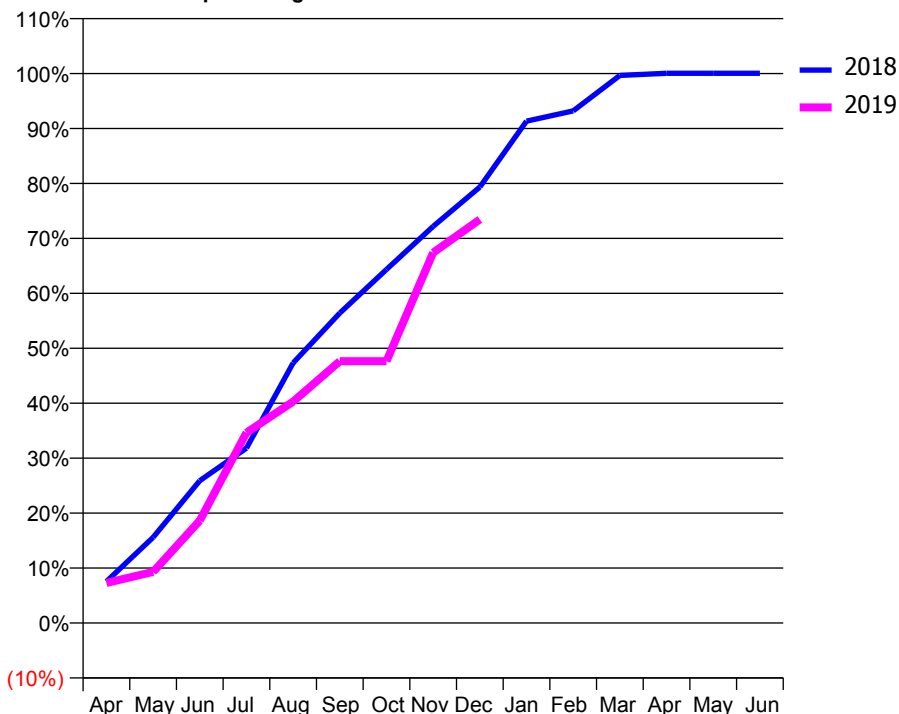
ACCESS*

Patients seen in 24 months	Total	Change since previous quarter
Quarter ending December 2017	361	
Quarter ending March 2018	353	↓
Quarter ending June 2018	350	→
Quarter ending September 2018	381	↑
Quarter ending December 2018	392	↑
Variance since December 2017	8.6%	↑



ACTIVITY

Cumulative percentage of contracted UDA delivered 2018 & 2019



Month	Adjusted Scheduled Activity (UDA)	
	2018	2019
April	60	58
May	124	74
June	206	148
July	253	275
August	376	320
September	448	379
October	512	379
November	574	536
December	631	584
January	726	
February	741	
March	792	
April	795	
May	795	
June	795	

QUALITY

	Quantity	Base Number	Contract	AT	Region	England
% of FP17s for the same patient ID Re-attending within 3 months - Children	17	411	4.1%	12.0%	12.3%	11.8%
% of FP17s for the same patient ID Re-attending within 3 months - Adults	0	0	N/A	15.2%	15.8%	15.6%
% of FP17s for the same patient ID Re-attending between 3 & 9 months - Children	249	411	60.6%	58.4%	60.1%	58.8%
% of FP17s for the same patient ID Re-attending between 3 & 9 months - Adults	0	0	N/A	51.4%	53.3%	51.0%
% of FP17s for Band 1 Urgent Courses	4	408	1.0%	10.7%	9.0%	9.0%
% of FP17s Relating to Free Repair or Replacements	0	408	0.0%	0.9%	1.0%	0.8%
% of FP17s Relating to Continuations	0	408	0.0%	0.9%	1.0%	0.9%
% of Patients satisfied with the dentistry they have received	0	0	N/A	94.5%	93.8%	93.2%
% of Patients satisfied with the time they had to wait for an appointment	0	0	N/A	86.4%	89.4%	88.3%

* This is based on patients treated on this contract for their most recent course of treatment. Figures in italics indicate the base number of FP17s or Patient Questionnaire responses are less than 100. N/A is shown where the base number of responses is less than 10 during the period. % is calculated as Quantity/Base number*100

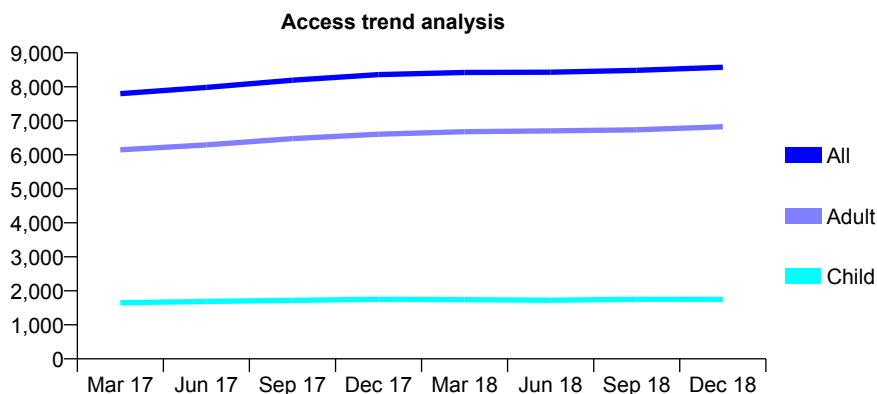
Q47 - Vital Signs At a Glance Contract Report for 819786/0001 - December 2018

Name or company name	MR CA TURNER
Contract type name	GDS Contract
Purpose of contract	General
Contract start date	01/10/2013
Contract end date	

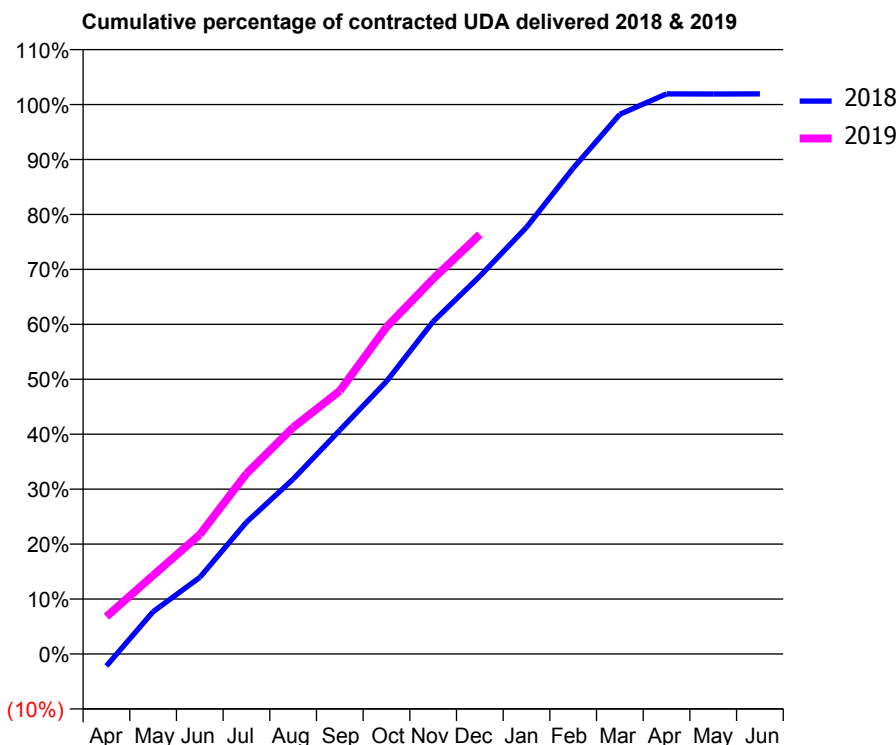
18/19 Contracted general activity (UDA)	22,621
Carry forward general activity (UDA)	-438
18/19 Contracted orthodontic activity (UOA)	0
Carry forward orthodontic activity (UOA)	0
Baseline contract value	£901,391.78

ACCESS*

Patients seen in 24 months	Total	Change since previous quarter
Quarter ending December 2017	8,357	
Quarter ending March 2018	8,422	→
Quarter ending June 2018	8,430	→
Quarter ending September 2018	8,486	→
Quarter ending December 2018	8,573	→
Variance since December 2017	2.6%	↑



ACTIVITY



Month	Adjusted Scheduled Activity (UDA)	
	2018	2019
April	-499	1,540
May	1,744	3,238
June	3,152	4,918
July	5,424	7,424
August	7,199	9,329
September	9,212	10,836
October	11,222	13,457
November	13,685	15,444
December	15,552	17,274
January	17,571	
February	20,001	
March	22,218	
April	23,056	
May	23,055	
June	23,059	

QUALITY

	Quantity	Base Number	Contract	AT	Region	England
% of FP17s for the same patient ID Re-attending within 3 months - Children	169	2,133	7.9%	12.0%	12.3%	11.8%
% of FP17s for the same patient ID Re-attending within 3 months - Adults	925	6,781	13.6%	15.2%	15.8%	15.6%
% of FP17s for the same patient ID Re-attending between 3 & 9 months - Children	1,564	2,133	73.3%	58.4%	60.1%	58.8%
% of FP17s for the same patient ID Re-attending between 3 & 9 months - Adults	3,125	6,781	46.1%	51.4%	53.3%	51.0%
% of FP17s for Band 1 Urgent Courses	752	8,491	8.9%	10.7%	9.0%	9.0%
% of FP17s Relating to Free Repair or Replacements	249	8,491	2.9%	0.9%	1.0%	0.8%
% of FP17s Relating to Continuations	62	8,491	0.7%	0.9%	1.0%	0.9%
% of Patients satisfied with the dentistry they have received	2	2	N/A	94.5%	93.8%	93.2%
% of Patients satisfied with the time they had to wait for an appointment	2	2	N/A	86.4%	89.4%	88.3%

* This is based on patients treated on this contract for their most recent course of treatment. Figures in italics indicate the base number of FP17s or Patient Questionnaire responses are less than 100. N/A is shown where the base number of responses is less than 10 during the period. % is calculated as Quantity/Base number*100

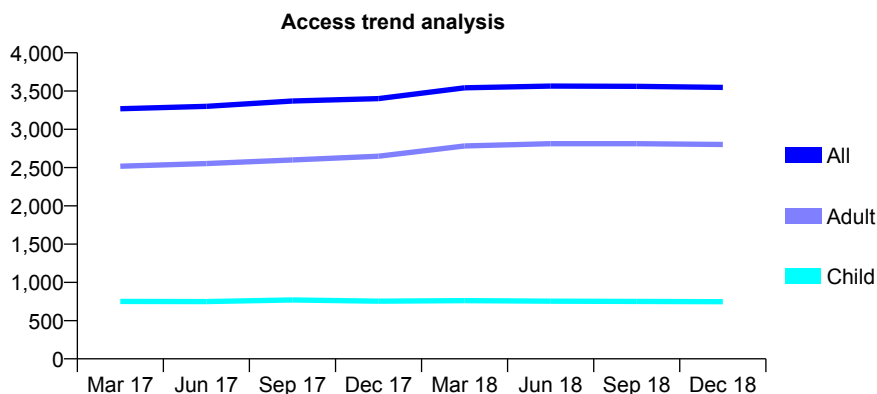
Q47 - Vital Signs At a Glance Contract Report for 819964/0001 - December 2018

Name or company name	MRS A KING
Contract type name	GDS Contract
Purpose of contract	General
Contract start date	01/04/2006
Contract end date	

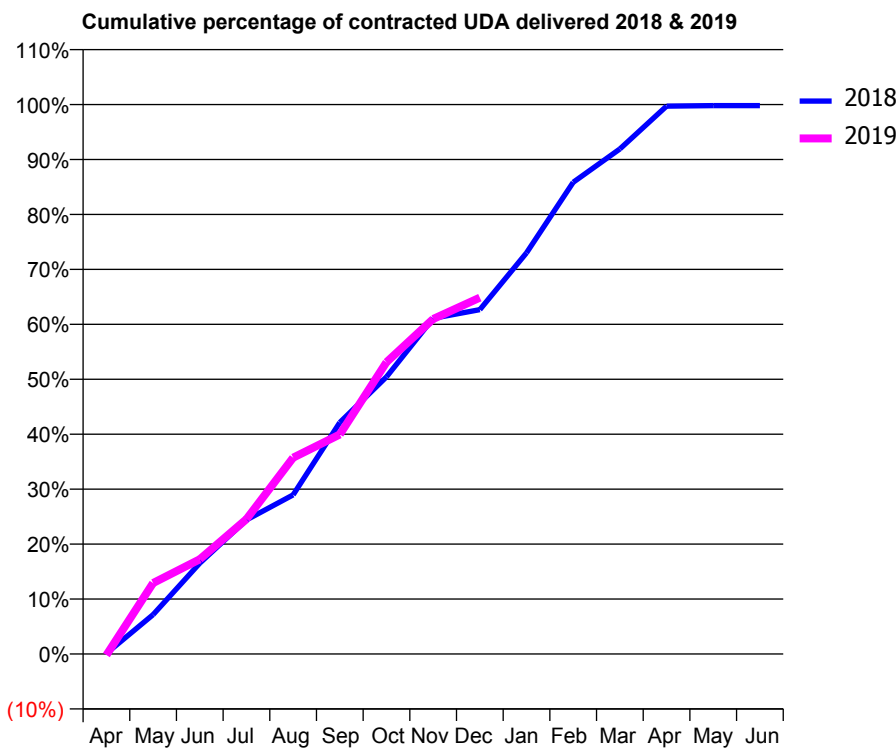
18/19 Contracted general activity (UDA)	10,098
Carry forward general activity (UDA)	20
18/19 Contracted orthodontic activity (UOA)	0
Carry forward orthodontic activity (UOA)	0
Baseline contract value	£295,511.85

ACCESS*

Patients seen in 24 months	Total	Change since previous quarter
Quarter ending December 2017	3,401	
Quarter ending March 2018	3,542	↑
Quarter ending June 2018	3,566	→
Quarter ending September 2018	3,562	→
Quarter ending December 2018	3,547	→
Variance since December 2017	4.3%	↑



ACTIVITY



Month	Adjusted Scheduled Activity (UDA)	
	2018	2019
April	10	-20
May	724	1,305
June	1,671	1,740
July	2,463	2,479
August	2,925	3,608
September	4,256	4,035
October	5,094	5,362
November	6,168	6,156
December	6,328	6,550
January	7,372	
February	8,668	
March	9,281	
April	10,069	
May	10,078	
June	10,078	

QUALITY

	Quantity	Base Number	Contract	AT	Region	England
% of FP17s for the same patient ID Re-attending within 3 months - Children	50	924	5.4%	12.0%	12.3%	11.8%
% of FP17s for the same patient ID Re-attending within 3 months - Adults	455	3,686	12.3%	15.2%	15.8%	15.6%
% of FP17s for the same patient ID Re-attending between 3 & 9 months - Children	663	924	71.8%	58.4%	60.1%	58.8%
% of FP17s for the same patient ID Re-attending between 3 & 9 months - Adults	2,670	3,686	72.4%	51.4%	53.3%	51.0%
% of FP17s for Band 1 Urgent Courses	255	4,153	6.1%	10.7%	9.0%	9.0%
% of FP17s Relating to Free Repair or Replacements	38	4,153	0.9%	0.9%	1.0%	0.8%
% of FP17s Relating to Continuations	52	4,153	1.3%	0.9%	1.0%	0.9%
% of Patients satisfied with the dentistry they have received	30	32	93.8%	94.5%	93.8%	93.2%
% of Patients satisfied with the time they had to wait for an appointment	28	32	87.5%	86.4%	89.4%	88.3%

* This is based on patients treated on this contract for their most recent course of treatment. Figures in italics indicate the base number of FP17s or Patient Questionnaire responses are less than 100. N/A is shown where the base number of responses is less than 10 during the period. % is calculated as Quantity/Base number*100

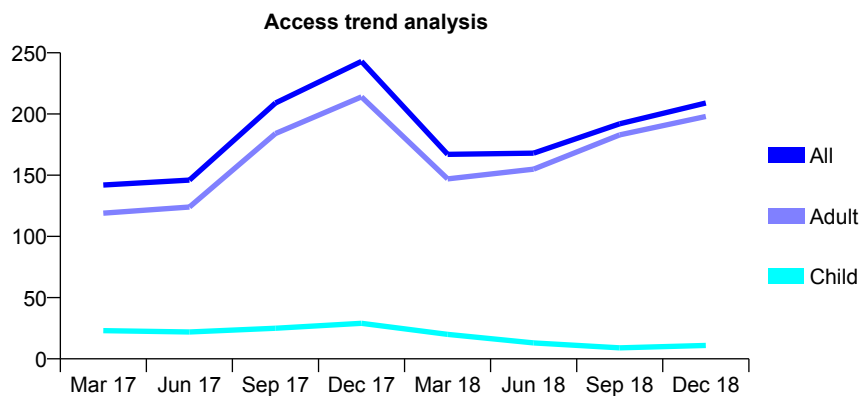
Q47 - Vital Signs At a Glance Contract Report for 819964/0003 - December 2018

Name or company name	MRS A KING
Contract type name	GDS Contract
Purpose of contract	General
Contract start date	01/04/2013
Contract end date	

18/19 Contracted general activity (UDA)	594
Carry forward general activity (UDA)	-4
18/19 Contracted orthodontic activity (UOA)	0
Carry forward orthodontic activity (UOA)	0
Baseline contract value	£57,913.66

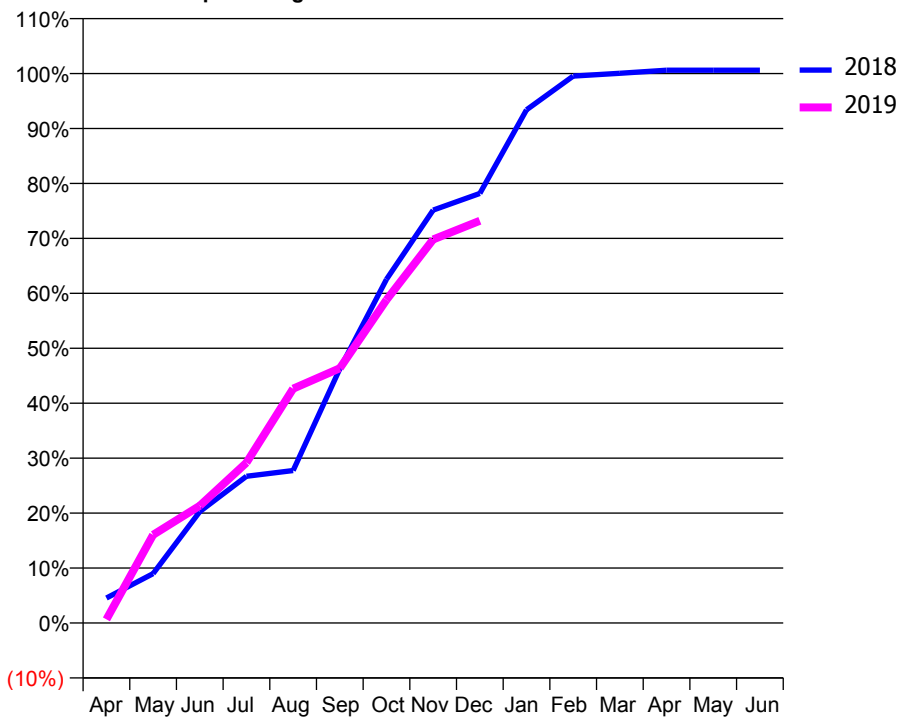
ACCESS*

Patients seen in 24 months	Total	Change since previous quarter
Quarter ending December 2017	243	
Quarter ending March 2018	167	↓
Quarter ending June 2018	168	→
Quarter ending September 2018	192	↑
Quarter ending December 2018	209	↑
Variance since December 2017	(14.0%)	↓



ACTIVITY

Cumulative percentage of contracted UDA delivered 2018 & 2019



Month	Adjusted Scheduled Activity (UDA)	
	2018	2019
April	27	4
May	53	95
June	120	127
July	159	173
August	165	253
September	275	275
October	372	349
November	446	415
December	464	435
January	555	
February	591	
March	594	
April	598	
May	598	
June	598	

QUALITY

	Quantity	Base Number	Contract	AT	Region	England
% of FP17s for the same patient ID Re-attending within 3 months - Children	0	11	0.0%	12.0%	12.3%	11.8%
% of FP17s for the same patient ID Re-attending within 3 months - Adults	16	242	6.6%	15.2%	15.8%	15.6%
% of FP17s for the same patient ID Re-attending between 3 & 9 months - Children	2	11	18.2%	58.4%	60.1%	58.8%
% of FP17s for the same patient ID Re-attending between 3 & 9 months - Adults	102	242	42.1%	51.4%	53.3%	51.0%
% of FP17s for Band 1 Urgent Courses	14	249	5.6%	10.7%	9.0%	9.0%
% of FP17s Relating to Free Repair or Replacements	1	249	0.4%	0.9%	1.0%	0.8%
% of FP17s Relating to Continuations	0	249	0.0%	0.9%	1.0%	0.9%
% of Patients satisfied with the dentistry they have received	3	3	N/A	94.5%	93.8%	93.2%
% of Patients satisfied with the time they had to wait for an appointment	3	3	N/A	86.4%	89.4%	88.3%

* This is based on patients treated on this contract for their most recent course of treatment. Figures in italics indicate the base number of FP17s or Patient Questionnaire responses are less than 100. N/A is shown where the base number of responses is less than 10 during the period. % is calculated as Quantity/Base number*100

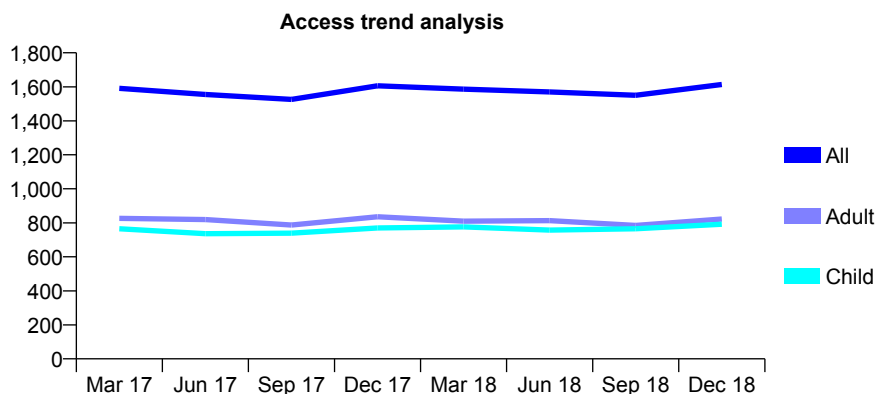
Q47 - Vital Signs At a Glance Contract Report for 821969/0003 - December 2018

Name or company name	MRS H BURNS
Contract type name	GDS Contract
Purpose of contract	General
Contract start date	04/05/2009
Contract end date	

18/19 Contracted general activity (UDA)	6,025
Carry forward general activity (UDA)	0
18/19 Contracted orthodontic activity (UOA)	0
Carry forward orthodontic activity (UOA)	0
Baseline contract value	£113,202.87

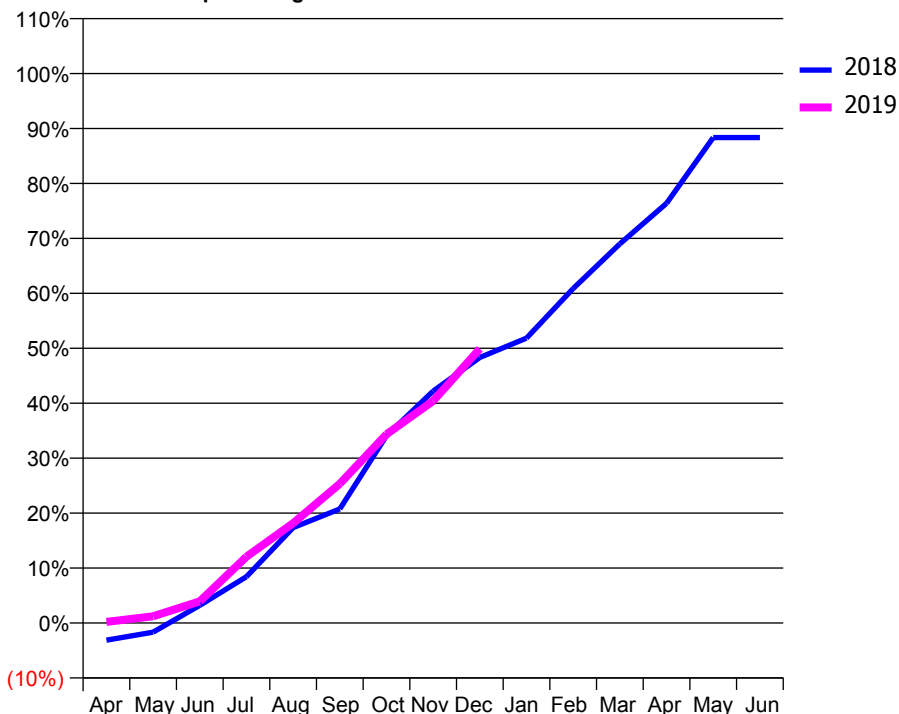
ACCESS*

Patients seen in 24 months	Total	Change since previous quarter
Quarter ending December 2017	1,606	
Quarter ending March 2018	1,586	↓
Quarter ending June 2018	1,570	↓
Quarter ending September 2018	1,550	↓
Quarter ending December 2018	1,614	↑
Variance since December 2017	0.5%	→



ACTIVITY

Cumulative percentage of contracted UDA delivered 2018 & 2019



Adjusted Scheduled Activity (UDA)		
Month	2018	2019
April	-190	12
May	-102	74
June	194	238
July	508	727
August	1,046	1,094
September	1,251	1,527
October	2,053	2,069
November	2,543	2,436
December	2,911	3,007
January	3,123	
February	3,668	
March	4,157	
April	4,601	
May	5,323	
June	5,323	

QUALITY

	Quantity	Base Number	Contract	AT	Region	England
% of FP17s for the same patient ID Re-attending within 3 months - Children	21	681	3.1%	12.0%	12.3%	11.8%
% of FP17s for the same patient ID Re-attending within 3 months - Adults	45	563	8.0%	15.2%	15.8%	15.6%
% of FP17s for the same patient ID Re-attending between 3 & 9 months - Children	347	681	51.0%	58.4%	60.1%	58.8%
% of FP17s for the same patient ID Re-attending between 3 & 9 months - Adults	224	563	39.8%	51.4%	53.3%	51.0%
% of FP17s for Band 1 Urgent Courses	21	933	2.3%	10.7%	9.0%	9.0%
% of FP17s Relating to Free Repair or Replacements	0	933	0.0%	0.9%	1.0%	0.8%
% of FP17s Relating to Continuations	0	933	0.0%	0.9%	1.0%	0.9%
% of Patients satisfied with the dentistry they have received	0	0	N/A	94.5%	93.8%	93.2%
% of Patients satisfied with the time they had to wait for an appointment	0	0	N/A	86.4%	89.4%	88.3%

* This is based on patients treated on this contract for their most recent course of treatment. Figures in italics indicate the base number of FP17s or Patient Questionnaire responses are less than 100. N/A is shown where the base number of responses is less than 10 during the period. % is calculated as Quantity/Base number*100

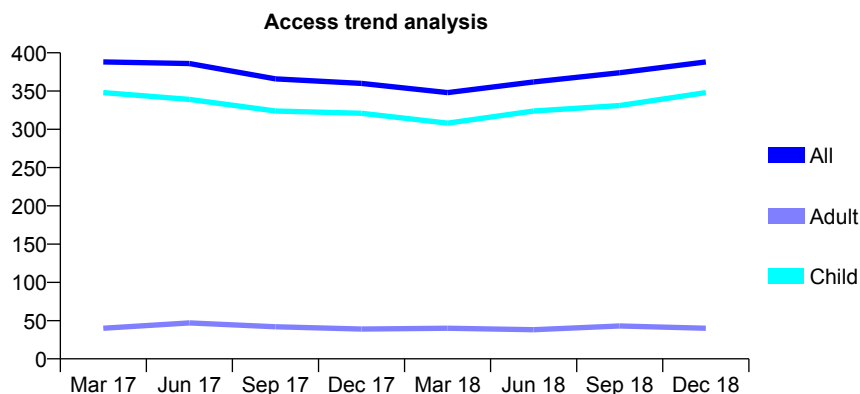
Q47 - Vital Signs At a Glance Contract Report for 826693/0001 - December 2018

Name or company name	MR JR MCHUGH
Contract type name	GDS Contract
Purpose of contract	General
Contract start date	01/04/2006
Contract end date	

18/19 Contracted general activity (UDA)	750
Carry forward general activity (UDA)	0
18/19 Contracted orthodontic activity (UOA)	0
Carry forward orthodontic activity (UOA)	0
Baseline contract value	£18,236.71

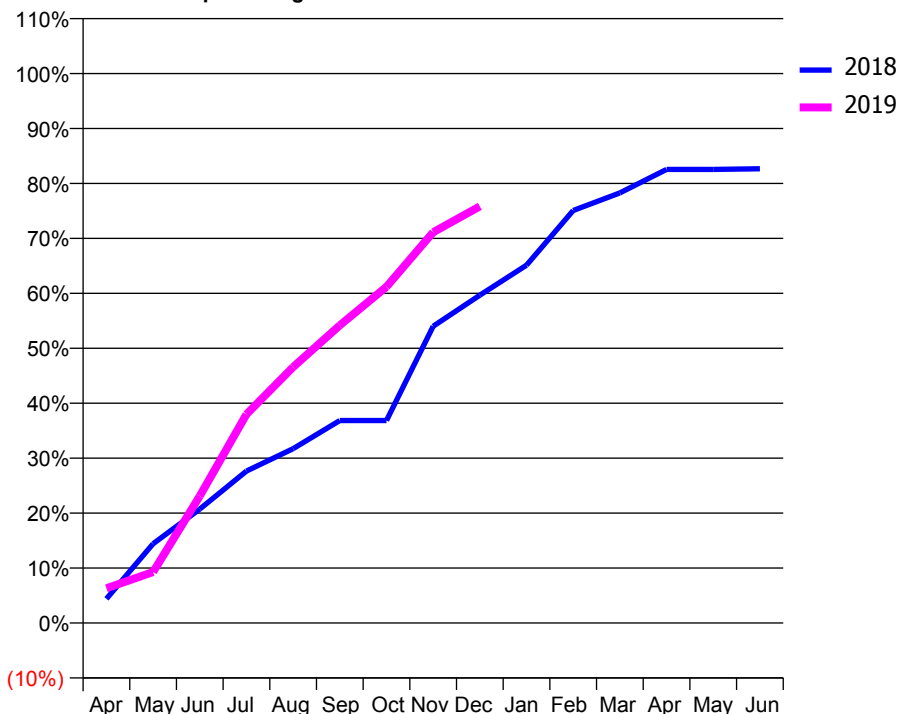
ACCESS*

Patients seen in 24 months	Total	Change since previous quarter
Quarter ending December 2017	360	
Quarter ending March 2018	348	↓
Quarter ending June 2018	362	↑
Quarter ending September 2018	374	↑
Quarter ending December 2018	388	↑
Variance since December 2017	7.8%	↑



ACTIVITY

Cumulative percentage of contracted UDA delivered 2018 & 2019



Month	Adjusted Scheduled Activity (UDA)	
	2018	2019
April	33	47
May	108	70
June	156	173
July	207	285
August	238	349
September	276	406
October	276	459
November	405	533
December	447	569
January	488	
February	563	
March	587	
April	619	
May	619	
June	620	

QUALITY

	Quantity	Base Number	Contract	AT	Region	England
% of FP17s for the same patient ID Re-attending within 3 months - Children	34	453	7.5%	12.0%	12.3%	11.8%
% of FP17s for the same patient ID Re-attending within 3 months - Adults	0	0	N/A	15.2%	15.8%	15.6%
% of FP17s for the same patient ID Re-attending between 3 & 9 months - Children	291	453	64.2%	58.4%	60.1%	58.8%
% of FP17s for the same patient ID Re-attending between 3 & 9 months - Adults	0	0	N/A	51.4%	53.3%	51.0%
% of FP17s for Band 1 Urgent Courses	18	426	4.2%	10.7%	9.0%	9.0%
% of FP17s Relating to Free Repair or Replacements	0	426	0.0%	0.9%	1.0%	0.8%
% of FP17s Relating to Continuations	0	426	0.0%	0.9%	1.0%	0.9%
% of Patients satisfied with the dentistry they have received	0	0	N/A	94.5%	93.8%	93.2%
% of Patients satisfied with the time they had to wait for an appointment	0	0	N/A	86.4%	89.4%	88.3%

* This is based on patients treated on this contract for their most recent course of treatment. Figures in italics indicate the base number of FP17s or Patient Questionnaire responses are less than 100. N/A is shown where the base number of responses is less than 10 during the period. % is calculated as Quantity/Base number*100

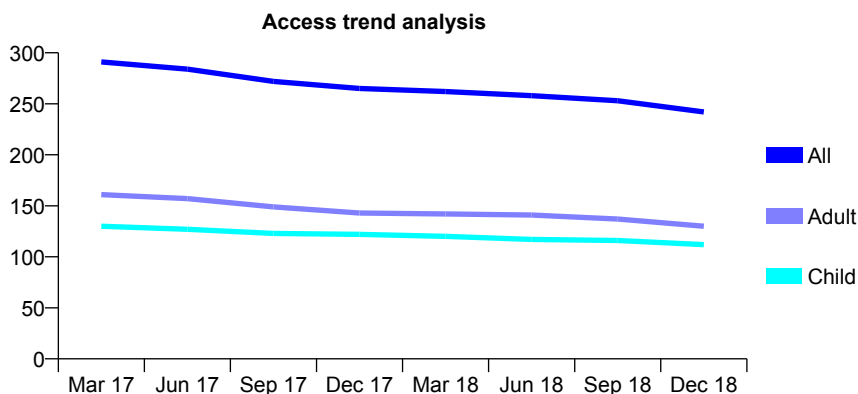
Q47 - Vital Signs At a Glance Contract Report for 836257/0001 - December 2018

Name or company name	MR TA KANJOO
Contract type name	GDS Contract
Purpose of contract	General
Contract start date	01/04/2006
Contract end date	

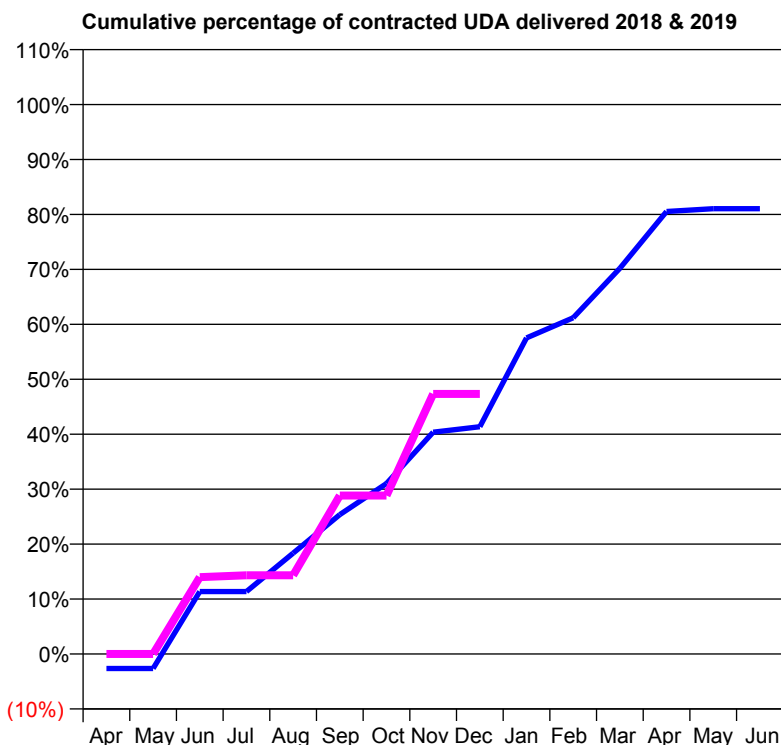
18/19 Contracted general activity (UDA)	600
Carry forward general activity (UDA)	0
18/19 Contracted orthodontic activity (UOA)	0
Carry forward orthodontic activity (UOA)	0
Baseline contract value	£14,591.89

ACCESS*

Patients seen in 24 months	Total	Change since previous quarter
Quarter ending December 2017	265	
Quarter ending March 2018	262	↓
Quarter ending June 2018	258	↓
Quarter ending September 2018	253	↓
Quarter ending December 2018	242	↓
Variance since December 2017	(8.7%)	↓



ACTIVITY



Adjusted Scheduled Activity (UDA)		
Month	2018	2019
April	-16	0
May	-16	0
June	68	84
July	68	86
August	110	86
September	152	173
October	186	173
November	242	284
December	248	284
January	345	
February	367	
March	421	
April	483	
May	486	
June	486	

QUALITY

	Quantity	Base Number	Contract	AT	Region	England
% of FP17s for the same patient ID Re-attending within 3 months - Children	3	87	3.4%	12.0%	12.3%	11.8%
% of FP17s for the same patient ID Re-attending within 3 months - Adults	5	107	4.7%	15.2%	15.8%	15.6%
% of FP17s for the same patient ID Re-attending between 3 & 9 months - Children	55	87	63.2%	58.4%	60.1%	58.8%
% of FP17s for the same patient ID Re-attending between 3 & 9 months - Adults	65	107	60.7%	51.4%	53.3%	51.0%
% of FP17s for Band 1 Urgent Courses	0	162	0.0%	10.7%	9.0%	9.0%
% of FP17s Relating to Free Repair or Replacements	0	162	0.0%	0.9%	1.0%	0.8%
% of FP17s Relating to Continuations	0	162	0.0%	0.9%	1.0%	0.9%
% of Patients satisfied with the dentistry they have received	0	0	N/A	94.5%	93.8%	93.2%
% of Patients satisfied with the time they had to wait for an appointment	0	0	N/A	86.4%	89.4%	88.3%

* This is based on patients treated on this contract for their most recent course of treatment. Figures in italics indicate the base number of FP17s or Patient Questionnaire responses are less than 100. N/A is shown where the base number of responses is less than 10 during the period. % is calculated as Quantity/Base number*100

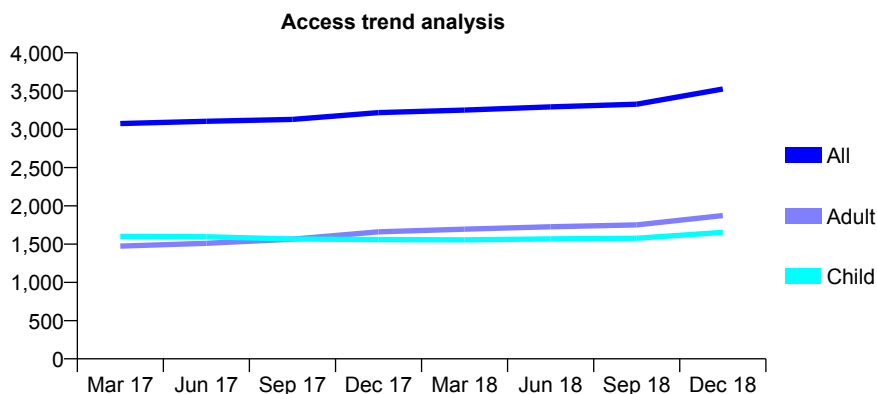
Q47 - Vital Signs At a Glance Contract Report for 842540/0006 - December 2018

Name or company name	MISS JS PRASAD
Contract type name	GDS Contract
Purpose of contract	General
Contract start date	01/04/2014
Contract end date	

18/19 Contracted general activity (UDA)	11,007
Carry forward general activity (UDA)	-109
18/19 Contracted orthodontic activity (UOA)	0
Carry forward orthodontic activity (UOA)	0
Baseline contract value	£289,446.80

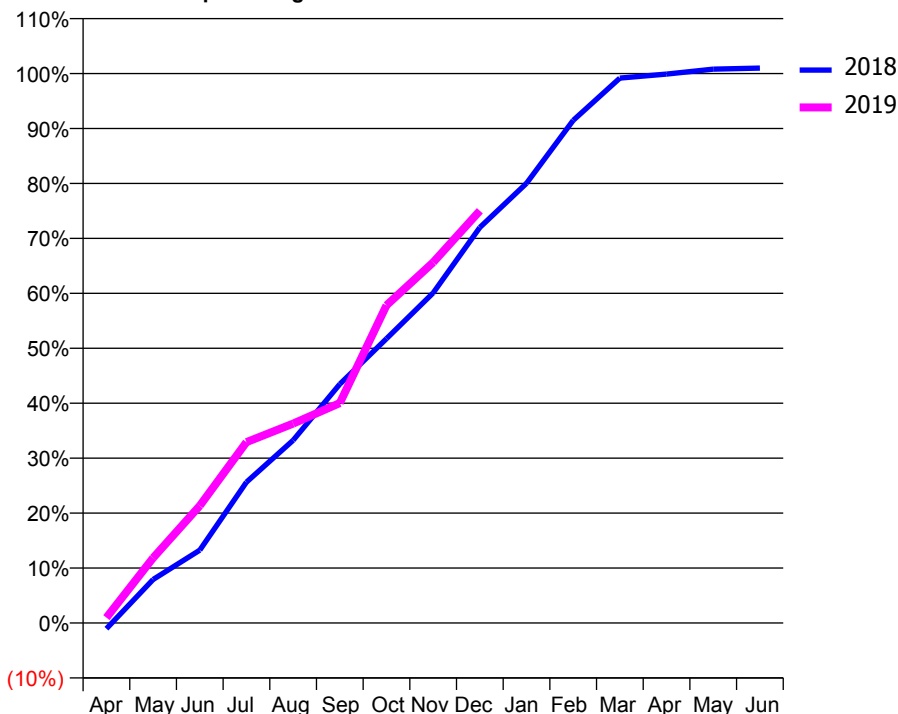
ACCESS*

Patients seen in 24 months	Total	Change since previous quarter
Quarter ending December 2017	3,219	
Quarter ending March 2018	3,251	→
Quarter ending June 2018	3,293	→
Quarter ending September 2018	3,328	→
Quarter ending December 2018	3,526	↑
Variance since December 2017	9.5%	↑



ACTIVITY

Cumulative percentage of contracted UDA delivered 2018 & 2019



Month	Adjusted Scheduled Activity (UDA)	
	2018	2019
April	-117	109
May	873	1,306
June	1,459	2,349
July	2,823	3,622
August	3,661	3,994
September	4,785	4,407
October	5,696	6,364
November	6,613	7,223
December	7,924	8,258
January	8,807	
February	10,068	
March	10,916	
April	10,994	
May	11,093	
June	11,116	

QUALITY

	Quantity	Base Number	Contract	AT	Region	England
% of FP17s for the same patient ID Re-attending within 3 months - Children	311	2,157	14.4%	12.0%	12.3%	11.8%
% of FP17s for the same patient ID Re-attending within 3 months - Adults	393	1,889	20.8%	15.2%	15.8%	15.6%
% of FP17s for the same patient ID Re-attending between 3 & 9 months - Children	1,335	2,157	61.9%	58.4%	60.1%	58.8%
% of FP17s for the same patient ID Re-attending between 3 & 9 months - Adults	987	1,889	52.2%	51.4%	53.3%	51.0%
% of FP17s for Band 1 Urgent Courses	166	3,920	4.2%	10.7%	9.0%	9.0%
% of FP17s Relating to Free Repair or Replacements	4	3,920	0.1%	0.9%	1.0%	0.8%
% of FP17s Relating to Continuations	2	3,920	0.1%	0.9%	1.0%	0.9%
% of Patients satisfied with the dentistry they have received	1	1	N/A	94.5%	93.8%	93.2%
% of Patients satisfied with the time they had to wait for an appointment	1	1	N/A	86.4%	89.4%	88.3%

* This is based on patients treated on this contract for their most recent course of treatment. Figures in italics indicate the base number of FP17s or Patient Questionnaire responses are less than 100. N/A is shown where the base number of responses is less than 10 during the period. % is calculated as Quantity/Base number*100

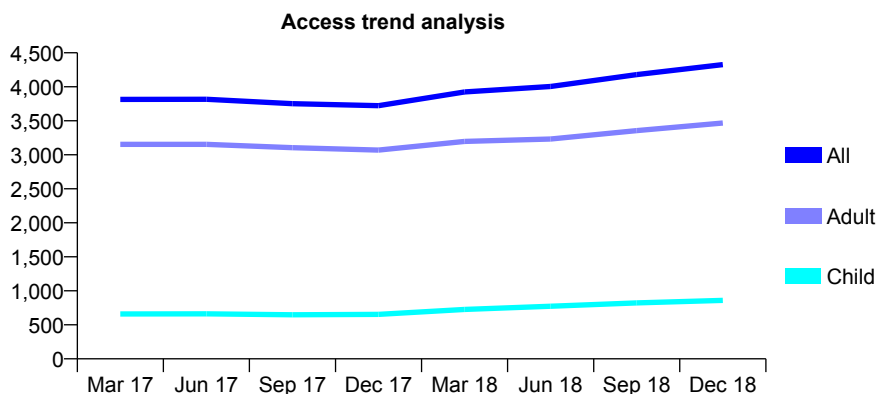
Q47 - Vital Signs At a Glance Contract Report for 865087/0001 - December 2018

Name or company name	Mr Imran Ahmed
Contract type name	GDS Contract
Purpose of contract	General
Contract start date	01/11/2013
Contract end date	

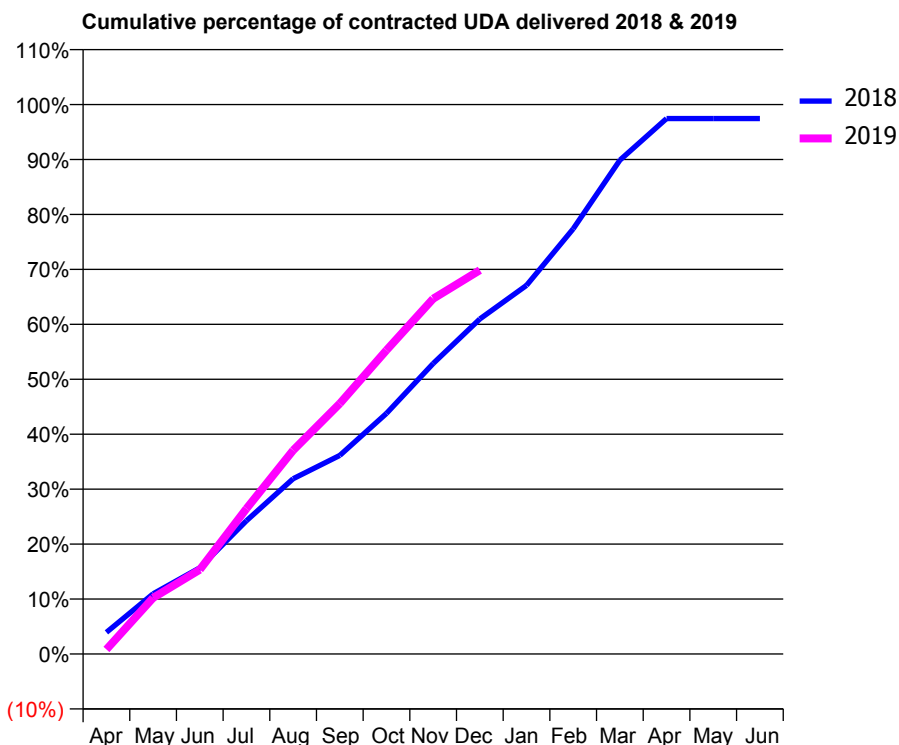
18/19 Contracted general activity (UDA)	15,000
Carry forward general activity (UDA)	382
18/19 Contracted orthodontic activity (UOA)	0
Carry forward orthodontic activity (UOA)	0
Baseline contract value	£422,611.38

ACCESS*

Patients seen in 24 months	Total	Change since previous quarter
Quarter ending December 2017	3,723	
Quarter ending March 2018	3,925	↑
Quarter ending June 2018	4,005	↑
Quarter ending September 2018	4,179	↑
Quarter ending December 2018	4,327	↑
Variance since December 2017	16.2%	↑



ACTIVITY



Month	Adjusted Scheduled Activity (UDA)	
	2018	2019
April	591	125
May	1,645	1,534
June	2,352	2,302
July	3,638	3,971
August	4,787	5,560
September	5,420	6,838
October	6,568	8,294
November	7,932	9,698
December	9,145	10,479
January	10,063	
February	11,606	
March	13,483	
April	14,616	
May	14,618	
June	14,618	

QUALITY

	Quantity	Base Number	Contract	AT	Region	England
% of FP17s for the same patient ID Re-attending within 3 months - Children	69	1,052	6.6%	12.0%	12.3%	11.8%
% of FP17s for the same patient ID Re-attending within 3 months - Adults	542	4,044	13.4%	15.2%	15.8%	15.6%
% of FP17s for the same patient ID Re-attending between 3 & 9 months - Children	642	1,052	61.0%	58.4%	60.1%	58.8%
% of FP17s for the same patient ID Re-attending between 3 & 9 months - Adults	2,395	4,044	59.2%	51.4%	53.3%	51.0%
% of FP17s for Band 1 Urgent Courses	255	4,860	5.2%	10.7%	9.0%	9.0%
% of FP17s Relating to Free Repair or Replacements	46	4,860	0.9%	0.9%	1.0%	0.8%
% of FP17s Relating to Continuations	41	4,860	0.8%	0.9%	1.0%	0.9%
% of Patients satisfied with the dentistry they have received	3	3	N/A	94.5%	93.8%	93.2%
% of Patients satisfied with the time they had to wait for an appointment	3	3	N/A	86.4%	89.4%	88.3%

* This is based on patients treated on this contract for their most recent course of treatment. Figures in italics indicate the base number of FP17s or Patient Questionnaire responses are less than 100. N/A is shown where the base number of responses is less than 10 during the period. % is calculated as Quantity/Base number*100

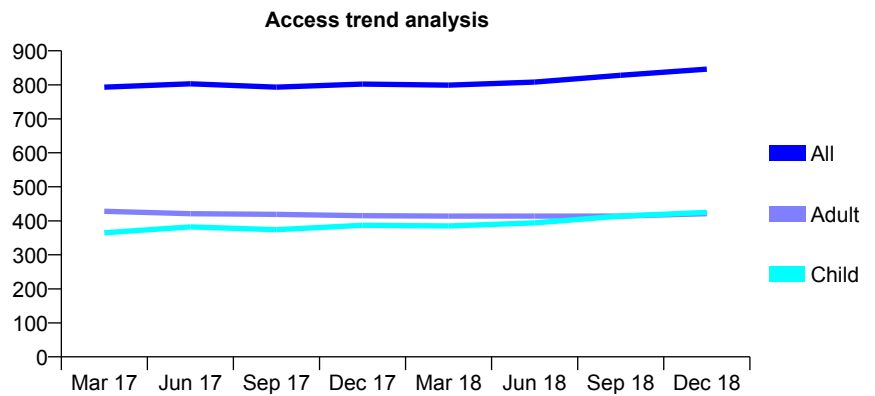
Q47 - Vital Signs At a Glance Contract Report for 908851/0002 - December 2018

Name or company name	Boulevard Dental Surgery
Contract type name	GDS Contract
Purpose of contract	General
Contract start date	02/06/2009
Contract end date	

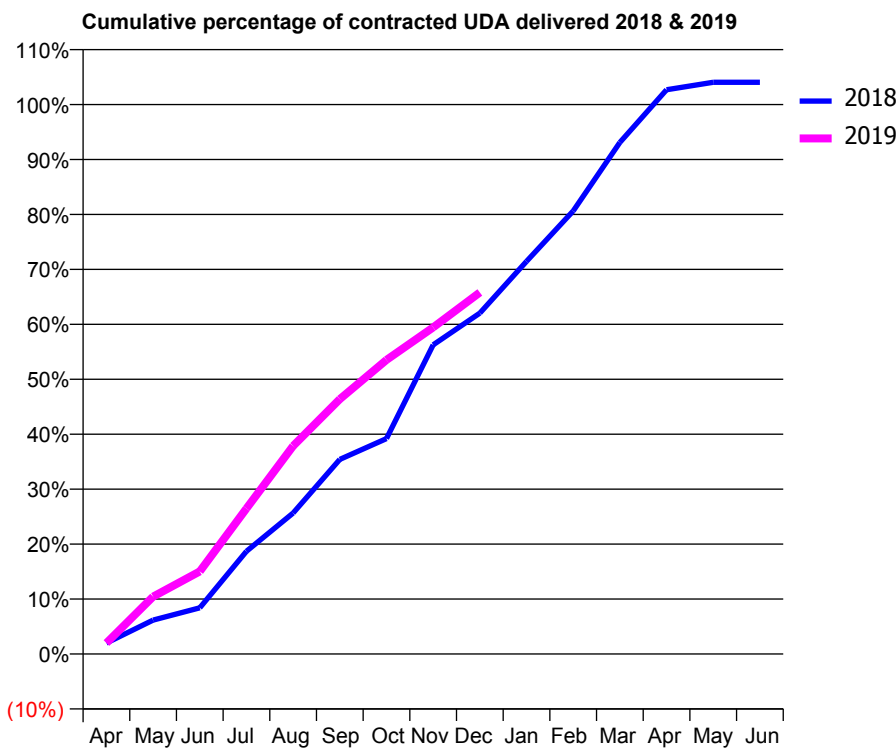
18/19 Contracted general activity (UDA)	3,550
Carry forward general activity (UDA)	-71
18/19 Contracted orthodontic activity (UOA)	0
Carry forward orthodontic activity (UOA)	0
Baseline contract value	£104,907.05

ACCESS*

Patients seen in 24 months	Total	Change since previous quarter
Quarter ending December 2017	802	
Quarter ending March 2018	799	→
Quarter ending June 2018	808	→
Quarter ending September 2018	828	↑
Quarter ending December 2018	846	↑
Variance since December 2017	5.5%	↑



ACTIVITY



Adjusted Scheduled Activity (UDA)		
Month	2018	2019
April	71	71
May	219	371
June	298	533
July	664	941
August	911	1,344
September	1,257	1,647
October	1,392	1,900
November	1,998	2,110
December	2,202	2,336
January	2,537	
February	2,862	
March	3,305	
April	3,646	
May	3,694	
June	3,694	

QUALITY

	Quantity	Base Number	Contract	AT	Region	England
% of FP17s for the same patient ID Re-attending within 3 months - Children	27	429	6.3%	12.0%	12.3%	11.8%
% of FP17s for the same patient ID Re-attending within 3 months - Adults	98	413	23.7%	15.2%	15.8%	15.6%
% of FP17s for the same patient ID Re-attending between 3 & 9 months - Children	241	429	56.2%	58.4%	60.1%	58.8%
% of FP17s for the same patient ID Re-attending between 3 & 9 months - Adults	191	413	46.2%	51.4%	53.3%	51.0%
% of FP17s for Band 1 Urgent Courses	31	744	4.2%	10.7%	9.0%	9.0%
% of FP17s Relating to Free Repair or Replacements	3	744	0.4%	0.9%	1.0%	0.8%
% of FP17s Relating to Continuations	4	744	0.5%	0.9%	1.0%	0.9%
% of Patients satisfied with the dentistry they have received	0	0	N/A	94.5%	93.8%	93.2%
% of Patients satisfied with the time they had to wait for an appointment	0	0	N/A	86.4%	89.4%	88.3%

* This is based on patients treated on this contract for their most recent course of treatment. Figures in italics indicate the base number of FP17s or Patient Questionnaire responses are less than 100. N/A is shown where the base number of responses is less than 10 during the period. % is calculated as Quantity/Base number*100

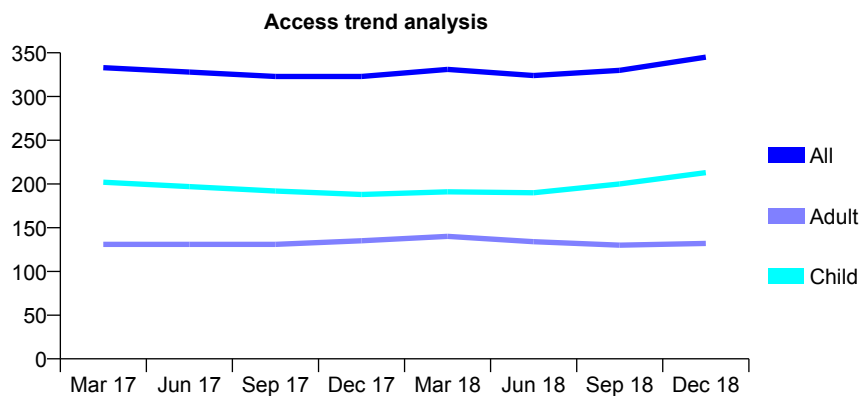
Q47 - Vital Signs At a Glance Contract Report for 911461/0001 - December 2018

Name or company name	MISS GM LAWSON
Contract type name	GDS Contract
Purpose of contract	General
Contract start date	01/04/2006
Contract end date	

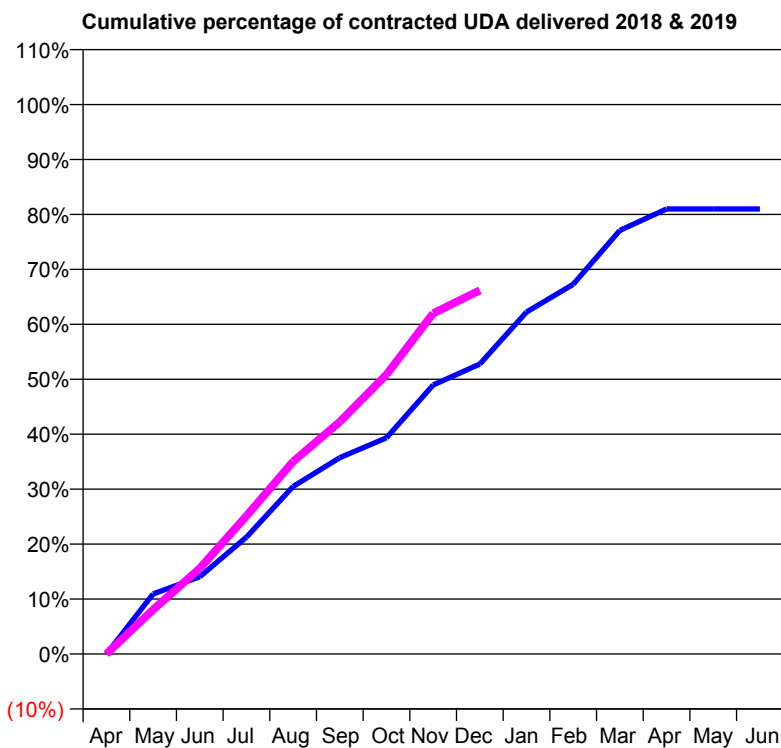
18/19 Contracted general activity (UDA)	1,000
Carry forward general activity (UDA)	0
18/19 Contracted orthodontic activity (UOA)	0
Carry forward orthodontic activity (UOA)	0
Baseline contract value	£22,690.91

ACCESS*

Patients seen in 24 months	Total	Change since previous quarter
Quarter ending December 2017	323	
Quarter ending March 2018	331	↑
Quarter ending June 2018	324	↓
Quarter ending September 2018	330	→
Quarter ending December 2018	345	↑
Variance since December 2017	6.8%	↑



ACTIVITY



Month	Adjusted Scheduled Activity (UDA)	
	2018	2019
April	0	0
May	109	81
June	141	156
July	213	251
August	305	350
September	357	423
October	393	509
November	490	620
December	528	662
January	622	
February	673	
March	771	
April	810	
May	810	
June	810	

QUALITY

	Quantity	Base Number	Contract	AT	Region	England
% of FP17s for the same patient ID Re-attending within 3 months - Children	47	328	14.3%	12.0%	12.3%	11.8%
% of FP17s for the same patient ID Re-attending within 3 months - Adults	20	131	15.3%	15.2%	15.8%	15.6%
% of FP17s for the same patient ID Re-attending between 3 & 9 months - Children	203	328	61.9%	58.4%	60.1%	58.8%
% of FP17s for the same patient ID Re-attending between 3 & 9 months - Adults	68	131	51.9%	51.4%	53.3%	51.0%
% of FP17s for Band 1 Urgent Courses	15	434	3.5%	10.7%	9.0%	9.0%
% of FP17s Relating to Free Repair or Replacements	1	434	0.2%	0.9%	1.0%	0.8%
% of FP17s Relating to Continuations	11	434	2.5%	0.9%	1.0%	0.9%
% of Patients satisfied with the dentistry they have received	0	0	N/A	94.5%	93.8%	93.2%
% of Patients satisfied with the time they had to wait for an appointment	0	0	N/A	86.4%	89.4%	88.3%

* This is based on patients treated on this contract for their most recent course of treatment. Figures in italics indicate the base number of FP17s or Patient Questionnaire responses are less than 100. N/A is shown where the base number of responses is less than 10 during the period. % is calculated as Quantity/Base number*100

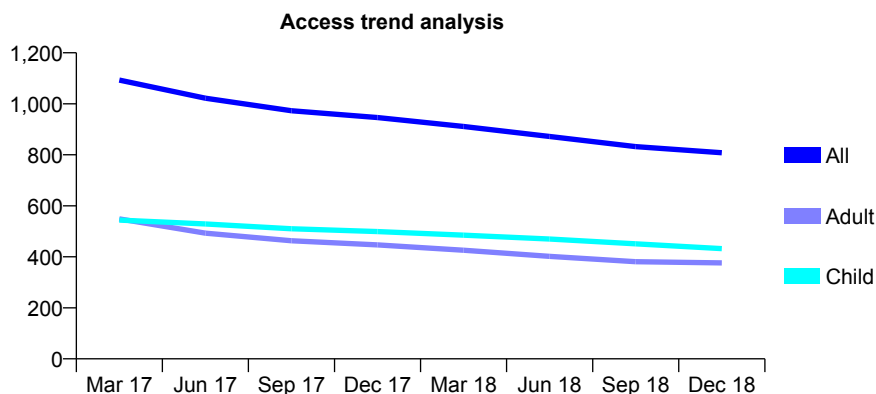
Q47 - Vital Signs At a Glance Contract Report for 913529/0002 - December 2018

Name or company name	Peter Thompson and Pui-Ling Tsoi
Contract type name	GDS Contract
Purpose of contract	General
Contract start date	01/12/2011
Contract end date	

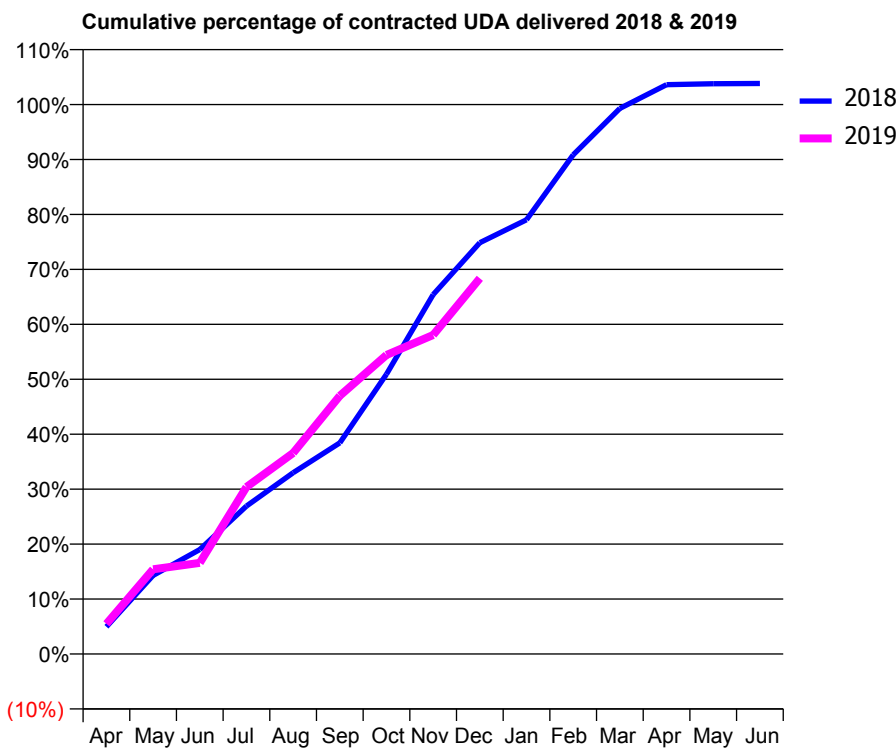
18/19 Contracted general activity (UDA)	2,500
Carry forward general activity (UDA)	-50
18/19 Contracted orthodontic activity (UOA)	0
Carry forward orthodontic activity (UOA)	0
Baseline contract value	£73,879.57

ACCESS*

Patients seen in 24 months	Total	Change since previous quarter
Quarter ending December 2017	946	
Quarter ending March 2018	911	↓
Quarter ending June 2018	872	↓
Quarter ending September 2018	832	↓
Quarter ending December 2018	808	↓
Variance since December 2017	(14.6%)	↓



ACTIVITY



Adjusted Scheduled Activity (UDA)		
Month	2018	2019
April	124	137
May	357	386
June	475	415
July	673	760
August	825	914
September	960	1,175
October	1,273	1,360
November	1,635	1,451
December	1,871	1,709
January	1,976	
February	2,271	
March	2,482	
April	2,590	
May	2,594	
June	2,595	

QUALITY

	Quantity	Base Number	Contract	AT	Region	England
% of FP17s for the same patient ID Re-attending within 3 months - Children	37	504	7.3%	12.0%	12.3%	11.8%
% of FP17s for the same patient ID Re-attending within 3 months - Adults	61	396	15.4%	15.2%	15.8%	15.6%
% of FP17s for the same patient ID Re-attending between 3 & 9 months - Children	352	504	69.8%	58.4%	60.1%	58.8%
% of FP17s for the same patient ID Re-attending between 3 & 9 months - Adults	277	396	69.9%	51.4%	53.3%	51.0%
% of FP17s for Band 1 Urgent Courses	22	833	2.6%	10.7%	9.0%	9.0%
% of FP17s Relating to Free Repair or Replacements	10	833	1.2%	0.9%	1.0%	0.8%
% of FP17s Relating to Continuations	1	833	0.1%	0.9%	1.0%	0.9%
% of Patients satisfied with the dentistry they have received	0	0	N/A	94.5%	93.8%	93.2%
% of Patients satisfied with the time they had to wait for an appointment	0	0	N/A	86.4%	89.4%	88.3%

* This is based on patients treated on this contract for their most recent course of treatment. Figures in italics indicate the base number of FP17s or Patient Questionnaire responses are less than 100. N/A is shown where the base number of responses is less than 10 during the period. % is calculated as Quantity/Base number*100

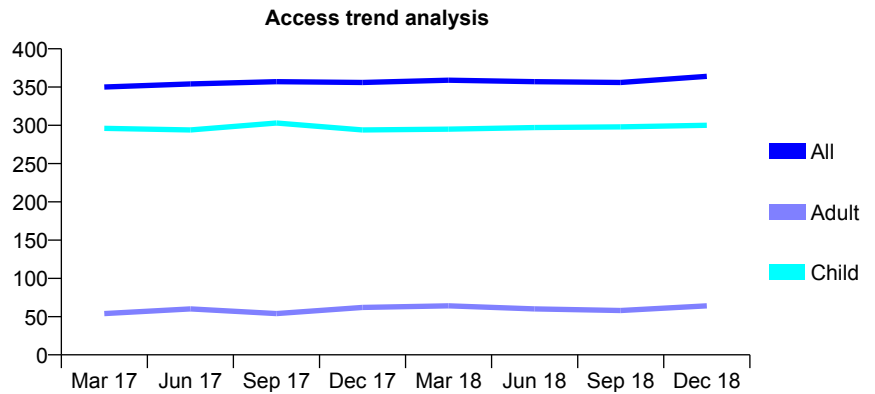
Q47 - Vital Signs At a Glance Contract Report for 913774/0001 - December 2018

Name or company name	MISS DE BROOKS
Contract type name	GDS Contract
Purpose of contract	General
Contract start date	01/04/2006
Contract end date	

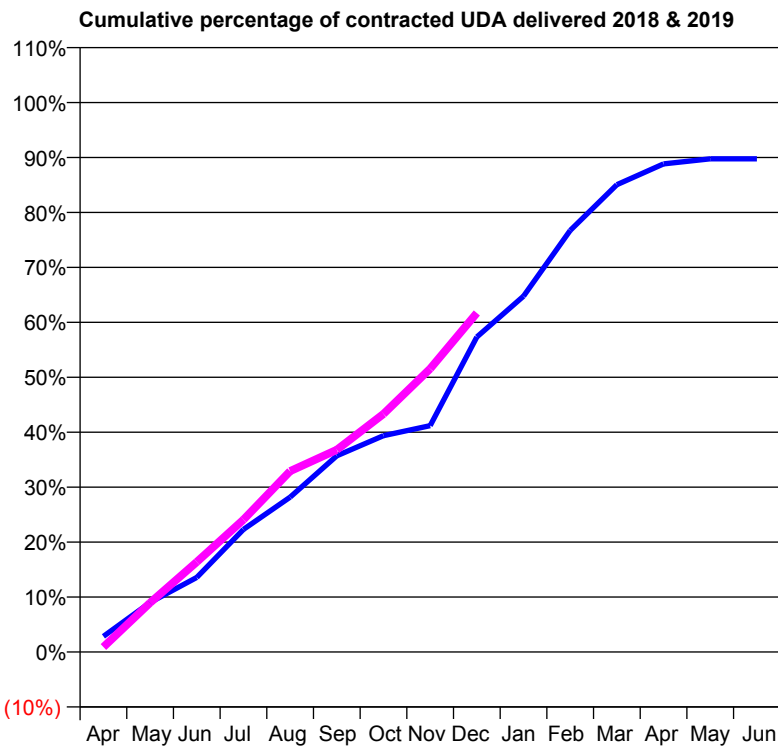
18/19 Contracted general activity (UDA)	770
Carry forward general activity (UDA)	0
18/19 Contracted orthodontic activity (UOA)	0
Carry forward orthodontic activity (UOA)	0
Baseline contract value	£18,382.63

ACCESS*

Patients seen in 24 months	Total	Change since previous quarter
Quarter ending December 2017	356	
Quarter ending March 2018	359	→
Quarter ending June 2018	357	→
Quarter ending September 2018	356	→
Quarter ending December 2018	364	↑
Variance since December 2017	2.2%	↑



ACTIVITY



Month	Adjusted Scheduled Activity (UDA)	
	2018	2019
April	22	7
May	69	69
June	105	126
July	172	185
August	217	253
September	275	283
October	303	334
November	317	397
December	441	475
January	499	
February	591	
March	655	
April	684	
May	691	
June	691	

QUALITY

	Quantity	Base Number	Contract	AT	Region	England
% of FP17s for the same patient ID Re-attending within 3 months - Children	12	351	3.4%	12.0%	12.3%	11.8%
% of FP17s for the same patient ID Re-attending within 3 months - Adults	0	42	0.0%	15.2%	15.8%	15.6%
% of FP17s for the same patient ID Re-attending between 3 & 9 months - Children	246	351	70.1%	58.4%	60.1%	58.8%
% of FP17s for the same patient ID Re-attending between 3 & 9 months - Adults	21	42	50.0%	51.4%	53.3%	51.0%
% of FP17s for Band 1 Urgent Courses	5	367	1.4%	10.7%	9.0%	9.0%
% of FP17s Relating to Free Repair or Replacements	0	367	0.0%	0.9%	1.0%	0.8%
% of FP17s Relating to Continuations	0	367	0.0%	0.9%	1.0%	0.9%
% of Patients satisfied with the dentistry they have received	3	3	N/A	94.5%	93.8%	93.2%
% of Patients satisfied with the time they had to wait for an appointment	3	3	N/A	86.4%	89.4%	88.3%

* This is based on patients treated on this contract for their most recent course of treatment. Figures in italics indicate the base number of FP17s or Patient Questionnaire responses are less than 100. N/A is shown where the base number of responses is less than 10 during the period. % is calculated as Quantity/Base number*100

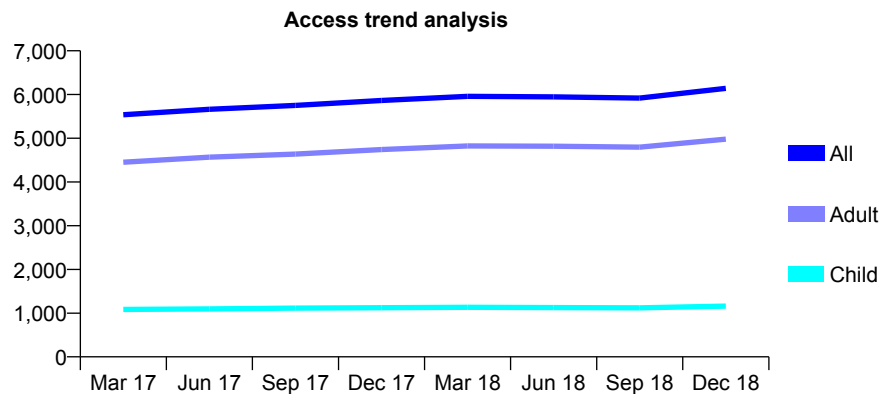
Q47 - Vital Signs At a Glance Contract Report for 916455/0001 - December 2018

Name or company name	Schonberg and Staneviciene
Contract type name	GDS Contract
Purpose of contract	General
Contract start date	01/04/2006
Contract end date	

18/19 Contracted general activity (UDA)	18,751
Carry forward general activity (UDA)	462
18/19 Contracted orthodontic activity (UOA)	0
Carry forward orthodontic activity (UOA)	0
Baseline contract value	£589,978.42

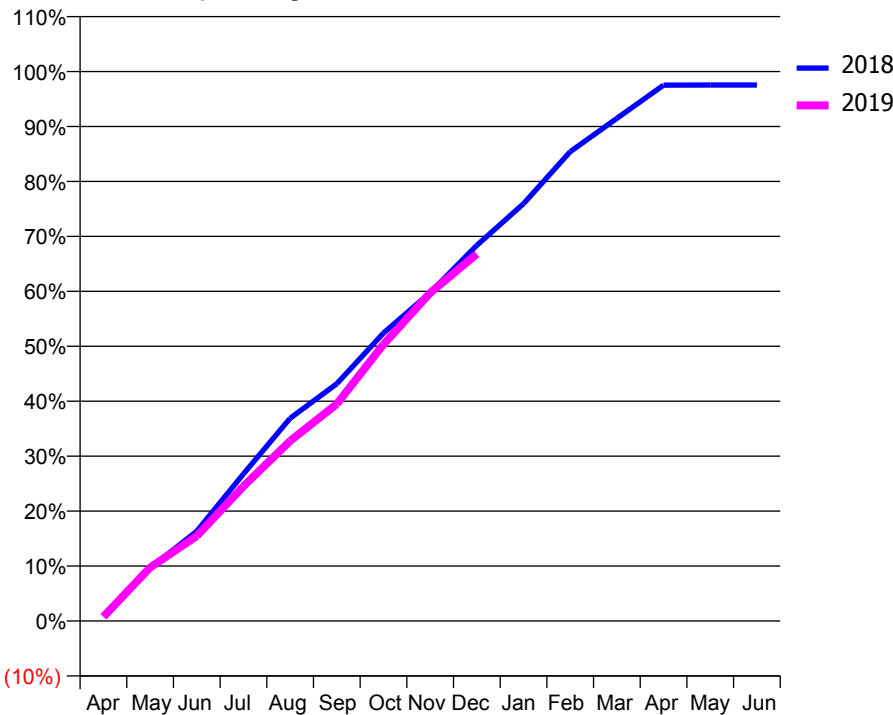
ACCESS*

Patients seen in 24 months	Total	Change since previous quarter
Quarter ending December 2017	5,865	
Quarter ending March 2018	5,958	→
Quarter ending June 2018	5,946	→
Quarter ending September 2018	5,918	→
Quarter ending December 2018	6,140	↑
Variance since December 2017	4.7%	↑



ACTIVITY

Cumulative percentage of contracted UDA delivered 2018 & 2019



Month	Adjusted Scheduled Activity (UDA)	
	2018	2019
April	191	143
May	1,809	1,825
June	3,066	2,900
July	5,020	4,596
August	6,920	6,144
September	8,096	7,405
October	9,824	9,438
November	11,204	11,195
December	12,819	12,524
January	14,241	
February	16,016	
March	17,153	
April	18,283	
May	18,289	
June	18,289	

QUALITY

	Quantity	Base Number	Contract	AT	Region	England
% of FP17s for the same patient ID Re-attending within 3 months - Children	127	1,471	8.6%	12.0%	12.3%	11.8%
% of FP17s for the same patient ID Re-attending within 3 months - Adults	1,083	6,344	17.1%	15.2%	15.8%	15.6%
% of FP17s for the same patient ID Re-attending between 3 & 9 months - Children	719	1,471	48.9%	58.4%	60.1%	58.8%
% of FP17s for the same patient ID Re-attending between 3 & 9 months - Adults	2,888	6,344	45.5%	51.4%	53.3%	51.0%
% of FP17s for Band 1 Urgent Courses	966	7,173	13.5%	10.7%	9.0%	9.0%
% of FP17s Relating to Free Repair or Replacements	228	7,173	3.2%	0.9%	1.0%	0.8%
% of FP17s Relating to Continuations	88	7,173	1.2%	0.9%	1.0%	0.9%
% of Patients satisfied with the dentistry they have received	7	7	N/A	94.5%	93.8%	93.2%
% of Patients satisfied with the time they had to wait for an appointment	5	7	N/A	86.4%	89.4%	88.3%

* This is based on patients treated on this contract for their most recent course of treatment. Figures in italics indicate the base number of FP17s or Patient Questionnaire responses are less than 100. N/A is shown where the base number of responses is less than 10 during the period. % is calculated as Quantity/Base number*100

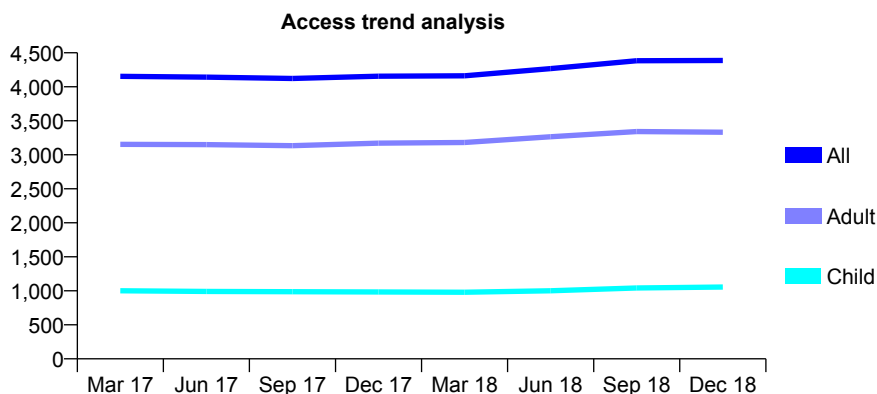
Q47 - Vital Signs At a Glance Contract Report for 917389/0002 - December 2018

Name or company name	MR GN BARLOW
Contract type name	GDS Contract
Purpose of contract	General
Contract start date	01/04/2006
Contract end date	

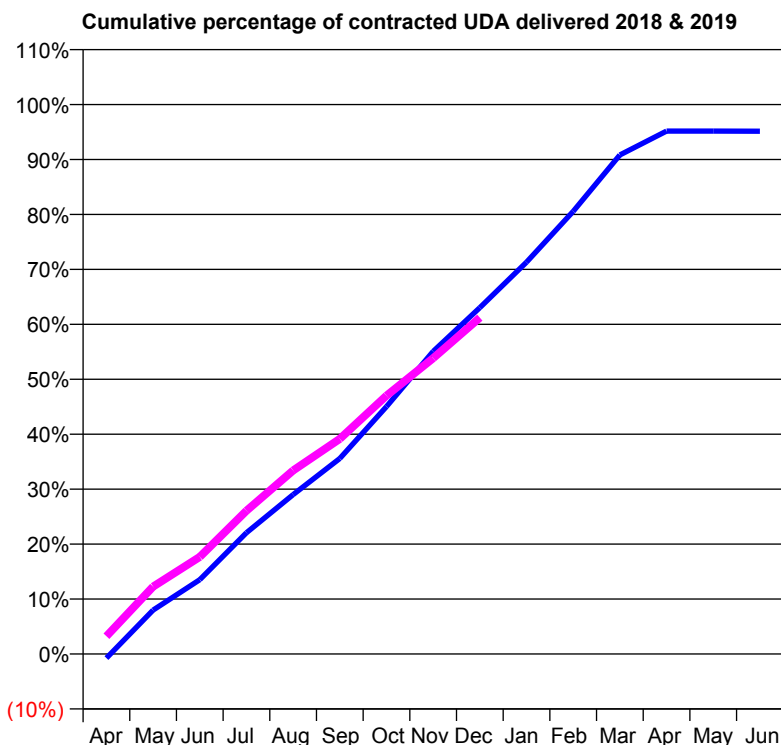
18/19 Contracted general activity (UDA)	13,141
Carry forward general activity (UDA)	0
18/19 Contracted orthodontic activity (UOA)	0
Carry forward orthodontic activity (UOA)	0
Baseline contract value	£375,653.80

ACCESS*

Patients seen in 24 months	Total	Change since previous quarter
Quarter ending December 2017	4,156	
Quarter ending March 2018	4,162	→
Quarter ending June 2018	4,267	↑
Quarter ending September 2018	4,384	↑
Quarter ending December 2018	4,388	→
Variance since December 2017	5.6%	↑



ACTIVITY



Month	Adjusted Scheduled Activity (UDA)	
	2018	2019
April	-102	425
May	1,050	1,612
June	1,779	2,322
July	2,900	3,426
August	3,813	4,390
September	4,677	5,145
October	5,917	6,177
November	7,237	7,075
December	8,282	8,045
January	9,370	
February	10,587	
March	11,934	
April	12,507	
May	12,504	
June	12,501	

QUALITY

	Quantity	Base Number	Contract	AT	Region	England
% of FP17s for the same patient ID Re-attending within 3 months - Children	125	1,134	11.0%	12.0%	12.3%	11.8%
% of FP17s for the same patient ID Re-attending within 3 months - Adults	485	3,129	15.5%	15.2%	15.8%	15.6%
% of FP17s for the same patient ID Re-attending between 3 & 9 months - Children	557	1,134	49.1%	58.4%	60.1%	58.8%
% of FP17s for the same patient ID Re-attending between 3 & 9 months - Adults	1,291	3,129	41.3%	51.4%	53.3%	51.0%
% of FP17s for Band 1 Urgent Courses	358	4,047	8.8%	10.7%	9.0%	9.0%
% of FP17s Relating to Free Repair or Replacements	63	4,047	1.6%	0.9%	1.0%	0.8%
% of FP17s Relating to Continuations	34	4,047	0.8%	0.9%	1.0%	0.9%
% of Patients satisfied with the dentistry they have received	1	1	N/A	94.5%	93.8%	93.2%
% of Patients satisfied with the time they had to wait for an appointment	0	1	N/A	86.4%	89.4%	88.3%

* This is based on patients treated on this contract for their most recent course of treatment. Figures in italics indicate the base number of FP17s or Patient Questionnaire responses are less than 100. N/A is shown where the base number of responses is less than 10 during the period. % is calculated as Quantity/Base number*100

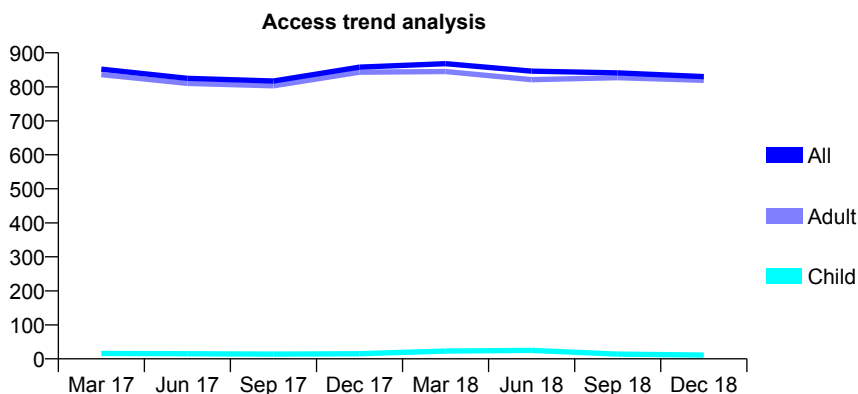
Q47 - Vital Signs At a Glance Contract Report for 917389/0003 - December 2018

Name or company name	MR GN BARLOW
Contract type name	GDS Contract
Purpose of contract	General
Contract start date	01/04/2014
Contract end date	

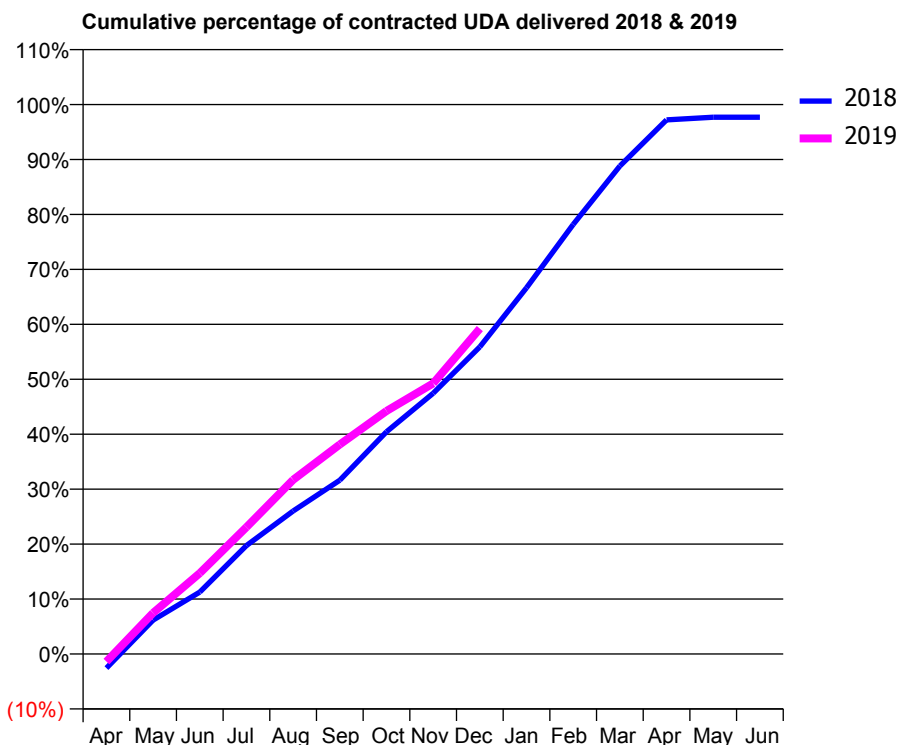
18/19 Contracted general activity (UDA)	3,124
Carry forward general activity (UDA)	72
18/19 Contracted orthodontic activity (UOA)	0
Carry forward orthodontic activity (UOA)	0
Baseline contract value	£303,534.89

ACCESS*

Patients seen in 24 months	Total	Change since previous quarter
Quarter ending December 2017	858	
Quarter ending March 2018	868	→
Quarter ending June 2018	846	↓
Quarter ending September 2018	841	→
Quarter ending December 2018	830	↓
Variance since December 2017	(3.3%)	↓



ACTIVITY



Month	Adjusted Scheduled Activity (UDA)	
	2018	2019
April	-80	-44
May	193	234
June	352	460
July	617	721
August	813	990
September	988	1,191
October	1,264	1,381
November	1,482	1,539
December	1,746	1,850
January	2,082	
February	2,442	
March	2,774	
April	3,037	
May	3,052	
June	3,052	

QUALITY

	Quantity	Base Number	Contract	AT	Region	England
% of FP17s for the same patient ID Re-attending within 3 months - Children	3	25	12.0%	12.0%	12.3%	11.8%
% of FP17s for the same patient ID Re-attending within 3 months - Adults	79	696	11.4%	15.2%	15.8%	15.6%
% of FP17s for the same patient ID Re-attending between 3 & 9 months - Children	2	25	8.0%	58.4%	60.1%	58.8%
% of FP17s for the same patient ID Re-attending between 3 & 9 months - Adults	26	696	3.7%	51.4%	53.3%	51.0%
% of FP17s for Band 1 Urgent Courses	59	629	9.4%	10.7%	9.0%	9.0%
% of FP17s Relating to Free Repair or Replacements	4	629	0.6%	0.9%	1.0%	0.8%
% of FP17s Relating to Continuations	2	629	0.3%	0.9%	1.0%	0.9%
% of Patients satisfied with the dentistry they have received	0	0	N/A	94.5%	93.8%	93.2%
% of Patients satisfied with the time they had to wait for an appointment	0	0	N/A	86.4%	89.4%	88.3%

* This is based on patients treated on this contract for their most recent course of treatment. Figures in italics indicate the base number of FP17s or Patient Questionnaire responses are less than 100. N/A is shown where the base number of responses is less than 10 during the period. % is calculated as Quantity/Base number*100

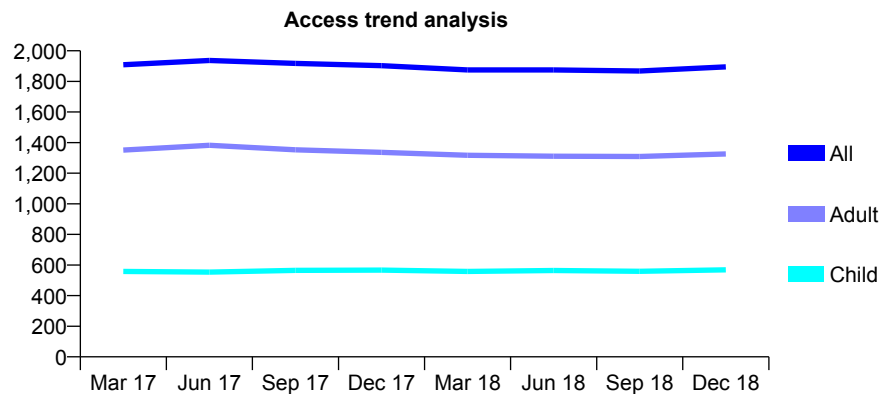
Q47 - Vital Signs At a Glance Contract Report for 917672/0001 - December 2018

Name or company name	MR MJ HOLYOAK
Contract type name	GDS Contract
Purpose of contract	General
Contract start date	01/04/2006
Contract end date	

18/19 Contracted general activity (UDA)	4,900
Carry forward general activity (UDA)	-98
18/19 Contracted orthodontic activity (UOA)	0
Carry forward orthodontic activity (UOA)	0
Baseline contract value	£104,144.98

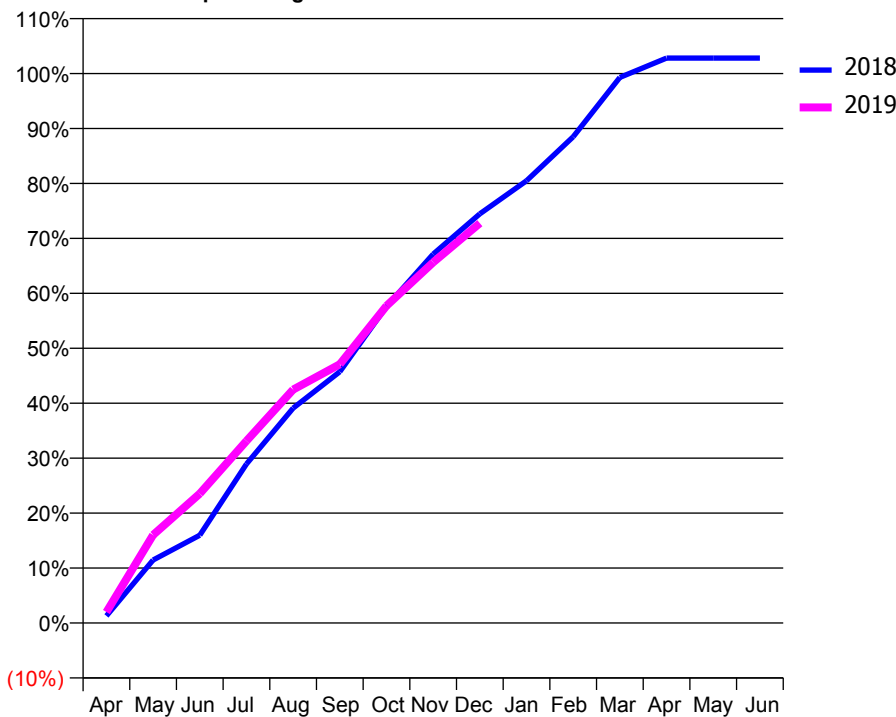
ACCESS*

Patients seen in 24 months	Total	Change since previous quarter
Quarter ending December 2017	1,903	
Quarter ending March 2018	1,875	↓
Quarter ending June 2018	1,875	→
Quarter ending September 2018	1,868	→
Quarter ending December 2018	1,895	→
Variance since December 2017	(0.4%)	→



ACTIVITY

Cumulative percentage of contracted UDA delivered 2018 & 2019



Month	Adjusted Scheduled Activity (UDA)	
	2018	2019
April	64	98
May	562	785
June	783	1,154
July	1,418	1,623
August	1,916	2,081
September	2,241	2,308
October	2,822	2,828
November	3,289	3,216
December	3,649	3,565
January	3,944	
February	4,336	
March	4,865	
April	5,037	
May	5,037	
June	5,037	

QUALITY

	Quantity	Base Number	Contract	AT	Region	England
% of FP17s for the same patient ID Re-attending within 3 months - Children	37	697	5.3%	12.0%	12.3%	11.8%
% of FP17s for the same patient ID Re-attending within 3 months - Adults	215	1,565	13.7%	15.2%	15.8%	15.6%
% of FP17s for the same patient ID Re-attending between 3 & 9 months - Children	500	697	71.7%	58.4%	60.1%	58.8%
% of FP17s for the same patient ID Re-attending between 3 & 9 months - Adults	1,047	1,565	66.9%	51.4%	53.3%	51.0%
% of FP17s for Band 1 Urgent Courses	31	2,150	1.4%	10.7%	9.0%	9.0%
% of FP17s Relating to Free Repair or Replacements	2	2,150	0.1%	0.9%	1.0%	0.8%
% of FP17s Relating to Continuations	80	2,150	3.7%	0.9%	1.0%	0.9%
% of Patients satisfied with the dentistry they have received	0	0	N/A	94.5%	93.8%	93.2%
% of Patients satisfied with the time they had to wait for an appointment	0	0	N/A	86.4%	89.4%	88.3%

* This is based on patients treated on this contract for their most recent course of treatment. Figures in italics indicate the base number of FP17s or Patient Questionnaire responses are less than 100. N/A is shown where the base number of responses is less than 10 during the period. % is calculated as Quantity/Base number*100

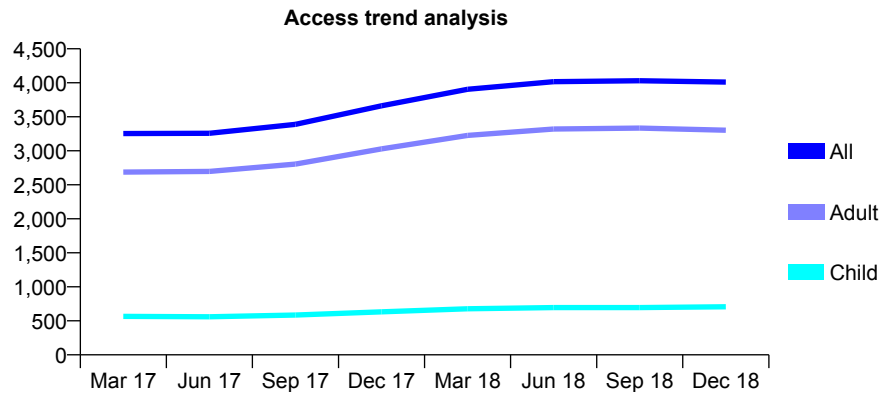
Q47 - Vital Signs At a Glance Contract Report for 920576/0001 - December 2018

Name or company name	MR G BAYTUG
Contract type name	GDS Contract
Purpose of contract	General
Contract start date	01/04/2006
Contract end date	

18/19 Contracted general activity (UDA)	15,354
Carry forward general activity (UDA)	-177
18/19 Contracted orthodontic activity (UOA)	0
Carry forward orthodontic activity (UOA)	0
Baseline contract value	£705,004.89

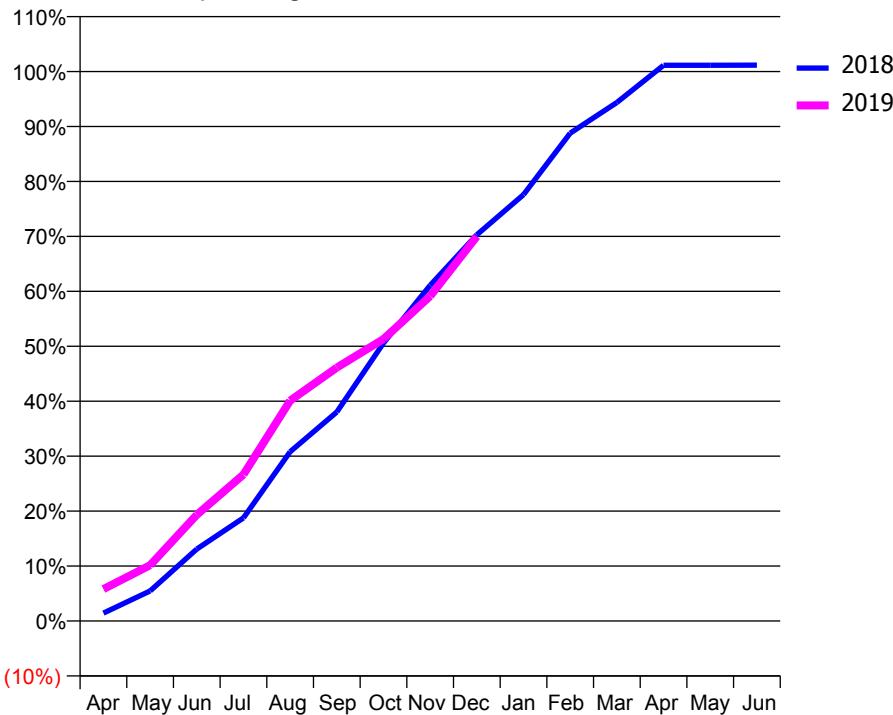
ACCESS*

Patients seen in 24 months	Total	Change since previous quarter
Quarter ending December 2017	3,661	
Quarter ending March 2018	3,904	↑
Quarter ending June 2018	4,016	↑
Quarter ending September 2018	4,030	→
Quarter ending December 2018	4,010	→
Variance since December 2017	9.5%	↑



ACTIVITY

Cumulative percentage of contracted UDA delivered 2018 & 2019



Month	Adjusted Scheduled Activity (UDA)	
	2018	2019
April	220	891
May	840	1,561
June	2,011	2,966
July	2,883	4,092
August	4,729	6,156
September	5,840	7,081
October	7,767	7,877
November	9,382	9,078
December	10,791	10,749
January	11,913	
February	13,631	
March	14,489	
April	15,527	
May	15,527	
June	15,531	

QUALITY

	Quantity	Base Number	Contract	AT	Region	England
% of FP17s for the same patient ID Re-attending within 3 months - Children	68	861	7.9%	12.0%	12.3%	11.8%
% of FP17s for the same patient ID Re-attending within 3 months - Adults	689	4,117	16.7%	15.2%	15.8%	15.6%
% of FP17s for the same patient ID Re-attending between 3 & 9 months - Children	577	861	67.0%	58.4%	60.1%	58.8%
% of FP17s for the same patient ID Re-attending between 3 & 9 months - Adults	2,600	4,117	63.2%	51.4%	53.3%	51.0%
% of FP17s for Band 1 Urgent Courses	269	4,538	5.9%	10.7%	9.0%	9.0%
% of FP17s Relating to Free Repair or Replacements	69	4,538	1.5%	0.9%	1.0%	0.8%
% of FP17s Relating to Continuations	129	4,538	2.8%	0.9%	1.0%	0.9%
% of Patients satisfied with the dentistry they have received	3	3	N/A	94.5%	93.8%	93.2%
% of Patients satisfied with the time they had to wait for an appointment	3	3	N/A	86.4%	89.4%	88.3%

* This is based on patients treated on this contract for their most recent course of treatment. Figures in italics indicate the base number of FP17s or Patient Questionnaire responses are less than 100. N/A is shown where the base number of responses is less than 10 during the period. % is calculated as Quantity/Base number*100

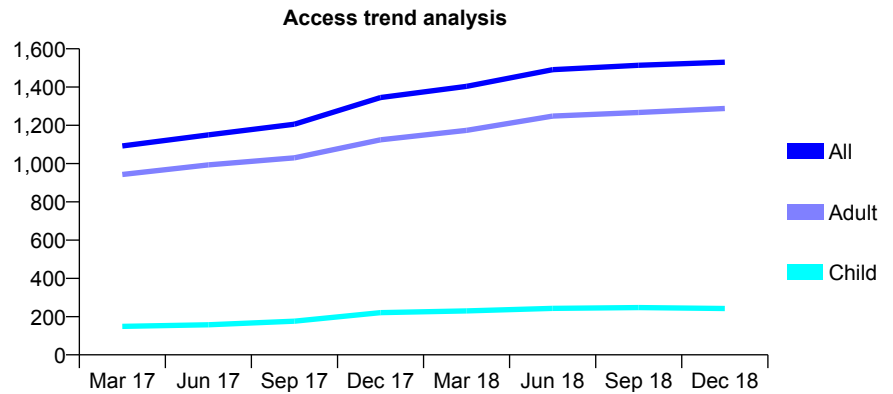
Q47 - Vital Signs At a Glance Contract Report for 928429/0001 - December 2018

Name or company name	Dr S Govind
Contract type name	GDS Contract
Purpose of contract	General
Contract start date	01/04/2006
Contract end date	

18/19 Contracted general activity (UDA)	6,000
Carry forward general activity (UDA)	0
18/19 Contracted orthodontic activity (UOA)	0
Carry forward orthodontic activity (UOA)	0
Baseline contract value	£132,630.74

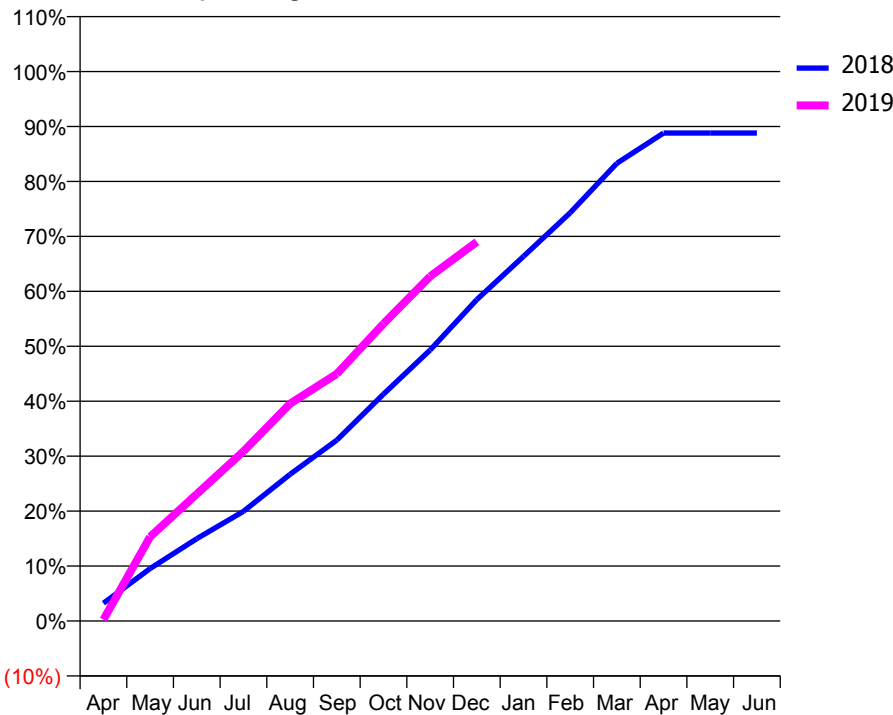
ACCESS*

Patients seen in 24 months	Total	Change since previous quarter
Quarter ending December 2017	1,345	
Quarter ending March 2018	1,404	↑
Quarter ending June 2018	1,491	↑
Quarter ending September 2018	1,514	→
Quarter ending December 2018	1,530	→
Variance since December 2017	13.8%	↑



ACTIVITY

Cumulative percentage of contracted UDA delivered 2018 & 2019



Month	Adjusted Scheduled Activity (UDA)	
	2018	2019
April	194	16
May	573	920
June	898	1,387
July	1,197	1,853
August	1,602	2,373
September	1,975	2,699
October	2,478	3,246
November	2,959	3,762
December	3,510	4,140
January	3,982	
February	4,457	
March	4,998	
April	5,329	
May	5,329	
June	5,329	

QUALITY

	Quantity	Base Number	Contract	AT	Region	England
% of FP17s for the same patient ID Re-attending within 3 months - Children	28	243	11.5%	12.0%	12.3%	11.8%
% of FP17s for the same patient ID Re-attending within 3 months - Adults	350	1,505	23.3%	15.2%	15.8%	15.6%
% of FP17s for the same patient ID Re-attending between 3 & 9 months - Children	130	243	53.5%	58.4%	60.1%	58.8%
% of FP17s for the same patient ID Re-attending between 3 & 9 months - Adults	695	1,505	46.2%	51.4%	53.3%	51.0%
% of FP17s for Band 1 Urgent Courses	124	1,658	7.5%	10.7%	9.0%	9.0%
% of FP17s Relating to Free Repair or Replacements	37	1,658	2.2%	0.9%	1.0%	0.8%
% of FP17s Relating to Continuations	64	1,658	3.9%	0.9%	1.0%	0.9%
% of Patients satisfied with the dentistry they have received	3	3	N/A	94.5%	93.8%	93.2%
% of Patients satisfied with the time they had to wait for an appointment	3	3	N/A	86.4%	89.4%	88.3%

* This is based on patients treated on this contract for their most recent course of treatment. Figures in italics indicate the base number of FP17s or Patient Questionnaire responses are less than 100. N/A is shown where the base number of responses is less than 10 during the period. % is calculated as Quantity/Base number*100

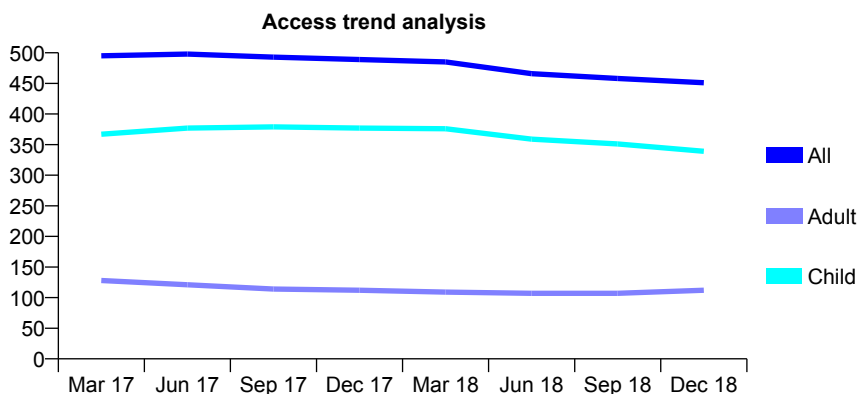
Q47 - Vital Signs At a Glance Contract Report for 931195/0001 - December 2018

Name or company name	MR DJ QUINN
Contract type name	GDS Contract
Purpose of contract	General
Contract start date	05/05/2009
Contract end date	

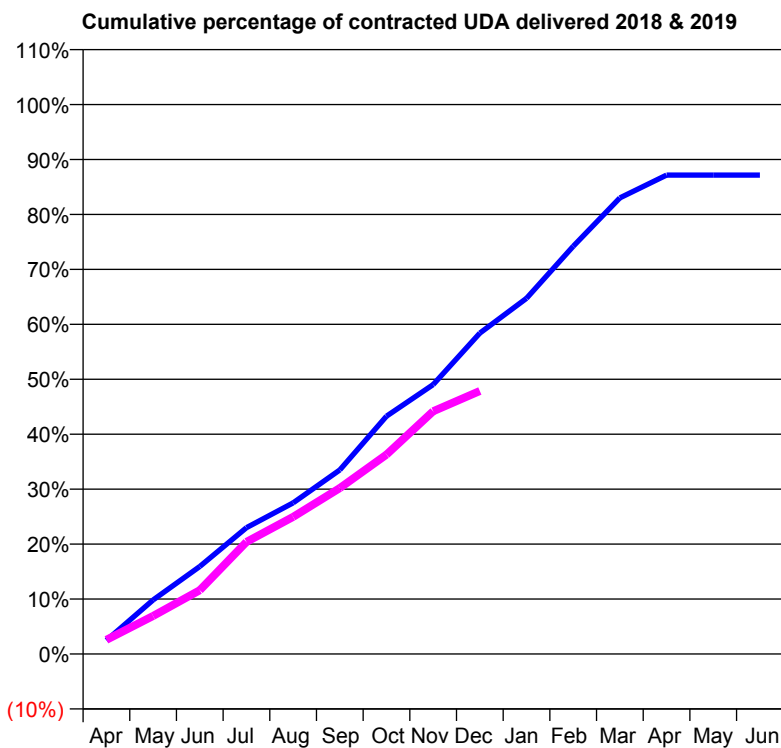
18/19 Contracted general activity (UDA)	1,281
Carry forward general activity (UDA)	0
18/19 Contracted orthodontic activity (UOA)	0
Carry forward orthodontic activity (UOA)	0
Baseline contract value	£35,591.10

ACCESS*

Patients seen in 24 months	Total	Change since previous quarter
Quarter ending December 2017	489	
Quarter ending March 2018	485	→
Quarter ending June 2018	466	↓
Quarter ending September 2018	458	↓
Quarter ending December 2018	451	↓
Variance since December 2017	(7.8%)	↓



ACTIVITY



Month	Adjusted Scheduled Activity (UDA)	
	2018	2019
April	32	33
May	126	89
June	204	149
July	294	261
August	352	320
September	429	387
October	554	465
November	628	566
December	748	613
January	829	
February	950	
March	1,063	
April	1,116	
May	1,116	
June	1,116	

QUALITY

	Quantity	Base Number	Contract	AT	Region	England
% of FP17s for the same patient ID Re-attending within 3 months - Children	15	394	3.8%	12.0%	12.3%	11.8%
% of FP17s for the same patient ID Re-attending within 3 months - Adults	8	96	8.3%	15.2%	15.8%	15.6%
% of FP17s for the same patient ID Re-attending between 3 & 9 months - Children	315	394	79.9%	58.4%	60.1%	58.8%
% of FP17s for the same patient ID Re-attending between 3 & 9 months - Adults	71	96	74.0%	51.4%	53.3%	51.0%
% of FP17s for Band 1 Urgent Courses	11	456	2.4%	10.7%	9.0%	9.0%
% of FP17s Relating to Free Repair or Replacements	0	456	0.0%	0.9%	1.0%	0.8%
% of FP17s Relating to Continuations	0	456	0.0%	0.9%	1.0%	0.9%
% of Patients satisfied with the dentistry they have received	0	0	N/A	94.5%	93.8%	93.2%
% of Patients satisfied with the time they had to wait for an appointment	0	0	N/A	86.4%	89.4%	88.3%

* This is based on patients treated on this contract for their most recent course of treatment. Figures in italics indicate the base number of FP17s or Patient Questionnaire responses are less than 100. N/A is shown where the base number of responses is less than 10 during the period. % is calculated as Quantity/Base number*100

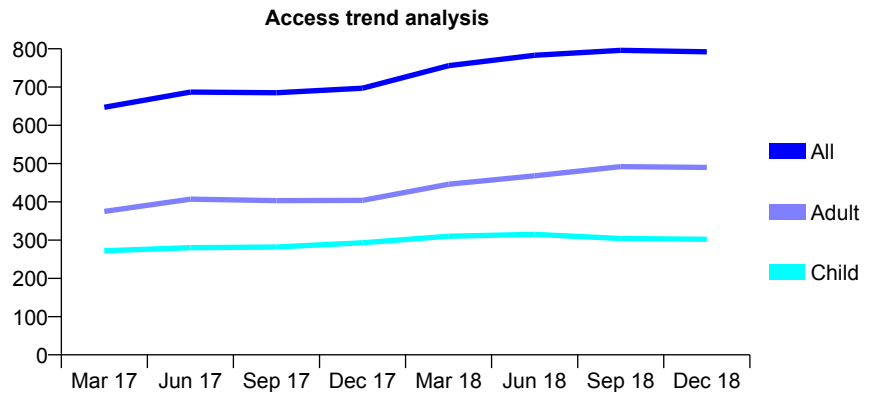
Q47 - Vital Signs At a Glance Contract Report for 934658/0001 - December 2018

Name or company name	Dr M Best
Contract type name	GDS Contract
Purpose of contract	General
Contract start date	01/04/2006
Contract end date	

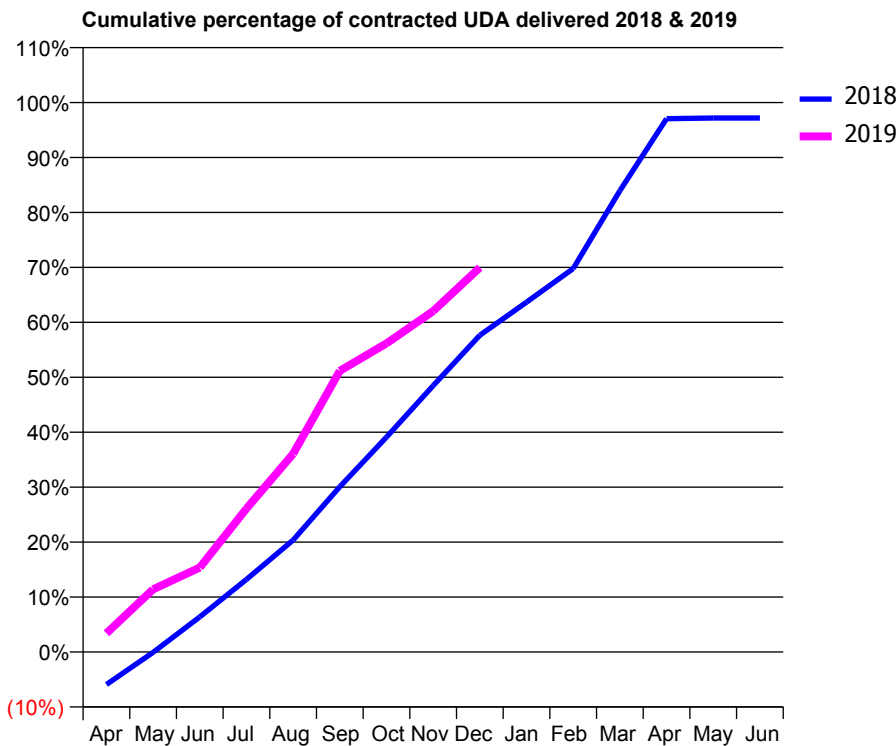
18/19 Contracted general activity (UDA)	2,544
Carry forward general activity (UDA)	0
18/19 Contracted orthodontic activity (UOA)	0
Carry forward orthodontic activity (UOA)	0
Baseline contract value	£70,294.29

ACCESS*

Patients seen in 24 months	Total	Change since previous quarter
Quarter ending December 2017	697	
Quarter ending March 2018	756	↑
Quarter ending June 2018	783	↑
Quarter ending September 2018	796	→
Quarter ending December 2018	792	→
Variance since December 2017	13.6%	↑



ACTIVITY



Month	Adjusted Scheduled Activity (UDA)	
	2018	2019
April	-151	87
May	-2	290
June	162	391
July	336	664
August	518	918
September	765	1,301
October	995	1,429
November	1,233	1,578
December	1,467	1,780
January	1,620	
February	1,775	
March	2,136	
April	2,469	
May	2,472	
June	2,472	

QUALITY

	Quantity	Base Number	Contract	AT	Region	England
% of FP17s for the same patient ID Re-attending within 3 months - Children	37	350	10.6%	12.0%	12.3%	11.8%
% of FP17s for the same patient ID Re-attending within 3 months - Adults	147	562	26.2%	15.2%	15.8%	15.6%
% of FP17s for the same patient ID Re-attending between 3 & 9 months - Children	197	350	56.3%	58.4%	60.1%	58.8%
% of FP17s for the same patient ID Re-attending between 3 & 9 months - Adults	236	562	42.0%	51.4%	53.3%	51.0%
% of FP17s for Band 1 Urgent Courses	80	815	9.8%	10.7%	9.0%	9.0%
% of FP17s Relating to Free Repair or Replacements	0	815	0.0%	0.9%	1.0%	0.8%
% of FP17s Relating to Continuations	28	815	3.4%	0.9%	1.0%	0.9%
% of Patients satisfied with the dentistry they have received	0	0	N/A	94.5%	93.8%	93.2%
% of Patients satisfied with the time they had to wait for an appointment	0	0	N/A	86.4%	89.4%	88.3%

* This is based on patients treated on this contract for their most recent course of treatment. Figures in italics indicate the base number of FP17s or Patient Questionnaire responses are less than 100. N/A is shown where the base number of responses is less than 10 during the period. % is calculated as Quantity/Base number*100

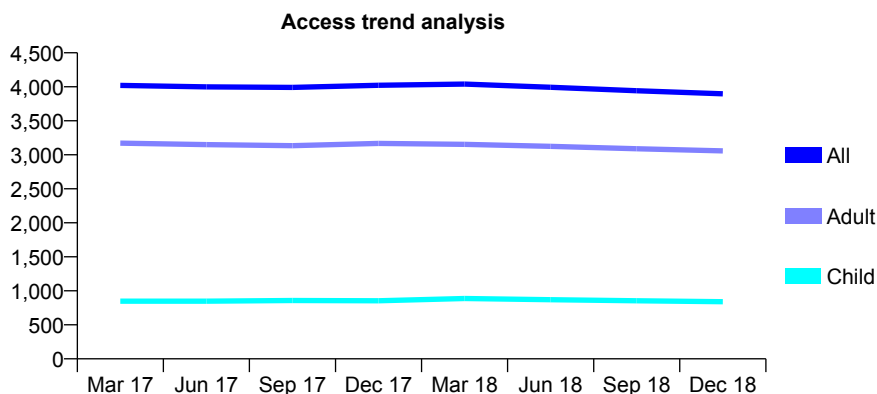
Q47 - Vital Signs At a Glance Contract Report for 942235/0001 - December 2018

Name or company name	MRS CA LEADBETTER
Contract type name	GDS Contract
Purpose of contract	General
Contract start date	01/04/2006
Contract end date	

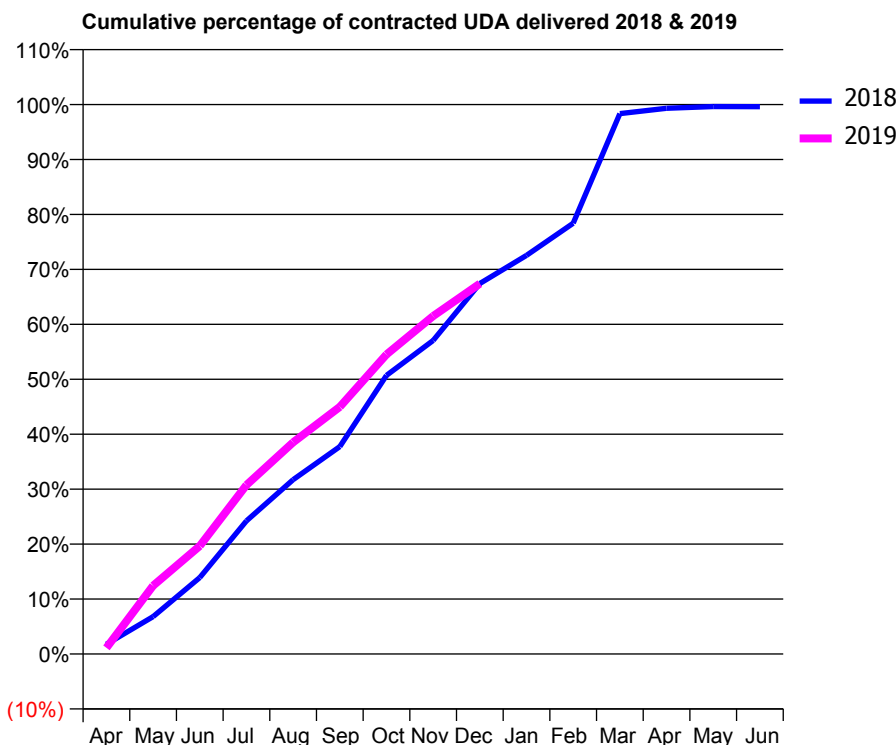
18/19 Contracted general activity (UDA)	10,453
Carry forward general activity (UDA)	43
18/19 Contracted orthodontic activity (UOA)	0
Carry forward orthodontic activity (UOA)	0
Baseline contract value	£230,812.81

ACCESS*

Patients seen in 24 months	Total	Change since previous quarter
Quarter ending December 2017	4,022	
Quarter ending March 2018	4,040	→
Quarter ending June 2018	3,994	↓
Quarter ending September 2018	3,943	↓
Quarter ending December 2018	3,898	↓
Variance since December 2017	(3.1%)	↓



ACTIVITY



Month	Adjusted Scheduled Activity (UDA)	
	2018	2019
April	186	119
May	712	1,300
June	1,454	2,056
July	2,533	3,215
August	3,318	4,027
September	3,947	4,703
October	5,300	5,699
November	5,964	6,429
December	7,047	7,045
January	7,583	
February	8,195	
March	10,279	
April	10,382	
May	10,413	
June	10,410	

QUALITY

	Quantity	Base Number	Contract	AT	Region	England
% of FP17s for the same patient ID Re-attending within 3 months - Children	54	829	6.5%	12.0%	12.3%	11.8%
% of FP17s for the same patient ID Re-attending within 3 months - Adults	501	3,079	16.3%	15.2%	15.8%	15.6%
% of FP17s for the same patient ID Re-attending between 3 & 9 months - Children	466	829	56.2%	58.4%	60.1%	58.8%
% of FP17s for the same patient ID Re-attending between 3 & 9 months - Adults	1,743	3,079	56.6%	51.4%	53.3%	51.0%
% of FP17s for Band 1 Urgent Courses	625	3,818	16.4%	10.7%	9.0%	9.0%
% of FP17s Relating to Free Repair or Replacements	71	3,818	1.9%	0.9%	1.0%	0.8%
% of FP17s Relating to Continuations	84	3,818	2.2%	0.9%	1.0%	0.9%
% of Patients satisfied with the dentistry they have received	2	2	N/A	94.5%	93.8%	93.2%
% of Patients satisfied with the time they had to wait for an appointment	2	2	N/A	86.4%	89.4%	88.3%

* This is based on patients treated on this contract for their most recent course of treatment. Figures in italics indicate the base number of FP17s or Patient Questionnaire responses are less than 100. N/A is shown where the base number of responses is less than 10 during the period. % is calculated as Quantity/Base number*100

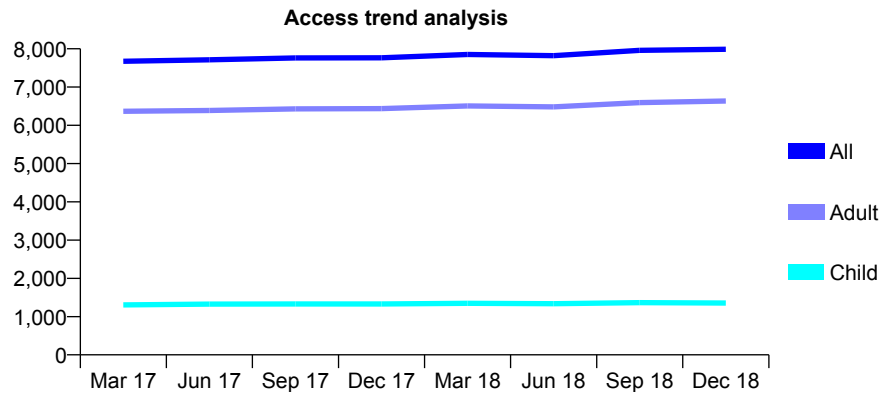
Q47 - Vital Signs At a Glance Contract Report for 997307/0001 - December 2018

Name or company name	Dr H Kadri
Contract type name	GDS Contract
Purpose of contract	General
Contract start date	01/04/2006
Contract end date	

18/19 Contracted general activity (UDA)	21,231
Carry forward general activity (UDA)	206
18/19 Contracted orthodontic activity (UOA)	0
Carry forward orthodontic activity (UOA)	0
Baseline contract value	£588,311.03

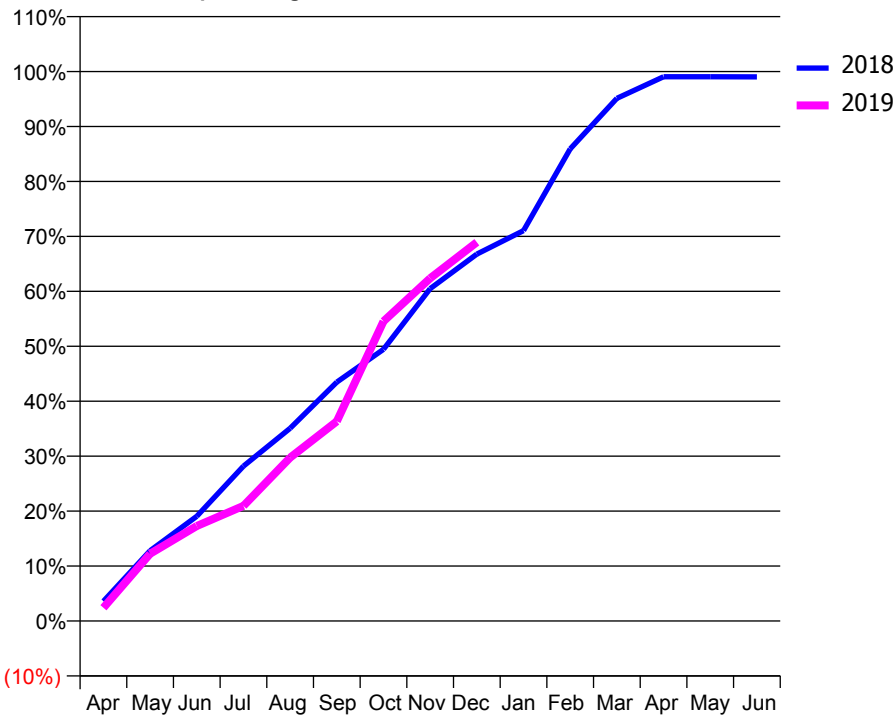
ACCESS*

Patients seen in 24 months	Total	Change since previous quarter
Quarter ending December 2017	7,766	
Quarter ending March 2018	7,851	→
Quarter ending June 2018	7,821	→
Quarter ending September 2018	7,960	→
Quarter ending December 2018	7,988	→
Variance since December 2017	2.9%	↑



ACTIVITY

Cumulative percentage of contracted UDA delivered 2018 & 2019



Month	Adjusted Scheduled Activity (UDA)	
	2018	2019
April	763	512
May	2,715	2,602
June	4,046	3,673
July	5,986	4,450
August	7,449	6,312
September	9,228	7,717
October	10,497	11,579
November	12,842	13,244
December	14,175	14,637
January	15,081	
February	18,241	
March	20,194	
April	21,027	
May	21,027	
June	21,025	

QUALITY

	Quantity	Base Number	Contract	AT	Region	England
% of FP17s for the same patient ID Re-attending within 3 months - Children	129	1,747	7.4%	12.0%	12.3%	11.8%
% of FP17s for the same patient ID Re-attending within 3 months - Adults	1,231	7,794	15.8%	15.2%	15.8%	15.6%
% of FP17s for the same patient ID Re-attending between 3 & 9 months - Children	1,195	1,747	68.4%	58.4%	60.1%	58.8%
% of FP17s for the same patient ID Re-attending between 3 & 9 months - Adults	4,187	7,794	53.7%	51.4%	53.3%	51.0%
% of FP17s for Band 1 Urgent Courses	884	9,051	9.8%	10.7%	9.0%	9.0%
% of FP17s Relating to Free Repair or Replacements	109	9,051	1.2%	0.9%	1.0%	0.8%
% of FP17s Relating to Continuations	24	9,051	0.3%	0.9%	1.0%	0.9%
% of Patients satisfied with the dentistry they have received	13	14	92.9%	94.5%	93.8%	93.2%
% of Patients satisfied with the time they had to wait for an appointment	13	14	92.9%	86.4%	89.4%	88.3%

* This is based on patients treated on this contract for their most recent course of treatment. Figures in italics indicate the base number of FP17s or Patient Questionnaire responses are less than 100. N/A is shown where the base number of responses is less than 10 during the period. % is calculated as Quantity/Base number*100

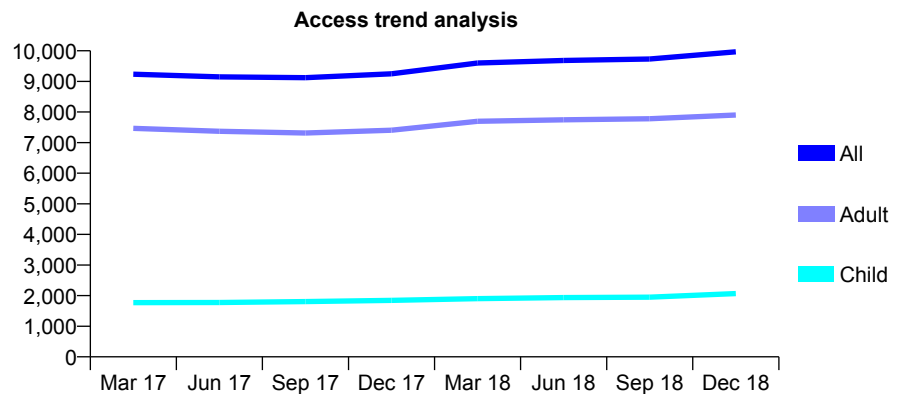
Q47 - Vital Signs At a Glance Contract Report for 999199/0001 - December 2018

Name or company name	MR JC HALL
Contract type name	GDS Contract
Purpose of contract	General
Contract start date	01/04/2006
Contract end date	

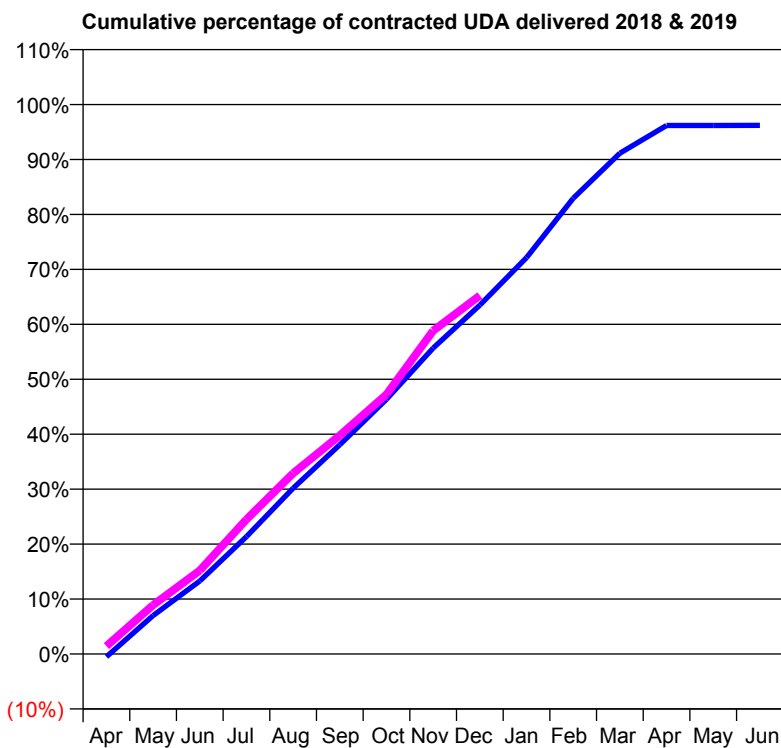
18/19 Contracted general activity (UDA)	25,993
Carry forward general activity (UDA)	988
18/19 Contracted orthodontic activity (UOA)	0
Carry forward orthodontic activity (UOA)	0
Baseline contract value	£842,644.02

ACCESS*

Patients seen in 24 months	Total	Change since previous quarter
Quarter ending December 2017	9,250	
Quarter ending March 2018	9,603	↑
Quarter ending June 2018	9,682	→
Quarter ending September 2018	9,730	→
Quarter ending December 2018	9,968	↑
Variance since December 2017	7.8%	↑



ACTIVITY



Month	Adjusted Scheduled Activity (UDA)	
	2018	2019
April	-134	373
May	1,820	2,315
June	3,451	3,954
July	5,553	6,369
August	7,846	8,547
September	9,902	10,340
October	12,050	12,277
November	14,471	15,294
December	16,504	16,959
January	18,751	
February	21,559	
March	23,692	
April	25,003	
May	25,003	
June	25,005	

QUALITY

	Quantity	Base Number	Contract	AT	Region	England
% of FP17s for the same patient ID Re-attending within 3 months - Children	254	2,836	9.0%	12.0%	12.3%	11.8%
% of FP17s for the same patient ID Re-attending within 3 months - Adults	817	8,136	10.0%	15.2%	15.8%	15.6%
% of FP17s for the same patient ID Re-attending between 3 & 9 months - Children	1,941	2,836	68.4%	58.4%	60.1%	58.8%
% of FP17s for the same patient ID Re-attending between 3 & 9 months - Adults	4,319	8,136	53.1%	51.4%	53.3%	51.0%
% of FP17s for Band 1 Urgent Courses	1,182	10,359	11.4%	10.7%	9.0%	9.0%
% of FP17s Relating to Free Repair or Replacements	30	10,359	0.3%	0.9%	1.0%	0.8%
% of FP17s Relating to Continuations	20	10,359	0.2%	0.9%	1.0%	0.9%
% of Patients satisfied with the dentistry they have received	4	4	N/A	94.5%	93.8%	93.2%
% of Patients satisfied with the time they had to wait for an appointment	4	4	N/A	86.4%	89.4%	88.3%

* This is based on patients treated on this contract for their most recent course of treatment. Figures in italics indicate the base number of FP17s or Patient Questionnaire responses are less than 100. N/A is shown where the base number of responses is less than 10 during the period. % is calculated as Quantity/Base number*100

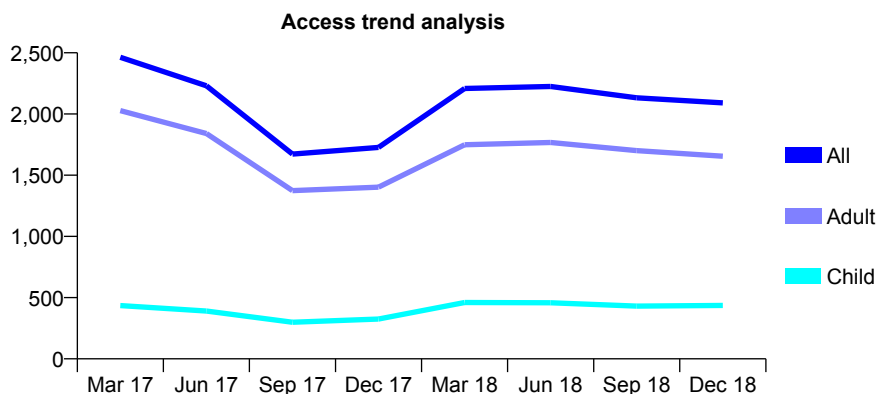
Q47 - Vital Signs At a Glance Contract Report for 999350/0001 - December 2018

Name or company name	Dr F Patel
Contract type name	GDS Contract
Purpose of contract	General
Contract start date	01/04/2006
Contract end date	

18/19 Contracted general activity (UDA)	8,727
Carry forward general activity (UDA)	0
18/19 Contracted orthodontic activity (UOA)	0
Carry forward orthodontic activity (UOA)	0
Baseline contract value	£172,363.76

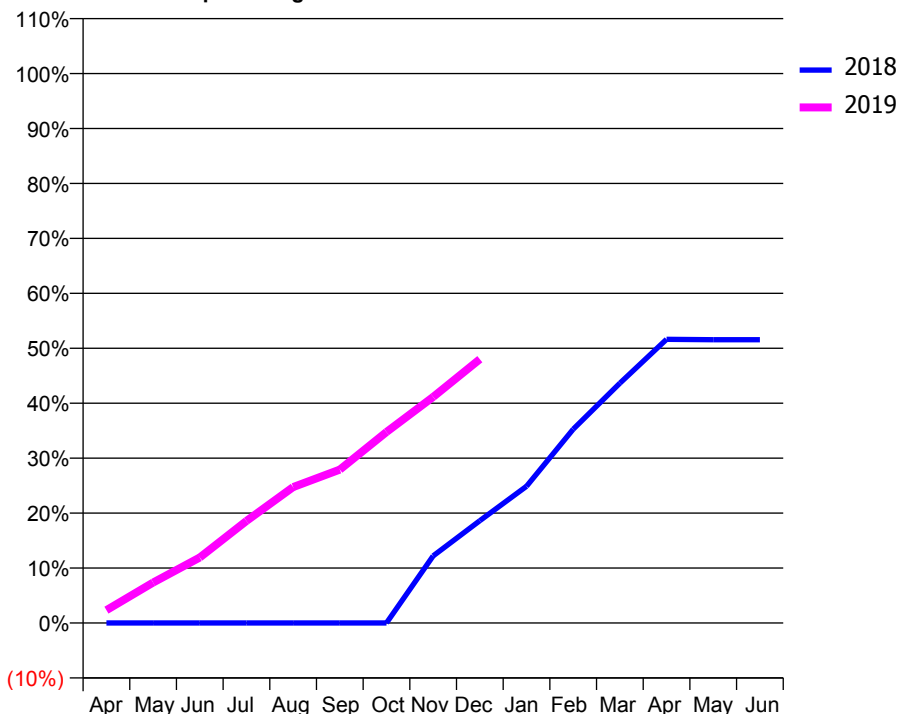
ACCESS*

Patients seen in 24 months	Total	Change since previous quarter
Quarter ending December 2017	1,727	
Quarter ending March 2018	2,209	↑
Quarter ending June 2018	2,225	→
Quarter ending September 2018	2,132	↓
Quarter ending December 2018	2,091	↓
Variance since December 2017	21.1%	↑



ACTIVITY

Cumulative percentage of contracted UDA delivered 2018 & 2019



Month	Adjusted Scheduled Activity (UDA)	
	2018	2019
April	0	204
May	0	643
June	0	1,041
July	0	1,622
August	0	2,159
September	0	2,437
October	0	3,034
November	1,101	3,591
December	1,679	4,191
January	2,241	
February	3,178	
March	3,931	
April	4,650	
May	4,645	
June	4,645	

QUALITY

	Quantity	Base Number	Contract	AT	Region	England
% of FP17s for the same patient ID Re-attending within 3 months - Children	40	516	7.8%	12.0%	12.3%	11.8%
% of FP17s for the same patient ID Re-attending within 3 months - Adults	264	1,917	13.8%	15.2%	15.8%	15.6%
% of FP17s for the same patient ID Re-attending between 3 & 9 months - Children	250	516	48.4%	58.4%	60.1%	58.8%
% of FP17s for the same patient ID Re-attending between 3 & 9 months - Adults	854	1,917	44.5%	51.4%	53.3%	51.0%
% of FP17s for Band 1 Urgent Courses	183	2,100	8.7%	10.7%	9.0%	9.0%
% of FP17s Relating to Free Repair or Replacements	16	2,100	0.8%	0.9%	1.0%	0.8%
% of FP17s Relating to Continuations	1	2,100	0.0%	0.9%	1.0%	0.9%
% of Patients satisfied with the dentistry they have received	2	2	N/A	94.5%	93.8%	93.2%
% of Patients satisfied with the time they had to wait for an appointment	2	2	N/A	86.4%	89.4%	88.3%

* This is based on patients treated on this contract for their most recent course of treatment. Figures in italics indicate the base number of FP17s or Patient Questionnaire responses are less than 100. N/A is shown where the base number of responses is less than 10 during the period. % is calculated as Quantity/Base number*100

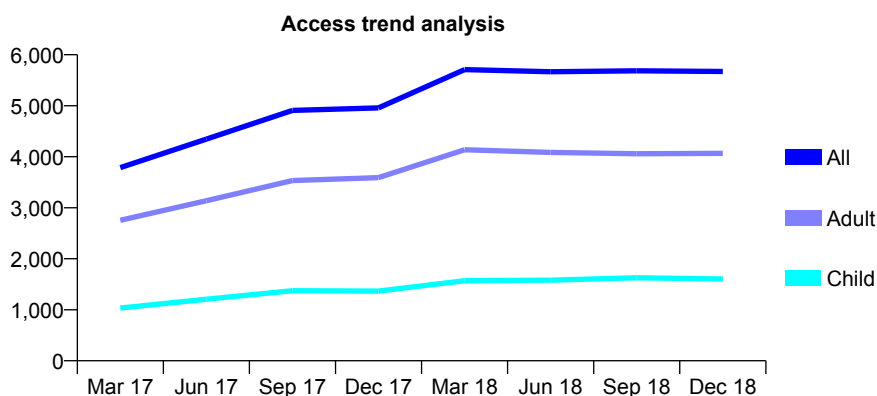
Q48 - Vital Signs At a Glance Contract Report for 100096/0000 - December 2018

Name or company name	Care (Lancashire) Ltd
Contract type name	GDS Contract
Purpose of contract	General
Contract start date	01/04/2016
Contract end date	

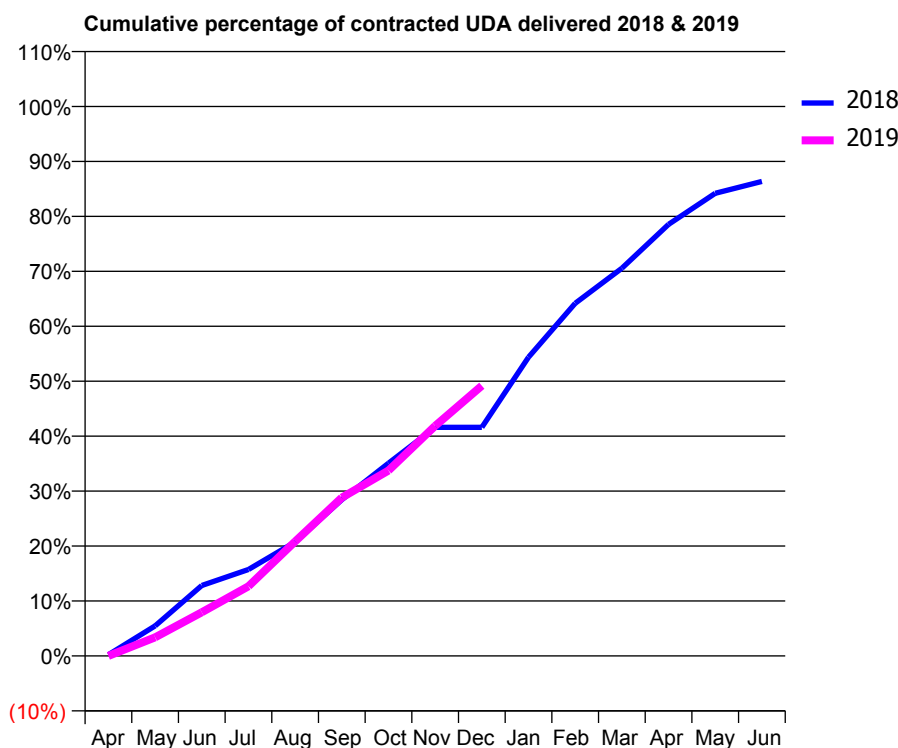
18/19 Contracted general activity (UDA)	24,000
Carry forward general activity (UDA)	0
18/19 Contracted orthodontic activity (UOA)	0
Carry forward orthodontic activity (UOA)	0
Baseline contract value	£637,002.16

ACCESS*

Patients seen in 24 months	Total	Change since previous quarter
Quarter ending December 2017	4,959	
Quarter ending March 2018	5,708	↑
Quarter ending June 2018	5,666	→
Quarter ending September 2018	5,686	→
Quarter ending December 2018	5,671	→
Variance since December 2017	14.4%	↑



ACTIVITY



Month	Adjusted Scheduled Activity (UDA)	
	2018	2019
April	55	0
May	1,316	812
June	3,077	1,910
July	3,779	3,041
August	4,976	4,998
September	6,825	6,919
October	8,419	8,096
November	9,983	10,050
December	9,983	11,800
January	13,049	
February	15,401	
March	16,934	
April	18,849	
May	20,207	
June	20,724	

QUALITY

	Quantity	Base Number	Contract	AT	Region	England
% of FP17s for the same patient ID Re-attending within 3 months - Children	156	1,784	8.7%	11.4%	12.3%	11.8%
% of FP17s for the same patient ID Re-attending within 3 months - Adults	631	4,137	15.3%	16.6%	15.8%	15.6%
% of FP17s for the same patient ID Re-attending between 3 & 9 months - Children	967	1,784	54.2%	54.3%	60.1%	58.8%
% of FP17s for the same patient ID Re-attending between 3 & 9 months - Adults	1,975	4,137	47.7%	45.0%	53.3%	51.0%
% of FP17s for Band 1 Urgent Courses	322	4,695	6.9%	11.8%	9.0%	9.0%
% of FP17s Relating to Free Repair or Replacements	26	4,695	0.6%	0.9%	1.0%	0.8%
% of FP17s Relating to Continuations	73	4,695	1.6%	1.2%	1.0%	0.9%
% of Patients satisfied with the dentistry they have received	2	2	N/A	91.0%	93.8%	93.2%
% of Patients satisfied with the time they had to wait for an appointment	2	2	N/A	89.4%	89.4%	88.3%

* This is based on patients treated on this contract for their most recent course of treatment. Figures in italics indicate the base number of FP17s or Patient Questionnaire responses are less than 100. N/A is shown where the base number of responses is less than 10 during the period. % is calculated as Quantity/Base number*100

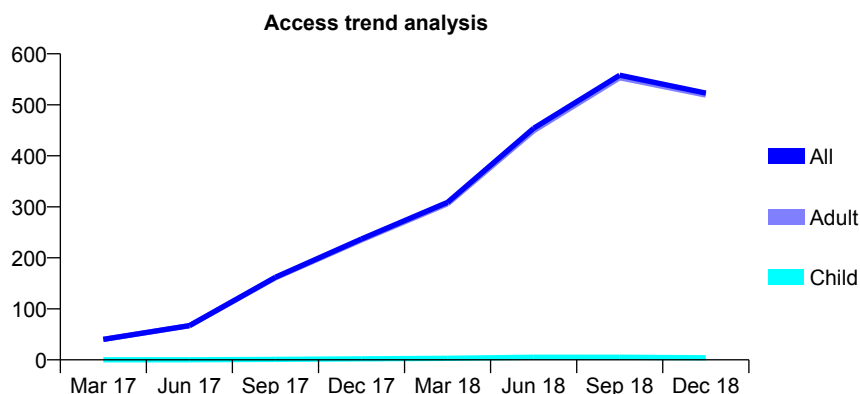
Q48 - Vital Signs At a Glance Contract Report for 100256/0000 - December 2018

Name or company name	Bridgewater Community Healthcare NHS F
Contract type name	PDS Contract
Purpose of contract	General
Contract start date	01/12/2016
Contract end date	30/11/2019

18/19 Contracted general activity (UDA)	2,700
Carry forward general activity (UDA)	0
18/19 Contracted orthodontic activity (UOA)	0
Carry forward orthodontic activity (UOA)	0
Baseline contract value	£149,127.96

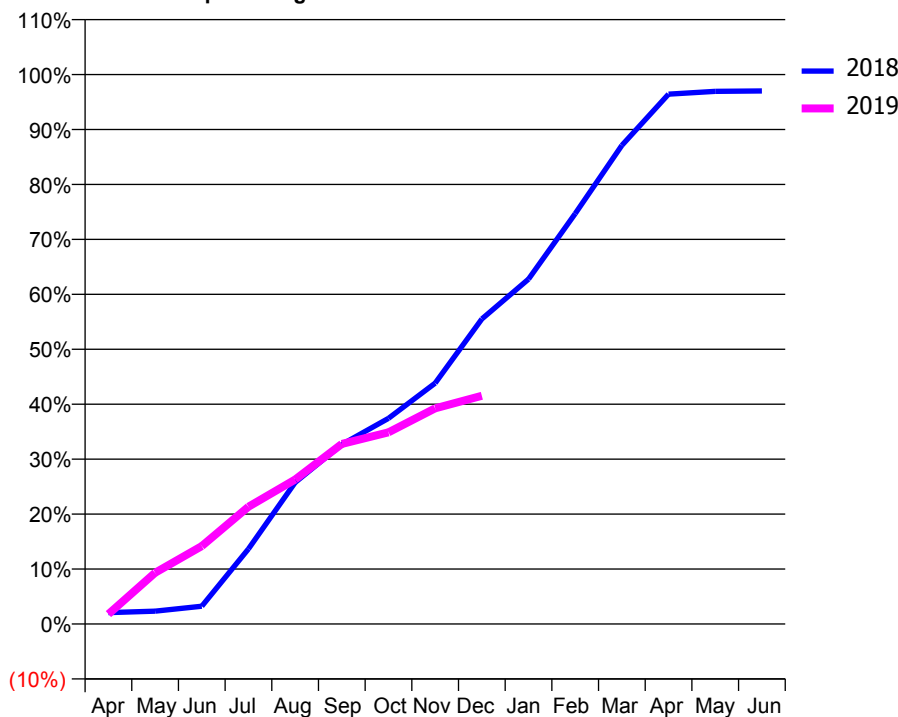
ACCESS*

Patients seen in 24 months	Total	Change since previous quarter
Quarter ending December 2017	237	
Quarter ending March 2018	309	↑
Quarter ending June 2018	454	↑
Quarter ending September 2018	558	↑
Quarter ending December 2018	523	↓
Variance since December 2017	120.7%	↑



ACTIVITY

Cumulative percentage of contracted UDA delivered 2018 & 2019



Month	Adjusted Scheduled Activity (UDA)	
	2018	2019
April	25	49
May	28	252
June	39	383
July	164	576
August	309	710
September	392	885
October	449	942
November	526	1,060
December	666	1,121
January	753	
February	896	
March	1,045	
April	1,157	
May	1,163	
June	1,164	

QUALITY

	Quantity	Base Number	Contract	AT	Region	England
% of FP17s for the same patient ID Re-attending within 3 months - Children	0	6	0.0%	11.4%	12.3%	11.8%
% of FP17s for the same patient ID Re-attending within 3 months - Adults	6	480	1.3%	16.6%	15.8%	15.6%
% of FP17s for the same patient ID Re-attending between 3 & 9 months - Children	0	6	0.0%	54.3%	60.1%	58.8%
% of FP17s for the same patient ID Re-attending between 3 & 9 months - Adults	1	480	0.2%	45.0%	53.3%	51.0%
% of FP17s for Band 1 Urgent Courses	1	432	0.2%	11.8%	9.0%	9.0%
% of FP17s Relating to Free Repair or Replacements	0	432	0.0%	0.9%	1.0%	0.8%
% of FP17s Relating to Continuations	2	432	0.5%	1.2%	1.0%	0.9%
% of Patients satisfied with the dentistry they have received	0	0	N/A	91.0%	93.8%	93.2%
% of Patients satisfied with the time they had to wait for an appointment	0	0	N/A	89.4%	89.4%	88.3%

* This is based on patients treated on this contract for their most recent course of treatment. Figures in italics indicate the base number of FP17s or Patient Questionnaire responses are less than 100. N/A is shown where the base number of responses is less than 10 during the period. % is calculated as Quantity/Base number*100

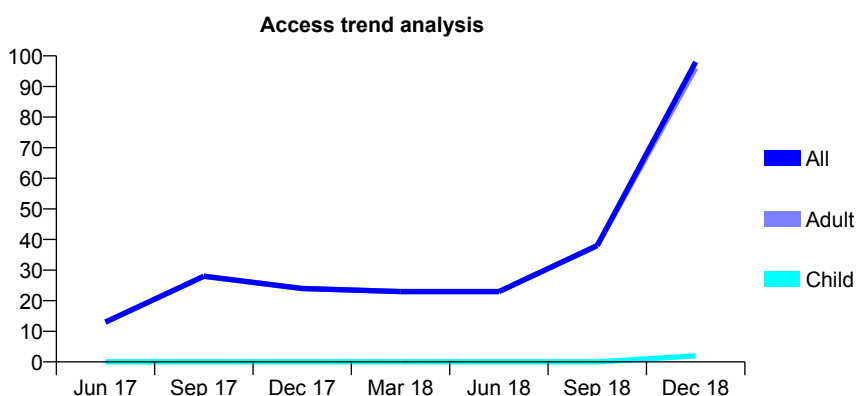
Q48 - Vital Signs At a Glance Contract Report for 100257/0000 - December 2018

Name or company name	Bridgewater Community Healthcare NHS F
Contract type name	PDS Contract
Purpose of contract	General
Contract start date	01/12/2016
Contract end date	30/11/2019

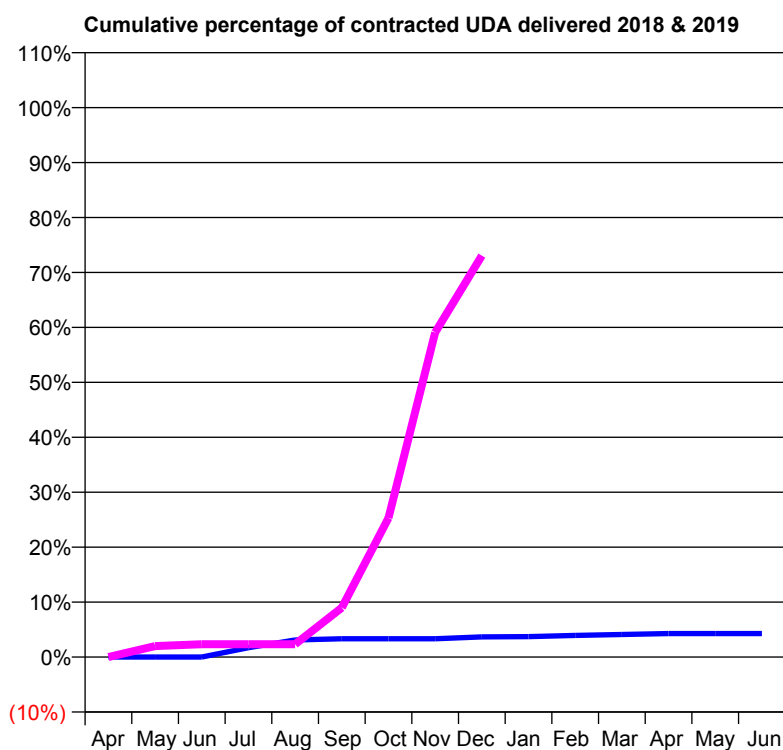
18/19 Contracted general activity (UDA)	300
Carry forward general activity (UDA)	0
18/19 Contracted orthodontic activity (UOA)	0
Carry forward orthodontic activity (UOA)	0
Baseline contract value	£16,569.77

ACCESS*

Patients seen in 24 months	Total	Change since previous quarter
Quarter ending December 2017	24	
Quarter ending March 2018	23	↓
Quarter ending June 2018	23	→
Quarter ending September 2018	38	↑
Quarter ending December 2018	98	↑
Variance since December 2017	308.3%	↑



ACTIVITY



Month	Adjusted Scheduled Activity (UDA)	
	2018	2019
April	0	0
May	0	6
June	0	7
July	31	7
August	56	7
September	60	27
October	60	76
November	60	177
December	66	219
January	67	
February	71	
March	74	
April	77	
May	77	
June	77	

QUALITY

	Quantity	Base Number	Contract	AT	Region	England
% of FP17s for the same patient ID Re-attending within 3 months - Children	0	2	0.0%	11.4%	12.3%	11.8%
% of FP17s for the same patient ID Re-attending within 3 months - Adults	1	90	1.1%	16.6%	15.8%	15.6%
% of FP17s for the same patient ID Re-attending between 3 & 9 months - Children	0	2	0.0%	54.3%	60.1%	58.8%
% of FP17s for the same patient ID Re-attending between 3 & 9 months - Adults	0	90	0.0%	45.0%	53.3%	51.0%
% of FP17s for Band 1 Urgent Courses	1	91	1.1%	11.8%	9.0%	9.0%
% of FP17s Relating to Free Repair or Replacements	0	91	0.0%	0.9%	1.0%	0.8%
% of FP17s Relating to Continuations	0	91	0.0%	1.2%	1.0%	0.9%
% of Patients satisfied with the dentistry they have received	0	0	N/A	91.0%	93.8%	93.2%
% of Patients satisfied with the time they had to wait for an appointment	0	0	N/A	89.4%	89.4%	88.3%

* This is based on patients treated on this contract for their most recent course of treatment. Figures in italics indicate the base number of FP17s or Patient Questionnaire responses are less than 100. N/A is shown where the base number of responses is less than 10 during the period. % is calculated as Quantity/Base number*100

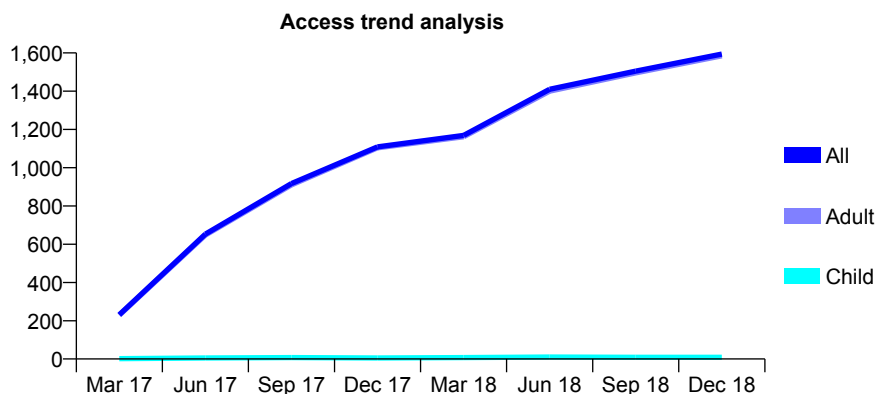
Q48 - Vital Signs At a Glance Contract Report for 100260/0000 - December 2018

Name or company name	Winston & Kelso
Contract type name	PDS Contract
Purpose of contract	General
Contract start date	01/12/2016
Contract end date	30/11/2019

18/19 Contracted general activity (UDA)	4,200
Carry forward general activity (UDA)	0
18/19 Contracted orthodontic activity (UOA)	0
Carry forward orthodontic activity (UOA)	0
Baseline contract value	£224,723.09

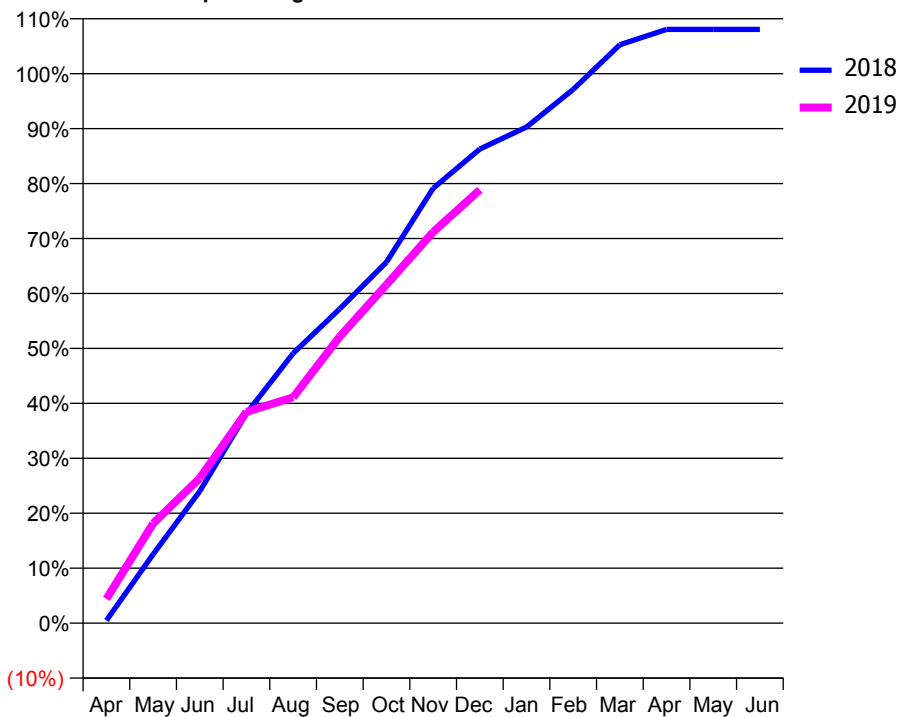
ACCESS*

Patients seen in 24 months	Total	Change since previous quarter
Quarter ending December 2017	1,109	
Quarter ending March 2018	1,169	↑
Quarter ending June 2018	1,410	↑
Quarter ending September 2018	1,505	↑
Quarter ending December 2018	1,594	↑
Variance since December 2017	43.7%	↑



ACTIVITY

Cumulative percentage of contracted UDA delivered 2018 & 2019



Month	Adjusted Scheduled Activity (UDA)	
	2018	2019
April	21	186
May	526	762
June	1,009	1,108
July	1,603	1,615
August	2,062	1,726
September	2,403	2,191
October	2,760	2,587
November	3,324	2,990
December	3,624	3,312
January	3,792	
February	4,079	
March	4,421	
April	4,538	
May	4,538	
June	4,538	

QUALITY

	Quantity	Base Number	Contract	AT	Region	England
% of FP17s for the same patient ID Re-attending within 3 months - Children	0	10	0.0%	11.4%	12.3%	11.8%
% of FP17s for the same patient ID Re-attending within 3 months - Adults	7	1,145	0.6%	16.6%	15.8%	15.6%
% of FP17s for the same patient ID Re-attending between 3 & 9 months - Children	0	10	0.0%	54.3%	60.1%	58.8%
% of FP17s for the same patient ID Re-attending between 3 & 9 months - Adults	0	1,145	0.0%	45.0%	53.3%	51.0%
% of FP17s for Band 1 Urgent Courses	0	1,108	0.0%	11.8%	9.0%	9.0%
% of FP17s Relating to Free Repair or Replacements	0	1,108	0.0%	0.9%	1.0%	0.8%
% of FP17s Relating to Continuations	0	1,108	0.0%	1.2%	1.0%	0.9%
% of Patients satisfied with the dentistry they have received	0	1	N/A	91.0%	93.8%	93.2%
% of Patients satisfied with the time they had to wait for an appointment	1	1	N/A	89.4%	89.4%	88.3%

* This is based on patients treated on this contract for their most recent course of treatment. Figures in italics indicate the base number of FP17s or Patient Questionnaire responses are less than 100. N/A is shown where the base number of responses is less than 10 during the period. % is calculated as Quantity/Base number*100

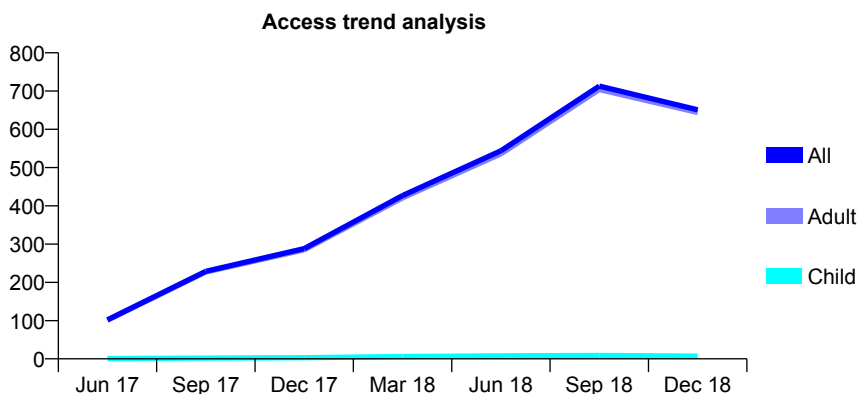
Q48 - Vital Signs At a Glance Contract Report for 100306/0000 - December 2018

Name or company name	MR SR LAKSHMIAH
Contract type name	PDS Contract
Purpose of contract	General
Contract start date	01/04/2017
Contract end date	31/03/2019

18/19 Contracted general activity (UDA)	1,375
Carry forward general activity (UDA)	0
18/19 Contracted orthodontic activity (UOA)	0
Carry forward orthodontic activity (UOA)	0
Baseline contract value	£223,696.00

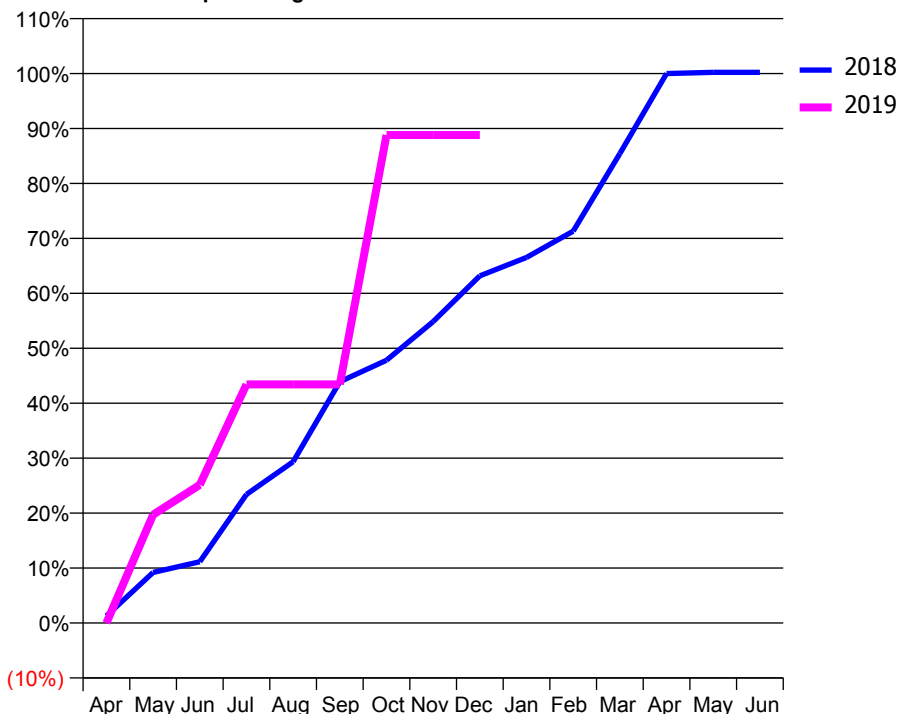
ACCESS*

Patients seen in 24 months	Total	Change since previous quarter
Quarter ending December 2017	288	
Quarter ending March 2018	427	↑
Quarter ending June 2018	544	↑
Quarter ending September 2018	713	↑
Quarter ending December 2018	651	↓
Variance since December 2017	126.0%	↑



ACTIVITY

Cumulative percentage of contracted UDA delivered 2018 & 2019



Month	Adjusted Scheduled Activity (UDA)	
	2018	2019
April	18	0
May	127	271
June	154	346
July	323	597
August	405	597
September	606	597
October	660	1,221
November	757	1,221
December	872	1,221
January	918	
February	984	
March	1,179	
April	1,380	
May	1,383	
June	1,383	

QUALITY

	Quantity	Base Number	Contract	AT	Region	England
% of FP17s for the same patient ID Re-attending within 3 months - Children	0	10	0.0%	11.4%	12.3%	11.8%
% of FP17s for the same patient ID Re-attending within 3 months - Adults	7	646	1.1%	16.6%	15.8%	15.6%
% of FP17s for the same patient ID Re-attending between 3 & 9 months - Children	1	10	10.0%	54.3%	60.1%	58.8%
% of FP17s for the same patient ID Re-attending between 3 & 9 months - Adults	1	646	0.2%	45.0%	53.3%	51.0%
% of FP17s for Band 1 Urgent Courses	0	566	0.0%	11.8%	9.0%	9.0%
% of FP17s Relating to Free Repair or Replacements	0	566	0.0%	0.9%	1.0%	0.8%
% of FP17s Relating to Continuations	0	566	0.0%	1.2%	1.0%	0.9%
% of Patients satisfied with the dentistry they have received	0	0	N/A	91.0%	93.8%	93.2%
% of Patients satisfied with the time they had to wait for an appointment	0	0	N/A	89.4%	89.4%	88.3%

* This is based on patients treated on this contract for their most recent course of treatment. Figures in italics indicate the base number of FP17s or Patient Questionnaire responses are less than 100. N/A is shown where the base number of responses is less than 10 during the period. % is calculated as Quantity/Base number*100

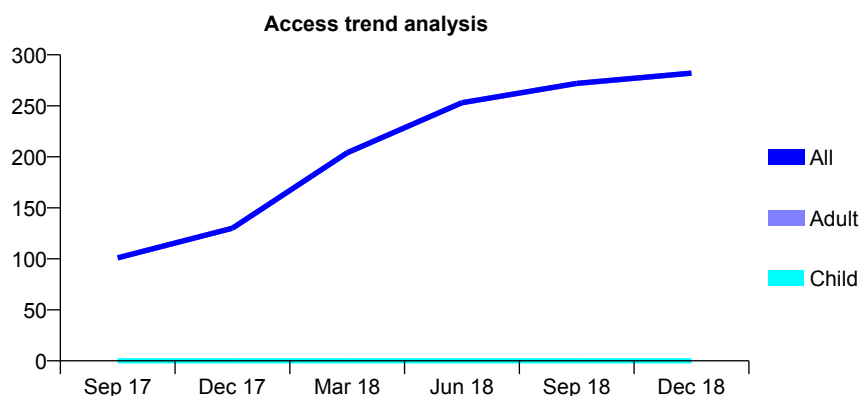
Q48 - Vital Signs At a Glance Contract Report for 100425/0000 - December 2018

Name or company name	Redbridge Associates Limited
Contract type name	PDS Contract
Purpose of contract	General
Contract start date	01/05/2017
Contract end date	30/11/2019

18/19 Contracted general activity (UDA)	2,400
Carry forward general activity (UDA)	0
18/19 Contracted orthodontic activity (UOA)	0
Carry forward orthodontic activity (UOA)	0
Baseline contract value	£127,678.93

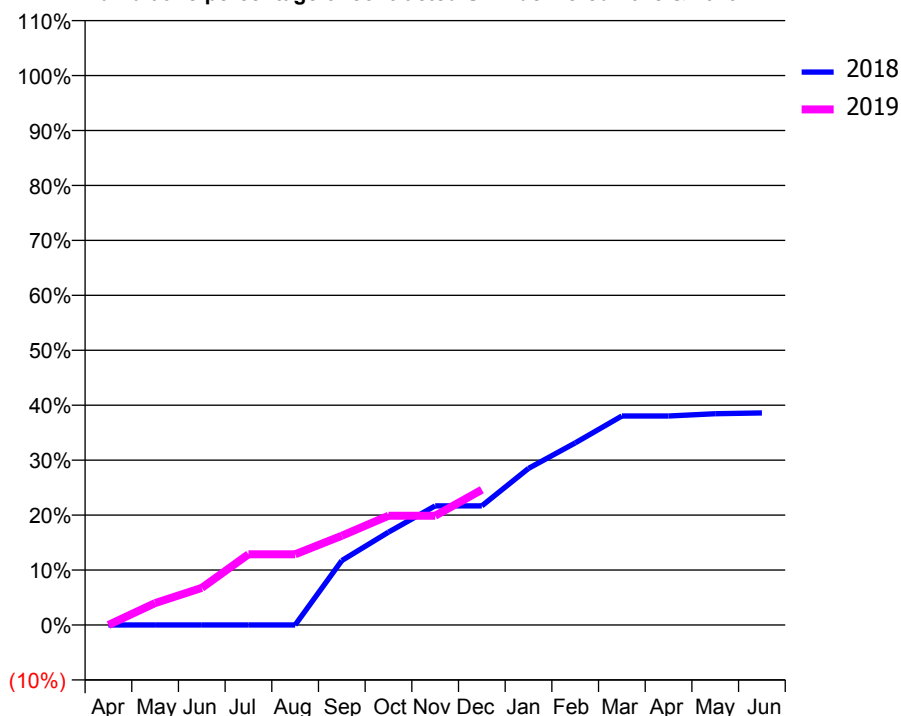
ACCESS*

Patients seen in 24 months	Total	Change since previous quarter
Quarter ending December 2017	130	
Quarter ending March 2018	204	↑
Quarter ending June 2018	253	↑
Quarter ending September 2018	272	↑
Quarter ending December 2018	282	↑
Variance since December 2017	116.9%	↑



ACTIVITY

Cumulative percentage of contracted UDA delivered 2018 & 2019



Month	Adjusted Scheduled Activity (UDA)	
	2018	2019
April	0	0
May	0	96
June	0	162
July	0	309
August	0	309
September	258	390
October	372	477
November	477	477
December	477	591
January	627	
February	729	
March	837	
April	837	
May	846	
June	849	

QUALITY

	Quantity	Base Number	Contract	AT	Region	England
% of FP17s for the same patient ID Re-attending within 3 months - Children	0	0	N/A	11.4%	12.3%	11.8%
% of FP17s for the same patient ID Re-attending within 3 months - Adults	0	201	0.0%	16.6%	15.8%	15.6%
% of FP17s for the same patient ID Re-attending between 3 & 9 months - Children	0	0	N/A	54.3%	60.1%	58.8%
% of FP17s for the same patient ID Re-attending between 3 & 9 months - Adults	2	201	1.0%	45.0%	53.3%	51.0%
% of FP17s for Band 1 Urgent Courses	0	197	0.0%	11.8%	9.0%	9.0%
% of FP17s Relating to Free Repair or Replacements	0	197	0.0%	0.9%	1.0%	0.8%
% of FP17s Relating to Continuations	0	197	0.0%	1.2%	1.0%	0.9%
% of Patients satisfied with the dentistry they have received	0	0	N/A	91.0%	93.8%	93.2%
% of Patients satisfied with the time they had to wait for an appointment	0	0	N/A	89.4%	89.4%	88.3%

* This is based on patients treated on this contract for their most recent course of treatment. Figures in italics indicate the base number of FP17s or Patient Questionnaire responses are less than 100. N/A is shown where the base number of responses is less than 10 during the period. % is calculated as Quantity/Base number*100

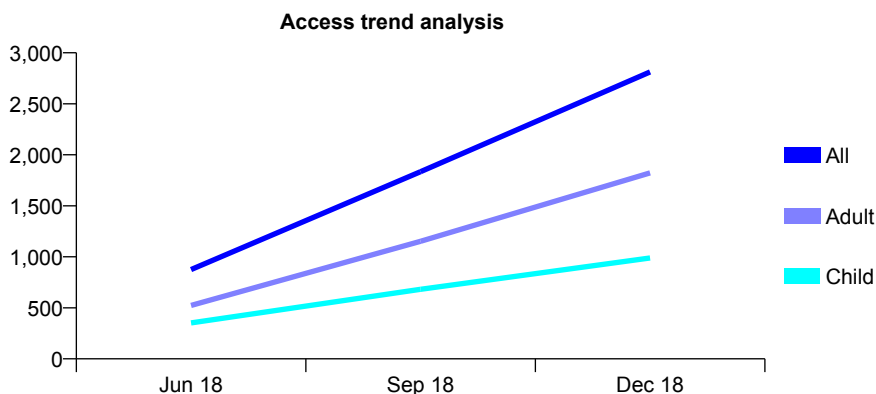
Q48 - Vital Signs At a Glance Contract Report for 100653/0000 - December 2018

Name or company name	MR RK GOLLAPUDI
Contract type name	GDS Contract
Purpose of contract	General
Contract start date	01/04/2018
Contract end date	

18/19 Contracted general activity (UDA)	24,000
Carry forward general activity (UDA)	0
18/19 Contracted orthodontic activity (UOA)	0
Carry forward orthodontic activity (UOA)	0
Baseline contract value	£633,995.14

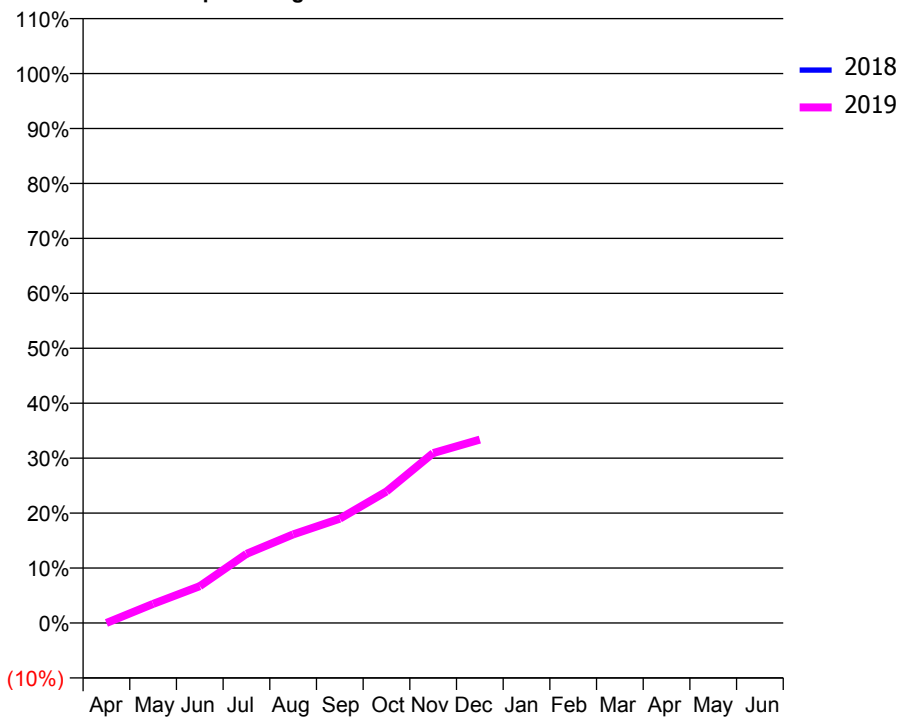
ACCESS*

Patients seen in 24 months	Total	Change since previous quarter
Quarter ending December 2017	0	
Quarter ending March 2018	0	
Quarter ending June 2018	875	↑
Quarter ending September 2018	1,834	↑
Quarter ending December 2018	2,812	↑
Variance since December 2017	N/A	



ACTIVITY

Cumulative percentage of contracted UDA delivered 2018 & 2019



Month	Adjusted Scheduled Activity (UDA)	
	2018	2019
April	0	0
May	0	837
June	0	1,610
July	0	3,020
August	0	3,870
September	0	4,556
October	0	5,745
November	0	7,422
December	0	8,013
January	0	
February	0	
March	0	
April	0	
May	0	
June	0	

QUALITY

	Quantity	Base Number	Contract	AT	Region	England
% of FP17s for the same patient ID Re-attending within 3 months - Children	54	1,224	4.4%	11.4%	12.3%	11.8%
% of FP17s for the same patient ID Re-attending within 3 months - Adults	199	2,381	8.4%	16.6%	15.8%	15.6%
% of FP17s for the same patient ID Re-attending between 3 & 9 months - Children	126	1,224	10.3%	54.3%	60.1%	58.8%
% of FP17s for the same patient ID Re-attending between 3 & 9 months - Adults	208	2,381	8.7%	45.0%	53.3%	51.0%
% of FP17s for Band 1 Urgent Courses	434	3,605	12.0%	11.8%	9.0%	9.0%
% of FP17s Relating to Free Repair or Replacements	11	3,605	0.3%	0.9%	1.0%	0.8%
% of FP17s Relating to Continuations	11	3,605	0.3%	1.2%	1.0%	0.9%
% of Patients satisfied with the dentistry they have received	1	1	N/A	91.0%	93.8%	93.2%
% of Patients satisfied with the time they had to wait for an appointment	1	1	N/A	89.4%	89.4%	88.3%

* This is based on patients treated on this contract for their most recent course of treatment. Figures in italics indicate the base number of FP17s or Patient Questionnaire responses are less than 100. N/A is shown where the base number of responses is less than 10 during the period. % is calculated as Quantity/Base number*100

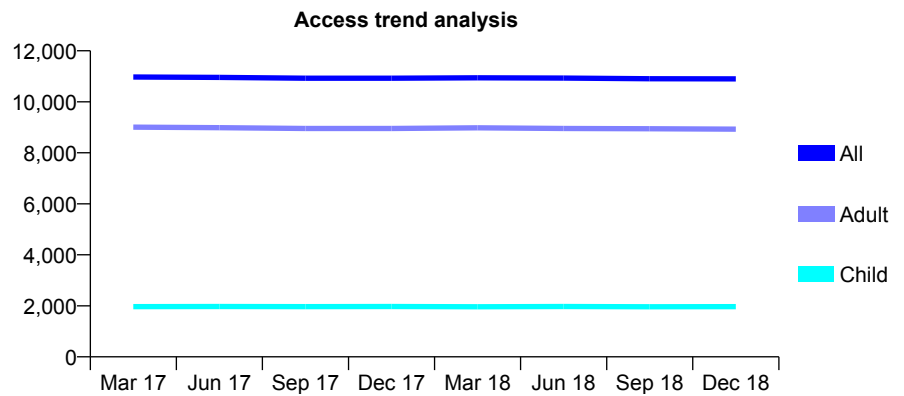
Q48 - Vital Signs At a Glance Contract Report for 101281/0115 - December 2018

Name or company name	OASIS DENTAL CARE LTD
Contract type name	GDS Contract
Purpose of contract	General
Contract start date	01/04/2006
Contract end date	

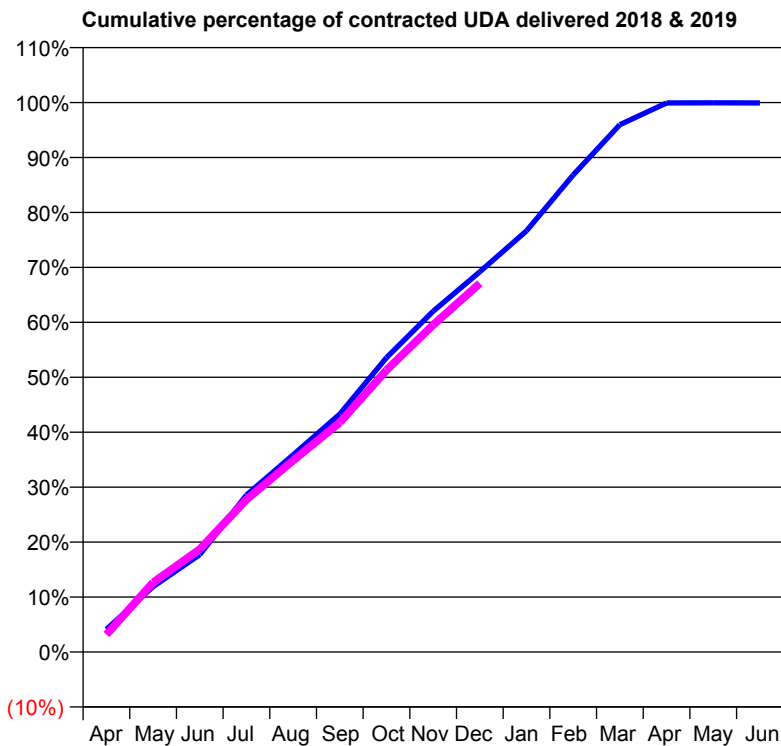
18/19 Contracted general activity (UDA)	34,474
Carry forward general activity (UDA)	28
18/19 Contracted orthodontic activity (UOA)	0
Carry forward orthodontic activity (UOA)	0
Baseline contract value	£974,796.89

ACCESS*

Patients seen in 24 months	Total	Change since previous quarter
Quarter ending December 2017	10,928	
Quarter ending March 2018	10,943	→
Quarter ending June 2018	10,932	→
Quarter ending September 2018	10,907	→
Quarter ending December 2018	10,897	→
Variance since December 2017	(0.3%)	→



ACTIVITY



Month	Adjusted Scheduled Activity (UDA)	
	2018	2019
April	1,417	1,099
May	4,100	4,365
June	6,109	6,444
July	9,852	9,566
August	12,372	12,016
September	14,932	14,398
October	18,466	17,678
November	21,381	20,524
December	23,859	23,130
January	26,423	
February	29,927	
March	33,082	
April	34,446	
May	34,452	
June	34,446	

QUALITY

	Quantity	Base Number	Contract	AT	Region	England
% of FP17s for the same patient ID Re-attending within 3 months - Children	200	2,610	7.7%	11.4%	12.3%	11.8%
% of FP17s for the same patient ID Re-attending within 3 months - Adults	1,650	11,046	14.9%	16.6%	15.8%	15.6%
% of FP17s for the same patient ID Re-attending between 3 & 9 months - Children	1,911	2,610	73.2%	54.3%	60.1%	58.8%
% of FP17s for the same patient ID Re-attending between 3 & 9 months - Adults	7,409	11,046	67.1%	45.0%	53.3%	51.0%
% of FP17s for Band 1 Urgent Courses	929	12,928	7.2%	11.8%	9.0%	9.0%
% of FP17s Relating to Free Repair or Replacements	210	12,928	1.6%	0.9%	1.0%	0.8%
% of FP17s Relating to Continuations	177	12,928	1.4%	1.2%	1.0%	0.9%
% of Patients satisfied with the dentistry they have received	11	12	91.7%	91.0%	93.8%	93.2%
% of Patients satisfied with the time they had to wait for an appointment	10	12	83.3%	89.4%	89.4%	88.3%

* This is based on patients treated on this contract for their most recent course of treatment. Figures in italics indicate the base number of FP17s or Patient Questionnaire responses are less than 100. N/A is shown where the base number of responses is less than 10 during the period. % is calculated as Quantity/Base number*100

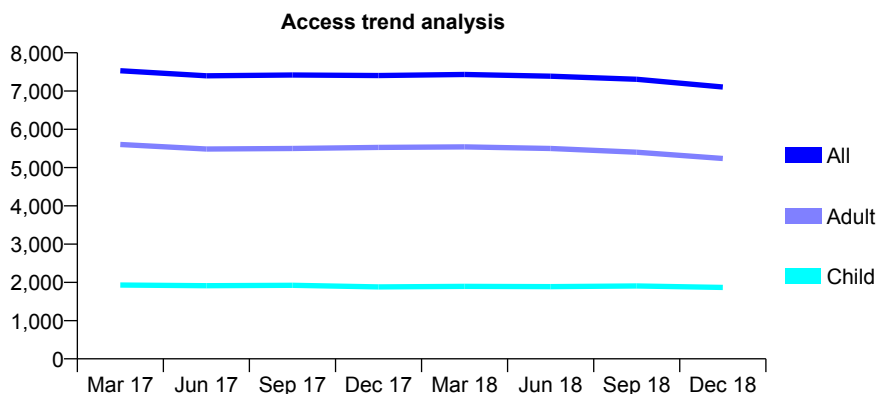
Q48 - Vital Signs At a Glance Contract Report for 101281/0168 - December 2018

Name or company name	OASIS DENTAL CARE LTD
Contract type name	GDS Contract
Purpose of contract	General
Contract start date	29/05/2007
Contract end date	

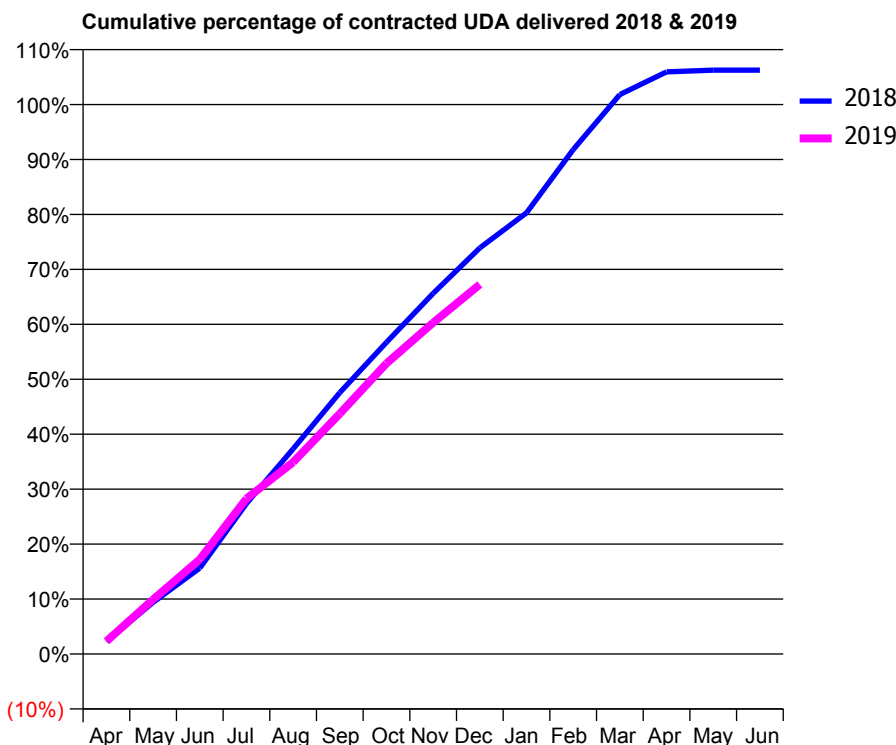
18/19 Contracted general activity (UDA)	20,675
Carry forward general activity (UDA)	173
18/19 Contracted orthodontic activity (UOA)	0
Carry forward orthodontic activity (UOA)	0
Baseline contract value	£589,787.32

ACCESS*

Patients seen in 24 months	Total	Change since previous quarter
Quarter ending December 2017	7,406	
Quarter ending March 2018	7,435	→
Quarter ending June 2018	7,387	→
Quarter ending September 2018	7,309	↓
Quarter ending December 2018	7,106	↓
Variance since December 2017	(4.1%)	↓



ACTIVITY



Month	Adjusted Scheduled Activity (UDA)	
	2018	2019
April	474	480
May	1,942	2,055
June	3,233	3,560
July	5,661	5,849
August	7,718	7,220
September	9,835	9,044
October	11,729	10,937
November	13,571	12,466
December	15,279	13,907
January	16,598	
February	18,977	
March	21,051	
April	21,903	
May	21,968	
June	21,969	

QUALITY

	Quantity	Base Number	Contract	AT	Region	England
% of FP17s for the same patient ID Re-attending within 3 months - Children	267	1,932	13.8%	11.4%	12.3%	11.8%
% of FP17s for the same patient ID Re-attending within 3 months - Adults	1,058	5,057	20.9%	16.6%	15.8%	15.6%
% of FP17s for the same patient ID Re-attending between 3 & 9 months - Children	972	1,932	50.3%	54.3%	60.1%	58.8%
% of FP17s for the same patient ID Re-attending between 3 & 9 months - Adults	2,146	5,057	42.4%	45.0%	53.3%	51.0%
% of FP17s for Band 1 Urgent Courses	1,660	6,621	25.1%	11.8%	9.0%	9.0%
% of FP17s Relating to Free Repair or Replacements	27	6,621	0.4%	0.9%	1.0%	0.8%
% of FP17s Relating to Continuations	158	6,621	2.4%	1.2%	1.0%	0.9%
% of Patients satisfied with the dentistry they have received	3	5	N/A	91.0%	93.8%	93.2%
% of Patients satisfied with the time they had to wait for an appointment	4	5	N/A	89.4%	89.4%	88.3%

* This is based on patients treated on this contract for their most recent course of treatment. Figures in italics indicate the base number of FP17s or Patient Questionnaire responses are less than 100. N/A is shown where the base number of responses is less than 10 during the period. % is calculated as Quantity/Base number*100

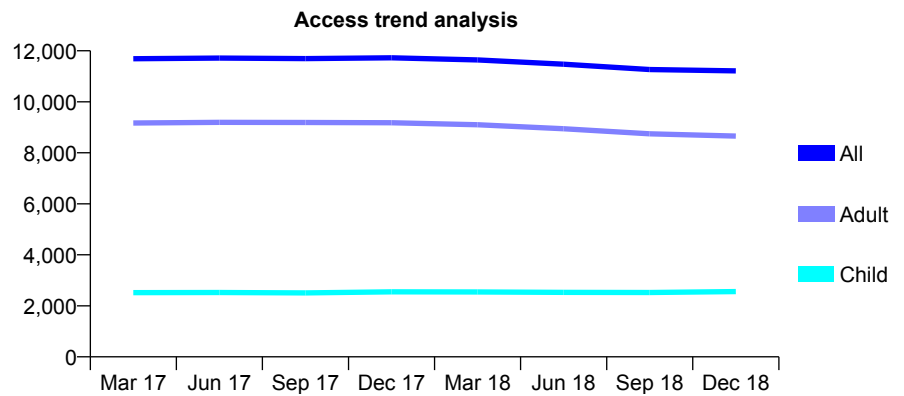
Q48 - Vital Signs At a Glance Contract Report for 101338/0039 - December 2018

Name or company name	Whitecross Dental Care Limited
Contract type name	GDS Contract
Purpose of contract	General
Contract start date	01/04/2006
Contract end date	

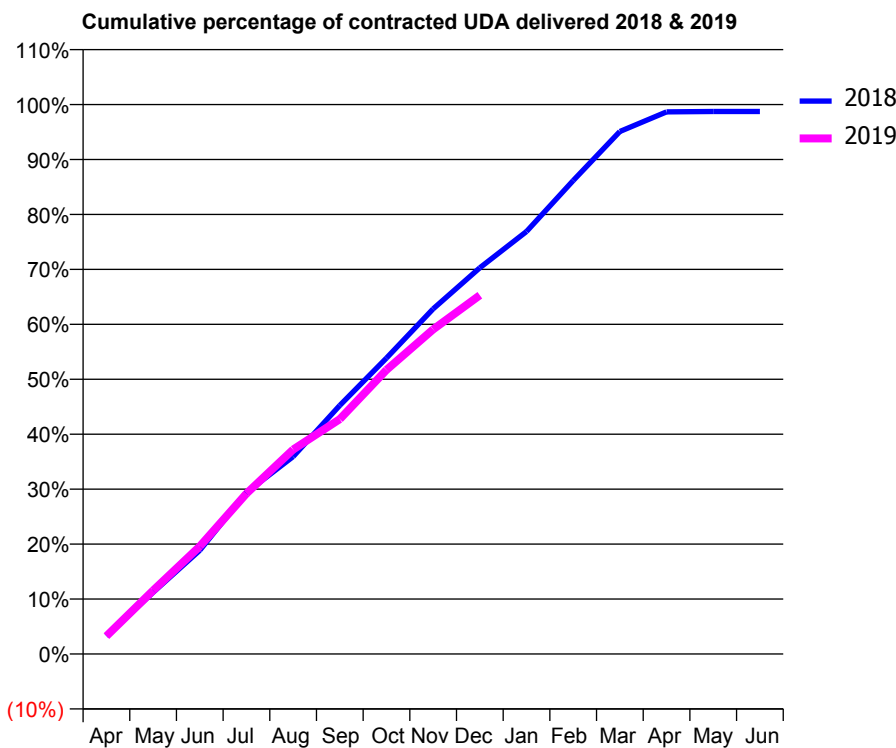
18/19 Contracted general activity (UDA)	39,698
Carry forward general activity (UDA)	500
18/19 Contracted orthodontic activity (UOA)	0
Carry forward orthodontic activity (UOA)	0
Baseline contract value	£1,041,455.21

ACCESS*

Patients seen in 24 months	Total	Change since previous quarter
Quarter ending December 2017	11,727	
Quarter ending March 2018	11,641	→
Quarter ending June 2018	11,472	↓
Quarter ending September 2018	11,265	↓
Quarter ending December 2018	11,211	→
Variance since December 2017	(4.4%)	↓



ACTIVITY



Month	Adjusted Scheduled Activity (UDA)	
	2018	2019
April	1,291	1,297
May	4,460	4,592
June	7,489	7,778
July	11,673	11,597
August	14,258	14,777
September	17,966	16,971
October	21,382	20,521
November	24,937	23,448
December	27,904	25,919
January	30,526	
February	34,207	
March	37,753	
April	39,162	
May	39,194	
June	39,198	

QUALITY

	Quantity	Base Number	Contract	AT	Region	England
% of FP17s for the same patient ID Re-attending within 3 months - Children	124	2,286	5.4%	11.4%	12.3%	11.8%
% of FP17s for the same patient ID Re-attending within 3 months - Adults	733	6,879	10.7%	16.6%	15.8%	15.6%
% of FP17s for the same patient ID Re-attending between 3 & 9 months - Children	1,183	2,286	51.7%	54.3%	60.1%	58.8%
% of FP17s for the same patient ID Re-attending between 3 & 9 months - Adults	3,065	6,879	44.6%	45.0%	53.3%	51.0%
% of FP17s for Band 1 Urgent Courses	567	8,642	6.6%	11.8%	9.0%	9.0%
% of FP17s Relating to Free Repair or Replacements	30	8,642	0.3%	0.9%	1.0%	0.8%
% of FP17s Relating to Continuations	103	8,642	1.2%	1.2%	1.0%	0.9%
% of Patients satisfied with the dentistry they have received	2	3	N/A	91.0%	93.8%	93.2%
% of Patients satisfied with the time they had to wait for an appointment	1	3	N/A	89.4%	89.4%	88.3%

* This is based on patients treated on this contract for their most recent course of treatment. Figures in italics indicate the base number of FP17s or Patient Questionnaire responses are less than 100. N/A is shown where the base number of responses is less than 10 during the period. % is calculated as Quantity/Base number*100

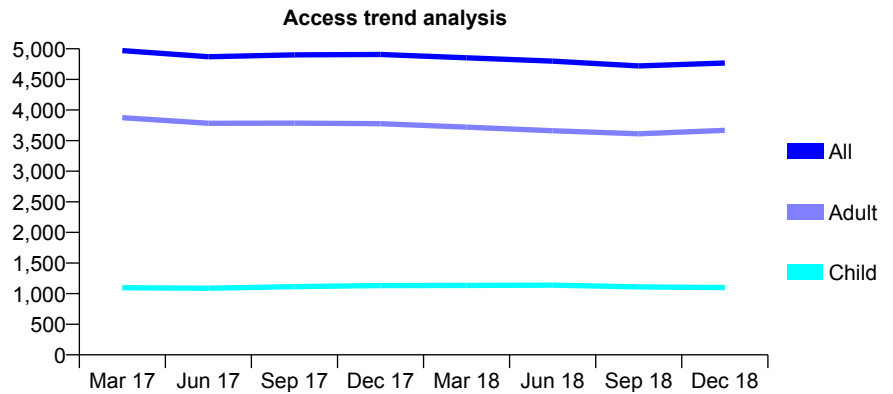
Q48 - Vital Signs At a Glance Contract Report for 101338/0061 - December 2018

Name or company name	Whitecross Dental Care Limited
Contract type name	GDS Contract
Purpose of contract	General
Contract start date	01/03/2008
Contract end date	

18/19 Contracted general activity (UDA)	18,976
Carry forward general activity (UDA)	0
18/19 Contracted orthodontic activity (UOA)	0
Carry forward orthodontic activity (UOA)	0
Baseline contract value	£497,934.08

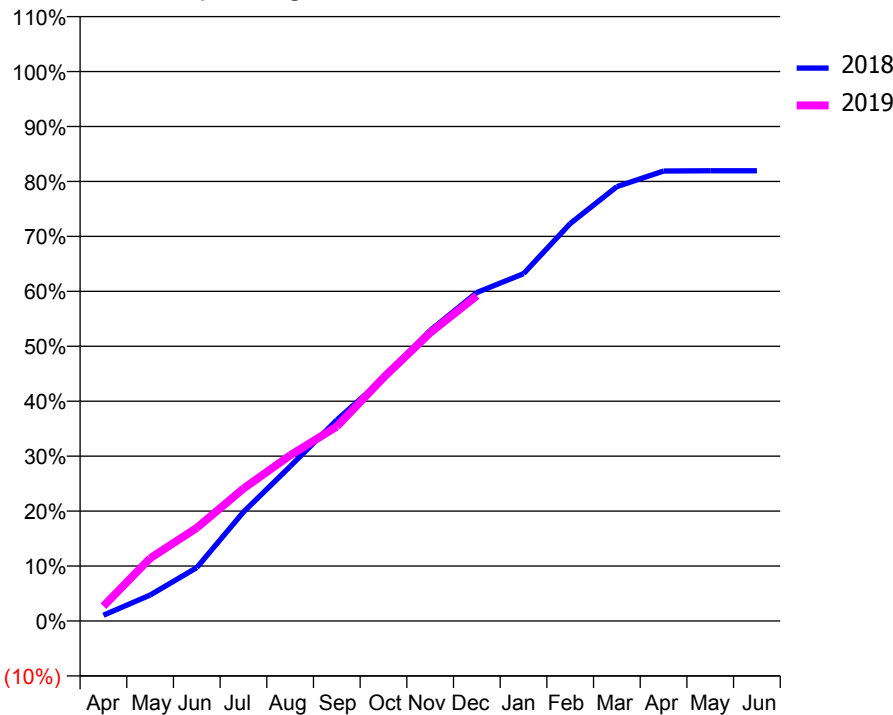
ACCESS*

Patients seen in 24 months	Total	Change since previous quarter
Quarter ending December 2017	4,908	
Quarter ending March 2018	4,854	↓
Quarter ending June 2018	4,799	↓
Quarter ending September 2018	4,721	↓
Quarter ending December 2018	4,767	→
Variance since December 2017	(2.9%)	↓



ACTIVITY

Cumulative percentage of contracted UDA delivered 2018 & 2019



Month	Adjusted Scheduled Activity (UDA)	
	2018	2019
April	199	514
May	895	2,165
June	1,845	3,218
July	3,762	4,577
August	5,339	5,722
September	6,942	6,716
October	8,376	8,404
November	10,031	9,954
December	11,343	11,236
January	11,993	
February	13,724	
March	15,001	
April	15,537	
May	15,547	
June	15,547	

QUALITY

	Quantity	Base Number	Contract	AT	Region	England
% of FP17s for the same patient ID Re-attending within 3 months - Children	80	1,005	8.0%	11.4%	12.3%	11.8%
% of FP17s for the same patient ID Re-attending within 3 months - Adults	440	3,077	14.3%	16.6%	15.8%	15.6%
% of FP17s for the same patient ID Re-attending between 3 & 9 months - Children	432	1,005	43.0%	54.3%	60.1%	58.8%
% of FP17s for the same patient ID Re-attending between 3 & 9 months - Adults	1,150	3,077	37.4%	45.0%	53.3%	51.0%
% of FP17s for Band 1 Urgent Courses	404	3,896	10.4%	11.8%	9.0%	9.0%
% of FP17s Relating to Free Repair or Replacements	70	3,896	1.8%	0.9%	1.0%	0.8%
% of FP17s Relating to Continuations	65	3,896	1.7%	1.2%	1.0%	0.9%
% of Patients satisfied with the dentistry they have received	4	4	N/A	91.0%	93.8%	93.2%
% of Patients satisfied with the time they had to wait for an appointment	4	4	N/A	89.4%	89.4%	88.3%

* This is based on patients treated on this contract for their most recent course of treatment. Figures in italics indicate the base number of FP17s or Patient Questionnaire responses are less than 100. N/A is shown where the base number of responses is less than 10 during the period. % is calculated as Quantity/Base number*100

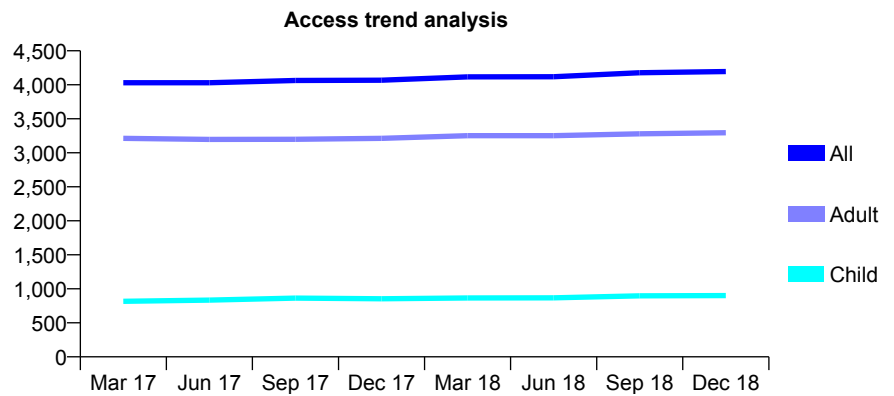
Q48 - Vital Signs At a Glance Contract Report for 101338/0063 - December 2018

Name or company name	Whitecross Dental Care Limited
Contract type name	GDS Contract
Purpose of contract	General
Contract start date	01/04/2008
Contract end date	

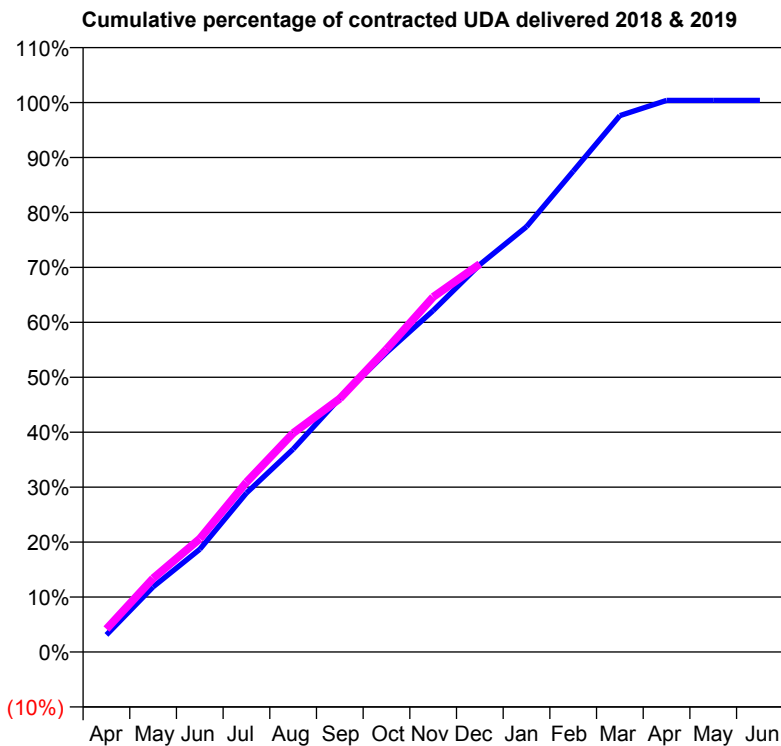
18/19 Contracted general activity (UDA)	13,627
Carry forward general activity (UDA)	0
18/19 Contracted orthodontic activity (UOA)	0
Carry forward orthodontic activity (UOA)	0
Baseline contract value	£361,932.74

ACCESS*

Patients seen in 24 months	Total	Change since previous quarter
Quarter ending December 2017	4,067	
Quarter ending March 2018	4,117	→
Quarter ending June 2018	4,118	→
Quarter ending September 2018	4,177	→
Quarter ending December 2018	4,196	→
Variance since December 2017	3.2%	↑



ACTIVITY



Month	Adjusted Scheduled Activity (UDA)	
	2018	2019
April	425	569
May	1,615	1,827
June	2,546	2,808
July	3,943	4,212
August	5,032	5,427
September	6,296	6,285
October	7,425	7,508
November	8,466	8,805
December	9,608	9,620
January	10,548	
February	11,923	
March	13,301	
April	13,678	
May	13,678	
June	13,679	

QUALITY

	Quantity	Base Number	Contract	AT	Region	England
% of FP17s for the same patient ID Re-attending within 3 months - Children	52	821	6.3%	11.4%	12.3%	11.8%
% of FP17s for the same patient ID Re-attending within 3 months - Adults	305	3,047	10.0%	16.6%	15.8%	15.6%
% of FP17s for the same patient ID Re-attending between 3 & 9 months - Children	396	821	48.2%	54.3%	60.1%	58.8%
% of FP17s for the same patient ID Re-attending between 3 & 9 months - Adults	1,549	3,047	50.8%	45.0%	53.3%	51.0%
% of FP17s for Band 1 Urgent Courses	167	3,725	4.5%	11.8%	9.0%	9.0%
% of FP17s Relating to Free Repair or Replacements	17	3,725	0.5%	0.9%	1.0%	0.8%
% of FP17s Relating to Continuations	45	3,725	1.2%	1.2%	1.0%	0.9%
% of Patients satisfied with the dentistry they have received	2	3	N/A	91.0%	93.8%	93.2%
% of Patients satisfied with the time they had to wait for an appointment	3	3	N/A	89.4%	89.4%	88.3%

* This is based on patients treated on this contract for their most recent course of treatment. Figures in italics indicate the base number of FP17s or Patient Questionnaire responses are less than 100. N/A is shown where the base number of responses is less than 10 during the period. % is calculated as Quantity/Base number*100

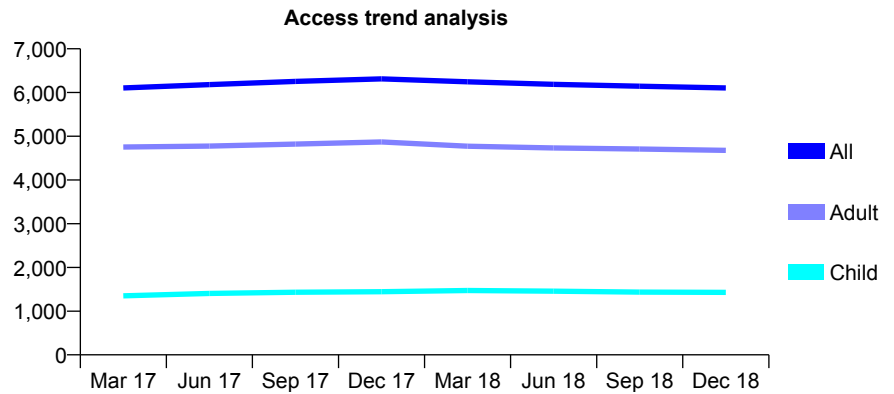
Q48 - Vital Signs At a Glance Contract Report for 101370/0051 - December 2018

Name or company name	Petrie Tucker & Partners Ltd
Contract type name	GDS Contract
Purpose of contract	General
Contract start date	01/04/2006
Contract end date	

18/19 Contracted general activity (UDA)	20,143
Carry forward general activity (UDA)	0
18/19 Contracted orthodontic activity (UOA)	0
Carry forward orthodontic activity (UOA)	0
Baseline contract value	£528,443.50

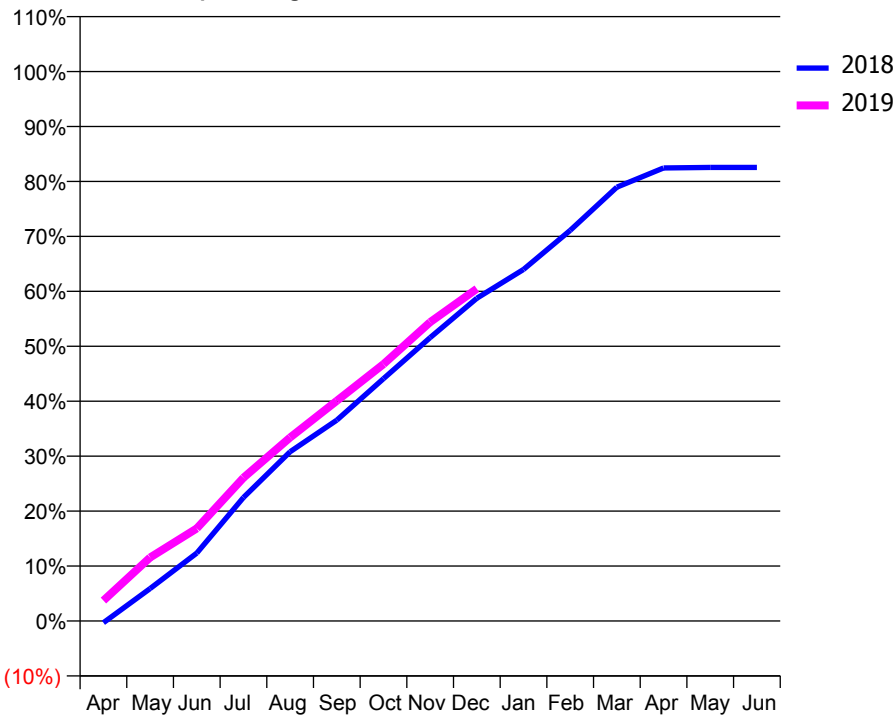
ACCESS*

Patients seen in 24 months	Total	Change since previous quarter
Quarter ending December 2017	6,312	
Quarter ending March 2018	6,245	↓
Quarter ending June 2018	6,186	→
Quarter ending September 2018	6,144	→
Quarter ending December 2018	6,106	→
Variance since December 2017	(3.3%)	↓



ACTIVITY

Cumulative percentage of contracted UDA delivered 2018 & 2019



Month	Adjusted Scheduled Activity (UDA)	
	2018	2019
April	-67	750
May	1,191	2,329
June	2,489	3,397
July	4,530	5,252
August	6,204	6,728
September	7,365	8,071
October	8,885	9,418
November	10,390	10,956
December	11,833	12,180
January	12,886	
February	14,319	
March	15,904	
April	16,610	
May	16,626	
June	16,627	

QUALITY

	Quantity	Base Number	Contract	AT	Region	England
% of FP17s for the same patient ID Re-attending within 3 months - Children	89	1,156	7.7%	11.4%	12.3%	11.8%
% of FP17s for the same patient ID Re-attending within 3 months - Adults	586	3,711	15.8%	16.6%	15.8%	15.6%
% of FP17s for the same patient ID Re-attending between 3 & 9 months - Children	474	1,156	41.0%	54.3%	60.1%	58.8%
% of FP17s for the same patient ID Re-attending between 3 & 9 months - Adults	1,422	3,711	38.3%	45.0%	53.3%	51.0%
% of FP17s for Band 1 Urgent Courses	548	4,613	11.9%	11.8%	9.0%	9.0%
% of FP17s Relating to Free Repair or Replacements	26	4,613	0.6%	0.9%	1.0%	0.8%
% of FP17s Relating to Continuations	67	4,613	1.5%	1.2%	1.0%	0.9%
% of Patients satisfied with the dentistry they have received	4	4	N/A	91.0%	93.8%	93.2%
% of Patients satisfied with the time they had to wait for an appointment	4	4	N/A	89.4%	89.4%	88.3%

* This is based on patients treated on this contract for their most recent course of treatment. Figures in italics indicate the base number of FP17s or Patient Questionnaire responses are less than 100. N/A is shown where the base number of responses is less than 10 during the period. % is calculated as Quantity/Base number*100

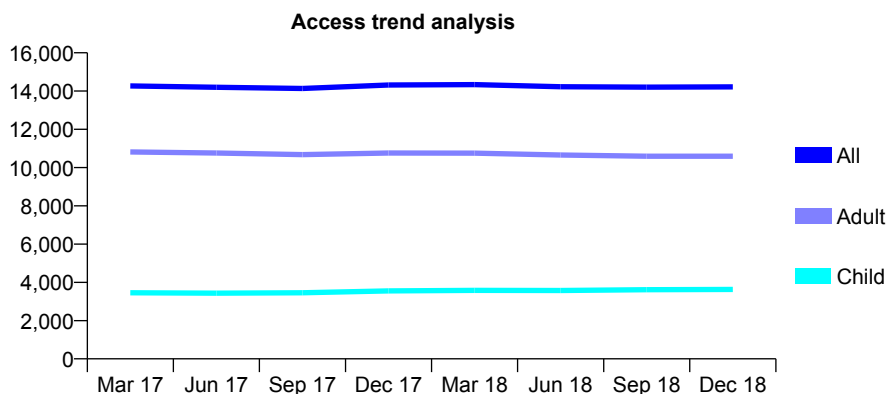
Q48 - Vital Signs At a Glance Contract Report for 101370/0052 - December 2018

Name or company name	Petrie Tucker & Partners Ltd
Contract type name	GDS Contract
Purpose of contract	General
Contract start date	01/04/2006
Contract end date	

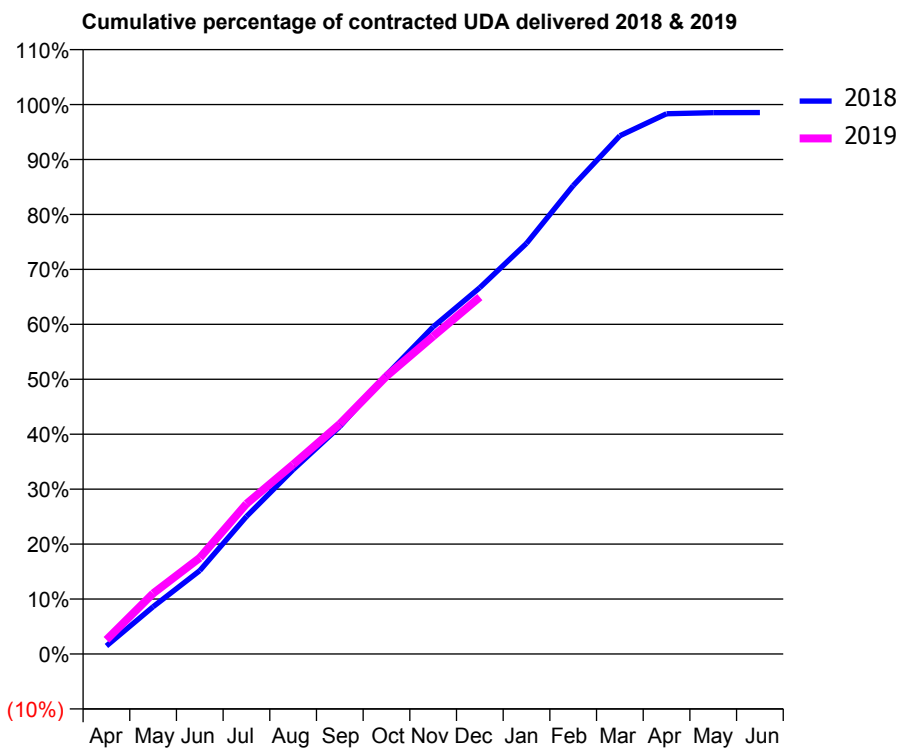
18/19 Contracted general activity (UDA)	49,672
Carry forward general activity (UDA)	733
18/19 Contracted orthodontic activity (UOA)	0
Carry forward orthodontic activity (UOA)	0
Baseline contract value	£1,303,117.62

ACCESS*

Patients seen in 24 months	Total	Change since previous quarter
Quarter ending December 2017	14,313	
Quarter ending March 2018	14,337	→
Quarter ending June 2018	14,226	→
Quarter ending September 2018	14,206	→
Quarter ending December 2018	14,220	→
Variance since December 2017	(0.6%)	→



ACTIVITY



Month	Adjusted Scheduled Activity (UDA)	
	2018	2019
April	726	1,287
May	4,277	5,482
June	7,535	8,693
July	12,436	13,577
August	16,667	17,139
September	20,552	20,802
October	25,235	25,119
November	29,575	28,713
December	33,112	32,267
January	37,123	
February	42,342	
March	46,848	
April	48,830	
May	48,937	
June	48,939	

QUALITY

	Quantity	Base Number	Contract	AT	Region	England
% of FP17s for the same patient ID Re-attending within 3 months - Children	255	3,246	7.9%	11.4%	12.3%	11.8%
% of FP17s for the same patient ID Re-attending within 3 months - Adults	1,132	8,643	13.1%	16.6%	15.8%	15.6%
% of FP17s for the same patient ID Re-attending between 3 & 9 months - Children	1,542	3,246	47.5%	54.3%	60.1%	58.8%
% of FP17s for the same patient ID Re-attending between 3 & 9 months - Adults	3,732	8,643	43.2%	45.0%	53.3%	51.0%
% of FP17s for Band 1 Urgent Courses	850	11,251	7.6%	11.8%	9.0%	9.0%
% of FP17s Relating to Free Repair or Replacements	46	11,251	0.4%	0.9%	1.0%	0.8%
% of FP17s Relating to Continuations	137	11,251	1.2%	1.2%	1.0%	0.9%
% of Patients satisfied with the dentistry they have received	8	12	66.7%	91.0%	93.8%	93.2%
% of Patients satisfied with the time they had to wait for an appointment	10	12	83.3%	89.4%	89.4%	88.3%

* This is based on patients treated on this contract for their most recent course of treatment. Figures in italics indicate the base number of FP17s or Patient Questionnaire responses are less than 100. N/A is shown where the base number of responses is less than 10 during the period. % is calculated as Quantity/Base number*100

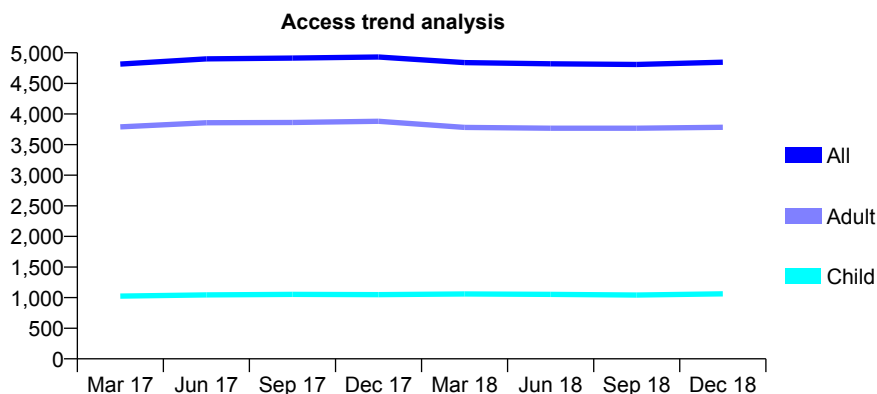
Q48 - Vital Signs At a Glance Contract Report for 101370/0059 - December 2018

Name or company name	Petrie Tucker & Partners Ltd
Contract type name	GDS Contract
Purpose of contract	General
Contract start date	01/04/2006
Contract end date	

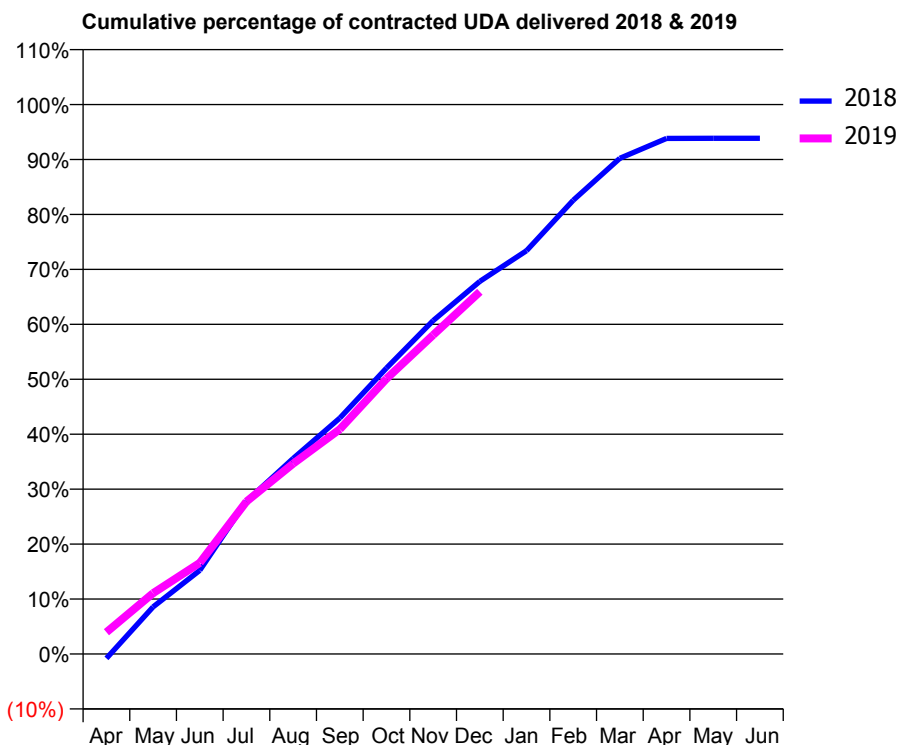
18/19 Contracted general activity (UDA)	15,940
Carry forward general activity (UDA)	0
18/19 Contracted orthodontic activity (UOA)	0
Carry forward orthodontic activity (UOA)	0
Baseline contract value	£453,052.72

ACCESS*

Patients seen in 24 months	Total	Change since previous quarter
Quarter ending December 2017	4,932	
Quarter ending March 2018	4,840	↓
Quarter ending June 2018	4,821	→
Quarter ending September 2018	4,810	→
Quarter ending December 2018	4,846	→
Variance since December 2017	(1.7%)	↓



ACTIVITY



Month	Adjusted Scheduled Activity (UDA)	
	2018	2019
April	-128	633
May	1,366	1,765
June	2,427	2,644
July	4,436	4,424
August	5,673	5,522
September	6,844	6,520
October	8,297	7,985
November	9,672	9,256
December	10,811	10,506
January	11,700	
February	13,162	
March	14,379	
April	14,955	
May	14,961	
June	14,961	

QUALITY

	Quantity	Base Number	Contract	AT	Region	England
% of FP17s for the same patient ID Re-attending within 3 months - Children	71	1,102	6.4%	11.4%	12.3%	11.8%
% of FP17s for the same patient ID Re-attending within 3 months - Adults	386	3,130	12.3%	16.6%	15.8%	15.6%
% of FP17s for the same patient ID Re-attending between 3 & 9 months - Children	628	1,102	57.0%	54.3%	60.1%	58.8%
% of FP17s for the same patient ID Re-attending between 3 & 9 months - Adults	1,339	3,130	42.8%	45.0%	53.3%	51.0%
% of FP17s for Band 1 Urgent Courses	280	4,008	7.0%	11.8%	9.0%	9.0%
% of FP17s Relating to Free Repair or Replacements	21	4,008	0.5%	0.9%	1.0%	0.8%
% of FP17s Relating to Continuations	65	4,008	1.6%	1.2%	1.0%	0.9%
% of Patients satisfied with the dentistry they have received	4	4	N/A	91.0%	93.8%	93.2%
% of Patients satisfied with the time they had to wait for an appointment	4	4	N/A	89.4%	89.4%	88.3%

* This is based on patients treated on this contract for their most recent course of treatment. Figures in italics indicate the base number of FP17s or Patient Questionnaire responses are less than 100. N/A is shown where the base number of responses is less than 10 during the period. % is calculated as Quantity/Base number*100

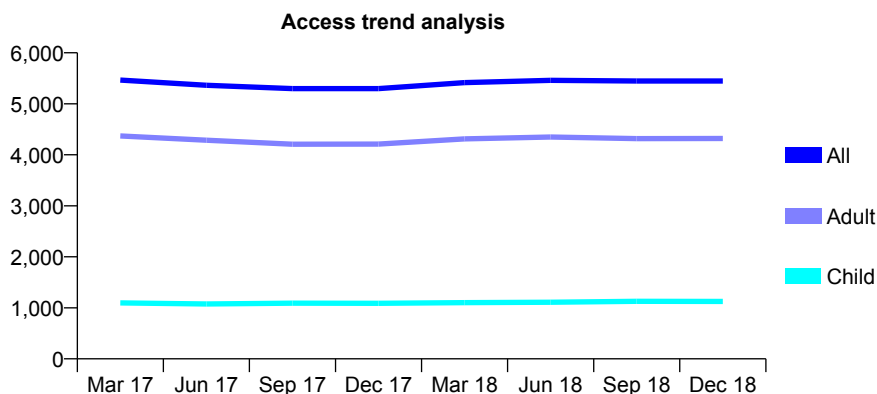
Q48 - Vital Signs At a Glance Contract Report for 101370/0060 - December 2018

Name or company name	Petrie Tucker & Partners Ltd
Contract type name	GDS Contract
Purpose of contract	General
Contract start date	01/04/2006
Contract end date	

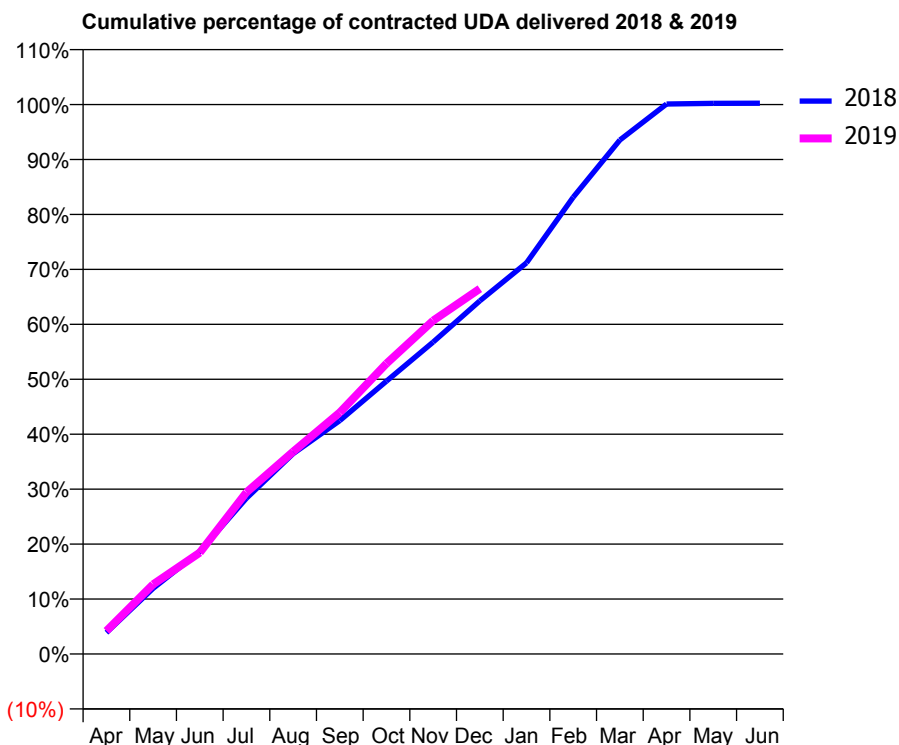
18/19 Contracted general activity (UDA)	17,393
Carry forward general activity (UDA)	0
18/19 Contracted orthodontic activity (UOA)	0
Carry forward orthodontic activity (UOA)	0
Baseline contract value	£551,049.26

ACCESS*

Patients seen in 24 months	Total	Change since previous quarter
Quarter ending December 2017	5,299	
Quarter ending March 2018	5,416	↑
Quarter ending June 2018	5,459	→
Quarter ending September 2018	5,447	→
Quarter ending December 2018	5,447	→
Variance since December 2017	2.8%	↑



ACTIVITY



Month	Adjusted Scheduled Activity (UDA)	
	2018	2019
April	599	731
May	1,840	2,206
June	2,871	3,212
July	4,364	5,119
August	5,611	6,405
September	6,539	7,645
October	7,644	9,195
November	8,740	10,556
December	9,895	11,564
January	10,959	
February	12,795	
March	14,398	
April	15,407	
May	15,424	
June	15,428	

QUALITY

	Quantity	Base Number	Contract	AT	Region	England
% of FP17s for the same patient ID Re-attending within 3 months - Children	58	1,098	5.3%	11.4%	12.3%	11.8%
% of FP17s for the same patient ID Re-attending within 3 months - Adults	419	3,892	10.8%	16.6%	15.8%	15.6%
% of FP17s for the same patient ID Re-attending between 3 & 9 months - Children	575	1,098	52.4%	54.3%	60.1%	58.8%
% of FP17s for the same patient ID Re-attending between 3 & 9 months - Adults	1,739	3,892	44.7%	45.0%	53.3%	51.0%
% of FP17s for Band 1 Urgent Courses	350	4,640	7.5%	11.8%	9.0%	9.0%
% of FP17s Relating to Free Repair or Replacements	14	4,640	0.3%	0.9%	1.0%	0.8%
% of FP17s Relating to Continuations	54	4,640	1.2%	1.2%	1.0%	0.9%
% of Patients satisfied with the dentistry they have received	4	4	N/A	91.0%	93.8%	93.2%
% of Patients satisfied with the time they had to wait for an appointment	4	4	N/A	89.4%	89.4%	88.3%

* This is based on patients treated on this contract for their most recent course of treatment. Figures in italics indicate the base number of FP17s or Patient Questionnaire responses are less than 100. N/A is shown where the base number of responses is less than 10 during the period. % is calculated as Quantity/Base number*100

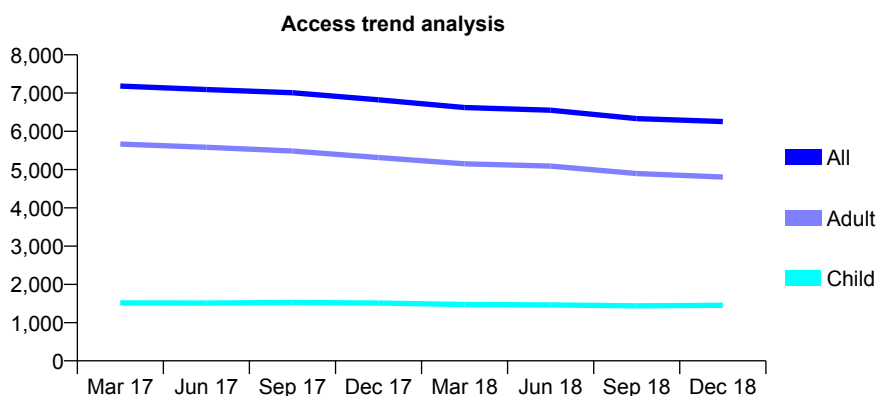
Q48 - Vital Signs At a Glance Contract Report for 103071/0001 - December 2018

Name or company name	200 Picton Road
Contract type name	GDS Contract
Purpose of contract	General
Contract start date	01/07/2009
Contract end date	

18/19 Contracted general activity (UDA)	20,000
Carry forward general activity (UDA)	0
18/19 Contracted orthodontic activity (UOA)	0
Carry forward orthodontic activity (UOA)	0
Baseline contract value	£524,668.80

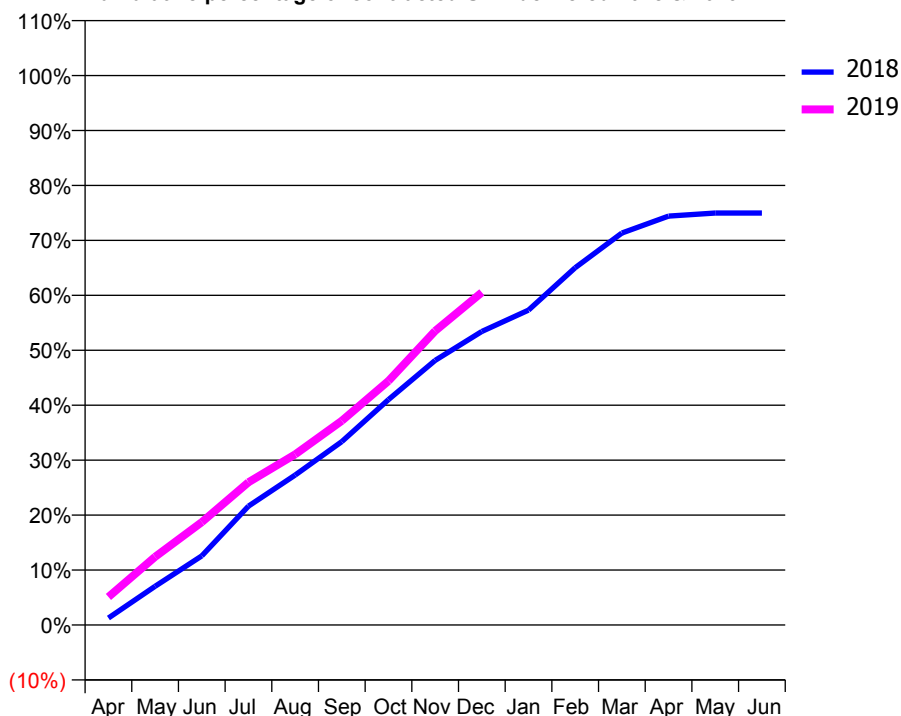
ACCESS*

Patients seen in 24 months	Total	Change since previous quarter
Quarter ending December 2017	6,825	
Quarter ending March 2018	6,623	↓
Quarter ending June 2018	6,552	↓
Quarter ending September 2018	6,333	↓
Quarter ending December 2018	6,256	↓
Variance since December 2017	(8.3%)	↓



ACTIVITY

Cumulative percentage of contracted UDA delivered 2018 & 2019



Adjusted Scheduled Activity (UDA)

Month	2018	2019
April	280	1,022
May	1,552	2,484
June	2,768	3,747
July	4,760	5,194
August	6,002	6,209
September	7,346	7,434
October	9,023	8,886
November	10,593	10,702
December	11,752	12,108
January	12,605	
February	14,305	
March	15,692	
April	16,371	
May	16,492	
June	16,493	

QUALITY

	Quantity	Base Number	Contract	AT	Region	England
% of FP17s for the same patient ID Re-attending within 3 months - Children	47	1,172	4.0%	11.4%	12.3%	11.8%
% of FP17s for the same patient ID Re-attending within 3 months - Adults	347	3,410	10.2%	16.6%	15.8%	15.6%
% of FP17s for the same patient ID Re-attending between 3 & 9 months - Children	447	1,172	38.1%	54.3%	60.1%	58.8%
% of FP17s for the same patient ID Re-attending between 3 & 9 months - Adults	963	3,410	28.2%	45.0%	53.3%	51.0%
% of FP17s for Band 1 Urgent Courses	346	4,284	8.1%	11.8%	9.0%	9.0%
% of FP17s Relating to Free Repair or Replacements	10	4,284	0.2%	0.9%	1.0%	0.8%
% of FP17s Relating to Continuations	42	4,284	1.0%	1.2%	1.0%	0.9%
% of Patients satisfied with the dentistry they have received	2	2	N/A	91.0%	93.8%	93.2%
% of Patients satisfied with the time they had to wait for an appointment	2	2	N/A	89.4%	89.4%	88.3%

* This is based on patients treated on this contract for their most recent course of treatment. Figures in italics indicate the base number of FP17s or Patient Questionnaire responses are less than 100. N/A is shown where the base number of responses is less than 10 during the period. % is calculated as Quantity/Base number*100

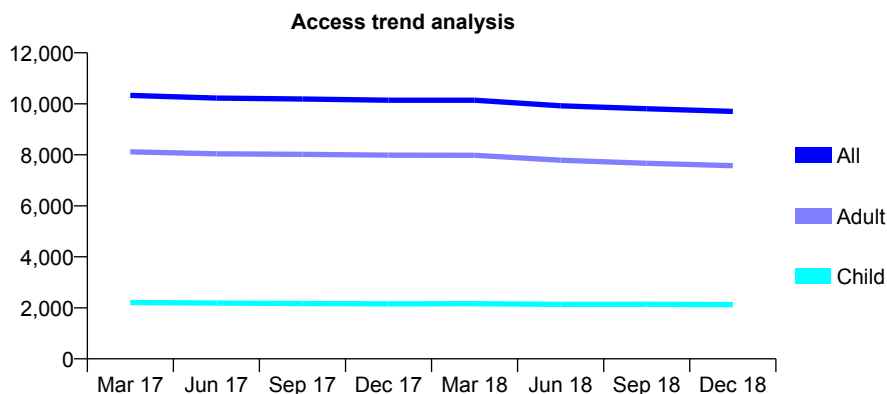
Q48 - Vital Signs At a Glance Contract Report for 107050/0001 - December 2018

Name or company name	IDH 363 LIMITED
Contract type name	GDS Contract
Purpose of contract	General
Contract start date	01/09/2009
Contract end date	

18/19 Contracted general activity (UDA)	29,500
Carry forward general activity (UDA)	0
18/19 Contracted orthodontic activity (UOA)	0
Carry forward orthodontic activity (UOA)	0
Baseline contract value	£760,653.34

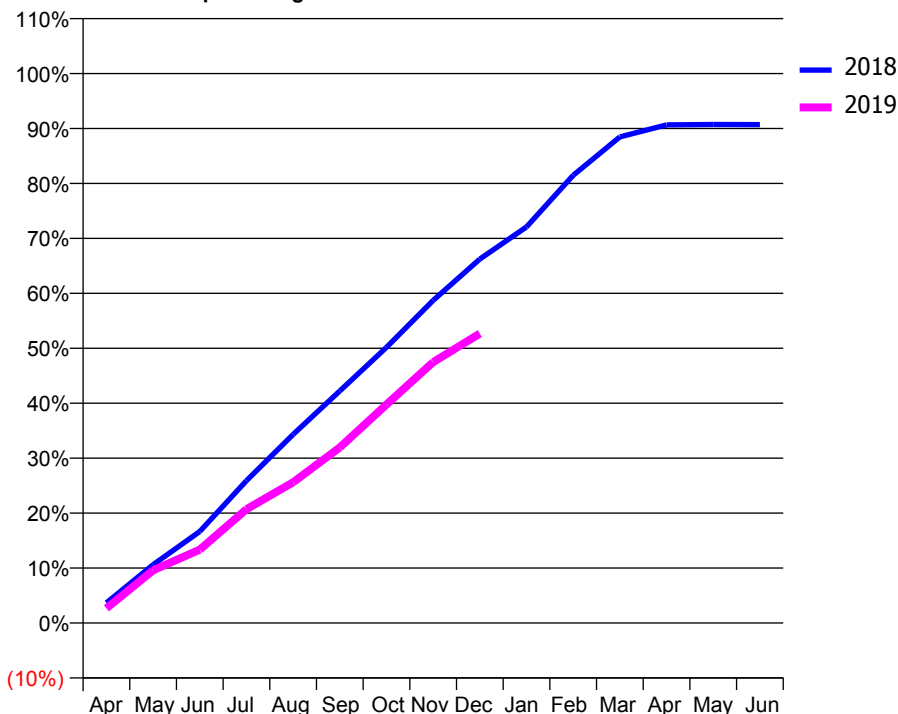
ACCESS*

Patients seen in 24 months	Total	Change since previous quarter
Quarter ending December 2017	10,140	
Quarter ending March 2018	10,141	→
Quarter ending June 2018	9,924	↓
Quarter ending September 2018	9,809	↓
Quarter ending December 2018	9,700	↓
Variance since December 2017	(4.3%)	↓



ACTIVITY

Cumulative percentage of contracted UDA delivered 2018 & 2019



Month	Adjusted Scheduled Activity (UDA)	
	2018	2019
April	1,083	788
May	3,132	2,828
June	4,914	3,939
July	7,645	6,109
August	10,125	7,553
September	12,462	9,425
October	14,804	11,729
November	17,320	14,005
December	19,542	15,537
January	21,264	
February	24,037	
March	26,100	
April	26,743	
May	26,760	
June	26,757	

QUALITY

	Quantity	Base Number	Contract	AT	Region	England
% of FP17s for the same patient ID Re-attending within 3 months - Children	111	1,777	6.2%	11.4%	12.3%	11.8%
% of FP17s for the same patient ID Re-attending within 3 months - Adults	713	5,386	13.2%	16.6%	15.8%	15.6%
% of FP17s for the same patient ID Re-attending between 3 & 9 months - Children	713	1,777	40.1%	54.3%	60.1%	58.8%
% of FP17s for the same patient ID Re-attending between 3 & 9 months - Adults	1,781	5,386	33.1%	45.0%	53.3%	51.0%
% of FP17s for Band 1 Urgent Courses	523	6,893	7.6%	11.8%	9.0%	9.0%
% of FP17s Relating to Free Repair or Replacements	41	6,893	0.6%	0.9%	1.0%	0.8%
% of FP17s Relating to Continuations	169	6,893	2.5%	1.2%	1.0%	0.9%
% of Patients satisfied with the dentistry they have received	16	18	88.9%	91.0%	93.8%	93.2%
% of Patients satisfied with the time they had to wait for an appointment	14	18	77.8%	89.4%	89.4%	88.3%

* This is based on patients treated on this contract for their most recent course of treatment. Figures in italics indicate the base number of FP17s or Patient Questionnaire responses are less than 100. N/A is shown where the base number of responses is less than 10 during the period. % is calculated as Quantity/Base number*100

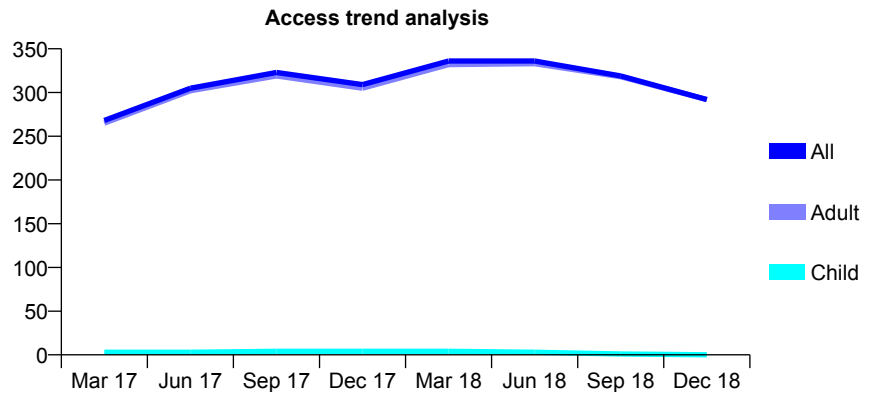
Q48 - Vital Signs At a Glance Contract Report for 107735/0001 - December 2018

Name or company name	Deysbrook Lane Partnership
Contract type name	PDS Contract
Purpose of contract	General
Contract start date	01/10/2015
Contract end date	31/03/2019

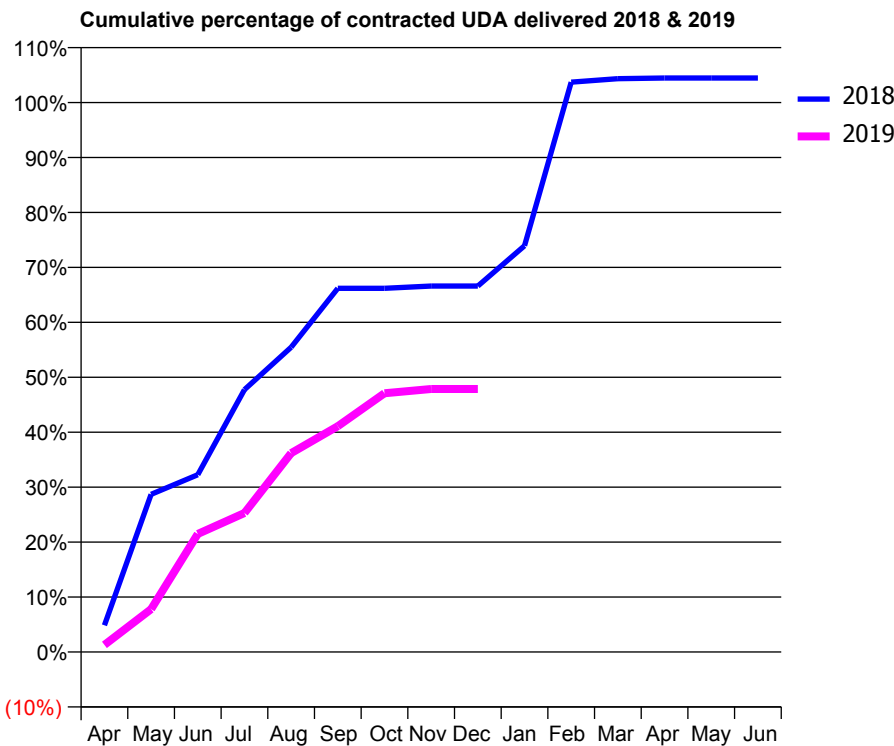
18/19 Contracted general activity (UDA)	800
Carry forward general activity (UDA)	0
18/19 Contracted orthodontic activity (UOA)	0
Carry forward orthodontic activity (UOA)	0
Baseline contract value	£26,103.94

ACCESS*

Patients seen in 24 months	Total	Change since previous quarter
Quarter ending December 2017	309	
Quarter ending March 2018	336	↑
Quarter ending June 2018	336	→
Quarter ending September 2018	319	↓
Quarter ending December 2018	292	↓
Variance since December 2017	(5.5%)	↓



ACTIVITY



Month	Adjusted Scheduled Activity (UDA)	
	2018	2019
April	39	10
May	230	62
June	258	172
July	382	202
August	444	290
September	530	329
October	530	377
November	533	383
December	533	383
January	591	
February	830	
March	835	
April	836	
May	836	
June	836	

QUALITY

	Quantity	Base Number	Contract	AT	Region	England
% of FP17s for the same patient ID Re-attending within 3 months - Children	0	3	0.0%	11.4%	12.3%	11.8%
% of FP17s for the same patient ID Re-attending within 3 months - Adults	9	100	9.0%	16.6%	15.8%	15.6%
% of FP17s for the same patient ID Re-attending between 3 & 9 months - Children	0	3	0.0%	54.3%	60.1%	58.8%
% of FP17s for the same patient ID Re-attending between 3 & 9 months - Adults	7	100	7.0%	45.0%	53.3%	51.0%
% of FP17s for Band 1 Urgent Courses	20	97	20.6%	11.8%	9.0%	9.0%
% of FP17s Relating to Free Repair or Replacements	1	97	1.0%	0.9%	1.0%	0.8%
% of FP17s Relating to Continuations	0	97	0.0%	1.2%	1.0%	0.9%
% of Patients satisfied with the dentistry they have received	0	0	N/A	91.0%	93.8%	93.2%
% of Patients satisfied with the time they had to wait for an appointment	0	0	N/A	89.4%	89.4%	88.3%

* This is based on patients treated on this contract for their most recent course of treatment. Figures in italics indicate the base number of FP17s or Patient Questionnaire responses are less than 100. N/A is shown where the base number of responses is less than 10 during the period. % is calculated as Quantity/Base number*100

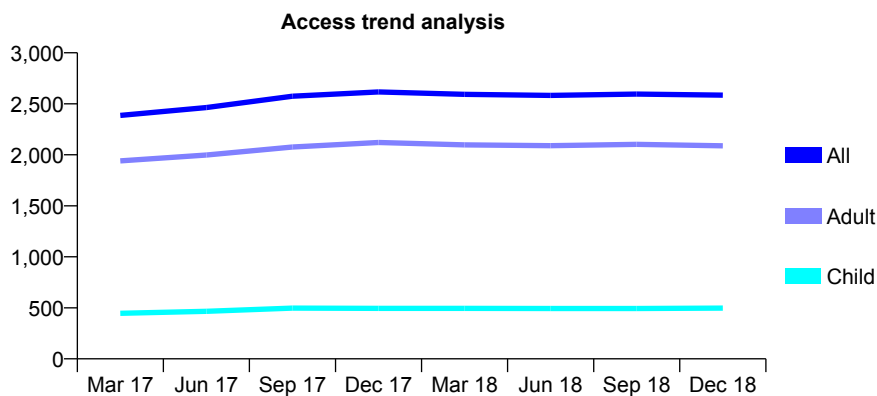
Q48 - Vital Signs At a Glance Contract Report for 108073/0001 - December 2018

Name or company name	Esteem Dental Care Limited
Contract type name	GDS Contract
Purpose of contract	General
Contract start date	01/04/2014
Contract end date	

18/19 Contracted general activity (UDA)	7,971
Carry forward general activity (UDA)	0
18/19 Contracted orthodontic activity (UOA)	0
Carry forward orthodontic activity (UOA)	0
Baseline contract value	£209,114.80

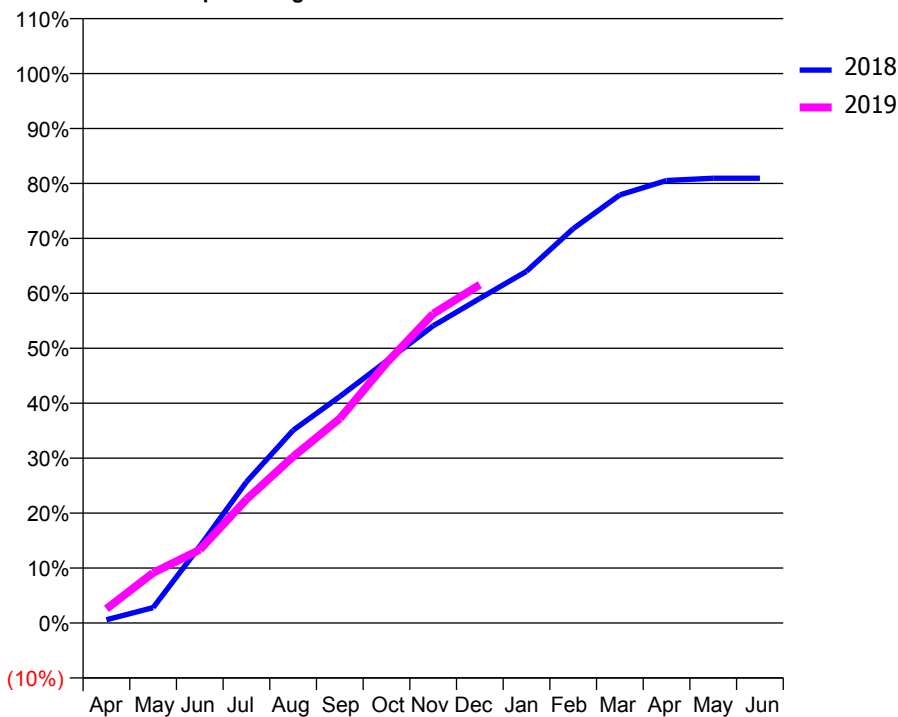
ACCESS*

Patients seen in 24 months	Total	Change since previous quarter
Quarter ending December 2017	2,616	
Quarter ending March 2018	2,593	→
Quarter ending June 2018	2,583	→
Quarter ending September 2018	2,595	→
Quarter ending December 2018	2,585	→
Variance since December 2017	(1.2%)	↓



ACTIVITY

Cumulative percentage of contracted UDA delivered 2018 & 2019



Month	Adjusted Scheduled Activity (UDA)	
	2018	2019
April	48	207
May	224	728
June	1,114	1,064
July	2,047	1,794
August	2,797	2,412
September	3,286	2,967
October	3,800	3,772
November	4,311	4,487
December	4,709	4,909
January	5,102	
February	5,721	
March	6,211	
April	6,419	
May	6,452	
June	6,452	

QUALITY

	Quantity	Base Number	Contract	AT	Region	England
% of FP17s for the same patient ID Re-attending within 3 months - Children	19	468	4.1%	11.4%	12.3%	11.8%
% of FP17s for the same patient ID Re-attending within 3 months - Adults	106	1,720	6.2%	16.6%	15.8%	15.6%
% of FP17s for the same patient ID Re-attending between 3 & 9 months - Children	219	468	46.8%	54.3%	60.1%	58.8%
% of FP17s for the same patient ID Re-attending between 3 & 9 months - Adults	701	1,720	40.8%	45.0%	53.3%	51.0%
% of FP17s for Band 1 Urgent Courses	153	2,089	7.3%	11.8%	9.0%	9.0%
% of FP17s Relating to Free Repair or Replacements	13	2,089	0.6%	0.9%	1.0%	0.8%
% of FP17s Relating to Continuations	2	2,089	0.1%	1.2%	1.0%	0.9%
% of Patients satisfied with the dentistry they have received	0	0	N/A	91.0%	93.8%	93.2%
% of Patients satisfied with the time they had to wait for an appointment	0	0	N/A	89.4%	89.4%	88.3%

* This is based on patients treated on this contract for their most recent course of treatment. Figures in italics indicate the base number of FP17s or Patient Questionnaire responses are less than 100. N/A is shown where the base number of responses is less than 10 during the period. % is calculated as Quantity/Base number*100

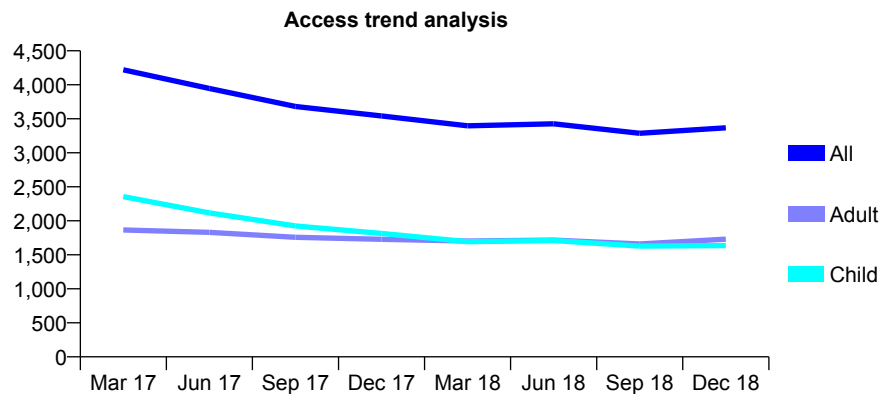
Q48 - Vital Signs At a Glance Contract Report for 109525/0005 - December 2018

Name or company name	Liverpool Dental Directorate
Contract type name	PDS Contract
Purpose of contract	General
Contract start date	01/04/2015
Contract end date	31/03/2021

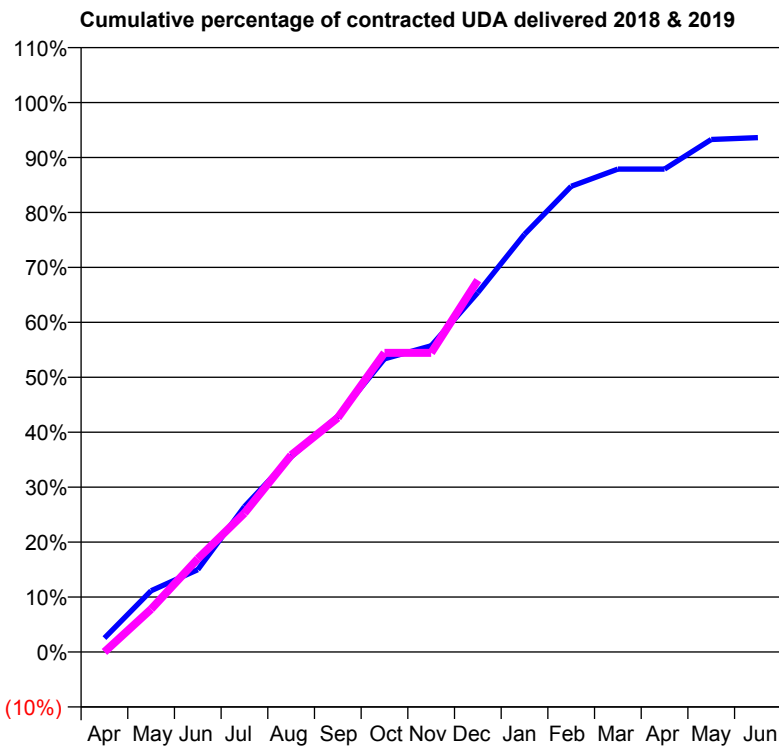
18/19 Contracted general activity (UDA)	5,695
Carry forward general activity (UDA)	0
18/19 Contracted orthodontic activity (UOA)	0
Carry forward orthodontic activity (UOA)	0
Baseline contract value	£2,037,653.86

ACCESS*

Patients seen in 24 months	Total	Change since previous quarter
Quarter ending December 2017	3,542	
Quarter ending March 2018	3,397	↓
Quarter ending June 2018	3,426	→
Quarter ending September 2018	3,288	↓
Quarter ending December 2018	3,367	↑
Variance since December 2017	(4.9%)	↓



ACTIVITY



Month	Adjusted Scheduled Activity (UDA)	
	2018	2019
April	144	0
May	635	444
June	854	966
July	1,507	1,439
August	2,023	2,040
September	2,444	2,427
October	3,039	3,101
November	3,174	3,101
December	3,726	3,854
January	4,330	
February	4,827	
March	5,005	
April	5,005	
May	5,311	
June	5,331	

QUALITY

	Quantity	Base Number	Contract	AT	Region	England
% of FP17s for the same patient ID Re-attending within 3 months - Children	59	1,401	4.2%	11.4%	12.3%	11.8%
% of FP17s for the same patient ID Re-attending within 3 months - Adults	75	1,138	6.6%	16.6%	15.8%	15.6%
% of FP17s for the same patient ID Re-attending between 3 & 9 months - Children	224	1,401	16.0%	54.3%	60.1%	58.8%
% of FP17s for the same patient ID Re-attending between 3 & 9 months - Adults	298	1,138	26.2%	45.0%	53.3%	51.0%
% of FP17s for Band 1 Urgent Courses	89	2,221	4.0%	11.8%	9.0%	9.0%
% of FP17s Relating to Free Repair or Replacements	2	2,221	0.1%	0.9%	1.0%	0.8%
% of FP17s Relating to Continuations	2	2,221	0.1%	1.2%	1.0%	0.9%
% of Patients satisfied with the dentistry they have received	1	1	N/A	91.0%	93.8%	93.2%
% of Patients satisfied with the time they had to wait for an appointment	1	1	N/A	89.4%	89.4%	88.3%

* This is based on patients treated on this contract for their most recent course of treatment. Figures in italics indicate the base number of FP17s or Patient Questionnaire responses are less than 100. N/A is shown where the base number of responses is less than 10 during the period. % is calculated as Quantity/Base number*100

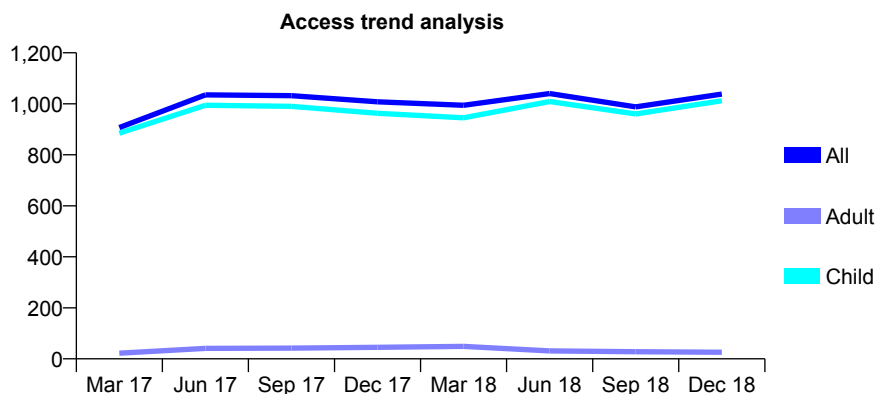
Q48 - Vital Signs At a Glance Contract Report for 109525/0006 - December 2018

Name or company name	Liverpool Dental Directorate
Contract type name	PDS Contract
Purpose of contract	General
Contract start date	01/04/2015
Contract end date	31/03/2021

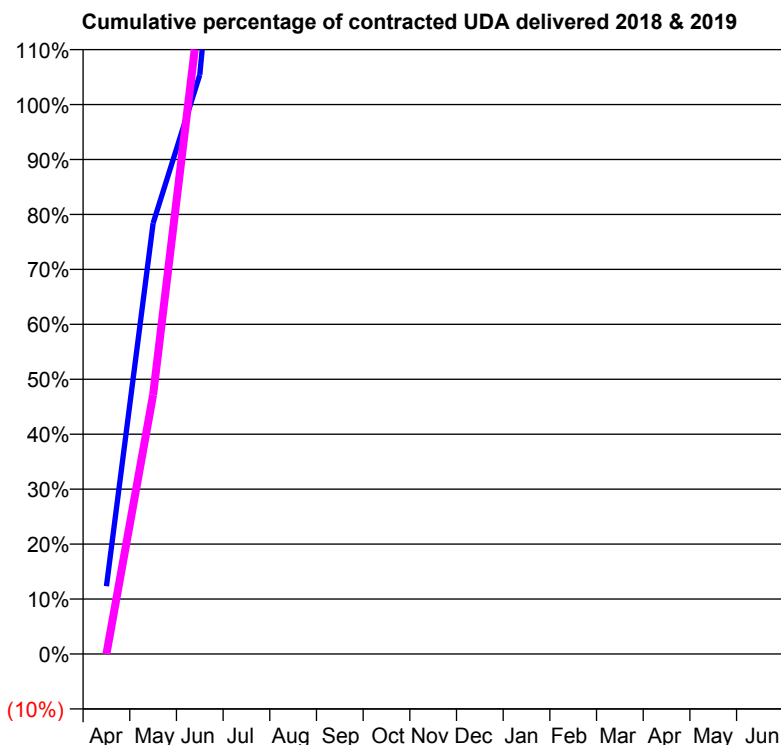
18/19 Contracted general activity (UDA)	433
Carry forward general activity (UDA)	0
18/19 Contracted orthodontic activity (UOA)	0
Carry forward orthodontic activity (UOA)	0
Baseline contract value	£850,307.69

ACCESS*

Patients seen in 24 months	Total	Change since previous quarter
Quarter ending December 2017	1,008	
Quarter ending March 2018	994	↓
Quarter ending June 2018	1,040	↑
Quarter ending September 2018	988	↓
Quarter ending December 2018	1,038	↑
Variance since December 2017	3.0%	↑



ACTIVITY



Month	Adjusted Scheduled Activity (UDA)	
	2018	2019
April	53	0
May	339	204
June	456	509
July	828	748
August	996	1,020
September	1,181	1,190
October	1,441	1,440
November	1,482	1,440
December	1,805	1,789
January	2,124	
February	2,465	
March	2,546	
April	2,546	
May	2,648	
June	2,654	

QUALITY

	Quantity	Base Number	Contract	AT	Region	England
% of FP17s for the same patient ID Re-attending within 3 months - Children	3	825	0.4%	11.4%	12.3%	11.8%
% of FP17s for the same patient ID Re-attending within 3 months - Adults	0	7	0.0%	16.6%	15.8%	15.6%
% of FP17s for the same patient ID Re-attending between 3 & 9 months - Children	8	825	1.0%	54.3%	60.1%	58.8%
% of FP17s for the same patient ID Re-attending between 3 & 9 months - Adults	0	7	0.0%	45.0%	53.3%	51.0%
% of FP17s for Band 1 Urgent Courses	8	761	1.1%	11.8%	9.0%	9.0%
% of FP17s Relating to Free Repair or Replacements	0	761	0.0%	0.9%	1.0%	0.8%
% of FP17s Relating to Continuations	1	761	0.1%	1.2%	1.0%	0.9%
% of Patients satisfied with the dentistry they have received	0	0	N/A	91.0%	93.8%	93.2%
% of Patients satisfied with the time they had to wait for an appointment	0	0	N/A	89.4%	89.4%	88.3%

* This is based on patients treated on this contract for their most recent course of treatment. Figures in italics indicate the base number of FP17s or Patient Questionnaire responses are less than 100. N/A is shown where the base number of responses is less than 10 during the period. % is calculated as Quantity/Base number*100

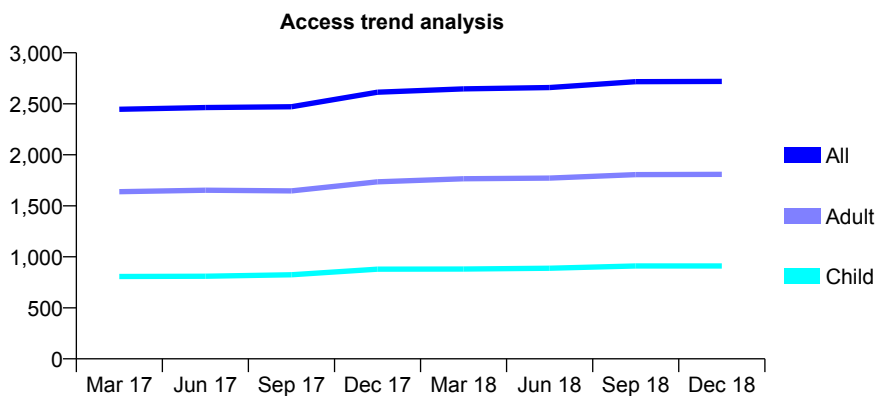
Q48 - Vital Signs At a Glance Contract Report for 109568/0001 - December 2018

Name or company name	Childwall Fiveways Dental Practice
Contract type name	GDS Contract
Purpose of contract	General
Contract start date	05/10/2012
Contract end date	

18/19 Contracted general activity (UDA)	8,307
Carry forward general activity (UDA)	0
18/19 Contracted orthodontic activity (UOA)	0
Carry forward orthodontic activity (UOA)	0
Baseline contract value	£217,929.57

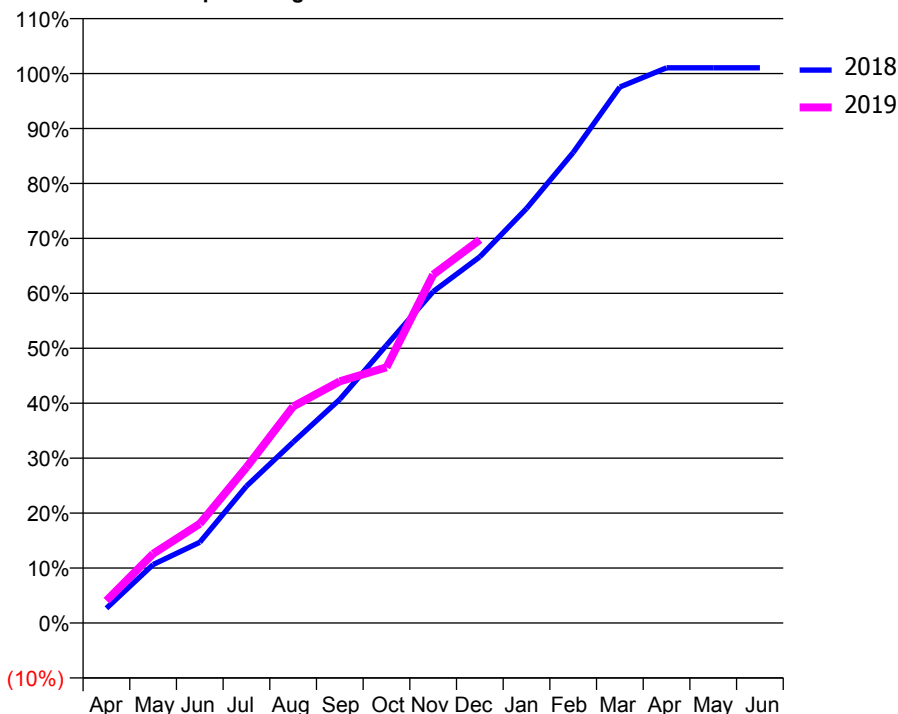
ACCESS*

Patients seen in 24 months	Total	Change since previous quarter
Quarter ending December 2017	2,614	
Quarter ending March 2018	2,647	→
Quarter ending June 2018	2,660	→
Quarter ending September 2018	2,717	↑
Quarter ending December 2018	2,719	→
Variance since December 2017	4.0%	↑



ACTIVITY

Cumulative percentage of contracted UDA delivered 2018 & 2019



Month	Adjusted Scheduled Activity (UDA)	
	2018	2019
April	224	337
May	884	1,048
June	1,222	1,501
July	2,068	2,354
August	2,735	3,273
September	3,381	3,655
October	4,200	3,865
November	5,010	5,266
December	5,536	5,794
January	6,266	
February	7,113	
March	8,102	
April	8,392	
May	8,392	
June	8,392	

QUALITY

	Quantity	Base Number	Contract	AT	Region	England
% of FP17s for the same patient ID Re-attending within 3 months - Children	112	1,221	9.2%	11.4%	12.3%	11.8%
% of FP17s for the same patient ID Re-attending within 3 months - Adults	221	1,826	12.1%	16.6%	15.8%	15.6%
% of FP17s for the same patient ID Re-attending between 3 & 9 months - Children	869	1,221	71.2%	54.3%	60.1%	58.8%
% of FP17s for the same patient ID Re-attending between 3 & 9 months - Adults	1,126	1,826	61.7%	45.0%	53.3%	51.0%
% of FP17s for Band 1 Urgent Courses	188	2,915	6.4%	11.8%	9.0%	9.0%
% of FP17s Relating to Free Repair or Replacements	29	2,915	1.0%	0.9%	1.0%	0.8%
% of FP17s Relating to Continuations	10	2,915	0.3%	1.2%	1.0%	0.9%
% of Patients satisfied with the dentistry they have received	2	2	N/A	91.0%	93.8%	93.2%
% of Patients satisfied with the time they had to wait for an appointment	2	2	N/A	89.4%	89.4%	88.3%

* This is based on patients treated on this contract for their most recent course of treatment. Figures in italics indicate the base number of FP17s or Patient Questionnaire responses are less than 100. N/A is shown where the base number of responses is less than 10 during the period. % is calculated as Quantity/Base number*100

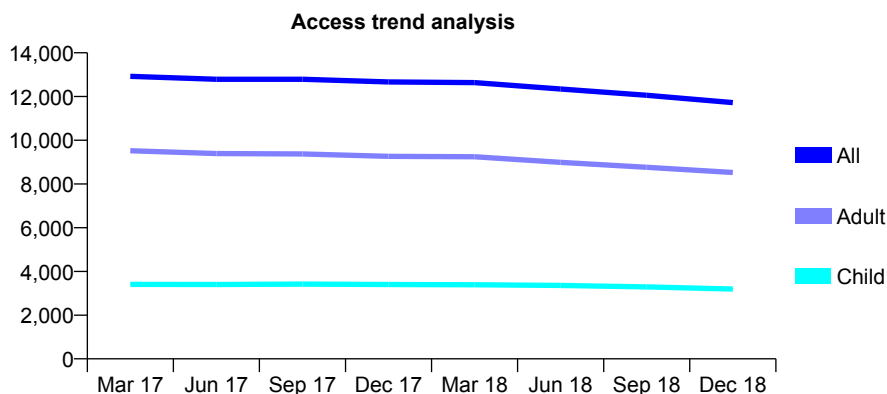
Q48 - Vital Signs At a Glance Contract Report for 111716/0001 - December 2018

Name or company name	Church St Dentists Ltd
Contract type name	GDS Contract
Purpose of contract	General
Contract start date	01/01/2011
Contract end date	

18/19 Contracted general activity (UDA)	46,000
Carry forward general activity (UDA)	0
18/19 Contracted orthodontic activity (UOA)	0
Carry forward orthodontic activity (UOA)	0
Baseline contract value	£1,271,752.43

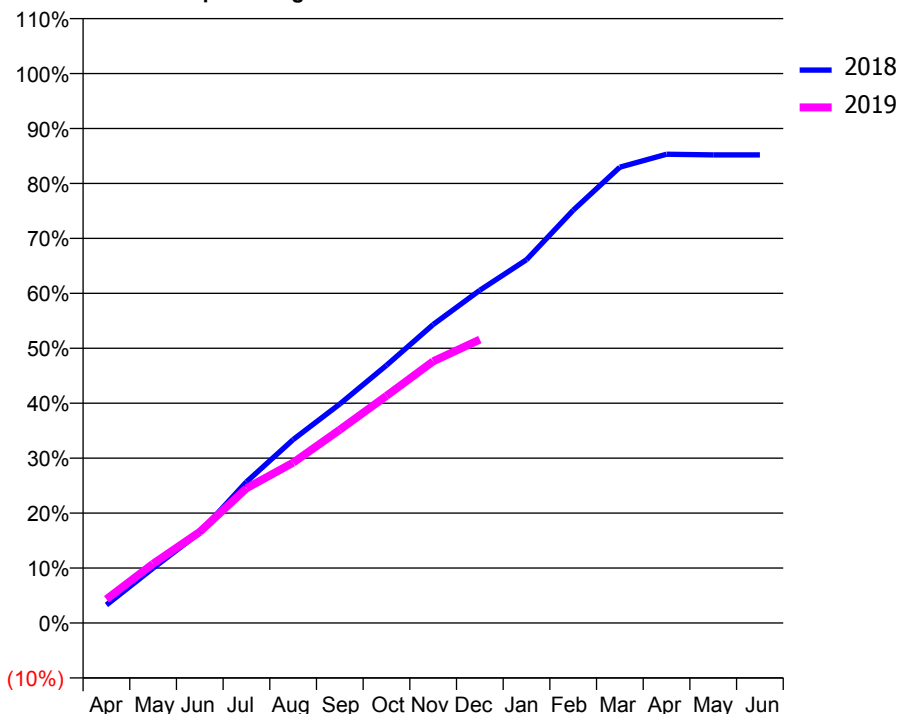
ACCESS*

Patients seen in 24 months	Total	Change since previous quarter
Quarter ending December 2017	12,665	
Quarter ending March 2018	12,637	→
Quarter ending June 2018	12,345	↓
Quarter ending September 2018	12,055	↓
Quarter ending December 2018	11,720	↓
Variance since December 2017	(7.5%)	↓



ACTIVITY

Cumulative percentage of contracted UDA delivered 2018 & 2019



Month	Adjusted Scheduled Activity (UDA)	
	2018	2019
April	1,511	1,998
May	4,594	4,967
June	7,574	7,629
July	11,813	11,284
August	15,358	13,421
September	18,335	16,176
October	21,567	19,016
November	24,985	21,903
December	27,851	23,731
January	30,417	
February	34,559	
March	38,157	
April	39,239	
May	39,183	
June	39,188	

QUALITY

	Quantity	Base Number	Contract	AT	Region	England
% of FP17s for the same patient ID Re-attending within 3 months - Children	292	3,485	8.4%	11.4%	12.3%	11.8%
% of FP17s for the same patient ID Re-attending within 3 months - Adults	1,182	7,826	15.1%	16.6%	15.8%	15.6%
% of FP17s for the same patient ID Re-attending between 3 & 9 months - Children	2,214	3,485	63.5%	54.3%	60.1%	58.8%
% of FP17s for the same patient ID Re-attending between 3 & 9 months - Adults	4,328	7,826	55.3%	45.0%	53.3%	51.0%
% of FP17s for Band 1 Urgent Courses	1,232	10,770	11.4%	11.8%	9.0%	9.0%
% of FP17s Relating to Free Repair or Replacements	70	10,770	0.6%	0.9%	1.0%	0.8%
% of FP17s Relating to Continuations	104	10,770	1.0%	1.2%	1.0%	0.9%
% of Patients satisfied with the dentistry they have received	5	5	N/A	91.0%	93.8%	93.2%
% of Patients satisfied with the time they had to wait for an appointment	4	5	N/A	89.4%	89.4%	88.3%

* This is based on patients treated on this contract for their most recent course of treatment. Figures in italics indicate the base number of FP17s or Patient Questionnaire responses are less than 100. N/A is shown where the base number of responses is less than 10 during the period. % is calculated as Quantity/Base number*100

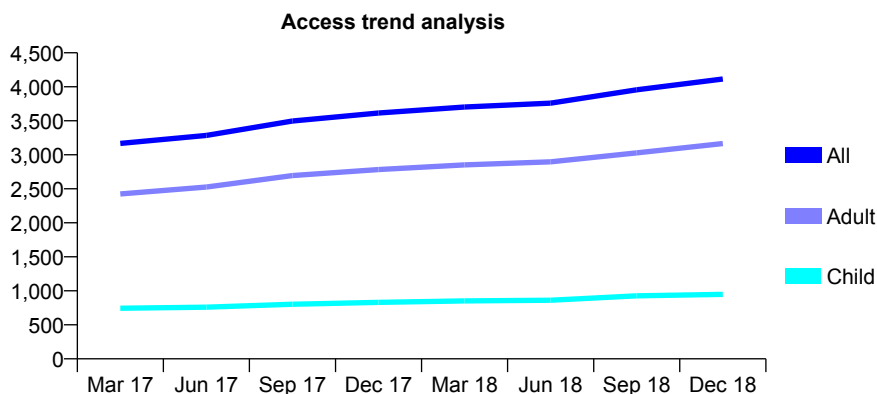
Q48 - Vital Signs At a Glance Contract Report for 112046/0001 - December 2018

Name or company name	Whiston Village Dental Practice Partnership
Contract type name	GDS Contract
Purpose of contract	General
Contract start date	27/03/2015
Contract end date	

18/19 Contracted general activity (UDA)	13,431
Carry forward general activity (UDA)	0
18/19 Contracted orthodontic activity (UOA)	0
Carry forward orthodontic activity (UOA)	0
Baseline contract value	£363,970.20

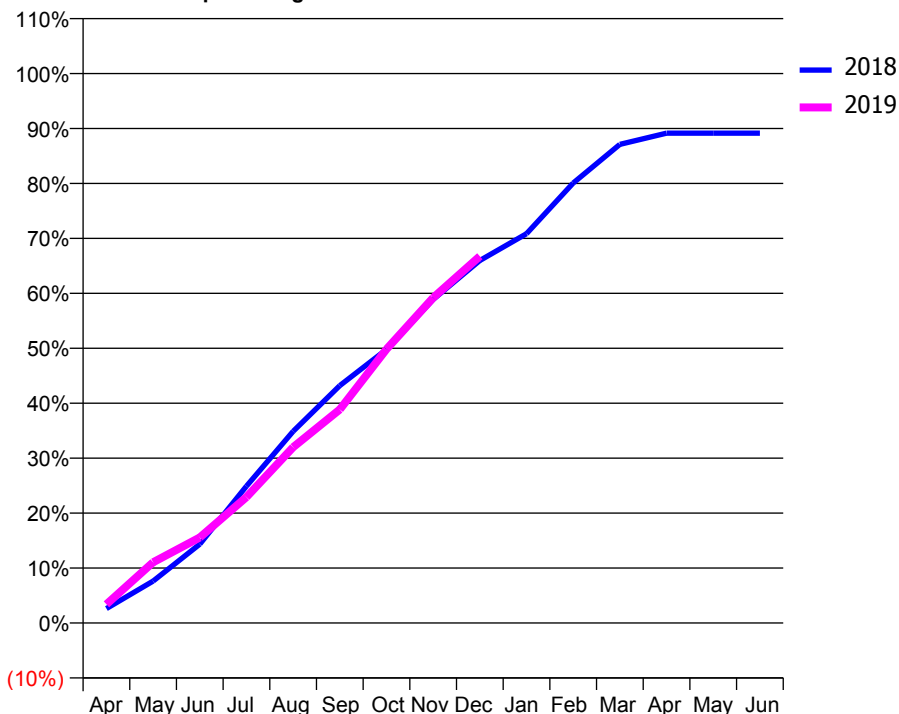
ACCESS*

Patients seen in 24 months	Total	Change since previous quarter
Quarter ending December 2017	3,614	
Quarter ending March 2018	3,703	↑
Quarter ending June 2018	3,759	→
Quarter ending September 2018	3,955	↑
Quarter ending December 2018	4,115	↑
Variance since December 2017	13.9%	↑



ACTIVITY

Cumulative percentage of contracted UDA delivered 2018 & 2019



Month	Adjusted Scheduled Activity (UDA)	
	2018	2019
April	354	457
May	1,024	1,483
June	1,928	2,091
July	3,345	3,077
August	4,685	4,296
September	5,803	5,219
October	6,687	6,694
November	7,910	7,952
December	8,861	8,964
January	9,516	
February	10,755	
March	11,700	
April	11,973	
May	11,972	
June	11,972	

QUALITY

	Quantity	Base Number	Contract	AT	Region	England
% of FP17s for the same patient ID Re-attending within 3 months - Children	55	896	6.1%	11.4%	12.3%	11.8%
% of FP17s for the same patient ID Re-attending within 3 months - Adults	266	2,571	10.3%	16.6%	15.8%	15.6%
% of FP17s for the same patient ID Re-attending between 3 & 9 months - Children	461	896	51.5%	54.3%	60.1%	58.8%
% of FP17s for the same patient ID Re-attending between 3 & 9 months - Adults	1,149	2,571	44.7%	45.0%	53.3%	51.0%
% of FP17s for Band 1 Urgent Courses	151	3,348	4.5%	11.8%	9.0%	9.0%
% of FP17s Relating to Free Repair or Replacements	13	3,348	0.4%	0.9%	1.0%	0.8%
% of FP17s Relating to Continuations	38	3,348	1.1%	1.2%	1.0%	0.9%
% of Patients satisfied with the dentistry they have received	2	2	N/A	91.0%	93.8%	93.2%
% of Patients satisfied with the time they had to wait for an appointment	2	2	N/A	89.4%	89.4%	88.3%

* This is based on patients treated on this contract for their most recent course of treatment. Figures in italics indicate the base number of FP17s or Patient Questionnaire responses are less than 100. N/A is shown where the base number of responses is less than 10 during the period. % is calculated as Quantity/Base number*100

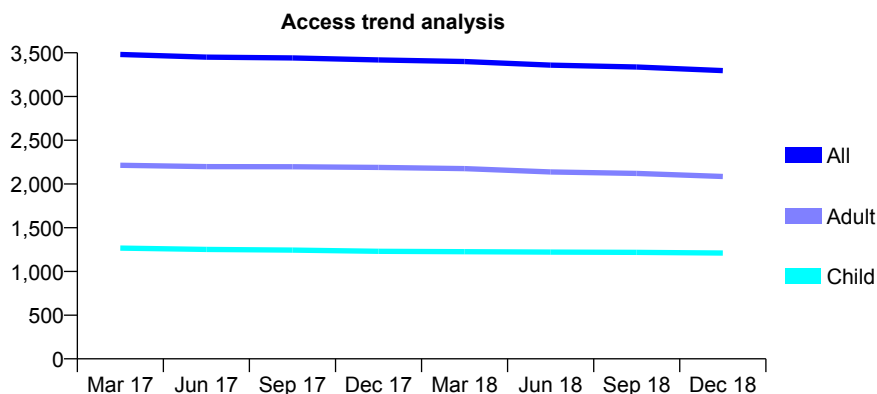
Q48 - Vital Signs At a Glance Contract Report for 113433/0001 - December 2018

Name or company name	Deysbrook Lane Partnership
Contract type name	GDS Contract
Purpose of contract	General
Contract start date	01/07/2011
Contract end date	

18/19 Contracted general activity (UDA)	11,000
Carry forward general activity (UDA)	0
18/19 Contracted orthodontic activity (UOA)	0
Carry forward orthodontic activity (UOA)	0
Baseline contract value	£288,578.96

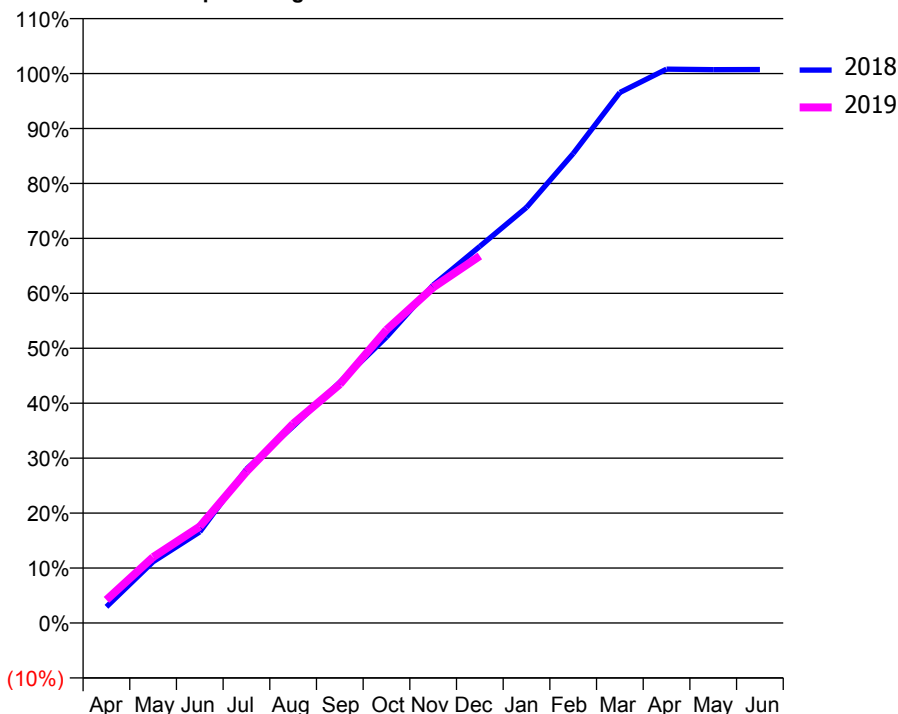
ACCESS*

Patients seen in 24 months	Total	Change since previous quarter
Quarter ending December 2017	3,419	
Quarter ending March 2018	3,400	→
Quarter ending June 2018	3,359	↓
Quarter ending September 2018	3,337	→
Quarter ending December 2018	3,296	↓
Variance since December 2017	(3.6%)	↓



ACTIVITY

Cumulative percentage of contracted UDA delivered 2018 & 2019



Month	Adjusted Scheduled Activity (UDA)	
	2018	2019
April	325	463
May	1,226	1,320
June	1,826	1,932
July	3,082	3,030
August	3,937	3,990
September	4,821	4,780
October	5,725	5,869
November	6,765	6,717
December	7,540	7,346
January	8,320	
February	9,398	
March	10,619	
April	11,088	
May	11,075	
June	11,080	

QUALITY

	Quantity	Base Number	Contract	AT	Region	England
% of FP17s for the same patient ID Re-attending within 3 months - Children	234	1,507	15.5%	11.4%	12.3%	11.8%
% of FP17s for the same patient ID Re-attending within 3 months - Adults	478	2,202	21.7%	16.6%	15.8%	15.6%
% of FP17s for the same patient ID Re-attending between 3 & 9 months - Children	858	1,507	56.9%	54.3%	60.1%	58.8%
% of FP17s for the same patient ID Re-attending between 3 & 9 months - Adults	1,044	2,202	47.4%	45.0%	53.3%	51.0%
% of FP17s for Band 1 Urgent Courses	427	3,495	12.2%	11.8%	9.0%	9.0%
% of FP17s Relating to Free Repair or Replacements	31	3,495	0.9%	0.9%	1.0%	0.8%
% of FP17s Relating to Continuations	11	3,495	0.3%	1.2%	1.0%	0.9%
% of Patients satisfied with the dentistry they have received	2	3	N/A	91.0%	93.8%	93.2%
% of Patients satisfied with the time they had to wait for an appointment	2	3	N/A	89.4%	89.4%	88.3%

* This is based on patients treated on this contract for their most recent course of treatment. Figures in italics indicate the base number of FP17s or Patient Questionnaire responses are less than 100. N/A is shown where the base number of responses is less than 10 during the period. % is calculated as Quantity/Base number*100

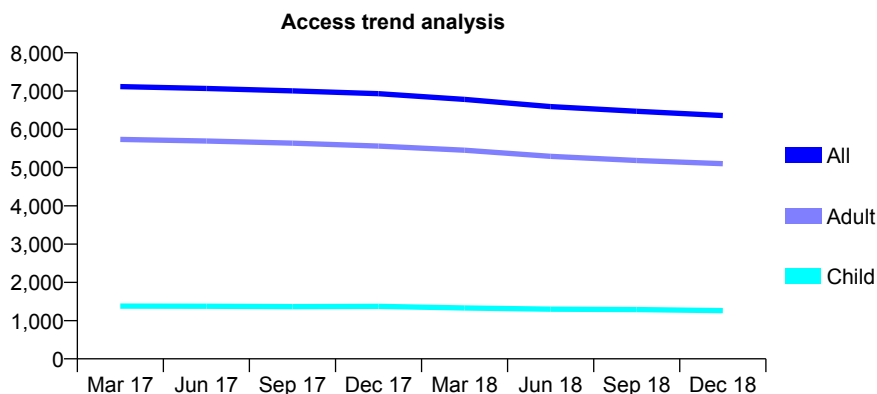
Q48 - Vital Signs At a Glance Contract Report for 116467/0001 - December 2018

Name or company name	IDH 403 Ltd
Contract type name	GDS Contract
Purpose of contract	General
Contract start date	01/01/2010
Contract end date	

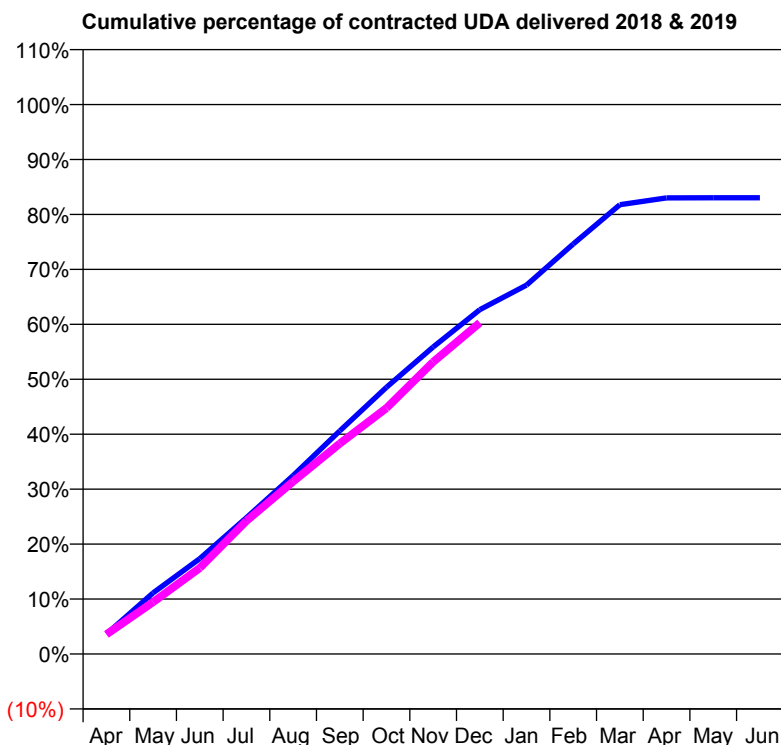
18/19 Contracted general activity (UDA)	19,900
Carry forward general activity (UDA)	0
18/19 Contracted orthodontic activity (UOA)	0
Carry forward orthodontic activity (UOA)	0
Baseline contract value	£483,086.62

ACCESS*

Patients seen in 24 months	Total	Change since previous quarter
Quarter ending December 2017	6,932	
Quarter ending March 2018	6,782	↓
Quarter ending June 2018	6,594	↓
Quarter ending September 2018	6,472	↓
Quarter ending December 2018	6,360	↓
Variance since December 2017	(8.3%)	↓



ACTIVITY



Month	Adjusted Scheduled Activity (UDA)	
	2018	2019
April	725	711
May	2,212	1,879
June	3,454	3,117
July	4,937	4,823
August	6,464	6,245
September	8,084	7,623
October	9,660	8,908
November	11,121	10,580
December	12,471	11,998
January	13,362	
February	14,848	
March	16,273	
April	16,519	
May	16,521	
June	16,522	

QUALITY

	Quantity	Base Number	Contract	AT	Region	England
% of FP17s for the same patient ID Re-attending within 3 months - Children	91	1,291	7.0%	11.4%	12.3%	11.8%
% of FP17s for the same patient ID Re-attending within 3 months - Adults	634	4,797	13.2%	16.6%	15.8%	15.6%
% of FP17s for the same patient ID Re-attending between 3 & 9 months - Children	679	1,291	52.6%	54.3%	60.1%	58.8%
% of FP17s for the same patient ID Re-attending between 3 & 9 months - Adults	1,800	4,797	37.5%	45.0%	53.3%	51.0%
% of FP17s for Band 1 Urgent Courses	425	5,952	7.1%	11.8%	9.0%	9.0%
% of FP17s Relating to Free Repair or Replacements	48	5,952	0.8%	0.9%	1.0%	0.8%
% of FP17s Relating to Continuations	126	5,952	2.1%	1.2%	1.0%	0.9%
% of Patients satisfied with the dentistry they have received	2	2	N/A	91.0%	93.8%	93.2%
% of Patients satisfied with the time they had to wait for an appointment	2	2	N/A	89.4%	89.4%	88.3%

* This is based on patients treated on this contract for their most recent course of treatment. Figures in italics indicate the base number of FP17s or Patient Questionnaire responses are less than 100. N/A is shown where the base number of responses is less than 10 during the period. % is calculated as Quantity/Base number*100

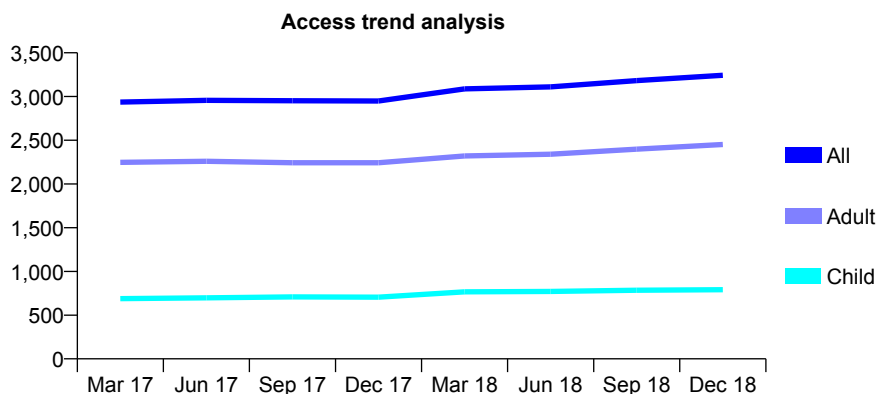
Q48 - Vital Signs At a Glance Contract Report for 117005/0001 - December 2018

Name or company name	Stecewicz
Contract type name	GDS Contract
Purpose of contract	General
Contract start date	01/04/2012
Contract end date	

18/19 Contracted general activity (UDA)	10,700
Carry forward general activity (UDA)	0
18/19 Contracted orthodontic activity (UOA)	0
Carry forward orthodontic activity (UOA)	0
Baseline contract value	£241,313.40

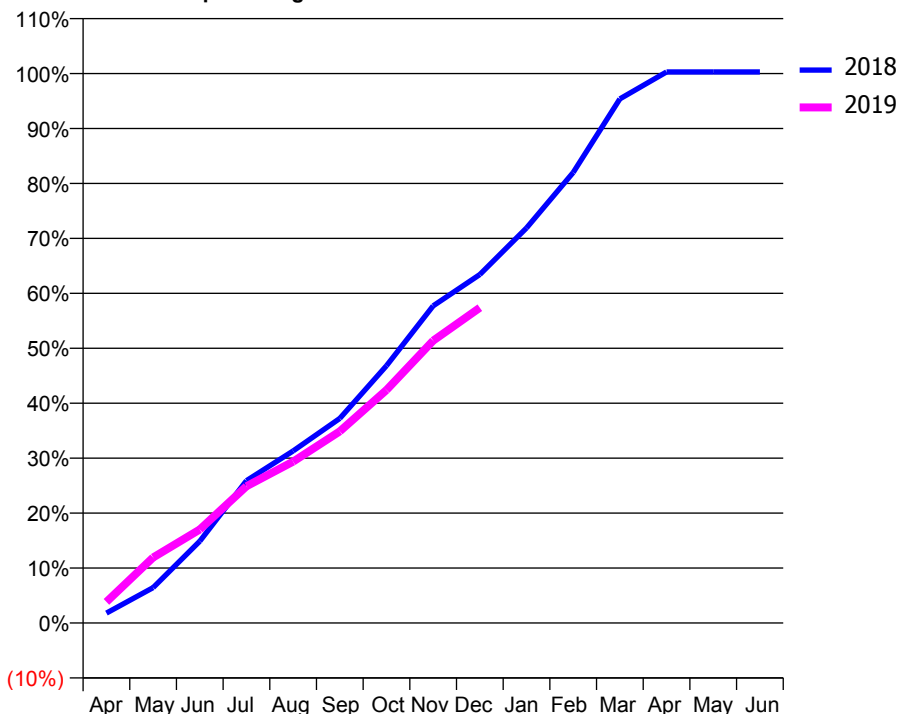
ACCESS*

Patients seen in 24 months	Total	Change since previous quarter
Quarter ending December 2017	2,948	
Quarter ending March 2018	3,088	↑
Quarter ending June 2018	3,111	→
Quarter ending September 2018	3,182	↑
Quarter ending December 2018	3,243	→
Variance since December 2017	10.0%	↑



ACTIVITY

Cumulative percentage of contracted UDA delivered 2018 & 2019



Adjusted Scheduled Activity (UDA)		
Month	2018	2019
April	194	413
May	690	1,276
June	1,594	1,822
July	2,772	2,663
August	3,351	3,143
September	3,985	3,733
October	5,010	4,537
November	6,176	5,498
December	6,786	6,139
January	7,692	
February	8,771	
March	10,206	
April	10,730	
May	10,730	
June	10,730	

QUALITY

	Quantity	Base Number	Contract	AT	Region	England
% of FP17s for the same patient ID Re-attending within 3 months - Children	60	629	9.5%	11.4%	12.3%	11.8%
% of FP17s for the same patient ID Re-attending within 3 months - Adults	277	1,825	15.2%	16.6%	15.8%	15.6%
% of FP17s for the same patient ID Re-attending between 3 & 9 months - Children	315	629	50.1%	54.3%	60.1%	58.8%
% of FP17s for the same patient ID Re-attending between 3 & 9 months - Adults	662	1,825	36.3%	45.0%	53.3%	51.0%
% of FP17s for Band 1 Urgent Courses	301	2,287	13.2%	11.8%	9.0%	9.0%
% of FP17s Relating to Free Repair or Replacements	10	2,287	0.4%	0.9%	1.0%	0.8%
% of FP17s Relating to Continuations	24	2,287	1.0%	1.2%	1.0%	0.9%
% of Patients satisfied with the dentistry they have received	3	4	N/A	91.0%	93.8%	93.2%
% of Patients satisfied with the time they had to wait for an appointment	2	4	N/A	89.4%	89.4%	88.3%

* This is based on patients treated on this contract for their most recent course of treatment. Figures in italics indicate the base number of FP17s or Patient Questionnaire responses are less than 100. N/A is shown where the base number of responses is less than 10 during the period. % is calculated as Quantity/Base number*100

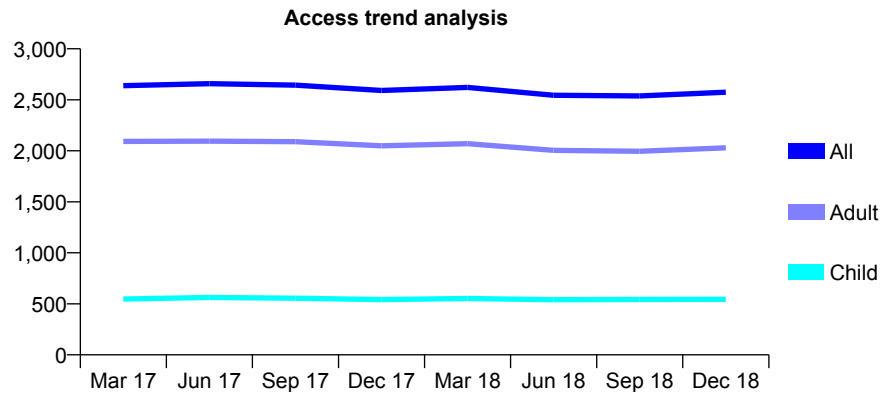
Q48 - Vital Signs At a Glance Contract Report for 121355/0001 - December 2018

Name or company name	J Walker & A Dunn
Contract type name	GDS Contract
Purpose of contract	General
Contract start date	01/04/2007
Contract end date	

18/19 Contracted general activity (UDA)	9,392
Carry forward general activity (UDA)	0
18/19 Contracted orthodontic activity (UOA)	0
Carry forward orthodontic activity (UOA)	0
Baseline contract value	£246,393.96

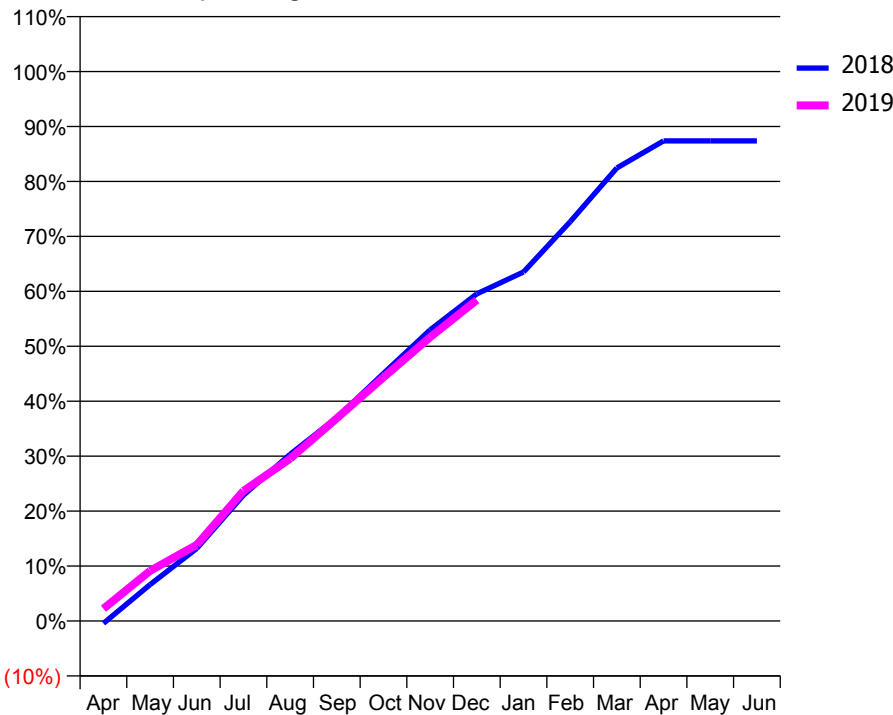
ACCESS*

Patients seen in 24 months	Total	Change since previous quarter
Quarter ending December 2017	2,591	
Quarter ending March 2018	2,622	→
Quarter ending June 2018	2,545	↓
Quarter ending September 2018	2,538	→
Quarter ending December 2018	2,574	→
Variance since December 2017	(0.7%)	→



ACTIVITY

Cumulative percentage of contracted UDA delivered 2018 & 2019



Month	Adjusted Scheduled Activity (UDA)	
	2018	2019
April	-41	211
May	624	858
June	1,241	1,301
July	2,150	2,224
August	2,850	2,774
September	3,477	3,465
October	4,231	4,165
November	4,976	4,852
December	5,591	5,488
January	5,967	
February	6,826	
March	7,743	
April	8,206	
May	8,206	
June	8,206	

QUALITY

	Quantity	Base Number	Contract	AT	Region	England
% of FP17s for the same patient ID Re-attending within 3 months - Children	44	534	8.2%	11.4%	12.3%	11.8%
% of FP17s for the same patient ID Re-attending within 3 months - Adults	484	2,206	21.9%	16.6%	15.8%	15.6%
% of FP17s for the same patient ID Re-attending between 3 & 9 months - Children	295	534	55.2%	54.3%	60.1%	58.8%
% of FP17s for the same patient ID Re-attending between 3 & 9 months - Adults	1,041	2,206	47.2%	45.0%	53.3%	51.0%
% of FP17s for Band 1 Urgent Courses	400	2,583	15.5%	11.8%	9.0%	9.0%
% of FP17s Relating to Free Repair or Replacements	15	2,583	0.6%	0.9%	1.0%	0.8%
% of FP17s Relating to Continuations	51	2,583	2.0%	1.2%	1.0%	0.9%
% of Patients satisfied with the dentistry they have received	0	0	N/A	91.0%	93.8%	93.2%
% of Patients satisfied with the time they had to wait for an appointment	0	0	N/A	89.4%	89.4%	88.3%

* This is based on patients treated on this contract for their most recent course of treatment. Figures in italics indicate the base number of FP17s or Patient Questionnaire responses are less than 100. N/A is shown where the base number of responses is less than 10 during the period. % is calculated as Quantity/Base number*100

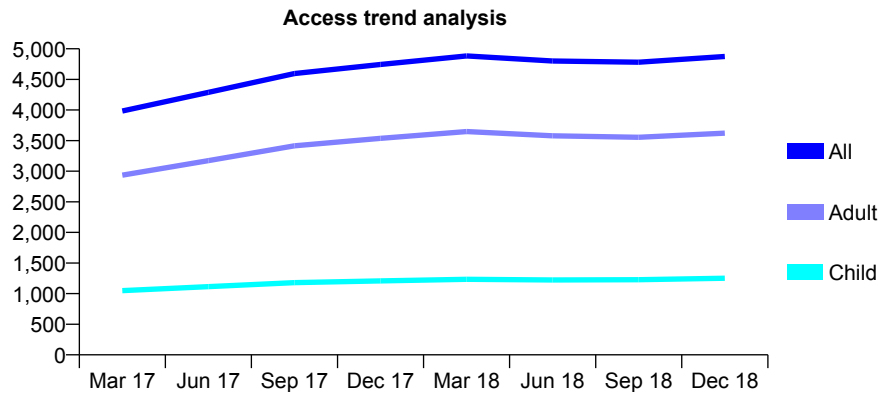
Q48 - Vital Signs At a Glance Contract Report for 121681/0001 - December 2018

Name or company name	Laurel Villa Dental
Contract type name	GDS Contract
Purpose of contract	General
Contract start date	01/10/2015
Contract end date	

18/19 Contracted general activity (UDA)	16,000
Carry forward general activity (UDA)	0
18/19 Contracted orthodontic activity (UOA)	0
Carry forward orthodontic activity (UOA)	0
Baseline contract value	£397,889.16

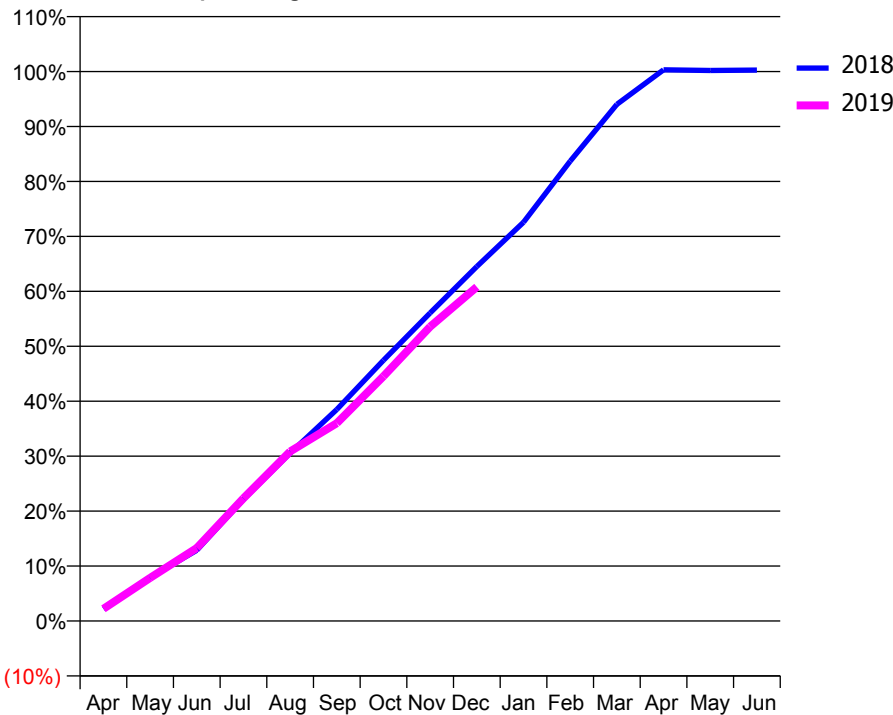
ACCESS*

Patients seen in 24 months	Total	Change since previous quarter
Quarter ending December 2017	4,745	
Quarter ending March 2018	4,883	↑
Quarter ending June 2018	4,801	↓
Quarter ending September 2018	4,782	→
Quarter ending December 2018	4,875	→
Variance since December 2017	2.7%	↑



ACTIVITY

Cumulative percentage of contracted UDA delivered 2018 & 2019



Month	Adjusted Scheduled Activity (UDA)	
	2018	2019
April	354	354
May	1,267	1,256
June	2,061	2,125
July	3,541	3,573
August	4,890	4,936
September	6,161	5,760
October	7,593	7,126
November	8,970	8,571
December	10,321	9,729
January	11,610	
February	13,391	
March	15,044	
April	16,049	
May	16,030	
June	16,041	

QUALITY

	Quantity	Base Number	Contract	AT	Region	England
% of FP17s for the same patient ID Re-attending within 3 months - Children	89	1,111	8.0%	11.4%	12.3%	11.8%
% of FP17s for the same patient ID Re-attending within 3 months - Adults	319	2,908	11.0%	16.6%	15.8%	15.6%
% of FP17s for the same patient ID Re-attending between 3 & 9 months - Children	447	1,111	40.2%	54.3%	60.1%	58.8%
% of FP17s for the same patient ID Re-attending between 3 & 9 months - Adults	1,283	2,908	44.1%	45.0%	53.3%	51.0%
% of FP17s for Band 1 Urgent Courses	460	3,745	12.3%	11.8%	9.0%	9.0%
% of FP17s Relating to Free Repair or Replacements	20	3,745	0.5%	0.9%	1.0%	0.8%
% of FP17s Relating to Continuations	15	3,745	0.4%	1.2%	1.0%	0.9%
% of Patients satisfied with the dentistry they have received	3	4	N/A	91.0%	93.8%	93.2%
% of Patients satisfied with the time they had to wait for an appointment	3	4	N/A	89.4%	89.4%	88.3%

* This is based on patients treated on this contract for their most recent course of treatment. Figures in italics indicate the base number of FP17s or Patient Questionnaire responses are less than 100. N/A is shown where the base number of responses is less than 10 during the period. % is calculated as Quantity/Base number*100

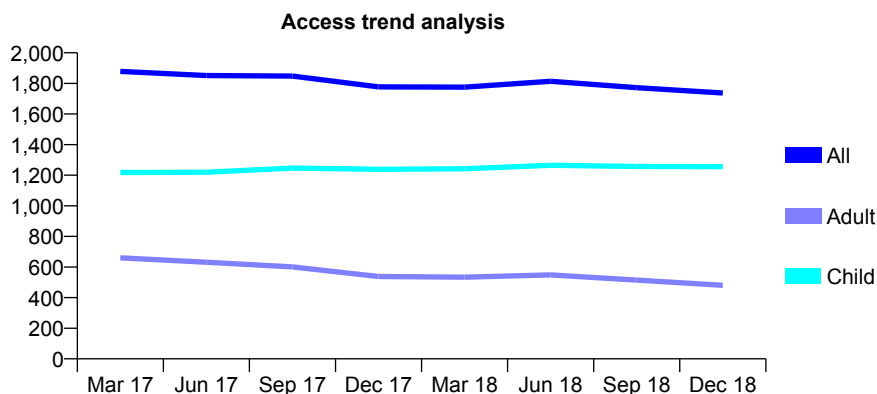
Q48 - Vital Signs At a Glance Contract Report for 122653/0001 - December 2018

Name or company name	Rose Lane Dental Practice
Contract type name	GDS Contract
Purpose of contract	General
Contract start date	01/04/2010
Contract end date	

18/19 Contracted general activity (UDA)	4,152
Carry forward general activity (UDA)	0
18/19 Contracted orthodontic activity (UOA)	0
Carry forward orthodontic activity (UOA)	0
Baseline contract value	£116,795.77

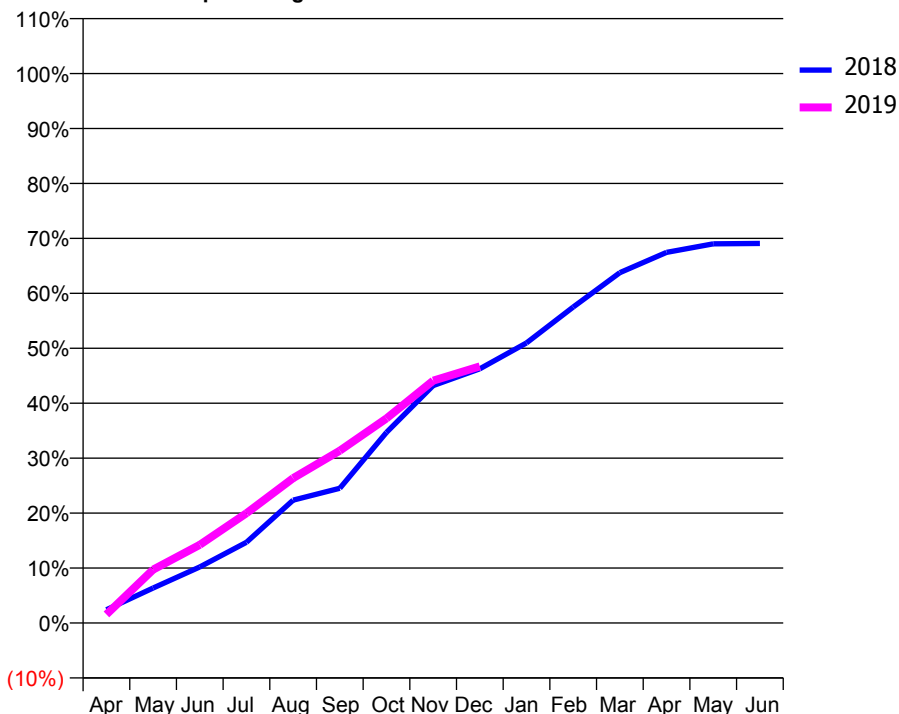
ACCESS*

Patients seen in 24 months	Total	Change since previous quarter
Quarter ending December 2017	1,777	
Quarter ending March 2018	1,776	→
Quarter ending June 2018	1,814	↑
Quarter ending September 2018	1,772	↓
Quarter ending December 2018	1,737	↓
Variance since December 2017	(2.3%)	↓



ACTIVITY

Cumulative percentage of contracted UDA delivered 2018 & 2019



Month	Adjusted Scheduled Activity (UDA)	
	2018	2019
April	100	65
May	264	403
June	424	591
July	610	829
August	929	1,095
September	1,019	1,302
October	1,440	1,546
November	1,794	1,832
December	1,921	1,939
January	2,117	
February	2,388	
March	2,648	
April	2,801	
May	2,865	
June	2,868	

QUALITY

	Quantity	Base Number	Contract	AT	Region	England
% of FP17s for the same patient ID Re-attending within 3 months - Children	114	1,229	9.3%	11.4%	12.3%	11.8%
% of FP17s for the same patient ID Re-attending within 3 months - Adults	8	266	3.0%	16.6%	15.8%	15.6%
% of FP17s for the same patient ID Re-attending between 3 & 9 months - Children	560	1,229	45.6%	54.3%	60.1%	58.8%
% of FP17s for the same patient ID Re-attending between 3 & 9 months - Adults	79	266	29.7%	45.0%	53.3%	51.0%
% of FP17s for Band 1 Urgent Courses	9	1,251	0.7%	11.8%	9.0%	9.0%
% of FP17s Relating to Free Repair or Replacements	0	1,251	0.0%	0.9%	1.0%	0.8%
% of FP17s Relating to Continuations	1	1,251	0.1%	1.2%	1.0%	0.9%
% of Patients satisfied with the dentistry they have received	1	1	N/A	91.0%	93.8%	93.2%
% of Patients satisfied with the time they had to wait for an appointment	1	1	N/A	89.4%	89.4%	88.3%

* This is based on patients treated on this contract for their most recent course of treatment. Figures in italics indicate the base number of FP17s or Patient Questionnaire responses are less than 100. N/A is shown where the base number of responses is less than 10 during the period. % is calculated as Quantity/Base number*100

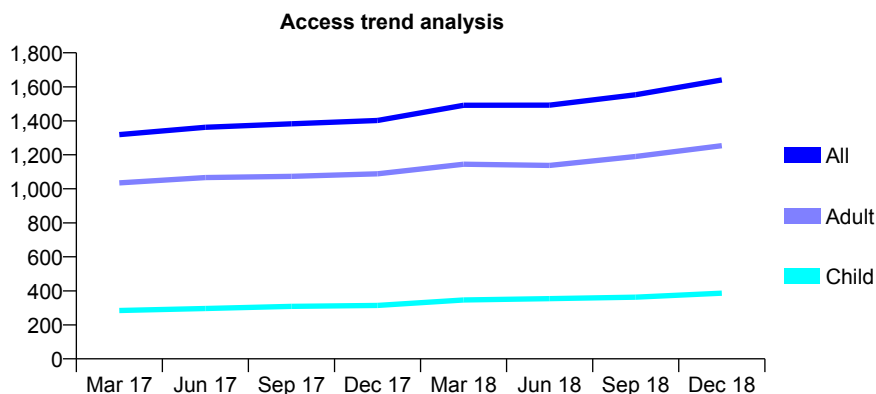
Q48 - Vital Signs At a Glance Contract Report for 122858/0001 - December 2018

Name or company name	Baycliff Dental Practices
Contract type name	GDS Contract
Purpose of contract	General
Contract start date	01/10/2014
Contract end date	

18/19 Contracted general activity (UDA)	6,769
Carry forward general activity (UDA)	0
18/19 Contracted orthodontic activity (UOA)	0
Carry forward orthodontic activity (UOA)	0
Baseline contract value	£177,580.99

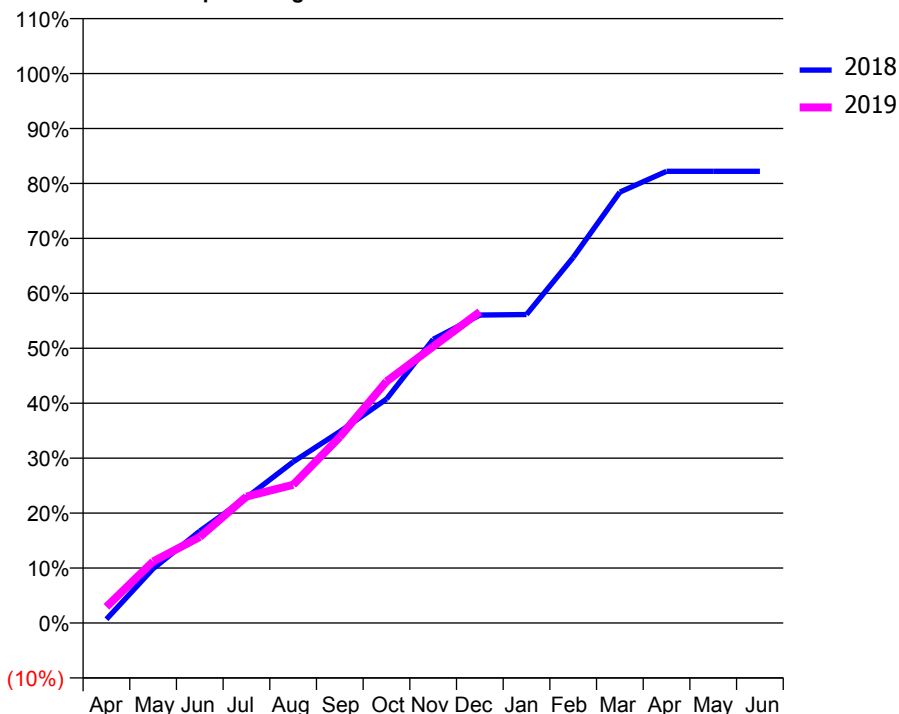
ACCESS*

Patients seen in 24 months	Total	Change since previous quarter
Quarter ending December 2017	1,402	
Quarter ending March 2018	1,491	↑
Quarter ending June 2018	1,492	→
Quarter ending September 2018	1,553	↑
Quarter ending December 2018	1,640	↑
Variance since December 2017	17.0%	↑



ACTIVITY

Cumulative percentage of contracted UDA delivered 2018 & 2019



Month	Adjusted Scheduled Activity (UDA)	
	2018	2019
April	47	200
May	669	758
June	1,133	1,060
July	1,545	1,558
August	1,985	1,703
September	2,358	2,293
October	2,758	2,975
November	3,495	3,407
December	3,794	3,834
January	3,800	
February	4,503	
March	5,309	
April	5,565	
May	5,565	
June	5,565	

QUALITY

	Quantity	Base Number	Contract	AT	Region	England
% of FP17s for the same patient ID Re-attending within 3 months - Children	42	353	11.9%	11.4%	12.3%	11.8%
% of FP17s for the same patient ID Re-attending within 3 months - Adults	127	1,008	12.6%	16.6%	15.8%	15.6%
% of FP17s for the same patient ID Re-attending between 3 & 9 months - Children	126	353	35.7%	54.3%	60.1%	58.8%
% of FP17s for the same patient ID Re-attending between 3 & 9 months - Adults	265	1,008	26.3%	45.0%	53.3%	51.0%
% of FP17s for Band 1 Urgent Courses	120	1,270	9.4%	11.8%	9.0%	9.0%
% of FP17s Relating to Free Repair or Replacements	3	1,270	0.2%	0.9%	1.0%	0.8%
% of FP17s Relating to Continuations	21	1,270	1.7%	1.2%	1.0%	0.9%
% of Patients satisfied with the dentistry they have received	1	1	N/A	91.0%	93.8%	93.2%
% of Patients satisfied with the time they had to wait for an appointment	1	1	N/A	89.4%	89.4%	88.3%

* This is based on patients treated on this contract for their most recent course of treatment. Figures in italics indicate the base number of FP17s or Patient Questionnaire responses are less than 100. N/A is shown where the base number of responses is less than 10 during the period. % is calculated as Quantity/Base number*100

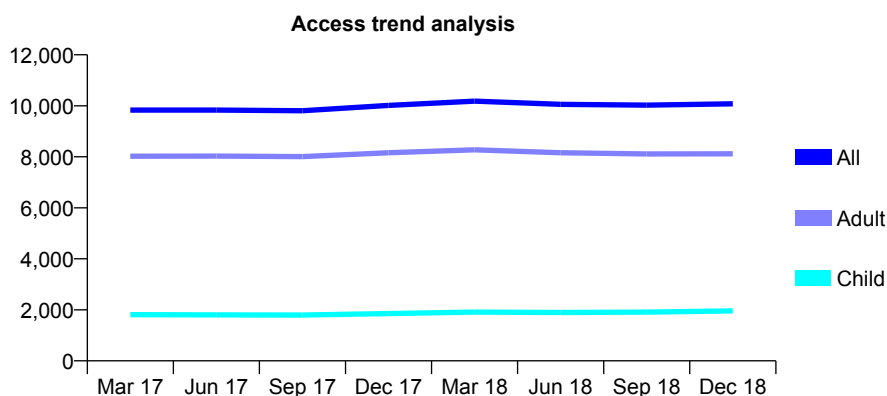
Q48 - Vital Signs At a Glance Contract Report for 123293/0001 - December 2018

Name or company name	Smithdown Dental Practice
Contract type name	GDS Contract
Purpose of contract	General
Contract start date	01/10/2011
Contract end date	

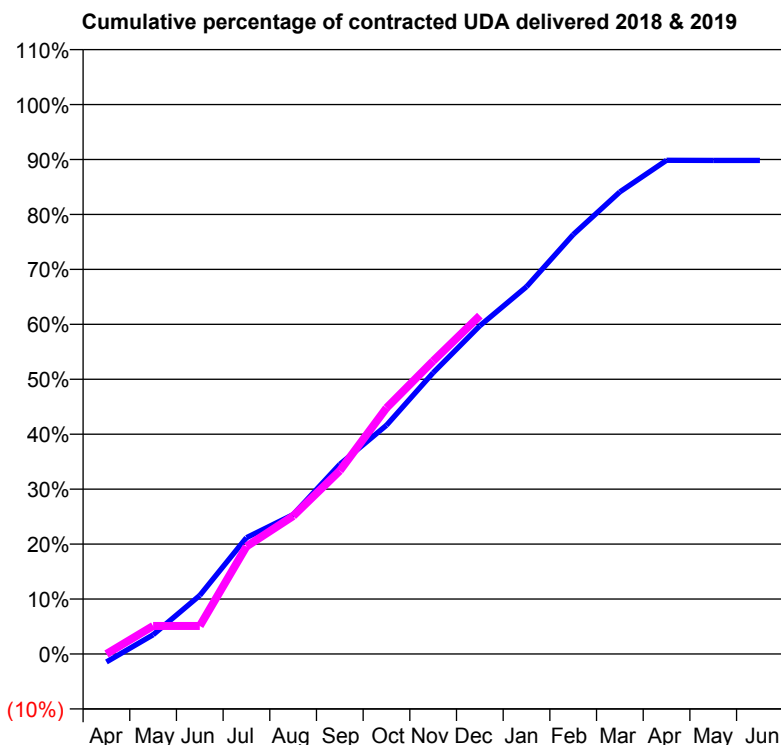
18/19 Contracted general activity (UDA)	27,825
Carry forward general activity (UDA)	0
18/19 Contracted orthodontic activity (UOA)	0
Carry forward orthodontic activity (UOA)	0
Baseline contract value	£782,389.59

ACCESS*

Patients seen in 24 months	Total	Change since previous quarter
Quarter ending December 2017	10,016	
Quarter ending March 2018	10,182	→
Quarter ending June 2018	10,056	↓
Quarter ending September 2018	10,026	→
Quarter ending December 2018	10,080	→
Variance since December 2017	0.6%	→



ACTIVITY



Month	Adjusted Scheduled Activity (UDA)	
	2018	2019
April	-405	0
May	974	1,418
June	2,967	1,418
July	5,894	5,444
August	7,063	6,982
September	9,602	9,280
October	11,586	12,459
November	14,246	14,835
December	16,622	17,131
January	18,596	
February	21,240	
March	23,399	
April	24,998	
May	24,991	
June	24,991	

QUALITY

	Quantity	Base Number	Contract	AT	Region	England
% of FP17s for the same patient ID Re-attending within 3 months - Children	94	1,562	6.0%	11.4%	12.3%	11.8%
% of FP17s for the same patient ID Re-attending within 3 months - Adults	480	5,853	8.2%	16.6%	15.8%	15.6%
% of FP17s for the same patient ID Re-attending between 3 & 9 months - Children	556	1,562	35.6%	54.3%	60.1%	58.8%
% of FP17s for the same patient ID Re-attending between 3 & 9 months - Adults	1,893	5,853	32.3%	45.0%	53.3%	51.0%
% of FP17s for Band 1 Urgent Courses	1,255	6,906	18.2%	11.8%	9.0%	9.0%
% of FP17s Relating to Free Repair or Replacements	34	6,906	0.5%	0.9%	1.0%	0.8%
% of FP17s Relating to Continuations	2	6,906	0.0%	1.2%	1.0%	0.9%
% of Patients satisfied with the dentistry they have received	7	9	N/A	91.0%	93.8%	93.2%
% of Patients satisfied with the time they had to wait for an appointment	8	9	N/A	89.4%	89.4%	88.3%

* This is based on patients treated on this contract for their most recent course of treatment. Figures in italics indicate the base number of FP17s or Patient Questionnaire responses are less than 100. N/A is shown where the base number of responses is less than 10 during the period. % is calculated as Quantity/Base number*100

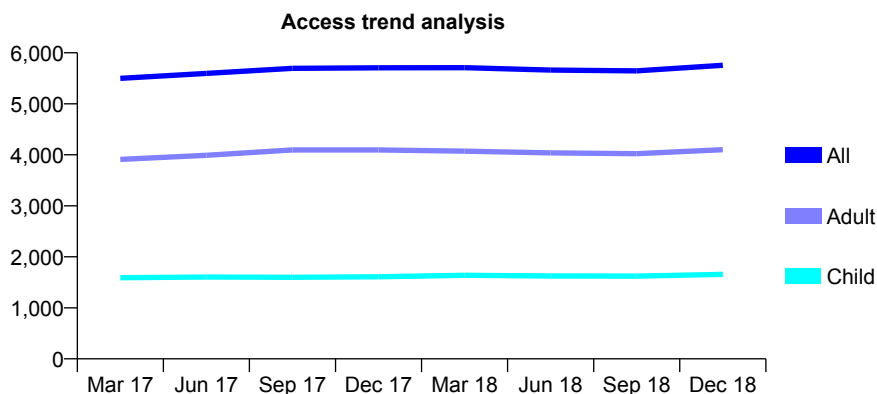
Q48 - Vital Signs At a Glance Contract Report for 124494/0001 - December 2018

Name or company name	J Powell & D Collins
Contract type name	GDS Contract
Purpose of contract	General
Contract start date	01/04/2010
Contract end date	

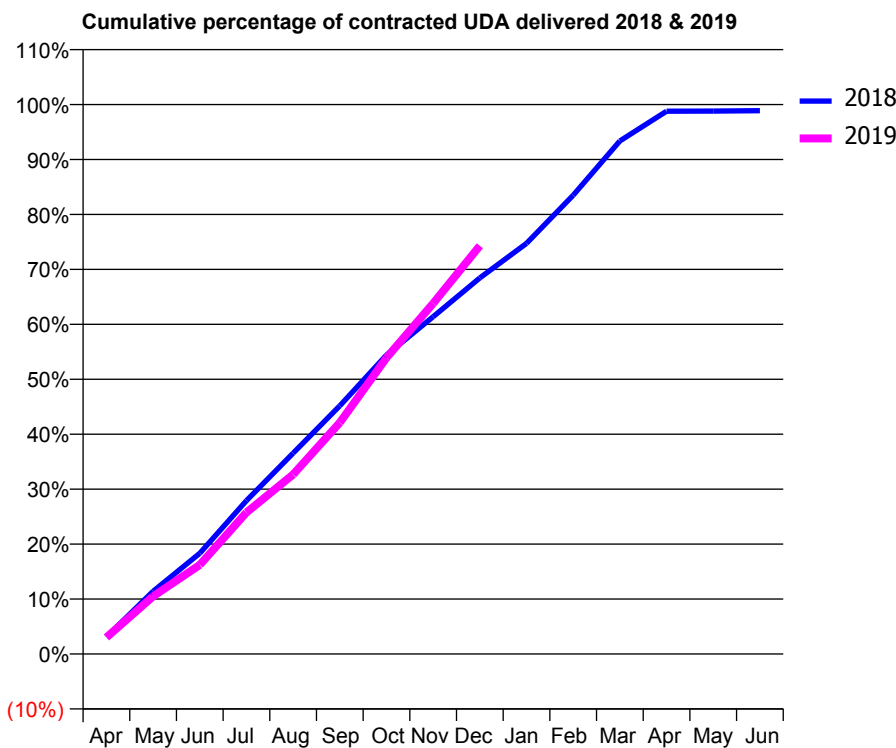
18/19 Contracted general activity (UDA)	15,654
Carry forward general activity (UDA)	176
18/19 Contracted orthodontic activity (UOA)	0
Carry forward orthodontic activity (UOA)	0
Baseline contract value	£509,716.83

ACCESS*

Patients seen in 24 months	Total	Change since previous quarter
Quarter ending December 2017	5,705	
Quarter ending March 2018	5,708	→
Quarter ending June 2018	5,662	→
Quarter ending September 2018	5,645	→
Quarter ending December 2018	5,756	→
Variance since December 2017	0.9%	→



ACTIVITY



Month	Adjusted Scheduled Activity (UDA)	
	2018	2019
April	486	471
May	1,788	1,642
June	2,871	2,539
July	4,370	4,034
August	5,723	5,116
September	7,070	6,594
October	8,518	8,439
November	9,609	9,988
December	10,714	11,630
January	11,697	
February	13,071	
March	14,615	
April	15,462	
May	15,466	
June	15,478	

QUALITY

	Quantity	Base Number	Contract	AT	Region	England
% of FP17s for the same patient ID Re-attending within 3 months - Children	130	1,810	7.2%	11.4%	12.3%	11.8%
% of FP17s for the same patient ID Re-attending within 3 months - Adults	897	4,505	19.9%	16.6%	15.8%	15.6%
% of FP17s for the same patient ID Re-attending between 3 & 9 months - Children	977	1,810	54.0%	54.3%	60.1%	58.8%
% of FP17s for the same patient ID Re-attending between 3 & 9 months - Adults	2,161	4,505	48.0%	45.0%	53.3%	51.0%
% of FP17s for Band 1 Urgent Courses	467	5,917	7.9%	11.8%	9.0%	9.0%
% of FP17s Relating to Free Repair or Replacements	81	5,917	1.4%	0.9%	1.0%	0.8%
% of FP17s Relating to Continuations	142	5,917	2.4%	1.2%	1.0%	0.9%
% of Patients satisfied with the dentistry they have received	5	5	N/A	91.0%	93.8%	93.2%
% of Patients satisfied with the time they had to wait for an appointment	4	5	N/A	89.4%	89.4%	88.3%

* This is based on patients treated on this contract for their most recent course of treatment. Figures in italics indicate the base number of FP17s or Patient Questionnaire responses are less than 100. N/A is shown where the base number of responses is less than 10 during the period. % is calculated as Quantity/Base number*100

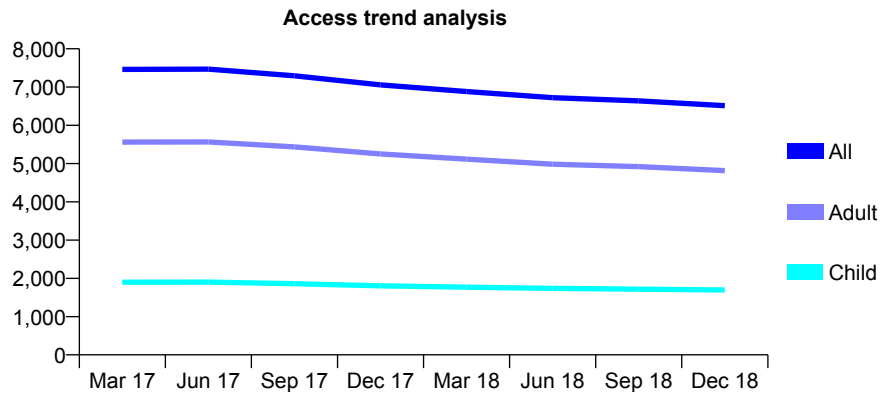
Q48 - Vital Signs At a Glance Contract Report for 124834/0001 - December 2018

Name or company name	Alverna House Dental Practice Ltd
Contract type name	Pilot Contract
Purpose of contract	General
Contract start date	01/04/2009
Contract end date	

18/19 Contracted general activity (UDA)	21,000
Carry forward general activity (UDA)	0
18/19 Contracted orthodontic activity (UOA)	0
Carry forward orthodontic activity (UOA)	0
Baseline contract value	£609,776.90

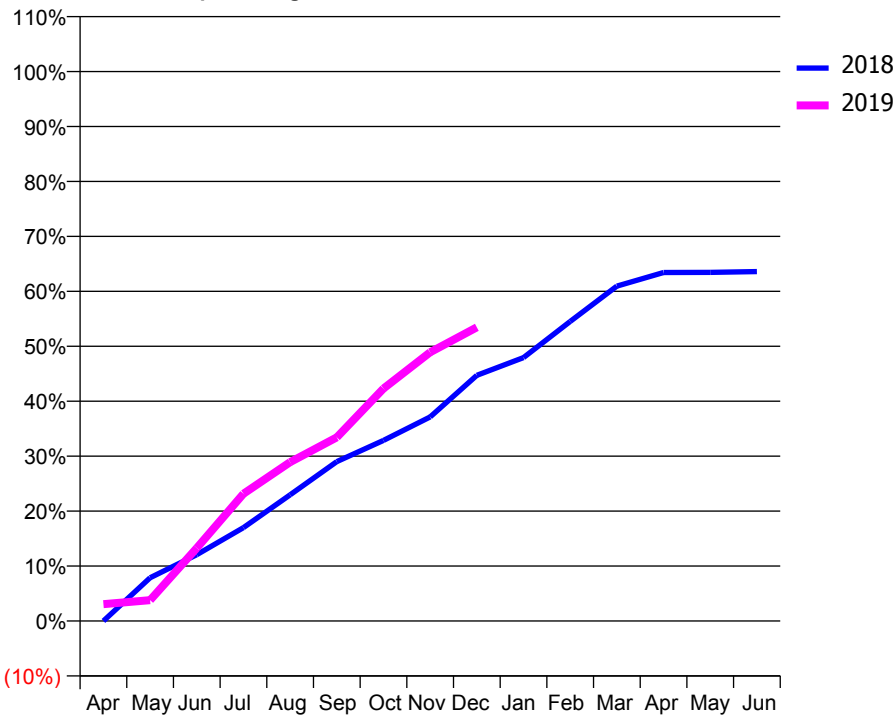
ACCESS*

Patients seen in 24 months	Total	Change since previous quarter
Quarter ending December 2017	7,057	
Quarter ending March 2018	6,882	↓
Quarter ending June 2018	6,721	↓
Quarter ending September 2018	6,639	↓
Quarter ending December 2018	6,512	↓
Variance since December 2017	(7.7%)	↓



ACTIVITY

Cumulative percentage of contracted UDA delivered 2018 & 2019



Month	Adjusted Scheduled Activity (UDA)	
	2018	2019
April	0	644
May	1,655	796
June	2,533	2,790
July	3,572	4,864
August	4,825	6,071
September	6,093	7,022
October	6,901	8,883
November	7,799	10,272
December	9,390	11,225
January	10,069	
February	11,447	
March	12,801	
April	13,319	
May	13,325	
June	13,355	

QUALITY

	Quantity	Base Number	Contract	AT	Region	England
% of FP17s for the same patient ID Re-attending within 3 months - Children	242	1,912	12.7%	11.4%	12.3%	11.8%
% of FP17s for the same patient ID Re-attending within 3 months - Adults	633	4,259	14.9%	16.6%	15.8%	15.6%
% of FP17s for the same patient ID Re-attending between 3 & 9 months - Children	934	1,912	48.8%	54.3%	60.1%	58.8%
% of FP17s for the same patient ID Re-attending between 3 & 9 months - Adults	1,220	4,259	28.6%	45.0%	53.3%	51.0%
% of FP17s for Band 1 Urgent Courses	805	5,903	13.6%	11.8%	9.0%	9.0%
% of FP17s Relating to Free Repair or Replacements	41	5,903	0.7%	0.9%	1.0%	0.8%
% of FP17s Relating to Continuations	27	5,903	0.5%	1.2%	1.0%	0.9%
% of Patients satisfied with the dentistry they have received	3	3	N/A	91.0%	93.8%	93.2%
% of Patients satisfied with the time they had to wait for an appointment	3	3	N/A	89.4%	89.4%	88.3%

* This is based on patients treated on this contract for their most recent course of treatment. Figures in italics indicate the base number of FP17s or Patient Questionnaire responses are less than 100. N/A is shown where the base number of responses is less than 10 during the period. % is calculated as Quantity/Base number*100

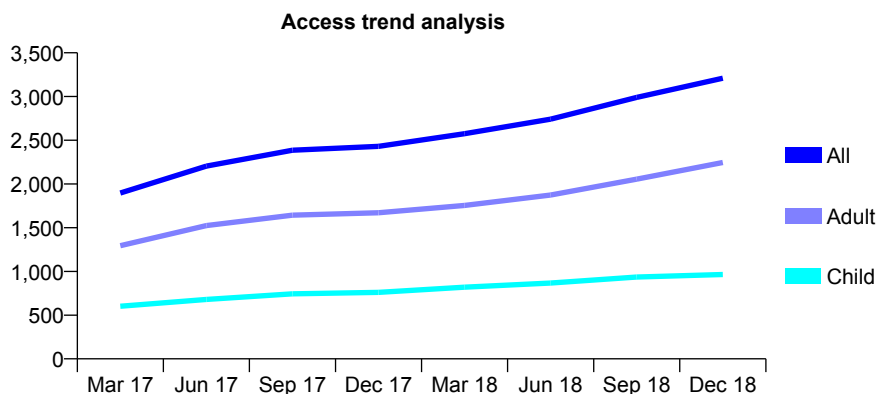
Q48 - Vital Signs At a Glance Contract Report for 125547/0001 - December 2018

Name or company name	Parr Dental Surgery Limited
Contract type name	GDS Contract
Purpose of contract	General
Contract start date	01/01/2012
Contract end date	

18/19 Contracted general activity (UDA)	8,000
Carry forward general activity (UDA)	0
18/19 Contracted orthodontic activity (UOA)	0
Carry forward orthodontic activity (UOA)	0
Baseline contract value	£193,877.38

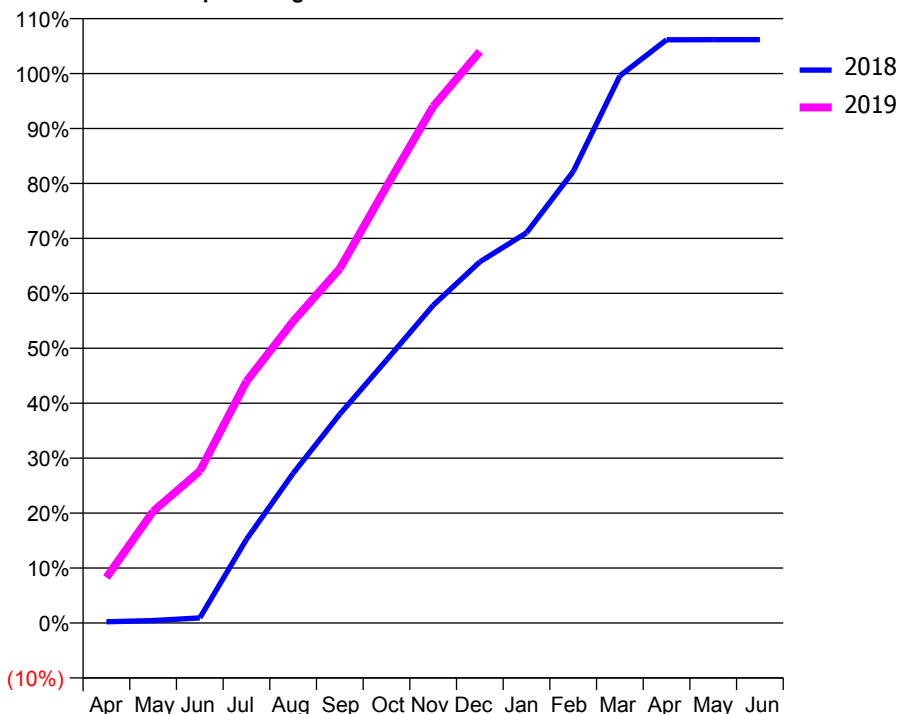
ACCESS*

Patients seen in 24 months	Total	Change since previous quarter
Quarter ending December 2017	2,430	
Quarter ending March 2018	2,575	↑
Quarter ending June 2018	2,741	↑
Quarter ending September 2018	2,990	↑
Quarter ending December 2018	3,209	↑
Variance since December 2017	32.1%	↑



ACTIVITY

Cumulative percentage of contracted UDA delivered 2018 & 2019



Month	Adjusted Scheduled Activity (UDA)	
	2018	2019
April	18	664
May	36	1,626
June	75	2,213
July	1,217	3,519
August	2,180	4,391
September	3,042	5,162
October	3,827	6,356
November	4,626	7,521
December	5,258	8,320
January	5,682	
February	6,573	
March	7,967	
April	8,490	
May	8,492	
June	8,492	

QUALITY

	Quantity	Base Number	Contract	AT	Region	England
% of FP17s for the same patient ID Re-attending within 3 months - Children	288	1,287	22.4%	11.4%	12.3%	11.8%
% of FP17s for the same patient ID Re-attending within 3 months - Adults	421	2,441	17.2%	16.6%	15.8%	15.6%
% of FP17s for the same patient ID Re-attending between 3 & 9 months - Children	547	1,287	42.5%	54.3%	60.1%	58.8%
% of FP17s for the same patient ID Re-attending between 3 & 9 months - Adults	1,050	2,441	43.0%	45.0%	53.3%	51.0%
% of FP17s for Band 1 Urgent Courses	478	3,537	13.5%	11.8%	9.0%	9.0%
% of FP17s Relating to Free Repair or Replacements	63	3,537	1.8%	0.9%	1.0%	0.8%
% of FP17s Relating to Continuations	14	3,537	0.4%	1.2%	1.0%	0.9%
% of Patients satisfied with the dentistry they have received	0	0	N/A	91.0%	93.8%	93.2%
% of Patients satisfied with the time they had to wait for an appointment	0	0	N/A	89.4%	89.4%	88.3%

* This is based on patients treated on this contract for their most recent course of treatment. Figures in italics indicate the base number of FP17s or Patient Questionnaire responses are less than 100. N/A is shown where the base number of responses is less than 10 during the period. % is calculated as Quantity/Base number*100

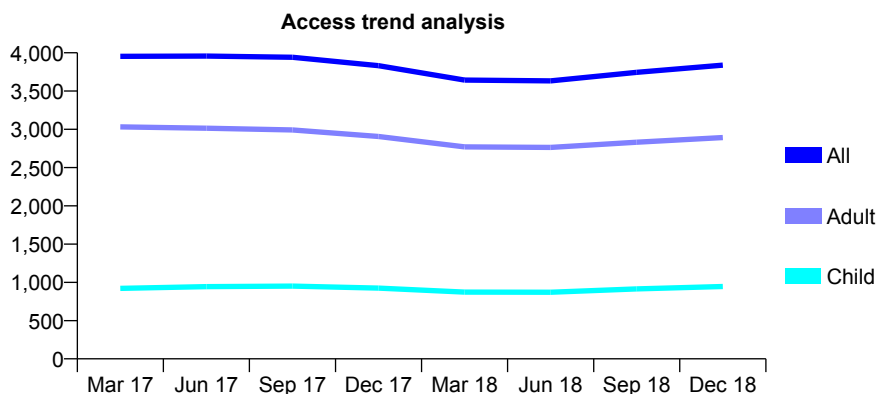
Q48 - Vital Signs At a Glance Contract Report for 126942/0001 - December 2018

Name or company name	Windle House Dental
Contract type name	GDS Contract
Purpose of contract	General
Contract start date	21/03/2013
Contract end date	

18/19 Contracted general activity (UDA)	15,000
Carry forward general activity (UDA)	0
18/19 Contracted orthodontic activity (UOA)	0
Carry forward orthodontic activity (UOA)	0
Baseline contract value	£415,753.23

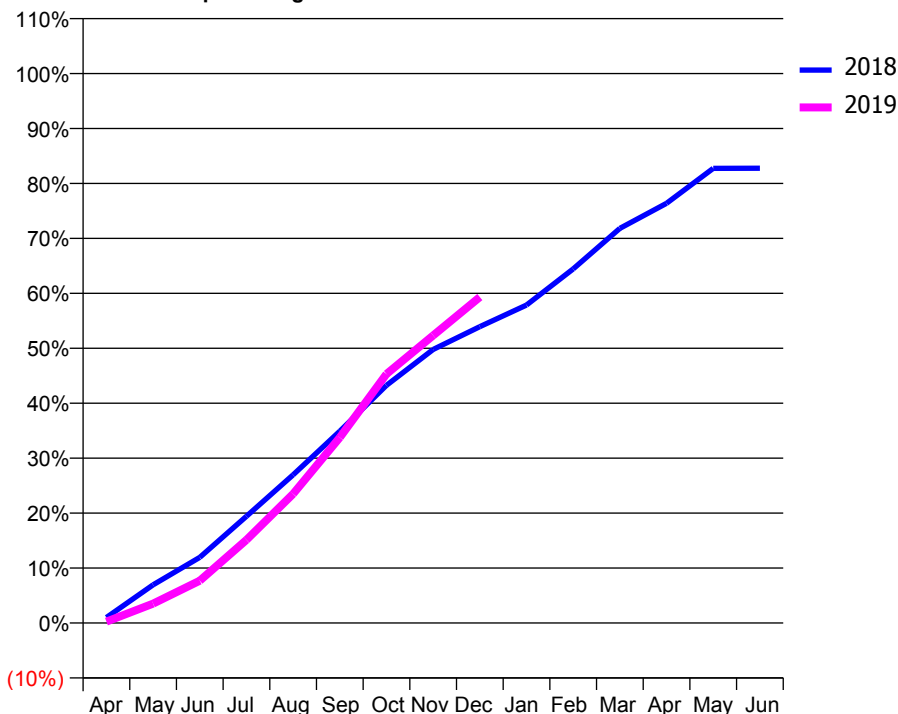
ACCESS*

Patients seen in 24 months	Total	Change since previous quarter
Quarter ending December 2017	3,831	
Quarter ending March 2018	3,643	↓
Quarter ending June 2018	3,633	→
Quarter ending September 2018	3,745	↑
Quarter ending December 2018	3,838	↑
Variance since December 2017	0.2%	→



ACTIVITY

Cumulative percentage of contracted UDA delivered 2018 & 2019



Month	Adjusted Scheduled Activity (UDA)	
	2018	2019
April	151	37
May	1,041	528
June	1,792	1,157
July	2,915	2,269
August	4,046	3,525
September	5,235	5,067
October	6,488	6,797
November	7,467	7,848
December	8,091	8,898
January	8,680	
February	9,666	
March	10,774	
April	11,458	
May	12,411	
June	12,414	

QUALITY

	Quantity	Base Number	Contract	AT	Region	England
% of FP17s for the same patient ID Re-attending within 3 months - Children	114	1,329	8.6%	11.4%	12.3%	11.8%
% of FP17s for the same patient ID Re-attending within 3 months - Adults	368	3,090	11.9%	16.6%	15.8%	15.6%
% of FP17s for the same patient ID Re-attending between 3 & 9 months - Children	723	1,329	54.4%	54.3%	60.1%	58.8%
% of FP17s for the same patient ID Re-attending between 3 & 9 months - Adults	1,474	3,090	47.7%	45.0%	53.3%	51.0%
% of FP17s for Band 1 Urgent Courses	128	3,521	3.6%	11.8%	9.0%	9.0%
% of FP17s Relating to Free Repair or Replacements	41	3,521	1.2%	0.9%	1.0%	0.8%
% of FP17s Relating to Continuations	11	3,521	0.3%	1.2%	1.0%	0.9%
% of Patients satisfied with the dentistry they have received	6	6	N/A	91.0%	93.8%	93.2%
% of Patients satisfied with the time they had to wait for an appointment	6	6	N/A	89.4%	89.4%	88.3%

* This is based on patients treated on this contract for their most recent course of treatment. Figures in italics indicate the base number of FP17s or Patient Questionnaire responses are less than 100. N/A is shown where the base number of responses is less than 10 during the period. % is calculated as Quantity/Base number*100

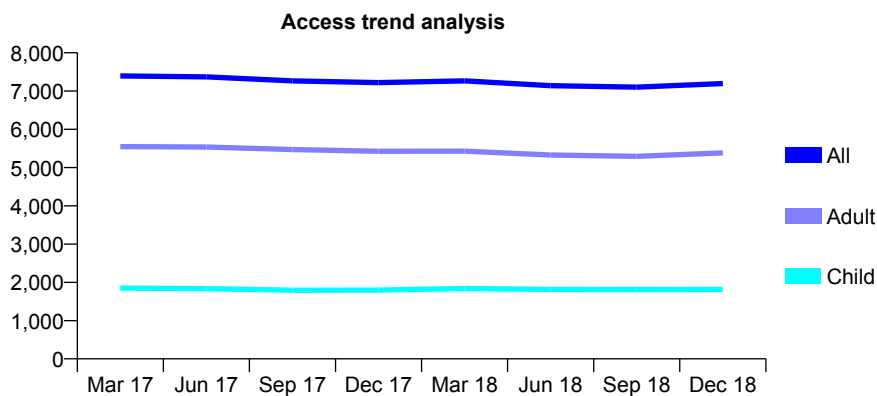
Q48 - Vital Signs At a Glance Contract Report for 127450/0001 - December 2018

Name or company name	The Kirkby Family Dental Centre
Contract type name	GDS Contract
Purpose of contract	General
Contract start date	01/04/2006
Contract end date	

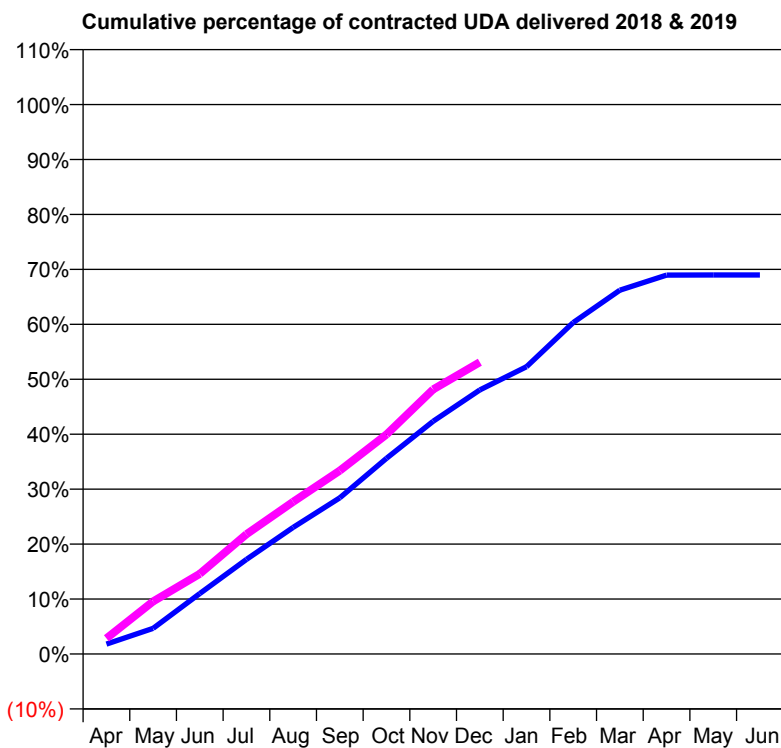
18/19 Contracted general activity (UDA)	31,738
Carry forward general activity (UDA)	0
18/19 Contracted orthodontic activity (UOA)	0
Carry forward orthodontic activity (UOA)	0
Baseline contract value	£836,770.06

ACCESS*

Patients seen in 24 months	Total	Change since previous quarter
Quarter ending December 2017	7,222	
Quarter ending March 2018	7,267	→
Quarter ending June 2018	7,140	↓
Quarter ending September 2018	7,104	→
Quarter ending December 2018	7,198	→
Variance since December 2017	(0.3%)	→



ACTIVITY



Month	Adjusted Scheduled Activity (UDA)	
	2018	2019
April	570	903
May	1,479	3,038
June	3,495	4,636
July	5,463	6,922
August	7,314	8,792
September	9,023	10,595
October	11,303	12,679
November	13,444	15,283
December	15,251	16,852
January	16,593	
February	19,143	
March	21,017	
April	21,887	
May	21,894	
June	21,894	

QUALITY

	Quantity	Base Number	Contract	AT	Region	England
% of FP17s for the same patient ID Re-attending within 3 months - Children	128	1,711	7.5%	11.4%	12.3%	11.8%
% of FP17s for the same patient ID Re-attending within 3 months - Adults	511	4,511	11.3%	16.6%	15.8%	15.6%
% of FP17s for the same patient ID Re-attending between 3 & 9 months - Children	792	1,711	46.3%	54.3%	60.1%	58.8%
% of FP17s for the same patient ID Re-attending between 3 & 9 months - Adults	1,932	4,511	42.8%	45.0%	53.3%	51.0%
% of FP17s for Band 1 Urgent Courses	437	5,901	7.4%	11.8%	9.0%	9.0%
% of FP17s Relating to Free Repair or Replacements	13	5,901	0.2%	0.9%	1.0%	0.8%
% of FP17s Relating to Continuations	3	5,901	0.1%	1.2%	1.0%	0.9%
% of Patients satisfied with the dentistry they have received	3	3	N/A	91.0%	93.8%	93.2%
% of Patients satisfied with the time they had to wait for an appointment	2	3	N/A	89.4%	89.4%	88.3%

* This is based on patients treated on this contract for their most recent course of treatment. Figures in italics indicate the base number of FP17s or Patient Questionnaire responses are less than 100. N/A is shown where the base number of responses is less than 10 during the period. % is calculated as Quantity/Base number*100

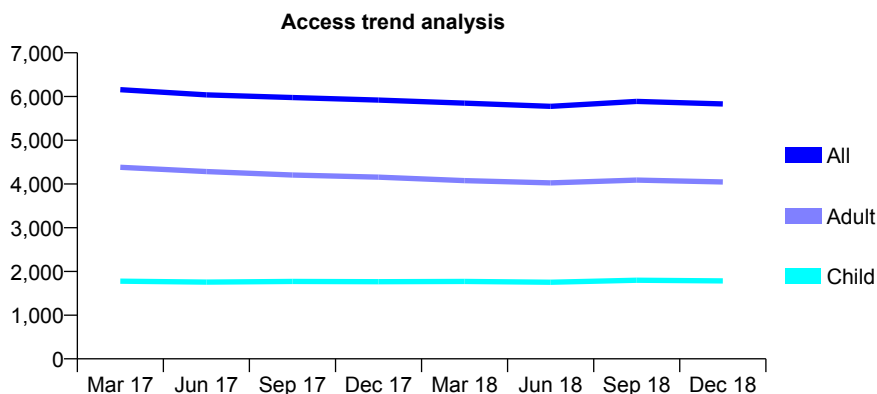
Q48 - Vital Signs At a Glance Contract Report for 128058/0001 - December 2018

Name or company name	The Towerhill Family Dental Centre
Contract type name	GDS Contract
Purpose of contract	General
Contract start date	01/04/2006
Contract end date	

18/19 Contracted general activity (UDA)	21,158
Carry forward general activity (UDA)	0
18/19 Contracted orthodontic activity (UOA)	0
Carry forward orthodontic activity (UOA)	0
Baseline contract value	£557,846.72

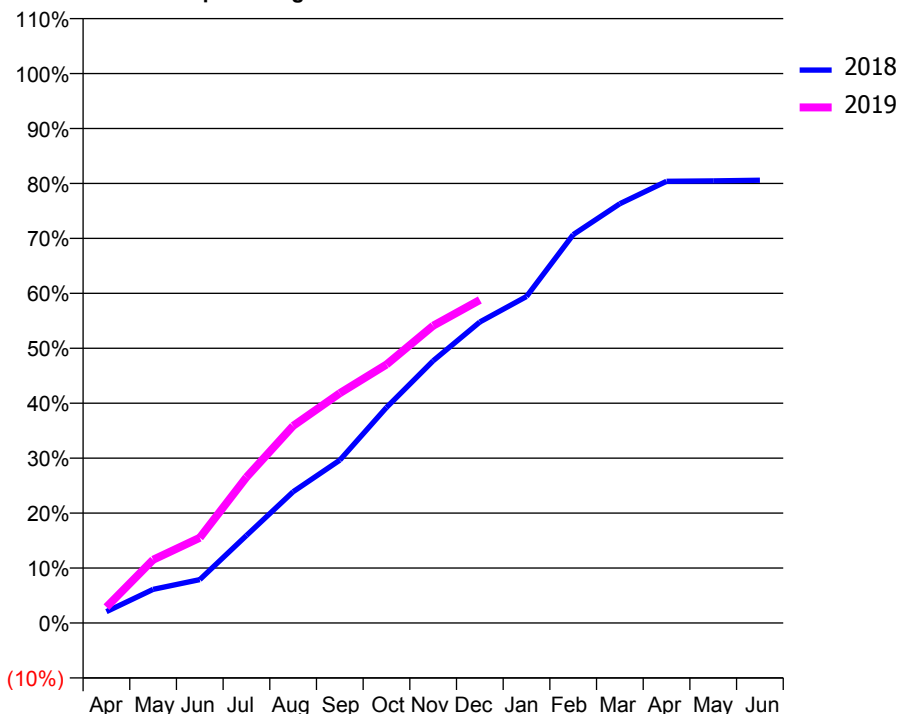
ACCESS*

Patients seen in 24 months	Total	Change since previous quarter
Quarter ending December 2017	5,918	
Quarter ending March 2018	5,849	↓
Quarter ending June 2018	5,775	↓
Quarter ending September 2018	5,887	→
Quarter ending December 2018	5,830	→
Variance since December 2017	(1.5%)	↓



ACTIVITY

Cumulative percentage of contracted UDA delivered 2018 & 2019



Month	Adjusted Scheduled Activity (UDA)	
	2018	2019
April	441	615
May	1,295	2,437
June	1,669	3,286
July	3,373	5,614
August	5,053	7,593
September	6,269	8,848
October	8,297	9,951
November	10,098	11,445
December	11,589	12,436
January	12,572	
February	14,953	
March	16,146	
April	17,006	
May	17,025	
June	17,046	

QUALITY

	Quantity	Base Number	Contract	AT	Region	England
% of FP17s for the same patient ID Re-attending within 3 months - Children	103	1,730	6.0%	11.4%	12.3%	11.8%
% of FP17s for the same patient ID Re-attending within 3 months - Adults	312	3,434	9.1%	16.6%	15.8%	15.6%
% of FP17s for the same patient ID Re-attending between 3 & 9 months - Children	922	1,730	53.3%	54.3%	60.1%	58.8%
% of FP17s for the same patient ID Re-attending between 3 & 9 months - Adults	1,727	3,434	50.3%	45.0%	53.3%	51.0%
% of FP17s for Band 1 Urgent Courses	192	4,848	4.0%	11.8%	9.0%	9.0%
% of FP17s Relating to Free Repair or Replacements	26	4,848	0.5%	0.9%	1.0%	0.8%
% of FP17s Relating to Continuations	27	4,848	0.6%	1.2%	1.0%	0.9%
% of Patients satisfied with the dentistry they have received	2	2	N/A	91.0%	93.8%	93.2%
% of Patients satisfied with the time they had to wait for an appointment	2	2	N/A	89.4%	89.4%	88.3%

* This is based on patients treated on this contract for their most recent course of treatment. Figures in italics indicate the base number of FP17s or Patient Questionnaire responses are less than 100. N/A is shown where the base number of responses is less than 10 during the period. % is calculated as Quantity/Base number*100

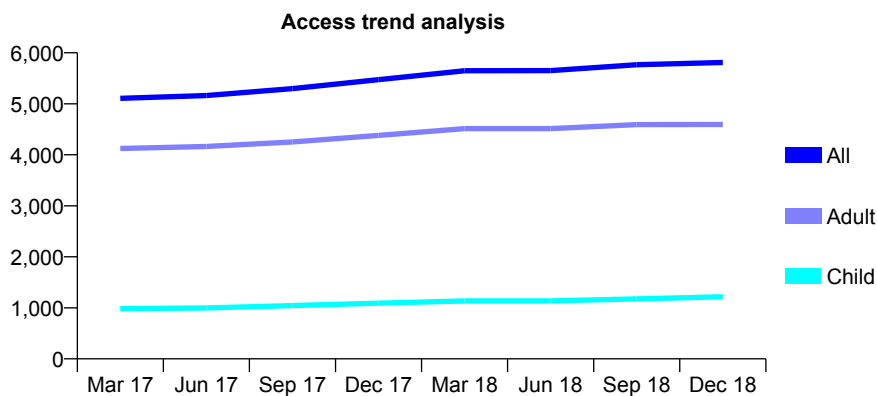
Q48 - Vital Signs At a Glance Contract Report for 131571/0001 - December 2018

Name or company name	Northway Dental Limited
Contract type name	GDS Contract
Purpose of contract	General
Contract start date	01/05/2014
Contract end date	

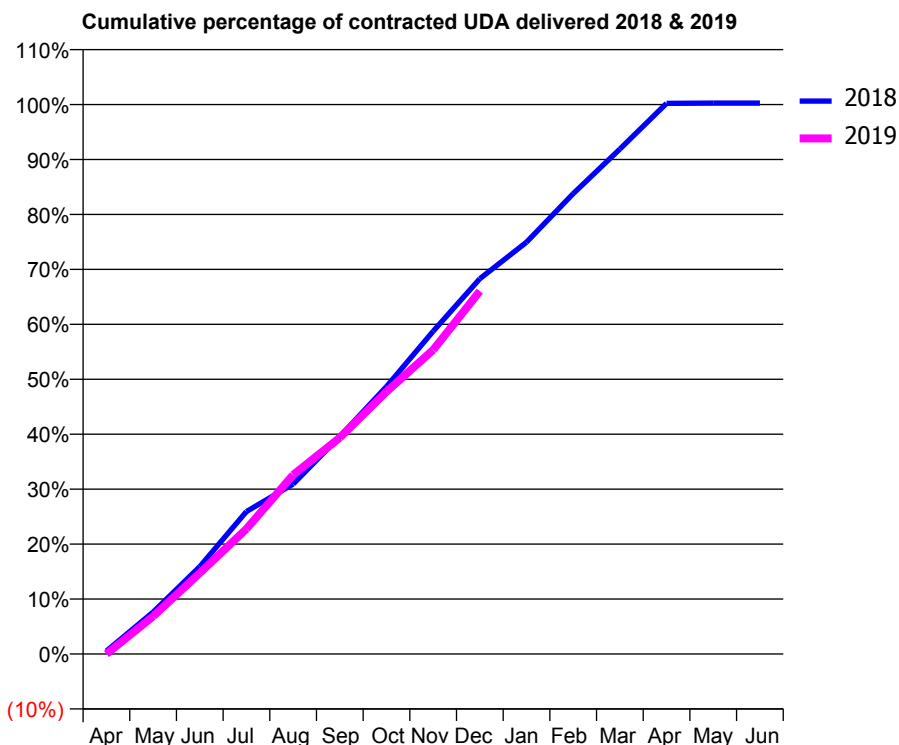
18/19 Contracted general activity (UDA)	13,869
Carry forward general activity (UDA)	0
18/19 Contracted orthodontic activity (UOA)	0
Carry forward orthodontic activity (UOA)	0
Baseline contract value	£430,406.70

ACCESS*

Patients seen in 24 months	Total	Change since previous quarter
Quarter ending December 2017	5,472	
Quarter ending March 2018	5,649	↑
Quarter ending June 2018	5,651	→
Quarter ending September 2018	5,767	↑
Quarter ending December 2018	5,811	→
Variance since December 2017	6.2%	↑



ACTIVITY



Month	Adjusted Scheduled Activity (UDA)	
	2018	2019
April	77	0
May	1,059	951
June	2,207	2,044
July	3,598	3,158
August	4,288	4,522
September	5,492	5,460
October	6,751	6,622
November	8,145	7,676
December	9,472	9,159
January	10,396	
February	11,618	
March	12,744	
April	13,897	
May	13,906	
June	13,906	

QUALITY

	Quantity	Base Number	Contract	AT	Region	England
% of FP17s for the same patient ID Re-attending within 3 months - Children	89	1,383	6.4%	11.4%	12.3%	11.8%
% of FP17s for the same patient ID Re-attending within 3 months - Adults	521	3,897	13.4%	16.6%	15.8%	15.6%
% of FP17s for the same patient ID Re-attending between 3 & 9 months - Children	760	1,383	55.0%	54.3%	60.1%	58.8%
% of FP17s for the same patient ID Re-attending between 3 & 9 months - Adults	1,360	3,897	34.9%	45.0%	53.3%	51.0%
% of FP17s for Band 1 Urgent Courses	324	3,765	8.6%	11.8%	9.0%	9.0%
% of FP17s Relating to Free Repair or Replacements	81	3,765	2.2%	0.9%	1.0%	0.8%
% of FP17s Relating to Continuations	79	3,765	2.1%	1.2%	1.0%	0.9%
% of Patients satisfied with the dentistry they have received	1	2	N/A	91.0%	93.8%	93.2%
% of Patients satisfied with the time they had to wait for an appointment	1	2	N/A	89.4%	89.4%	88.3%

* This is based on patients treated on this contract for their most recent course of treatment. Figures in italics indicate the base number of FP17s or Patient Questionnaire responses are less than 100. N/A is shown where the base number of responses is less than 10 during the period. % is calculated as Quantity/Base number*100

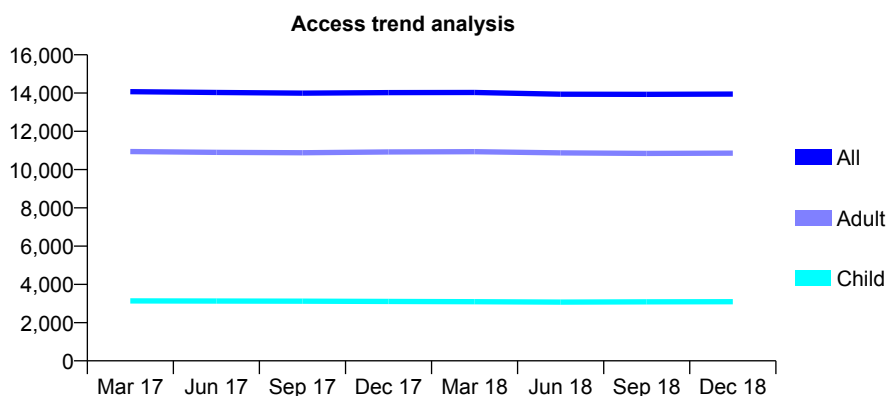
Q48 - Vital Signs At a Glance Contract Report for 131938/0001 - December 2018

Name or company name	Newtown (no 1) Ltd
Contract type name	GDS Contract
Purpose of contract	General
Contract start date	01/04/2009
Contract end date	

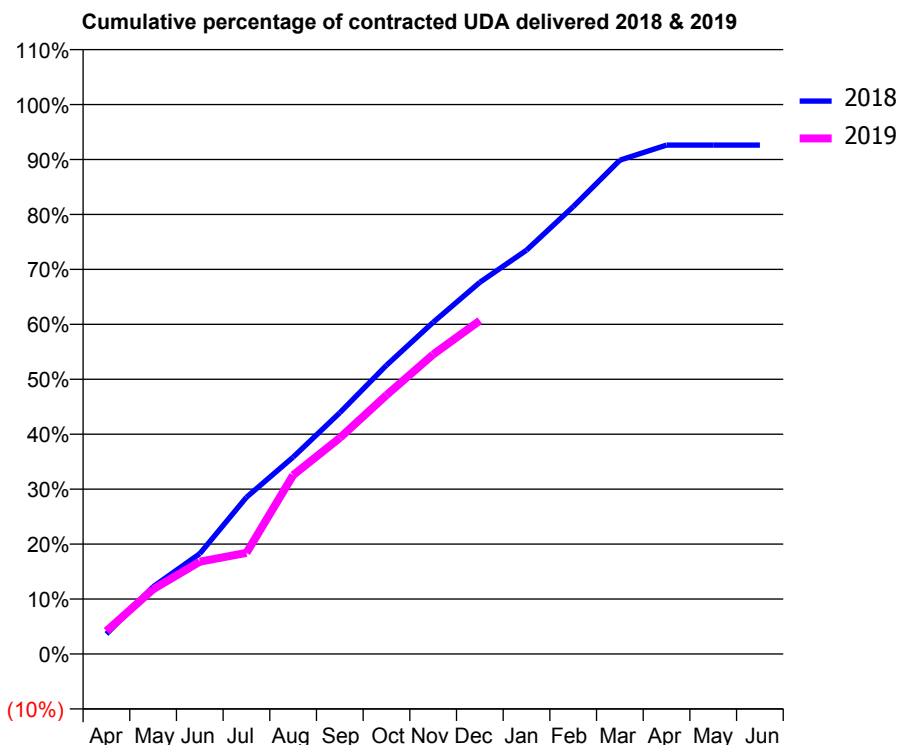
18/19 Contracted general activity (UDA)	49,700
Carry forward general activity (UDA)	0
18/19 Contracted orthodontic activity (UOA)	0
Carry forward orthodontic activity (UOA)	0
Baseline contract value	£1,265,704.21

ACCESS*

Patients seen in 24 months	Total	Change since previous quarter
Quarter ending December 2017	14,027	
Quarter ending March 2018	14,031	→
Quarter ending June 2018	13,937	→
Quarter ending September 2018	13,931	→
Quarter ending December 2018	13,949	→
Variance since December 2017	(0.6%)	→



ACTIVITY



Month	Adjusted Scheduled Activity (UDA)	
	2018	2019
April	1,819	2,086
May	6,082	5,851
June	9,072	8,346
July	14,179	9,154
August	17,802	16,178
September	21,826	19,546
October	26,123	23,414
November	29,995	27,091
December	33,620	30,155
January	36,524	
February	40,458	
March	44,668	
April	46,025	
May	46,032	
June	46,034	

QUALITY

	Quantity	Base Number	Contract	AT	Region	England
% of FP17s for the same patient ID Re-attending within 3 months - Children	424	4,693	9.0%	11.4%	12.3%	11.8%
% of FP17s for the same patient ID Re-attending within 3 months - Adults	1,595	12,176	13.1%	16.6%	15.8%	15.6%
% of FP17s for the same patient ID Re-attending between 3 & 9 months - Children	3,473	4,693	74.0%	54.3%	60.1%	58.8%
% of FP17s for the same patient ID Re-attending between 3 & 9 months - Adults	7,677	12,176	63.1%	45.0%	53.3%	51.0%
% of FP17s for Band 1 Urgent Courses	795	16,178	4.9%	11.8%	9.0%	9.0%
% of FP17s Relating to Free Repair or Replacements	247	16,178	1.5%	0.9%	1.0%	0.8%
% of FP17s Relating to Continuations	208	16,178	1.3%	1.2%	1.0%	0.9%
% of Patients satisfied with the dentistry they have received	10	11	90.9%	91.0%	93.8%	93.2%
% of Patients satisfied with the time they had to wait for an appointment	11	11	100.0%	89.4%	89.4%	88.3%

* This is based on patients treated on this contract for their most recent course of treatment. Figures in italics indicate the base number of FP17s or Patient Questionnaire responses are less than 100. N/A is shown where the base number of responses is less than 10 during the period. % is calculated as Quantity/Base number*100

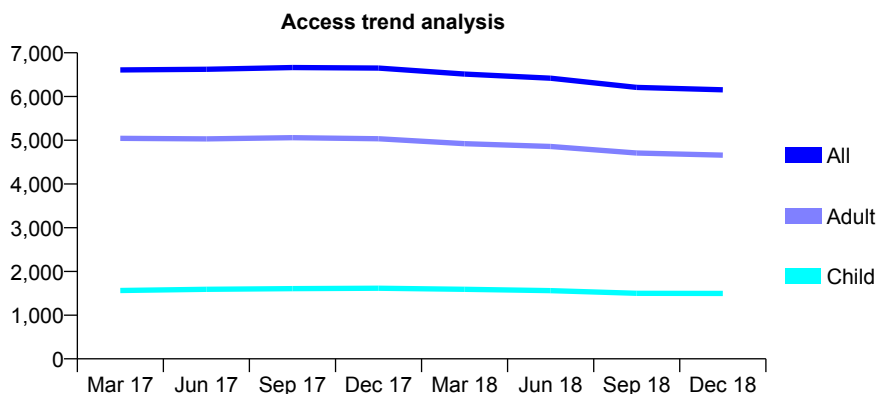
Q48 - Vital Signs At a Glance Contract Report for 136395/0001 - December 2018

Name or company name	IDH 437 Ltd
Contract type name	GDS Contract
Purpose of contract	General
Contract start date	01/05/2010
Contract end date	

18/19 Contracted general activity (UDA)	22,500
Carry forward general activity (UDA)	0
18/19 Contracted orthodontic activity (UOA)	0
Carry forward orthodontic activity (UOA)	0
Baseline contract value	£529,625.70

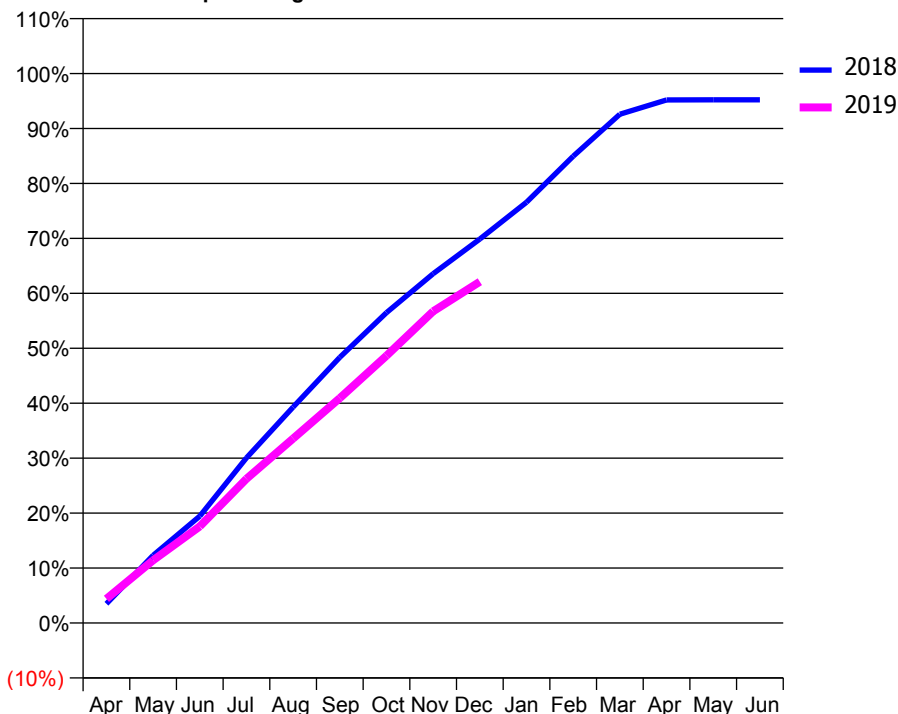
ACCESS*

Patients seen in 24 months	Total	Change since previous quarter
Quarter ending December 2017	6,650	
Quarter ending March 2018	6,512	↓
Quarter ending June 2018	6,418	↓
Quarter ending September 2018	6,209	↓
Quarter ending December 2018	6,155	→
Variance since December 2017	(7.4%)	↓



ACTIVITY

Cumulative percentage of contracted UDA delivered 2018 & 2019



Month	Adjusted Scheduled Activity (UDA)	
	2018	2019
April	788	989
May	2,770	2,571
June	4,376	3,957
July	6,760	5,908
August	8,842	7,556
September	10,877	9,207
October	12,707	10,947
November	14,302	12,764
December	15,721	13,975
January	17,227	
February	19,114	
March	20,831	
April	21,419	
May	21,422	
June	21,423	

QUALITY

	Quantity	Base Number	Contract	AT	Region	England
% of FP17s for the same patient ID Re-attending within 3 months - Children	97	1,375	7.1%	11.4%	12.3%	11.8%
% of FP17s for the same patient ID Re-attending within 3 months - Adults	453	3,620	12.5%	16.6%	15.8%	15.6%
% of FP17s for the same patient ID Re-attending between 3 & 9 months - Children	698	1,375	50.8%	54.3%	60.1%	58.8%
% of FP17s for the same patient ID Re-attending between 3 & 9 months - Adults	1,395	3,620	38.5%	45.0%	53.3%	51.0%
% of FP17s for Band 1 Urgent Courses	258	4,770	5.4%	11.8%	9.0%	9.0%
% of FP17s Relating to Free Repair or Replacements	27	4,770	0.6%	0.9%	1.0%	0.8%
% of FP17s Relating to Continuations	123	4,770	2.6%	1.2%	1.0%	0.9%
% of Patients satisfied with the dentistry they have received	2	2	N/A	91.0%	93.8%	93.2%
% of Patients satisfied with the time they had to wait for an appointment	2	2	N/A	89.4%	89.4%	88.3%

* This is based on patients treated on this contract for their most recent course of treatment. Figures in italics indicate the base number of FP17s or Patient Questionnaire responses are less than 100. N/A is shown where the base number of responses is less than 10 during the period. % is calculated as Quantity/Base number*100

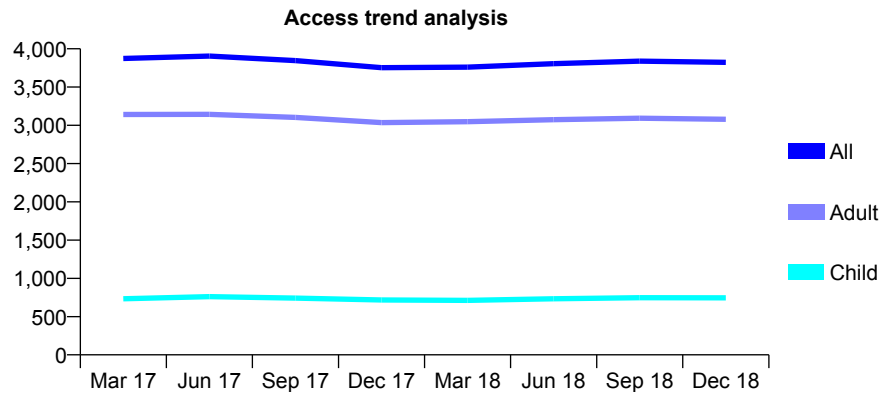
Q48 - Vital Signs At a Glance Contract Report for 136786/0001 - December 2018

Name or company name	Low House Dental Care
Contract type name	GDS Contract
Purpose of contract	General
Contract start date	01/04/2011
Contract end date	

18/19 Contracted general activity (UDA)	17,000
Carry forward general activity (UDA)	0
18/19 Contracted orthodontic activity (UOA)	0
Carry forward orthodontic activity (UOA)	0
Baseline contract value	£432,234.45

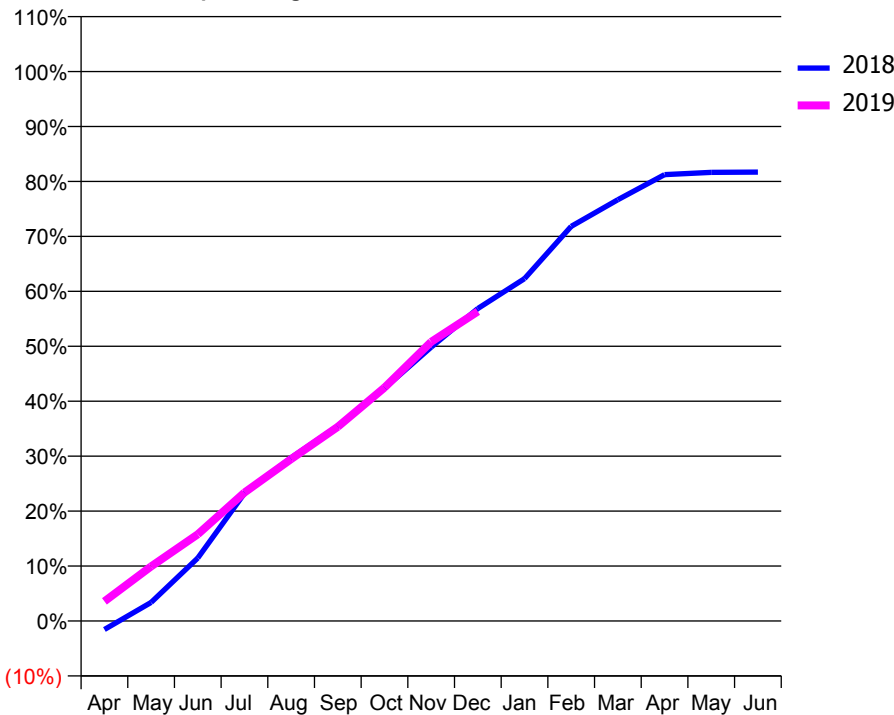
ACCESS*

Patients seen in 24 months	Total	Change since previous quarter
Quarter ending December 2017	3,754	
Quarter ending March 2018	3,760	→
Quarter ending June 2018	3,806	→
Quarter ending September 2018	3,839	→
Quarter ending December 2018	3,823	→
Variance since December 2017	1.8%	→



ACTIVITY

Cumulative percentage of contracted UDA delivered 2018 & 2019



Month	Adjusted Scheduled Activity (UDA)	
	2018	2019
April	-267	607
May	576	1,688
June	1,949	2,683
July	3,951	3,973
August	5,053	5,010
September	6,028	6,009
October	7,201	7,222
November	8,470	8,638
December	9,668	9,577
January	10,593	
February	12,208	
March	13,035	
April	13,809	
May	13,881	
June	13,887	

QUALITY

	Quantity	Base Number	Contract	AT	Region	England
% of FP17s for the same patient ID Re-attending within 3 months - Children	64	836	7.7%	11.4%	12.3%	11.8%
% of FP17s for the same patient ID Re-attending within 3 months - Adults	323	3,067	10.5%	16.6%	15.8%	15.6%
% of FP17s for the same patient ID Re-attending between 3 & 9 months - Children	442	836	52.9%	54.3%	60.1%	58.8%
% of FP17s for the same patient ID Re-attending between 3 & 9 months - Adults	1,609	3,067	52.5%	45.0%	53.3%	51.0%
% of FP17s for Band 1 Urgent Courses	89	3,614	2.5%	11.8%	9.0%	9.0%
% of FP17s Relating to Free Repair or Replacements	28	3,614	0.8%	0.9%	1.0%	0.8%
% of FP17s Relating to Continuations	27	3,614	0.7%	1.2%	1.0%	0.9%
% of Patients satisfied with the dentistry they have received	6	6	N/A	91.0%	93.8%	93.2%
% of Patients satisfied with the time they had to wait for an appointment	6	6	N/A	89.4%	89.4%	88.3%

* This is based on patients treated on this contract for their most recent course of treatment. Figures in italics indicate the base number of FP17s or Patient Questionnaire responses are less than 100. N/A is shown where the base number of responses is less than 10 during the period. % is calculated as Quantity/Base number*100

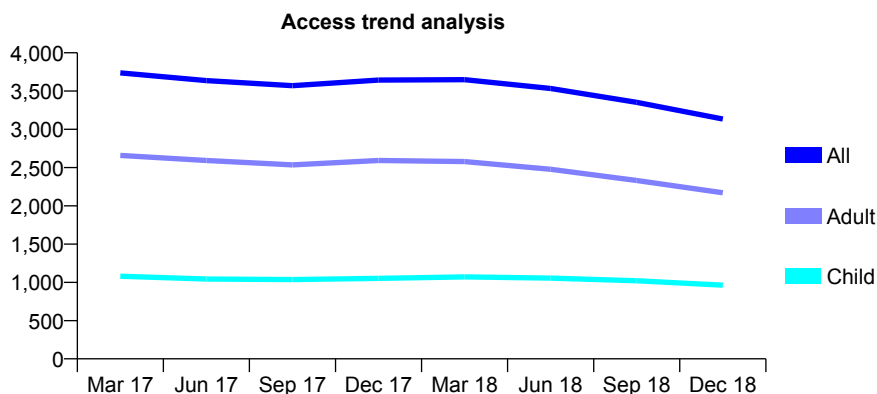
Q48 - Vital Signs At a Glance Contract Report for 137847/0001 - December 2018

Name or company name	North Huyton Dental Practice
Contract type name	GDS Contract
Purpose of contract	General
Contract start date	01/03/2013
Contract end date	

18/19 Contracted general activity (UDA)	13,000
Carry forward general activity (UDA)	0
18/19 Contracted orthodontic activity (UOA)	0
Carry forward orthodontic activity (UOA)	0
Baseline contract value	£341,742.87

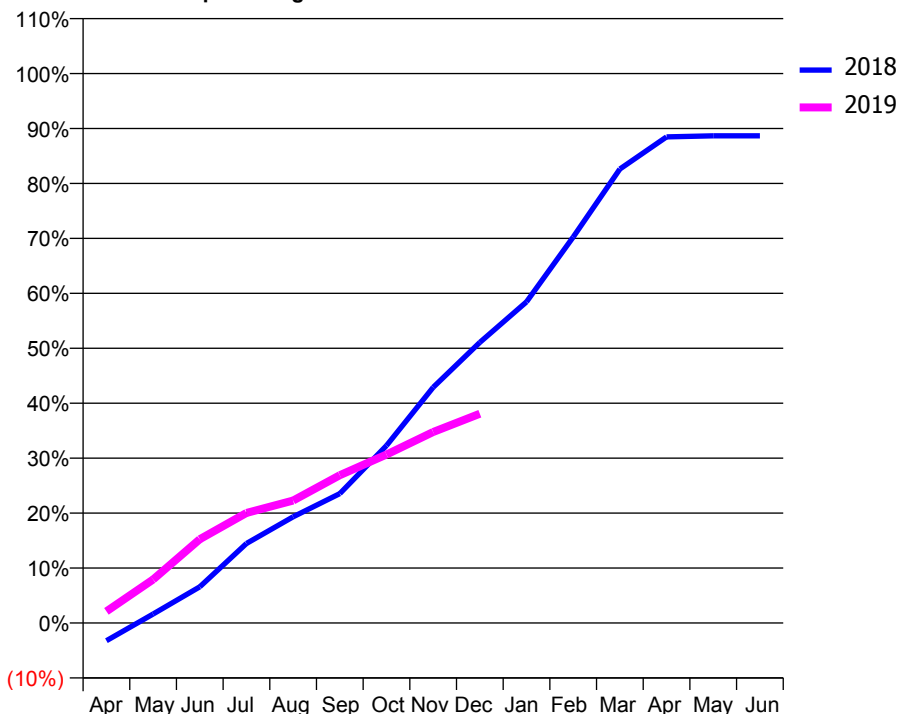
ACCESS*

Patients seen in 24 months	Total	Change since previous quarter
Quarter ending December 2017	3,644	
Quarter ending March 2018	3,649	→
Quarter ending June 2018	3,534	↓
Quarter ending September 2018	3,352	↓
Quarter ending December 2018	3,134	↓
Variance since December 2017	(14.0%)	↓



ACTIVITY

Cumulative percentage of contracted UDA delivered 2018 & 2019



Month	Adjusted Scheduled Activity (UDA)	
	2018	2019
April	-421	275
May	212	1,031
June	856	1,983
July	1,880	2,605
August	2,514	2,899
September	3,060	3,498
October	4,199	3,986
November	5,577	4,518
December	6,640	4,952
January	7,599	
February	9,130	
March	10,739	
April	11,500	
May	11,527	
June	11,527	

QUALITY

	Quantity	Base Number	Contract	AT	Region	England
% of FP17s for the same patient ID Re-attending within 3 months - Children	69	636	10.8%	11.4%	12.3%	11.8%
% of FP17s for the same patient ID Re-attending within 3 months - Adults	296	1,279	23.1%	16.6%	15.8%	15.6%
% of FP17s for the same patient ID Re-attending between 3 & 9 months - Children	242	636	38.1%	54.3%	60.1%	58.8%
% of FP17s for the same patient ID Re-attending between 3 & 9 months - Adults	483	1,279	37.8%	45.0%	53.3%	51.0%
% of FP17s for Band 1 Urgent Courses	120	1,694	7.1%	11.8%	9.0%	9.0%
% of FP17s Relating to Free Repair or Replacements	23	1,694	1.4%	0.9%	1.0%	0.8%
% of FP17s Relating to Continuations	27	1,694	1.6%	1.2%	1.0%	0.9%
% of Patients satisfied with the dentistry they have received	0	1	N/A	91.0%	93.8%	93.2%
% of Patients satisfied with the time they had to wait for an appointment	0	1	N/A	89.4%	89.4%	88.3%

* This is based on patients treated on this contract for their most recent course of treatment. Figures in italics indicate the base number of FP17s or Patient Questionnaire responses are less than 100. N/A is shown where the base number of responses is less than 10 during the period. % is calculated as Quantity/Base number*100

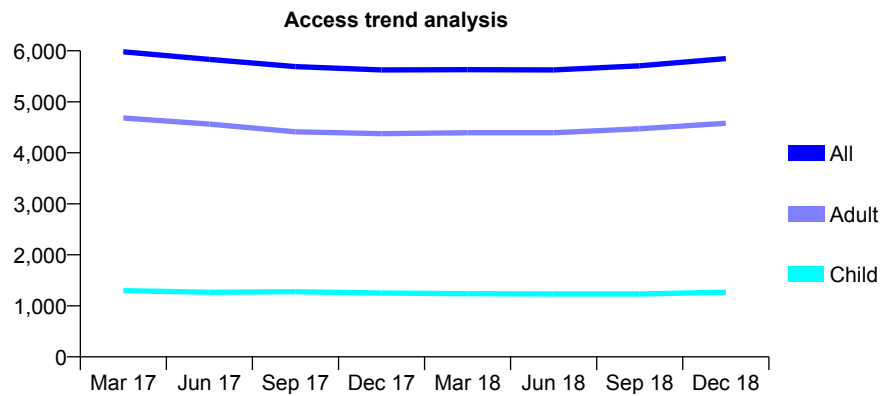
Q48 - Vital Signs At a Glance Contract Report for 138568/0001 - December 2018

Name or company name	Farnworth Dental
Contract type name	GDS Contract
Purpose of contract	General
Contract start date	01/05/2014
Contract end date	

18/19 Contracted general activity (UDA)	17,598
Carry forward general activity (UDA)	193
18/19 Contracted orthodontic activity (UOA)	0
Carry forward orthodontic activity (UOA)	0
Baseline contract value	£524,057.54

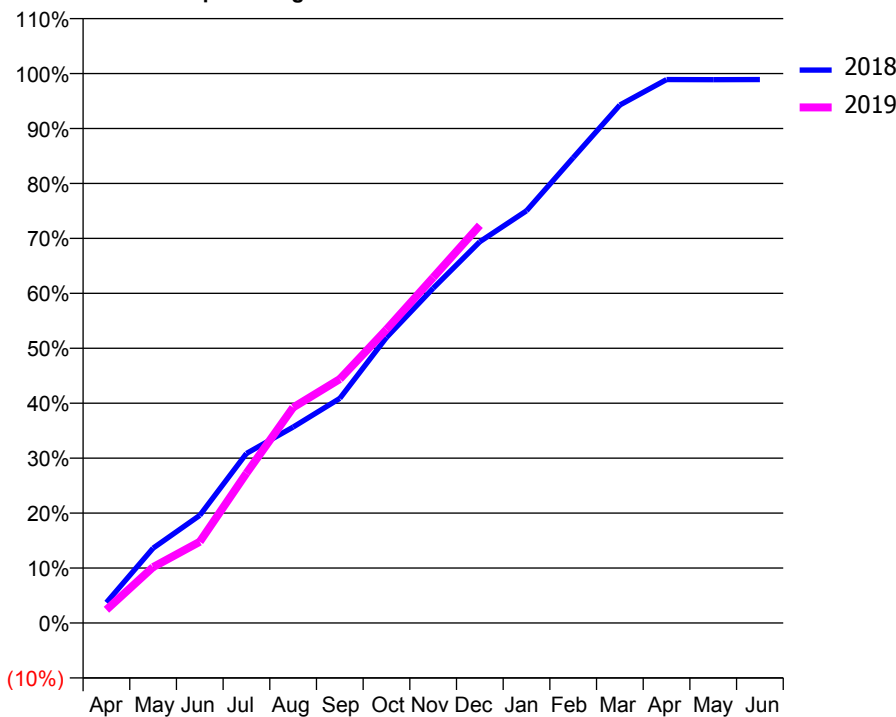
ACCESS*

Patients seen in 24 months	Total	Change since previous quarter
Quarter ending December 2017	5,626	
Quarter ending March 2018	5,631	→
Quarter ending June 2018	5,626	→
Quarter ending September 2018	5,705	→
Quarter ending December 2018	5,846	↑
Variance since December 2017	3.9%	↑



ACTIVITY

Cumulative percentage of contracted UDA delivered 2018 & 2019



Month	Adjusted Scheduled Activity (UDA)	
	2018	2019
April	657	424
May	2,397	1,792
June	3,450	2,603
July	5,430	4,797
August	6,277	6,901
September	7,195	7,813
October	9,144	9,401
November	10,721	11,066
December	12,211	12,736
January	13,201	
February	14,901	
March	16,590	
April	17,404	
May	17,402	
June	17,405	

QUALITY

	Quantity	Base Number	Contract	AT	Region	England
% of FP17s for the same patient ID Re-attending within 3 months - Children	151	1,536	9.8%	11.4%	12.3%	11.8%
% of FP17s for the same patient ID Re-attending within 3 months - Adults	631	5,183	12.2%	16.6%	15.8%	15.6%
% of FP17s for the same patient ID Re-attending between 3 & 9 months - Children	968	1,536	63.0%	54.3%	60.1%	58.8%
% of FP17s for the same patient ID Re-attending between 3 & 9 months - Adults	3,165	5,183	61.1%	45.0%	53.3%	51.0%
% of FP17s for Band 1 Urgent Courses	225	6,359	3.5%	11.8%	9.0%	9.0%
% of FP17s Relating to Free Repair or Replacements	58	6,359	0.9%	0.9%	1.0%	0.8%
% of FP17s Relating to Continuations	58	6,359	0.9%	1.2%	1.0%	0.9%
% of Patients satisfied with the dentistry they have received	12	14	85.7%	91.0%	93.8%	93.2%
% of Patients satisfied with the time they had to wait for an appointment	13	14	92.9%	89.4%	89.4%	88.3%

* This is based on patients treated on this contract for their most recent course of treatment. Figures in italics indicate the base number of FP17s or Patient Questionnaire responses are less than 100. N/A is shown where the base number of responses is less than 10 during the period. % is calculated as Quantity/Base number*100

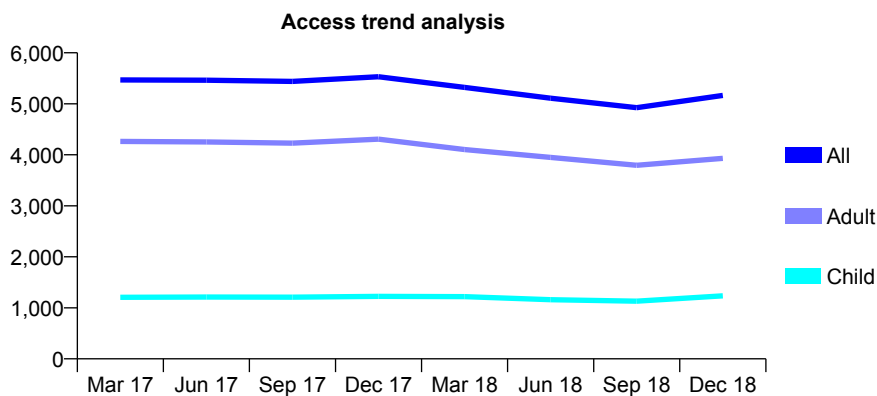
Q48 - Vital Signs At a Glance Contract Report for 139394/0001 - December 2018

Name or company name	Garston Dental Surgery
Contract type name	GDS Contract
Purpose of contract	General
Contract start date	02/07/2012
Contract end date	

18/19 Contracted general activity (UDA)	19,133
Carry forward general activity (UDA)	240
18/19 Contracted orthodontic activity (UOA)	0
Carry forward orthodontic activity (UOA)	0
Baseline contract value	£501,943.74

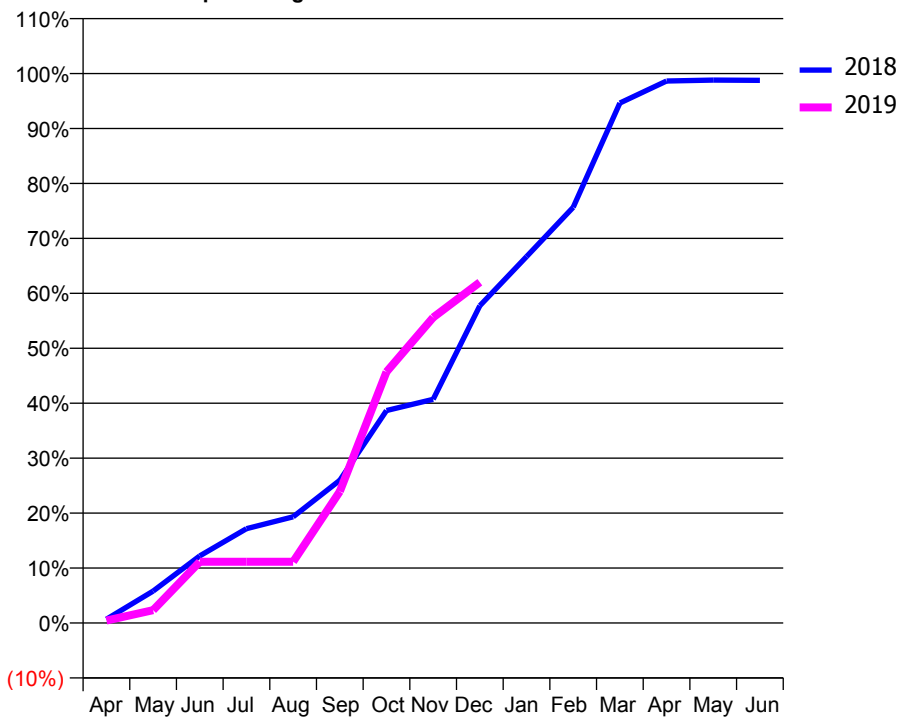
ACCESS*

Patients seen in 24 months	Total	Change since previous quarter
Quarter ending December 2017	5,532	
Quarter ending March 2018	5,321	↓
Quarter ending June 2018	5,110	↓
Quarter ending September 2018	4,925	↓
Quarter ending December 2018	5,166	↑
Variance since December 2017	(6.6%)	↓



ACTIVITY

Cumulative percentage of contracted UDA delivered 2018 & 2019



Month	Adjusted Scheduled Activity (UDA)	
	2018	2019
April	131	84
May	1,113	447
June	2,337	2,135
July	3,284	2,135
August	3,700	2,135
September	4,969	4,582
October	7,397	8,747
November	7,789	10,642
December	11,048	11,867
January	12,759	
February	14,475	
March	18,105	
April	18,872	
May	18,906	
June	18,893	

QUALITY

	Quantity	Base Number	Contract	AT	Region	England
% of FP17s for the same patient ID Re-attending within 3 months - Children	120	1,362	8.8%	11.4%	12.3%	11.8%
% of FP17s for the same patient ID Re-attending within 3 months - Adults	546	3,643	15.0%	16.6%	15.8%	15.6%
% of FP17s for the same patient ID Re-attending between 3 & 9 months - Children	704	1,362	51.7%	54.3%	60.1%	58.8%
% of FP17s for the same patient ID Re-attending between 3 & 9 months - Adults	1,702	3,643	46.7%	45.0%	53.3%	51.0%
% of FP17s for Band 1 Urgent Courses	554	4,793	11.6%	11.8%	9.0%	9.0%
% of FP17s Relating to Free Repair or Replacements	51	4,793	1.1%	0.9%	1.0%	0.8%
% of FP17s Relating to Continuations	27	4,793	0.6%	1.2%	1.0%	0.9%
% of Patients satisfied with the dentistry they have received	1	1	N/A	91.0%	93.8%	93.2%
% of Patients satisfied with the time they had to wait for an appointment	1	1	N/A	89.4%	89.4%	88.3%

* This is based on patients treated on this contract for their most recent course of treatment. Figures in italics indicate the base number of FP17s or Patient Questionnaire responses are less than 100. N/A is shown where the base number of responses is less than 10 during the period. % is calculated as Quantity/Base number*100

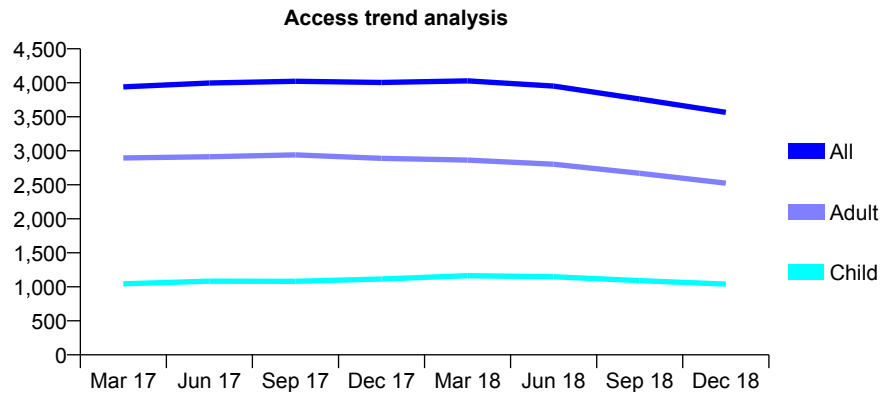
Q48 - Vital Signs At a Glance Contract Report for 140287/0001 - December 2018

Name or company name	Smile Clinic UK Ltd
Contract type name	GDS Contract
Purpose of contract	General
Contract start date	01/10/2009
Contract end date	

18/19 Contracted general activity (UDA)	15,360
Carry forward general activity (UDA)	0
18/19 Contracted orthodontic activity (UOA)	0
Carry forward orthodontic activity (UOA)	0
Baseline contract value	£478,140.48

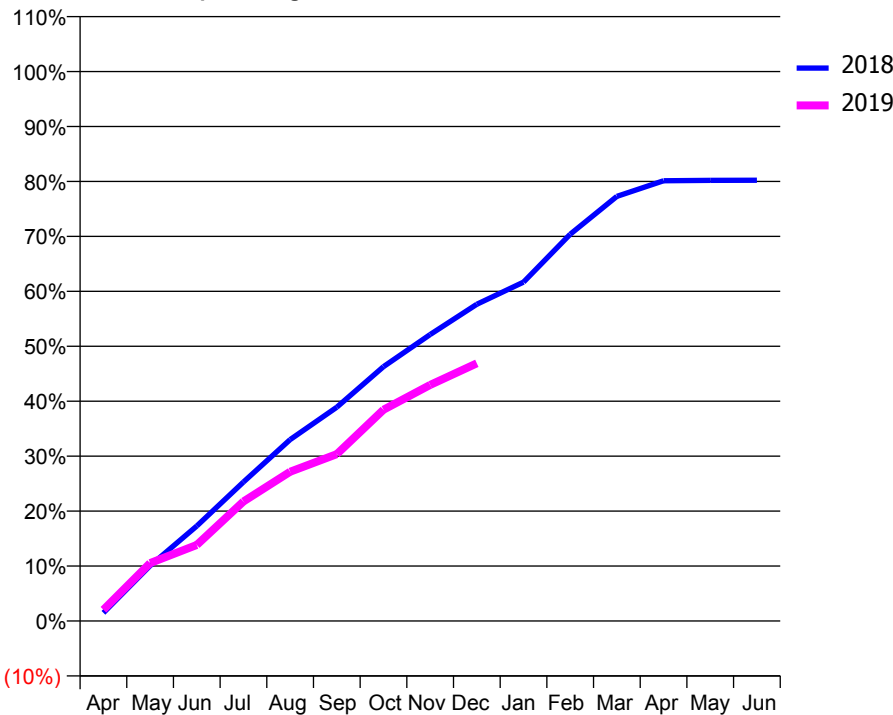
ACCESS*

Patients seen in 24 months	Total	Change since previous quarter
Quarter ending December 2017	4,004	
Quarter ending March 2018	4,028	→
Quarter ending June 2018	3,952	↓
Quarter ending September 2018	3,761	↓
Quarter ending December 2018	3,565	↓
Variance since December 2017	(11.0%)	↓



ACTIVITY

Cumulative percentage of contracted UDA delivered 2018 & 2019



Month	2018	2019
April	228	314
May	1,545	1,619
June	2,657	2,125
July	3,886	3,340
August	5,069	4,175
September	5,978	4,666
October	7,111	5,905
November	8,009	6,599
December	8,853	7,204
January	9,475	
February	10,812	
March	11,868	
April	12,304	
May	12,316	
June	12,322	

QUALITY

	Quantity	Base Number	Contract	AT	Region	England
% of FP17s for the same patient ID Re-attending within 3 months - Children	113	997	11.3%	11.4%	12.3%	11.8%
% of FP17s for the same patient ID Re-attending within 3 months - Adults	393	2,075	18.9%	16.6%	15.8%	15.6%
% of FP17s for the same patient ID Re-attending between 3 & 9 months - Children	442	997	44.3%	54.3%	60.1%	58.8%
% of FP17s for the same patient ID Re-attending between 3 & 9 months - Adults	807	2,075	38.9%	45.0%	53.3%	51.0%
% of FP17s for Band 1 Urgent Courses	459	2,886	15.9%	11.8%	9.0%	9.0%
% of FP17s Relating to Free Repair or Replacements	21	2,886	0.7%	0.9%	1.0%	0.8%
% of FP17s Relating to Continuations	78	2,886	2.7%	1.2%	1.0%	0.9%
% of Patients satisfied with the dentistry they have received	0	0	N/A	91.0%	93.8%	93.2%
% of Patients satisfied with the time they had to wait for an appointment	0	0	N/A	89.4%	89.4%	88.3%

* This is based on patients treated on this contract for their most recent course of treatment. Figures in italics indicate the base number of FP17s or Patient Questionnaire responses are less than 100. N/A is shown where the base number of responses is less than 10 during the period. % is calculated as Quantity/Base number*100

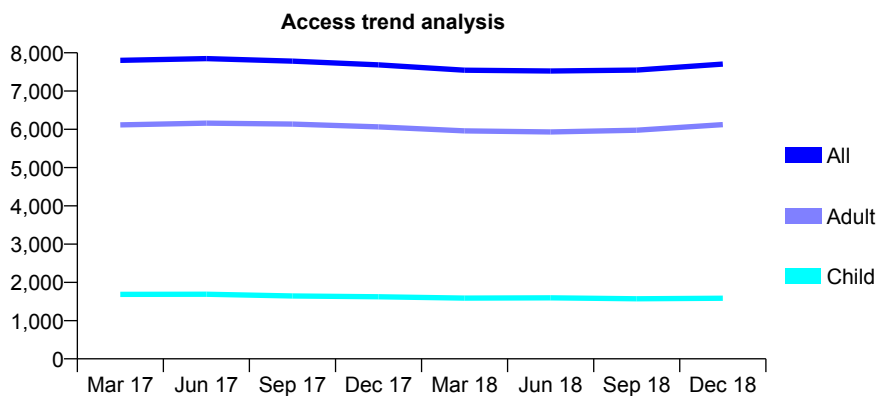
Q48 - Vital Signs At a Glance Contract Report for 141119/0001 - December 2018

Name or company name	Churchtown Dental Practice
Contract type name	GDS Contract
Purpose of contract	General
Contract start date	30/05/2012
Contract end date	

18/19 Contracted general activity (UDA)	23,442
Carry forward general activity (UDA)	0
18/19 Contracted orthodontic activity (UOA)	0
Carry forward orthodontic activity (UOA)	0
Baseline contract value	£732,979.94

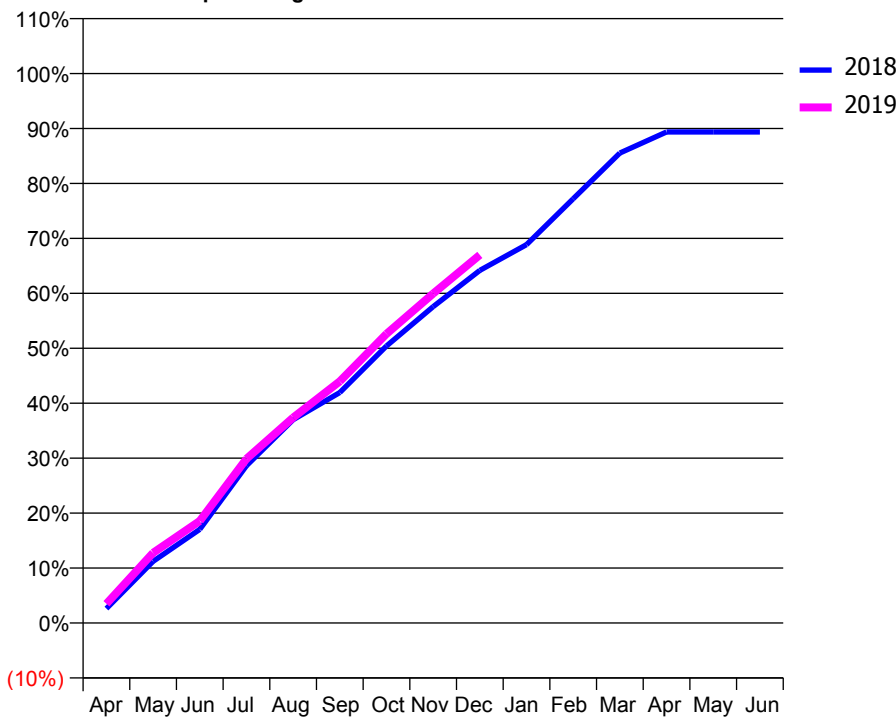
ACCESS*

Patients seen in 24 months	Total	Change since previous quarter
Quarter ending December 2017	7,686	
Quarter ending March 2018	7,546	↓
Quarter ending June 2018	7,525	→
Quarter ending September 2018	7,550	→
Quarter ending December 2018	7,706	↑
Variance since December 2017	0.3%	→



ACTIVITY

Cumulative percentage of contracted UDA delivered 2018 & 2019



Month	Adjusted Scheduled Activity (UDA)	
	2018	2019
April	616	820
May	2,632	2,997
June	3,999	4,355
July	6,711	7,004
August	8,670	8,761
September	9,835	10,308
October	11,818	12,335
November	13,494	14,052
December	15,042	15,702
January	16,141	
February	18,100	
March	20,051	
April	20,950	
May	20,949	
June	20,950	

QUALITY

	Quantity	Base Number	Contract	AT	Region	England
% of FP17s for the same patient ID Re-attending within 3 months - Children	176	2,029	8.7%	11.4%	12.3%	11.8%
% of FP17s for the same patient ID Re-attending within 3 months - Adults	1,088	6,331	17.2%	16.6%	15.8%	15.6%
% of FP17s for the same patient ID Re-attending between 3 & 9 months - Children	1,286	2,029	63.4%	54.3%	60.1%	58.8%
% of FP17s for the same patient ID Re-attending between 3 & 9 months - Adults	2,443	6,331	38.6%	45.0%	53.3%	51.0%
% of FP17s for Band 1 Urgent Courses	603	7,805	7.7%	11.8%	9.0%	9.0%
% of FP17s Relating to Free Repair or Replacements	132	7,805	1.7%	0.9%	1.0%	0.8%
% of FP17s Relating to Continuations	302	7,805	3.9%	1.2%	1.0%	0.9%
% of Patients satisfied with the dentistry they have received	3	3	N/A	91.0%	93.8%	93.2%
% of Patients satisfied with the time they had to wait for an appointment	3	3	N/A	89.4%	89.4%	88.3%

* This is based on patients treated on this contract for their most recent course of treatment. Figures in italics indicate the base number of FP17s or Patient Questionnaire responses are less than 100. N/A is shown where the base number of responses is less than 10 during the period. % is calculated as Quantity/Base number*100

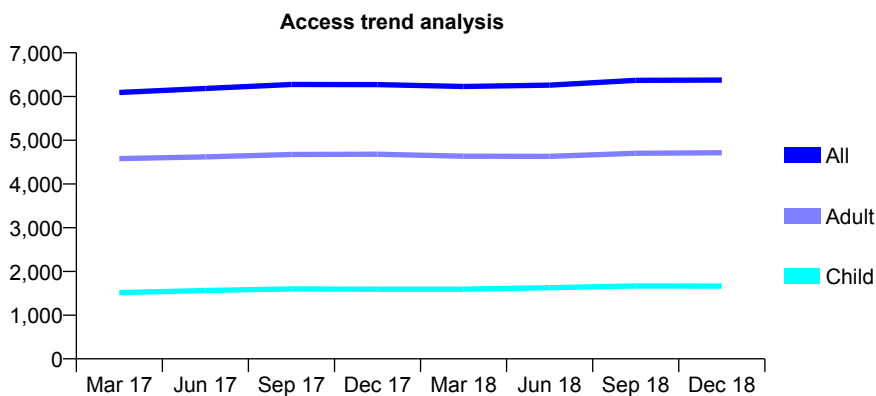
Q48 - Vital Signs At a Glance Contract Report for 141488/0001 - December 2018

Name or company name	Croft Dental Care Ltd
Contract type name	GDS Contract
Purpose of contract	General
Contract start date	01/07/2011
Contract end date	

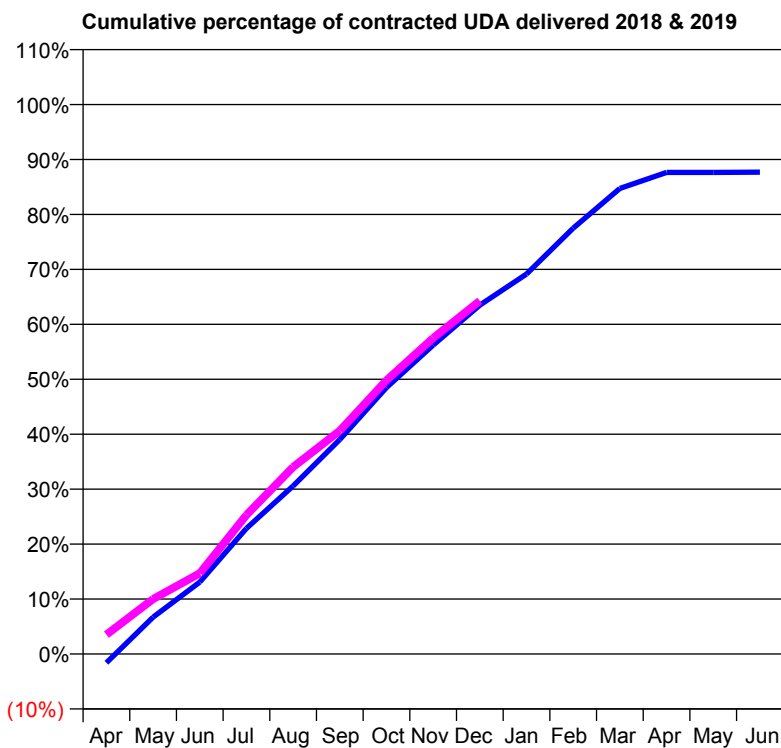
18/19 Contracted general activity (UDA)	28,481
Carry forward general activity (UDA)	0
18/19 Contracted orthodontic activity (UOA)	0
Carry forward orthodontic activity (UOA)	0
Baseline contract value	£771,347.24

ACCESS*

Patients seen in 24 months	Total	Change since previous quarter
Quarter ending December 2017	6,274	
Quarter ending March 2018	6,229	→
Quarter ending June 2018	6,260	→
Quarter ending September 2018	6,369	→
Quarter ending December 2018	6,377	→
Variance since December 2017	1.6%	→



ACTIVITY



Month	Adjusted Scheduled Activity (UDA)	
	2018	2019
April	-462	1,005
May	1,913	2,852
June	3,727	4,183
July	6,511	7,208
August	8,712	9,695
September	11,117	11,570
October	13,813	14,186
November	16,008	16,377
December	18,085	18,303
January	19,692	
February	22,073	
March	24,129	
April	24,963	
May	24,962	
June	24,974	

QUALITY

	Quantity	Base Number	Contract	AT	Region	England
% of FP17s for the same patient ID Re-attending within 3 months - Children	322	2,009	16.0%	11.4%	12.3%	11.8%
% of FP17s for the same patient ID Re-attending within 3 months - Adults	885	4,716	18.8%	16.6%	15.8%	15.6%
% of FP17s for the same patient ID Re-attending between 3 & 9 months - Children	1,028	2,009	51.2%	54.3%	60.1%	58.8%
% of FP17s for the same patient ID Re-attending between 3 & 9 months - Adults	2,147	4,716	45.5%	45.0%	53.3%	51.0%
% of FP17s for Band 1 Urgent Courses	679	6,470	10.5%	11.8%	9.0%	9.0%
% of FP17s Relating to Free Repair or Replacements	55	6,470	0.9%	0.9%	1.0%	0.8%
% of FP17s Relating to Continuations	150	6,470	2.3%	1.2%	1.0%	0.9%
% of Patients satisfied with the dentistry they have received	5	5	N/A	91.0%	93.8%	93.2%
% of Patients satisfied with the time they had to wait for an appointment	5	5	N/A	89.4%	89.4%	88.3%

* This is based on patients treated on this contract for their most recent course of treatment. Figures in italics indicate the base number of FP17s or Patient Questionnaire responses are less than 100. N/A is shown where the base number of responses is less than 10 during the period. % is calculated as Quantity/Base number*100

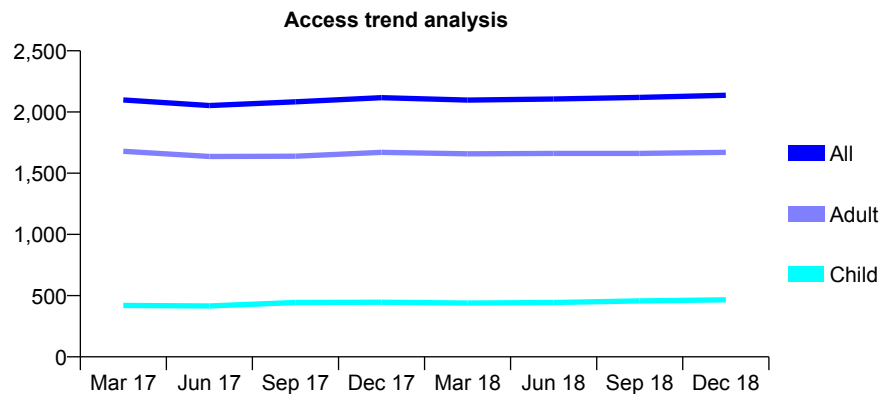
Q48 - Vital Signs At a Glance Contract Report for 142999/0001 - December 2018

Name or company name	Church Road Dental Practice
Contract type name	GDS Contract
Purpose of contract	General
Contract start date	06/07/2011
Contract end date	

18/19 Contracted general activity (UDA)	7,500
Carry forward general activity (UDA)	0
18/19 Contracted orthodontic activity (UOA)	0
Carry forward orthodontic activity (UOA)	0
Baseline contract value	£182,074.92

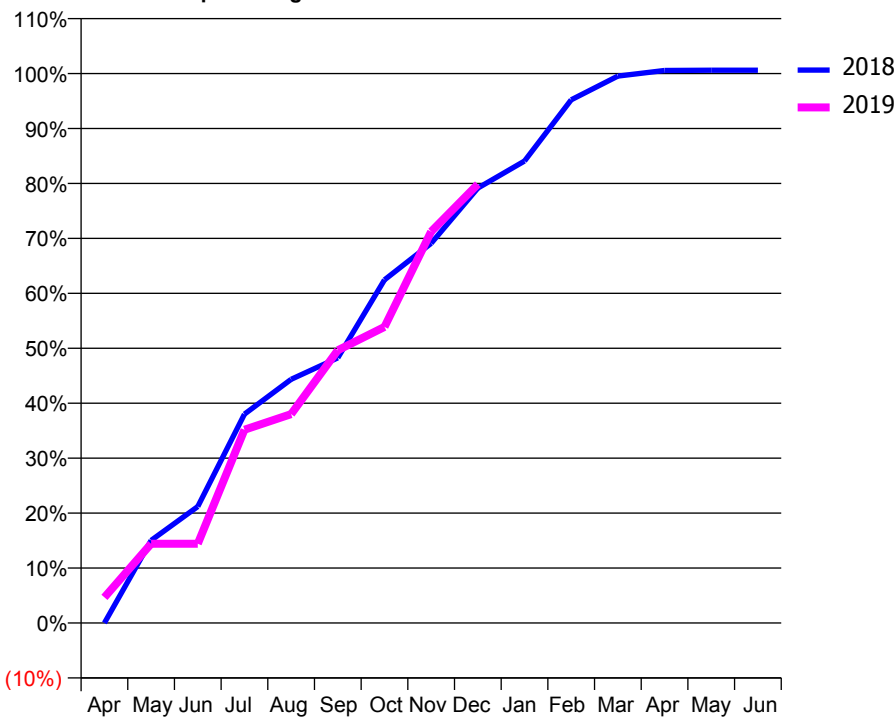
ACCESS*

Patients seen in 24 months	Total	Change since previous quarter
Quarter ending December 2017	2,117	
Quarter ending March 2018	2,098	→
Quarter ending June 2018	2,106	→
Quarter ending September 2018	2,119	→
Quarter ending December 2018	2,137	→
Variance since December 2017	0.9%	→



ACTIVITY

Cumulative percentage of contracted UDA delivered 2018 & 2019



Month	Adjusted Scheduled Activity (UDA)	
	2018	2019
April	0	351
May	1,128	1,082
June	1,589	1,082
July	2,851	2,638
August	3,327	2,850
September	3,620	3,724
October	4,683	4,041
November	5,182	5,342
December	5,936	5,988
January	6,305	
February	7,141	
March	7,465	
April	7,542	
May	7,545	
June	7,545	

QUALITY

	Quantity	Base Number	Contract	AT	Region	England
% of FP17s for the same patient ID Re-attending within 3 months - Children	48	516	9.3%	11.4%	12.3%	11.8%
% of FP17s for the same patient ID Re-attending within 3 months - Adults	257	2,035	12.6%	16.6%	15.8%	15.6%
% of FP17s for the same patient ID Re-attending between 3 & 9 months - Children	284	516	55.0%	54.3%	60.1%	58.8%
% of FP17s for the same patient ID Re-attending between 3 & 9 months - Adults	1,352	2,035	66.4%	45.0%	53.3%	51.0%
% of FP17s for Band 1 Urgent Courses	55	2,508	2.2%	11.8%	9.0%	9.0%
% of FP17s Relating to Free Repair or Replacements	14	2,508	0.6%	0.9%	1.0%	0.8%
% of FP17s Relating to Continuations	17	2,508	0.7%	1.2%	1.0%	0.9%
% of Patients satisfied with the dentistry they have received	1	2	N/A	91.0%	93.8%	93.2%
% of Patients satisfied with the time they had to wait for an appointment	2	2	N/A	89.4%	89.4%	88.3%

* This is based on patients treated on this contract for their most recent course of treatment. Figures in italics indicate the base number of FP17s or Patient Questionnaire responses are less than 100. N/A is shown where the base number of responses is less than 10 during the period. % is calculated as Quantity/Base number*100

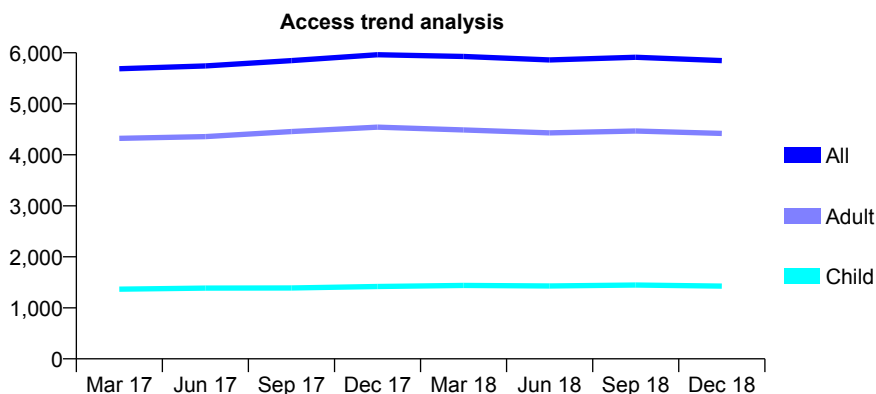
Q48 - Vital Signs At a Glance Contract Report for 143731/0001 - December 2018

Name or company name	P J Burridge Limited
Contract type name	GDS Contract
Purpose of contract	General
Contract start date	01/04/2015
Contract end date	

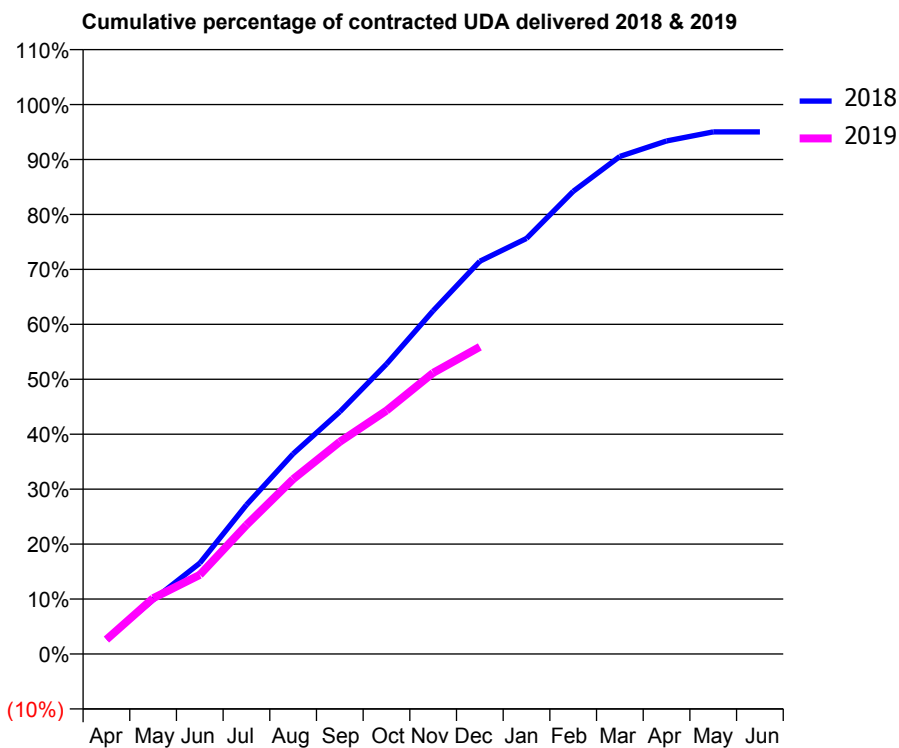
18/19 Contracted general activity (UDA)	16,530
Carry forward general activity (UDA)	0
18/19 Contracted orthodontic activity (UOA)	0
Carry forward orthodontic activity (UOA)	0
Baseline contract value	£532,965.01

ACCESS*

Patients seen in 24 months	Total	Change since previous quarter
Quarter ending December 2017	5,962	
Quarter ending March 2018	5,928	→
Quarter ending June 2018	5,860	↓
Quarter ending September 2018	5,913	→
Quarter ending December 2018	5,846	↓
Variance since December 2017	(1.9%)	↓



ACTIVITY



Month	Adjusted Scheduled Activity (UDA)	
	2018	2019
April	446	435
May	1,629	1,679
June	2,732	2,380
July	4,488	3,882
August	6,021	5,259
September	7,288	6,383
October	8,724	7,322
November	10,328	8,457
December	11,816	9,240
January	12,501	
February	13,916	
March	14,968	
April	15,435	
May	15,706	
June	15,706	

QUALITY

	Quantity	Base Number	Contract	AT	Region	England
% of FP17s for the same patient ID Re-attending within 3 months - Children	73	1,254	5.8%	11.4%	12.3%	11.8%
% of FP17s for the same patient ID Re-attending within 3 months - Adults	492	3,525	14.0%	16.6%	15.8%	15.6%
% of FP17s for the same patient ID Re-attending between 3 & 9 months - Children	577	1,254	46.0%	54.3%	60.1%	58.8%
% of FP17s for the same patient ID Re-attending between 3 & 9 months - Adults	1,346	3,525	38.2%	45.0%	53.3%	51.0%
% of FP17s for Band 1 Urgent Courses	467	4,447	10.5%	11.8%	9.0%	9.0%
% of FP17s Relating to Free Repair or Replacements	17	4,447	0.4%	0.9%	1.0%	0.8%
% of FP17s Relating to Continuations	90	4,447	2.0%	1.2%	1.0%	0.9%
% of Patients satisfied with the dentistry they have received	3	3	N/A	91.0%	93.8%	93.2%
% of Patients satisfied with the time they had to wait for an appointment	3	3	N/A	89.4%	89.4%	88.3%

* This is based on patients treated on this contract for their most recent course of treatment. Figures in italics indicate the base number of FP17s or Patient Questionnaire responses are less than 100. N/A is shown where the base number of responses is less than 10 during the period. % is calculated as Quantity/Base number*100

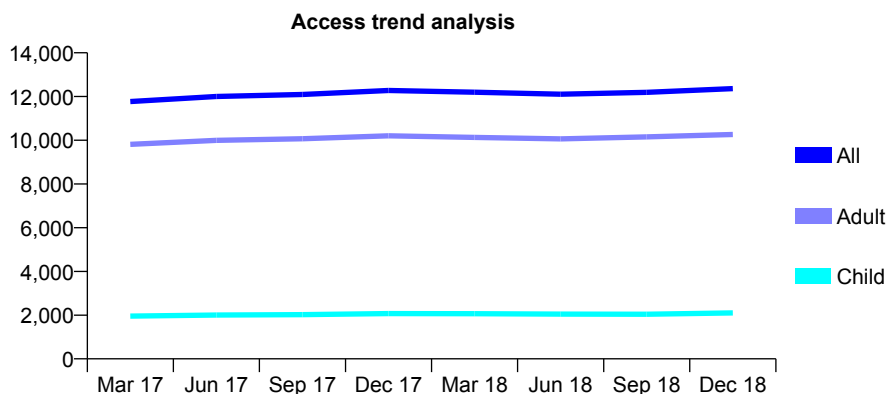
Q48 - Vital Signs At a Glance Contract Report for 145963/0001 - December 2018

Name or company name	Hoghton Street Dental Care Limited
Contract type name	GDS Contract
Purpose of contract	General
Contract start date	01/06/2012
Contract end date	

18/19 Contracted general activity (UDA)	36,616
Carry forward general activity (UDA)	0
18/19 Contracted orthodontic activity (UOA)	0
Carry forward orthodontic activity (UOA)	0
Baseline contract value	£1,208,629.21

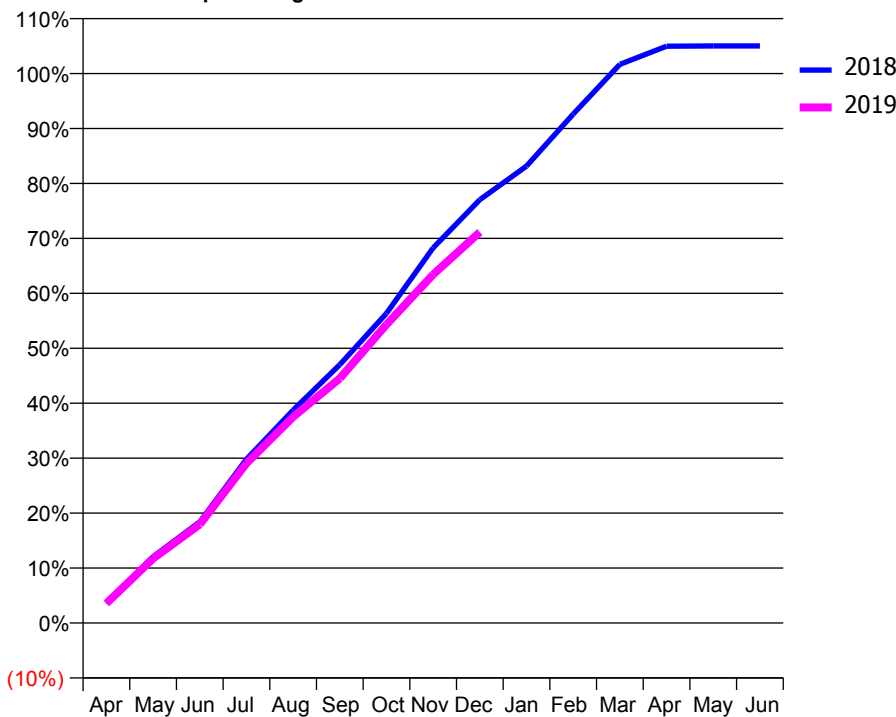
ACCESS*

Patients seen in 24 months	Total	Change since previous quarter
Quarter ending December 2017	12,275	
Quarter ending March 2018	12,199	→
Quarter ending June 2018	12,104	→
Quarter ending September 2018	12,193	→
Quarter ending December 2018	12,361	→
Variance since December 2017	0.7%	→



ACTIVITY

Cumulative percentage of contracted UDA delivered 2018 & 2019



Month	Adjusted Scheduled Activity (UDA)	
	2018	2019
April	1,308	1,308
May	4,422	4,298
June	6,741	6,567
July	10,913	10,638
August	14,188	13,736
September	17,220	16,305
October	20,633	19,892
November	25,000	23,222
December	28,211	26,045
January	30,445	
February	33,909	
March	37,224	
April	38,432	
May	38,453	
June	38,451	

QUALITY

	Quantity	Base Number	Contract	AT	Region	England
% of FP17s for the same patient ID Re-attending within 3 months - Children	395	3,042	13.0%	11.4%	12.3%	11.8%
% of FP17s for the same patient ID Re-attending within 3 months - Adults	1,954	12,391	15.8%	16.6%	15.8%	15.6%
% of FP17s for the same patient ID Re-attending between 3 & 9 months - Children	1,993	3,042	65.5%	54.3%	60.1%	58.8%
% of FP17s for the same patient ID Re-attending between 3 & 9 months - Adults	6,004	12,391	48.5%	45.0%	53.3%	51.0%
% of FP17s for Band 1 Urgent Courses	1,089	13,722	7.9%	11.8%	9.0%	9.0%
% of FP17s Relating to Free Repair or Replacements	86	13,722	0.6%	0.9%	1.0%	0.8%
% of FP17s Relating to Continuations	85	13,722	0.6%	1.2%	1.0%	0.9%
% of Patients satisfied with the dentistry they have received	7	8	N/A	91.0%	93.8%	93.2%
% of Patients satisfied with the time they had to wait for an appointment	8	8	N/A	89.4%	89.4%	88.3%

* This is based on patients treated on this contract for their most recent course of treatment. Figures in italics indicate the base number of FP17s or Patient Questionnaire responses are less than 100. N/A is shown where the base number of responses is less than 10 during the period. % is calculated as Quantity/Base number*100

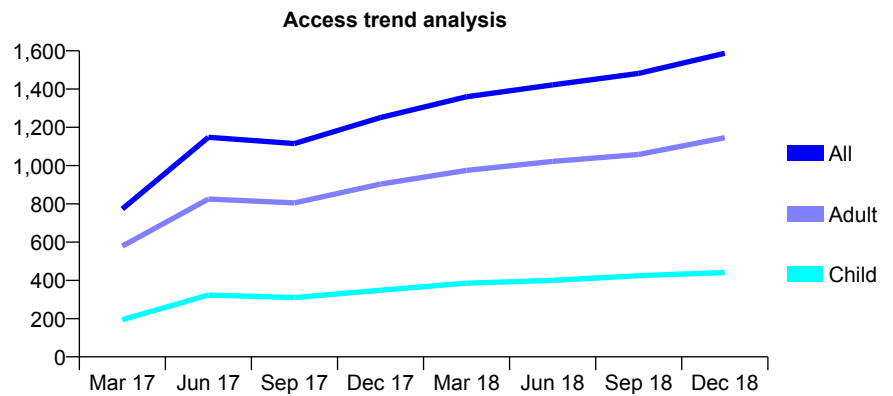
Q48 - Vital Signs At a Glance Contract Report for 146331/0003 - December 2018

Name or company name	Vauxhall Dental Care
Contract type name	PDS Contract
Purpose of contract	General
Contract start date	01/04/2015
Contract end date	31/03/2021

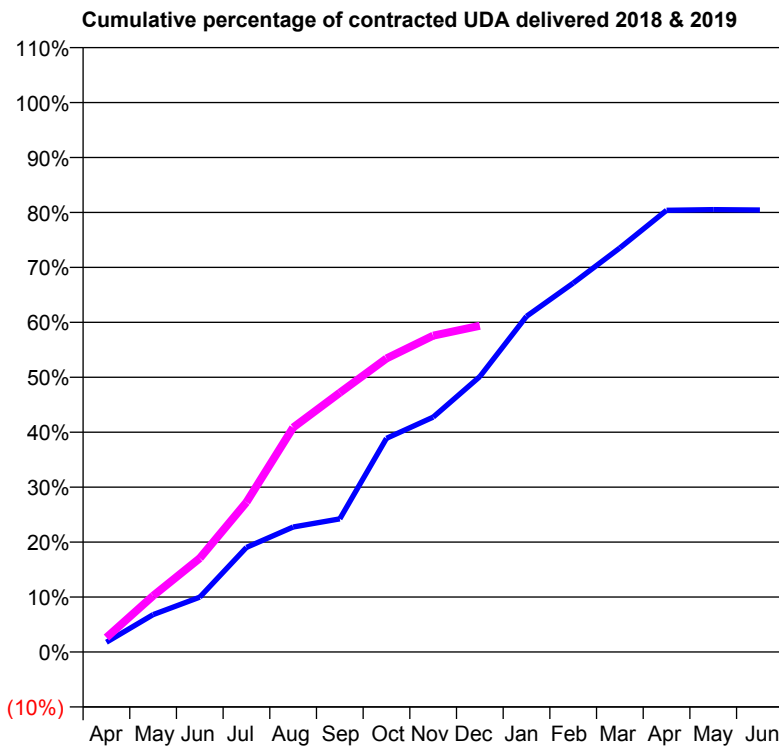
18/19 Contracted general activity (UDA)	5,195
Carry forward general activity (UDA)	0
18/19 Contracted orthodontic activity (UOA)	0
Carry forward orthodontic activity (UOA)	0
Baseline contract value	£531,611.79

ACCESS*

Patients seen in 24 months	Total	Change since previous quarter
Quarter ending December 2017	1,251	
Quarter ending March 2018	1,360	↑
Quarter ending June 2018	1,422	↑
Quarter ending September 2018	1,482	↑
Quarter ending December 2018	1,587	↑
Variance since December 2017	26.9%	↑



ACTIVITY



Month	Adjusted Scheduled Activity (UDA)	
	2018	2019
April	92	136
May	354	532
June	519	886
July	989	1,416
August	1,182	2,122
September	1,258	2,451
October	2,021	2,776
November	2,221	2,991
December	2,604	3,084
January	3,173	
February	3,487	
March	3,821	
April	4,176	
May	4,182	
June	4,179	

QUALITY

	Quantity	Base Number	Contract	AT	Region	England
% of FP17s for the same patient ID Re-attending within 3 months - Children	51	433	11.8%	11.4%	12.3%	11.8%
% of FP17s for the same patient ID Re-attending within 3 months - Adults	148	986	15.0%	16.6%	15.8%	15.6%
% of FP17s for the same patient ID Re-attending between 3 & 9 months - Children	195	433	45.0%	54.3%	60.1%	58.8%
% of FP17s for the same patient ID Re-attending between 3 & 9 months - Adults	387	986	39.2%	45.0%	53.3%	51.0%
% of FP17s for Band 1 Urgent Courses	134	1,264	10.6%	11.8%	9.0%	9.0%
% of FP17s Relating to Free Repair or Replacements	8	1,264	0.6%	0.9%	1.0%	0.8%
% of FP17s Relating to Continuations	6	1,264	0.5%	1.2%	1.0%	0.9%
% of Patients satisfied with the dentistry they have received	0	0	N/A	91.0%	93.8%	93.2%
% of Patients satisfied with the time they had to wait for an appointment	0	0	N/A	89.4%	89.4%	88.3%

* This is based on patients treated on this contract for their most recent course of treatment. Figures in italics indicate the base number of FP17s or Patient Questionnaire responses are less than 100. N/A is shown where the base number of responses is less than 10 during the period. % is calculated as Quantity/Base number*100

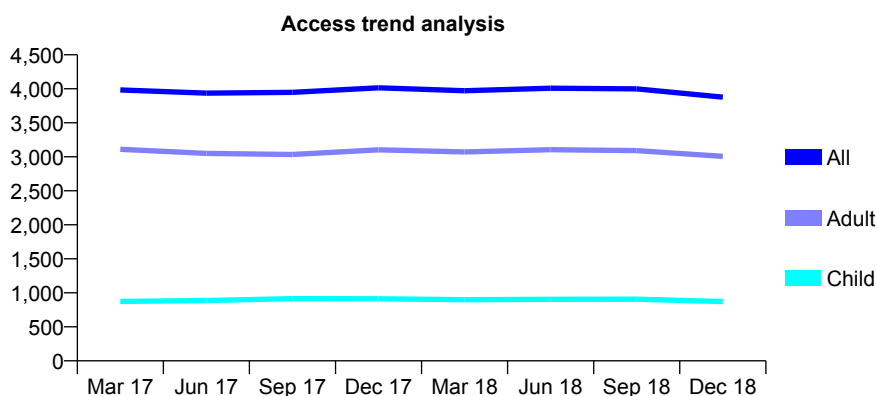
Q48 - Vital Signs At a Glance Contract Report for 147753/0001 - December 2018

Name or company name	Abercromby Health Centre Partnership
Contract type name	GDS Contract
Purpose of contract	General
Contract start date	15/08/2014
Contract end date	

18/19 Contracted general activity (UDA)	13,675
Carry forward general activity (UDA)	0
18/19 Contracted orthodontic activity (UOA)	0
Carry forward orthodontic activity (UOA)	0
Baseline contract value	£429,137.00

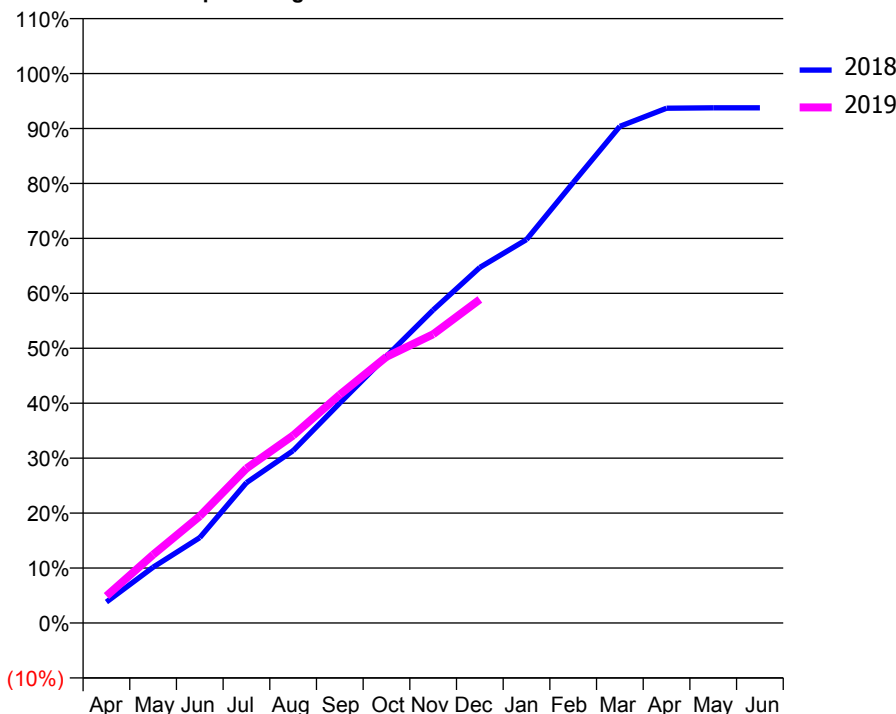
ACCESS*

Patients seen in 24 months	Total	Change since previous quarter
Quarter ending December 2017	4,014	
Quarter ending March 2018	3,971	↓
Quarter ending June 2018	4,008	→
Quarter ending September 2018	3,999	→
Quarter ending December 2018	3,878	↓
Variance since December 2017	(3.4%)	↓



ACTIVITY

Cumulative percentage of contracted UDA delivered 2018 & 2019



Month	Adjusted Scheduled Activity (UDA)	
	2018	2019
April	523	671
May	1,389	1,699
June	2,124	2,660
July	3,494	3,849
August	4,288	4,668
September	5,475	5,684
October	6,640	6,624
November	7,790	7,185
December	8,847	8,053
January	9,543	
February	10,959	
March	12,359	
April	12,810	
May	12,819	
June	12,822	

QUALITY

	Quantity	Base Number	Contract	AT	Region	England
% of FP17s for the same patient ID Re-attending within 3 months - Children	59	648	9.1%	11.4%	12.3%	11.8%
% of FP17s for the same patient ID Re-attending within 3 months - Adults	372	2,365	15.7%	16.6%	15.8%	15.6%
% of FP17s for the same patient ID Re-attending between 3 & 9 months - Children	284	648	43.8%	54.3%	60.1%	58.8%
% of FP17s for the same patient ID Re-attending between 3 & 9 months - Adults	877	2,365	37.1%	45.0%	53.3%	51.0%
% of FP17s for Band 1 Urgent Courses	301	2,846	10.6%	11.8%	9.0%	9.0%
% of FP17s Relating to Free Repair or Replacements	18	2,846	0.6%	0.9%	1.0%	0.8%
% of FP17s Relating to Continuations	69	2,846	2.4%	1.2%	1.0%	0.9%
% of Patients satisfied with the dentistry they have received	3	3	N/A	91.0%	93.8%	93.2%
% of Patients satisfied with the time they had to wait for an appointment	2	3	N/A	89.4%	89.4%	88.3%

* This is based on patients treated on this contract for their most recent course of treatment. Figures in italics indicate the base number of FP17s or Patient Questionnaire responses are less than 100. N/A is shown where the base number of responses is less than 10 during the period. % is calculated as Quantity/Base number*100

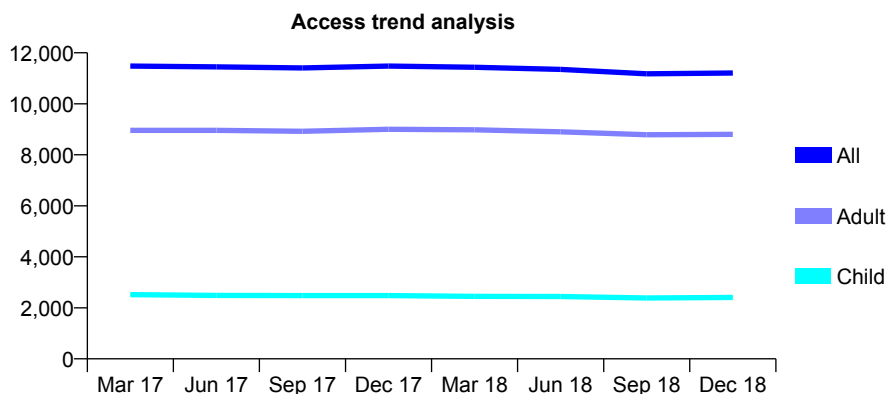
Q48 - Vital Signs At a Glance Contract Report for 148806/0001 - December 2018

Name or company name	The Corner Dental Surgery Ltd
Contract type name	GDS Contract
Purpose of contract	General
Contract start date	01/04/2009
Contract end date	

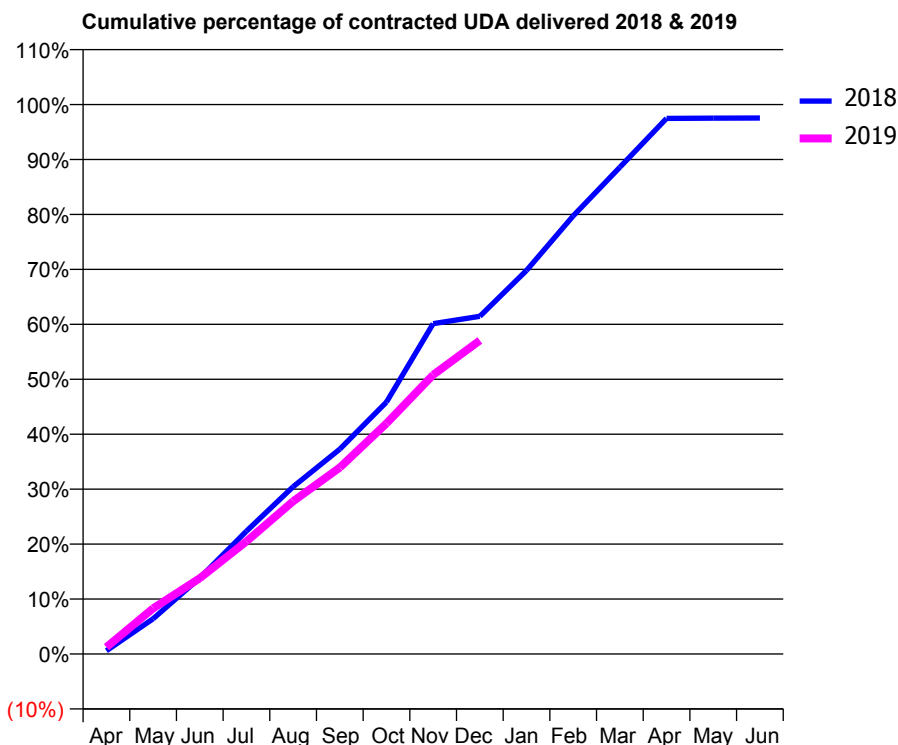
18/19 Contracted general activity (UDA)	42,000
Carry forward general activity (UDA)	0
18/19 Contracted orthodontic activity (UOA)	0
Carry forward orthodontic activity (UOA)	0
Baseline contract value	£1,089,451.14

ACCESS*

Patients seen in 24 months	Total	Change since previous quarter
Quarter ending December 2017	11,482	
Quarter ending March 2018	11,431	→
Quarter ending June 2018	11,348	→
Quarter ending September 2018	11,178	↓
Quarter ending December 2018	11,210	→
Variance since December 2017	(2.4%)	↓



ACTIVITY



Month	Adjusted Scheduled Activity (UDA)	
	2018	2019
April	251	526
May	2,700	3,488
June	5,812	5,793
July	9,396	8,611
August	12,786	11,676
September	15,660	14,250
October	19,257	17,625
November	25,256	21,335
December	25,814	23,968
January	29,316	
February	33,486	
March	37,205	
April	40,934	
May	40,960	
June	40,964	

QUALITY

	Quantity	Base Number	Contract	AT	Region	England
% of FP17s for the same patient ID Re-attending within 3 months - Children	222	3,188	7.0%	11.4%	12.3%	11.8%
% of FP17s for the same patient ID Re-attending within 3 months - Adults	1,324	9,643	13.7%	16.6%	15.8%	15.6%
% of FP17s for the same patient ID Re-attending between 3 & 9 months - Children	2,247	3,188	70.5%	54.3%	60.1%	58.8%
% of FP17s for the same patient ID Re-attending between 3 & 9 months - Adults	5,415	9,643	56.2%	45.0%	53.3%	51.0%
% of FP17s for Band 1 Urgent Courses	907	11,269	8.0%	11.8%	9.0%	9.0%
% of FP17s Relating to Free Repair or Replacements	97	11,269	0.9%	0.9%	1.0%	0.8%
% of FP17s Relating to Continuations	132	11,269	1.2%	1.2%	1.0%	0.9%
% of Patients satisfied with the dentistry they have received	6	7	N/A	91.0%	93.8%	93.2%
% of Patients satisfied with the time they had to wait for an appointment	5	7	N/A	89.4%	89.4%	88.3%

* This is based on patients treated on this contract for their most recent course of treatment. Figures in italics indicate the base number of FP17s or Patient Questionnaire responses are less than 100. N/A is shown where the base number of responses is less than 10 during the period. % is calculated as Quantity/Base number*100

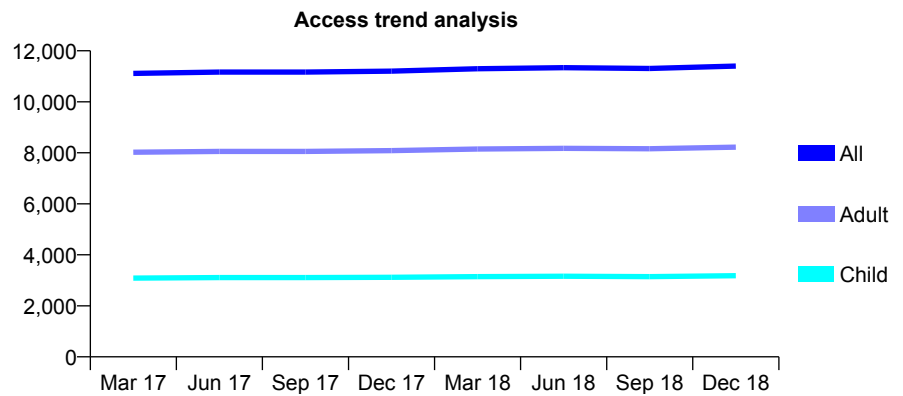
Q48 - Vital Signs At a Glance Contract Report for 149861/0001 - December 2018

Name or company name	Muirhead Dental Practice
Contract type name	GDS Contract
Purpose of contract	General
Contract start date	01/12/2010
Contract end date	

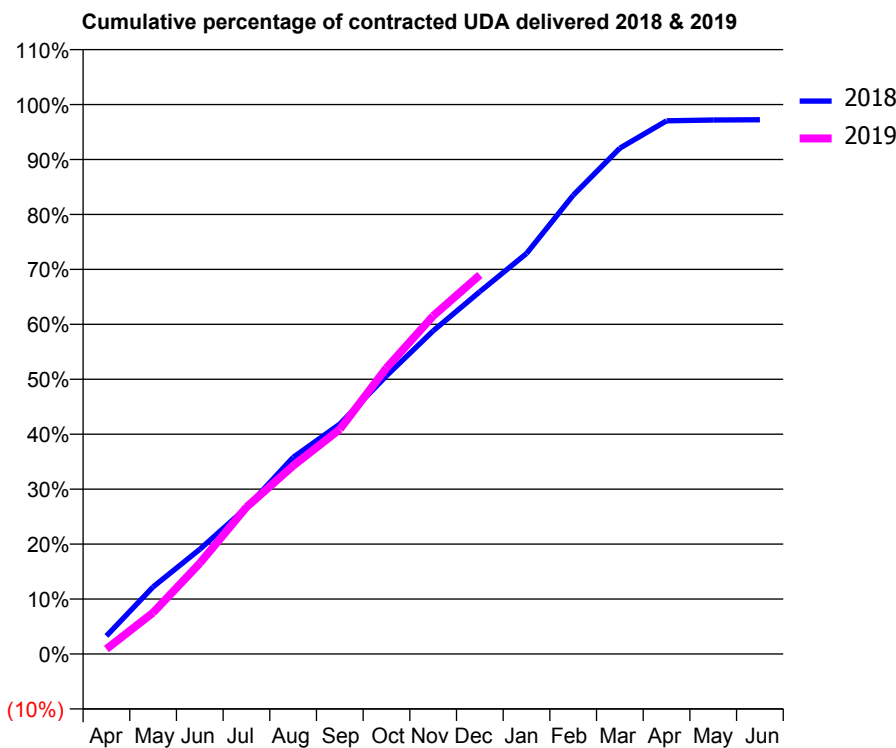
18/19 Contracted general activity (UDA)	34,080
Carry forward general activity (UDA)	945
18/19 Contracted orthodontic activity (UOA)	0
Carry forward orthodontic activity (UOA)	0
Baseline contract value	£894,084.95

ACCESS*

Patients seen in 24 months	Total	Change since previous quarter
Quarter ending December 2017	11,205	
Quarter ending March 2018	11,295	→
Quarter ending June 2018	11,336	→
Quarter ending September 2018	11,307	→
Quarter ending December 2018	11,401	→
Variance since December 2017	1.7%	→



ACTIVITY



Month	Adjusted Scheduled Activity (UDA)	
	2018	2019
April	1,118	311
May	4,164	2,572
June	6,496	5,626
July	9,075	9,110
August	12,191	11,672
September	14,265	13,936
October	17,259	17,740
November	20,042	20,966
December	22,473	23,508
January	24,842	
February	28,456	
March	31,373	
April	33,069	
May	33,118	
June	33,135	

QUALITY

	Quantity	Base Number	Contract	AT	Region	England
% of FP17s for the same patient ID Re-attending within 3 months - Children	225	3,126	7.2%	11.4%	12.3%	11.8%
% of FP17s for the same patient ID Re-attending within 3 months - Adults	1,186	7,757	15.3%	16.6%	15.8%	15.6%
% of FP17s for the same patient ID Re-attending between 3 & 9 months - Children	1,593	3,126	51.0%	54.3%	60.1%	58.8%
% of FP17s for the same patient ID Re-attending between 3 & 9 months - Adults	3,557	7,757	45.9%	45.0%	53.3%	51.0%
% of FP17s for Band 1 Urgent Courses	968	9,819	9.9%	11.8%	9.0%	9.0%
% of FP17s Relating to Free Repair or Replacements	72	9,819	0.7%	0.9%	1.0%	0.8%
% of FP17s Relating to Continuations	160	9,819	1.6%	1.2%	1.0%	0.9%
% of Patients satisfied with the dentistry they have received	8	8	N/A	91.0%	93.8%	93.2%
% of Patients satisfied with the time they had to wait for an appointment	8	8	N/A	89.4%	89.4%	88.3%

* This is based on patients treated on this contract for their most recent course of treatment. Figures in italics indicate the base number of FP17s or Patient Questionnaire responses are less than 100. N/A is shown where the base number of responses is less than 10 during the period. % is calculated as Quantity/Base number*100

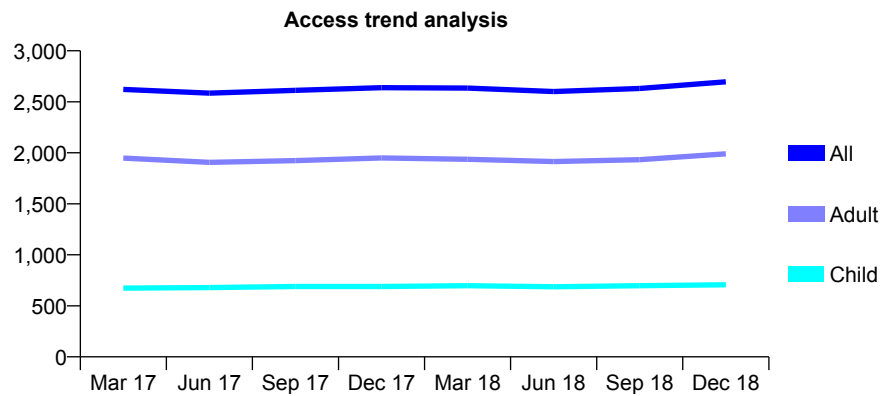
Q48 - Vital Signs At a Glance Contract Report for 158801/0001 - December 2018

Name or company name	kotecha & Partners
Contract type name	GDS Contract
Purpose of contract	General
Contract start date	01/11/2010
Contract end date	

18/19 Contracted general activity (UDA)	8,050
Carry forward general activity (UDA)	0
18/19 Contracted orthodontic activity (UOA)	0
Carry forward orthodontic activity (UOA)	0
Baseline contract value	£324,515.30

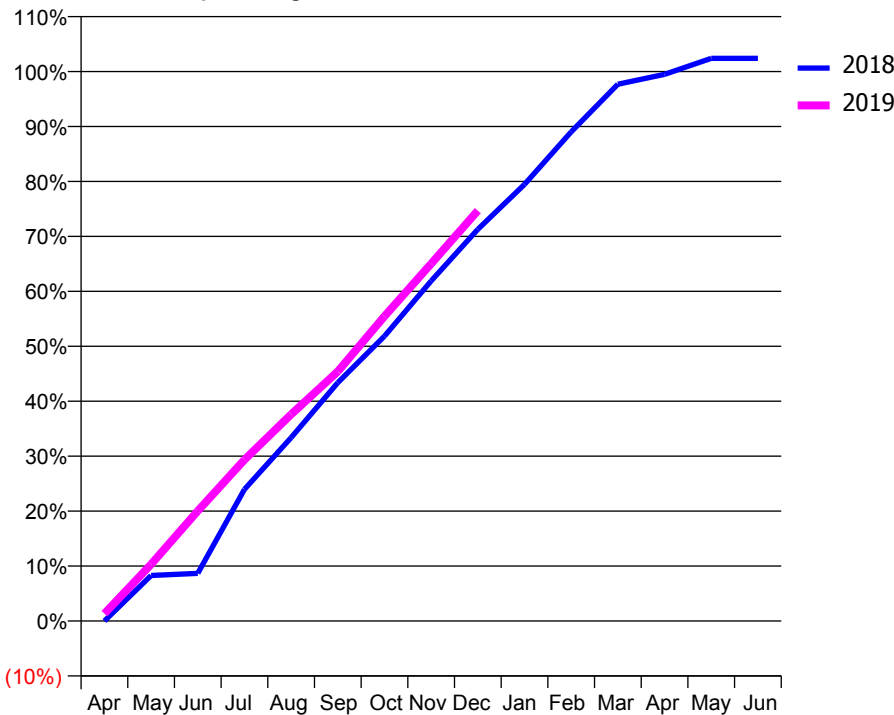
ACCESS*

Patients seen in 24 months	Total	Change since previous quarter
Quarter ending December 2017	2,639	
Quarter ending March 2018	2,635	→
Quarter ending June 2018	2,601	↓
Quarter ending September 2018	2,631	→
Quarter ending December 2018	2,696	↑
Variance since December 2017	2.2%	↑



ACTIVITY

Cumulative percentage of contracted UDA delivered 2018 & 2019



Month	Adjusted Scheduled Activity (UDA)	
	2018	2019
April	0	109
May	666	832
June	698	1,612
July	1,929	2,362
August	2,688	3,027
September	3,491	3,655
October	4,173	4,464
November	4,982	5,234
December	5,737	6,011
January	6,397	
February	7,166	
March	7,864	
April	8,008	
May	8,243	
June	8,243	

QUALITY

	Quantity	Base Number	Contract	AT	Region	England
% of FP17s for the same patient ID Re-attending within 3 months - Children	87	824	10.6%	11.4%	12.3%	11.8%
% of FP17s for the same patient ID Re-attending within 3 months - Adults	349	2,072	16.8%	16.6%	15.8%	15.6%
% of FP17s for the same patient ID Re-attending between 3 & 9 months - Children	440	824	53.4%	54.3%	60.1%	58.8%
% of FP17s for the same patient ID Re-attending between 3 & 9 months - Adults	968	2,072	46.7%	45.0%	53.3%	51.0%
% of FP17s for Band 1 Urgent Courses	403	2,728	14.8%	11.8%	9.0%	9.0%
% of FP17s Relating to Free Repair or Replacements	12	2,728	0.4%	0.9%	1.0%	0.8%
% of FP17s Relating to Continuations	27	2,728	1.0%	1.2%	1.0%	0.9%
% of Patients satisfied with the dentistry they have received	2	2	N/A	91.0%	93.8%	93.2%
% of Patients satisfied with the time they had to wait for an appointment	2	2	N/A	89.4%	89.4%	88.3%

* This is based on patients treated on this contract for their most recent course of treatment. Figures in italics indicate the base number of FP17s or Patient Questionnaire responses are less than 100. N/A is shown where the base number of responses is less than 10 during the period. % is calculated as Quantity/Base number*100

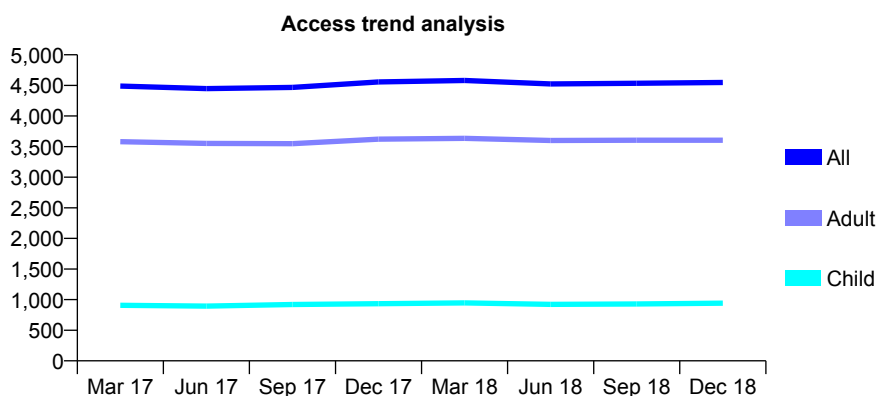
Q48 - Vital Signs At a Glance Contract Report for 161039/0001 - December 2018

Name or company name	Latham Court Smile Centre Limited
Contract type name	GDS Contract
Purpose of contract	General
Contract start date	01/04/2014
Contract end date	

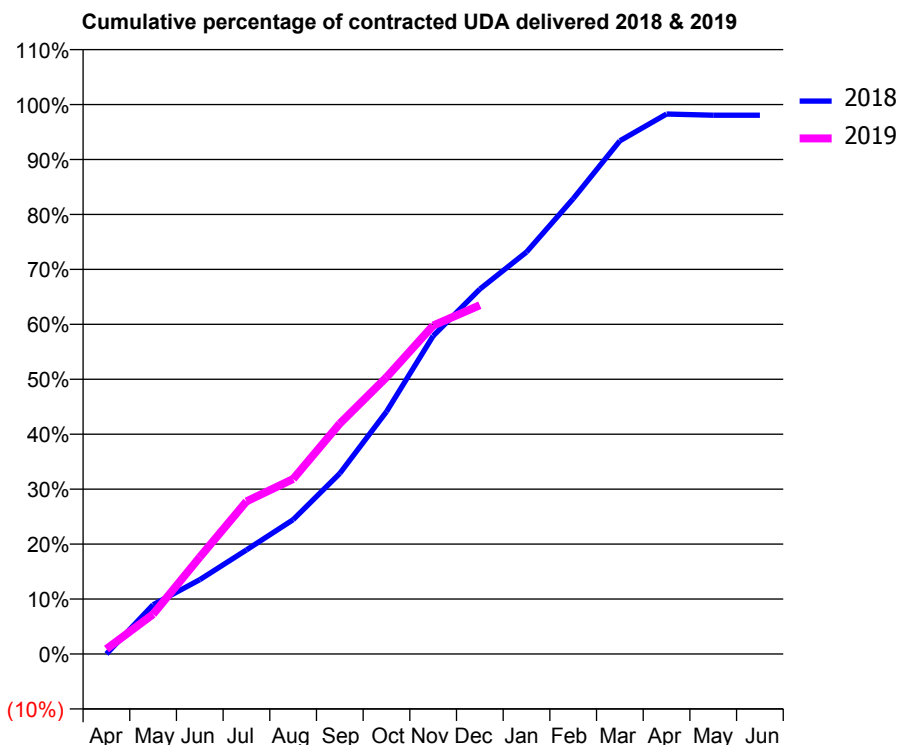
18/19 Contracted general activity (UDA)	15,735
Carry forward general activity (UDA)	306
18/19 Contracted orthodontic activity (UOA)	0
Carry forward orthodontic activity (UOA)	0
Baseline contract value	£412,799.09

ACCESS*

Patients seen in 24 months	Total	Change since previous quarter
Quarter ending December 2017	4,556	
Quarter ending March 2018	4,580	→
Quarter ending June 2018	4,524	↓
Quarter ending September 2018	4,534	→
Quarter ending December 2018	4,547	→
Variance since December 2017	(0.2%)	→



ACTIVITY



Month	Adjusted Scheduled Activity (UDA)	
	2018	2019
April	0	143
May	1,410	1,139
June	2,130	2,773
July	2,979	4,370
August	3,848	5,013
September	5,173	6,600
October	6,939	7,925
November	9,107	9,408
December	10,450	9,988
January	11,509	
February	13,037	
March	14,694	
April	15,462	
May	15,427	
June	15,429	

QUALITY

	Quantity	Base Number	Contract	AT	Region	England
% of FP17s for the same patient ID Re-attending within 3 months - Children	82	762	10.8%	11.4%	12.3%	11.8%
% of FP17s for the same patient ID Re-attending within 3 months - Adults	368	2,692	13.7%	16.6%	15.8%	15.6%
% of FP17s for the same patient ID Re-attending between 3 & 9 months - Children	339	762	44.5%	54.3%	60.1%	58.8%
% of FP17s for the same patient ID Re-attending between 3 & 9 months - Adults	1,148	2,692	42.6%	45.0%	53.3%	51.0%
% of FP17s for Band 1 Urgent Courses	274	3,065	8.9%	11.8%	9.0%	9.0%
% of FP17s Relating to Free Repair or Replacements	47	3,065	1.5%	0.9%	1.0%	0.8%
% of FP17s Relating to Continuations	24	3,065	0.8%	1.2%	1.0%	0.9%
% of Patients satisfied with the dentistry they have received	5	5	N/A	91.0%	93.8%	93.2%
% of Patients satisfied with the time they had to wait for an appointment	3	5	N/A	89.4%	89.4%	88.3%

* This is based on patients treated on this contract for their most recent course of treatment. Figures in italics indicate the base number of FP17s or Patient Questionnaire responses are less than 100. N/A is shown where the base number of responses is less than 10 during the period. % is calculated as Quantity/Base number*100

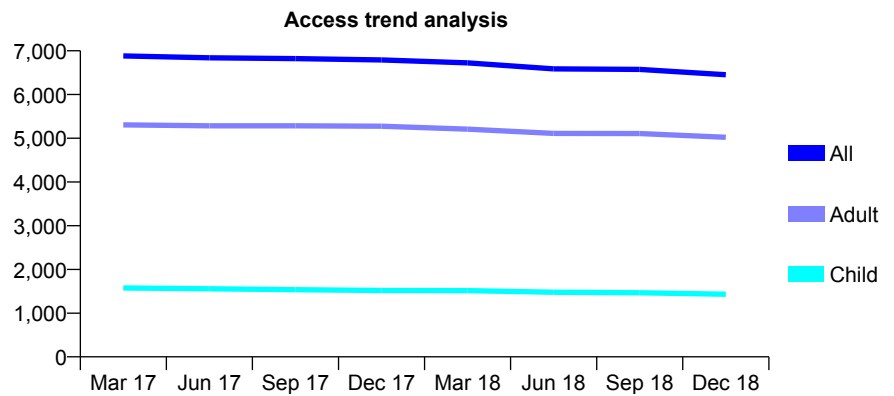
Q48 - Vital Signs At a Glance Contract Report for 161314/0001 - December 2018

Name or company name	Chantastic Limited
Contract type name	GDS Contract
Purpose of contract	General
Contract start date	01/01/2014
Contract end date	

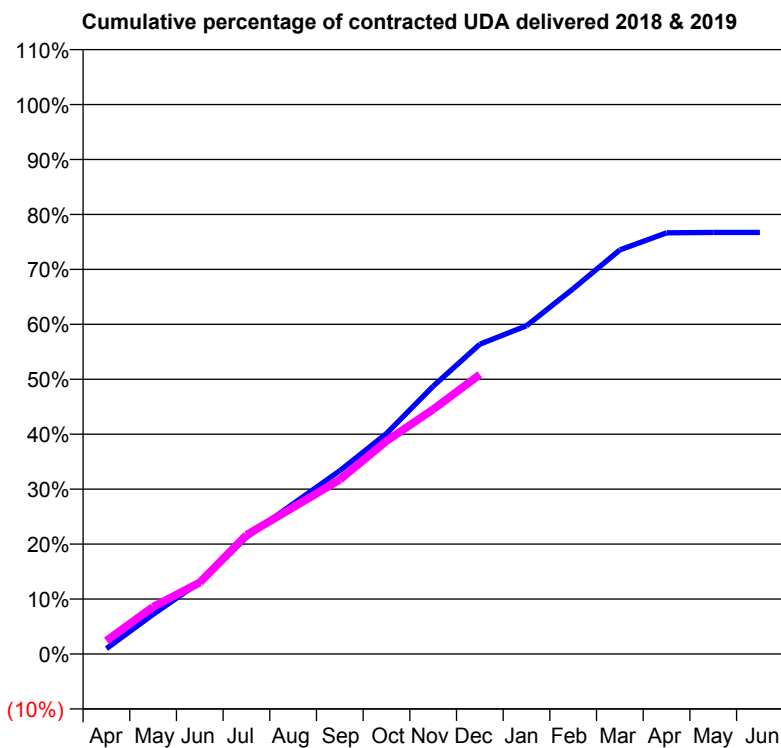
18/19 Contracted general activity (UDA)	30,685
Carry forward general activity (UDA)	0
18/19 Contracted orthodontic activity (UOA)	0
Carry forward orthodontic activity (UOA)	0
Baseline contract value	£805,007.38

ACCESS*

Patients seen in 24 months	Total	Change since previous quarter
Quarter ending December 2017	6,792	
Quarter ending March 2018	6,723	↓
Quarter ending June 2018	6,588	↓
Quarter ending September 2018	6,575	→
Quarter ending December 2018	6,453	↓
Variance since December 2017	(5.0%)	↓



ACTIVITY



Month	Adjusted Scheduled Activity (UDA)	
	2018	2019
April	305	737
May	2,213	2,634
June	4,015	3,994
July	6,516	6,648
August	8,389	8,186
September	10,233	9,735
October	12,310	11,895
November	14,954	13,658
December	17,305	15,605
January	18,326	
February	20,397	
March	22,567	
April	23,521	
May	23,544	
June	23,544	

QUALITY

	Quantity	Base Number	Contract	AT	Region	England
% of FP17s for the same patient ID Re-attending within 3 months - Children	49	1,198	4.1%	11.4%	12.3%	11.8%
% of FP17s for the same patient ID Re-attending within 3 months - Adults	438	4,224	10.4%	16.6%	15.8%	15.6%
% of FP17s for the same patient ID Re-attending between 3 & 9 months - Children	553	1,198	46.2%	54.3%	60.1%	58.8%
% of FP17s for the same patient ID Re-attending between 3 & 9 months - Adults	1,973	4,224	46.7%	45.0%	53.3%	51.0%
% of FP17s for Band 1 Urgent Courses	394	5,129	7.7%	11.8%	9.0%	9.0%
% of FP17s Relating to Free Repair or Replacements	34	5,129	0.7%	0.9%	1.0%	0.8%
% of FP17s Relating to Continuations	20	5,129	0.4%	1.2%	1.0%	0.9%
% of Patients satisfied with the dentistry they have received	3	3	N/A	91.0%	93.8%	93.2%
% of Patients satisfied with the time they had to wait for an appointment	3	3	N/A	89.4%	89.4%	88.3%

* This is based on patients treated on this contract for their most recent course of treatment. Figures in italics indicate the base number of FP17s or Patient Questionnaire responses are less than 100. N/A is shown where the base number of responses is less than 10 during the period. % is calculated as Quantity/Base number*100

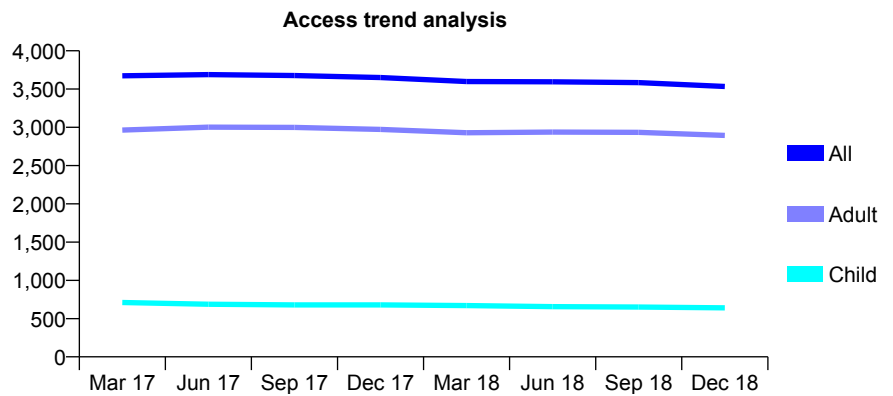
Q48 - Vital Signs At a Glance Contract Report for 161500/0001 - December 2018

Name or company name	T & T Dental
Contract type name	GDS Contract
Purpose of contract	General
Contract start date	01/04/2010
Contract end date	

18/19 Contracted general activity (UDA)	13,652
Carry forward general activity (UDA)	0
18/19 Contracted orthodontic activity (UOA)	0
Carry forward orthodontic activity (UOA)	0
Baseline contract value	£358,152.72

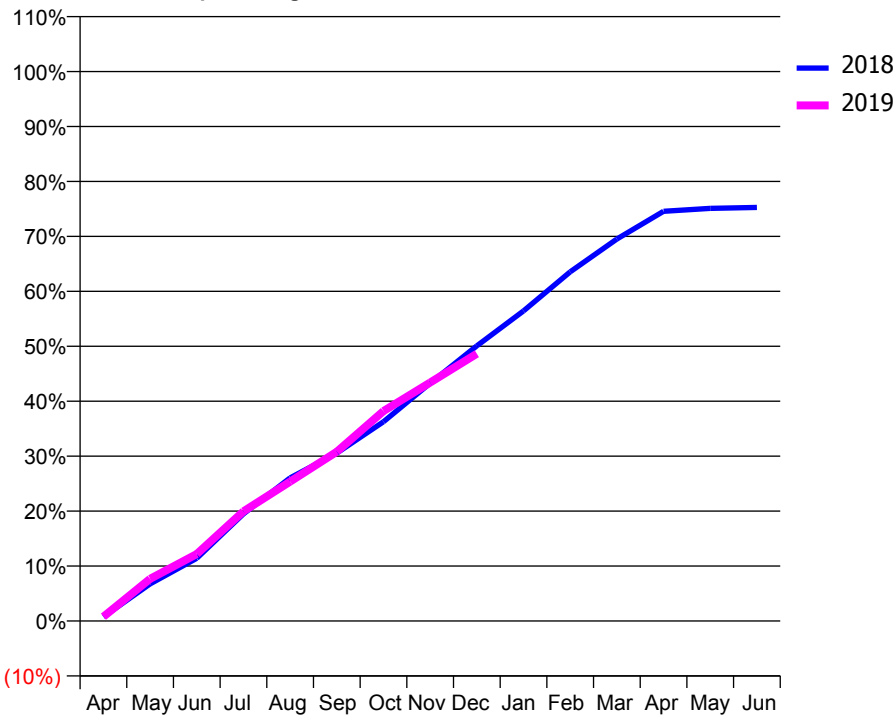
ACCESS*

Patients seen in 24 months	Total	Change since previous quarter
Quarter ending December 2017	3,651	
Quarter ending March 2018	3,599	↓
Quarter ending June 2018	3,594	→
Quarter ending September 2018	3,585	→
Quarter ending December 2018	3,534	↓
Variance since December 2017	(3.2%)	↓



ACTIVITY

Cumulative percentage of contracted UDA delivered 2018 & 2019



Month	Adjusted Scheduled Activity (UDA)	
	2018	2019
April	103	109
May	924	1,050
June	1,559	1,665
July	2,662	2,725
August	3,558	3,464
September	4,173	4,206
October	4,950	5,218
November	5,909	5,926
December	6,837	6,641
January	7,703	
February	8,676	
March	9,490	
April	10,180	
May	10,252	
June	10,274	

QUALITY

	Quantity	Base Number	Contract	AT	Region	England
% of FP17s for the same patient ID Re-attending within 3 months - Children	55	626	8.8%	11.4%	12.3%	11.8%
% of FP17s for the same patient ID Re-attending within 3 months - Adults	537	2,824	19.0%	16.6%	15.8%	15.6%
% of FP17s for the same patient ID Re-attending between 3 & 9 months - Children	284	626	45.4%	54.3%	60.1%	58.8%
% of FP17s for the same patient ID Re-attending between 3 & 9 months - Adults	1,297	2,824	45.9%	45.0%	53.3%	51.0%
% of FP17s for Band 1 Urgent Courses	404	3,045	13.3%	11.8%	9.0%	9.0%
% of FP17s Relating to Free Repair or Replacements	49	3,045	1.6%	0.9%	1.0%	0.8%
% of FP17s Relating to Continuations	42	3,045	1.4%	1.2%	1.0%	0.9%
% of Patients satisfied with the dentistry they have received	9	9	N/A	91.0%	93.8%	93.2%
% of Patients satisfied with the time they had to wait for an appointment	8	9	N/A	89.4%	89.4%	88.3%

* This is based on patients treated on this contract for their most recent course of treatment. Figures in italics indicate the base number of FP17s or Patient Questionnaire responses are less than 100. N/A is shown where the base number of responses is less than 10 during the period. % is calculated as Quantity/Base number*100

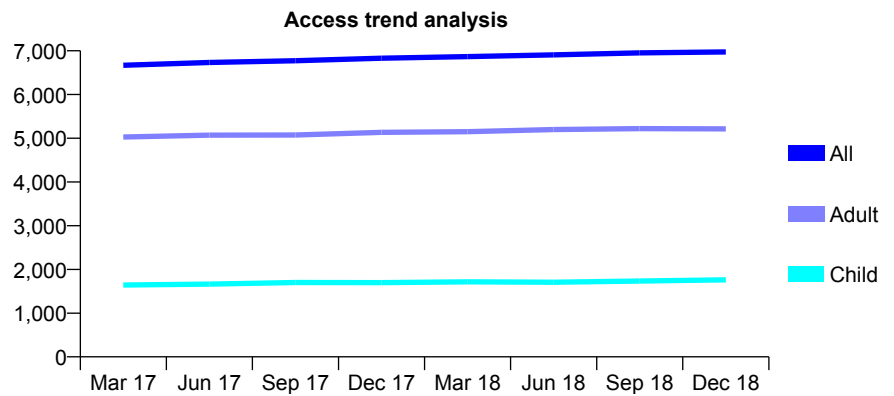
Q48 - Vital Signs At a Glance Contract Report for 165239/0001 - December 2018

Name or company name	Ventre & Ventre Limited
Contract type name	GDS Contract
Purpose of contract	General and Orthodontic
Contract start date	01/11/2014
Contract end date	

18/19 Contracted general activity (UDA)	24,721
Carry forward general activity (UDA)	95
18/19 Contracted orthodontic activity (UOA)	0
Carry forward orthodontic activity (UOA)	0
Baseline contract value	£801,284.34

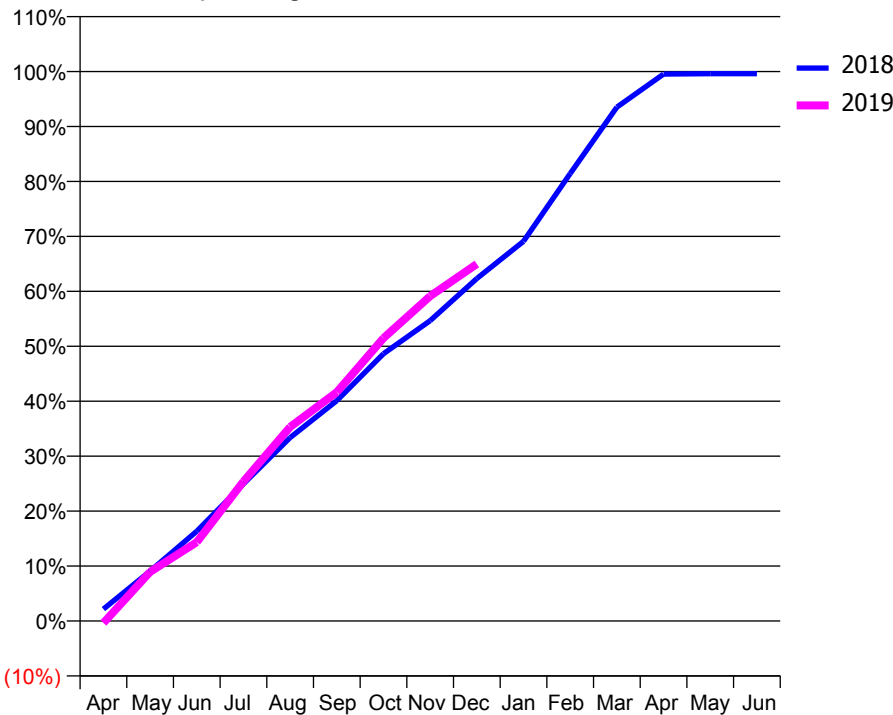
ACCESS*

Patients seen in 24 months	Total	Change since previous quarter
Quarter ending December 2017	6,831	
Quarter ending March 2018	6,866	→
Quarter ending June 2018	6,906	→
Quarter ending September 2018	6,952	→
Quarter ending December 2018	6,974	→
Variance since December 2017	2.1%	↑



ACTIVITY

Cumulative percentage of contracted UDA delivered 2018 & 2019



Month	Adjusted Scheduled Activity (UDA)	
	2018	2019
April	530	-95
May	2,219	2,208
June	3,984	3,550
July	6,089	6,276
August	8,140	8,730
September	9,778	10,297
October	11,865	12,726
November	13,332	14,615
December	15,199	16,062
January	16,852	
February	19,858	
March	22,806	
April	24,274	
May	24,293	
June	24,292	

QUALITY

	Quantity	Base Number	Contract	AT	Region	England
% of FP17s for the same patient ID Re-attending within 3 months - Children	140	1,789	7.8%	11.4%	12.3%	11.8%
% of FP17s for the same patient ID Re-attending within 3 months - Adults	853	4,807	17.7%	16.6%	15.8%	15.6%
% of FP17s for the same patient ID Re-attending between 3 & 9 months - Children	862	1,789	48.2%	54.3%	60.1%	58.8%
% of FP17s for the same patient ID Re-attending between 3 & 9 months - Adults	1,935	4,807	40.3%	45.0%	53.3%	51.0%
% of FP17s for Band 1 Urgent Courses	1,154	6,246	18.5%	11.8%	9.0%	9.0%
% of FP17s Relating to Free Repair or Replacements	80	6,246	1.3%	0.9%	1.0%	0.8%
% of FP17s Relating to Continuations	32	6,246	0.5%	1.2%	1.0%	0.9%
% of Patients satisfied with the dentistry they have received	5	5	N/A	91.0%	93.8%	93.2%
% of Patients satisfied with the time they had to wait for an appointment	5	5	N/A	89.4%	89.4%	88.3%

* This is based on patients treated on this contract for their most recent course of treatment. Figures in italics indicate the base number of FP17s or Patient Questionnaire responses are less than 100. N/A is shown where the base number of responses is less than 10 during the period. % is calculated as Quantity/Base number*100

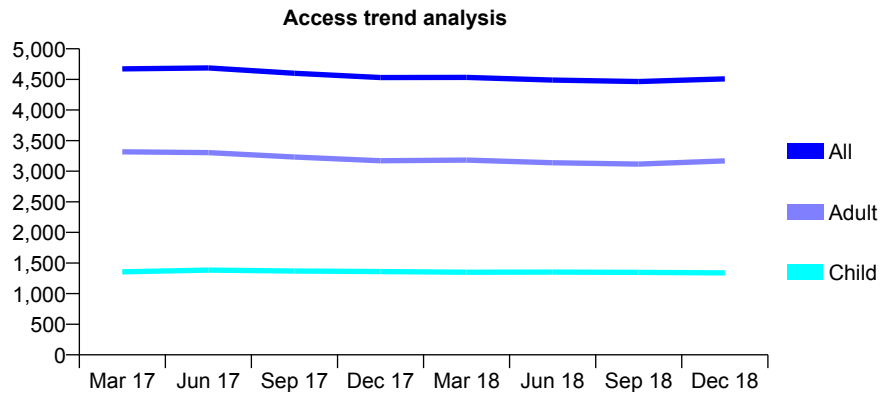
Q48 - Vital Signs At a Glance Contract Report for 166731/0001 - December 2018

Name or company name	Dental Elements
Contract type name	GDS Contract
Purpose of contract	General
Contract start date	30/03/2012
Contract end date	

18/19 Contracted general activity (UDA)	13,000
Carry forward general activity (UDA)	368
18/19 Contracted orthodontic activity (UOA)	0
Carry forward orthodontic activity (UOA)	0
Baseline contract value	£395,967.52

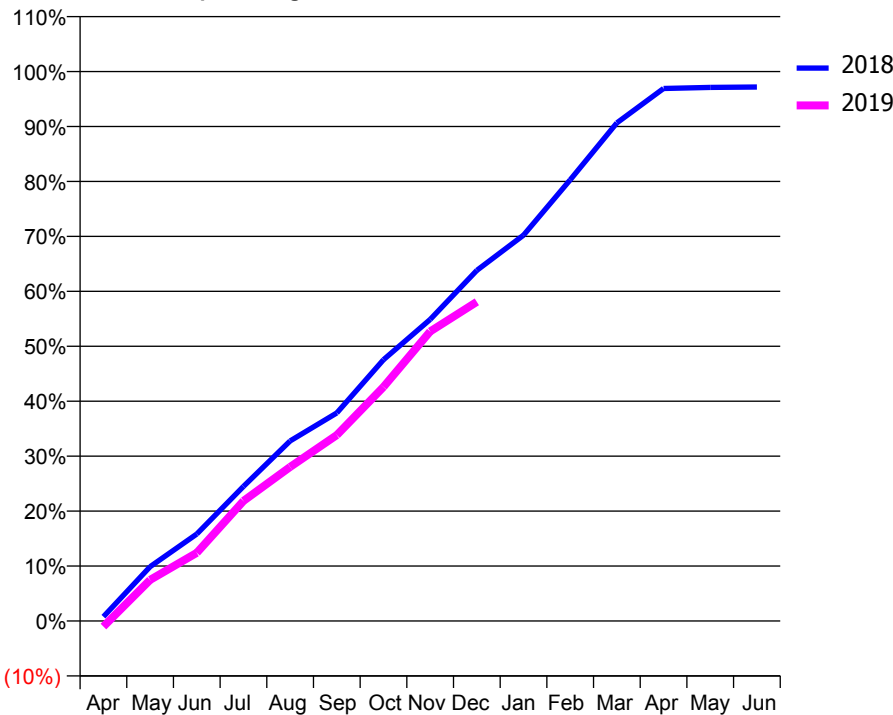
ACCESS*

Patients seen in 24 months	Total	Change since previous quarter
Quarter ending December 2017	4,531	
Quarter ending March 2018	4,533	→
Quarter ending June 2018	4,490	→
Quarter ending September 2018	4,465	→
Quarter ending December 2018	4,508	→
Variance since December 2017	(0.5%)	→



ACTIVITY

Cumulative percentage of contracted UDA delivered 2018 & 2019



Month	Adjusted Scheduled Activity (UDA)	
	2018	2019
April	102	-134
May	1,284	972
June	2,057	1,614
July	3,184	2,841
August	4,261	3,646
September	4,923	4,400
October	6,181	5,537
November	7,134	6,850
December	8,296	7,551
January	9,127	
February	10,437	
March	11,783	
April	12,598	
May	12,623	
June	12,632	

QUALITY

	Quantity	Base Number	Contract	AT	Region	England
% of FP17s for the same patient ID Re-attending within 3 months - Children	186	1,523	12.2%	11.4%	12.3%	11.8%
% of FP17s for the same patient ID Re-attending within 3 months - Adults	423	2,788	15.2%	16.6%	15.8%	15.6%
% of FP17s for the same patient ID Re-attending between 3 & 9 months - Children	805	1,523	52.9%	54.3%	60.1%	58.8%
% of FP17s for the same patient ID Re-attending between 3 & 9 months - Adults	1,267	2,788	45.4%	45.0%	53.3%	51.0%
% of FP17s for Band 1 Urgent Courses	233	3,946	5.9%	11.8%	9.0%	9.0%
% of FP17s Relating to Free Repair or Replacements	50	3,946	1.3%	0.9%	1.0%	0.8%
% of FP17s Relating to Continuations	89	3,946	2.3%	1.2%	1.0%	0.9%
% of Patients satisfied with the dentistry they have received	0	0	N/A	91.0%	93.8%	93.2%
% of Patients satisfied with the time they had to wait for an appointment	0	0	N/A	89.4%	89.4%	88.3%

* This is based on patients treated on this contract for their most recent course of treatment. Figures in italics indicate the base number of FP17s or Patient Questionnaire responses are less than 100. N/A is shown where the base number of responses is less than 10 during the period. % is calculated as Quantity/Base number*100

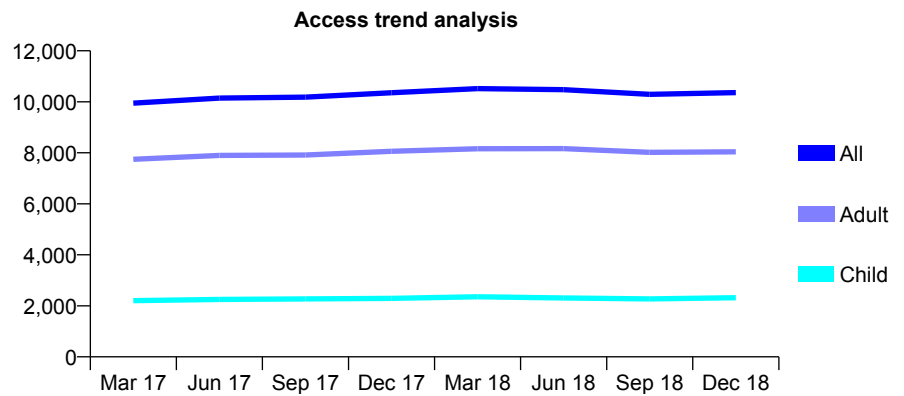
Q48 - Vital Signs At a Glance Contract Report for 169196/0001 - December 2018

Name or company name	Zein and Alraslani
Contract type name	GDS Contract
Purpose of contract	General
Contract start date	01/06/2012
Contract end date	

18/19 Contracted general activity (UDA)	34,141
Carry forward general activity (UDA)	0
18/19 Contracted orthodontic activity (UOA)	0
Carry forward orthodontic activity (UOA)	0
Baseline contract value	£933,970.29

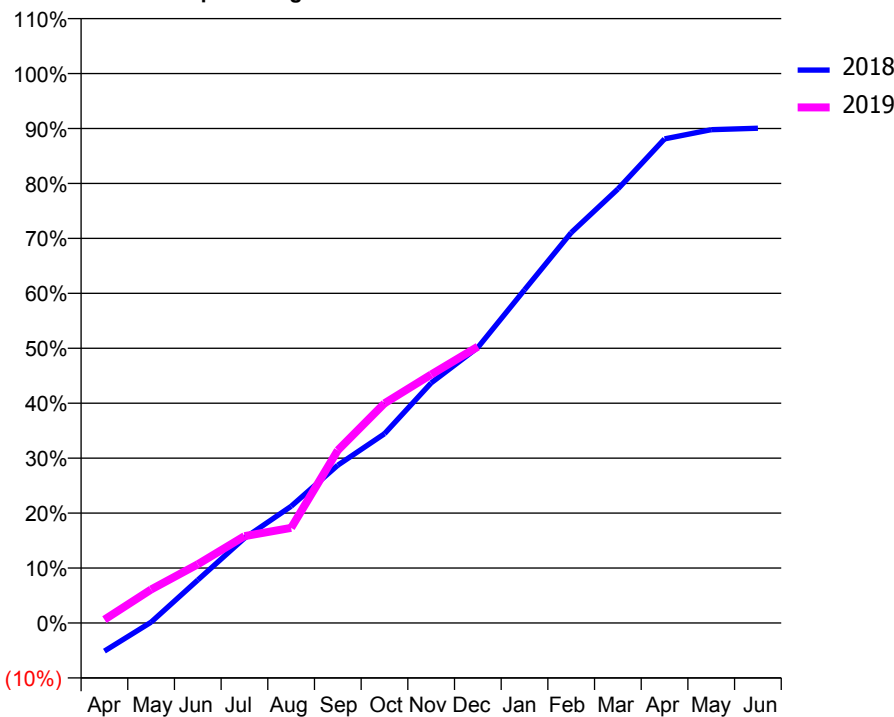
ACCESS*

Patients seen in 24 months	Total	Change since previous quarter
Quarter ending December 2017	10,354	
Quarter ending March 2018	10,519	→
Quarter ending June 2018	10,476	→
Quarter ending September 2018	10,292	↓
Quarter ending December 2018	10,359	→
Variance since December 2017	0.0%	→



ACTIVITY

Cumulative percentage of contracted UDA delivered 2018 & 2019



Month	Adjusted Scheduled Activity (UDA)	
	2018	2019
April	-1,750	210
May	51	2,080
June	2,671	3,646
July	5,276	5,399
August	7,252	5,912
September	9,804	10,730
October	11,758	13,652
November	14,915	15,437
December	17,121	17,170
January	20,699	
February	24,257	
March	26,961	
April	30,079	
May	30,654	
June	30,744	

QUALITY

	Quantity	Base Number	Contract	AT	Region	England
% of FP17s for the same patient ID Re-attending within 3 months - Children	165	1,781	9.3%	11.4%	12.3%	11.8%
% of FP17s for the same patient ID Re-attending within 3 months - Adults	1,042	5,429	19.2%	16.6%	15.8%	15.6%
% of FP17s for the same patient ID Re-attending between 3 & 9 months - Children	657	1,781	36.9%	54.3%	60.1%	58.8%
% of FP17s for the same patient ID Re-attending between 3 & 9 months - Adults	1,353	5,429	24.9%	45.0%	53.3%	51.0%
% of FP17s for Band 1 Urgent Courses	1,497	6,144	24.4%	11.8%	9.0%	9.0%
% of FP17s Relating to Free Repair or Replacements	57	6,144	0.9%	0.9%	1.0%	0.8%
% of FP17s Relating to Continuations	55	6,144	0.9%	1.2%	1.0%	0.9%
% of Patients satisfied with the dentistry they have received	5	5	N/A	91.0%	93.8%	93.2%
% of Patients satisfied with the time they had to wait for an appointment	5	5	N/A	89.4%	89.4%	88.3%

* This is based on patients treated on this contract for their most recent course of treatment. Figures in italics indicate the base number of FP17s or Patient Questionnaire responses are less than 100. N/A is shown where the base number of responses is less than 10 during the period. % is calculated as Quantity/Base number*100

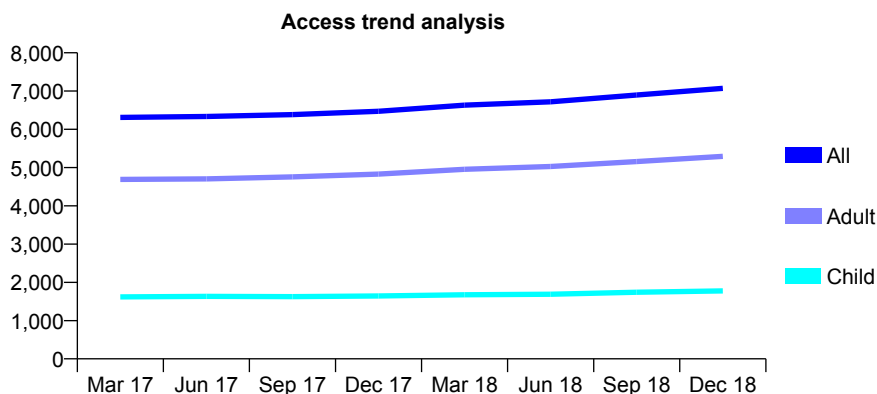
Q48 - Vital Signs At a Glance Contract Report for 170119/0001 - December 2018

Name or company name	Jon Westall
Contract type name	GDS Contract
Purpose of contract	General
Contract start date	30/03/2012
Contract end date	

18/19 Contracted general activity (UDA)	20,500
Carry forward general activity (UDA)	357
18/19 Contracted orthodontic activity (UOA)	0
Carry forward orthodontic activity (UOA)	0
Baseline contract value	£475,603.52

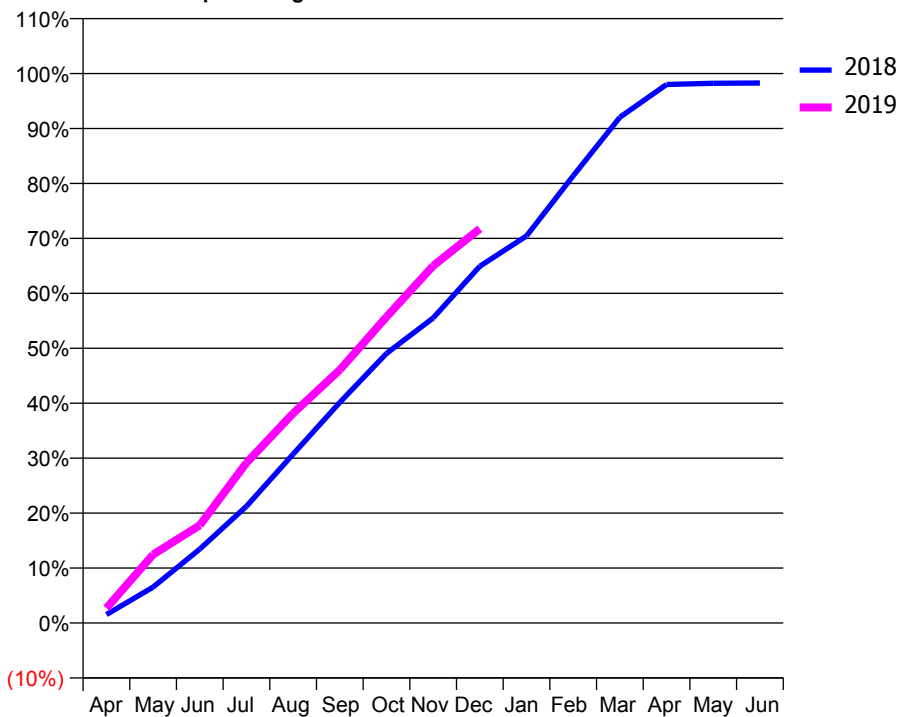
ACCESS*

Patients seen in 24 months	Total	Change since previous quarter
Quarter ending December 2017	6,472	
Quarter ending March 2018	6,632	↑
Quarter ending June 2018	6,720	→
Quarter ending September 2018	6,896	↑
Quarter ending December 2018	7,071	↑
Variance since December 2017	9.3%	↑



ACTIVITY

Cumulative percentage of contracted UDA delivered 2018 & 2019



Month	Adjusted Scheduled Activity (UDA)	
	2018	2019
April	318	557
May	1,340	2,554
June	2,757	3,650
July	4,355	5,978
August	6,298	7,824
September	8,231	9,444
October	10,055	11,420
November	11,382	13,326
December	13,310	14,710
January	14,438	
February	16,682	
March	18,868	
April	20,089	
May	20,135	
June	20,143	

QUALITY

	Quantity	Base Number	Contract	AT	Region	England
% of FP17s for the same patient ID Re-attending within 3 months - Children	119	1,628	7.3%	11.4%	12.3%	11.8%
% of FP17s for the same patient ID Re-attending within 3 months - Adults	741	5,006	14.8%	16.6%	15.8%	15.6%
% of FP17s for the same patient ID Re-attending between 3 & 9 months - Children	846	1,628	52.0%	54.3%	60.1%	58.8%
% of FP17s for the same patient ID Re-attending between 3 & 9 months - Adults	2,155	5,006	43.0%	45.0%	53.3%	51.0%
% of FP17s for Band 1 Urgent Courses	634	6,189	10.2%	11.8%	9.0%	9.0%
% of FP17s Relating to Free Repair or Replacements	69	6,189	1.1%	0.9%	1.0%	0.8%
% of FP17s Relating to Continuations	123	6,189	2.0%	1.2%	1.0%	0.9%
% of Patients satisfied with the dentistry they have received	3	3	N/A	91.0%	93.8%	93.2%
% of Patients satisfied with the time they had to wait for an appointment	3	3	N/A	89.4%	89.4%	88.3%

* This is based on patients treated on this contract for their most recent course of treatment. Figures in italics indicate the base number of FP17s or Patient Questionnaire responses are less than 100. N/A is shown where the base number of responses is less than 10 during the period. % is calculated as Quantity/Base number*100

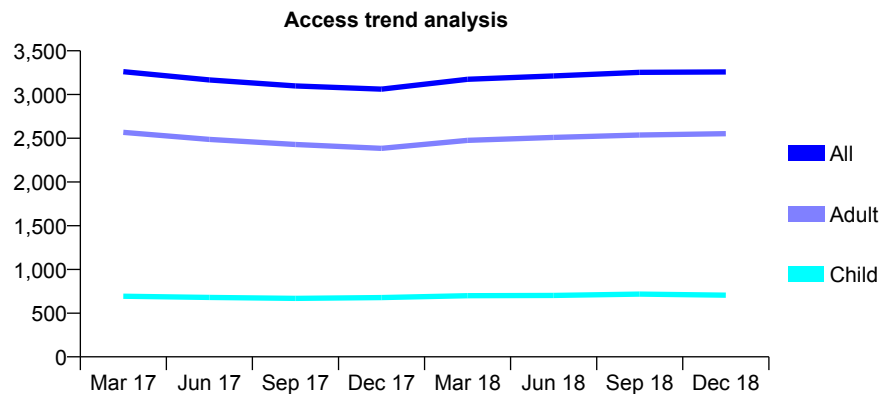
Q48 - Vital Signs At a Glance Contract Report for 170291/0001 - December 2018

Name or company name	Thornton Dental Practice
Contract type name	PDS Contract
Purpose of contract	General
Contract start date	01/04/2011
Contract end date	31/03/2021

18/19 Contracted general activity (UDA)	11,716
Carry forward general activity (UDA)	0
18/19 Contracted orthodontic activity (UOA)	0
Carry forward orthodontic activity (UOA)	0
Baseline contract value	£376,117.44

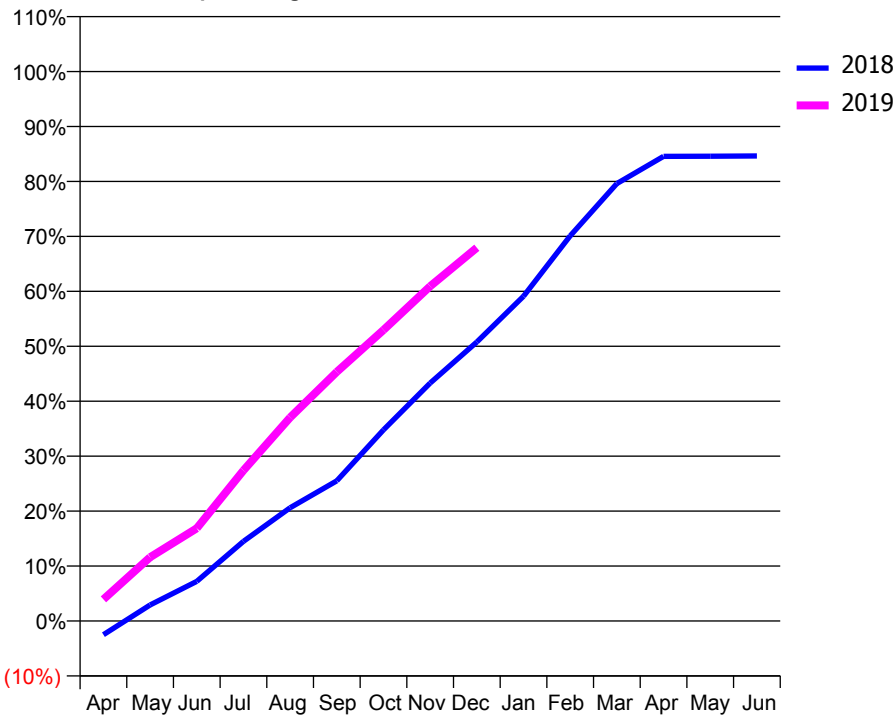
ACCESS*

Patients seen in 24 months	Total	Change since previous quarter
Quarter ending December 2017	3,062	
Quarter ending March 2018	3,175	↑
Quarter ending June 2018	3,212	→
Quarter ending September 2018	3,254	→
Quarter ending December 2018	3,258	→
Variance since December 2017	6.4%	↑



ACTIVITY

Cumulative percentage of contracted UDA delivered 2018 & 2019



Month	Adjusted Scheduled Activity (UDA)	
	2018	2019
April	-295	462
May	341	1,359
June	845	1,977
July	1,698	3,212
August	2,414	4,339
September	2,989	5,311
October	4,074	6,205
November	5,074	7,138
December	5,950	7,961
January	6,924	
February	8,211	
March	9,328	
April	9,908	
May	9,910	
June	9,915	

QUALITY

	Quantity	Base Number	Contract	AT	Region	England
% of FP17s for the same patient ID Re-attending within 3 months - Children	89	816	10.9%	11.4%	12.3%	11.8%
% of FP17s for the same patient ID Re-attending within 3 months - Adults	580	2,634	22.0%	16.6%	15.8%	15.6%
% of FP17s for the same patient ID Re-attending between 3 & 9 months - Children	426	816	52.2%	54.3%	60.1%	58.8%
% of FP17s for the same patient ID Re-attending between 3 & 9 months - Adults	1,179	2,634	44.8%	45.0%	53.3%	51.0%
% of FP17s for Band 1 Urgent Courses	498	3,267	15.2%	11.8%	9.0%	9.0%
% of FP17s Relating to Free Repair or Replacements	91	3,267	2.8%	0.9%	1.0%	0.8%
% of FP17s Relating to Continuations	58	3,267	1.8%	1.2%	1.0%	0.9%
% of Patients satisfied with the dentistry they have received	3	3	N/A	91.0%	93.8%	93.2%
% of Patients satisfied with the time they had to wait for an appointment	3	3	N/A	89.4%	89.4%	88.3%

* This is based on patients treated on this contract for their most recent course of treatment. Figures in italics indicate the base number of FP17s or Patient Questionnaire responses are less than 100. N/A is shown where the base number of responses is less than 10 during the period. % is calculated as Quantity/Base number*100

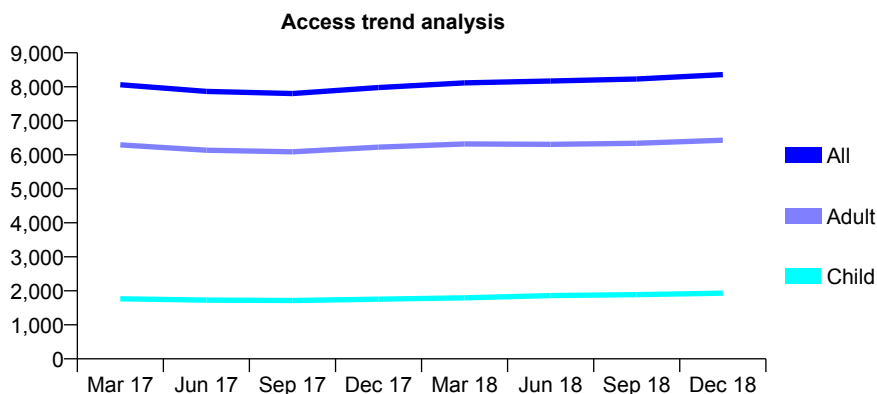
Q48 - Vital Signs At a Glance Contract Report for 171220/0001 - December 2018

Name or company name	L G Woodgate Ltd
Contract type name	GDS Contract
Purpose of contract	General
Contract start date	01/01/2011
Contract end date	

18/19 Contracted general activity (UDA)	27,000
Carry forward general activity (UDA)	0
18/19 Contracted orthodontic activity (UOA)	0
Carry forward orthodontic activity (UOA)	0
Baseline contract value	£676,885.32

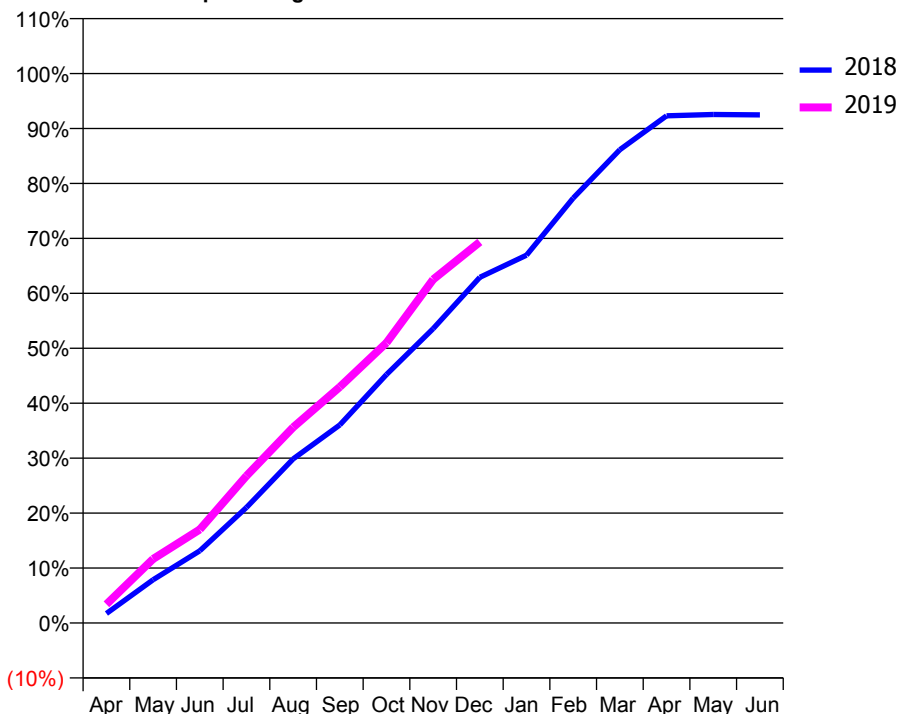
ACCESS*

Patients seen in 24 months	Total	Change since previous quarter
Quarter ending December 2017	7,980	
Quarter ending March 2018	8,117	→
Quarter ending June 2018	8,169	→
Quarter ending September 2018	8,230	→
Quarter ending December 2018	8,360	→
Variance since December 2017	4.8%	↑



ACTIVITY

Cumulative percentage of contracted UDA delivered 2018 & 2019



Month	Adjusted Scheduled Activity (UDA)	
	2018	2019
April	467	922
May	2,128	3,151
June	3,550	4,595
July	5,676	7,229
August	8,063	9,614
September	9,732	11,599
October	12,207	13,771
November	14,464	16,884
December	16,985	18,722
January	18,074	
February	20,879	
March	23,260	
April	24,924	
May	24,987	
June	24,965	

QUALITY

	Quantity	Base Number	Contract	AT	Region	England
% of FP17s for the same patient ID Re-attending within 3 months - Children	224	2,456	9.1%	11.4%	12.3%	11.8%
% of FP17s for the same patient ID Re-attending within 3 months - Adults	1,006	6,635	15.2%	16.6%	15.8%	15.6%
% of FP17s for the same patient ID Re-attending between 3 & 9 months - Children	1,480	2,456	60.3%	54.3%	60.1%	58.8%
% of FP17s for the same patient ID Re-attending between 3 & 9 months - Adults	3,344	6,635	50.4%	45.0%	53.3%	51.0%
% of FP17s for Band 1 Urgent Courses	1,366	8,484	16.1%	11.8%	9.0%	9.0%
% of FP17s Relating to Free Repair or Replacements	164	8,484	1.9%	0.9%	1.0%	0.8%
% of FP17s Relating to Continuations	16	8,484	0.2%	1.2%	1.0%	0.9%
% of Patients satisfied with the dentistry they have received	4	4	N/A	91.0%	93.8%	93.2%
% of Patients satisfied with the time they had to wait for an appointment	4	4	N/A	89.4%	89.4%	88.3%

* This is based on patients treated on this contract for their most recent course of treatment. Figures in italics indicate the base number of FP17s or Patient Questionnaire responses are less than 100. N/A is shown where the base number of responses is less than 10 during the period. % is calculated as Quantity/Base number*100

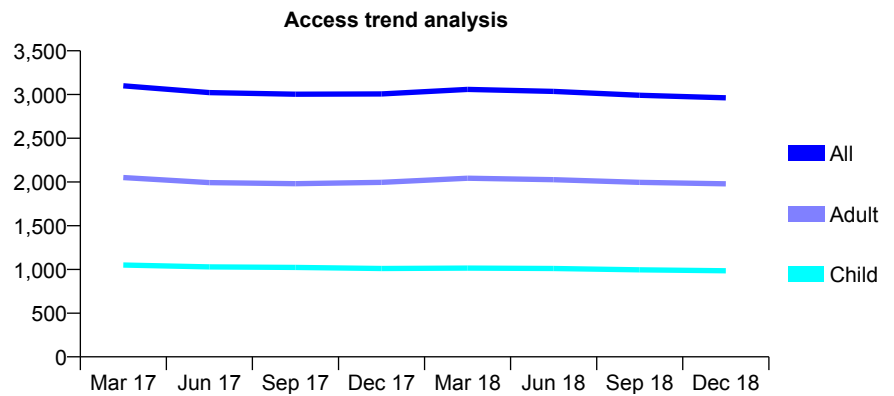
Q48 - Vital Signs At a Glance Contract Report for 171808/0001 - December 2018

Name or company name	Hunts Cross D C Limited
Contract type name	GDS Contract
Purpose of contract	General
Contract start date	01/11/2011
Contract end date	

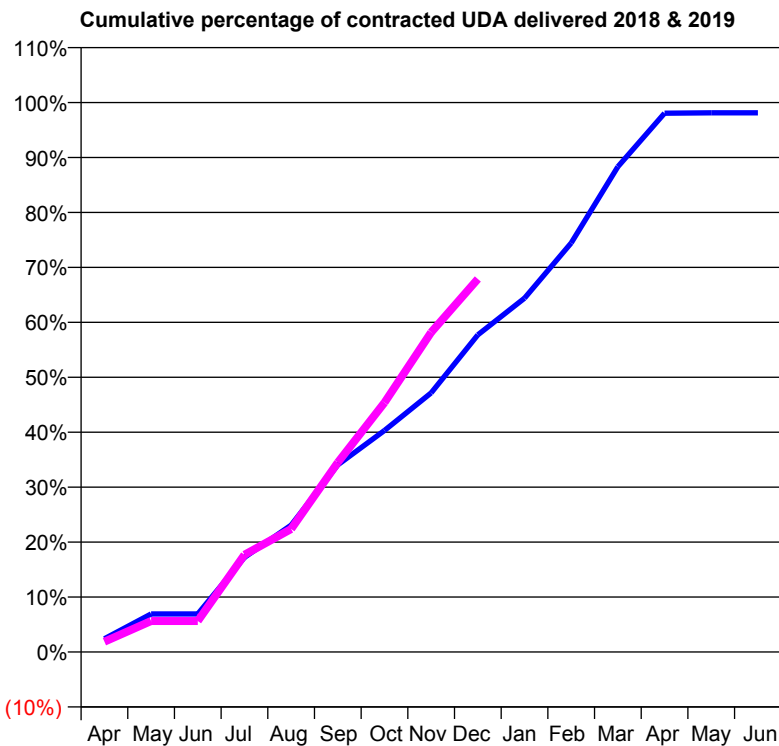
18/19 Contracted general activity (UDA)	7,129
Carry forward general activity (UDA)	133
18/19 Contracted orthodontic activity (UOA)	0
Carry forward orthodontic activity (UOA)	0
Baseline contract value	£190,358.57

ACCESS*

Patients seen in 24 months	Total	Change since previous quarter
Quarter ending December 2017	3,006	
Quarter ending March 2018	3,058	→
Quarter ending June 2018	3,036	→
Quarter ending September 2018	2,991	↓
Quarter ending December 2018	2,963	→
Variance since December 2017	(1.4%)	↓



ACTIVITY



Month	Adjusted Scheduled Activity (UDA)	
	2018	2019
April	172	134
May	495	402
June	495	402
July	1,227	1,261
August	1,646	1,595
September	2,429	2,459
October	2,875	3,236
November	3,363	4,148
December	4,116	4,840
January	4,590	
February	5,307	
March	6,296	
April	6,990	
May	6,996	
June	6,996	

QUALITY

	Quantity	Base Number	Contract	AT	Region	England
% of FP17s for the same patient ID Re-attending within 3 months - Children	161	1,203	13.4%	11.4%	12.3%	11.8%
% of FP17s for the same patient ID Re-attending within 3 months - Adults	308	1,624	19.0%	16.6%	15.8%	15.6%
% of FP17s for the same patient ID Re-attending between 3 & 9 months - Children	658	1,203	54.7%	54.3%	60.1%	58.8%
% of FP17s for the same patient ID Re-attending between 3 & 9 months - Adults	579	1,624	35.7%	45.0%	53.3%	51.0%
% of FP17s for Band 1 Urgent Courses	266	2,207	12.1%	11.8%	9.0%	9.0%
% of FP17s Relating to Free Repair or Replacements	21	2,207	1.0%	0.9%	1.0%	0.8%
% of FP17s Relating to Continuations	14	2,207	0.6%	1.2%	1.0%	0.9%
% of Patients satisfied with the dentistry they have received	1	1	N/A	91.0%	93.8%	93.2%
% of Patients satisfied with the time they had to wait for an appointment	1	1	N/A	89.4%	89.4%	88.3%

* This is based on patients treated on this contract for their most recent course of treatment. Figures in italics indicate the base number of FP17s or Patient Questionnaire responses are less than 100. N/A is shown where the base number of responses is less than 10 during the period. % is calculated as Quantity/Base number*100

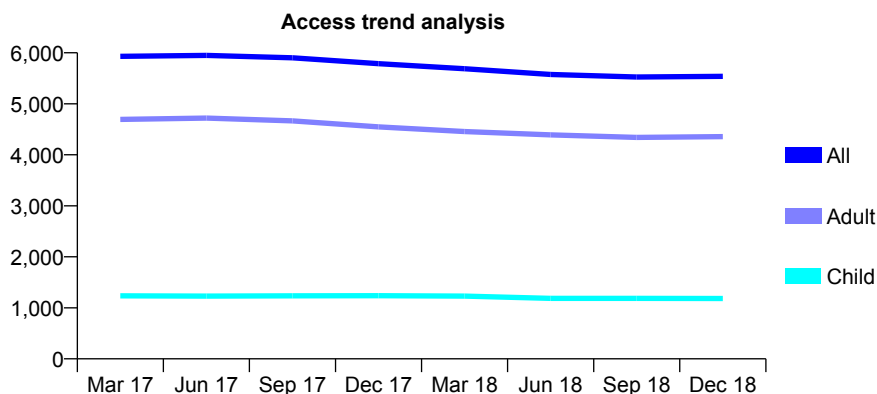
Q48 - Vital Signs At a Glance Contract Report for 171859/0002 - December 2018

Name or company name	Oak Dental Care Limited
Contract type name	Pilot Contract
Purpose of contract	General and Orthodontic
Contract start date	01/09/2007
Contract end date	

18/19 Contracted general activity (UDA)	18,048
Carry forward general activity (UDA)	0
18/19 Contracted orthodontic activity (UOA)	0
Carry forward orthodontic activity (UOA)	0
Baseline contract value	£545,100.87

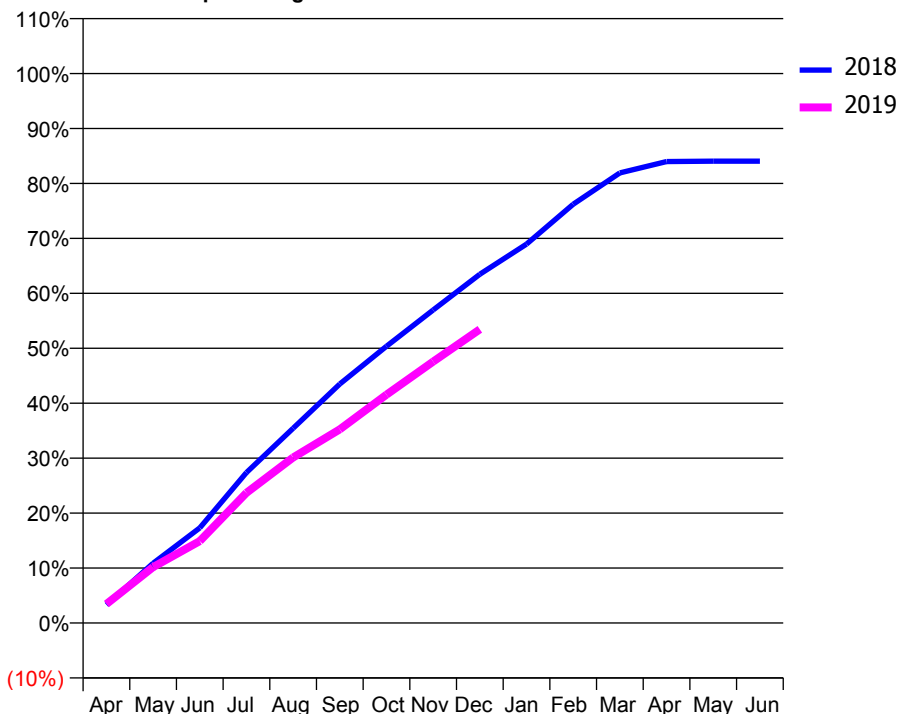
ACCESS*

Patients seen in 24 months	Total	Change since previous quarter
Quarter ending December 2017	5,788	
Quarter ending March 2018	5,687	↓
Quarter ending June 2018	5,576	↓
Quarter ending September 2018	5,526	→
Quarter ending December 2018	5,539	→
Variance since December 2017	(4.3%)	↓



ACTIVITY

Cumulative percentage of contracted UDA delivered 2018 & 2019



Month	Adjusted Scheduled Activity (UDA)	
	2018	2019
April	589	625
May	1,935	1,839
June	3,079	2,691
July	4,870	4,278
August	6,300	5,438
September	7,733	6,363
October	8,955	7,499
November	10,127	8,586
December	11,286	9,648
January	12,260	
February	13,548	
March	14,564	
April	14,932	
May	14,943	
June	14,945	

QUALITY

	Quantity	Base Number	Contract	AT	Region	England
% of FP17s for the same patient ID Re-attending within 3 months - Children	63	991	6.4%	11.4%	12.3%	11.8%
% of FP17s for the same patient ID Re-attending within 3 months - Adults	548	3,827	14.3%	16.6%	15.8%	15.6%
% of FP17s for the same patient ID Re-attending between 3 & 9 months - Children	402	991	40.6%	54.3%	60.1%	58.8%
% of FP17s for the same patient ID Re-attending between 3 & 9 months - Adults	1,433	3,827	37.4%	45.0%	53.3%	51.0%
% of FP17s for Band 1 Urgent Courses	458	4,606	9.9%	11.8%	9.0%	9.0%
% of FP17s Relating to Free Repair or Replacements	24	4,606	0.5%	0.9%	1.0%	0.8%
% of FP17s Relating to Continuations	40	4,606	0.9%	1.2%	1.0%	0.9%
% of Patients satisfied with the dentistry they have received	4	5	N/A	91.0%	93.8%	93.2%
% of Patients satisfied with the time they had to wait for an appointment	4	5	N/A	89.4%	89.4%	88.3%

* This is based on patients treated on this contract for their most recent course of treatment. Figures in italics indicate the base number of FP17s or Patient Questionnaire responses are less than 100. N/A is shown where the base number of responses is less than 10 during the period. % is calculated as Quantity/Base number*100

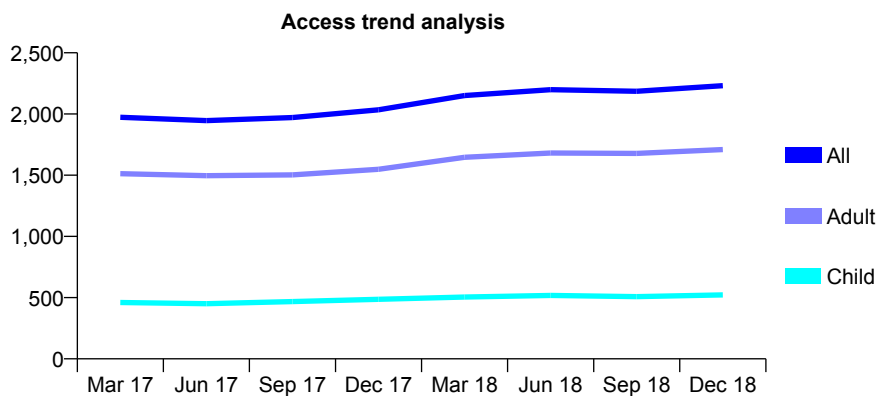
Q48 - Vital Signs At a Glance Contract Report for 171859/0005 - December 2018

Name or company name	Oak Dental Care Limited
Contract type name	GDS Contract
Purpose of contract	General
Contract start date	09/07/2012
Contract end date	

18/19 Contracted general activity (UDA)	6,307
Carry forward general activity (UDA)	69
18/19 Contracted orthodontic activity (UOA)	0
Carry forward orthodontic activity (UOA)	0
Baseline contract value	£192,690.25

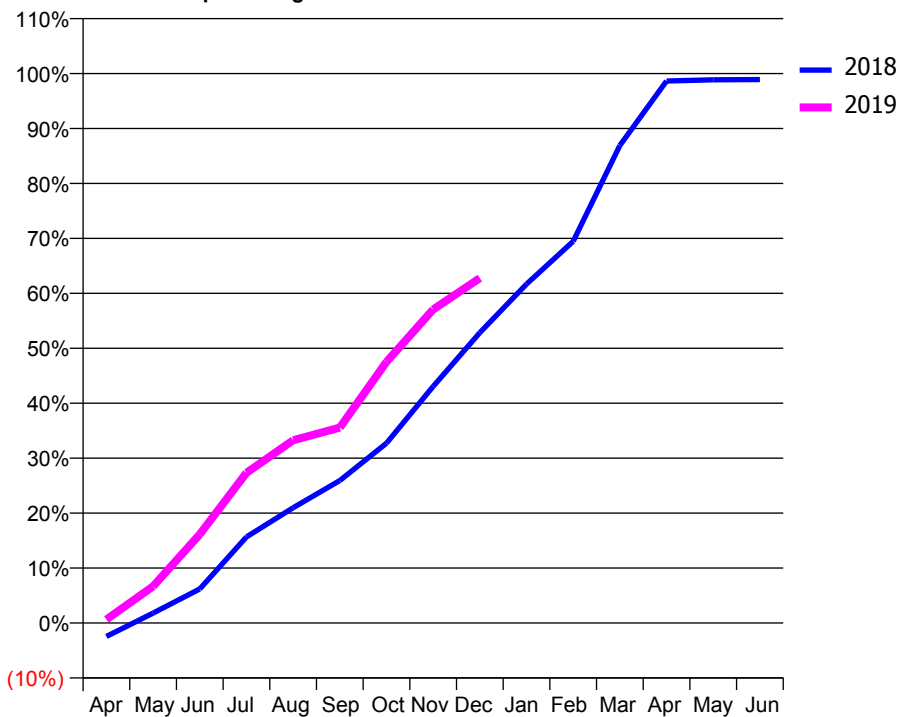
ACCESS*

Patients seen in 24 months	Total	Change since previous quarter
Quarter ending December 2017	2,034	
Quarter ending March 2018	2,151	↑
Quarter ending June 2018	2,199	↑
Quarter ending September 2018	2,186	→
Quarter ending December 2018	2,232	↑
Variance since December 2017	9.7%	↑



ACTIVITY

Cumulative percentage of contracted UDA delivered 2018 & 2019



Month	Adjusted Scheduled Activity (UDA)	
	2018	2019
April	-156	41
May	114	422
June	391	1,018
July	988	1,724
August	1,323	2,098
September	1,636	2,243
October	2,065	2,997
November	2,717	3,599
December	3,333	3,959
January	3,889	
February	4,382	
March	5,482	
April	6,221	
May	6,235	
June	6,238	

QUALITY

	Quantity	Base Number	Contract	AT	Region	England
% of FP17s for the same patient ID Re-attending within 3 months - Children	20	431	4.6%	11.4%	12.3%	11.8%
% of FP17s for the same patient ID Re-attending within 3 months - Adults	216	1,421	15.2%	16.6%	15.8%	15.6%
% of FP17s for the same patient ID Re-attending between 3 & 9 months - Children	195	431	45.2%	54.3%	60.1%	58.8%
% of FP17s for the same patient ID Re-attending between 3 & 9 months - Adults	544	1,421	38.3%	45.0%	53.3%	51.0%
% of FP17s for Band 1 Urgent Courses	214	1,656	12.9%	11.8%	9.0%	9.0%
% of FP17s Relating to Free Repair or Replacements	9	1,656	0.5%	0.9%	1.0%	0.8%
% of FP17s Relating to Continuations	21	1,656	1.3%	1.2%	1.0%	0.9%
% of Patients satisfied with the dentistry they have received	3	3	N/A	91.0%	93.8%	93.2%
% of Patients satisfied with the time they had to wait for an appointment	3	3	N/A	89.4%	89.4%	88.3%

* This is based on patients treated on this contract for their most recent course of treatment. Figures in italics indicate the base number of FP17s or Patient Questionnaire responses are less than 100. N/A is shown where the base number of responses is less than 10 during the period. % is calculated as Quantity/Base number*100

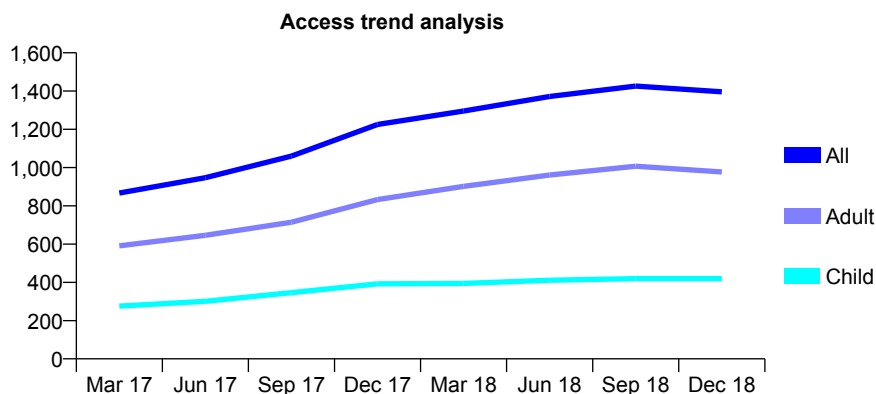
Q48 - Vital Signs At a Glance Contract Report for 174343/0009 - December 2018

Name or company name	Bridgewater Community Healthcare NHS F
Contract type name	PDS Contract
Purpose of contract	General
Contract start date	01/04/2015
Contract end date	31/03/2021

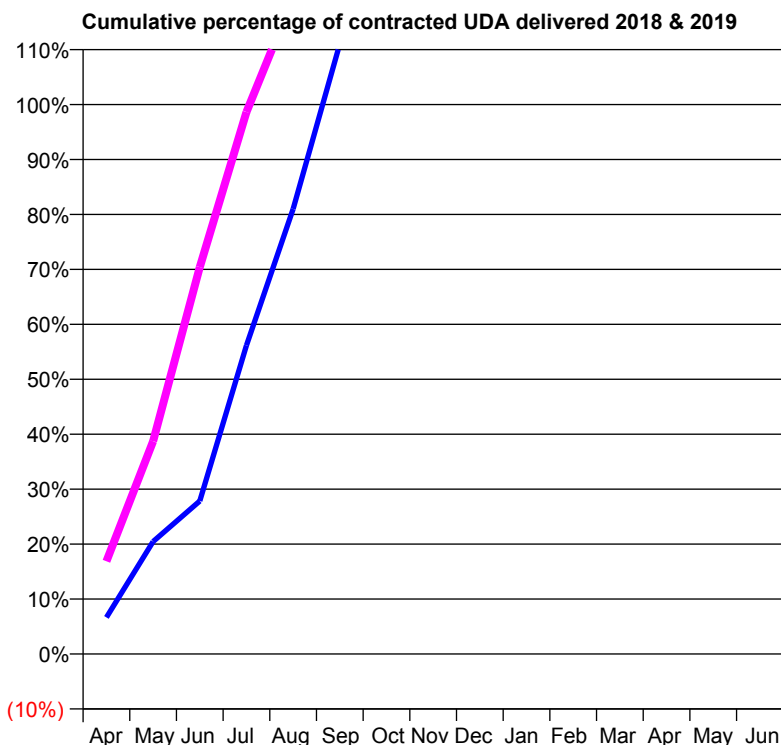
18/19 Contracted general activity (UDA)	992
Carry forward general activity (UDA)	0
18/19 Contracted orthodontic activity (UOA)	0
Carry forward orthodontic activity (UOA)	0
Baseline contract value	£342,546.09

ACCESS*

Patients seen in 24 months	Total	Change since previous quarter
Quarter ending December 2017	1,225	
Quarter ending March 2018	1,296	↑
Quarter ending June 2018	1,372	↑
Quarter ending September 2018	1,426	↑
Quarter ending December 2018	1,396	↓
Variance since December 2017	14.0%	↑



ACTIVITY



Adjusted Scheduled Activity (UDA)		
Month	2018	2019
April	66	167
May	203	384
June	276	698
July	557	978
August	803	1,185
September	1,101	1,438
October	1,388	1,697
November	1,591	2,002
December	1,998	2,186
January	2,294	
February	2,620	
March	2,944	
April	3,055	
May	3,064	
June	3,065	

QUALITY

	Quantity	Base Number	Contract	AT	Region	England
% of FP17s for the same patient ID Re-attending within 3 months - Children	33	456	7.2%	11.4%	12.3%	11.8%
% of FP17s for the same patient ID Re-attending within 3 months - Adults	98	869	11.3%	16.6%	15.8%	15.6%
% of FP17s for the same patient ID Re-attending between 3 & 9 months - Children	123	456	27.0%	54.3%	60.1%	58.8%
% of FP17s for the same patient ID Re-attending between 3 & 9 months - Adults	365	869	42.0%	45.0%	53.3%	51.0%
% of FP17s for Band 1 Urgent Courses	49	1,230	4.0%	11.8%	9.0%	9.0%
% of FP17s Relating to Free Repair or Replacements	0	1,230	0.0%	0.9%	1.0%	0.8%
% of FP17s Relating to Continuations	5	1,230	0.4%	1.2%	1.0%	0.9%
% of Patients satisfied with the dentistry they have received	0	0	N/A	91.0%	93.8%	93.2%
% of Patients satisfied with the time they had to wait for an appointment	0	0	N/A	89.4%	89.4%	88.3%

* This is based on patients treated on this contract for their most recent course of treatment. Figures in italics indicate the base number of FP17s or Patient Questionnaire responses are less than 100. N/A is shown where the base number of responses is less than 10 during the period. % is calculated as Quantity/Base number*100

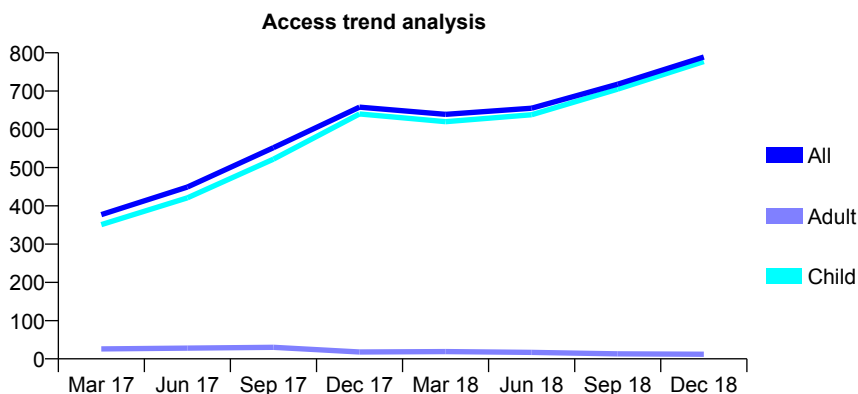
Q48 - Vital Signs At a Glance Contract Report for 174343/0010 - December 2018

Name or company name	Bridgewater Community Healthcare NHS F
Contract type name	PDS Contract
Purpose of contract	General
Contract start date	01/04/2015
Contract end date	31/03/2021

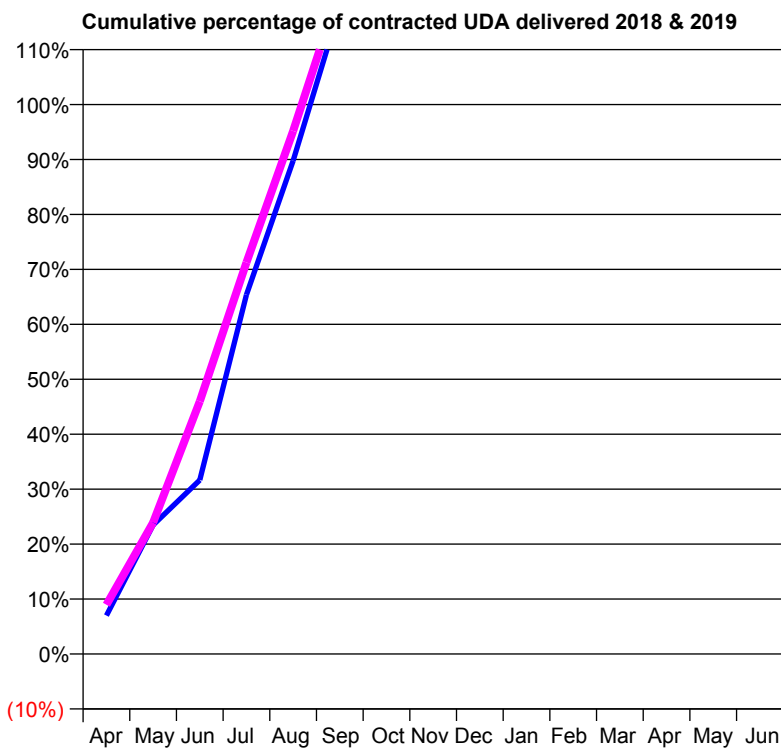
18/19 Contracted general activity (UDA)	771
Carry forward general activity (UDA)	0
18/19 Contracted orthodontic activity (UOA)	0
Carry forward orthodontic activity (UOA)	0
Baseline contract value	£652,975.32

ACCESS*

Patients seen in 24 months	Total	Change since previous quarter
Quarter ending December 2017	658	
Quarter ending March 2018	639	↓
Quarter ending June 2018	655	↑
Quarter ending September 2018	718	↑
Quarter ending December 2018	789	↑
Variance since December 2017	19.9%	↑



ACTIVITY



Adjusted Scheduled Activity (UDA)		
Month	2018	2019
April	54	69
May	181	184
June	244	354
July	504	549
August	692	734
September	906	934
October	1,065	1,201
November	1,204	1,527
December	1,492	1,718
January	1,698	
February	1,932	
March	2,020	
April	2,068	
May	2,076	
June	2,077	

QUALITY

	Quantity	Base Number	Contract	AT	Region	England
% of FP17s for the same patient ID Re-attending within 3 months - Children	12	742	1.6%	11.4%	12.3%	11.8%
% of FP17s for the same patient ID Re-attending within 3 months - Adults	0	6	0.0%	16.6%	15.8%	15.6%
% of FP17s for the same patient ID Re-attending between 3 & 9 months - Children	4	742	0.5%	54.3%	60.1%	58.8%
% of FP17s for the same patient ID Re-attending between 3 & 9 months - Adults	0	6	0.0%	45.0%	53.3%	51.0%
% of FP17s for Band 1 Urgent Courses	5	712	0.7%	11.8%	9.0%	9.0%
% of FP17s Relating to Free Repair or Replacements	0	712	0.0%	0.9%	1.0%	0.8%
% of FP17s Relating to Continuations	0	712	0.0%	1.2%	1.0%	0.9%
% of Patients satisfied with the dentistry they have received	0	0	N/A	91.0%	93.8%	93.2%
% of Patients satisfied with the time they had to wait for an appointment	0	0	N/A	89.4%	89.4%	88.3%

* This is based on patients treated on this contract for their most recent course of treatment. Figures in italics indicate the base number of FP17s or Patient Questionnaire responses are less than 100. N/A is shown where the base number of responses is less than 10 during the period. % is calculated as Quantity/Base number*100

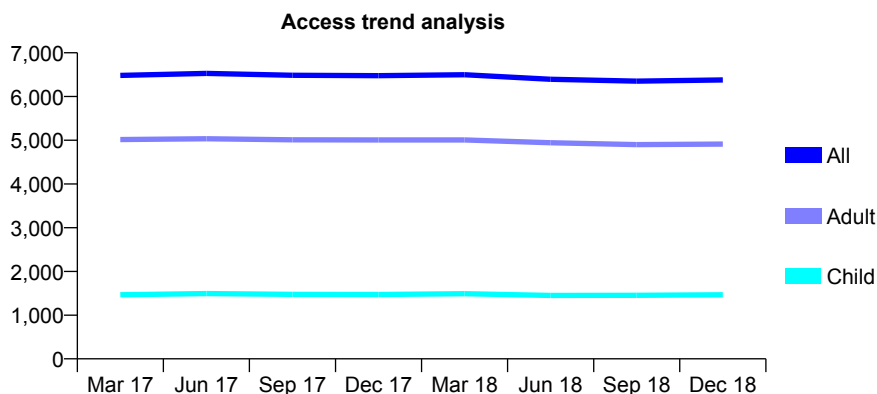
Q48 - Vital Signs At a Glance Contract Report for 176613/0001 - December 2018

Name or company name	Cromer House Dental Practice Limited
Contract type name	GDS Contract
Purpose of contract	General
Contract start date	01/05/2014
Contract end date	

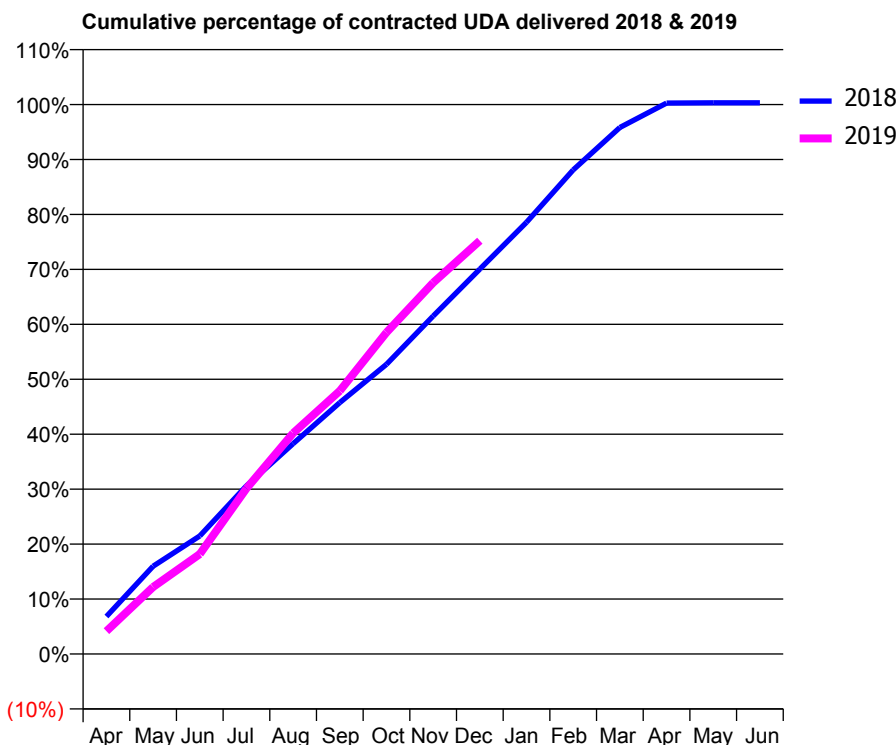
18/19 Contracted general activity (UDA)	19,995
Carry forward general activity (UDA)	0
18/19 Contracted orthodontic activity (UOA)	0
Carry forward orthodontic activity (UOA)	0
Baseline contract value	£525,844.29

ACCESS*

Patients seen in 24 months	Total	Change since previous quarter
Quarter ending December 2017	6,478	
Quarter ending March 2018	6,497	→
Quarter ending June 2018	6,394	↓
Quarter ending September 2018	6,353	→
Quarter ending December 2018	6,378	→
Variance since December 2017	(1.5%)	↓



ACTIVITY



Adjusted Scheduled Activity (UDA)		
Month	2018	2019
April	1,368	834
May	3,194	2,438
June	4,295	3,637
July	6,122	6,026
August	7,656	8,040
September	9,148	9,577
October	10,542	11,699
November	12,299	13,510
December	14,008	15,039
January	15,707	
February	17,616	
March	19,159	
April	20,047	
May	20,055	
June	20,055	

QUALITY

	Quantity	Base Number	Contract	AT	Region	England
% of FP17s for the same patient ID Re-attending within 3 months - Children	290	1,687	17.2%	11.4%	12.3%	11.8%
% of FP17s for the same patient ID Re-attending within 3 months - Adults	916	5,342	17.1%	16.6%	15.8%	15.6%
% of FP17s for the same patient ID Re-attending between 3 & 9 months - Children	812	1,687	48.1%	54.3%	60.1%	58.8%
% of FP17s for the same patient ID Re-attending between 3 & 9 months - Adults	2,615	5,342	49.0%	45.0%	53.3%	51.0%
% of FP17s for Band 1 Urgent Courses	754	6,582	11.5%	11.8%	9.0%	9.0%
% of FP17s Relating to Free Repair or Replacements	45	6,582	0.7%	0.9%	1.0%	0.8%
% of FP17s Relating to Continuations	77	6,582	1.2%	1.2%	1.0%	0.9%
% of Patients satisfied with the dentistry they have received	8	8	N/A	91.0%	93.8%	93.2%
% of Patients satisfied with the time they had to wait for an appointment	8	8	N/A	89.4%	89.4%	88.3%

* This is based on patients treated on this contract for their most recent course of treatment. Figures in italics indicate the base number of FP17s or Patient Questionnaire responses are less than 100. N/A is shown where the base number of responses is less than 10 during the period. % is calculated as Quantity/Base number*100

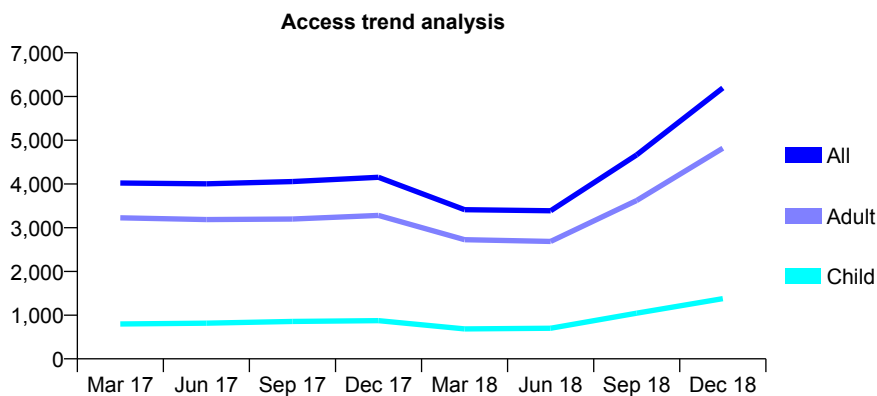
Q48 - Vital Signs At a Glance Contract Report for 177326/0001 - December 2018

Name or company name	The Dental House
Contract type name	GDS Contract
Purpose of contract	General
Contract start date	01/04/2015
Contract end date	

18/19 Contracted general activity (UDA)	24,269
Carry forward general activity (UDA)	534
18/19 Contracted orthodontic activity (UOA)	0
Carry forward orthodontic activity (UOA)	0
Baseline contract value	£631,979.62

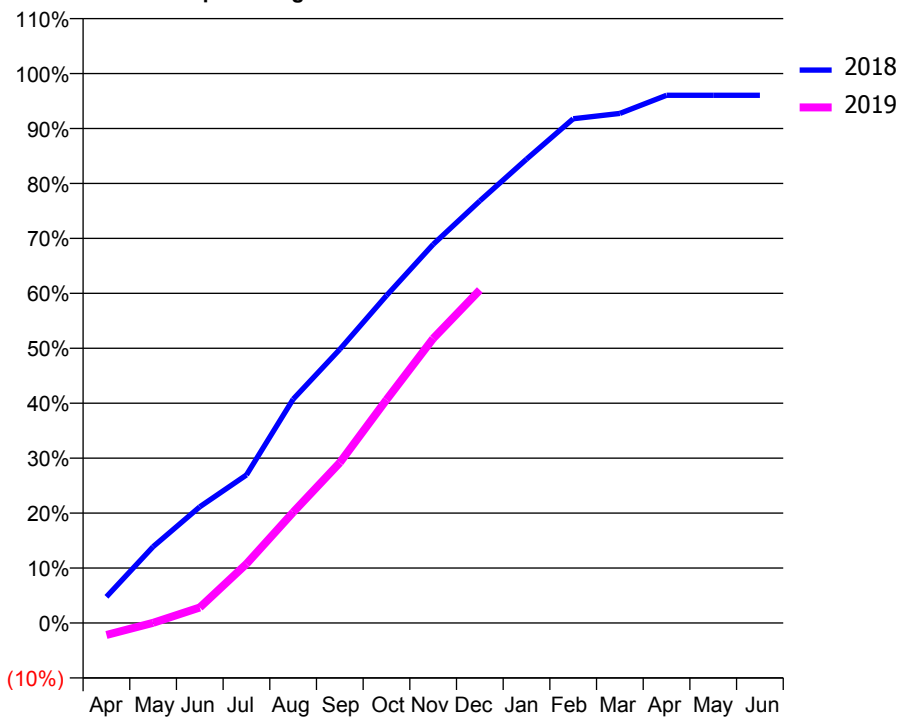
ACCESS*

Patients seen in 24 months	Total	Change since previous quarter
Quarter ending December 2017	4,154	
Quarter ending March 2018	3,411	↓
Quarter ending June 2018	3,386	→
Quarter ending September 2018	4,666	↑
Quarter ending December 2018	6,195	↑
Variance since December 2017	49.1%	↑



ACTIVITY

Cumulative percentage of contracted UDA delivered 2018 & 2019



Month	Adjusted Scheduled Activity (UDA)	
	2018	2019
April	640	-534
May	1,868	8
June	2,842	684
July	3,621	2,609
August	5,474	4,890
September	6,691	7,080
October	8,007	9,864
November	9,259	12,566
December	10,320	14,711
January	11,341	
February	12,329	
March	12,459	
April	12,902	
May	12,902	
June	12,902	

QUALITY

	Quantity	Base Number	Contract	AT	Region	England
% of FP17s for the same patient ID Re-attending within 3 months - Children	94	1,488	6.3%	11.4%	12.3%	11.8%
% of FP17s for the same patient ID Re-attending within 3 months - Adults	475	4,985	9.5%	16.6%	15.8%	15.6%
% of FP17s for the same patient ID Re-attending between 3 & 9 months - Children	331	1,488	22.2%	54.3%	60.1%	58.8%
% of FP17s for the same patient ID Re-attending between 3 & 9 months - Adults	1,143	4,985	22.9%	45.0%	53.3%	51.0%
% of FP17s for Band 1 Urgent Courses	327	5,831	5.6%	11.8%	9.0%	9.0%
% of FP17s Relating to Free Repair or Replacements	23	5,831	0.4%	0.9%	1.0%	0.8%
% of FP17s Relating to Continuations	27	5,831	0.5%	1.2%	1.0%	0.9%
% of Patients satisfied with the dentistry they have received	3	5	N/A	91.0%	93.8%	93.2%
% of Patients satisfied with the time they had to wait for an appointment	4	5	N/A	89.4%	89.4%	88.3%

* This is based on patients treated on this contract for their most recent course of treatment. Figures in italics indicate the base number of FP17s or Patient Questionnaire responses are less than 100. N/A is shown where the base number of responses is less than 10 during the period. % is calculated as Quantity/Base number*100

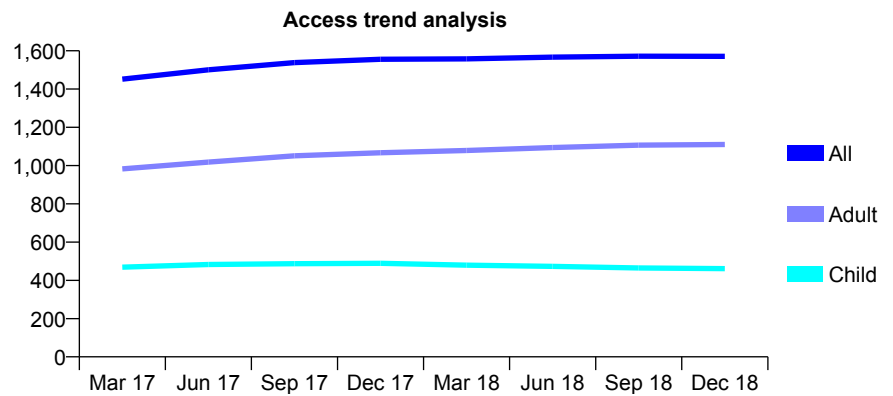
Q48 - Vital Signs At a Glance Contract Report for 181528/0005 - December 2018

Name or company name	Salaried Dental Service, Knowsley
Contract type name	PDS Contract
Purpose of contract	General
Contract start date	01/04/2015
Contract end date	31/03/2021

18/19 Contracted general activity (UDA)	3,393
Carry forward general activity (UDA)	0
18/19 Contracted orthodontic activity (UOA)	0
Carry forward orthodontic activity (UOA)	0
Baseline contract value	£435,010.44

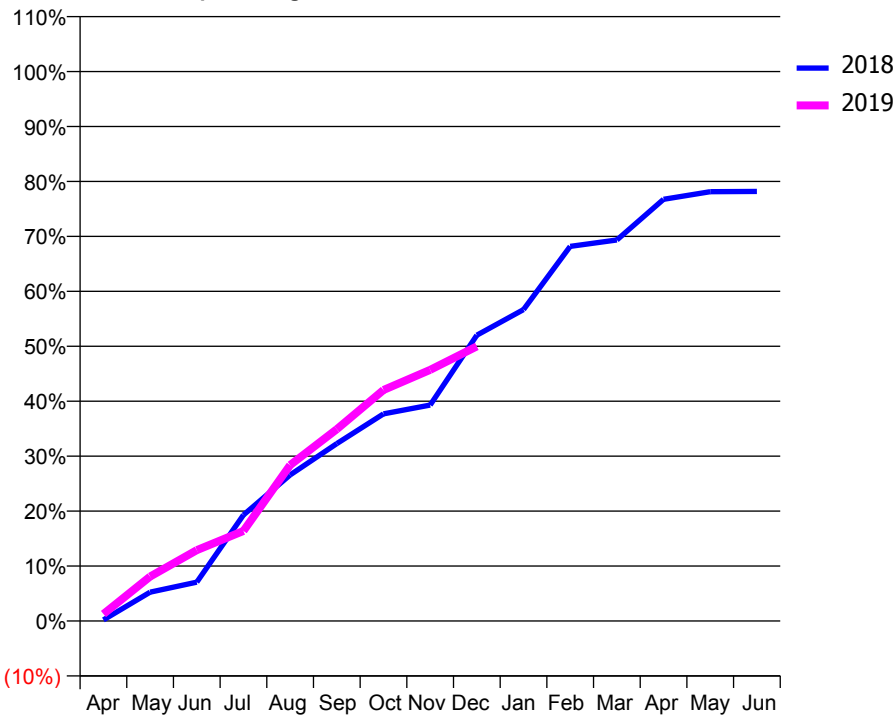
ACCESS*

Patients seen in 24 months	Total	Change since previous quarter
Quarter ending December 2017	1,556	
Quarter ending March 2018	1,558	→
Quarter ending June 2018	1,567	→
Quarter ending September 2018	1,572	→
Quarter ending December 2018	1,571	→
Variance since December 2017	1.0%	→



ACTIVITY

Cumulative percentage of contracted UDA delivered 2018 & 2019



Month	Adjusted Scheduled Activity (UDA)	
	2018	2019
April	7	43
May	178	274
June	240	438
July	655	556
August	902	963
September	1,096	1,185
October	1,279	1,426
November	1,334	1,551
December	1,765	1,695
January	1,923	
February	2,314	
March	2,353	
April	2,604	
May	2,651	
June	2,653	

QUALITY

	Quantity	Base Number	Contract	AT	Region	England
% of FP17s for the same patient ID Re-attending within 3 months - Children	41	445	9.2%	11.4%	12.3%	11.8%
% of FP17s for the same patient ID Re-attending within 3 months - Adults	130	1,001	13.0%	16.6%	15.8%	15.6%
% of FP17s for the same patient ID Re-attending between 3 & 9 months - Children	239	445	53.7%	54.3%	60.1%	58.8%
% of FP17s for the same patient ID Re-attending between 3 & 9 months - Adults	452	1,001	45.2%	45.0%	53.3%	51.0%
% of FP17s for Band 1 Urgent Courses	68	744	9.1%	11.8%	9.0%	9.0%
% of FP17s Relating to Free Repair or Replacements	10	744	1.3%	0.9%	1.0%	0.8%
% of FP17s Relating to Continuations	5	744	0.7%	1.2%	1.0%	0.9%
% of Patients satisfied with the dentistry they have received	1	1	N/A	91.0%	93.8%	93.2%
% of Patients satisfied with the time they had to wait for an appointment	1	1	N/A	89.4%	89.4%	88.3%

* This is based on patients treated on this contract for their most recent course of treatment. Figures in italics indicate the base number of FP17s or Patient Questionnaire responses are less than 100. N/A is shown where the base number of responses is less than 10 during the period. % is calculated as Quantity/Base number*100

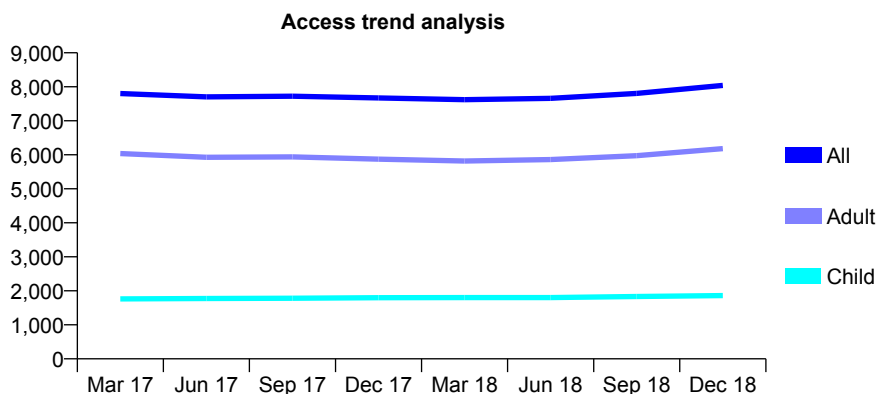
Q48 - Vital Signs At a Glance Contract Report for 182419/0001 - December 2018

Name or company name	Morris & Partners
Contract type name	GDS Contract
Purpose of contract	General
Contract start date	01/04/2011
Contract end date	

18/19 Contracted general activity (UDA)	25,360
Carry forward general activity (UDA)	0
18/19 Contracted orthodontic activity (UOA)	0
Carry forward orthodontic activity (UOA)	0
Baseline contract value	£665,305.67

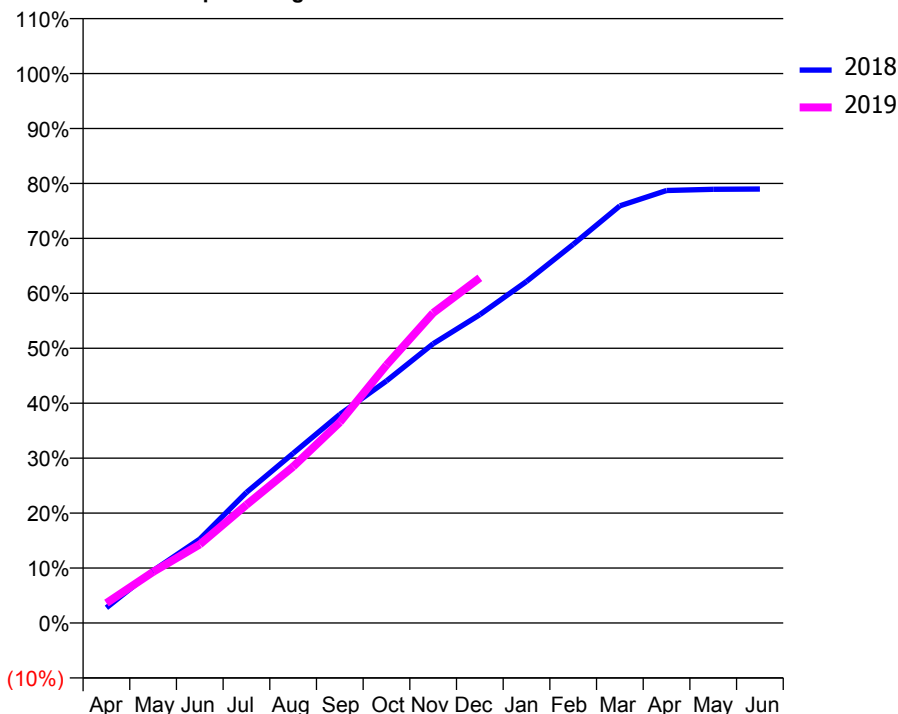
ACCESS*

Patients seen in 24 months	Total	Change since previous quarter
Quarter ending December 2017	7,671	
Quarter ending March 2018	7,620	→
Quarter ending June 2018	7,662	→
Quarter ending September 2018	7,806	→
Quarter ending December 2018	8,043	↑
Variance since December 2017	4.8%	↑



ACTIVITY

Cumulative percentage of contracted UDA delivered 2018 & 2019



Adjusted Scheduled Activity (UDA)

Month	2018	2019
April	706	921
May	2,417	2,359
June	3,872	3,625
July	6,031	5,457
August	7,831	7,218
September	9,625	9,264
October	11,175	11,907
November	12,891	14,310
December	14,233	15,931
January	15,762	
February	17,474	
March	19,255	
April	19,963	
May	20,017	
June	20,028	

QUALITY

	Quantity	Base Number	Contract	AT	Region	England
% of FP17s for the same patient ID Re-attending within 3 months - Children	112	1,806	6.2%	11.4%	12.3%	11.8%
% of FP17s for the same patient ID Re-attending within 3 months - Adults	813	5,614	14.5%	16.6%	15.8%	15.6%
% of FP17s for the same patient ID Re-attending between 3 & 9 months - Children	869	1,806	48.1%	54.3%	60.1%	58.8%
% of FP17s for the same patient ID Re-attending between 3 & 9 months - Adults	2,156	5,614	38.4%	45.0%	53.3%	51.0%
% of FP17s for Band 1 Urgent Courses	651	7,076	9.2%	11.8%	9.0%	9.0%
% of FP17s Relating to Free Repair or Replacements	84	7,076	1.2%	0.9%	1.0%	0.8%
% of FP17s Relating to Continuations	145	7,076	2.0%	1.2%	1.0%	0.9%
% of Patients satisfied with the dentistry they have received	6	6	N/A	91.0%	93.8%	93.2%
% of Patients satisfied with the time they had to wait for an appointment	4	6	N/A	89.4%	89.4%	88.3%

* This is based on patients treated on this contract for their most recent course of treatment. Figures in italics indicate the base number of FP17s or Patient Questionnaire responses are less than 100. N/A is shown where the base number of responses is less than 10 during the period. % is calculated as Quantity/Base number*100

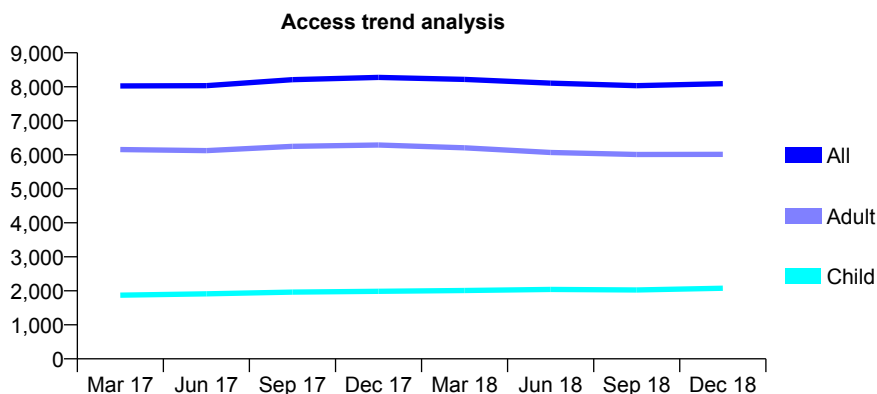
Q48 - Vital Signs At a Glance Contract Report for 184632/0001 - December 2018

Name or company name	Hale Road Dental Practice Limited
Contract type name	GDS Contract
Purpose of contract	General
Contract start date	01/02/2014
Contract end date	

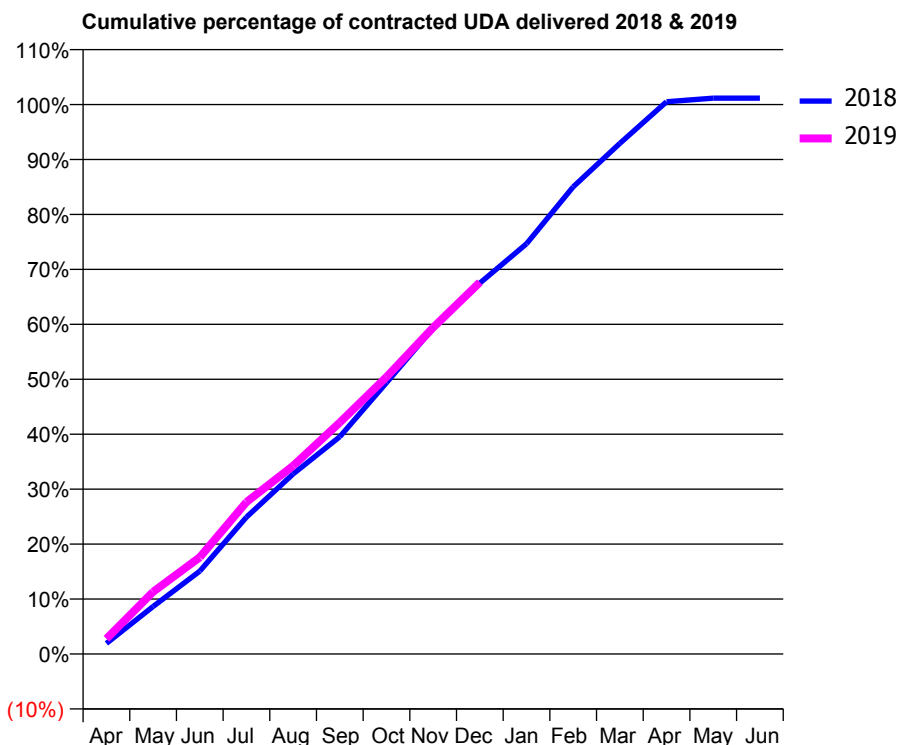
18/19 Contracted general activity (UDA)	22,467
Carry forward general activity (UDA)	308
18/19 Contracted orthodontic activity (UOA)	0
Carry forward orthodontic activity (UOA)	0
Baseline contract value	£610,409.41

ACCESS*

Patients seen in 24 months	Total	Change since previous quarter
Quarter ending December 2017	8,277	
Quarter ending March 2018	8,216	→
Quarter ending June 2018	8,107	↓
Quarter ending September 2018	8,034	→
Quarter ending December 2018	8,091	→
Variance since December 2017	(2.2%)	↓



ACTIVITY



Month	Adjusted Scheduled Activity (UDA)	
	2018	2019
April	432	623
May	1,945	2,541
June	3,388	3,958
July	5,594	6,213
August	7,365	7,694
September	8,885	9,465
October	11,090	11,327
November	13,325	13,350
December	15,164	15,197
January	16,775	
February	19,102	
March	20,881	
April	22,581	
May	22,727	
June	22,727	

QUALITY

	Quantity	Base Number	Contract	AT	Region	England
% of FP17s for the same patient ID Re-attending within 3 months - Children	141	1,911	7.4%	11.4%	12.3%	11.8%
% of FP17s for the same patient ID Re-attending within 3 months - Adults	531	4,831	11.0%	16.6%	15.8%	15.6%
% of FP17s for the same patient ID Re-attending between 3 & 9 months - Children	767	1,911	40.1%	54.3%	60.1%	58.8%
% of FP17s for the same patient ID Re-attending between 3 & 9 months - Adults	1,846	4,831	38.2%	45.0%	53.3%	51.0%
% of FP17s for Band 1 Urgent Courses	1,128	6,208	18.2%	11.8%	9.0%	9.0%
% of FP17s Relating to Free Repair or Replacements	49	6,208	0.8%	0.9%	1.0%	0.8%
% of FP17s Relating to Continuations	11	6,208	0.2%	1.2%	1.0%	0.9%
% of Patients satisfied with the dentistry they have received	1	1	N/A	91.0%	93.8%	93.2%
% of Patients satisfied with the time they had to wait for an appointment	1	1	N/A	89.4%	89.4%	88.3%

* This is based on patients treated on this contract for their most recent course of treatment. Figures in italics indicate the base number of FP17s or Patient Questionnaire responses are less than 100. N/A is shown where the base number of responses is less than 10 during the period. % is calculated as Quantity/Base number*100

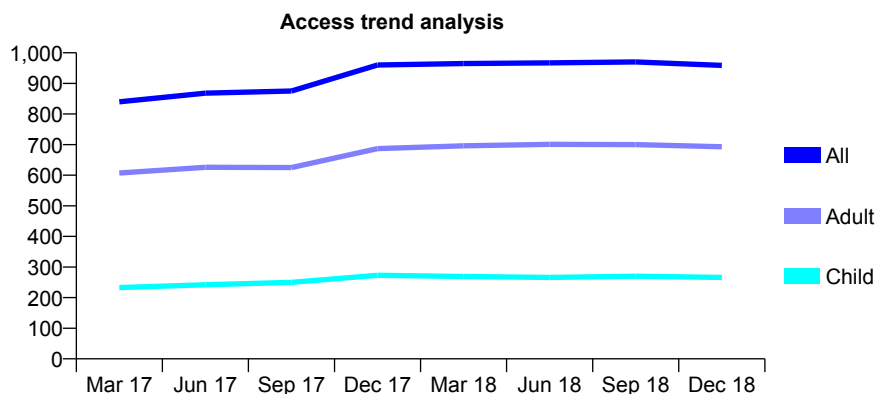
Q48 - Vital Signs At a Glance Contract Report for 185280/0001 - December 2018

Name or company name	Aigburth Smile Centre
Contract type name	GDS Contract
Purpose of contract	General
Contract start date	01/04/2011
Contract end date	

18/19 Contracted general activity (UDA)	2,666
Carry forward general activity (UDA)	0
18/19 Contracted orthodontic activity (UOA)	0
Carry forward orthodontic activity (UOA)	0
Baseline contract value	£69,941.05

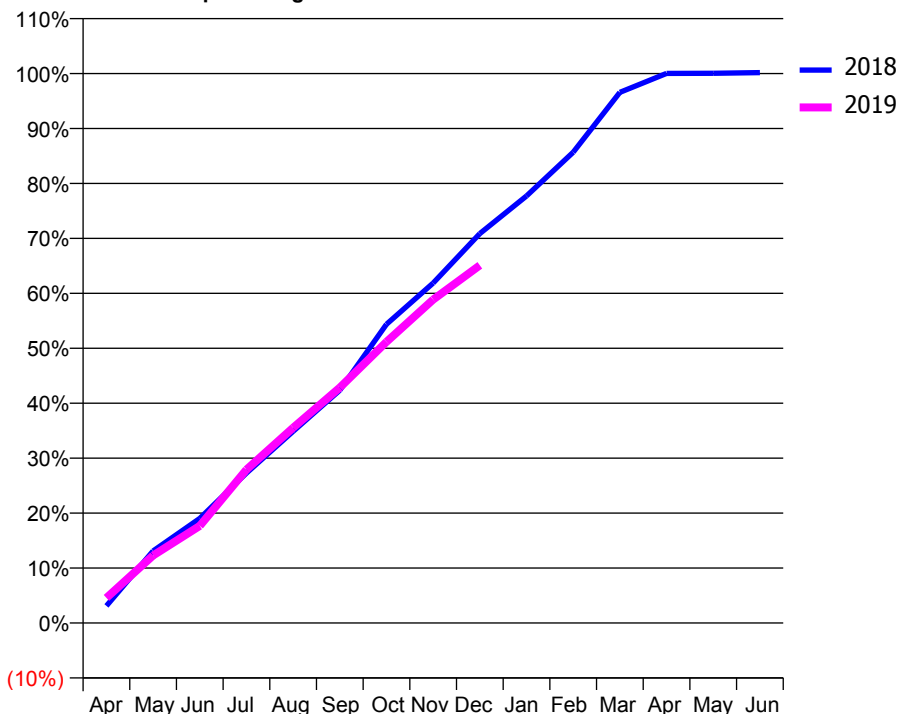
ACCESS*

Patients seen in 24 months	Total	Change since previous quarter
Quarter ending December 2017	960	
Quarter ending March 2018	965	→
Quarter ending June 2018	967	→
Quarter ending September 2018	970	→
Quarter ending December 2018	959	↓
Variance since December 2017	(0.1%)	→



ACTIVITY

Cumulative percentage of contracted UDA delivered 2018 & 2019



Month	Adjusted Scheduled Activity (UDA)	
	2018	2019
April	83	122
May	350	328
June	508	472
July	728	745
August	930	947
September	1,129	1,142
October	1,449	1,364
November	1,649	1,569
December	1,889	1,736
January	2,072	
February	2,284	
March	2,575	
April	2,666	
May	2,667	
June	2,670	

QUALITY

	Quantity	Base Number	Contract	AT	Region	England
% of FP17s for the same patient ID Re-attending within 3 months - Children	22	261	8.4%	11.4%	12.3%	11.8%
% of FP17s for the same patient ID Re-attending within 3 months - Adults	89	640	13.9%	16.6%	15.8%	15.6%
% of FP17s for the same patient ID Re-attending between 3 & 9 months - Children	151	261	57.9%	54.3%	60.1%	58.8%
% of FP17s for the same patient ID Re-attending between 3 & 9 months - Adults	315	640	49.2%	45.0%	53.3%	51.0%
% of FP17s for Band 1 Urgent Courses	78	860	9.1%	11.8%	9.0%	9.0%
% of FP17s Relating to Free Repair or Replacements	0	860	0.0%	0.9%	1.0%	0.8%
% of FP17s Relating to Continuations	0	860	0.0%	1.2%	1.0%	0.9%
% of Patients satisfied with the dentistry they have received	1	1	N/A	91.0%	93.8%	93.2%
% of Patients satisfied with the time they had to wait for an appointment	1	1	N/A	89.4%	89.4%	88.3%

* This is based on patients treated on this contract for their most recent course of treatment. Figures in italics indicate the base number of FP17s or Patient Questionnaire responses are less than 100. N/A is shown where the base number of responses is less than 10 during the period. % is calculated as Quantity/Base number*100

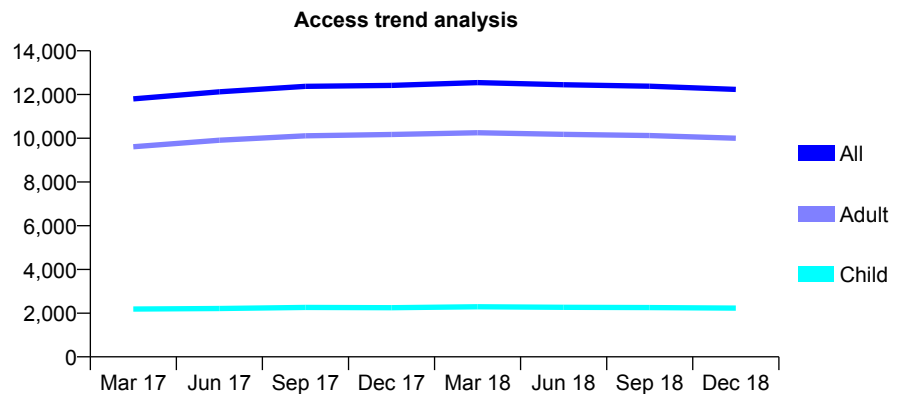
Q48 - Vital Signs At a Glance Contract Report for 187135/0001 - December 2018

Name or company name	Old Mill Lane Dental Practice Partnership
Contract type name	GDS Contract
Purpose of contract	General
Contract start date	01/06/2015
Contract end date	

18/19 Contracted general activity (UDA)	34,136
Carry forward general activity (UDA)	1,339
18/19 Contracted orthodontic activity (UOA)	0
Carry forward orthodontic activity (UOA)	0
Baseline contract value	£1,150,527.98

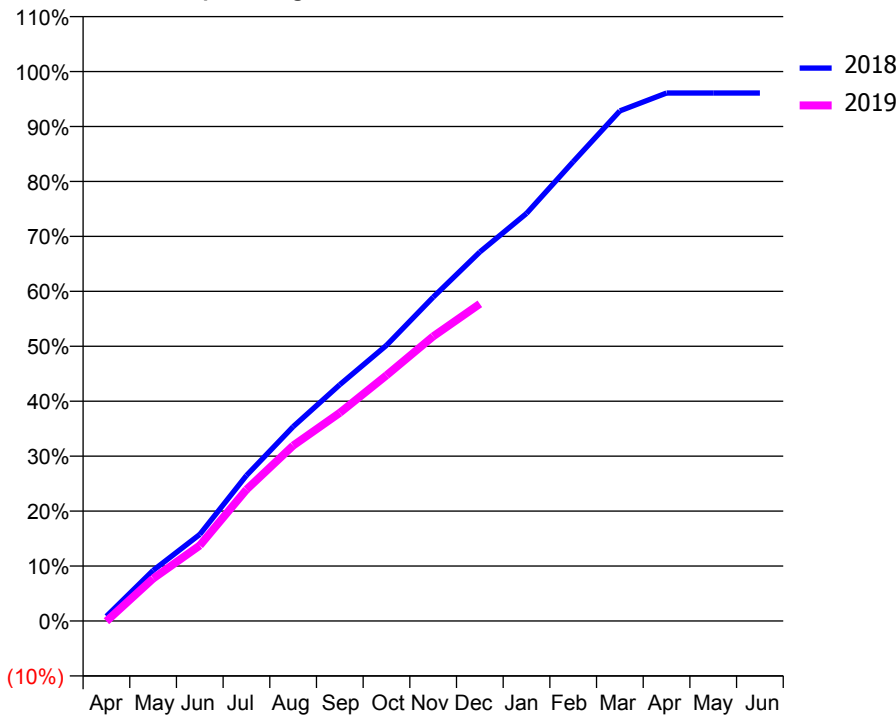
ACCESS*

Patients seen in 24 months	Total	Change since previous quarter
Quarter ending December 2017	12,417	
Quarter ending March 2018	12,543	→
Quarter ending June 2018	12,446	→
Quarter ending September 2018	12,378	→
Quarter ending December 2018	12,232	↓
Variance since December 2017	(1.5%)	↓



ACTIVITY

Cumulative percentage of contracted UDA delivered 2018 & 2019



Month	Adjusted Scheduled Activity (UDA)	
	2018	2019
April	298	-19
May	3,147	2,635
June	5,379	4,694
July	9,039	8,165
August	12,075	10,896
September	14,684	12,937
October	17,126	15,264
November	20,113	17,686
December	22,926	19,706
January	25,320	
February	28,537	
March	31,692	
April	32,798	
May	32,798	
June	32,797	

QUALITY

	Quantity	Base Number	Contract	AT	Region	England
% of FP17s for the same patient ID Re-attending within 3 months - Children	203	2,827	7.2%	11.4%	12.3%	11.8%
% of FP17s for the same patient ID Re-attending within 3 months - Adults	1,177	8,817	13.3%	16.6%	15.8%	15.6%
% of FP17s for the same patient ID Re-attending between 3 & 9 months - Children	1,928	2,827	68.2%	54.3%	60.1%	58.8%
% of FP17s for the same patient ID Re-attending between 3 & 9 months - Adults	3,275	8,817	37.1%	45.0%	53.3%	51.0%
% of FP17s for Band 1 Urgent Courses	945	11,010	8.6%	11.8%	9.0%	9.0%
% of FP17s Relating to Free Repair or Replacements	75	11,010	0.7%	0.9%	1.0%	0.8%
% of FP17s Relating to Continuations	179	11,010	1.6%	1.2%	1.0%	0.9%
% of Patients satisfied with the dentistry they have received	8	8	N/A	91.0%	93.8%	93.2%
% of Patients satisfied with the time they had to wait for an appointment	7	8	N/A	89.4%	89.4%	88.3%

* This is based on patients treated on this contract for their most recent course of treatment. Figures in italics indicate the base number of FP17s or Patient Questionnaire responses are less than 100. N/A is shown where the base number of responses is less than 10 during the period. % is calculated as Quantity/Base number*100

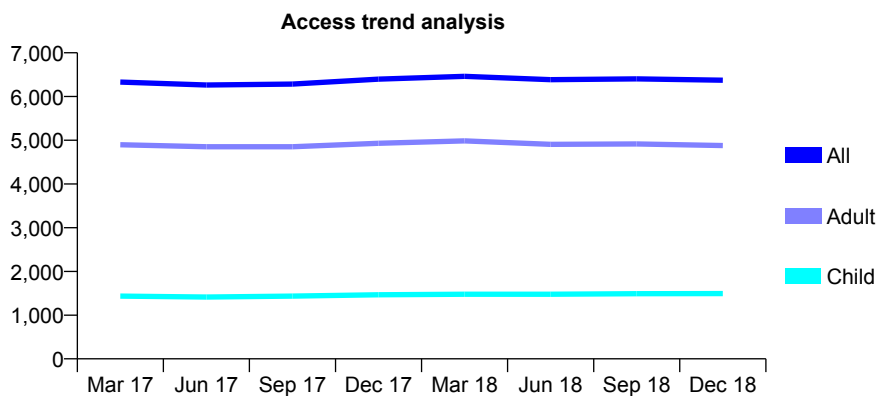
Q48 - Vital Signs At a Glance Contract Report for 187372/0001 - December 2018

Name or company name	KDP Care Limited
Contract type name	GDS Contract
Purpose of contract	General
Contract start date	01/05/2014
Contract end date	

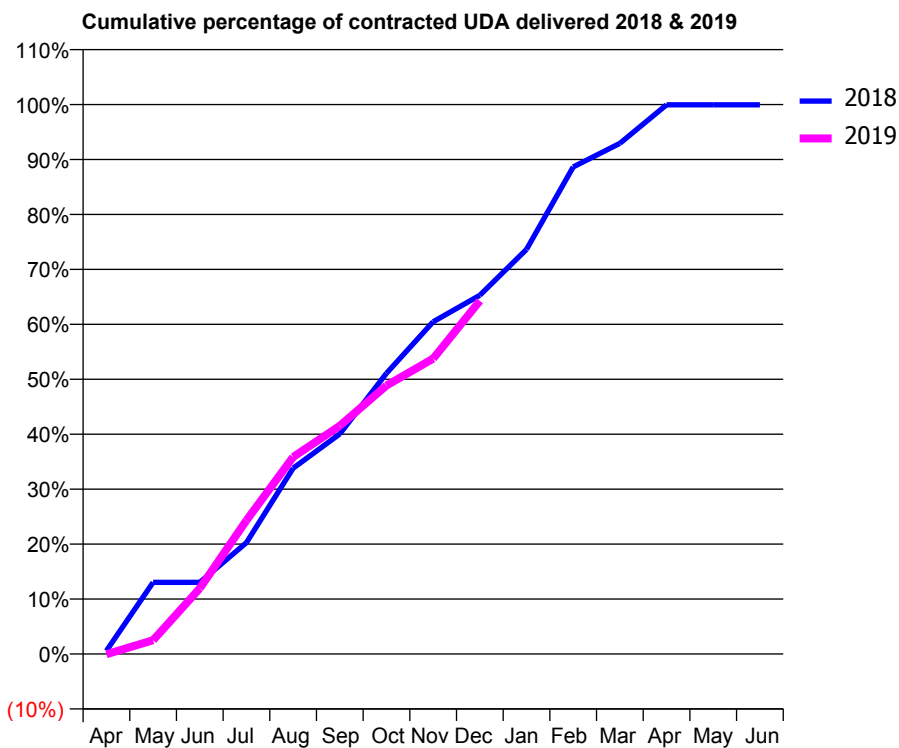
18/19 Contracted general activity (UDA)	18,348
Carry forward general activity (UDA)	10
18/19 Contracted orthodontic activity (UOA)	0
Carry forward orthodontic activity (UOA)	0
Baseline contract value	£602,815.70

ACCESS*

Patients seen in 24 months	Total	Change since previous quarter
Quarter ending December 2017	6,398	
Quarter ending March 2018	6,463	→
Quarter ending June 2018	6,386	↓
Quarter ending September 2018	6,405	→
Quarter ending December 2018	6,372	→
Variance since December 2017	(0.4%)	→



ACTIVITY



Month	Adjusted Scheduled Activity (UDA)	
	2018	2019
April	109	-10
May	2,394	462
June	2,394	2,195
July	3,722	4,466
August	6,206	6,579
September	7,350	7,622
October	9,373	8,964
November	11,095	9,866
December	11,981	11,791
January	13,512	
February	16,264	
March	17,053	
April	18,337	
May	18,338	
June	18,338	

QUALITY

	Quantity	Base Number	Contract	AT	Region	England
% of FP17s for the same patient ID Re-attending within 3 months - Children	94	1,499	6.3%	11.4%	12.3%	11.8%
% of FP17s for the same patient ID Re-attending within 3 months - Adults	573	4,568	12.5%	16.6%	15.8%	15.6%
% of FP17s for the same patient ID Re-attending between 3 & 9 months - Children	858	1,499	57.2%	54.3%	60.1%	58.8%
% of FP17s for the same patient ID Re-attending between 3 & 9 months - Adults	2,281	4,568	49.9%	45.0%	53.3%	51.0%
% of FP17s for Band 1 Urgent Courses	504	5,487	9.2%	11.8%	9.0%	9.0%
% of FP17s Relating to Free Repair or Replacements	23	5,487	0.4%	0.9%	1.0%	0.8%
% of FP17s Relating to Continuations	83	5,487	1.5%	1.2%	1.0%	0.9%
% of Patients satisfied with the dentistry they have received	9	10	90.0%	91.0%	93.8%	93.2%
% of Patients satisfied with the time they had to wait for an appointment	9	10	90.0%	89.4%	89.4%	88.3%

* This is based on patients treated on this contract for their most recent course of treatment. Figures in italics indicate the base number of FP17s or Patient Questionnaire responses are less than 100. N/A is shown where the base number of responses is less than 10 during the period. % is calculated as Quantity/Base number*100

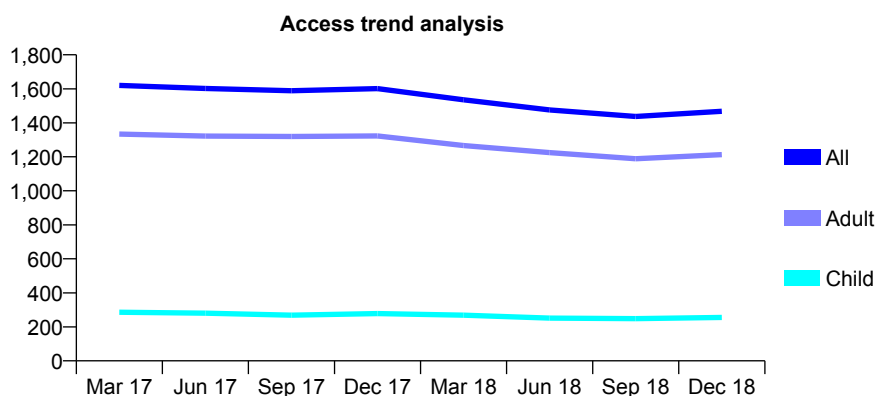
Q48 - Vital Signs At a Glance Contract Report for 189871/0001 - December 2018

Name or company name	St Johns Rd Dental Practice
Contract type name	PDS Contract
Purpose of contract	General
Contract start date	01/07/2011
Contract end date	30/06/2021

18/19 Contracted general activity (UDA)	6,652
Carry forward general activity (UDA)	218
18/19 Contracted orthodontic activity (UOA)	0
Carry forward orthodontic activity (UOA)	0
Baseline contract value	£229,374.51

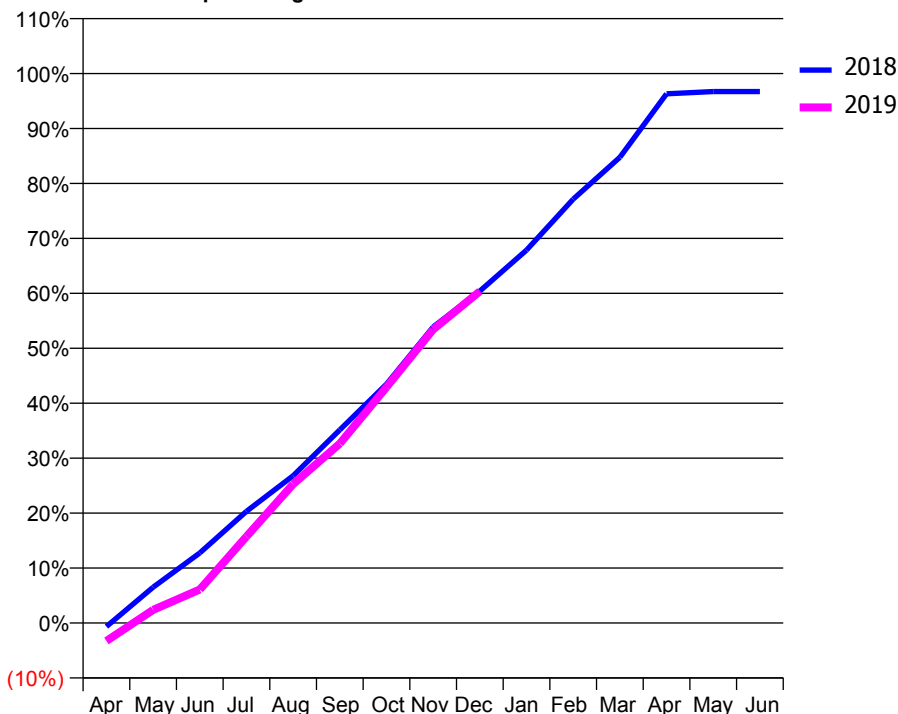
ACCESS*

Patients seen in 24 months	Total	Change since previous quarter
Quarter ending December 2017	1,601	
Quarter ending March 2018	1,535	↓
Quarter ending June 2018	1,476	↓
Quarter ending September 2018	1,437	↓
Quarter ending December 2018	1,468	↑
Variance since December 2017	(8.3%)	↓



ACTIVITY

Cumulative percentage of contracted UDA delivered 2018 & 2019



Month	Adjusted Scheduled Activity (UDA)	
	2018	2019
April	-45	-218
May	433	159
June	848	407
July	1,352	1,046
August	1,783	1,682
September	2,339	2,172
October	2,892	2,854
November	3,585	3,554
December	4,019	4,015
January	4,514	
February	5,131	
March	5,637	
April	6,406	
May	6,434	
June	6,434	

QUALITY

	Quantity	Base Number	Contract	AT	Region	England
% of FP17s for the same patient ID Re-attending within 3 months - Children	84	393	21.4%	11.4%	12.3%	11.8%
% of FP17s for the same patient ID Re-attending within 3 months - Adults	384	1,472	26.1%	16.6%	15.8%	15.6%
% of FP17s for the same patient ID Re-attending between 3 & 9 months - Children	213	393	54.2%	54.3%	60.1%	58.8%
% of FP17s for the same patient ID Re-attending between 3 & 9 months - Adults	714	1,472	48.5%	45.0%	53.3%	51.0%
% of FP17s for Band 1 Urgent Courses	144	1,637	8.8%	11.8%	9.0%	9.0%
% of FP17s Relating to Free Repair or Replacements	24	1,637	1.5%	0.9%	1.0%	0.8%
% of FP17s Relating to Continuations	57	1,637	3.5%	1.2%	1.0%	0.9%
% of Patients satisfied with the dentistry they have received	4	4	N/A	91.0%	93.8%	93.2%
% of Patients satisfied with the time they had to wait for an appointment	4	4	N/A	89.4%	89.4%	88.3%

* This is based on patients treated on this contract for their most recent course of treatment. Figures in italics indicate the base number of FP17s or Patient Questionnaire responses are less than 100. N/A is shown where the base number of responses is less than 10 during the period. % is calculated as Quantity/Base number*100

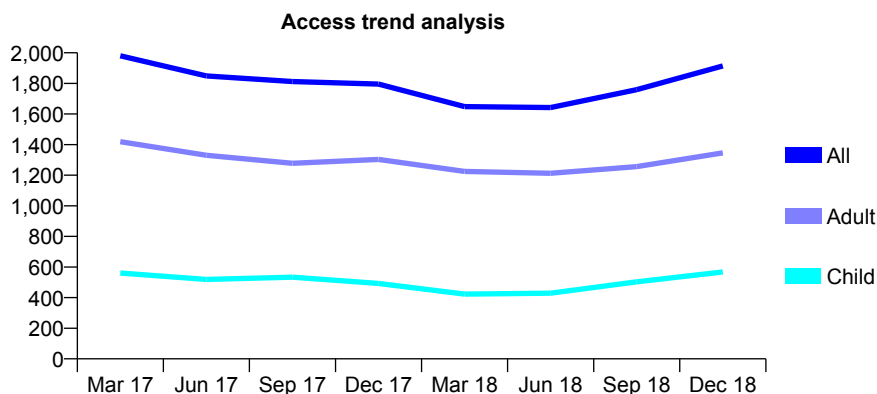
Q48 - Vital Signs At a Glance Contract Report for 190020/0001 - December 2018

Name or company name	Danescroft Dental Practice Ltd
Contract type name	GDS Contract
Purpose of contract	General
Contract start date	01/07/2009
Contract end date	

18/19 Contracted general activity (UDA)	6,926
Carry forward general activity (UDA)	0
18/19 Contracted orthodontic activity (UOA)	0
Carry forward orthodontic activity (UOA)	0
Baseline contract value	£214,496.65

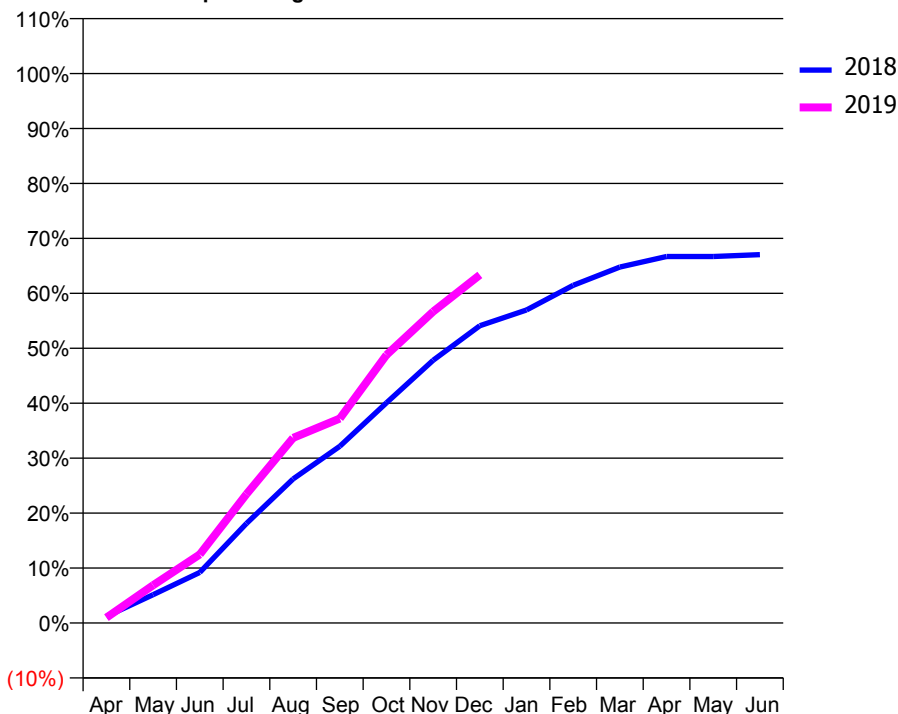
ACCESS*

Patients seen in 24 months	Total	Change since previous quarter
Quarter ending December 2017	1,796	
Quarter ending March 2018	1,648	↓
Quarter ending June 2018	1,642	→
Quarter ending September 2018	1,759	↑
Quarter ending December 2018	1,914	↑
Variance since December 2017	6.6%	↑



ACTIVITY

Cumulative percentage of contracted UDA delivered 2018 & 2019



Month	Adjusted Scheduled Activity (UDA)	
	2018	2019
April	83	68
May	357	476
June	637	864
July	1,255	1,624
August	1,817	2,334
September	2,228	2,578
October	2,776	3,380
November	3,312	3,925
December	3,747	4,387
January	3,945	
February	4,257	
March	4,486	
April	4,620	
May	4,619	
June	4,643	

QUALITY

	Quantity	Base Number	Contract	AT	Region	England
% of FP17s for the same patient ID Re-attending within 3 months - Children	50	634	7.9%	11.4%	12.3%	11.8%
% of FP17s for the same patient ID Re-attending within 3 months - Adults	150	1,260	11.9%	16.6%	15.8%	15.6%
% of FP17s for the same patient ID Re-attending between 3 & 9 months - Children	148	634	23.3%	54.3%	60.1%	58.8%
% of FP17s for the same patient ID Re-attending between 3 & 9 months - Adults	359	1,260	28.5%	45.0%	53.3%	51.0%
% of FP17s for Band 1 Urgent Courses	302	1,836	16.4%	11.8%	9.0%	9.0%
% of FP17s Relating to Free Repair or Replacements	13	1,836	0.7%	0.9%	1.0%	0.8%
% of FP17s Relating to Continuations	16	1,836	0.9%	1.2%	1.0%	0.9%
% of Patients satisfied with the dentistry they have received	0	0	N/A	91.0%	93.8%	93.2%
% of Patients satisfied with the time they had to wait for an appointment	0	0	N/A	89.4%	89.4%	88.3%

* This is based on patients treated on this contract for their most recent course of treatment. Figures in italics indicate the base number of FP17s or Patient Questionnaire responses are less than 100. N/A is shown where the base number of responses is less than 10 during the period. % is calculated as Quantity/Base number*100

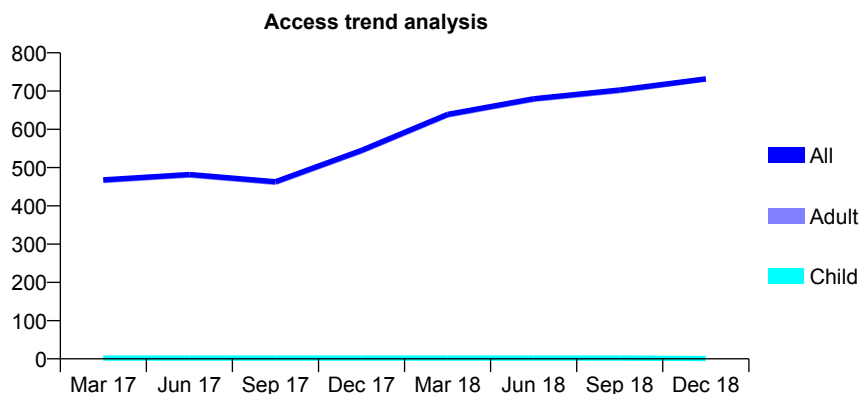
Q48 - Vital Signs At a Glance Contract Report for 190020/0002 - December 2018

Name or company name	Danescroft Dental Practice Ltd
Contract type name	GDS Contract
Purpose of contract	General
Contract start date	01/07/2009
Contract end date	

18/19 Contracted general activity (UDA)	2,100
Carry forward general activity (UDA)	18
18/19 Contracted orthodontic activity (UOA)	0
Carry forward orthodontic activity (UOA)	0
Baseline contract value	£196,128.76

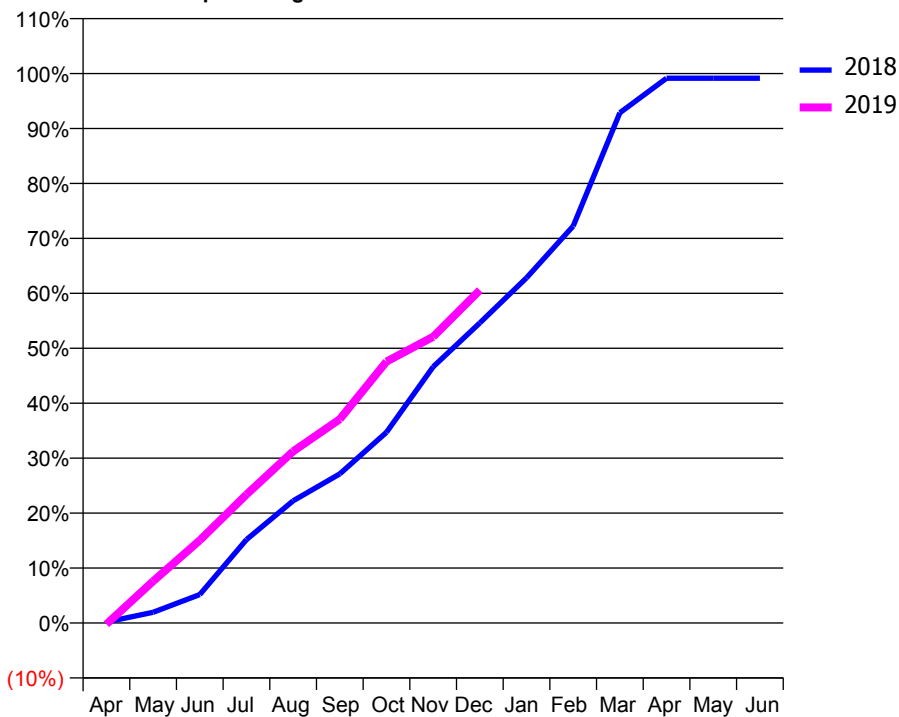
ACCESS*

Patients seen in 24 months	Total	Change since previous quarter
Quarter ending December 2017	545	
Quarter ending March 2018	639	↑
Quarter ending June 2018	680	↑
Quarter ending September 2018	703	↑
Quarter ending December 2018	732	↑
Variance since December 2017	34.3%	↑



ACTIVITY

Cumulative percentage of contracted UDA delivered 2018 & 2019



Month	Adjusted Scheduled Activity (UDA)	
	2018	2019
April	4	-5
May	41	160
June	109	316
July	319	491
August	467	656
September	570	779
October	729	999
November	979	1,094
December	1,147	1,272
January	1,319	
February	1,517	
March	1,950	
April	2,082	
May	2,082	
June	2,082	

QUALITY

	Quantity	Base Number	Contract	AT	Region	England
% of FP17s for the same patient ID Re-attending within 3 months - Children	0	0	N/A	11.4%	12.3%	11.8%
% of FP17s for the same patient ID Re-attending within 3 months - Adults	23	323	7.1%	16.6%	15.8%	15.6%
% of FP17s for the same patient ID Re-attending between 3 & 9 months - Children	0	0	N/A	54.3%	60.1%	58.8%
% of FP17s for the same patient ID Re-attending between 3 & 9 months - Adults	32	323	9.9%	45.0%	53.3%	51.0%
% of FP17s for Band 1 Urgent Courses	0	313	0.0%	11.8%	9.0%	9.0%
% of FP17s Relating to Free Repair or Replacements	0	313	0.0%	0.9%	1.0%	0.8%
% of FP17s Relating to Continuations	11	313	3.5%	1.2%	1.0%	0.9%
% of Patients satisfied with the dentistry they have received	0	0	N/A	91.0%	93.8%	93.2%
% of Patients satisfied with the time they had to wait for an appointment	0	0	N/A	89.4%	89.4%	88.3%

* This is based on patients treated on this contract for their most recent course of treatment. Figures in italics indicate the base number of FP17s or Patient Questionnaire responses are less than 100. N/A is shown where the base number of responses is less than 10 during the period. % is calculated as Quantity/Base number*100

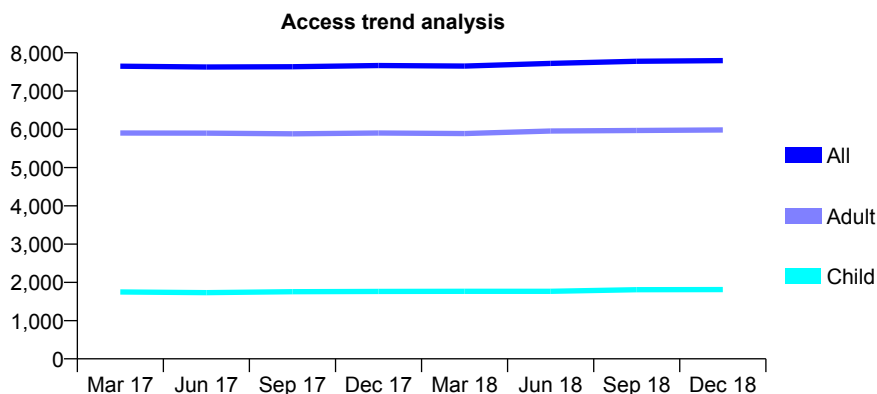
Q48 - Vital Signs At a Glance Contract Report for 190403/0001 - December 2018

Name or company name	Chantastic Limited
Contract type name	GDS Contract
Purpose of contract	General
Contract start date	01/04/2011
Contract end date	

18/19 Contracted general activity (UDA)	24,058
Carry forward general activity (UDA)	0
18/19 Contracted orthodontic activity (UOA)	0
Carry forward orthodontic activity (UOA)	0
Baseline contract value	£632,854.20

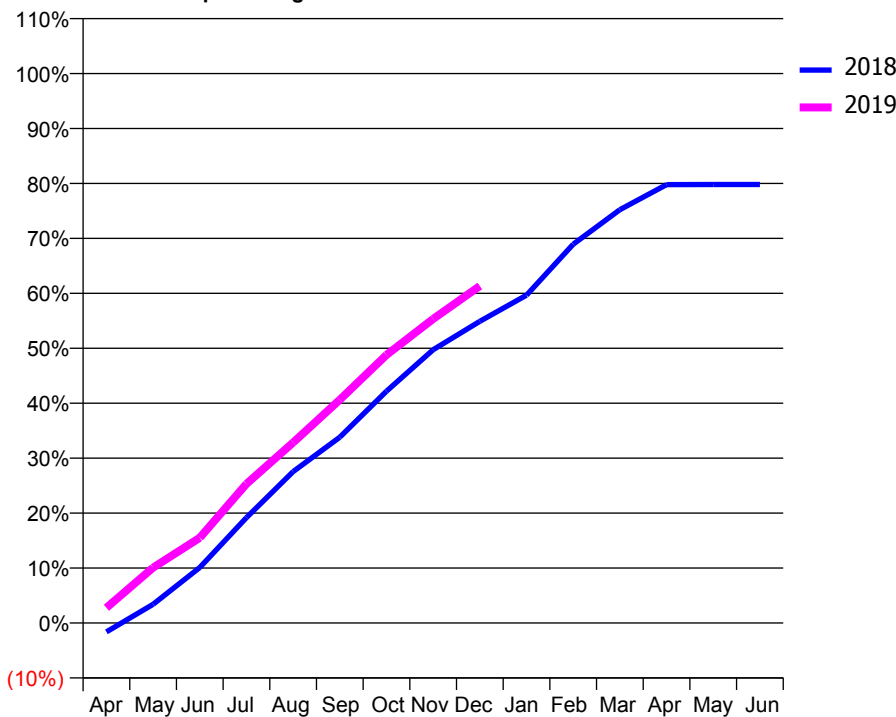
ACCESS*

Patients seen in 24 months	Total	Change since previous quarter
Quarter ending December 2017	7,668	
Quarter ending March 2018	7,654	→
Quarter ending June 2018	7,724	→
Quarter ending September 2018	7,777	→
Quarter ending December 2018	7,796	→
Variance since December 2017	1.7%	→



ACTIVITY

Cumulative percentage of contracted UDA delivered 2018 & 2019



Month	Adjusted Scheduled Activity (UDA)	
	2018	2019
April	-395	671
May	819	2,427
June	2,433	3,734
July	4,612	6,092
August	6,628	7,901
September	8,136	9,774
October	10,147	11,736
November	11,967	13,314
December	13,211	14,754
January	14,352	
February	16,583	
March	18,095	
April	19,194	
May	19,202	
June	19,202	

QUALITY

	Quantity	Base Number	Contract	AT	Region	England
% of FP17s for the same patient ID Re-attending within 3 months - Children	93	1,888	4.9%	11.4%	12.3%	11.8%
% of FP17s for the same patient ID Re-attending within 3 months - Adults	676	6,018	11.2%	16.6%	15.8%	15.6%
% of FP17s for the same patient ID Re-attending between 3 & 9 months - Children	1,065	1,888	56.4%	54.3%	60.1%	58.8%
% of FP17s for the same patient ID Re-attending between 3 & 9 months - Adults	3,109	6,018	51.7%	45.0%	53.3%	51.0%
% of FP17s for Band 1 Urgent Courses	669	7,427	9.0%	11.8%	9.0%	9.0%
% of FP17s Relating to Free Repair or Replacements	39	7,427	0.5%	0.9%	1.0%	0.8%
% of FP17s Relating to Continuations	70	7,427	0.9%	1.2%	1.0%	0.9%
% of Patients satisfied with the dentistry they have received	3	3	N/A	91.0%	93.8%	93.2%
% of Patients satisfied with the time they had to wait for an appointment	3	3	N/A	89.4%	89.4%	88.3%

* This is based on patients treated on this contract for their most recent course of treatment. Figures in italics indicate the base number of FP17s or Patient Questionnaire responses are less than 100. N/A is shown where the base number of responses is less than 10 during the period. % is calculated as Quantity/Base number*100

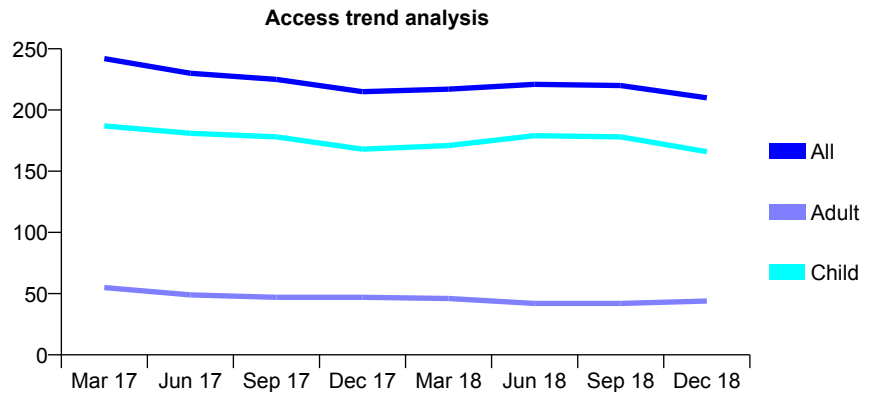
Q48 - Vital Signs At a Glance Contract Report for 190667/0001 - December 2018

Name or company name	Rainford Dental Surgery Limited
Contract type name	GDS Contract
Purpose of contract	General
Contract start date	01/04/2011
Contract end date	

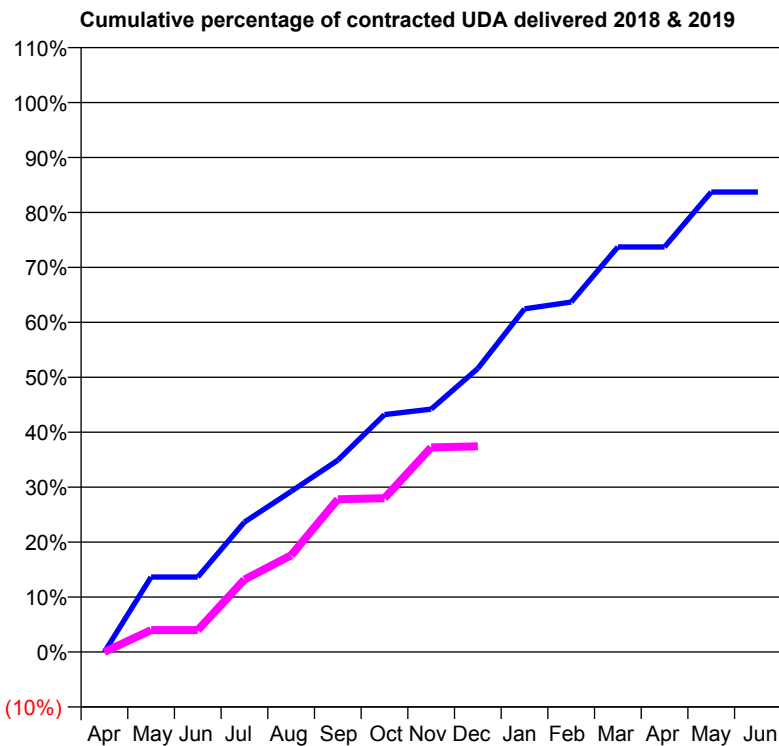
18/19 Contracted general activity (UDA)	500
Carry forward general activity (UDA)	0
18/19 Contracted orthodontic activity (UOA)	0
Carry forward orthodontic activity (UOA)	0
Baseline contract value	£10,894.41

ACCESS*

Patients seen in 24 months	Total	Change since previous quarter
Quarter ending December 2017	215	
Quarter ending March 2018	217	→
Quarter ending June 2018	221	→
Quarter ending September 2018	220	→
Quarter ending December 2018	210	↓
Variance since December 2017	(2.3%)	↓



ACTIVITY



Month	Adjusted Scheduled Activity (UDA)	
	2018	2019
April	0	0
May	68	20
June	68	20
July	118	66
August	146	88
September	175	139
October	216	140
November	221	186
December	258	187
January	312	
February	318	
March	369	
April	369	
May	419	
June	419	

QUALITY

	Quantity	Base Number	Contract	AT	Region	England
% of FP17s for the same patient ID Re-attending within 3 months - Children	7	158	4.4%	11.4%	12.3%	11.8%
% of FP17s for the same patient ID Re-attending within 3 months - Adults	0	15	0.0%	16.6%	15.8%	15.6%
% of FP17s for the same patient ID Re-attending between 3 & 9 months - Children	87	158	55.1%	54.3%	60.1%	58.8%
% of FP17s for the same patient ID Re-attending between 3 & 9 months - Adults	9	15	60.0%	45.0%	53.3%	51.0%
% of FP17s for Band 1 Urgent Courses	1	136	0.7%	11.8%	9.0%	9.0%
% of FP17s Relating to Free Repair or Replacements	0	136	0.0%	0.9%	1.0%	0.8%
% of FP17s Relating to Continuations	0	136	0.0%	1.2%	1.0%	0.9%
% of Patients satisfied with the dentistry they have received	0	0	N/A	91.0%	93.8%	93.2%
% of Patients satisfied with the time they had to wait for an appointment	0	0	N/A	89.4%	89.4%	88.3%

* This is based on patients treated on this contract for their most recent course of treatment. Figures in italics indicate the base number of FP17s or Patient Questionnaire responses are less than 100. N/A is shown where the base number of responses is less than 10 during the period. % is calculated as Quantity/Base number*100

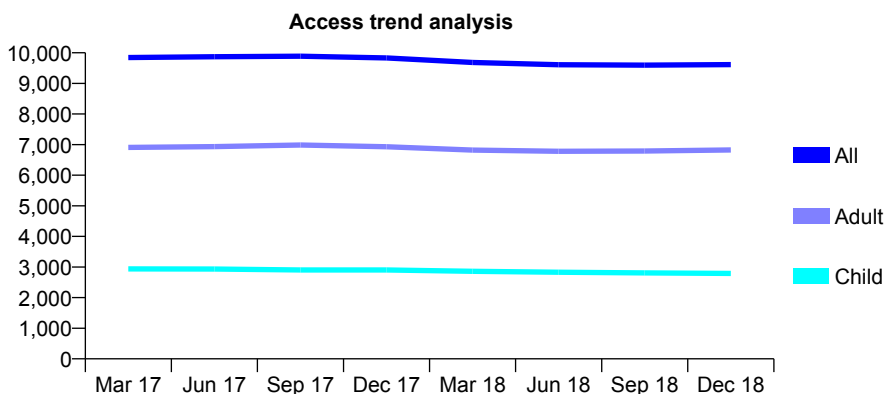
Q48 - Vital Signs At a Glance Contract Report for 190705/0001 - December 2018

Name or company name	J E Thorpe and Associates Ltd
Contract type name	GDS Contract
Purpose of contract	General
Contract start date	01/04/2009
Contract end date	

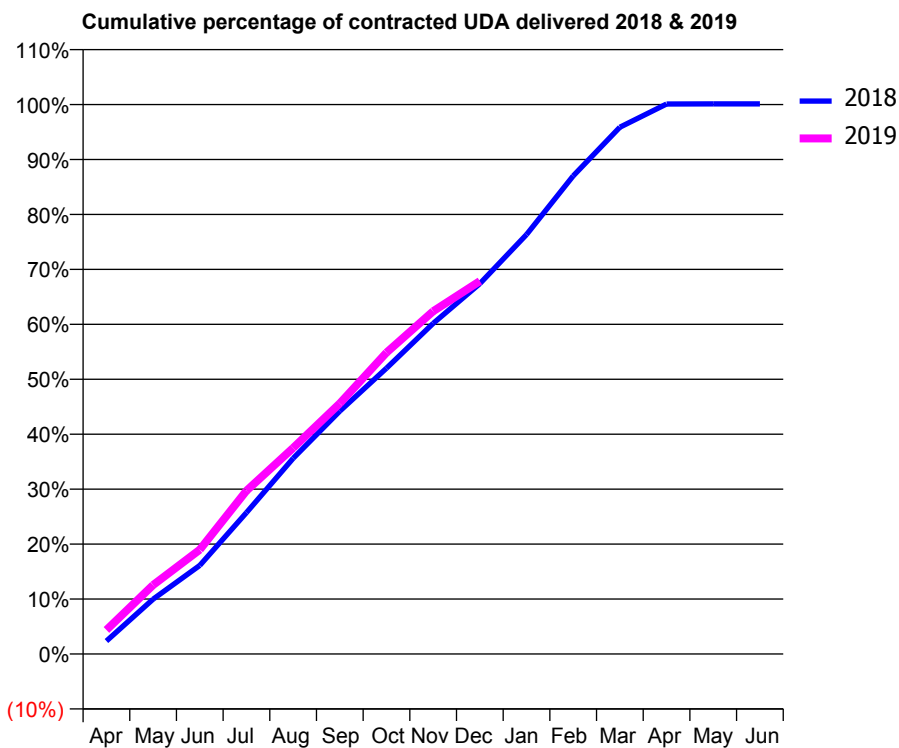
18/19 Contracted general activity (UDA)	26,250
Carry forward general activity (UDA)	0
18/19 Contracted orthodontic activity (UOA)	0
Carry forward orthodontic activity (UOA)	0
Baseline contract value	£650,555.39

ACCESS*

Patients seen in 24 months	Total	Change since previous quarter
Quarter ending December 2017	9,833	
Quarter ending March 2018	9,683	↓
Quarter ending June 2018	9,612	→
Quarter ending September 2018	9,599	→
Quarter ending December 2018	9,614	→
Variance since December 2017	(2.2%)	↓



ACTIVITY



Month	Adjusted Scheduled Activity (UDA)	
	2018	2019
April	619	1,148
May	2,624	3,295
June	4,236	4,986
July	6,754	7,799
August	9,350	9,843
September	11,606	11,975
October	13,653	14,400
November	15,795	16,373
December	17,695	17,815
January	20,036	
February	22,841	
March	25,163	
April	26,272	
May	26,277	
June	26,277	

QUALITY

	Quantity	Base Number	Contract	AT	Region	England
% of FP17s for the same patient ID Re-attending within 3 months - Children	335	3,751	8.9%	11.4%	12.3%	11.8%
% of FP17s for the same patient ID Re-attending within 3 months - Adults	778	6,074	12.8%	16.6%	15.8%	15.6%
% of FP17s for the same patient ID Re-attending between 3 & 9 months - Children	2,634	3,751	70.2%	54.3%	60.1%	58.8%
% of FP17s for the same patient ID Re-attending between 3 & 9 months - Adults	3,017	6,074	49.7%	45.0%	53.3%	51.0%
% of FP17s for Band 1 Urgent Courses	577	8,969	6.4%	11.8%	9.0%	9.0%
% of FP17s Relating to Free Repair or Replacements	91	8,969	1.0%	0.9%	1.0%	0.8%
% of FP17s Relating to Continuations	165	8,969	1.8%	1.2%	1.0%	0.9%
% of Patients satisfied with the dentistry they have received	6	8	N/A	91.0%	93.8%	93.2%
% of Patients satisfied with the time they had to wait for an appointment	6	8	N/A	89.4%	89.4%	88.3%

* This is based on patients treated on this contract for their most recent course of treatment. Figures in italics indicate the base number of FP17s or Patient Questionnaire responses are less than 100. N/A is shown where the base number of responses is less than 10 during the period. % is calculated as Quantity/Base number*100

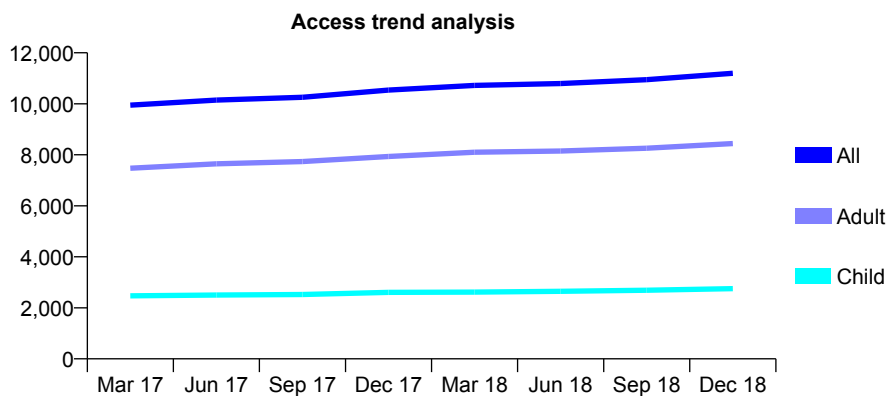
Q48 - Vital Signs At a Glance Contract Report for 190969/0001 - December 2018

Name or company name	Sheil Road Dental Practice
Contract type name	GDS Contract
Purpose of contract	General
Contract start date	01/09/2009
Contract end date	

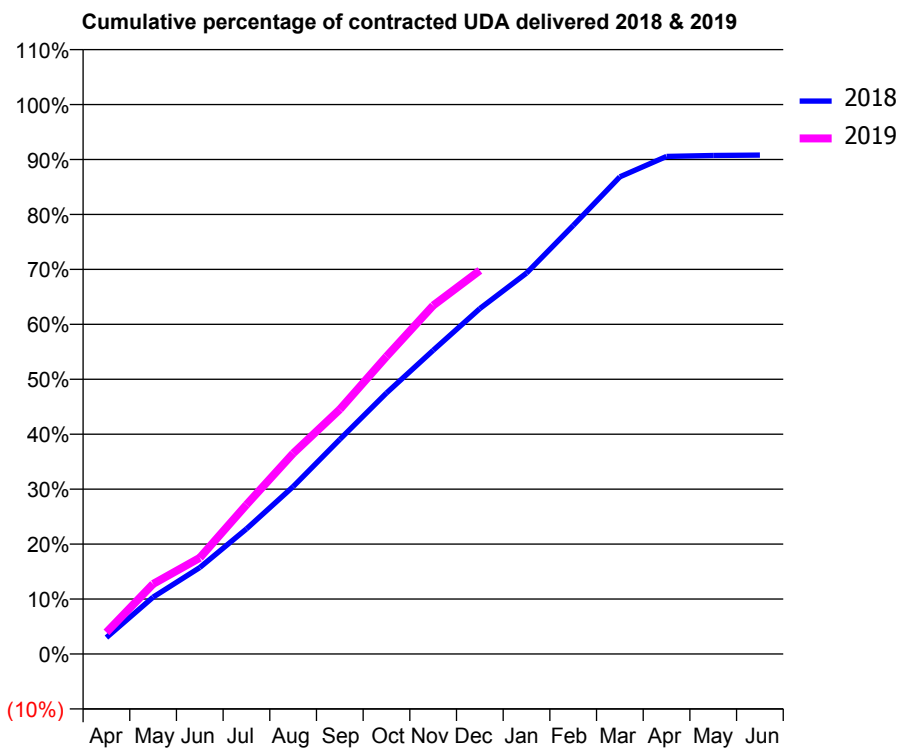
18/19 Contracted general activity (UDA)	34,500
Carry forward general activity (UDA)	0
18/19 Contracted orthodontic activity (UOA)	0
Carry forward orthodontic activity (UOA)	0
Baseline contract value	£949,568.52

ACCESS*

Patients seen in 24 months	Total	Change since previous quarter
Quarter ending December 2017	10,541	
Quarter ending March 2018	10,721	→
Quarter ending June 2018	10,796	→
Quarter ending September 2018	10,947	→
Quarter ending December 2018	11,197	↑
Variance since December 2017	6.2%	↑



ACTIVITY



Month	Adjusted Scheduled Activity (UDA)	
	2018	2019
April	1,035	1,364
May	3,571	4,398
June	5,427	6,043
July	7,858	9,371
August	10,513	12,598
September	13,471	15,362
October	16,390	18,680
November	19,068	21,883
December	21,687	24,083
January	23,912	
February	26,906	
March	29,958	
April	31,240	
May	31,300	
June	31,321	

QUALITY

	Quantity	Base Number	Contract	AT	Region	England
% of FP17s for the same patient ID Re-attending within 3 months - Children	275	2,692	10.2%	11.4%	12.3%	11.8%
% of FP17s for the same patient ID Re-attending within 3 months - Adults	1,451	7,847	18.5%	16.6%	15.8%	15.6%
% of FP17s for the same patient ID Re-attending between 3 & 9 months - Children	1,398	2,692	51.9%	54.3%	60.1%	58.8%
% of FP17s for the same patient ID Re-attending between 3 & 9 months - Adults	3,389	7,847	43.2%	45.0%	53.3%	51.0%
% of FP17s for Band 1 Urgent Courses	1,391	9,718	14.3%	11.8%	9.0%	9.0%
% of FP17s Relating to Free Repair or Replacements	78	9,718	0.8%	0.9%	1.0%	0.8%
% of FP17s Relating to Continuations	106	9,718	1.1%	1.2%	1.0%	0.9%
% of Patients satisfied with the dentistry they have received	7	7	N/A	91.0%	93.8%	93.2%
% of Patients satisfied with the time they had to wait for an appointment	6	7	N/A	89.4%	89.4%	88.3%

* This is based on patients treated on this contract for their most recent course of treatment. Figures in italics indicate the base number of FP17s or Patient Questionnaire responses are less than 100. N/A is shown where the base number of responses is less than 10 during the period. % is calculated as Quantity/Base number*100

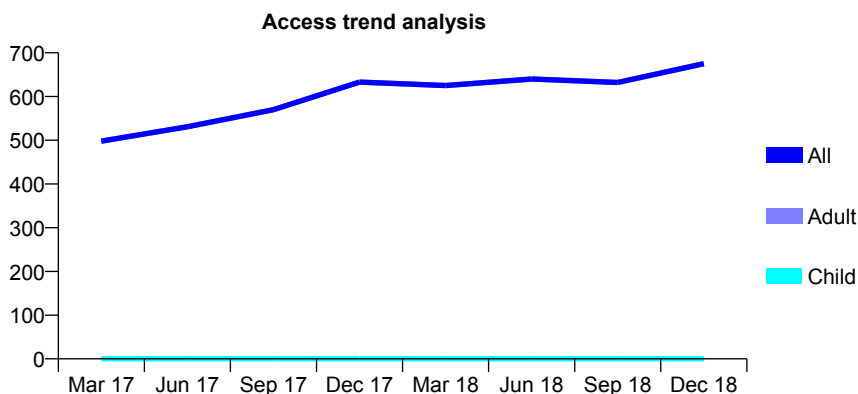
Q48 - Vital Signs At a Glance Contract Report for 190969/0002 - December 2018

Name or company name	Sheil Road Dental Practice
Contract type name	GDS Contract
Purpose of contract	General
Contract start date	01/01/2010
Contract end date	31/03/2019

18/19 Contracted general activity (UDA)	1,750
Carry forward general activity (UDA)	0
18/19 Contracted orthodontic activity (UOA)	0
Carry forward orthodontic activity (UOA)	0
Baseline contract value	£57,102.35

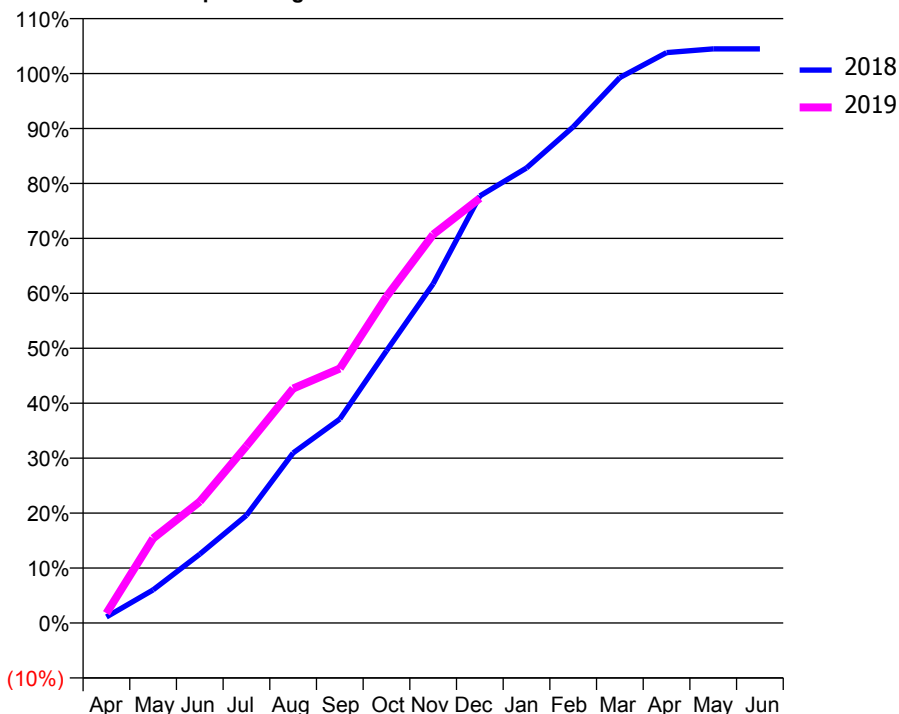
ACCESS*

Patients seen in 24 months	Total	Change since previous quarter
Quarter ending December 2017	633	
Quarter ending March 2018	625	↓
Quarter ending June 2018	640	↑
Quarter ending September 2018	632	↓
Quarter ending December 2018	675	↑
Variance since December 2017	6.6%	↑



ACTIVITY

Cumulative percentage of contracted UDA delivered 2018 & 2019



Month	Adjusted Scheduled Activity (UDA)	
	2018	2019
April	19	31
May	105	269
June	219	387
July	343	564
August	542	747
September	650	811
October	867	1,039
November	1,080	1,237
December	1,360	1,353
January	1,449	
February	1,580	
March	1,737	
April	1,817	
May	1,829	
June	1,829	

QUALITY

	Quantity	Base Number	Contract	AT	Region	England
% of FP17s for the same patient ID Re-attending within 3 months - Children	0	0	N/A	11.4%	12.3%	11.8%
% of FP17s for the same patient ID Re-attending within 3 months - Adults	43	405	10.6%	16.6%	15.8%	15.6%
% of FP17s for the same patient ID Re-attending between 3 & 9 months - Children	0	0	N/A	54.3%	60.1%	58.8%
% of FP17s for the same patient ID Re-attending between 3 & 9 months - Adults	79	405	19.5%	45.0%	53.3%	51.0%
% of FP17s for Band 1 Urgent Courses	53	393	13.5%	11.8%	9.0%	9.0%
% of FP17s Relating to Free Repair or Replacements	0	393	0.0%	0.9%	1.0%	0.8%
% of FP17s Relating to Continuations	6	393	1.5%	1.2%	1.0%	0.9%
% of Patients satisfied with the dentistry they have received	1	1	N/A	91.0%	93.8%	93.2%
% of Patients satisfied with the time they had to wait for an appointment	1	1	N/A	89.4%	89.4%	88.3%

* This is based on patients treated on this contract for their most recent course of treatment. Figures in italics indicate the base number of FP17s or Patient Questionnaire responses are less than 100. N/A is shown where the base number of responses is less than 10 during the period. % is calculated as Quantity/Base number*100

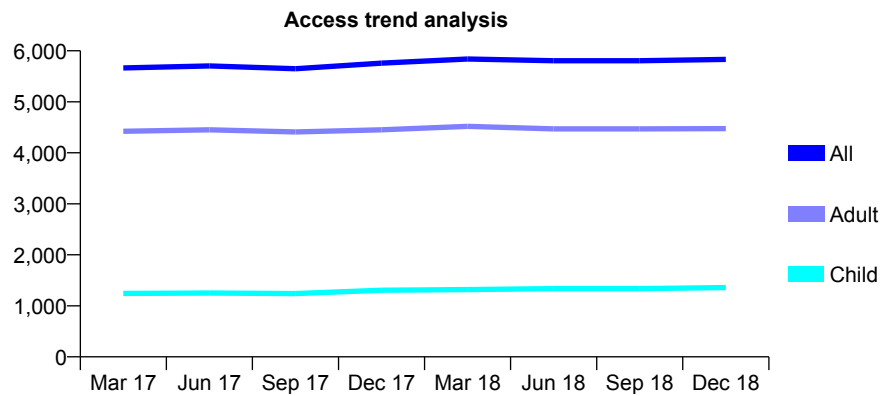
Q48 - Vital Signs At a Glance Contract Report for 193003/0001 - December 2018

Name or company name	Aintree Dental Practice
Contract type name	GDS Contract
Purpose of contract	General
Contract start date	01/06/2009
Contract end date	

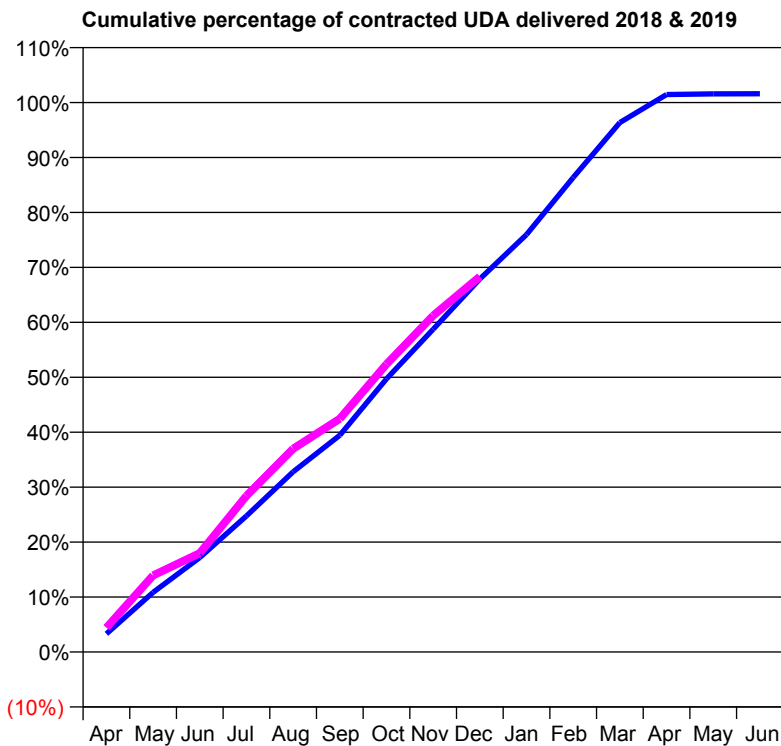
18/19 Contracted general activity (UDA)	20,439
Carry forward general activity (UDA)	0
18/19 Contracted orthodontic activity (UOA)	0
Carry forward orthodontic activity (UOA)	0
Baseline contract value	£536,194.15

ACCESS*

Patients seen in 24 months	Total	Change since previous quarter
Quarter ending December 2017	5,757	
Quarter ending March 2018	5,839	→
Quarter ending June 2018	5,805	→
Quarter ending September 2018	5,806	→
Quarter ending December 2018	5,832	→
Variance since December 2017	1.3%	→



ACTIVITY



Month	Adjusted Scheduled Activity (UDA)	
	2018	2019
April	678	908
May	2,221	2,848
June	3,515	3,679
July	5,062	5,810
August	6,702	7,561
September	8,062	8,680
October	10,158	10,708
November	12,007	12,513
December	13,876	13,965
January	15,526	
February	17,651	
March	19,695	
April	20,734	
May	20,761	
June	20,763	

QUALITY

	Quantity	Base Number	Contract	AT	Region	England
% of FP17s for the same patient ID Re-attending within 3 months - Children	114	1,413	8.1%	11.4%	12.3%	11.8%
% of FP17s for the same patient ID Re-attending within 3 months - Adults	610	4,032	15.1%	16.6%	15.8%	15.6%
% of FP17s for the same patient ID Re-attending between 3 & 9 months - Children	755	1,413	53.4%	54.3%	60.1%	58.8%
% of FP17s for the same patient ID Re-attending between 3 & 9 months - Adults	1,702	4,032	42.2%	45.0%	53.3%	51.0%
% of FP17s for Band 1 Urgent Courses	498	5,128	9.7%	11.8%	9.0%	9.0%
% of FP17s Relating to Free Repair or Replacements	28	5,128	0.5%	0.9%	1.0%	0.8%
% of FP17s Relating to Continuations	102	5,128	2.0%	1.2%	1.0%	0.9%
% of Patients satisfied with the dentistry they have received	2	2	N/A	91.0%	93.8%	93.2%
% of Patients satisfied with the time they had to wait for an appointment	2	2	N/A	89.4%	89.4%	88.3%

* This is based on patients treated on this contract for their most recent course of treatment. Figures in italics indicate the base number of FP17s or Patient Questionnaire responses are less than 100. N/A is shown where the base number of responses is less than 10 during the period. % is calculated as Quantity/Base number*100

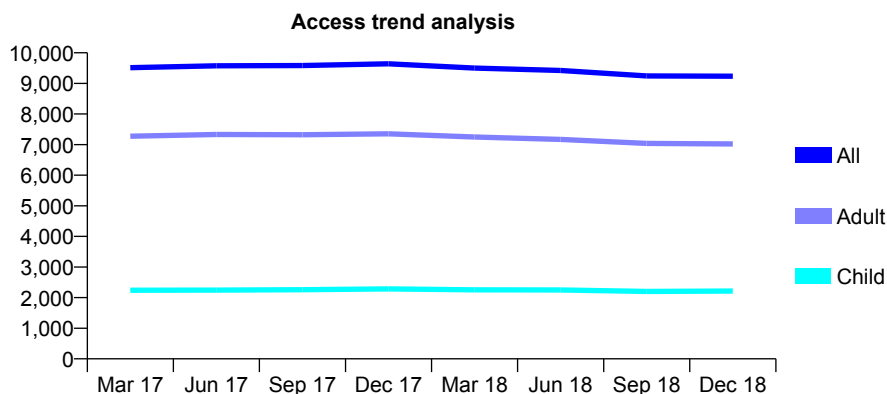
Q48 - Vital Signs At a Glance Contract Report for 195294/0001 - December 2018

Name or company name	Deacon Dental Ltd
Contract type name	GDS Contract
Purpose of contract	General
Contract start date	01/04/2009
Contract end date	

18/19 Contracted general activity (UDA)	33,226
Carry forward general activity (UDA)	0
18/19 Contracted orthodontic activity (UOA)	0
Carry forward orthodontic activity (UOA)	0
Baseline contract value	£962,012.65

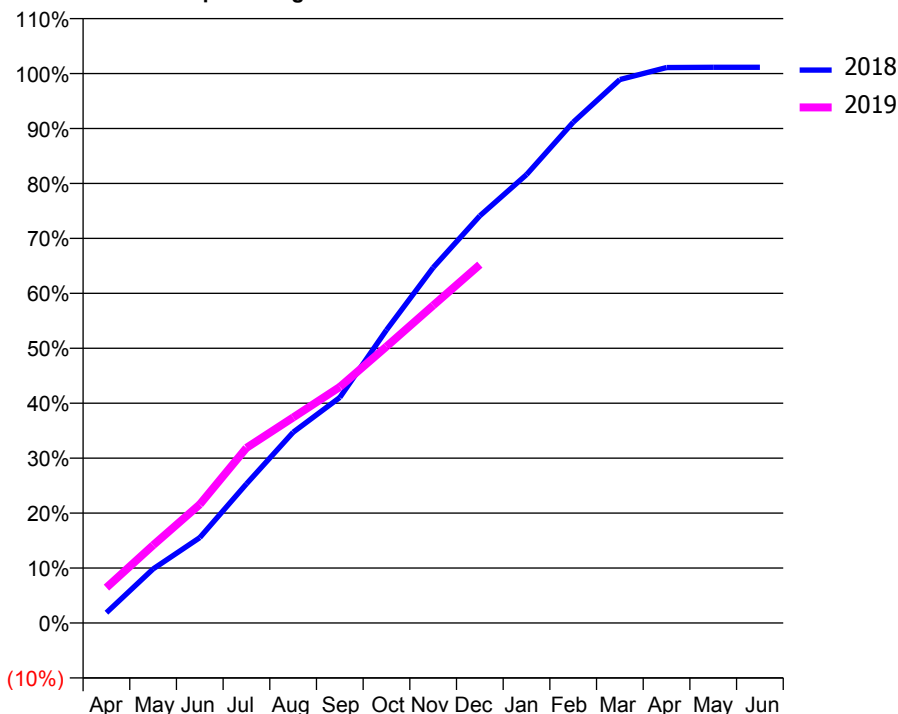
ACCESS*

Patients seen in 24 months	Total	Change since previous quarter
Quarter ending December 2017	9,640	
Quarter ending March 2018	9,503	↓
Quarter ending June 2018	9,424	→
Quarter ending September 2018	9,242	↓
Quarter ending December 2018	9,237	→
Variance since December 2017	(4.2%)	↓



ACTIVITY

Cumulative percentage of contracted UDA delivered 2018 & 2019



Month	Adjusted Scheduled Activity (UDA)	
	2018	2019
April	624	2,144
May	3,272	4,705
June	5,162	7,174
July	8,418	10,594
August	11,536	12,432
September	13,642	14,272
October	17,721	16,718
November	21,495	19,198
December	24,619	21,671
January	27,115	
February	30,281	
March	32,860	
April	33,585	
May	33,602	
June	33,603	

QUALITY

	Quantity	Base Number	Contract	AT	Region	England
% of FP17s for the same patient ID Re-attending within 3 months - Children	318	2,980	10.7%	11.4%	12.3%	11.8%
% of FP17s for the same patient ID Re-attending within 3 months - Adults	1,224	6,734	18.2%	16.6%	15.8%	15.6%
% of FP17s for the same patient ID Re-attending between 3 & 9 months - Children	1,931	2,980	64.8%	54.3%	60.1%	58.8%
% of FP17s for the same patient ID Re-attending between 3 & 9 months - Adults	3,319	6,734	49.3%	45.0%	53.3%	51.0%
% of FP17s for Band 1 Urgent Courses	949	9,405	10.1%	11.8%	9.0%	9.0%
% of FP17s Relating to Free Repair or Replacements	107	9,405	1.1%	0.9%	1.0%	0.8%
% of FP17s Relating to Continuations	78	9,405	0.8%	1.2%	1.0%	0.9%
% of Patients satisfied with the dentistry they have received	2	3	N/A	91.0%	93.8%	93.2%
% of Patients satisfied with the time they had to wait for an appointment	3	3	N/A	89.4%	89.4%	88.3%

* This is based on patients treated on this contract for their most recent course of treatment. Figures in italics indicate the base number of FP17s or Patient Questionnaire responses are less than 100. N/A is shown where the base number of responses is less than 10 during the period. % is calculated as Quantity/Base number*100

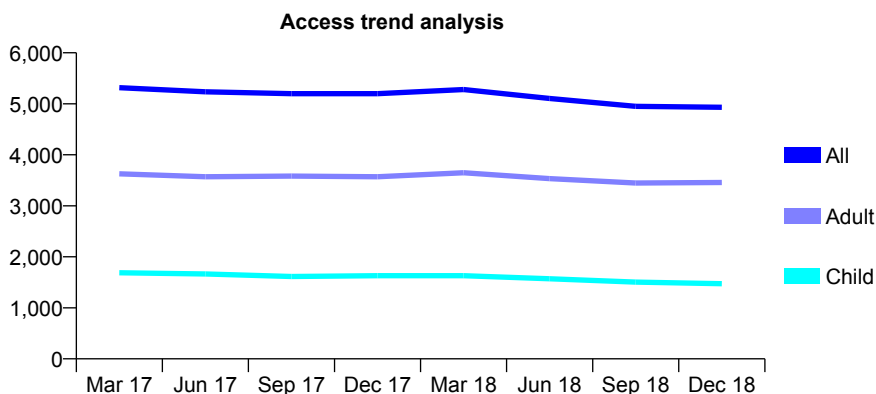
Q48 - Vital Signs At a Glance Contract Report for 197246/0001 - December 2018

Name or company name	Bennett and McGinty
Contract type name	GDS Contract
Purpose of contract	General
Contract start date	01/04/2009
Contract end date	

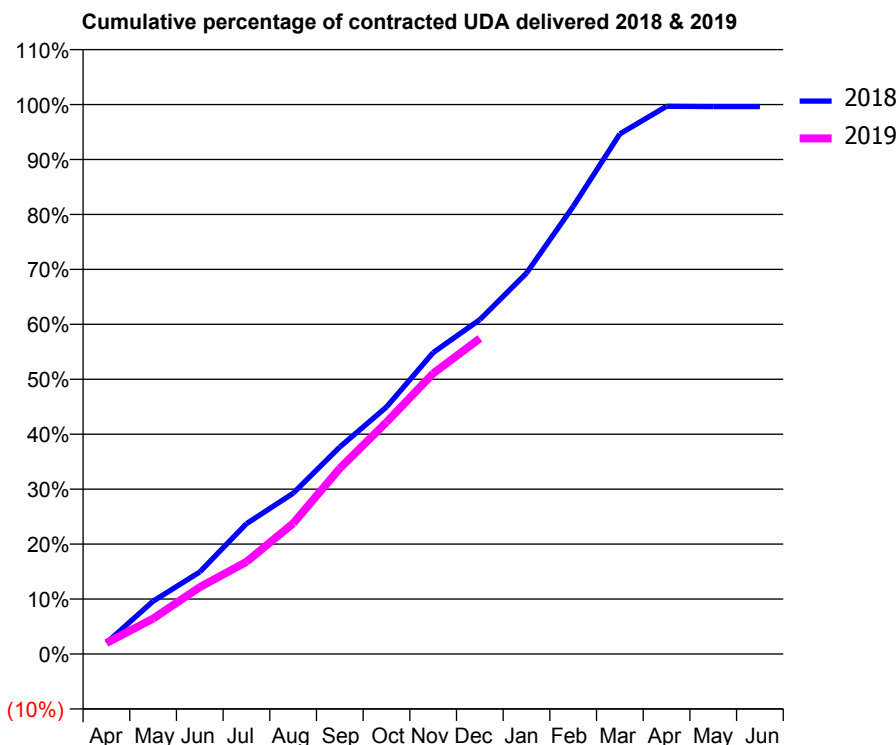
18/19 Contracted general activity (UDA)	15,282
Carry forward general activity (UDA)	57
18/19 Contracted orthodontic activity (UOA)	0
Carry forward orthodontic activity (UOA)	0
Baseline contract value	£400,914.88

ACCESS*

Patients seen in 24 months	Total	Change since previous quarter
Quarter ending December 2017	5,198	
Quarter ending March 2018	5,279	→
Quarter ending June 2018	5,105	↓
Quarter ending September 2018	4,950	↓
Quarter ending December 2018	4,932	→
Variance since December 2017	(5.1%)	↓



ACTIVITY



Month	Adjusted Scheduled Activity (UDA)	
	2018	2019
April	311	306
May	1,472	985
June	2,282	1,861
July	3,625	2,566
August	4,472	3,634
September	5,759	5,162
October	6,869	6,446
November	8,382	7,804
December	9,298	8,778
January	10,595	
February	12,447	
March	14,464	
April	15,234	
May	15,225	
June	15,225	

QUALITY

	Quantity	Base Number	Contract	AT	Region	England
% of FP17s for the same patient ID Re-attending within 3 months - Children	102	1,405	7.3%	11.4%	12.3%	11.8%
% of FP17s for the same patient ID Re-attending within 3 months - Adults	460	2,818	16.3%	16.6%	15.8%	15.6%
% of FP17s for the same patient ID Re-attending between 3 & 9 months - Children	750	1,405	53.4%	54.3%	60.1%	58.8%
% of FP17s for the same patient ID Re-attending between 3 & 9 months - Adults	1,159	2,818	41.1%	45.0%	53.3%	51.0%
% of FP17s for Band 1 Urgent Courses	403	3,986	10.1%	11.8%	9.0%	9.0%
% of FP17s Relating to Free Repair or Replacements	40	3,986	1.0%	0.9%	1.0%	0.8%
% of FP17s Relating to Continuations	15	3,986	0.4%	1.2%	1.0%	0.9%
% of Patients satisfied with the dentistry they have received	2	4	N/A	91.0%	93.8%	93.2%
% of Patients satisfied with the time they had to wait for an appointment	3	4	N/A	89.4%	89.4%	88.3%

* This is based on patients treated on this contract for their most recent course of treatment. Figures in italics indicate the base number of FP17s or Patient Questionnaire responses are less than 100. N/A is shown where the base number of responses is less than 10 during the period. % is calculated as Quantity/Base number*100

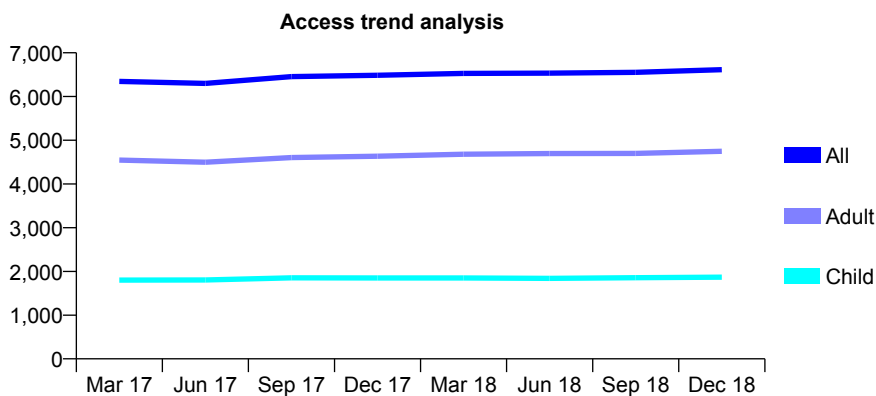
Q48 - Vital Signs At a Glance Contract Report for 197289/0001 - December 2018

Name or company name	PJ Beard & Associates Ltd
Contract type name	GDS Contract
Purpose of contract	General
Contract start date	01/09/2011
Contract end date	

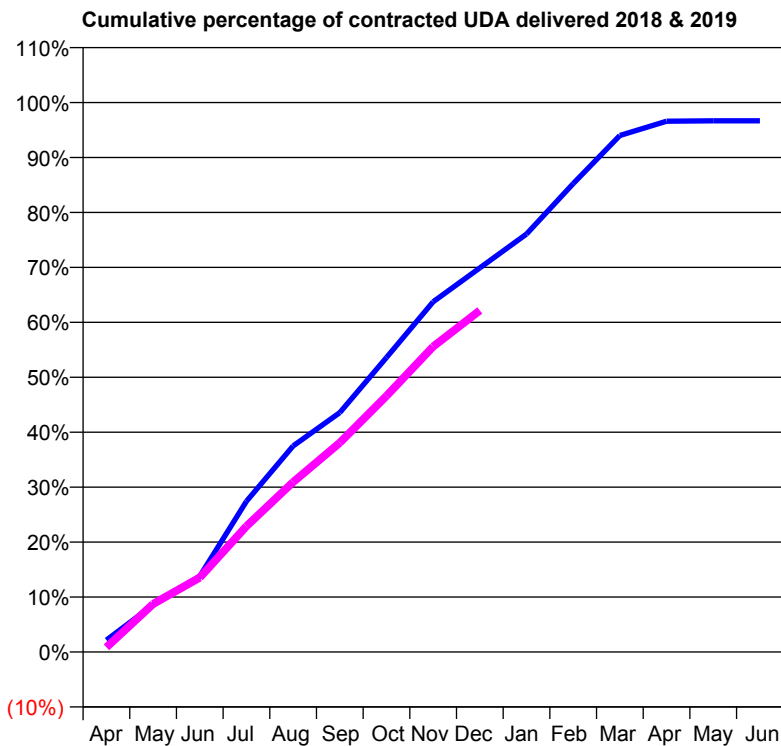
18/19 Contracted general activity (UDA)	19,288
Carry forward general activity (UDA)	645
18/19 Contracted orthodontic activity (UOA)	0
Carry forward orthodontic activity (UOA)	0
Baseline contract value	£467,769.85

ACCESS*

Patients seen in 24 months	Total	Change since previous quarter
Quarter ending December 2017	6,485	
Quarter ending March 2018	6,530	→
Quarter ending June 2018	6,536	→
Quarter ending September 2018	6,554	→
Quarter ending December 2018	6,614	→
Variance since December 2017	2.0%	→



ACTIVITY



Month	Adjusted Scheduled Activity (UDA)	
	2018	2019
April	419	166
May	1,654	1,688
June	2,663	2,614
July	5,293	4,416
August	7,236	5,967
September	8,402	7,345
October	10,339	8,988
November	12,295	10,719
December	13,484	11,988
January	14,669	
February	16,442	
March	18,129	
April	18,630	
May	18,643	
June	18,643	

QUALITY

	Quantity	Base Number	Contract	AT	Region	England
% of FP17s for the same patient ID Re-attending within 3 months - Children	147	2,051	7.2%	11.4%	12.3%	11.8%
% of FP17s for the same patient ID Re-attending within 3 months - Adults	608	4,038	15.1%	16.6%	15.8%	15.6%
% of FP17s for the same patient ID Re-attending between 3 & 9 months - Children	1,274	2,051	62.1%	54.3%	60.1%	58.8%
% of FP17s for the same patient ID Re-attending between 3 & 9 months - Adults	1,579	4,038	39.1%	45.0%	53.3%	51.0%
% of FP17s for Band 1 Urgent Courses	515	5,829	8.8%	11.8%	9.0%	9.0%
% of FP17s Relating to Free Repair or Replacements	35	5,829	0.6%	0.9%	1.0%	0.8%
% of FP17s Relating to Continuations	120	5,829	2.1%	1.2%	1.0%	0.9%
% of Patients satisfied with the dentistry they have received	0	0	N/A	91.0%	93.8%	93.2%
% of Patients satisfied with the time they had to wait for an appointment	0	0	N/A	89.4%	89.4%	88.3%

* This is based on patients treated on this contract for their most recent course of treatment. Figures in italics indicate the base number of FP17s or Patient Questionnaire responses are less than 100. N/A is shown where the base number of responses is less than 10 during the period. % is calculated as Quantity/Base number*100

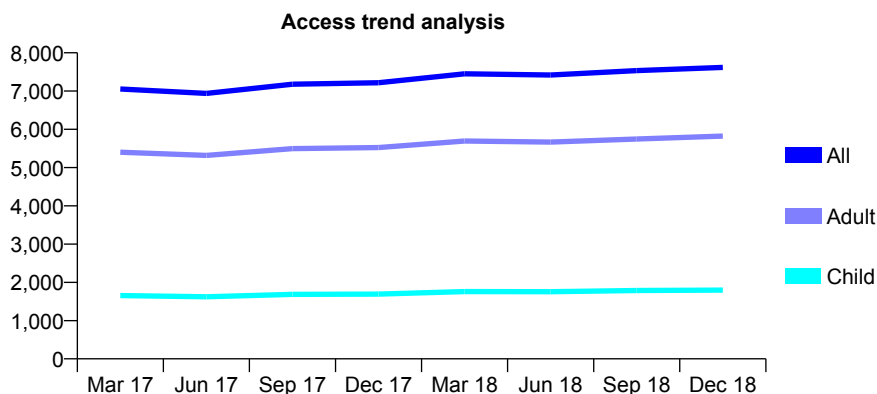
Q48 - Vital Signs At a Glance Contract Report for 198633/0002 - December 2018

Name or company name	Mr O Butt & Mrs S Alam
Contract type name	GDS Contract
Purpose of contract	General
Contract start date	01/04/2008
Contract end date	

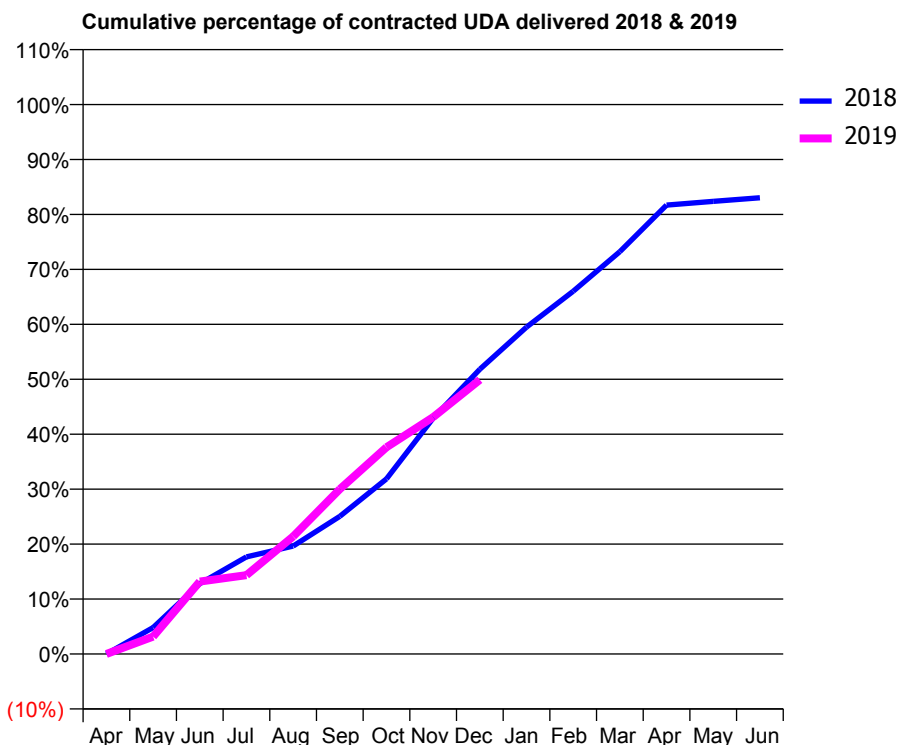
18/19 Contracted general activity (UDA)	22,345
Carry forward general activity (UDA)	0
18/19 Contracted orthodontic activity (UOA)	0
Carry forward orthodontic activity (UOA)	0
Baseline contract value	£586,208.80

ACCESS*

Patients seen in 24 months	Total	Change since previous quarter
Quarter ending December 2017	7,216	
Quarter ending March 2018	7,452	↑
Quarter ending June 2018	7,421	→
Quarter ending September 2018	7,533	→
Quarter ending December 2018	7,620	→
Variance since December 2017	5.6%	↑



ACTIVITY



Month	Adjusted Scheduled Activity (UDA)	
	2018	2019
April	0	0
May	1,076	709
June	2,860	2,947
July	3,951	3,207
August	4,388	4,779
September	5,598	6,702
October	7,124	8,407
November	9,589	9,635
December	11,578	11,150
January	13,295	
February	14,749	
March	16,363	
April	18,254	
May	18,406	
June	18,554	

QUALITY

	Quantity	Base Number	Contract	AT	Region	England
% of FP17s for the same patient ID Re-attending within 3 months - Children	116	1,680	6.9%	11.4%	12.3%	11.8%
% of FP17s for the same patient ID Re-attending within 3 months - Adults	714	5,364	13.3%	16.6%	15.8%	15.6%
% of FP17s for the same patient ID Re-attending between 3 & 9 months - Children	997	1,680	59.3%	54.3%	60.1%	58.8%
% of FP17s for the same patient ID Re-attending between 3 & 9 months - Adults	2,702	5,364	50.4%	45.0%	53.3%	51.0%
% of FP17s for Band 1 Urgent Courses	499	5,631	8.9%	11.8%	9.0%	9.0%
% of FP17s Relating to Free Repair or Replacements	59	5,631	1.0%	0.9%	1.0%	0.8%
% of FP17s Relating to Continuations	25	5,631	0.4%	1.2%	1.0%	0.9%
% of Patients satisfied with the dentistry they have received	12	12	100.0%	91.0%	93.8%	93.2%
% of Patients satisfied with the time they had to wait for an appointment	11	12	91.7%	89.4%	89.4%	88.3%

* This is based on patients treated on this contract for their most recent course of treatment. Figures in italics indicate the base number of FP17s or Patient Questionnaire responses are less than 100. N/A is shown where the base number of responses is less than 10 during the period. % is calculated as Quantity/Base number*100

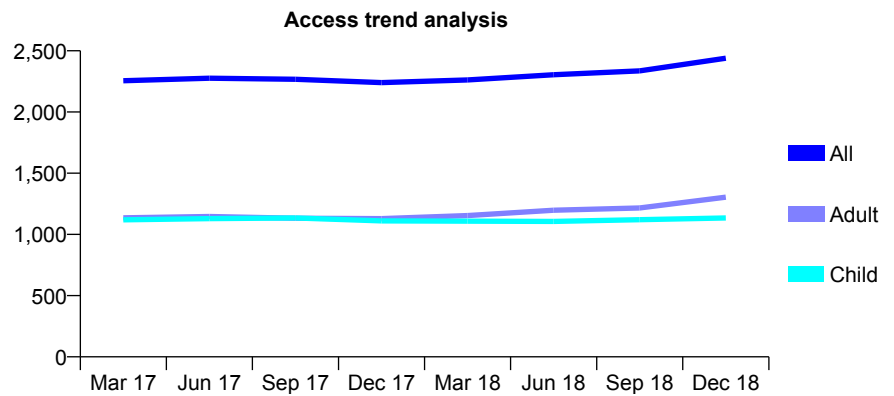
Q48 - Vital Signs At a Glance Contract Report for 199354/0001 - December 2018

Name or company name	Aigburth Dental Practice
Contract type name	GDS Contract
Purpose of contract	General
Contract start date	01/06/2012
Contract end date	

18/19 Contracted general activity (UDA)	6,357
Carry forward general activity (UDA)	107
18/19 Contracted orthodontic activity (UOA)	0
Carry forward orthodontic activity (UOA)	0
Baseline contract value	£226,140.77

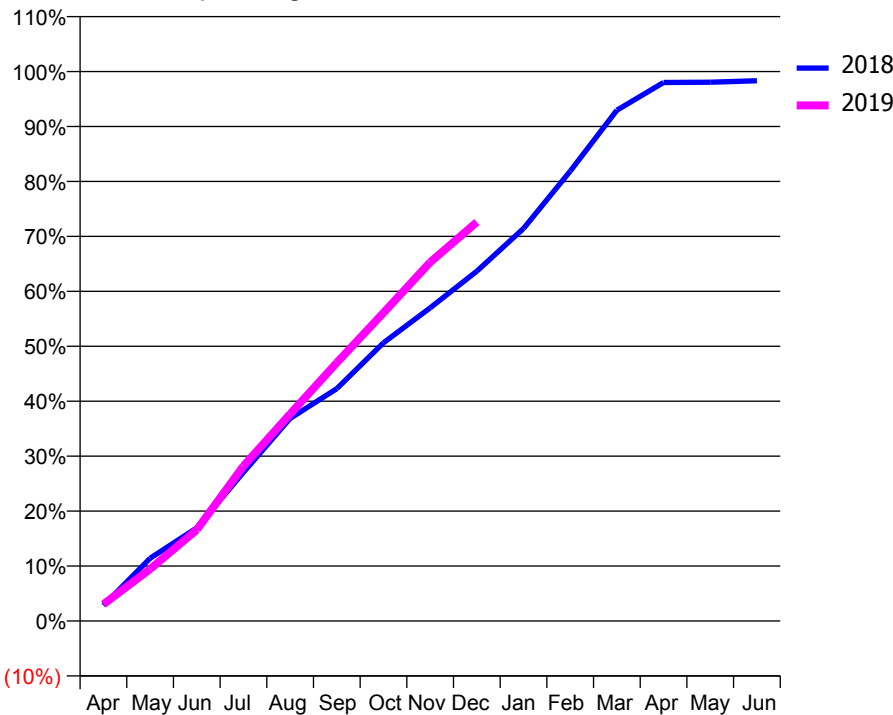
ACCESS*

Patients seen in 24 months	Total	Change since previous quarter
Quarter ending December 2017	2,240	
Quarter ending March 2018	2,262	→
Quarter ending June 2018	2,304	→
Quarter ending September 2018	2,336	→
Quarter ending December 2018	2,440	↑
Variance since December 2017	8.9%	↑



ACTIVITY

Cumulative percentage of contracted UDA delivered 2018 & 2019



Month	Adjusted Scheduled Activity (UDA)	
	2018	2019
April	180	193
May	726	601
June	1,078	1,056
July	1,720	1,793
August	2,344	2,394
September	2,687	2,989
October	3,219	3,567
November	3,623	4,150
December	4,047	4,616
January	4,541	
February	5,205	
March	5,909	
April	6,230	
May	6,233	
June	6,250	

QUALITY

	Quantity	Base Number	Contract	AT	Region	England
% of FP17s for the same patient ID Re-attending within 3 months - Children	100	1,192	8.4%	11.4%	12.3%	11.8%
% of FP17s for the same patient ID Re-attending within 3 months - Adults	167	1,214	13.8%	16.6%	15.8%	15.6%
% of FP17s for the same patient ID Re-attending between 3 & 9 months - Children	604	1,192	50.7%	54.3%	60.1%	58.8%
% of FP17s for the same patient ID Re-attending between 3 & 9 months - Adults	491	1,214	40.4%	45.0%	53.3%	51.0%
% of FP17s for Band 1 Urgent Courses	148	2,257	6.6%	11.8%	9.0%	9.0%
% of FP17s Relating to Free Repair or Replacements	3	2,257	0.1%	0.9%	1.0%	0.8%
% of FP17s Relating to Continuations	54	2,257	2.4%	1.2%	1.0%	0.9%
% of Patients satisfied with the dentistry they have received	2	2	N/A	91.0%	93.8%	93.2%
% of Patients satisfied with the time they had to wait for an appointment	2	2	N/A	89.4%	89.4%	88.3%

* This is based on patients treated on this contract for their most recent course of treatment. Figures in italics indicate the base number of FP17s or Patient Questionnaire responses are less than 100. N/A is shown where the base number of responses is less than 10 during the period. % is calculated as Quantity/Base number*100

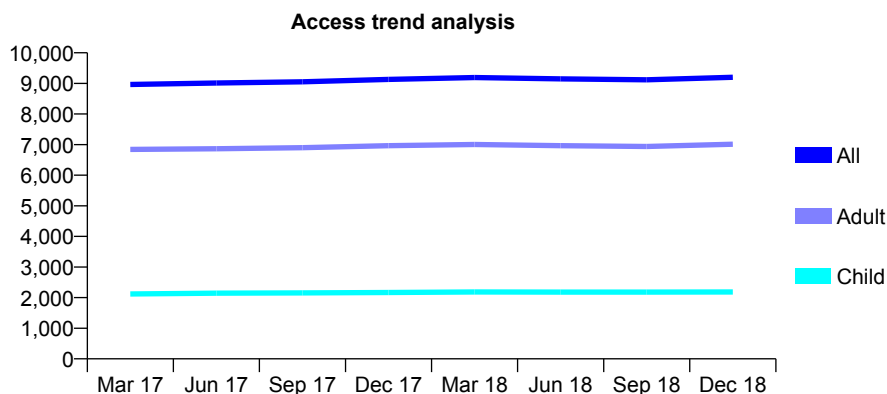
Q48 - Vital Signs At a Glance Contract Report for 199605/0001 - December 2018

Name or company name	Chantastic Limited
Contract type name	GDS Contract
Purpose of contract	General
Contract start date	01/04/2011
Contract end date	

18/19 Contracted general activity (UDA)	35,375
Carry forward general activity (UDA)	0
18/19 Contracted orthodontic activity (UOA)	0
Carry forward orthodontic activity (UOA)	0
Baseline contract value	£1,162,153.69

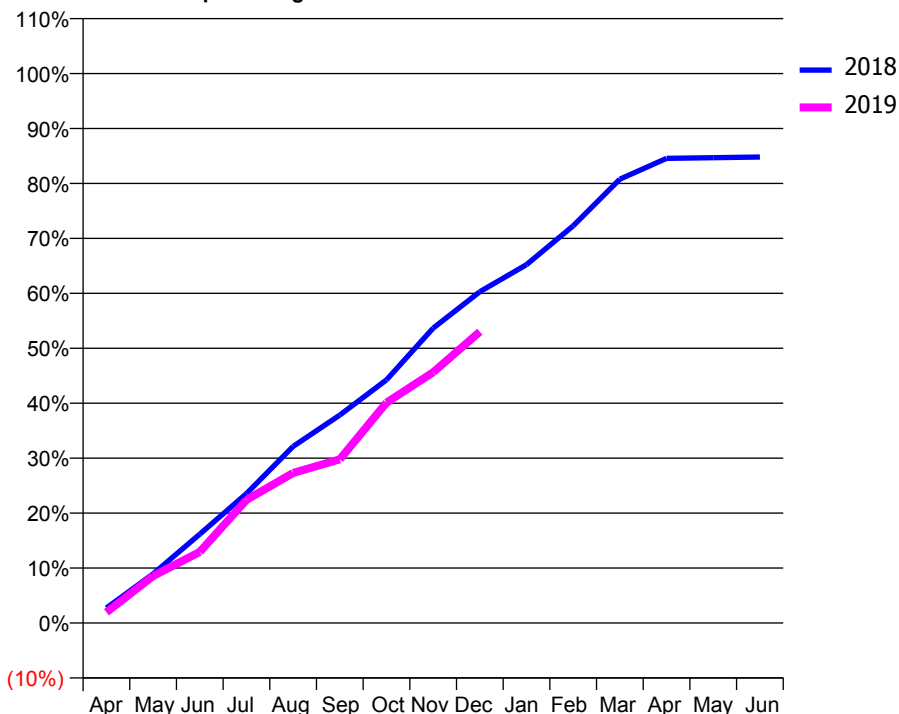
ACCESS*

Patients seen in 24 months	Total	Change since previous quarter
Quarter ending December 2017	9,131	
Quarter ending March 2018	9,190	→
Quarter ending June 2018	9,147	→
Quarter ending September 2018	9,118	→
Quarter ending December 2018	9,200	→
Variance since December 2017	0.8%	→



ACTIVITY

Cumulative percentage of contracted UDA delivered 2018 & 2019



Month	Adjusted Scheduled Activity (UDA)	
	2018	2019
April	968	692
May	3,164	3,022
June	5,725	4,578
July	8,335	7,924
August	11,367	9,662
September	13,387	10,541
October	15,653	14,185
November	18,983	16,145
December	21,329	18,753
January	23,067	
February	25,572	
March	28,576	
April	29,916	
May	29,954	
June	30,000	

QUALITY

	Quantity	Base Number	Contract	AT	Region	England
% of FP17s for the same patient ID Re-attending within 3 months - Children	210	2,358	8.9%	11.4%	12.3%	11.8%
% of FP17s for the same patient ID Re-attending within 3 months - Adults	681	6,005	11.3%	16.6%	15.8%	15.6%
% of FP17s for the same patient ID Re-attending between 3 & 9 months - Children	1,284	2,358	54.5%	54.3%	60.1%	58.8%
% of FP17s for the same patient ID Re-attending between 3 & 9 months - Adults	2,837	6,005	47.2%	45.0%	53.3%	51.0%
% of FP17s for Band 1 Urgent Courses	855	7,825	10.9%	11.8%	9.0%	9.0%
% of FP17s Relating to Free Repair or Replacements	77	7,825	1.0%	0.9%	1.0%	0.8%
% of FP17s Relating to Continuations	30	7,825	0.4%	1.2%	1.0%	0.9%
% of Patients satisfied with the dentistry they have received	7	7	N/A	91.0%	93.8%	93.2%
% of Patients satisfied with the time they had to wait for an appointment	7	7	N/A	89.4%	89.4%	88.3%

* This is based on patients treated on this contract for their most recent course of treatment. Figures in italics indicate the base number of FP17s or Patient Questionnaire responses are less than 100. N/A is shown where the base number of responses is less than 10 during the period. % is calculated as Quantity/Base number*100

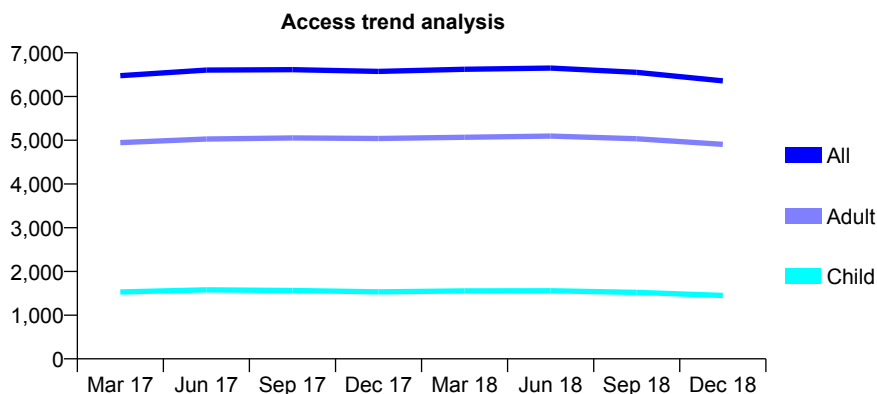
Q48 - Vital Signs At a Glance Contract Report for 199796/0001 - December 2018

Name or company name	IDH 346 LTD
Contract type name	GDS Contract
Purpose of contract	General
Contract start date	01/04/2009
Contract end date	

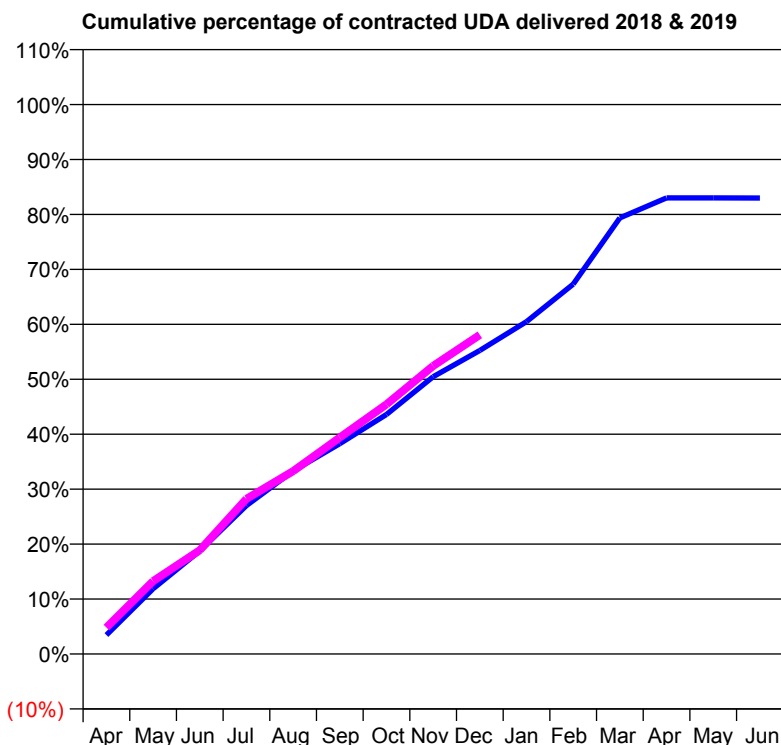
18/19 Contracted general activity (UDA)	22,074
Carry forward general activity (UDA)	0
18/19 Contracted orthodontic activity (UOA)	0
Carry forward orthodontic activity (UOA)	0
Baseline contract value	£655,900.65

ACCESS*

Patients seen in 24 months	Total	Change since previous quarter
Quarter ending December 2017	6,575	
Quarter ending March 2018	6,622	→
Quarter ending June 2018	6,651	→
Quarter ending September 2018	6,554	↓
Quarter ending December 2018	6,358	↓
Variance since December 2017	(3.3%)	↓



ACTIVITY



Adjusted Scheduled Activity (UDA)		
Month	2018	2019
April	761	1,063
May	2,621	2,929
June	4,145	4,169
July	5,967	6,232
August	7,351	7,346
September	8,451	8,697
October	9,623	10,030
November	11,137	11,573
December	12,193	12,823
January	13,350	
February	14,855	
March	17,520	
April	18,320	
May	18,320	
June	18,319	

QUALITY

	Quantity	Base Number	Contract	AT	Region	England
% of FP17s for the same patient ID Re-attending within 3 months - Children	101	1,341	7.5%	11.4%	12.3%	11.8%
% of FP17s for the same patient ID Re-attending within 3 months - Adults	437	4,056	10.8%	16.6%	15.8%	15.6%
% of FP17s for the same patient ID Re-attending between 3 & 9 months - Children	712	1,341	53.1%	54.3%	60.1%	58.8%
% of FP17s for the same patient ID Re-attending between 3 & 9 months - Adults	1,964	4,056	48.4%	45.0%	53.3%	51.0%
% of FP17s for Band 1 Urgent Courses	365	5,143	7.1%	11.8%	9.0%	9.0%
% of FP17s Relating to Free Repair or Replacements	40	5,143	0.8%	0.9%	1.0%	0.8%
% of FP17s Relating to Continuations	113	5,143	2.2%	1.2%	1.0%	0.9%
% of Patients satisfied with the dentistry they have received	3	3	N/A	91.0%	93.8%	93.2%
% of Patients satisfied with the time they had to wait for an appointment	3	3	N/A	89.4%	89.4%	88.3%

* This is based on patients treated on this contract for their most recent course of treatment. Figures in italics indicate the base number of FP17s or Patient Questionnaire responses are less than 100. N/A is shown where the base number of responses is less than 10 during the period. % is calculated as Quantity/Base number*100

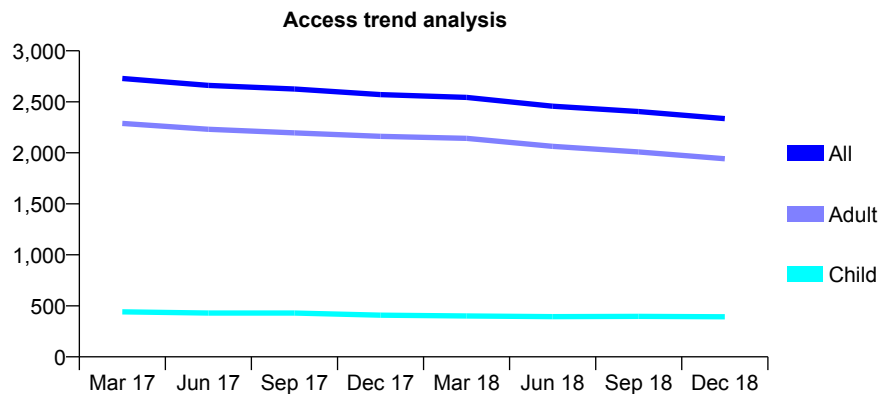
Q48 - Vital Signs At a Glance Contract Report for 209341/0001 - December 2018

Name or company name	Mr Peter George
Contract type name	GDS Contract
Purpose of contract	General
Contract start date	01/04/2006
Contract end date	

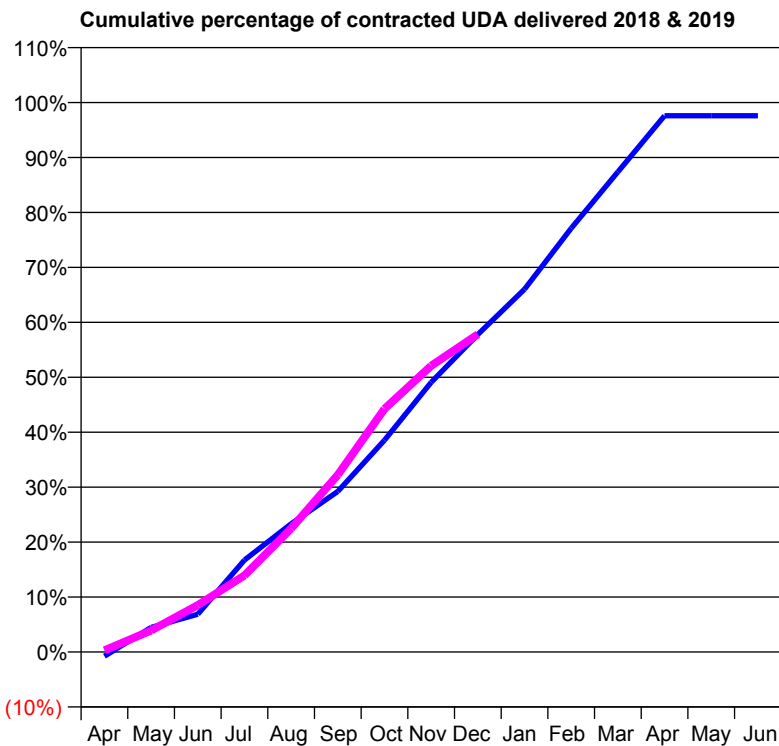
18/19 Contracted general activity (UDA)	6,253
Carry forward general activity (UDA)	151
18/19 Contracted orthodontic activity (UOA)	0
Carry forward orthodontic activity (UOA)	0
Baseline contract value	£178,965.23

ACCESS*

Patients seen in 24 months	Total	Change since previous quarter
Quarter ending December 2017	2,570	
Quarter ending March 2018	2,543	↓
Quarter ending June 2018	2,457	↓
Quarter ending September 2018	2,405	↓
Quarter ending December 2018	2,335	↓
Variance since December 2017	(9.1%)	↓



ACTIVITY



Month	Adjusted Scheduled Activity (UDA)	
	2018	2019
April	-50	18
May	280	245
June	431	534
July	1,046	872
August	1,458	1,406
September	1,828	2,016
October	2,410	2,767
November	3,069	3,257
December	3,614	3,615
January	4,128	
February	4,822	
March	5,464	
April	6,102	
May	6,102	
June	6,102	

QUALITY

	Quantity	Base Number	Contract	AT	Region	England
% of FP17s for the same patient ID Re-attending within 3 months - Children	32	341	9.4%	11.4%	12.3%	11.8%
% of FP17s for the same patient ID Re-attending within 3 months - Adults	219	1,631	13.4%	16.6%	15.8%	15.6%
% of FP17s for the same patient ID Re-attending between 3 & 9 months - Children	121	341	35.5%	54.3%	60.1%	58.8%
% of FP17s for the same patient ID Re-attending between 3 & 9 months - Adults	633	1,631	38.8%	45.0%	53.3%	51.0%
% of FP17s for Band 1 Urgent Courses	225	1,733	13.0%	11.8%	9.0%	9.0%
% of FP17s Relating to Free Repair or Replacements	3	1,733	0.2%	0.9%	1.0%	0.8%
% of FP17s Relating to Continuations	23	1,733	1.3%	1.2%	1.0%	0.9%
% of Patients satisfied with the dentistry they have received	1	1	N/A	91.0%	93.8%	93.2%
% of Patients satisfied with the time they had to wait for an appointment	1	1	N/A	89.4%	89.4%	88.3%

* This is based on patients treated on this contract for their most recent course of treatment. Figures in italics indicate the base number of FP17s or Patient Questionnaire responses are less than 100. N/A is shown where the base number of responses is less than 10 during the period. % is calculated as Quantity/Base number*100

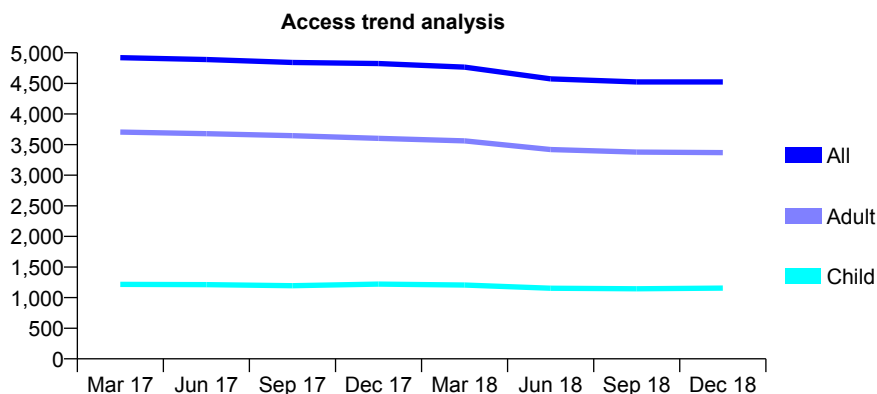
Q48 - Vital Signs At a Glance Contract Report for 221244/0002 - December 2018

Name or company name	MR MJ FARANDOS
Contract type name	GDS Contract
Purpose of contract	General
Contract start date	01/04/2006
Contract end date	

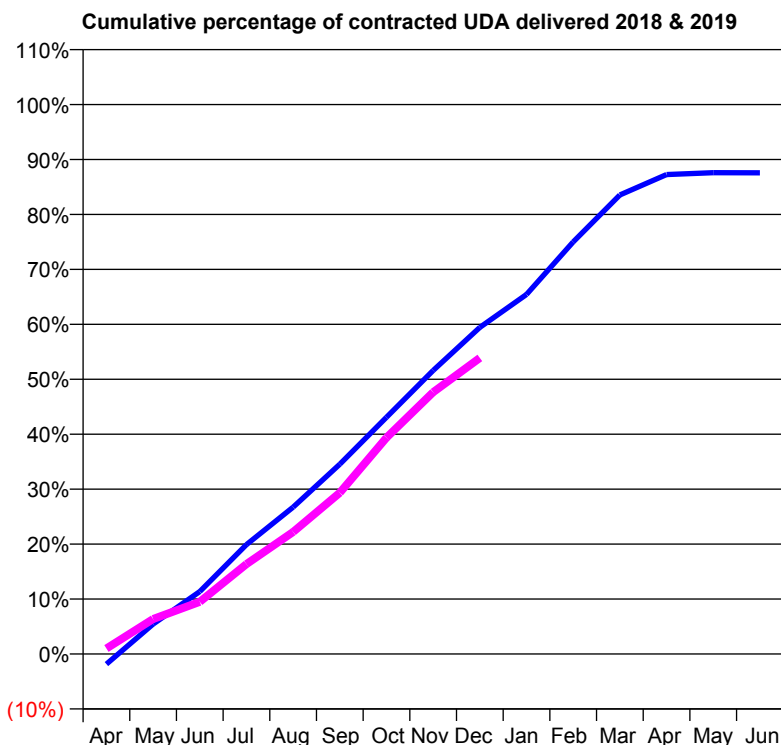
18/19 Contracted general activity (UDA)	17,195
Carry forward general activity (UDA)	0
18/19 Contracted orthodontic activity (UOA)	0
Carry forward orthodontic activity (UOA)	0
Baseline contract value	£451,101.39

ACCESS*

Patients seen in 24 months	Total	Change since previous quarter
Quarter ending December 2017	4,824	
Quarter ending March 2018	4,766	↓
Quarter ending June 2018	4,573	↓
Quarter ending September 2018	4,523	↓
Quarter ending December 2018	4,525	→
Variance since December 2017	(6.2%)	↓



ACTIVITY



Month	Adjusted Scheduled Activity (UDA)	
	2018	2019
April	-320	173
May	937	1,095
June	1,954	1,632
July	3,425	2,815
August	4,595	3,822
September	5,940	5,047
October	7,409	6,770
November	8,872	8,195
December	10,223	9,265
January	11,250	
February	12,897	
March	14,364	
April	15,005	
May	15,061	
June	15,057	

QUALITY

	Quantity	Base Number	Contract	AT	Region	England
% of FP17s for the same patient ID Re-attending within 3 months - Children	66	870	7.6%	11.4%	12.3%	11.8%
% of FP17s for the same patient ID Re-attending within 3 months - Adults	456	2,763	16.5%	16.6%	15.8%	15.6%
% of FP17s for the same patient ID Re-attending between 3 & 9 months - Children	326	870	37.5%	54.3%	60.1%	58.8%
% of FP17s for the same patient ID Re-attending between 3 & 9 months - Adults	1,041	2,763	37.7%	45.0%	53.3%	51.0%
% of FP17s for Band 1 Urgent Courses	311	3,460	9.0%	11.8%	9.0%	9.0%
% of FP17s Relating to Free Repair or Replacements	33	3,460	1.0%	0.9%	1.0%	0.8%
% of FP17s Relating to Continuations	32	3,460	0.9%	1.2%	1.0%	0.9%
% of Patients satisfied with the dentistry they have received	1	1	N/A	91.0%	93.8%	93.2%
% of Patients satisfied with the time they had to wait for an appointment	1	1	N/A	89.4%	89.4%	88.3%

* This is based on patients treated on this contract for their most recent course of treatment. Figures in italics indicate the base number of FP17s or Patient Questionnaire responses are less than 100. N/A is shown where the base number of responses is less than 10 during the period. % is calculated as Quantity/Base number*100

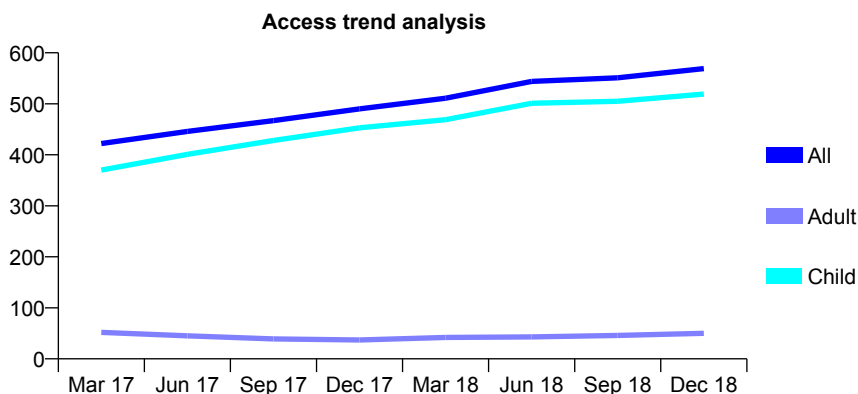
Q48 - Vital Signs At a Glance Contract Report for 231576/0001 - December 2018

Name or company name	MR DJ GARMORY
Contract type name	GDS Contract
Purpose of contract	General
Contract start date	01/04/2006
Contract end date	

18/19 Contracted general activity (UDA)	1,300
Carry forward general activity (UDA)	0
18/19 Contracted orthodontic activity (UOA)	0
Carry forward orthodontic activity (UOA)	0
Baseline contract value	£30,566.41

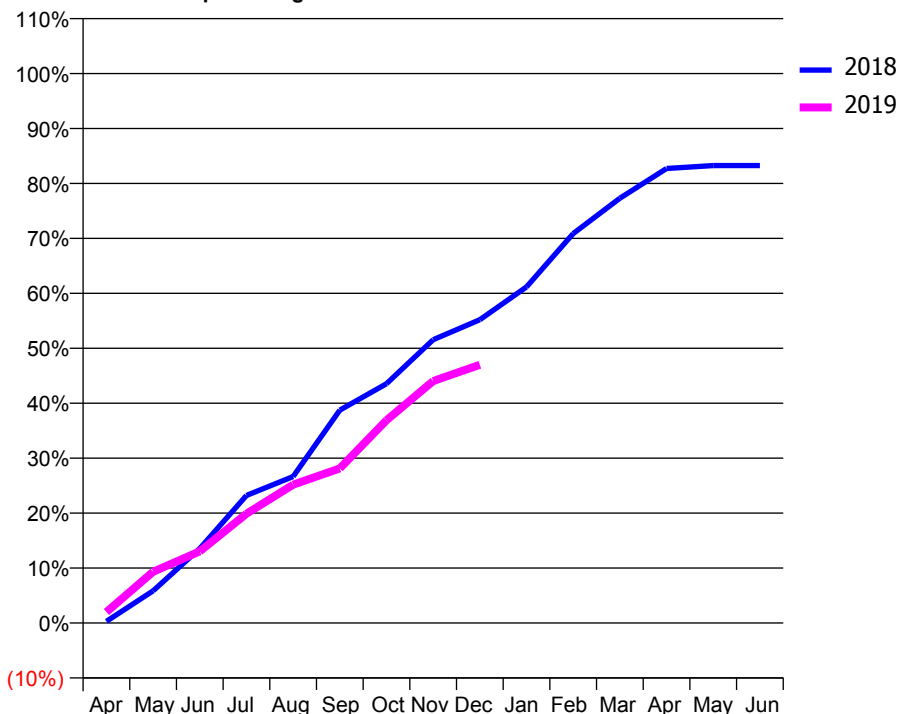
ACCESS*

Patients seen in 24 months	Total	Change since previous quarter
Quarter ending December 2017	490	
Quarter ending March 2018	511	↑
Quarter ending June 2018	544	↑
Quarter ending September 2018	551	→
Quarter ending December 2018	569	↑
Variance since December 2017	16.1%	↑



ACTIVITY

Cumulative percentage of contracted UDA delivered 2018 & 2019



Month	Adjusted Scheduled Activity (UDA)	
	2018	2019
April	4	26
May	76	121
June	176	170
July	302	259
August	346	327
September	504	366
October	566	480
November	670	572
December	717	611
January	795	
February	921	
March	1,005	
April	1,075	
May	1,082	
June	1,082	

QUALITY

	Quantity	Base Number	Contract	AT	Region	England
% of FP17s for the same patient ID Re-attending within 3 months - Children	44	524	8.4%	11.4%	12.3%	11.8%
% of FP17s for the same patient ID Re-attending within 3 months - Adults	0	0	N/A	16.6%	15.8%	15.6%
% of FP17s for the same patient ID Re-attending between 3 & 9 months - Children	303	524	57.8%	54.3%	60.1%	58.8%
% of FP17s for the same patient ID Re-attending between 3 & 9 months - Adults	0	0	N/A	45.0%	53.3%	51.0%
% of FP17s for Band 1 Urgent Courses	24	481	5.0%	11.8%	9.0%	9.0%
% of FP17s Relating to Free Repair or Replacements	0	481	0.0%	0.9%	1.0%	0.8%
% of FP17s Relating to Continuations	0	481	0.0%	1.2%	1.0%	0.9%
% of Patients satisfied with the dentistry they have received	0	0	N/A	91.0%	93.8%	93.2%
% of Patients satisfied with the time they had to wait for an appointment	0	0	N/A	89.4%	89.4%	88.3%

* This is based on patients treated on this contract for their most recent course of treatment. Figures in italics indicate the base number of FP17s or Patient Questionnaire responses are less than 100. N/A is shown where the base number of responses is less than 10 during the period. % is calculated as Quantity/Base number*100

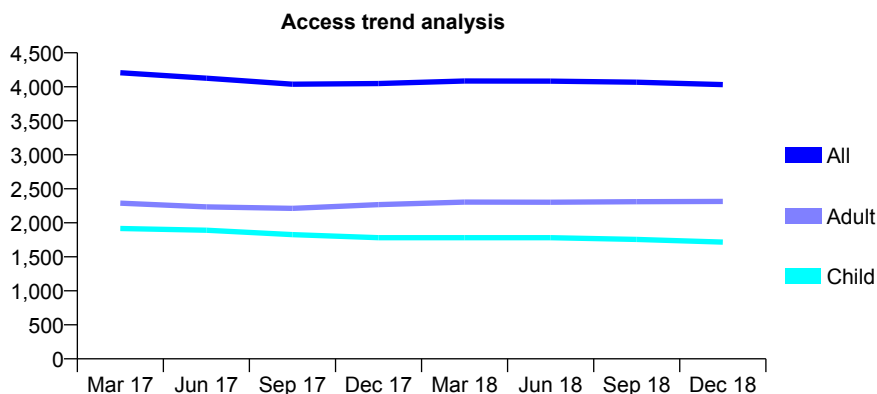
Q48 - Vital Signs At a Glance Contract Report for 243973/0001 - December 2018

Name or company name	MR S SHARMA
Contract type name	GDS Contract
Purpose of contract	General
Contract start date	01/04/2006
Contract end date	

18/19 Contracted general activity (UDA)	12,950
Carry forward general activity (UDA)	0
18/19 Contracted orthodontic activity (UOA)	0
Carry forward orthodontic activity (UOA)	0
Baseline contract value	£339,736.13

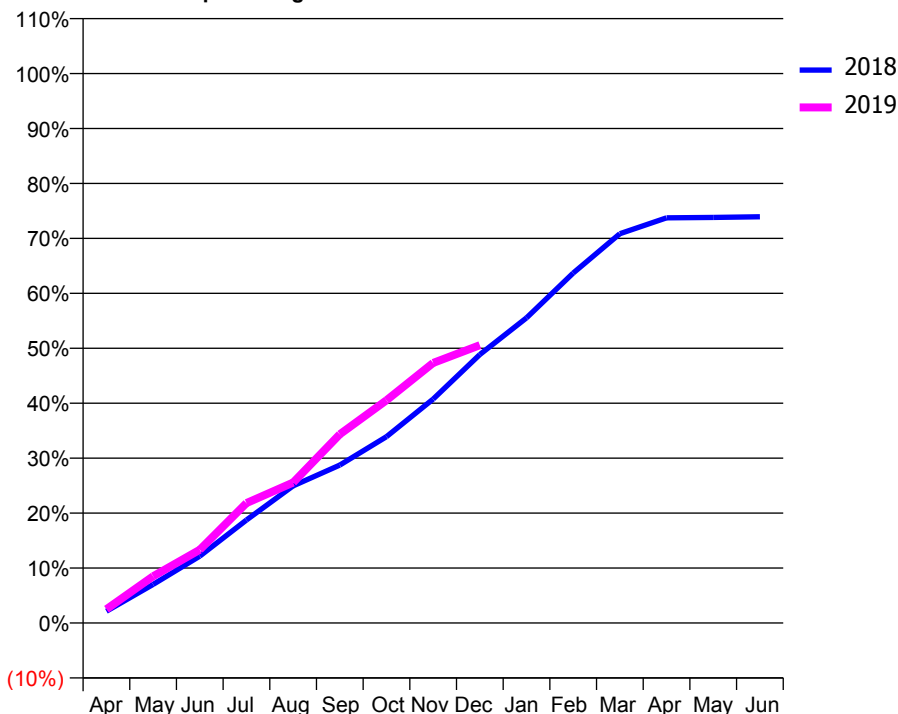
ACCESS*

Patients seen in 24 months	Total	Change since previous quarter
Quarter ending December 2017	4,049	
Quarter ending March 2018	4,086	→
Quarter ending June 2018	4,084	→
Quarter ending September 2018	4,067	→
Quarter ending December 2018	4,032	→
Variance since December 2017	(0.4%)	→



ACTIVITY

Cumulative percentage of contracted UDA delivered 2018 & 2019



Month	Adjusted Scheduled Activity (UDA)	
	2018	2019
April	279	326
May	911	1,101
June	1,575	1,726
July	2,429	2,825
August	3,234	3,311
September	3,724	4,449
October	4,392	5,250
November	5,278	6,131
December	6,328	6,548
January	7,192	
February	8,248	
March	9,175	
April	9,548	
May	9,559	
June	9,574	

QUALITY

	Quantity	Base Number	Contract	AT	Region	England
% of FP17s for the same patient ID Re-attending within 3 months - Children	140	1,651	8.5%	11.4%	12.3%	11.8%
% of FP17s for the same patient ID Re-attending within 3 months - Adults	396	1,885	21.0%	16.6%	15.8%	15.6%
% of FP17s for the same patient ID Re-attending between 3 & 9 months - Children	792	1,651	48.0%	54.3%	60.1%	58.8%
% of FP17s for the same patient ID Re-attending between 3 & 9 months - Adults	610	1,885	32.4%	45.0%	53.3%	51.0%
% of FP17s for Band 1 Urgent Courses	420	3,308	12.7%	11.8%	9.0%	9.0%
% of FP17s Relating to Free Repair or Replacements	16	3,308	0.5%	0.9%	1.0%	0.8%
% of FP17s Relating to Continuations	20	3,308	0.6%	1.2%	1.0%	0.9%
% of Patients satisfied with the dentistry they have received	0	0	N/A	91.0%	93.8%	93.2%
% of Patients satisfied with the time they had to wait for an appointment	0	0	N/A	89.4%	89.4%	88.3%

* This is based on patients treated on this contract for their most recent course of treatment. Figures in italics indicate the base number of FP17s or Patient Questionnaire responses are less than 100. N/A is shown where the base number of responses is less than 10 during the period. % is calculated as Quantity/Base number*100

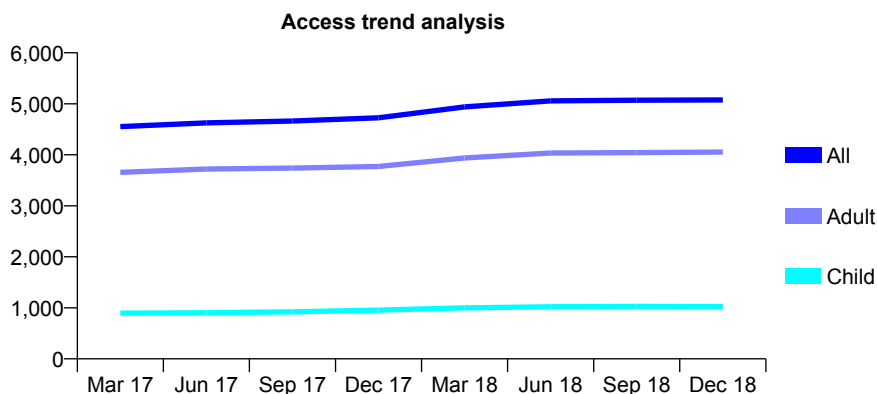
Q48 - Vital Signs At a Glance Contract Report for 277479/0001 - December 2018

Name or company name	MR JR HYSLOP
Contract type name	GDS Contract
Purpose of contract	General
Contract start date	01/04/2014
Contract end date	

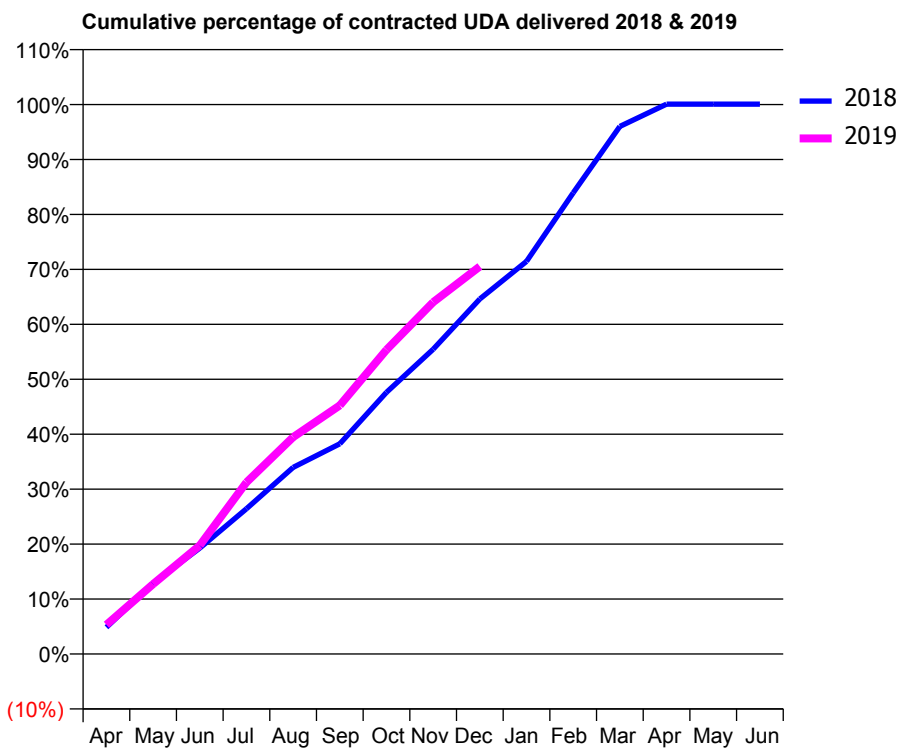
18/19 Contracted general activity (UDA)	17,501
Carry forward general activity (UDA)	0
18/19 Contracted orthodontic activity (UOA)	0
Carry forward orthodontic activity (UOA)	0
Baseline contract value	£508,683.56

ACCESS*

Patients seen in 24 months	Total	Change since previous quarter
Quarter ending December 2017	4,726	
Quarter ending March 2018	4,939	↑
Quarter ending June 2018	5,057	↑
Quarter ending September 2018	5,071	→
Quarter ending December 2018	5,077	→
Variance since December 2017	7.4%	↑



ACTIVITY



Month	Adjusted Scheduled Activity (UDA)	
	2018	2019
April	852	934
May	2,257	2,228
June	3,374	3,458
July	4,627	5,466
August	5,943	6,908
September	6,695	7,918
October	8,334	9,690
November	9,708	11,205
December	11,308	12,343
January	12,505	
February	14,687	
March	16,803	
April	17,514	
May	17,514	
June	17,514	

QUALITY

	Quantity	Base Number	Contract	AT	Region	England
% of FP17s for the same patient ID Re-attending within 3 months - Children	88	1,174	7.5%	11.4%	12.3%	11.8%
% of FP17s for the same patient ID Re-attending within 3 months - Adults	692	4,541	15.2%	16.6%	15.8%	15.6%
% of FP17s for the same patient ID Re-attending between 3 & 9 months - Children	793	1,174	67.5%	54.3%	60.1%	58.8%
% of FP17s for the same patient ID Re-attending between 3 & 9 months - Adults	2,780	4,541	61.2%	45.0%	53.3%	51.0%
% of FP17s for Band 1 Urgent Courses	628	5,443	11.5%	11.8%	9.0%	9.0%
% of FP17s Relating to Free Repair or Replacements	28	5,443	0.5%	0.9%	1.0%	0.8%
% of FP17s Relating to Continuations	32	5,443	0.6%	1.2%	1.0%	0.9%
% of Patients satisfied with the dentistry they have received	4	4	N/A	91.0%	93.8%	93.2%
% of Patients satisfied with the time they had to wait for an appointment	4	4	N/A	89.4%	89.4%	88.3%

* This is based on patients treated on this contract for their most recent course of treatment. Figures in italics indicate the base number of FP17s or Patient Questionnaire responses are less than 100. N/A is shown where the base number of responses is less than 10 during the period. % is calculated as Quantity/Base number*100

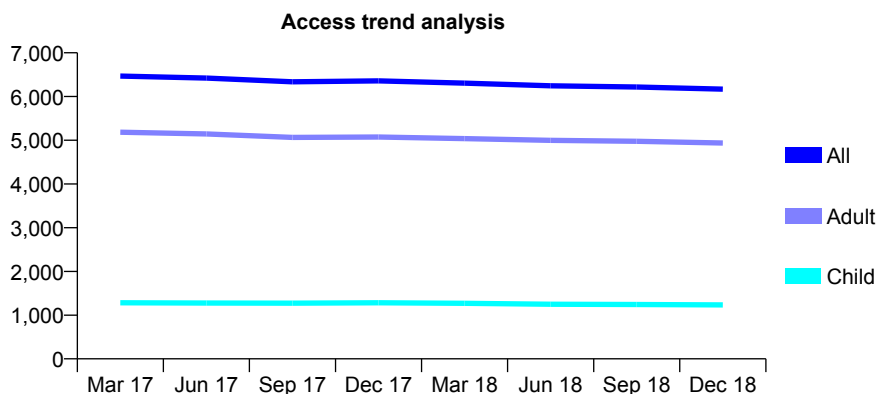
Q48 - Vital Signs At a Glance Contract Report for 301299/0004 - December 2018

Name or company name	MR KH TSAO
Contract type name	GDS Contract
Purpose of contract	General
Contract start date	01/10/2012
Contract end date	

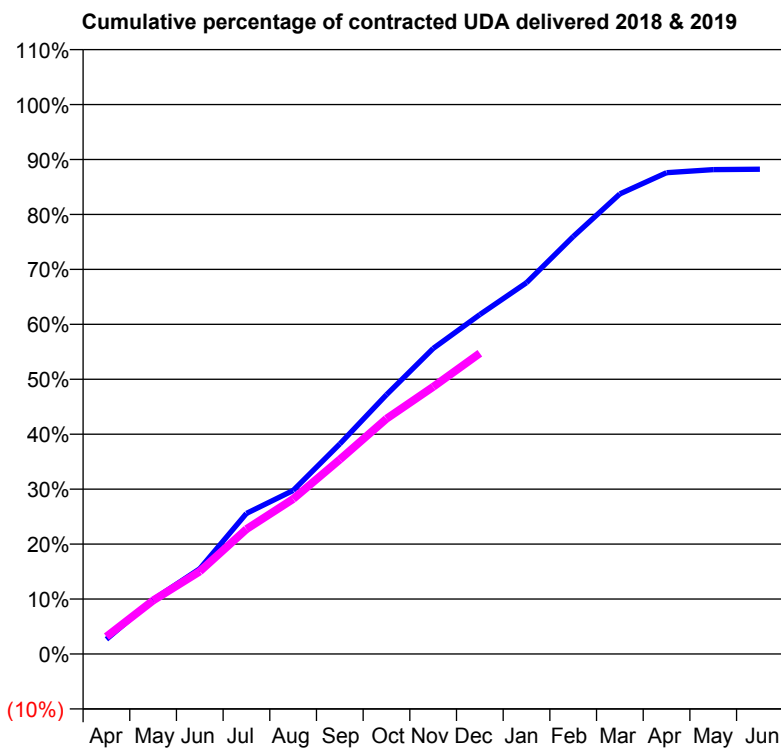
18/19 Contracted general activity (UDA)	23,370
Carry forward general activity (UDA)	0
18/19 Contracted orthodontic activity (UOA)	0
Carry forward orthodontic activity (UOA)	0
Baseline contract value	£537,562.03

ACCESS*

Patients seen in 24 months	Total	Change since previous quarter
Quarter ending December 2017	6,358	
Quarter ending March 2018	6,305	→
Quarter ending June 2018	6,245	→
Quarter ending September 2018	6,219	→
Quarter ending December 2018	6,170	→
Variance since December 2017	(3.0%)	↓



ACTIVITY



Month	Adjusted Scheduled Activity (UDA)	
	2018	2019
April	627	738
May	2,309	2,276
June	3,628	3,516
July	5,981	5,309
August	6,956	6,593
September	8,935	8,271
October	11,030	10,009
November	12,995	11,365
December	14,435	12,791
January	15,791	
February	17,755	
March	19,566	
April	20,468	
May	20,602	
June	20,616	

QUALITY

	Quantity	Base Number	Contract	AT	Region	England
% of FP17s for the same patient ID Re-attending within 3 months - Children	116	1,247	9.3%	11.4%	12.3%	11.8%
% of FP17s for the same patient ID Re-attending within 3 months - Adults	690	4,425	15.6%	16.6%	15.8%	15.6%
% of FP17s for the same patient ID Re-attending between 3 & 9 months - Children	659	1,247	52.8%	54.3%	60.1%	58.8%
% of FP17s for the same patient ID Re-attending between 3 & 9 months - Adults	1,933	4,425	43.7%	45.0%	53.3%	51.0%
% of FP17s for Band 1 Urgent Courses	819	5,336	15.3%	11.8%	9.0%	9.0%
% of FP17s Relating to Free Repair or Replacements	59	5,336	1.1%	0.9%	1.0%	0.8%
% of FP17s Relating to Continuations	33	5,336	0.6%	1.2%	1.0%	0.9%
% of Patients satisfied with the dentistry they have received	3	3	N/A	91.0%	93.8%	93.2%
% of Patients satisfied with the time they had to wait for an appointment	2	3	N/A	89.4%	89.4%	88.3%

* This is based on patients treated on this contract for their most recent course of treatment. Figures in italics indicate the base number of FP17s or Patient Questionnaire responses are less than 100. N/A is shown where the base number of responses is less than 10 during the period. % is calculated as Quantity/Base number*100

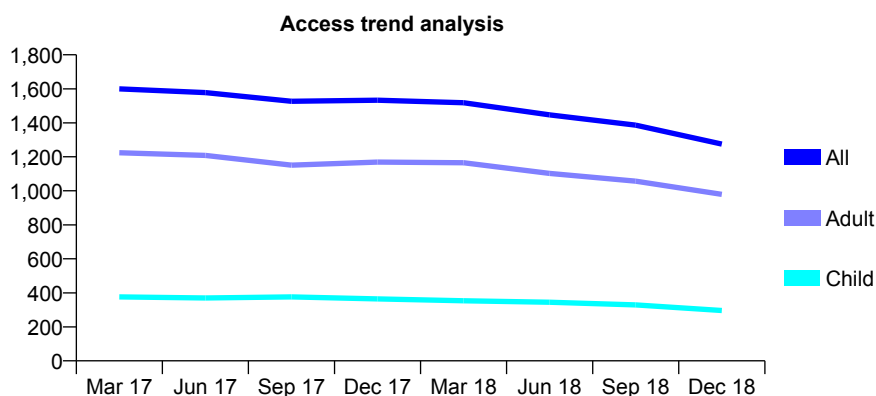
Q48 - Vital Signs At a Glance Contract Report for 301299/0005 - December 2018

Name or company name	MR KH TSAO
Contract type name	GDS Contract
Purpose of contract	General
Contract start date	01/10/2012
Contract end date	

18/19 Contracted general activity (UDA)	4,706
Carry forward general activity (UDA)	40
18/19 Contracted orthodontic activity (UOA)	0
Carry forward orthodontic activity (UOA)	0
Baseline contract value	£123,459.32

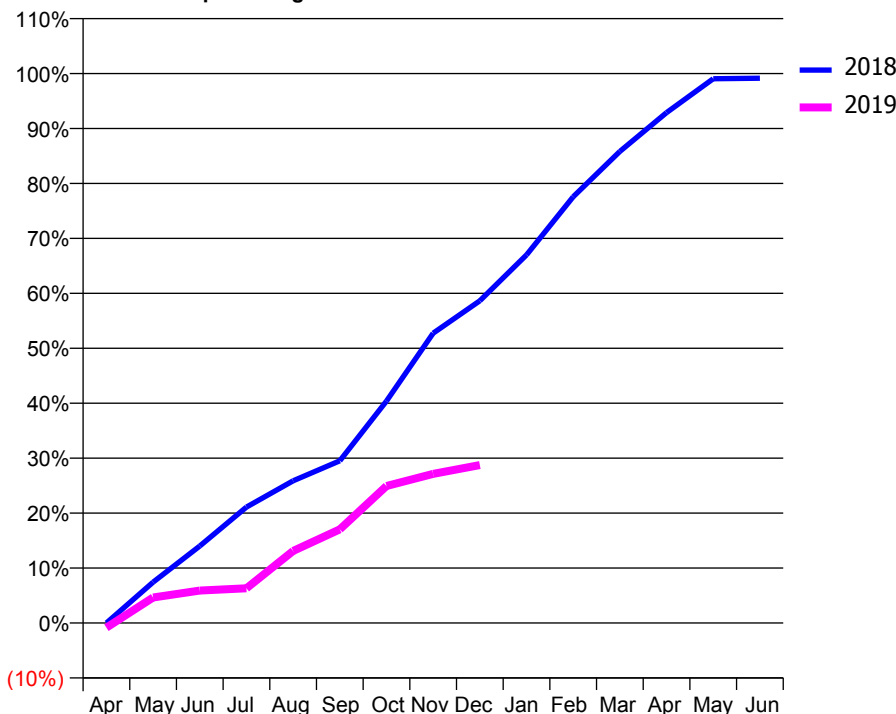
ACCESS*

Patients seen in 24 months	Total	Change since previous quarter
Quarter ending December 2017	1,533	
Quarter ending March 2018	1,518	→
Quarter ending June 2018	1,447	↓
Quarter ending September 2018	1,386	↓
Quarter ending December 2018	1,275	↓
Variance since December 2017	(16.8%)	↓



ACTIVITY

Cumulative percentage of contracted UDA delivered 2018 & 2019



Month	Adjusted Scheduled Activity (UDA)	
	2018	2019
April	0	-40
May	350	218
June	660	278
July	993	297
August	1,218	618
September	1,389	803
October	1,901	1,173
November	2,482	1,278
December	2,760	1,353
January	3,152	
February	3,650	
March	4,039	
April	4,371	
May	4,662	
June	4,666	

QUALITY

	Quantity	Base Number	Contract	AT	Region	England
% of FP17s for the same patient ID Re-attending within 3 months - Children	9	199	4.5%	11.4%	12.3%	11.8%
% of FP17s for the same patient ID Re-attending within 3 months - Adults	40	473	8.5%	16.6%	15.8%	15.6%
% of FP17s for the same patient ID Re-attending between 3 & 9 months - Children	61	199	30.7%	54.3%	60.1%	58.8%
% of FP17s for the same patient ID Re-attending between 3 & 9 months - Adults	103	473	21.8%	45.0%	53.3%	51.0%
% of FP17s for Band 1 Urgent Courses	70	506	13.8%	11.8%	9.0%	9.0%
% of FP17s Relating to Free Repair or Replacements	4	506	0.8%	0.9%	1.0%	0.8%
% of FP17s Relating to Continuations	3	506	0.6%	1.2%	1.0%	0.9%
% of Patients satisfied with the dentistry they have received	0	1	N/A	91.0%	93.8%	93.2%
% of Patients satisfied with the time they had to wait for an appointment	0	1	N/A	89.4%	89.4%	88.3%

* This is based on patients treated on this contract for their most recent course of treatment. Figures in italics indicate the base number of FP17s or Patient Questionnaire responses are less than 100. N/A is shown where the base number of responses is less than 10 during the period. % is calculated as Quantity/Base number*100

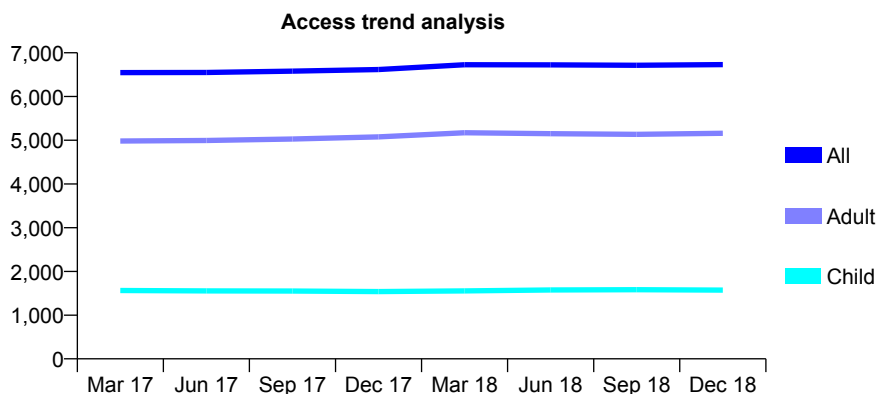
Q48 - Vital Signs At a Glance Contract Report for 304409/0001 - December 2018

Name or company name	MR GM O'HARE
Contract type name	GDS Contract
Purpose of contract	General
Contract start date	01/04/2006
Contract end date	

18/19 Contracted general activity (UDA)	22,316
Carry forward general activity (UDA)	0
18/19 Contracted orthodontic activity (UOA)	0
Carry forward orthodontic activity (UOA)	0
Baseline contract value	£585,447.99

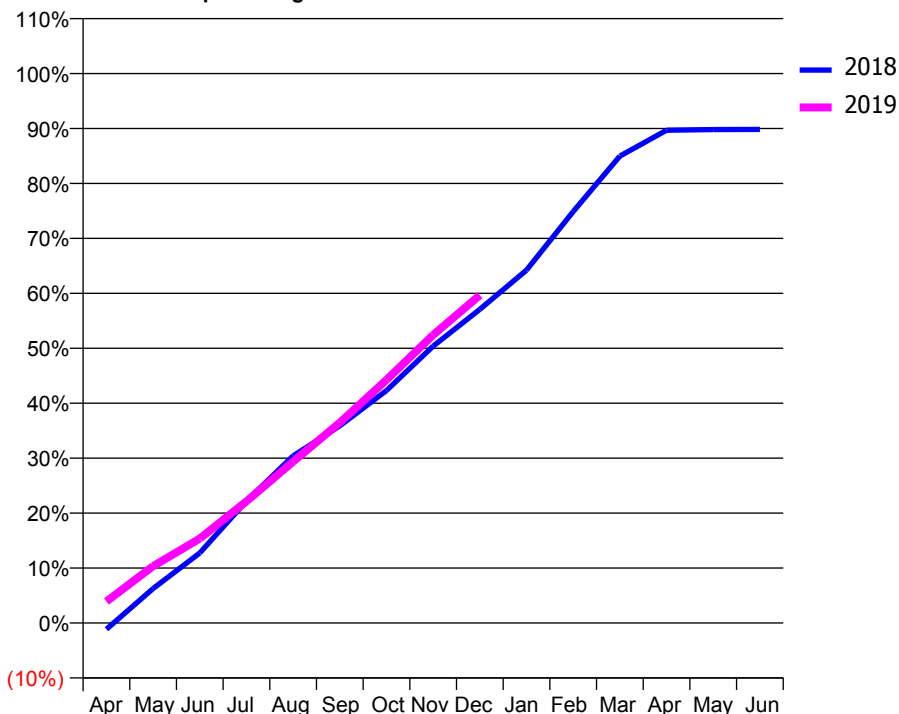
ACCESS*

Patients seen in 24 months	Total	Change since previous quarter
Quarter ending December 2017	6,617	
Quarter ending March 2018	6,727	→
Quarter ending June 2018	6,725	→
Quarter ending September 2018	6,716	→
Quarter ending December 2018	6,729	→
Variance since December 2017	1.7%	→



ACTIVITY

Cumulative percentage of contracted UDA delivered 2018 & 2019



Month	Adjusted Scheduled Activity (UDA)	
	2018	2019
April	-256	874
May	1,400	2,307
June	2,845	3,430
July	4,952	4,940
August	6,790	6,556
September	8,005	8,134
October	9,442	9,877
November	11,243	11,702
December	12,738	13,316
January	14,333	
February	16,711	
March	18,965	
April	20,015	
May	20,040	
June	20,045	

QUALITY

	Quantity	Base Number	Contract	AT	Region	England
% of FP17s for the same patient ID Re-attending within 3 months - Children	117	1,592	7.3%	11.4%	12.3%	11.8%
% of FP17s for the same patient ID Re-attending within 3 months - Adults	920	4,988	18.4%	16.6%	15.8%	15.6%
% of FP17s for the same patient ID Re-attending between 3 & 9 months - Children	950	1,592	59.7%	54.3%	60.1%	58.8%
% of FP17s for the same patient ID Re-attending between 3 & 9 months - Adults	2,267	4,988	45.4%	45.0%	53.3%	51.0%
% of FP17s for Band 1 Urgent Courses	885	6,143	14.4%	11.8%	9.0%	9.0%
% of FP17s Relating to Free Repair or Replacements	48	6,143	0.8%	0.9%	1.0%	0.8%
% of FP17s Relating to Continuations	31	6,143	0.5%	1.2%	1.0%	0.9%
% of Patients satisfied with the dentistry they have received	2	2	N/A	91.0%	93.8%	93.2%
% of Patients satisfied with the time they had to wait for an appointment	2	2	N/A	89.4%	89.4%	88.3%

* This is based on patients treated on this contract for their most recent course of treatment. Figures in italics indicate the base number of FP17s or Patient Questionnaire responses are less than 100. N/A is shown where the base number of responses is less than 10 during the period. % is calculated as Quantity/Base number*100

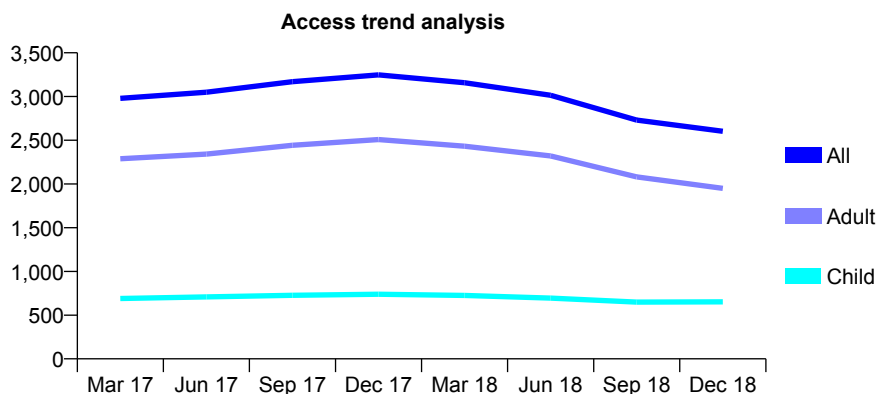
Q48 - Vital Signs At a Glance Contract Report for 320455/0002 - December 2018

Name or company name	MR RA KUNCEWICZ
Contract type name	GDS Contract
Purpose of contract	General
Contract start date	01/04/2006
Contract end date	

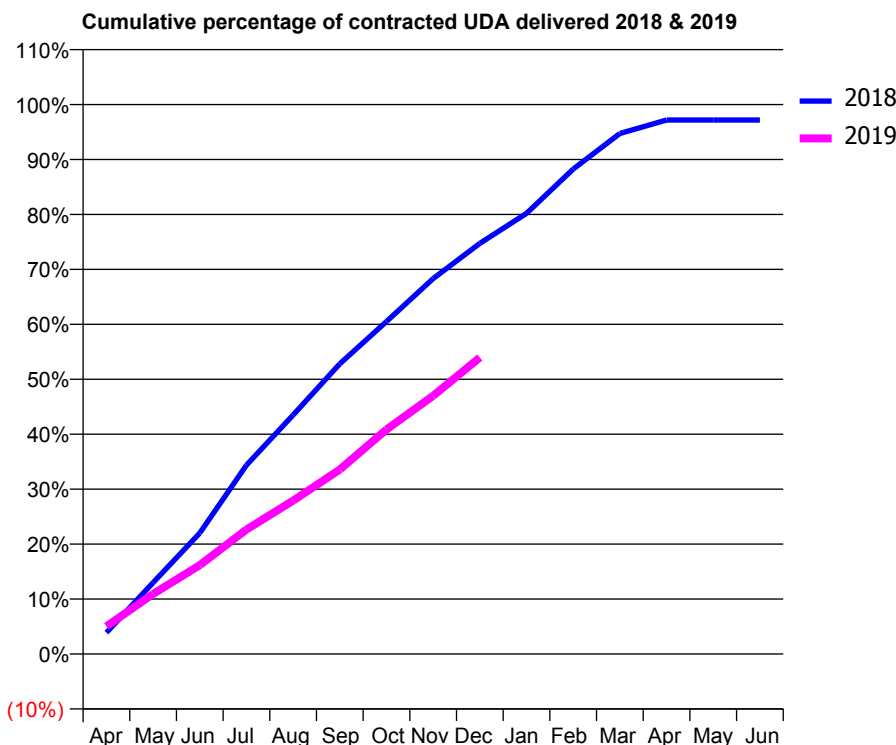
18/19 Contracted general activity (UDA)	8,350
Carry forward general activity (UDA)	0
18/19 Contracted orthodontic activity (UOA)	0
Carry forward orthodontic activity (UOA)	0
Baseline contract value	£213,815.75

ACCESS*

Patients seen in 24 months	Total	Change since previous quarter
Quarter ending December 2017	3,247	
Quarter ending March 2018	3,157	↓
Quarter ending June 2018	3,015	↓
Quarter ending September 2018	2,730	↓
Quarter ending December 2018	2,602	↓
Variance since December 2017	(19.9%)	↓



ACTIVITY



Month	Adjusted Scheduled Activity (UDA)	
	2018	2019
April	326	420
May	1,086	913
June	1,840	1,351
July	2,871	1,892
August	3,632	2,332
September	4,410	2,803
October	5,052	3,410
November	5,704	3,924
December	6,239	4,506
January	6,695	
February	7,368	
March	7,909	
April	8,115	
May	8,115	
June	8,115	

QUALITY

	Quantity	Base Number	Contract	AT	Region	England
% of FP17s for the same patient ID Re-attending within 3 months - Children	53	487	10.9%	11.4%	12.3%	11.8%
% of FP17s for the same patient ID Re-attending within 3 months - Adults	173	1,167	14.8%	16.6%	15.8%	15.6%
% of FP17s for the same patient ID Re-attending between 3 & 9 months - Children	168	487	34.5%	54.3%	60.1%	58.8%
% of FP17s for the same patient ID Re-attending between 3 & 9 months - Adults	392	1,167	33.6%	45.0%	53.3%	51.0%
% of FP17s for Band 1 Urgent Courses	191	1,577	12.1%	11.8%	9.0%	9.0%
% of FP17s Relating to Free Repair or Replacements	20	1,577	1.3%	0.9%	1.0%	0.8%
% of FP17s Relating to Continuations	12	1,577	0.8%	1.2%	1.0%	0.9%
% of Patients satisfied with the dentistry they have received	1	2	N/A	91.0%	93.8%	93.2%
% of Patients satisfied with the time they had to wait for an appointment	1	2	N/A	89.4%	89.4%	88.3%

* This is based on patients treated on this contract for their most recent course of treatment. Figures in italics indicate the base number of FP17s or Patient Questionnaire responses are less than 100. N/A is shown where the base number of responses is less than 10 during the period. % is calculated as Quantity/Base number*100

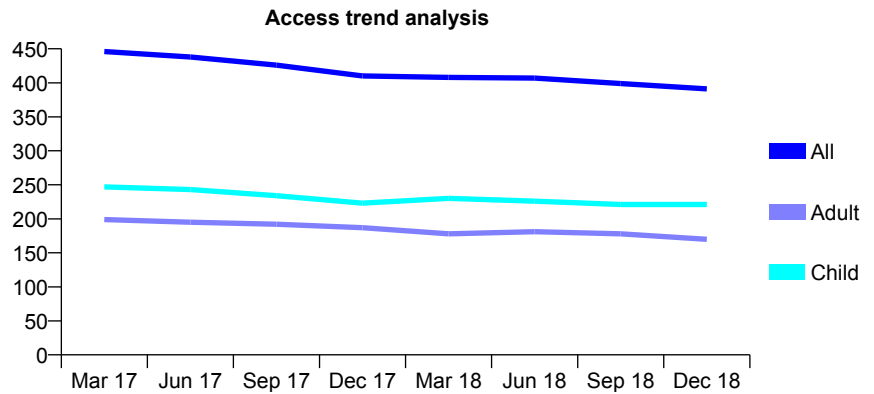
Q48 - Vital Signs At a Glance Contract Report for 325015/0001 - December 2018

Name or company name	MR SA CROSTON
Contract type name	GDS Contract
Purpose of contract	General
Contract start date	01/04/2006
Contract end date	

18/19 Contracted general activity (UDA)	1,200
Carry forward general activity (UDA)	0
18/19 Contracted orthodontic activity (UOA)	0
Carry forward orthodontic activity (UOA)	0
Baseline contract value	£31,262.24

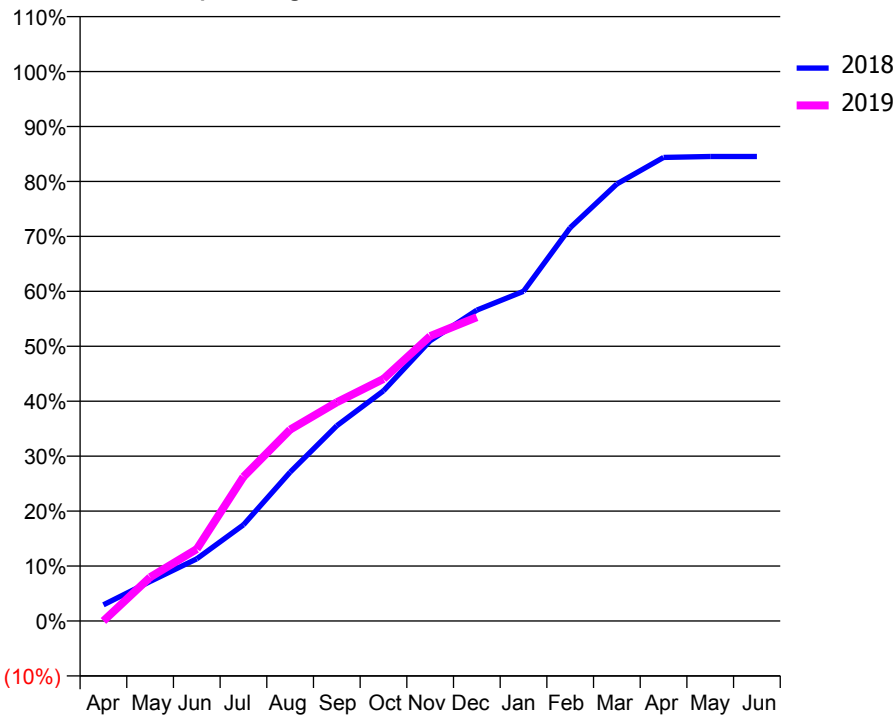
ACCESS*

Patients seen in 24 months	Total	Change since previous quarter
Quarter ending December 2017	410	
Quarter ending March 2018	408	→
Quarter ending June 2018	407	→
Quarter ending September 2018	399	↓
Quarter ending December 2018	391	↓
Variance since December 2017	(4.6%)	↓



ACTIVITY

Cumulative percentage of contracted UDA delivered 2018 & 2019



Month	Adjusted Scheduled Activity (UDA)	
	2018	2019
April	35	0
May	86	96
June	136	157
July	210	315
August	325	418
September	427	478
October	503	529
November	612	622
December	679	663
January	720	
February	859	
March	954	
April	1,012	
May	1,014	
June	1,014	

QUALITY

	Quantity	Base Number	Contract	AT	Region	England
% of FP17s for the same patient ID Re-attending within 3 months - Children	16	263	6.1%	11.4%	12.3%	11.8%
% of FP17s for the same patient ID Re-attending within 3 months - Adults	26	166	15.7%	16.6%	15.8%	15.6%
% of FP17s for the same patient ID Re-attending between 3 & 9 months - Children	185	263	70.3%	54.3%	60.1%	58.8%
% of FP17s for the same patient ID Re-attending between 3 & 9 months - Adults	100	166	60.2%	45.0%	53.3%	51.0%
% of FP17s for Band 1 Urgent Courses	33	395	8.4%	11.8%	9.0%	9.0%
% of FP17s Relating to Free Repair or Replacements	0	395	0.0%	0.9%	1.0%	0.8%
% of FP17s Relating to Continuations	8	395	2.0%	1.2%	1.0%	0.9%
% of Patients satisfied with the dentistry they have received	0	0	N/A	91.0%	93.8%	93.2%
% of Patients satisfied with the time they had to wait for an appointment	0	0	N/A	89.4%	89.4%	88.3%

* This is based on patients treated on this contract for their most recent course of treatment. Figures in italics indicate the base number of FP17s or Patient Questionnaire responses are less than 100. N/A is shown where the base number of responses is less than 10 during the period. % is calculated as Quantity/Base number*100

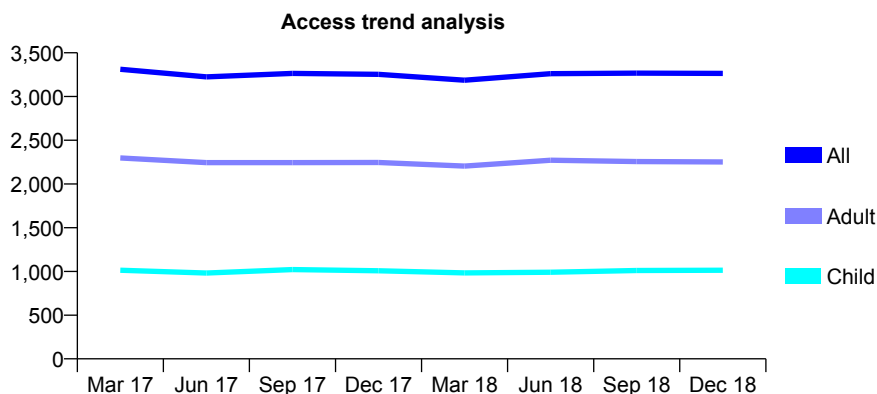
Q48 - Vital Signs At a Glance Contract Report for 325112/0001 - December 2018

Name or company name	MR DJ TILDSLEY
Contract type name	GDS Contract
Purpose of contract	General
Contract start date	01/04/2006
Contract end date	

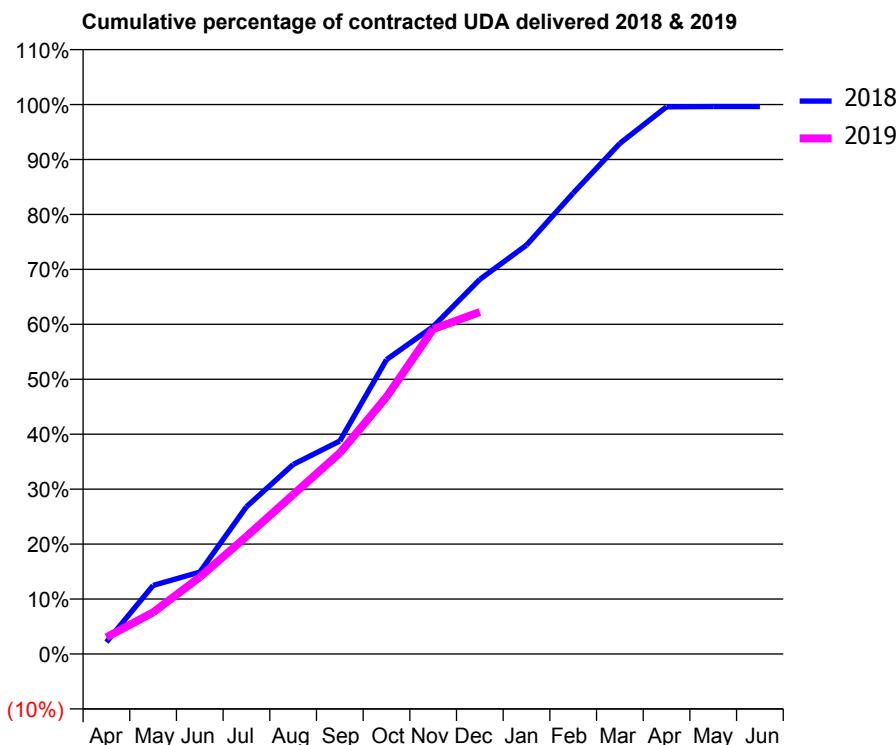
18/19 Contracted general activity (UDA)	10,904
Carry forward general activity (UDA)	41
18/19 Contracted orthodontic activity (UOA)	0
Carry forward orthodontic activity (UOA)	0
Baseline contract value	£347,978.13

ACCESS*

Patients seen in 24 months	Total	Change since previous quarter
Quarter ending December 2017	3,253	
Quarter ending March 2018	3,187	↓
Quarter ending June 2018	3,261	↑
Quarter ending September 2018	3,268	→
Quarter ending December 2018	3,264	→
Variance since December 2017	0.3%	→



ACTIVITY



Month	Adjusted Scheduled Activity (UDA)	
	2018	2019
April	237	331
May	1,361	826
June	1,627	1,524
July	2,923	2,334
August	3,760	3,163
September	4,227	3,989
October	5,842	5,101
November	6,498	6,447
December	7,434	6,785
January	8,113	
February	9,145	
March	10,133	
April	10,857	
May	10,864	
June	10,863	

QUALITY

	Quantity	Base Number	Contract	AT	Region	England
% of FP17s for the same patient ID Re-attending within 3 months - Children	369	1,359	27.2%	11.4%	12.3%	11.8%
% of FP17s for the same patient ID Re-attending within 3 months - Adults	387	1,774	21.8%	16.6%	15.8%	15.6%
% of FP17s for the same patient ID Re-attending between 3 & 9 months - Children	579	1,359	42.6%	54.3%	60.1%	58.8%
% of FP17s for the same patient ID Re-attending between 3 & 9 months - Adults	547	1,774	30.8%	45.0%	53.3%	51.0%
% of FP17s for Band 1 Urgent Courses	340	2,854	11.9%	11.8%	9.0%	9.0%
% of FP17s Relating to Free Repair or Replacements	32	2,854	1.1%	0.9%	1.0%	0.8%
% of FP17s Relating to Continuations	11	2,854	0.4%	1.2%	1.0%	0.9%
% of Patients satisfied with the dentistry they have received	3	3	N/A	91.0%	93.8%	93.2%
% of Patients satisfied with the time they had to wait for an appointment	2	3	N/A	89.4%	89.4%	88.3%

* This is based on patients treated on this contract for their most recent course of treatment. Figures in italics indicate the base number of FP17s or Patient Questionnaire responses are less than 100. N/A is shown where the base number of responses is less than 10 during the period. % is calculated as Quantity/Base number*100

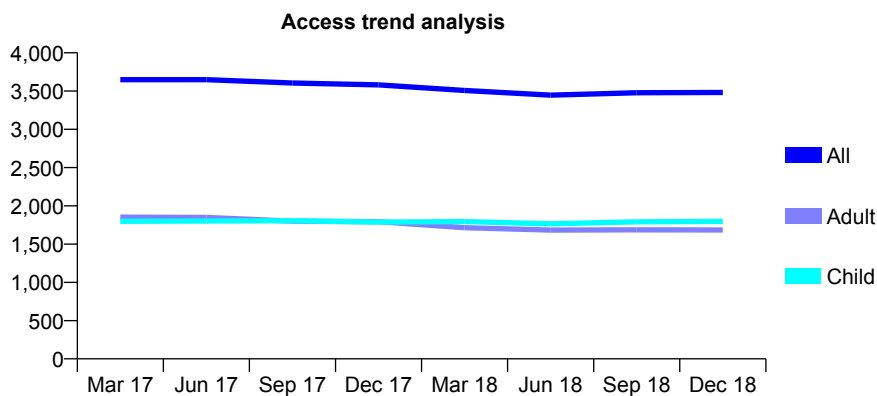
Q48 - Vital Signs At a Glance Contract Report for 328847/0001 - December 2018

Name or company name	MR PA DOYLE
Contract type name	GDS Contract
Purpose of contract	General
Contract start date	01/04/2006
Contract end date	

18/19 Contracted general activity (UDA)	12,787
Carry forward general activity (UDA)	0
18/19 Contracted orthodontic activity (UOA)	0
Carry forward orthodontic activity (UOA)	0
Baseline contract value	£372,093.42

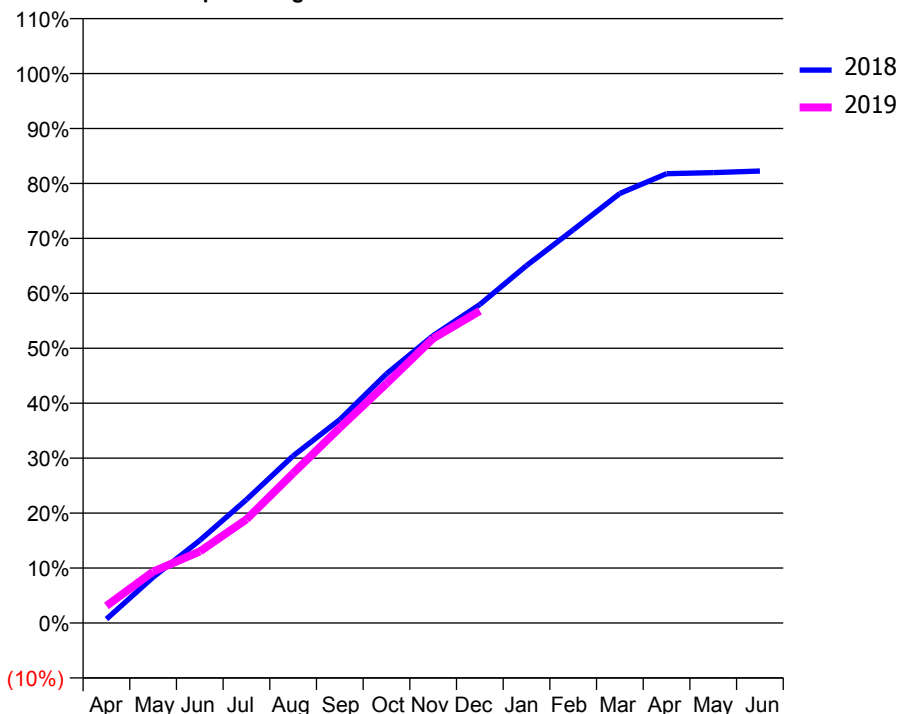
ACCESS*

Patients seen in 24 months	Total	Change since previous quarter
Quarter ending December 2017	3,580	
Quarter ending March 2018	3,508	↓
Quarter ending June 2018	3,447	↓
Quarter ending September 2018	3,478	→
Quarter ending December 2018	3,481	→
Variance since December 2017	(2.8%)	↓



ACTIVITY

Cumulative percentage of contracted UDA delivered 2018 & 2019



Adjusted Scheduled Activity (UDA)		
Month	2018	2019
April	91	398
May	1,065	1,195
June	1,921	1,664
July	2,872	2,413
August	3,890	3,486
September	4,733	4,544
October	5,798	5,573
November	6,688	6,624
December	7,410	7,262
January	8,318	
February	9,148	
March	9,997	
April	10,454	
May	10,480	
June	10,517	

QUALITY

	Quantity	Base Number	Contract	AT	Region	England
% of FP17s for the same patient ID Re-attending within 3 months - Children	113	1,605	7.0%	11.4%	12.3%	11.8%
% of FP17s for the same patient ID Re-attending within 3 months - Adults	268	1,374	19.5%	16.6%	15.8%	15.6%
% of FP17s for the same patient ID Re-attending between 3 & 9 months - Children	730	1,605	45.5%	54.3%	60.1%	58.8%
% of FP17s for the same patient ID Re-attending between 3 & 9 months - Adults	516	1,374	37.6%	45.0%	53.3%	51.0%
% of FP17s for Band 1 Urgent Courses	294	2,794	10.5%	11.8%	9.0%	9.0%
% of FP17s Relating to Free Repair or Replacements	1	2,794	0.0%	0.9%	1.0%	0.8%
% of FP17s Relating to Continuations	14	2,794	0.5%	1.2%	1.0%	0.9%
% of Patients satisfied with the dentistry they have received	1	1	N/A	91.0%	93.8%	93.2%
% of Patients satisfied with the time they had to wait for an appointment	1	1	N/A	89.4%	89.4%	88.3%

* This is based on patients treated on this contract for their most recent course of treatment. Figures in italics indicate the base number of FP17s or Patient Questionnaire responses are less than 100. N/A is shown where the base number of responses is less than 10 during the period. % is calculated as Quantity/Base number*100

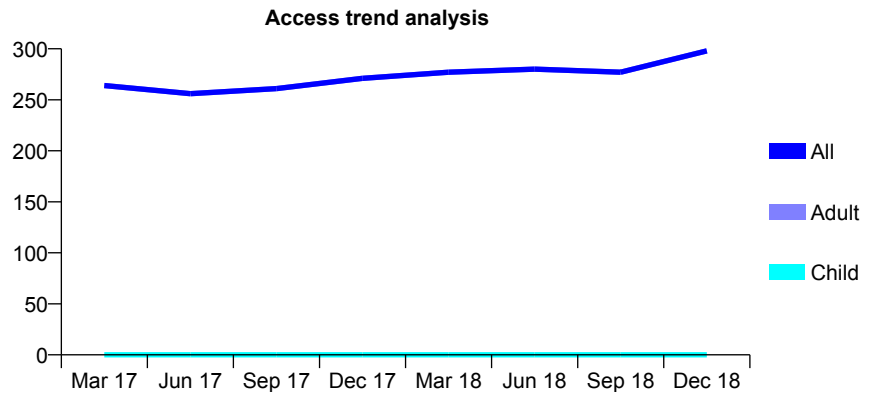
Q48 - Vital Signs At a Glance Contract Report for 351628/0004 - December 2018

Name or company name	MR TC DALEY
Contract type name	GDS Contract
Purpose of contract	General
Contract start date	02/03/2012
Contract end date	31/12/2018

18/19 Contracted general activity (UDA)	636
Carry forward general activity (UDA)	0
18/19 Contracted orthodontic activity (UOA)	0
Carry forward orthodontic activity (UOA)	0
Baseline contract value	£20,801.57

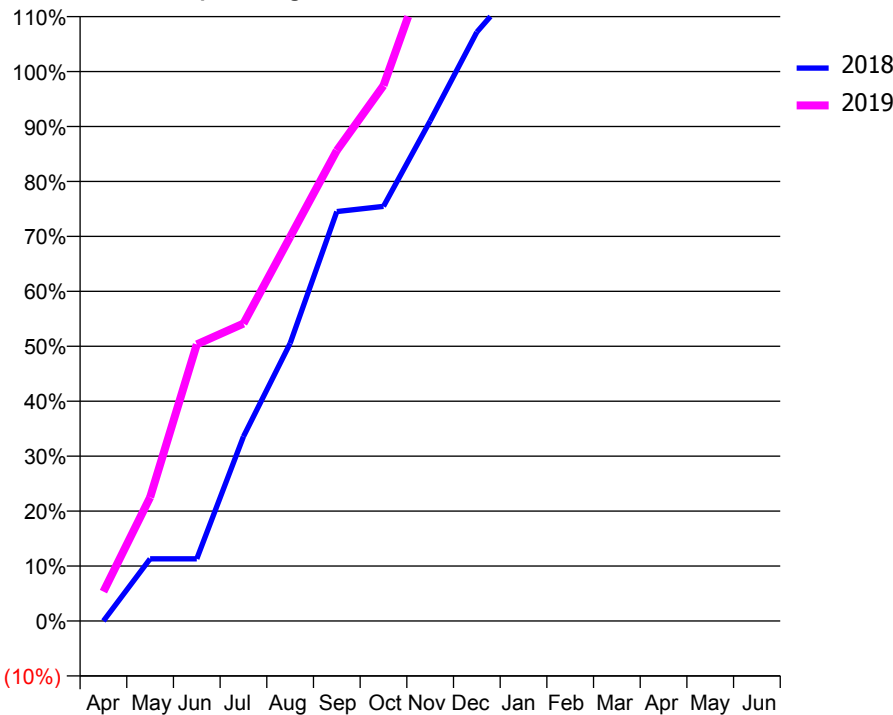
ACCESS*

Patients seen in 24 months	Total	Change since previous quarter
Quarter ending December 2017	271	
Quarter ending March 2018	277	↑
Quarter ending June 2018	280	→
Quarter ending September 2018	277	↓
Quarter ending December 2018	298	↑
Variance since December 2017	10.0%	↑



ACTIVITY

Cumulative percentage of contracted UDA delivered 2018 & 2019



Month	Adjusted Scheduled Activity (UDA)	
	2018	2019
April	0	34
May	96	143
June	96	320
July	285	344
August	429	445
September	632	545
October	640	620
November	772	771
December	909	845
January	991	
February	1,055	
March	1,067	
April	1,069	
May	1,070	
June	1,070	

QUALITY

	Quantity	Base Number	Contract	AT	Region	England
% of FP17s for the same patient ID Re-attending within 3 months - Children	0	0	N/A	11.4%	12.3%	11.8%
% of FP17s for the same patient ID Re-attending within 3 months - Adults	7	166	4.2%	16.6%	15.8%	15.6%
% of FP17s for the same patient ID Re-attending between 3 & 9 months - Children	0	0	N/A	54.3%	60.1%	58.8%
% of FP17s for the same patient ID Re-attending between 3 & 9 months - Adults	16	166	9.6%	45.0%	53.3%	51.0%
% of FP17s for Band 1 Urgent Courses	5	163	3.1%	11.8%	9.0%	9.0%
% of FP17s Relating to Free Repair or Replacements	0	163	0.0%	0.9%	1.0%	0.8%
% of FP17s Relating to Continuations	0	163	0.0%	1.2%	1.0%	0.9%
% of Patients satisfied with the dentistry they have received	0	0	N/A	91.0%	93.8%	93.2%
% of Patients satisfied with the time they had to wait for an appointment	0	0	N/A	89.4%	89.4%	88.3%

* This is based on patients treated on this contract for their most recent course of treatment. Figures in italics indicate the base number of FP17s or Patient Questionnaire responses are less than 100. N/A is shown where the base number of responses is less than 10 during the period. % is calculated as Quantity/Base number*100

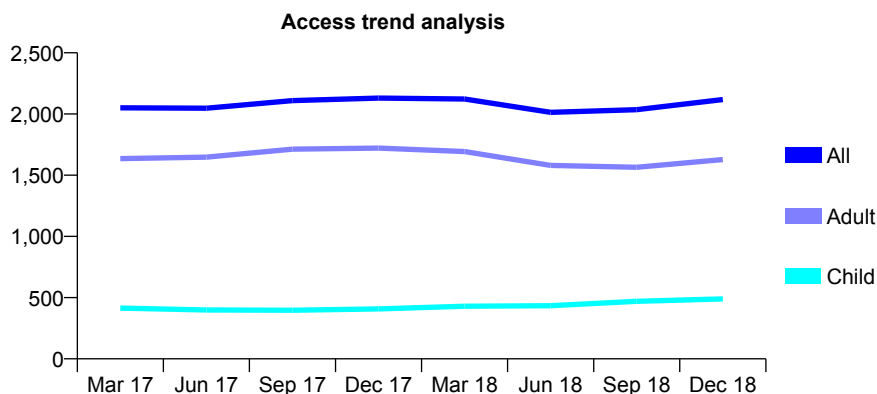
Q48 - Vital Signs At a Glance Contract Report for 357936/0001 - December 2018

Name or company name	MR SR LAKSHMIAH
Contract type name	GDS Contract
Purpose of contract	General
Contract start date	01/04/2006
Contract end date	

18/19 Contracted general activity (UDA)	9,108
Carry forward general activity (UDA)	0
18/19 Contracted orthodontic activity (UOA)	0
Carry forward orthodontic activity (UOA)	0
Baseline contract value	£238,943.57

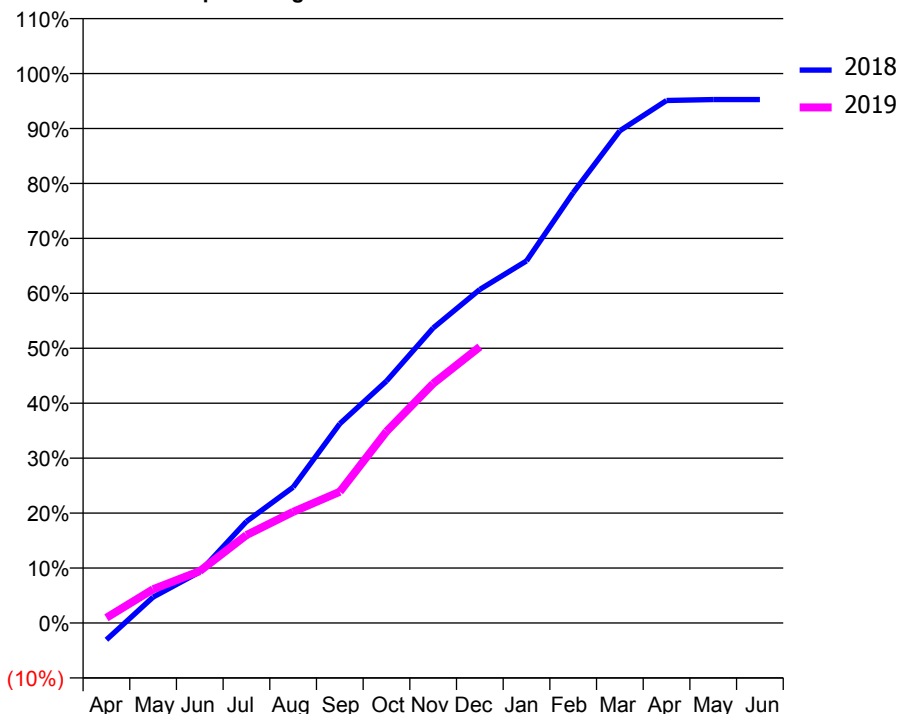
ACCESS*

Patients seen in 24 months	Total	Change since previous quarter
Quarter ending December 2017	2,130	
Quarter ending March 2018	2,123	→
Quarter ending June 2018	2,014	↓
Quarter ending September 2018	2,035	→
Quarter ending December 2018	2,118	↑
Variance since December 2017	(0.6%)	→



ACTIVITY

Cumulative percentage of contracted UDA delivered 2018 & 2019



Month	Adjusted Scheduled Activity (UDA)	
	2018	2019
April	-265	87
May	407	561
June	800	860
July	1,591	1,458
August	2,127	1,842
September	3,122	2,177
October	3,790	3,174
November	4,621	3,969
December	5,224	4,580
January	5,671	
February	6,740	
March	7,708	
April	8,183	
May	8,198	
June	8,198	

QUALITY

	Quantity	Base Number	Contract	AT	Region	England
% of FP17s for the same patient ID Re-attending within 3 months - Children	29	472	6.1%	11.4%	12.3%	11.8%
% of FP17s for the same patient ID Re-attending within 3 months - Adults	153	1,263	12.1%	16.6%	15.8%	15.6%
% of FP17s for the same patient ID Re-attending between 3 & 9 months - Children	144	472	30.5%	54.3%	60.1%	58.8%
% of FP17s for the same patient ID Re-attending between 3 & 9 months - Adults	318	1,263	25.2%	45.0%	53.3%	51.0%
% of FP17s for Band 1 Urgent Courses	223	1,599	13.9%	11.8%	9.0%	9.0%
% of FP17s Relating to Free Repair or Replacements	0	1,599	0.0%	0.9%	1.0%	0.8%
% of FP17s Relating to Continuations	1	1,599	0.1%	1.2%	1.0%	0.9%
% of Patients satisfied with the dentistry they have received	1	1	N/A	91.0%	93.8%	93.2%
% of Patients satisfied with the time they had to wait for an appointment	1	1	N/A	89.4%	89.4%	88.3%

* This is based on patients treated on this contract for their most recent course of treatment. Figures in italics indicate the base number of FP17s or Patient Questionnaire responses are less than 100. N/A is shown where the base number of responses is less than 10 during the period. % is calculated as Quantity/Base number*100

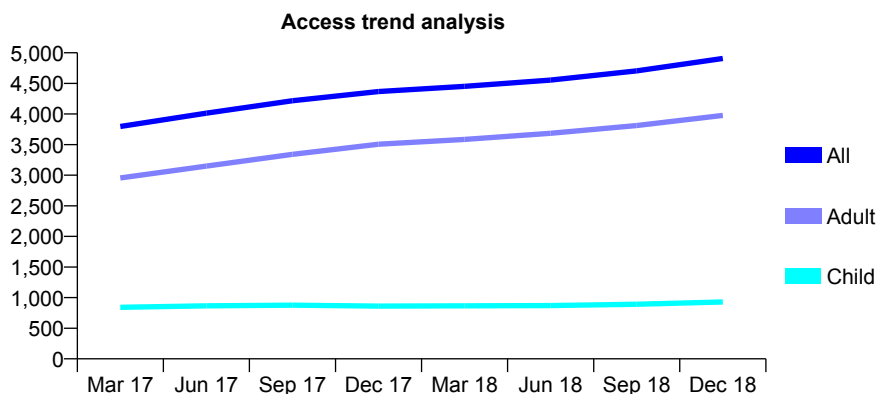
Q48 - Vital Signs At a Glance Contract Report for 358754/0001 - December 2018

Name or company name	Devaki Divakar
Contract type name	GDS Contract
Purpose of contract	General
Contract start date	01/01/2008
Contract end date	

18/19 Contracted general activity (UDA)	11,926
Carry forward general activity (UDA)	0
18/19 Contracted orthodontic activity (UOA)	0
Carry forward orthodontic activity (UOA)	0
Baseline contract value	£424,629.74

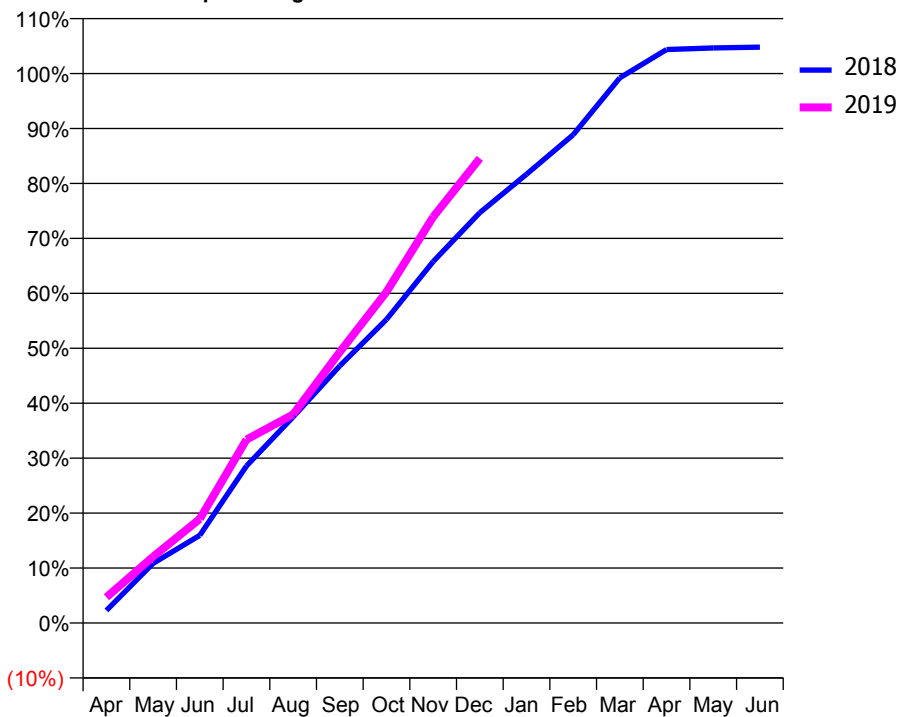
ACCESS*

Patients seen in 24 months	Total	Change since previous quarter
Quarter ending December 2017	4,368	
Quarter ending March 2018	4,451	→
Quarter ending June 2018	4,555	↑
Quarter ending September 2018	4,704	↑
Quarter ending December 2018	4,907	↑
Variance since December 2017	12.3%	↑



ACTIVITY

Cumulative percentage of contracted UDA delivered 2018 & 2019



Month	Adjusted Scheduled Activity (UDA)	
	2018	2019
April	272	560
May	1,296	1,440
June	1,903	2,258
July	3,408	3,980
August	4,474	4,528
September	5,582	5,883
October	6,588	7,188
November	7,844	8,815
December	8,906	10,085
January	9,740	
February	10,598	
March	11,832	
April	12,445	
May	12,481	
June	12,499	

QUALITY

	Quantity	Base Number	Contract	AT	Region	England
% of FP17s for the same patient ID Re-attending within 3 months - Children	97	911	10.6%	11.4%	12.3%	11.8%
% of FP17s for the same patient ID Re-attending within 3 months - Adults	589	3,577	16.5%	16.6%	15.8%	15.6%
% of FP17s for the same patient ID Re-attending between 3 & 9 months - Children	318	911	34.9%	54.3%	60.1%	58.8%
% of FP17s for the same patient ID Re-attending between 3 & 9 months - Adults	792	3,577	22.1%	45.0%	53.3%	51.0%
% of FP17s for Band 1 Urgent Courses	1,930	4,227	45.7%	11.8%	9.0%	9.0%
% of FP17s Relating to Free Repair or Replacements	58	4,227	1.4%	0.9%	1.0%	0.8%
% of FP17s Relating to Continuations	7	4,227	0.2%	1.2%	1.0%	0.9%
% of Patients satisfied with the dentistry they have received	2	2	N/A	91.0%	93.8%	93.2%
% of Patients satisfied with the time they had to wait for an appointment	1	2	N/A	89.4%	89.4%	88.3%

* This is based on patients treated on this contract for their most recent course of treatment. Figures in italics indicate the base number of FP17s or Patient Questionnaire responses are less than 100. N/A is shown where the base number of responses is less than 10 during the period. % is calculated as Quantity/Base number*100

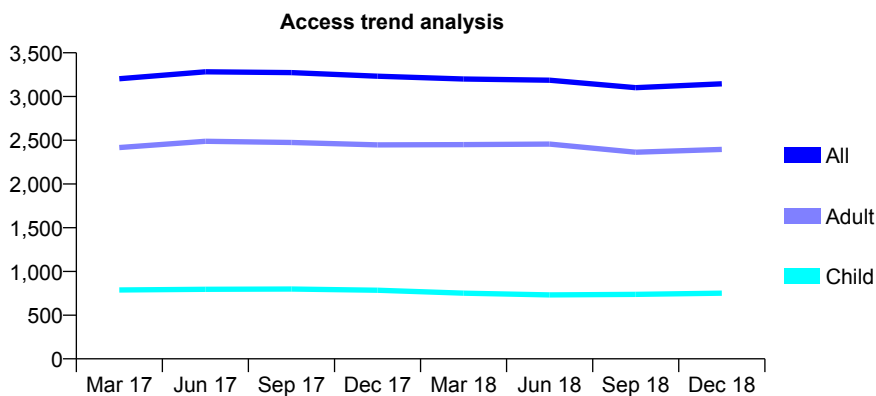
Q48 - Vital Signs At a Glance Contract Report for 383732/0001 - December 2018

Name or company name	McLaughlin Bracken
Contract type name	GDS Contract
Purpose of contract	General
Contract start date	01/04/2006
Contract end date	

18/19 Contracted general activity (UDA)	11,178
Carry forward general activity (UDA)	0
18/19 Contracted orthodontic activity (UOA)	0
Carry forward orthodontic activity (UOA)	0
Baseline contract value	£293,248.68

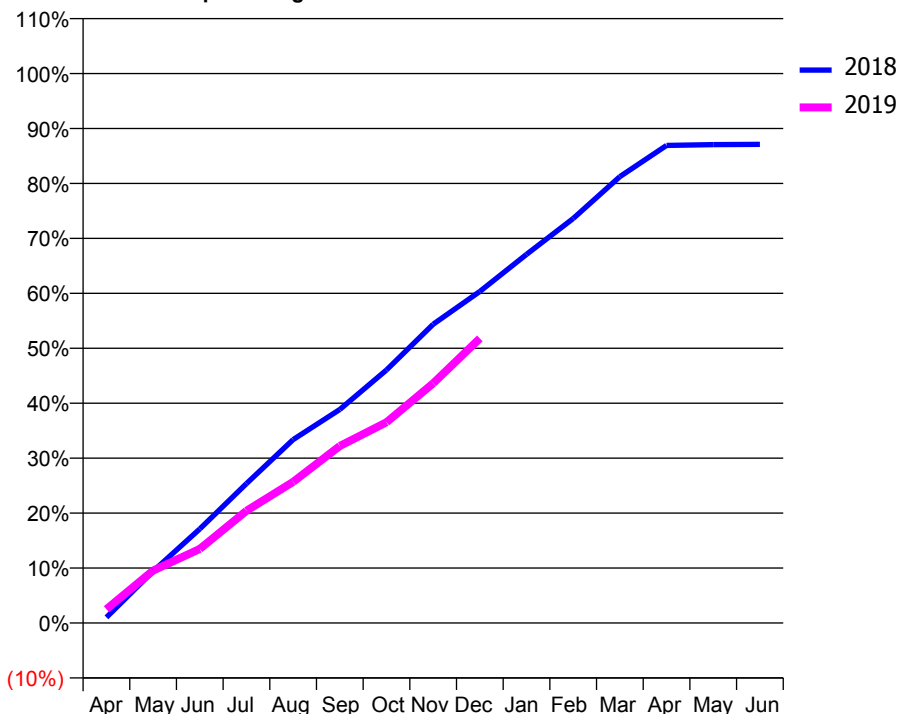
ACCESS*

Patients seen in 24 months	Total	Change since previous quarter
Quarter ending December 2017	3,232	
Quarter ending March 2018	3,201	→
Quarter ending June 2018	3,187	→
Quarter ending September 2018	3,101	↓
Quarter ending December 2018	3,146	→
Variance since December 2017	(2.7%)	↓



ACTIVITY

Cumulative percentage of contracted UDA delivered 2018 & 2019



Month	2018	2019
April	115	281
May	1,055	1,068
June	1,915	1,506
July	2,836	2,283
August	3,731	2,871
September	4,345	3,600
October	5,148	4,085
November	6,078	4,876
December	6,746	5,789
January	7,498	
February	8,228	
March	9,080	
April	9,714	
May	9,732	
June	9,737	

QUALITY

	Quantity	Base Number	Contract	AT	Region	England
% of FP17s for the same patient ID Re-attending within 3 months - Children	40	566	7.1%	11.4%	12.3%	11.8%
% of FP17s for the same patient ID Re-attending within 3 months - Adults	250	1,858	13.5%	16.6%	15.8%	15.6%
% of FP17s for the same patient ID Re-attending between 3 & 9 months - Children	147	566	26.0%	54.3%	60.1%	58.8%
% of FP17s for the same patient ID Re-attending between 3 & 9 months - Adults	524	1,858	28.2%	45.0%	53.3%	51.0%
% of FP17s for Band 1 Urgent Courses	322	2,177	14.8%	11.8%	9.0%	9.0%
% of FP17s Relating to Free Repair or Replacements	21	2,177	1.0%	0.9%	1.0%	0.8%
% of FP17s Relating to Continuations	13	2,177	0.6%	1.2%	1.0%	0.9%
% of Patients satisfied with the dentistry they have received	2	2	N/A	91.0%	93.8%	93.2%
% of Patients satisfied with the time they had to wait for an appointment	2	2	N/A	89.4%	89.4%	88.3%

* This is based on patients treated on this contract for their most recent course of treatment. Figures in italics indicate the base number of FP17s or Patient Questionnaire responses are less than 100. N/A is shown where the base number of responses is less than 10 during the period. % is calculated as Quantity/Base number*100

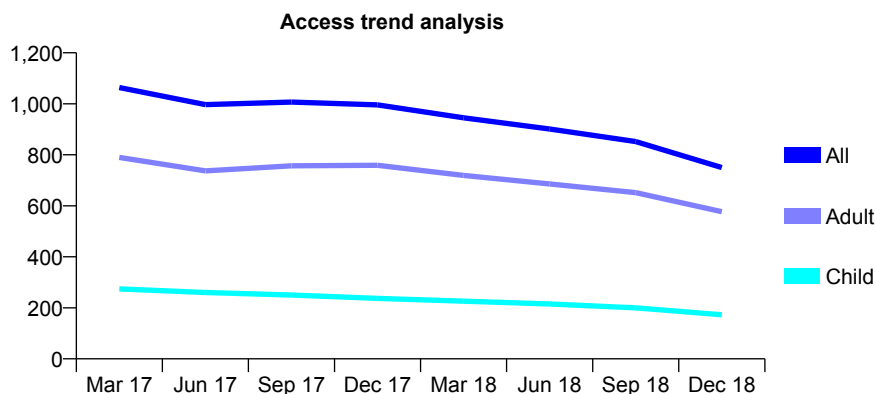
Q48 - Vital Signs At a Glance Contract Report for 383732/0003 - December 2018

Name or company name	McLaughlin Bracken
Contract type name	GDS Contract
Purpose of contract	General
Contract start date	01/04/2006
Contract end date	

18/19 Contracted general activity (UDA)	2,380
Carry forward general activity (UDA)	0
18/19 Contracted orthodontic activity (UOA)	0
Carry forward orthodontic activity (UOA)	0
Baseline contract value	£52,873.18

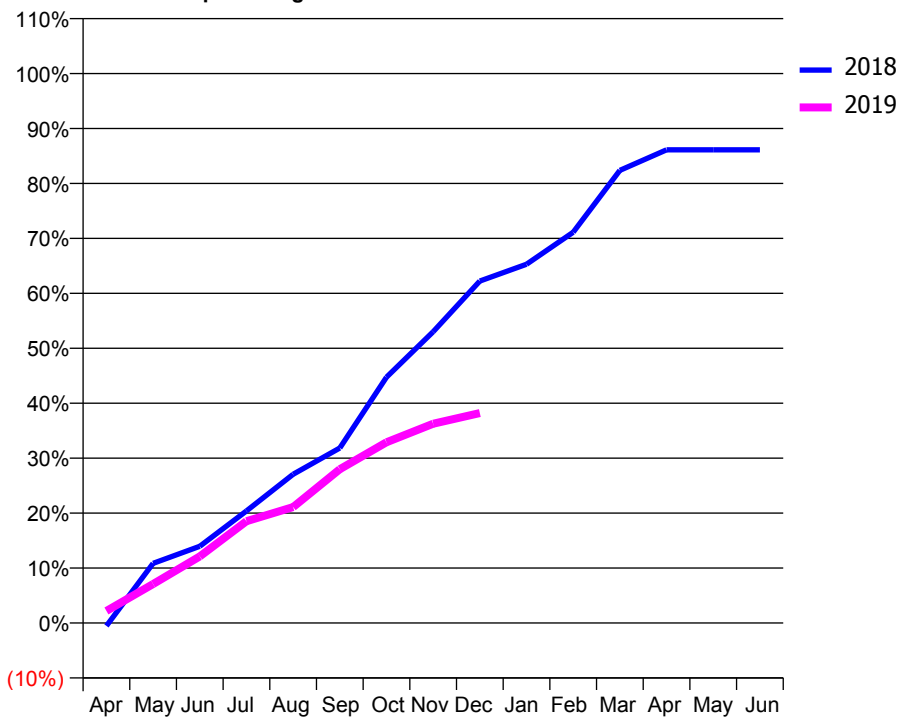
ACCESS*

Patients seen in 24 months	Total	Change since previous quarter
Quarter ending December 2017	996	
Quarter ending March 2018	945	↓
Quarter ending June 2018	901	↓
Quarter ending September 2018	852	↓
Quarter ending December 2018	750	↓
Variance since December 2017	(24.7%)	↓



ACTIVITY

Cumulative percentage of contracted UDA delivered 2018 & 2019



Adjusted Scheduled Activity (UDA)		
Month	2018	2019
April	-13	52
May	259	169
June	332	288
July	485	441
August	644	502
September	758	666
October	1,065	783
November	1,261	863
December	1,481	910
January	1,554	
February	1,692	
March	1,960	
April	2,049	
May	2,049	
June	2,049	

QUALITY

	Quantity	Base Number	Contract	AT	Region	England
% of FP17s for the same patient ID Re-attending within 3 months - Children	2	117	1.7%	11.4%	12.3%	11.8%
% of FP17s for the same patient ID Re-attending within 3 months - Adults	11	356	3.1%	16.6%	15.8%	15.6%
% of FP17s for the same patient ID Re-attending between 3 & 9 months - Children	12	117	10.3%	54.3%	60.1%	58.8%
% of FP17s for the same patient ID Re-attending between 3 & 9 months - Adults	24	356	6.7%	45.0%	53.3%	51.0%
% of FP17s for Band 1 Urgent Courses	58	431	13.5%	11.8%	9.0%	9.0%
% of FP17s Relating to Free Repair or Replacements	2	431	0.5%	0.9%	1.0%	0.8%
% of FP17s Relating to Continuations	4	431	0.9%	1.2%	1.0%	0.9%
% of Patients satisfied with the dentistry they have received	0	0	N/A	91.0%	93.8%	93.2%
% of Patients satisfied with the time they had to wait for an appointment	0	0	N/A	89.4%	89.4%	88.3%

* This is based on patients treated on this contract for their most recent course of treatment. Figures in italics indicate the base number of FP17s or Patient Questionnaire responses are less than 100. N/A is shown where the base number of responses is less than 10 during the period. % is calculated as Quantity/Base number*100

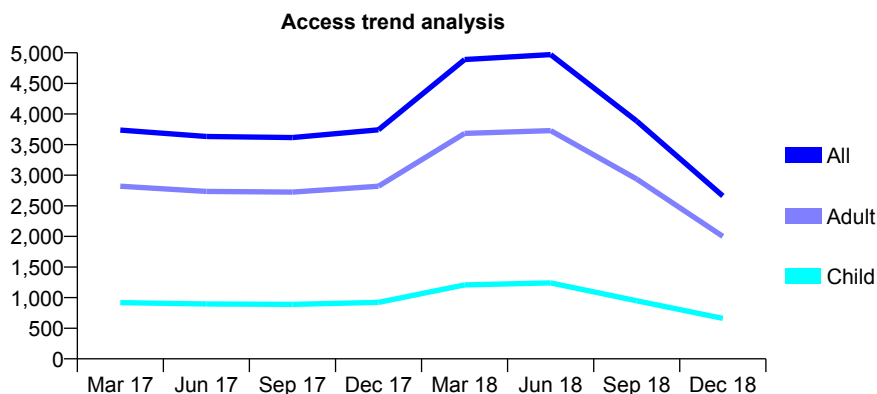
Q48 - Vital Signs At a Glance Contract Report for 396109/0001 - December 2018

Name or company name	Mr S Garton & Mr J Ajibade
Contract type name	GDS Contract
Purpose of contract	General
Contract start date	24/11/2008
Contract end date	31/07/2018

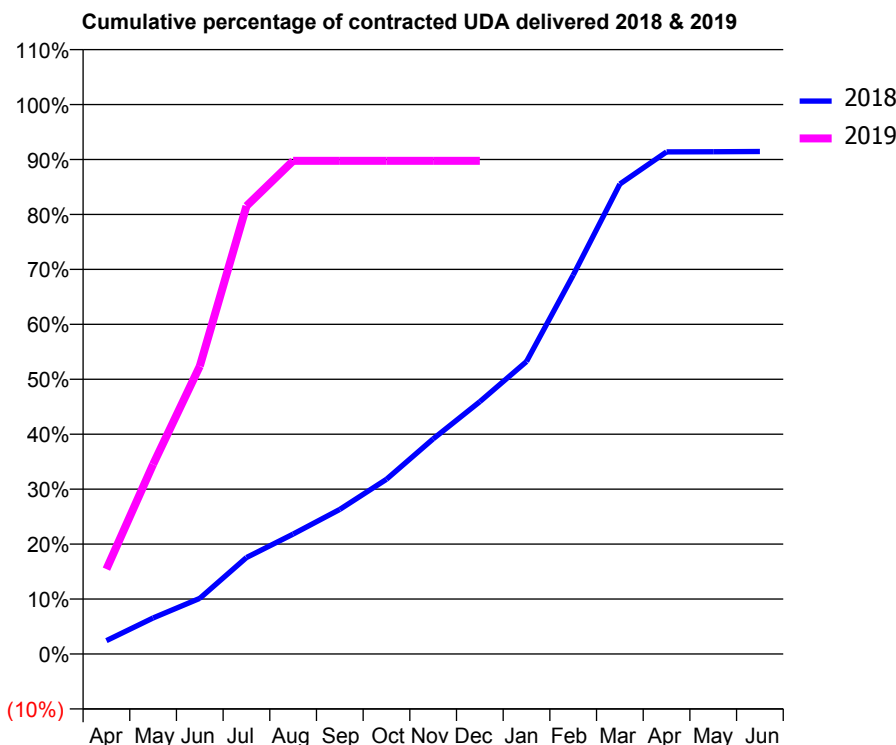
18/19 Contracted general activity (UDA)	5,416
Carry forward general activity (UDA)	0
18/19 Contracted orthodontic activity (UOA)	0
Carry forward orthodontic activity (UOA)	0
Baseline contract value	£142,094.53

ACCESS*

Patients seen in 24 months	Total	Change since previous quarter
Quarter ending December 2017	3,742	
Quarter ending March 2018	4,891	↑
Quarter ending June 2018	4,970	→
Quarter ending September 2018	3,885	↓
Quarter ending December 2018	2,662	↓
Variance since December 2017	(28.9%)	↓



ACTIVITY



Month	Adjusted Scheduled Activity (UDA)	
	2018	2019
April	395	836
May	1,068	1,870
June	1,648	2,837
July	2,851	4,416
August	3,545	4,861
September	4,274	4,861
October	5,168	4,861
November	6,364	4,861
December	7,463	4,861
January	8,651	
February	11,206	
March	13,898	
April	14,846	
May	14,850	
June	14,859	

QUALITY

	Quantity	Base Number	Contract	AT	Region	England
% of FP17s for the same patient ID Re-attending within 3 months - Children	30	574	5.2%	11.4%	12.3%	11.8%
% of FP17s for the same patient ID Re-attending within 3 months - Adults	198	1,732	11.4%	16.6%	15.8%	15.6%
% of FP17s for the same patient ID Re-attending between 3 & 9 months - Children	185	574	32.2%	54.3%	60.1%	58.8%
% of FP17s for the same patient ID Re-attending between 3 & 9 months - Adults	556	1,732	32.1%	45.0%	53.3%	51.0%
% of FP17s for Band 1 Urgent Courses	179	1,974	9.1%	11.8%	9.0%	9.0%
% of FP17s Relating to Free Repair or Replacements	11	1,974	0.6%	0.9%	1.0%	0.8%
% of FP17s Relating to Continuations	8	1,974	0.4%	1.2%	1.0%	0.9%
% of Patients satisfied with the dentistry they have received	4	4	N/A	91.0%	93.8%	93.2%
% of Patients satisfied with the time they had to wait for an appointment	4	4	N/A	89.4%	89.4%	88.3%

* This is based on patients treated on this contract for their most recent course of treatment. Figures in italics indicate the base number of FP17s or Patient Questionnaire responses are less than 100. N/A is shown where the base number of responses is less than 10 during the period. % is calculated as Quantity/Base number*100

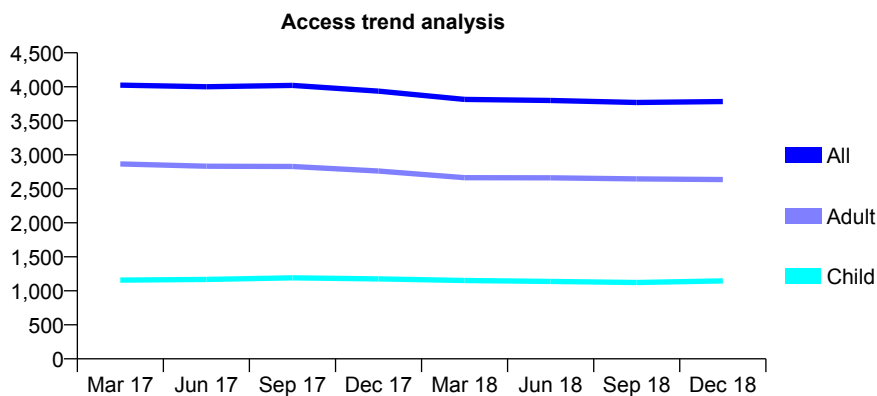
Q48 - Vital Signs At a Glance Contract Report for 568147/0001 - December 2018

Name or company name	Speke Dental Practice
Contract type name	GDS Contract
Purpose of contract	General
Contract start date	01/04/2006
Contract end date	

18/19 Contracted general activity (UDA)	11,616
Carry forward general activity (UDA)	0
18/19 Contracted orthodontic activity (UOA)	0
Carry forward orthodontic activity (UOA)	0
Baseline contract value	£304,739.37

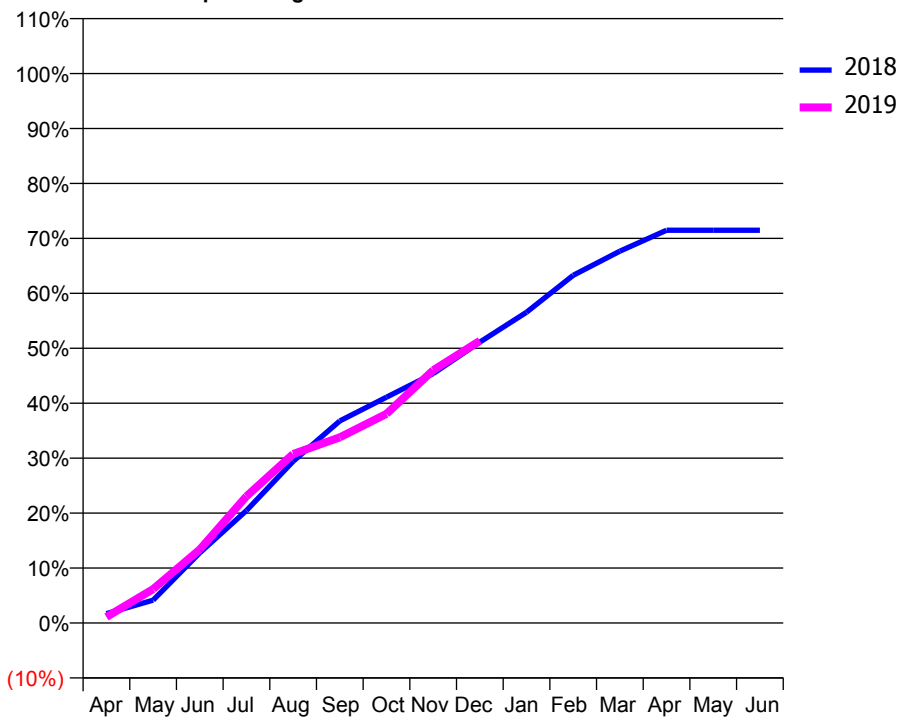
ACCESS*

Patients seen in 24 months	Total	Change since previous quarter
Quarter ending December 2017	3,937	
Quarter ending March 2018	3,815	↓
Quarter ending June 2018	3,799	→
Quarter ending September 2018	3,769	→
Quarter ending December 2018	3,784	→
Variance since December 2017	(3.9%)	↓



ACTIVITY

Cumulative percentage of contracted UDA delivered 2018 & 2019



Month	Adjusted Scheduled Activity (UDA)	
	2018	2019
April	199	128
May	483	717
June	1,485	1,553
July	2,378	2,679
August	3,419	3,574
September	4,271	3,925
October	4,774	4,422
November	5,272	5,342
December	5,939	5,966
January	6,568	
February	7,349	
March	7,860	
April	8,303	
May	8,303	
June	8,303	

QUALITY

	Quantity	Base Number	Contract	AT	Region	England
% of FP17s for the same patient ID Re-attending within 3 months - Children	102	987	10.3%	11.4%	12.3%	11.8%
% of FP17s for the same patient ID Re-attending within 3 months - Adults	428	2,265	18.9%	16.6%	15.8%	15.6%
% of FP17s for the same patient ID Re-attending between 3 & 9 months - Children	299	987	30.3%	54.3%	60.1%	58.8%
% of FP17s for the same patient ID Re-attending between 3 & 9 months - Adults	641	2,265	28.3%	45.0%	53.3%	51.0%
% of FP17s for Band 1 Urgent Courses	618	3,042	20.3%	11.8%	9.0%	9.0%
% of FP17s Relating to Free Repair or Replacements	0	3,042	0.0%	0.9%	1.0%	0.8%
% of FP17s Relating to Continuations	5	3,042	0.2%	1.2%	1.0%	0.9%
% of Patients satisfied with the dentistry they have received	2	2	N/A	91.0%	93.8%	93.2%
% of Patients satisfied with the time they had to wait for an appointment	2	2	N/A	89.4%	89.4%	88.3%

* This is based on patients treated on this contract for their most recent course of treatment. Figures in italics indicate the base number of FP17s or Patient Questionnaire responses are less than 100. N/A is shown where the base number of responses is less than 10 during the period. % is calculated as Quantity/Base number*100

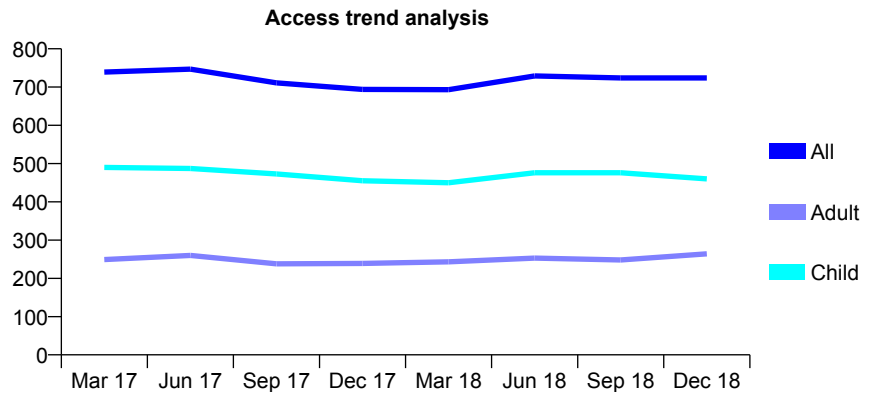
Q48 - Vital Signs At a Glance Contract Report for 573140/0001 - December 2018

Name or company name	MR MJ FORDE
Contract type name	GDS Contract
Purpose of contract	General
Contract start date	01/04/2006
Contract end date	

18/19 Contracted general activity (UDA)	2,000
Carry forward general activity (UDA)	0
18/19 Contracted orthodontic activity (UOA)	0
Carry forward orthodontic activity (UOA)	0
Baseline contract value	£52,468.89

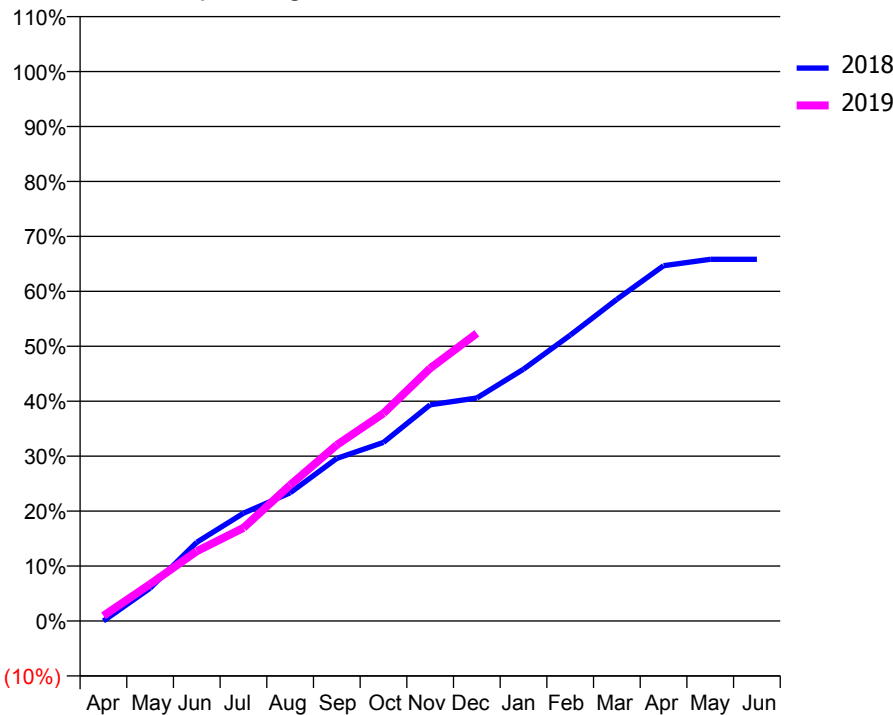
ACCESS*

Patients seen in 24 months	Total	Change since previous quarter
Quarter ending December 2017	694	
Quarter ending March 2018	693	→
Quarter ending June 2018	729	↑
Quarter ending September 2018	724	→
Quarter ending December 2018	724	→
Variance since December 2017	4.3%	↑



ACTIVITY

Cumulative percentage of contracted UDA delivered 2018 & 2019



Month	Adjusted Scheduled Activity (UDA)	
	2018	2019
April	0	19
May	120	134
June	286	254
July	393	339
August	467	495
September	592	641
October	650	756
November	787	920
December	812	1,047
January	916	
February	1,040	
March	1,171	
April	1,293	
May	1,316	
June	1,316	

QUALITY

	Quantity	Base Number	Contract	AT	Region	England
% of FP17s for the same patient ID Re-attending within 3 months - Children	57	455	12.5%	11.4%	12.3%	11.8%
% of FP17s for the same patient ID Re-attending within 3 months - Adults	28	165	17.0%	16.6%	15.8%	15.6%
% of FP17s for the same patient ID Re-attending between 3 & 9 months - Children	142	455	31.2%	54.3%	60.1%	58.8%
% of FP17s for the same patient ID Re-attending between 3 & 9 months - Adults	20	165	12.1%	45.0%	53.3%	51.0%
% of FP17s for Band 1 Urgent Courses	41	542	7.6%	11.8%	9.0%	9.0%
% of FP17s Relating to Free Repair or Replacements	1	542	0.2%	0.9%	1.0%	0.8%
% of FP17s Relating to Continuations	0	542	0.0%	1.2%	1.0%	0.9%
% of Patients satisfied with the dentistry they have received	0	0	N/A	91.0%	93.8%	93.2%
% of Patients satisfied with the time they had to wait for an appointment	0	0	N/A	89.4%	89.4%	88.3%

* This is based on patients treated on this contract for their most recent course of treatment. Figures in italics indicate the base number of FP17s or Patient Questionnaire responses are less than 100. N/A is shown where the base number of responses is less than 10 during the period. % is calculated as Quantity/Base number*100

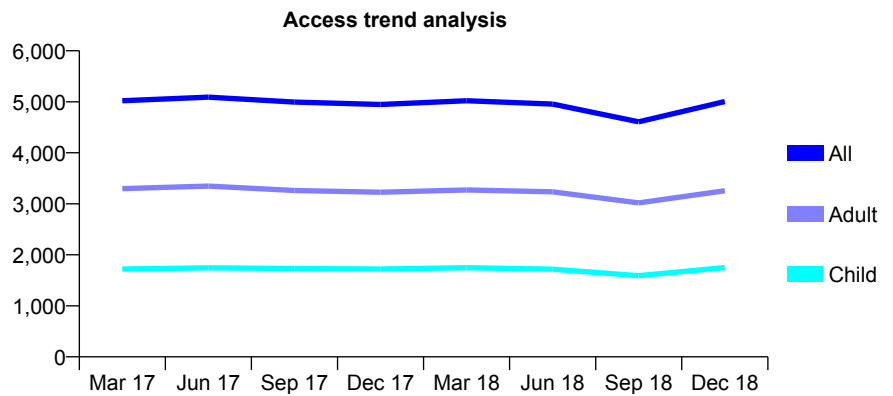
Q48 - Vital Signs At a Glance Contract Report for 576107/0001 - December 2018

Name or company name	MR NP MARRAY
Contract type name	GDS Contract
Purpose of contract	General
Contract start date	01/04/2006
Contract end date	

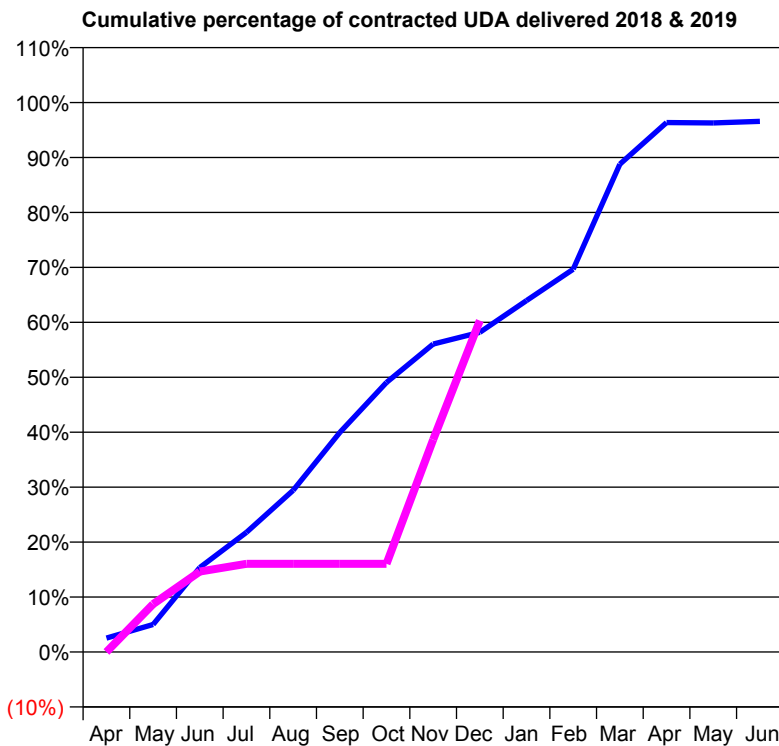
18/19 Contracted general activity (UDA)	13,731
Carry forward general activity (UDA)	0
18/19 Contracted orthodontic activity (UOA)	0
Carry forward orthodontic activity (UOA)	0
Baseline contract value	£360,225.25

ACCESS*

Patients seen in 24 months	Total	Change since previous quarter
Quarter ending December 2017	4,948	
Quarter ending March 2018	5,021	→
Quarter ending June 2018	4,955	↓
Quarter ending September 2018	4,609	↓
Quarter ending December 2018	5,006	↑
Variance since December 2017	1.2%	→



ACTIVITY



Month	Adjusted Scheduled Activity (UDA)	
	2018	2019
April	347	0
May	688	1,198
June	2,112	2,012
July	2,990	2,203
August	4,041	2,203
September	5,487	2,203
October	6,735	2,203
November	7,695	5,306
December	7,989	8,283
January	8,781	
February	9,565	
March	12,190	
April	13,230	
May	13,219	
June	13,258	

QUALITY

	Quantity	Base Number	Contract	AT	Region	England
% of FP17s for the same patient ID Re-attending within 3 months - Children	277	1,769	15.7%	11.4%	12.3%	11.8%
% of FP17s for the same patient ID Re-attending within 3 months - Adults	592	2,892	20.5%	16.6%	15.8%	15.6%
% of FP17s for the same patient ID Re-attending between 3 & 9 months - Children	754	1,769	42.6%	54.3%	60.1%	58.8%
% of FP17s for the same patient ID Re-attending between 3 & 9 months - Adults	1,105	2,892	38.2%	45.0%	53.3%	51.0%
% of FP17s for Band 1 Urgent Courses	687	4,253	16.2%	11.8%	9.0%	9.0%
% of FP17s Relating to Free Repair or Replacements	39	4,253	0.9%	0.9%	1.0%	0.8%
% of FP17s Relating to Continuations	2	4,253	0.0%	1.2%	1.0%	0.9%
% of Patients satisfied with the dentistry they have received	3	4	N/A	91.0%	93.8%	93.2%
% of Patients satisfied with the time they had to wait for an appointment	4	4	N/A	89.4%	89.4%	88.3%

* This is based on patients treated on this contract for their most recent course of treatment. Figures in italics indicate the base number of FP17s or Patient Questionnaire responses are less than 100. N/A is shown where the base number of responses is less than 10 during the period. % is calculated as Quantity/Base number*100

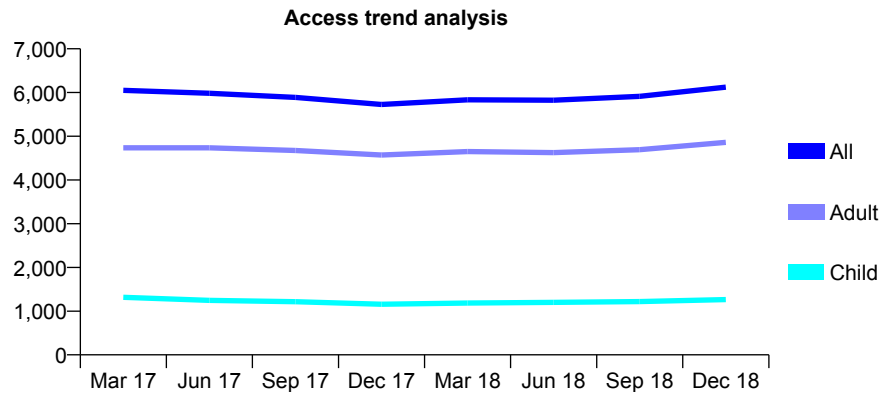
Q48 - Vital Signs At a Glance Contract Report for 577197/0001 - December 2018

Name or company name	MR JN LEA
Contract type name	PDS Contract
Purpose of contract	General
Contract start date	01/04/2006
Contract end date	31/03/2021

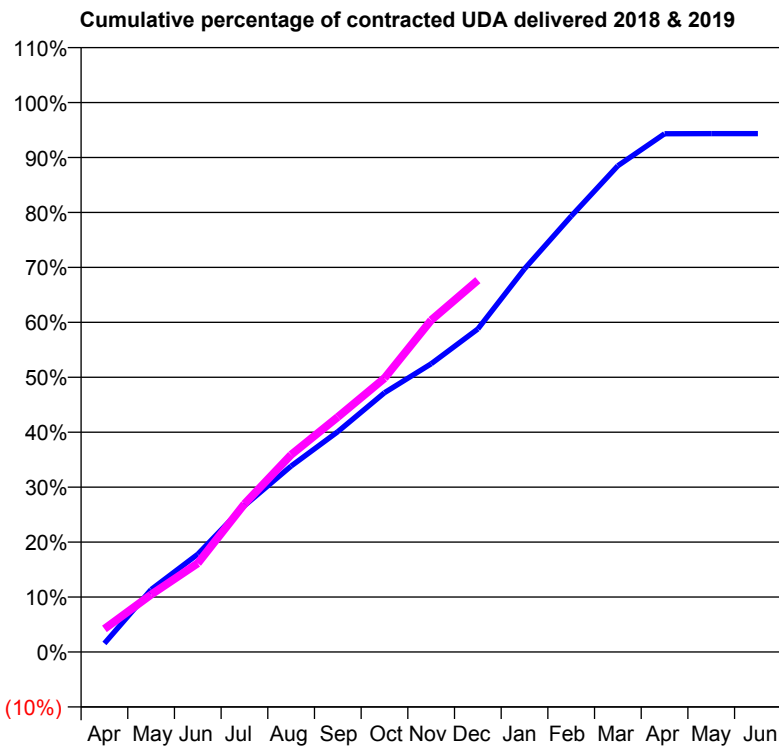
18/19 Contracted general activity (UDA)	18,596
Carry forward general activity (UDA)	0
18/19 Contracted orthodontic activity (UOA)	0
Carry forward orthodontic activity (UOA)	0
Baseline contract value	£640,214.19

ACCESS*

Patients seen in 24 months	Total	Change since previous quarter
Quarter ending December 2017	5,727	
Quarter ending March 2018	5,834	→
Quarter ending June 2018	5,825	→
Quarter ending September 2018	5,912	→
Quarter ending December 2018	6,123	↑
Variance since December 2017	6.9%	↑



ACTIVITY



Month	Adjusted Scheduled Activity (UDA)	
	2018	2019
April	292	783
May	2,113	1,945
June	3,311	3,005
July	4,951	5,011
August	6,292	6,675
September	7,458	7,954
October	8,775	9,265
November	9,755	11,229
December	10,932	12,586
January	12,969	
February	14,752	
March	16,458	
April	17,536	
May	17,542	
June	17,542	

QUALITY

	Quantity	Base Number	Contract	AT	Region	England
% of FP17s for the same patient ID Re-attending within 3 months - Children	122	1,581	7.7%	11.4%	12.3%	11.8%
% of FP17s for the same patient ID Re-attending within 3 months - Adults	1,071	6,130	17.5%	16.6%	15.8%	15.6%
% of FP17s for the same patient ID Re-attending between 3 & 9 months - Children	947	1,581	59.9%	54.3%	60.1%	58.8%
% of FP17s for the same patient ID Re-attending between 3 & 9 months - Adults	3,577	6,130	58.4%	45.0%	53.3%	51.0%
% of FP17s for Band 1 Urgent Courses	370	6,398	5.8%	11.8%	9.0%	9.0%
% of FP17s Relating to Free Repair or Replacements	15	6,398	0.2%	0.9%	1.0%	0.8%
% of FP17s Relating to Continuations	202	6,398	3.2%	1.2%	1.0%	0.9%
% of Patients satisfied with the dentistry they have received	8	8	N/A	91.0%	93.8%	93.2%
% of Patients satisfied with the time they had to wait for an appointment	8	8	N/A	89.4%	89.4%	88.3%

* This is based on patients treated on this contract for their most recent course of treatment. Figures in italics indicate the base number of FP17s or Patient Questionnaire responses are less than 100. N/A is shown where the base number of responses is less than 10 during the period. % is calculated as Quantity/Base number*100

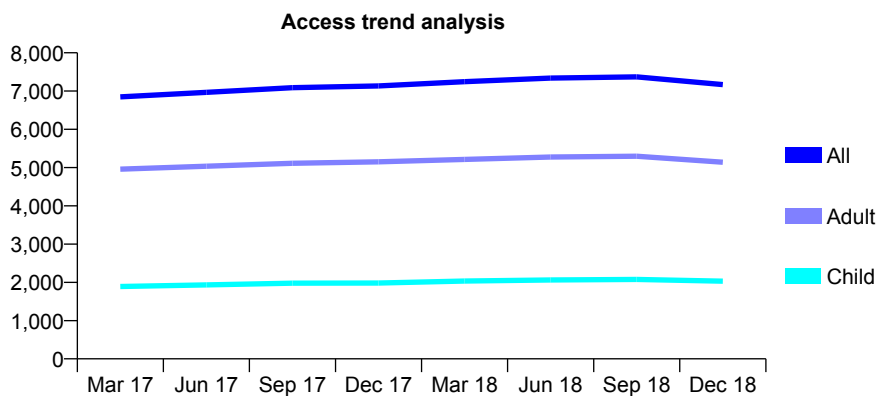
Q48 - Vital Signs At a Glance Contract Report for 635324/0001 - December 2018

Name or company name	Mr P Geoghegan
Contract type name	GDS Contract
Purpose of contract	General and Orthodontic
Contract start date	01/04/2006
Contract end date	

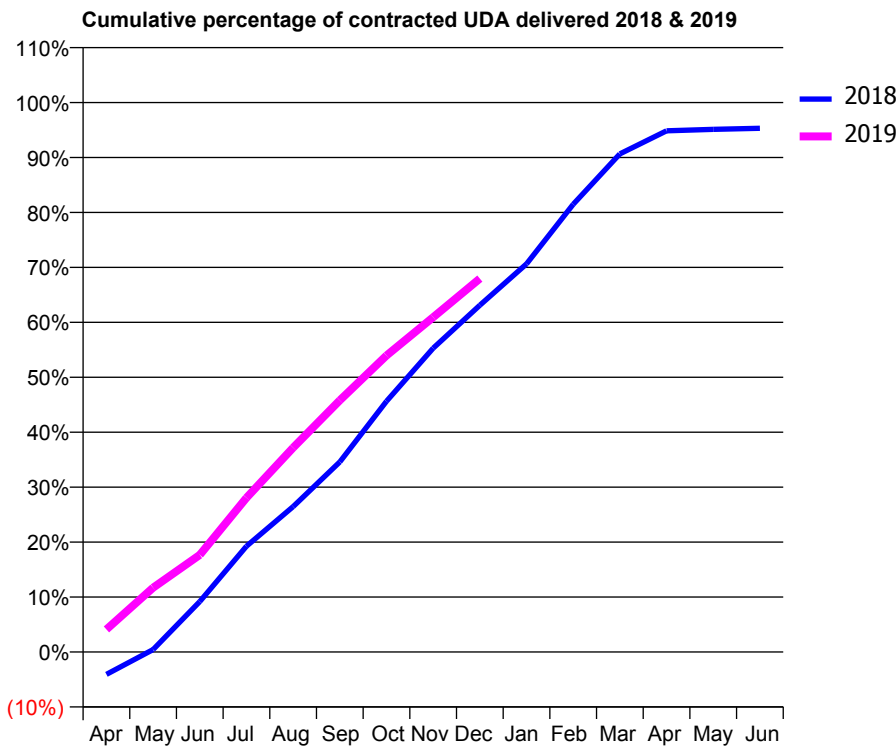
18/19 Contracted general activity (UDA)	22,067
Carry forward general activity (UDA)	0
18/19 Contracted orthodontic activity (UOA)	0
Carry forward orthodontic activity (UOA)	0
Baseline contract value	£575,653.04

ACCESS*

Patients seen in 24 months	Total	Change since previous quarter
Quarter ending December 2017	7,133	
Quarter ending March 2018	7,247	→
Quarter ending June 2018	7,338	→
Quarter ending September 2018	7,372	→
Quarter ending December 2018	7,169	↓
Variance since December 2017	0.5%	→



ACTIVITY



Month	Adjusted Scheduled Activity (UDA)	
	2018	2019
April	-904	909
May	101	2,583
June	2,028	3,902
July	4,249	6,194
August	5,841	8,205
September	7,636	10,110
October	10,072	11,906
November	12,204	13,446
December	13,925	14,997
January	15,585	
February	17,979	
March	20,003	
April	20,931	
May	20,989	
June	21,030	

QUALITY

	Quantity	Base Number	Contract	AT	Region	England
% of FP17s for the same patient ID Re-attending within 3 months - Children	179	1,929	9.3%	11.4%	12.3%	11.8%
% of FP17s for the same patient ID Re-attending within 3 months - Adults	667	4,621	14.4%	16.6%	15.8%	15.6%
% of FP17s for the same patient ID Re-attending between 3 & 9 months - Children	1,000	1,929	51.8%	54.3%	60.1%	58.8%
% of FP17s for the same patient ID Re-attending between 3 & 9 months - Adults	2,211	4,621	47.8%	45.0%	53.3%	51.0%
% of FP17s for Band 1 Urgent Courses	688	6,162	11.2%	11.8%	9.0%	9.0%
% of FP17s Relating to Free Repair or Replacements	46	6,162	0.7%	0.9%	1.0%	0.8%
% of FP17s Relating to Continuations	27	6,162	0.4%	1.2%	1.0%	0.9%
% of Patients satisfied with the dentistry they have received	4	4	N/A	91.0%	93.8%	93.2%
% of Patients satisfied with the time they had to wait for an appointment	4	4	N/A	89.4%	89.4%	88.3%

* This is based on patients treated on this contract for their most recent course of treatment. Figures in italics indicate the base number of FP17s or Patient Questionnaire responses are less than 100. N/A is shown where the base number of responses is less than 10 during the period. % is calculated as Quantity/Base number*100

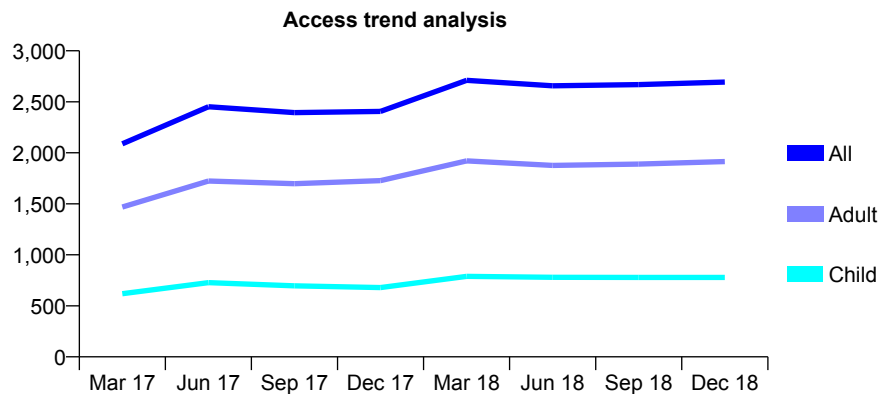
Q48 - Vital Signs At a Glance Contract Report for 635529/0002 - December 2018

Name or company name	Runcorn Dental Practice
Contract type name	GDS Contract
Purpose of contract	General
Contract start date	01/04/2006
Contract end date	

18/19 Contracted general activity (UDA)	6,800
Carry forward general activity (UDA)	240
18/19 Contracted orthodontic activity (UOA)	0
Carry forward orthodontic activity (UOA)	0
Baseline contract value	£256,949.72

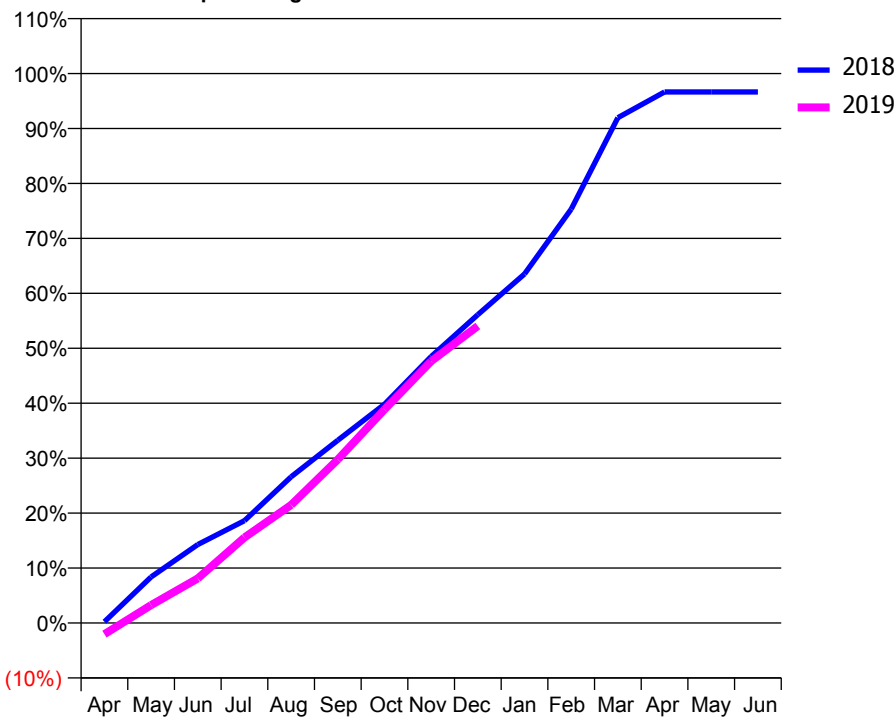
ACCESS*

Patients seen in 24 months	Total	Change since previous quarter
Quarter ending December 2017	2,406	
Quarter ending March 2018	2,710	↑
Quarter ending June 2018	2,657	↓
Quarter ending September 2018	2,668	→
Quarter ending December 2018	2,694	→
Variance since December 2017	12.0%	↑



ACTIVITY

Cumulative percentage of contracted UDA delivered 2018 & 2019



Month	Adjusted Scheduled Activity (UDA)	
	2018	2019
April	16	-140
May	601	223
June	1,024	551
July	1,336	1,059
August	1,909	1,462
September	2,386	2,024
October	2,856	2,642
November	3,480	3,240
December	4,026	3,675
January	4,557	
February	5,403	
March	6,598	
April	6,935	
May	6,935	
June	6,935	

QUALITY

	Quantity	Base Number	Contract	AT	Region	England
% of FP17s for the same patient ID Re-attending within 3 months - Children	57	640	8.9%	11.4%	12.3%	11.8%
% of FP17s for the same patient ID Re-attending within 3 months - Adults	282	1,547	18.2%	16.6%	15.8%	15.6%
% of FP17s for the same patient ID Re-attending between 3 & 9 months - Children	251	640	39.2%	54.3%	60.1%	58.8%
% of FP17s for the same patient ID Re-attending between 3 & 9 months - Adults	496	1,547	32.1%	45.0%	53.3%	51.0%
% of FP17s for Band 1 Urgent Courses	213	2,021	10.5%	11.8%	9.0%	9.0%
% of FP17s Relating to Free Repair or Replacements	1	2,021	0.0%	0.9%	1.0%	0.8%
% of FP17s Relating to Continuations	20	2,021	1.0%	1.2%	1.0%	0.9%
% of Patients satisfied with the dentistry they have received	4	5	N/A	91.0%	93.8%	93.2%
% of Patients satisfied with the time they had to wait for an appointment	4	5	N/A	89.4%	89.4%	88.3%

* This is based on patients treated on this contract for their most recent course of treatment. Figures in italics indicate the base number of FP17s or Patient Questionnaire responses are less than 100. N/A is shown where the base number of responses is less than 10 during the period. % is calculated as Quantity/Base number*100

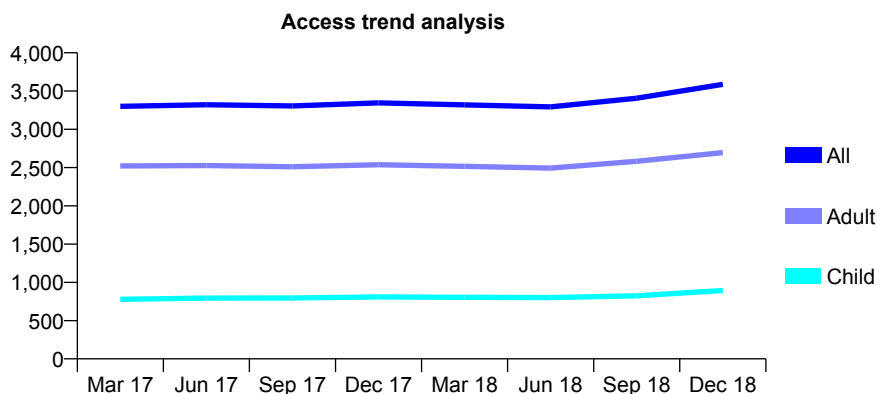
Q48 - Vital Signs At a Glance Contract Report for 644048/0001 - December 2018

Name or company name	MR KL NEO
Contract type name	GDS Contract
Purpose of contract	General
Contract start date	01/04/2006
Contract end date	

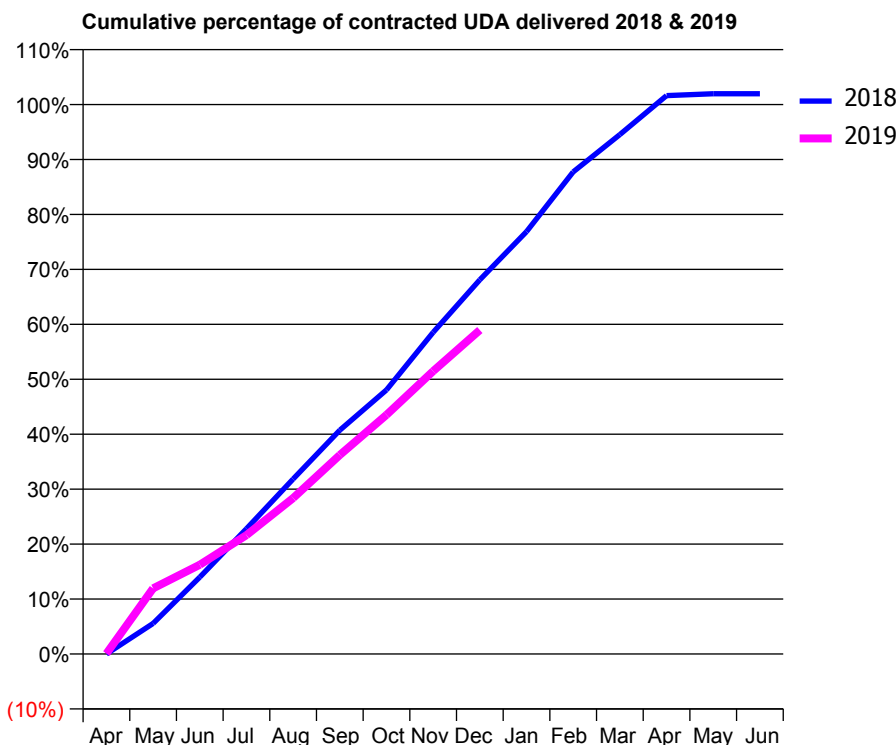
18/19 Contracted general activity (UDA)	14,079
Carry forward general activity (UDA)	0
18/19 Contracted orthodontic activity (UOA)	0
Carry forward orthodontic activity (UOA)	0
Baseline contract value	£352,113.68

ACCESS*

Patients seen in 24 months	Total	Change since previous quarter
Quarter ending December 2017	3,346	
Quarter ending March 2018	3,320	→
Quarter ending June 2018	3,294	→
Quarter ending September 2018	3,407	↑
Quarter ending December 2018	3,588	↑
Variance since December 2017	7.2%	↑



ACTIVITY



Adjusted Scheduled Activity (UDA)		
Month	2018	2019
April	0	12
May	784	1,683
June	1,970	2,288
July	3,211	3,046
August	4,483	3,996
September	5,735	5,101
October	6,766	6,129
November	8,241	7,248
December	9,589	8,299
January	10,821	
February	12,353	
March	13,309	
April	14,307	
May	14,356	
June	14,356	

QUALITY

	Quantity	Base Number	Contract	AT	Region	England
% of FP17s for the same patient ID Re-attending within 3 months - Children	35	648	5.4%	11.4%	12.3%	11.8%
% of FP17s for the same patient ID Re-attending within 3 months - Adults	319	2,090	15.3%	16.6%	15.8%	15.6%
% of FP17s for the same patient ID Re-attending between 3 & 9 months - Children	209	648	32.3%	54.3%	60.1%	58.8%
% of FP17s for the same patient ID Re-attending between 3 & 9 months - Adults	685	2,090	32.8%	45.0%	53.3%	51.0%
% of FP17s for Band 1 Urgent Courses	338	2,445	13.8%	11.8%	9.0%	9.0%
% of FP17s Relating to Free Repair or Replacements	44	2,445	1.8%	0.9%	1.0%	0.8%
% of FP17s Relating to Continuations	21	2,445	0.9%	1.2%	1.0%	0.9%
% of Patients satisfied with the dentistry they have received	5	5	N/A	91.0%	93.8%	93.2%
% of Patients satisfied with the time they had to wait for an appointment	4	5	N/A	89.4%	89.4%	88.3%

* This is based on patients treated on this contract for their most recent course of treatment. Figures in italics indicate the base number of FP17s or Patient Questionnaire responses are less than 100. N/A is shown where the base number of responses is less than 10 during the period. % is calculated as Quantity/Base number*100

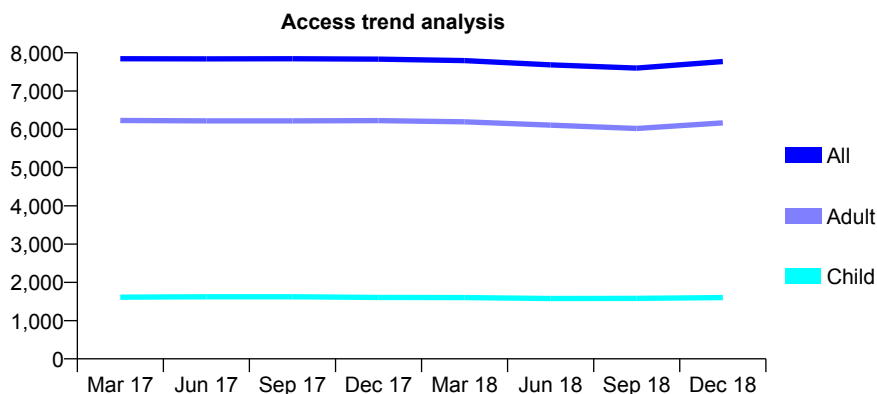
Q48 - Vital Signs At a Glance Contract Report for 644935/0001 - December 2018

Name or company name	MR DA CALDWELL
Contract type name	GDS Contract
Purpose of contract	General
Contract start date	01/05/2008
Contract end date	

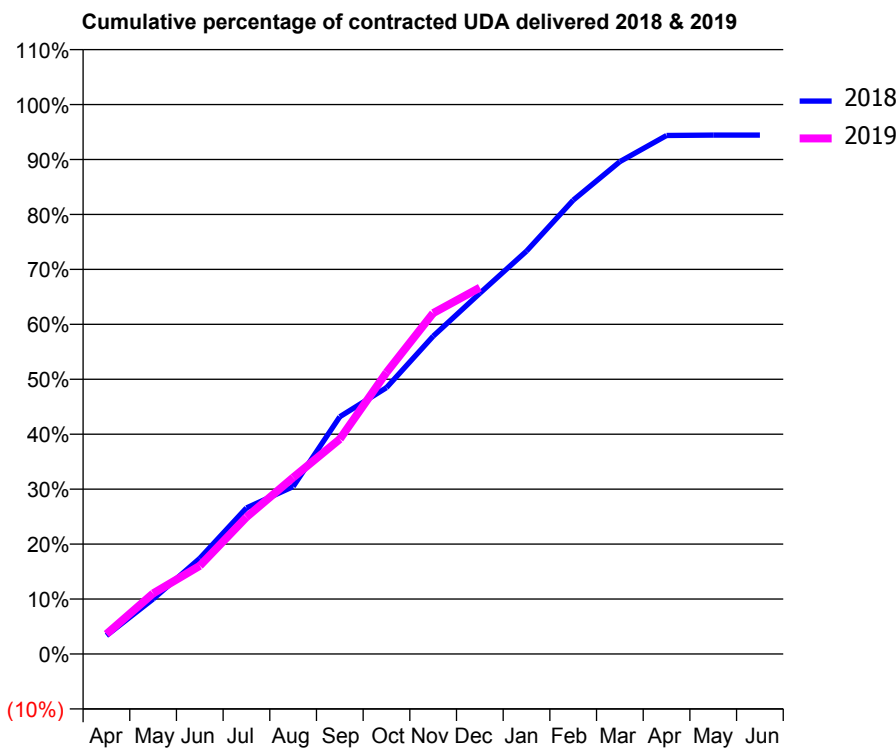
18/19 Contracted general activity (UDA)	23,500
Carry forward general activity (UDA)	0
18/19 Contracted orthodontic activity (UOA)	0
Carry forward orthodontic activity (UOA)	0
Baseline contract value	£629,641.78

ACCESS*

Patients seen in 24 months	Total	Change since previous quarter
Quarter ending December 2017	7,835	
Quarter ending March 2018	7,796	→
Quarter ending June 2018	7,685	↓
Quarter ending September 2018	7,601	↓
Quarter ending December 2018	7,772	↑
Variance since December 2017	(0.8%)	→



ACTIVITY



Adjusted Scheduled Activity (UDA)		
Month	2018	2019
April	841	855
May	2,502	2,592
June	4,353	3,774
July	6,644	5,853
August	7,616	7,545
September	10,793	9,190
October	12,116	12,040
November	14,459	14,581
December	16,413	15,670
January	18,328	
February	20,649	
March	22,402	
April	23,593	
May	23,606	
June	23,606	

QUALITY

	Quantity	Base Number	Contract	AT	Region	England
% of FP17s for the same patient ID Re-attending within 3 months - Children	106	2,020	5.2%	11.4%	12.3%	11.8%
% of FP17s for the same patient ID Re-attending within 3 months - Adults	963	6,207	15.5%	16.6%	15.8%	15.6%
% of FP17s for the same patient ID Re-attending between 3 & 9 months - Children	1,298	2,020	64.3%	54.3%	60.1%	58.8%
% of FP17s for the same patient ID Re-attending between 3 & 9 months - Adults	2,504	6,207	40.3%	45.0%	53.3%	51.0%
% of FP17s for Band 1 Urgent Courses	743	7,783	9.5%	11.8%	9.0%	9.0%
% of FP17s Relating to Free Repair or Replacements	78	7,783	1.0%	0.9%	1.0%	0.8%
% of FP17s Relating to Continuations	93	7,783	1.2%	1.2%	1.0%	0.9%
% of Patients satisfied with the dentistry they have received	13	15	86.7%	91.0%	93.8%	93.2%
% of Patients satisfied with the time they had to wait for an appointment	14	15	93.3%	89.4%	89.4%	88.3%

* This is based on patients treated on this contract for their most recent course of treatment. Figures in italics indicate the base number of FP17s or Patient Questionnaire responses are less than 100. N/A is shown where the base number of responses is less than 10 during the period. % is calculated as Quantity/Base number*100

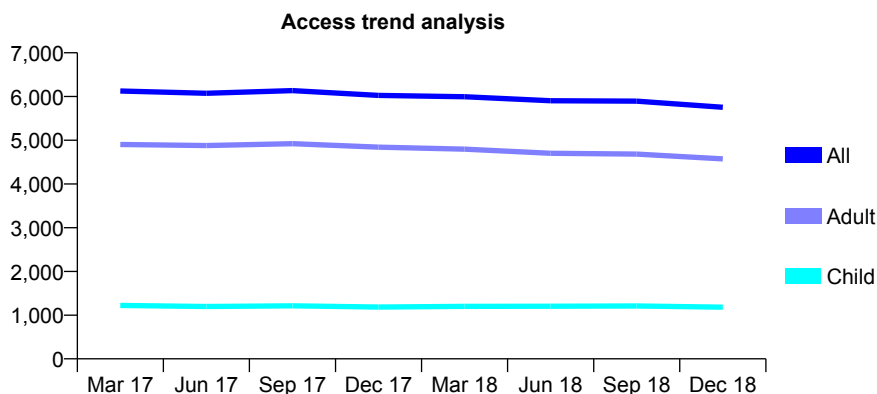
Q48 - Vital Signs At a Glance Contract Report for 651621/0001 - December 2018

Name or company name	Mrs A Chambers Mrs S Bamber
Contract type name	GDS Contract
Purpose of contract	General
Contract start date	01/04/2006
Contract end date	

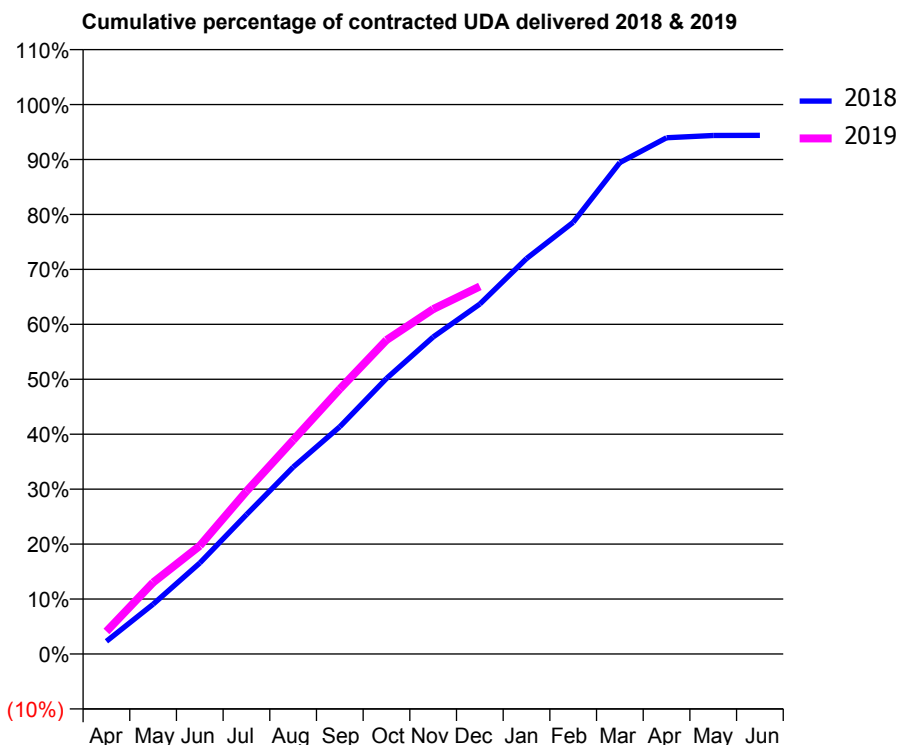
18/19 Contracted general activity (UDA)	15,988
Carry forward general activity (UDA)	0
18/19 Contracted orthodontic activity (UOA)	0
Carry forward orthodontic activity (UOA)	0
Baseline contract value	£382,888.97

ACCESS*

Patients seen in 24 months	Total	Change since previous quarter
Quarter ending December 2017	6,025	
Quarter ending March 2018	5,995	→
Quarter ending June 2018	5,905	↓
Quarter ending September 2018	5,894	→
Quarter ending December 2018	5,754	↓
Variance since December 2017	(4.5%)	↓



ACTIVITY



Month	Adjusted Scheduled Activity (UDA)	
	2018	2019
April	369	656
May	1,450	2,083
June	2,650	3,149
July	4,056	4,734
August	5,436	6,222
September	6,614	7,710
October	8,016	9,133
November	9,224	10,034
December	10,183	10,694
January	11,506	
February	12,559	
March	14,297	
April	15,022	
May	15,088	
June	15,091	

QUALITY

	Quantity	Base Number	Contract	AT	Region	England
% of FP17s for the same patient ID Re-attending within 3 months - Children	63	1,062	5.9%	11.4%	12.3%	11.8%
% of FP17s for the same patient ID Re-attending within 3 months - Adults	487	3,740	13.0%	16.6%	15.8%	15.6%
% of FP17s for the same patient ID Re-attending between 3 & 9 months - Children	482	1,062	45.4%	54.3%	60.1%	58.8%
% of FP17s for the same patient ID Re-attending between 3 & 9 months - Adults	1,443	3,740	38.6%	45.0%	53.3%	51.0%
% of FP17s for Band 1 Urgent Courses	290	4,198	6.9%	11.8%	9.0%	9.0%
% of FP17s Relating to Free Repair or Replacements	39	4,198	0.9%	0.9%	1.0%	0.8%
% of FP17s Relating to Continuations	79	4,198	1.9%	1.2%	1.0%	0.9%
% of Patients satisfied with the dentistry they have received	3	3	N/A	91.0%	93.8%	93.2%
% of Patients satisfied with the time they had to wait for an appointment	3	3	N/A	89.4%	89.4%	88.3%

* This is based on patients treated on this contract for their most recent course of treatment. Figures in italics indicate the base number of FP17s or Patient Questionnaire responses are less than 100. N/A is shown where the base number of responses is less than 10 during the period. % is calculated as Quantity/Base number*100

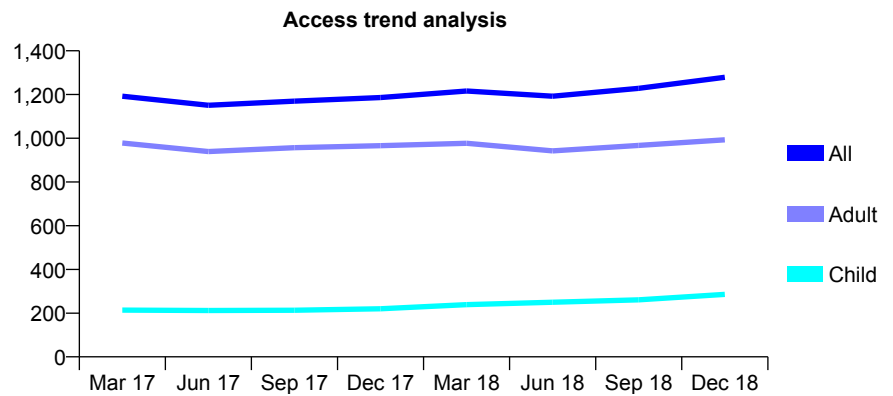
Q48 - Vital Signs At a Glance Contract Report for 659975/0001 - December 2018

Name or company name	MR RP VIJAYANARAYANAN
Contract type name	GDS Contract
Purpose of contract	General
Contract start date	01/04/2006
Contract end date	

18/19 Contracted general activity (UDA)	4,239
Carry forward general activity (UDA)	0
18/19 Contracted orthodontic activity (UOA)	0
Carry forward orthodontic activity (UOA)	0
Baseline contract value	£209,706.83

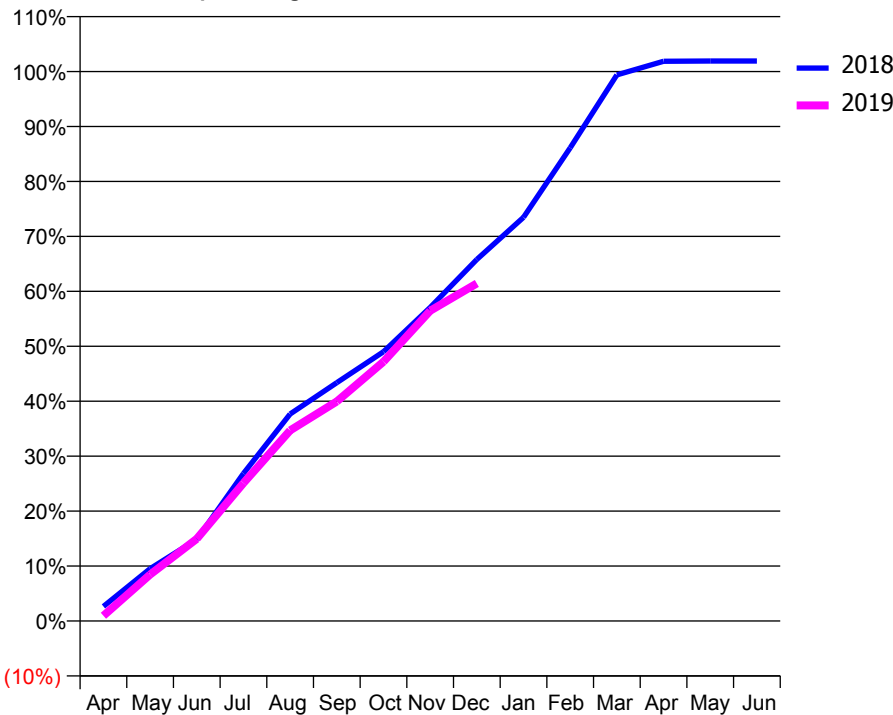
ACCESS*

Patients seen in 24 months	Total	Change since previous quarter
Quarter ending December 2017	1,186	
Quarter ending March 2018	1,216	↑
Quarter ending June 2018	1,192	↓
Quarter ending September 2018	1,228	↑
Quarter ending December 2018	1,279	↑
Variance since December 2017	7.8%	↑



ACTIVITY

Cumulative percentage of contracted UDA delivered 2018 & 2019



Month	Adjusted Scheduled Activity (UDA)	
	2018	2019
April	112	41
May	403	359
June	630	634
July	1,138	1,064
August	1,597	1,470
September	1,839	1,694
October	2,077	2,000
November	2,419	2,393
December	2,789	2,604
January	3,115	
February	3,650	
March	4,213	
April	4,318	
May	4,320	
June	4,320	

QUALITY

	Quantity	Base Number	Contract	AT	Region	England
% of FP17s for the same patient ID Re-attending within 3 months - Children	17	238	7.1%	11.4%	12.3%	11.8%
% of FP17s for the same patient ID Re-attending within 3 months - Adults	63	809	7.8%	16.6%	15.8%	15.6%
% of FP17s for the same patient ID Re-attending between 3 & 9 months - Children	118	238	49.6%	54.3%	60.1%	58.8%
% of FP17s for the same patient ID Re-attending between 3 & 9 months - Adults	428	809	52.9%	45.0%	53.3%	51.0%
% of FP17s for Band 1 Urgent Courses	18	1,027	1.8%	11.8%	9.0%	9.0%
% of FP17s Relating to Free Repair or Replacements	0	1,027	0.0%	0.9%	1.0%	0.8%
% of FP17s Relating to Continuations	0	1,027	0.0%	1.2%	1.0%	0.9%
% of Patients satisfied with the dentistry they have received	0	0	N/A	91.0%	93.8%	93.2%
% of Patients satisfied with the time they had to wait for an appointment	0	0	N/A	89.4%	89.4%	88.3%

* This is based on patients treated on this contract for their most recent course of treatment. Figures in italics indicate the base number of FP17s or Patient Questionnaire responses are less than 100. N/A is shown where the base number of responses is less than 10 during the period. % is calculated as Quantity/Base number*100

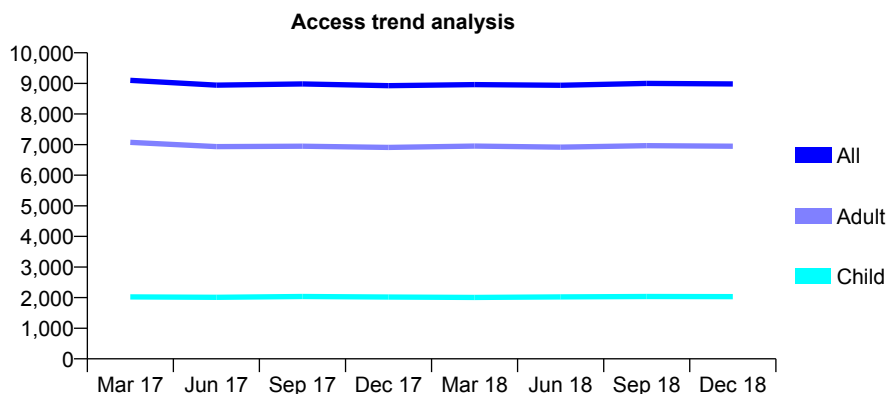
Q48 - Vital Signs At a Glance Contract Report for 672971/0003 - December 2018

Name or company name	MR SA CHU
Contract type name	GDS Contract
Purpose of contract	General
Contract start date	02/01/2013
Contract end date	

18/19 Contracted general activity (UDA)	35,573
Carry forward general activity (UDA)	0
18/19 Contracted orthodontic activity (UOA)	0
Carry forward orthodontic activity (UOA)	0
Baseline contract value	£933,242.41

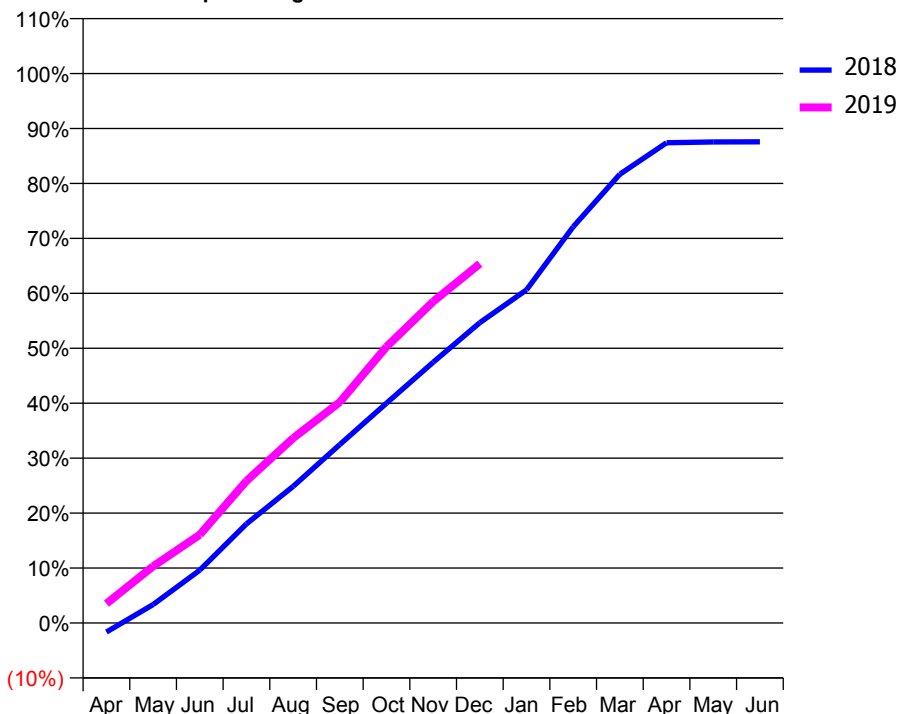
ACCESS*

Patients seen in 24 months	Total	Change since previous quarter
Quarter ending December 2017	8,927	
Quarter ending March 2018	8,960	→
Quarter ending June 2018	8,939	→
Quarter ending September 2018	9,001	→
Quarter ending December 2018	8,982	→
Variance since December 2017	0.6%	→



ACTIVITY

Cumulative percentage of contracted UDA delivered 2018 & 2019



Month	Adjusted Scheduled Activity (UDA)	
	2018	2019
April	-587	1,253
May	1,197	3,674
June	3,425	5,718
July	6,421	9,196
August	8,845	11,967
September	11,554	14,301
October	14,231	17,879
November	16,881	20,807
December	19,441	23,257
January	21,564	
February	25,651	
March	29,049	
April	31,088	
May	31,137	
June	31,151	

QUALITY

	Quantity	Base Number	Contract	AT	Region	England
% of FP17s for the same patient ID Re-attending within 3 months - Children	191	2,005	9.5%	11.4%	12.3%	11.8%
% of FP17s for the same patient ID Re-attending within 3 months - Adults	1,324	6,669	19.9%	16.6%	15.8%	15.6%
% of FP17s for the same patient ID Re-attending between 3 & 9 months - Children	904	2,005	45.1%	54.3%	60.1%	58.8%
% of FP17s for the same patient ID Re-attending between 3 & 9 months - Adults	2,828	6,669	42.4%	45.0%	53.3%	51.0%
% of FP17s for Band 1 Urgent Courses	1,545	8,140	19.0%	11.8%	9.0%	9.0%
% of FP17s Relating to Free Repair or Replacements	199	8,140	2.4%	0.9%	1.0%	0.8%
% of FP17s Relating to Continuations	23	8,140	0.3%	1.2%	1.0%	0.9%
% of Patients satisfied with the dentistry they have received	2	2	N/A	91.0%	93.8%	93.2%
% of Patients satisfied with the time they had to wait for an appointment	2	2	N/A	89.4%	89.4%	88.3%

* This is based on patients treated on this contract for their most recent course of treatment. Figures in italics indicate the base number of FP17s or Patient Questionnaire responses are less than 100. N/A is shown where the base number of responses is less than 10 during the period. % is calculated as Quantity/Base number*100

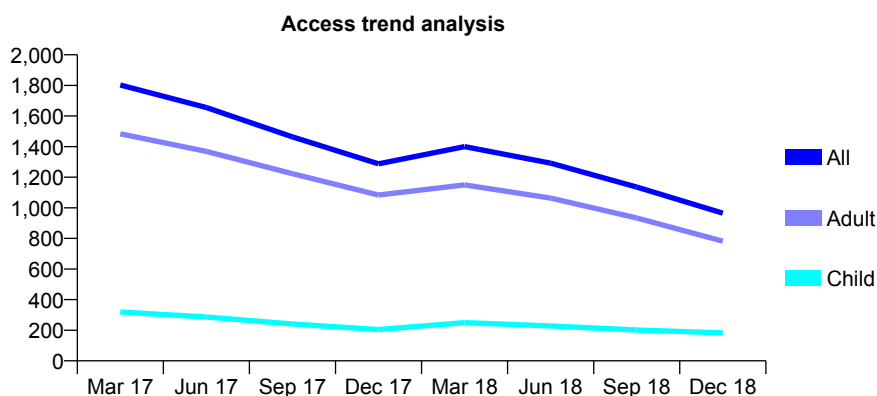
Q48 - Vital Signs At a Glance Contract Report for 674699/0001 - December 2018

Name or company name	MR AA DIRIR
Contract type name	GDS Contract
Purpose of contract	General
Contract start date	01/04/2006
Contract end date	

18/19 Contracted general activity (UDA)	5,213
Carry forward general activity (UDA)	0
18/19 Contracted orthodontic activity (UOA)	0
Carry forward orthodontic activity (UOA)	0
Baseline contract value	£136,760.19

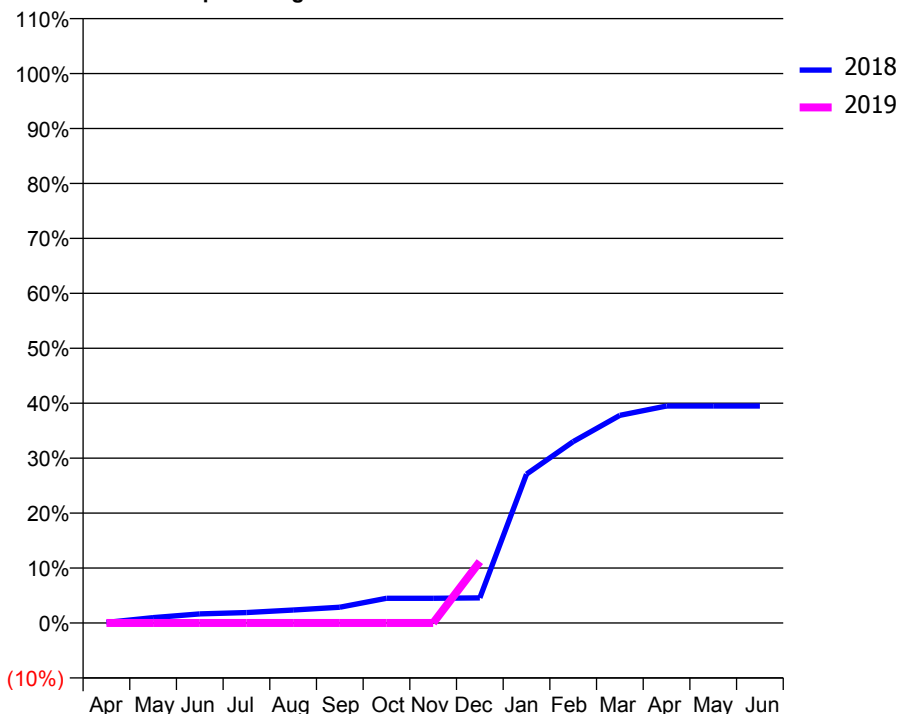
ACCESS*

Patients seen in 24 months	Total	Change since previous quarter
Quarter ending December 2017	1,288	
Quarter ending March 2018	1,400	↑
Quarter ending June 2018	1,292	↓
Quarter ending September 2018	1,136	↓
Quarter ending December 2018	965	↓
Variance since December 2017	(25.1%)	↓



ACTIVITY

Cumulative percentage of contracted UDA delivered 2018 & 2019



Month	Adjusted Scheduled Activity (UDA)	
	2018	2019
April	6	0
May	51	0
June	87	0
July	99	0
August	123	0
September	150	0
October	235	0
November	235	0
December	238	582
January	1,412	
February	1,721	
March	1,970	
April	2,059	
May	2,059	
June	2,059	

QUALITY

	Quantity	Base Number	Contract	AT	Region	England
% of FP17s for the same patient ID Re-attending within 3 months - Children	2	37	5.4%	11.4%	12.3%	11.8%
% of FP17s for the same patient ID Re-attending within 3 months - Adults	10	144	6.9%	16.6%	15.8%	15.6%
% of FP17s for the same patient ID Re-attending between 3 & 9 months - Children	1	37	2.7%	54.3%	60.1%	58.8%
% of FP17s for the same patient ID Re-attending between 3 & 9 months - Adults	11	144	7.6%	45.0%	53.3%	51.0%
% of FP17s for Band 1 Urgent Courses	1	149	0.7%	11.8%	9.0%	9.0%
% of FP17s Relating to Free Repair or Replacements	5	149	3.4%	0.9%	1.0%	0.8%
% of FP17s Relating to Continuations	3	149	2.0%	1.2%	1.0%	0.9%
% of Patients satisfied with the dentistry they have received	1	1	N/A	91.0%	93.8%	93.2%
% of Patients satisfied with the time they had to wait for an appointment	0	1	N/A	89.4%	89.4%	88.3%

* This is based on patients treated on this contract for their most recent course of treatment. Figures in italics indicate the base number of FP17s or Patient Questionnaire responses are less than 100. N/A is shown where the base number of responses is less than 10 during the period. % is calculated as Quantity/Base number*100

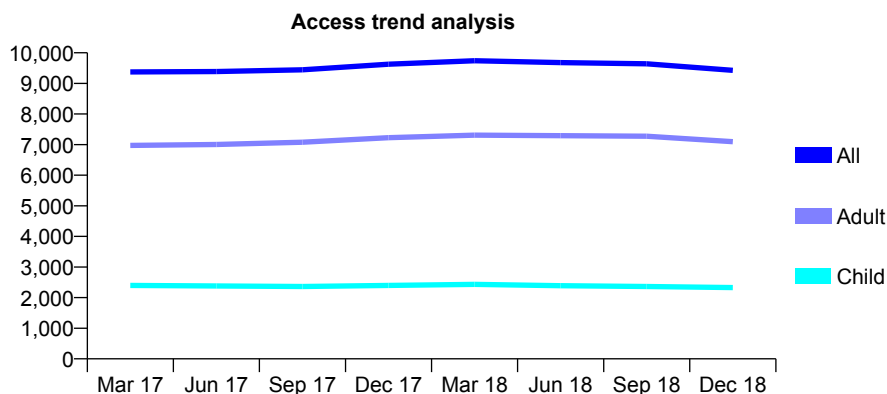
Q48 - Vital Signs At a Glance Contract Report for 682365/0002 - December 2018

Name or company name	MR QM JAFFRI
Contract type name	PDS Contract
Purpose of contract	General
Contract start date	01/04/2006
Contract end date	31/03/2021

18/19 Contracted general activity (UDA)	26,521
Carry forward general activity (UDA)	0
18/19 Contracted orthodontic activity (UOA)	0
Carry forward orthodontic activity (UOA)	0
Baseline contract value	£791,584.70

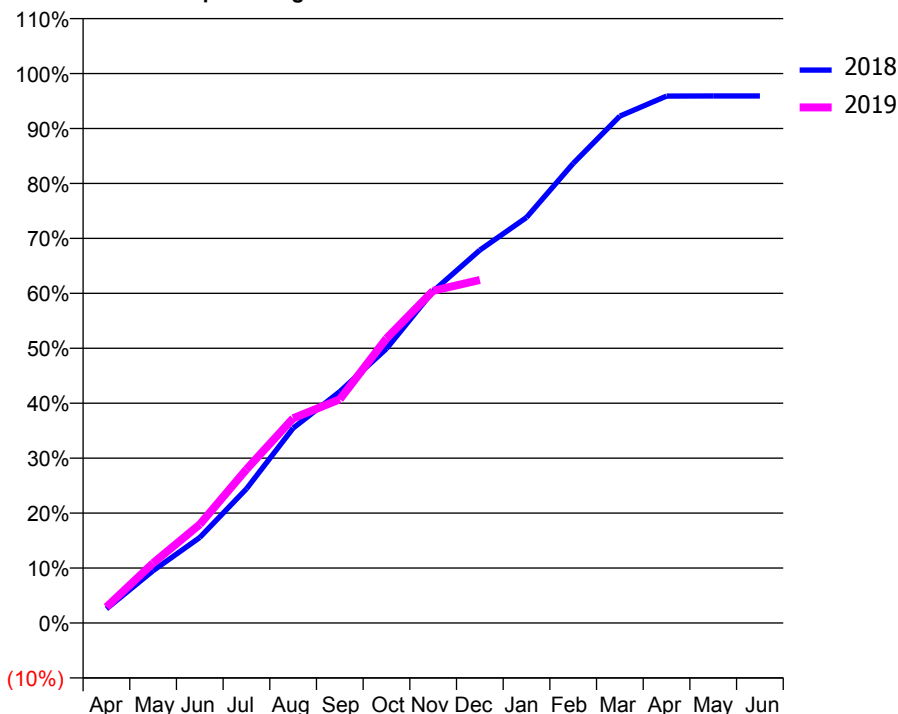
ACCESS*

Patients seen in 24 months	Total	Change since previous quarter
Quarter ending December 2017	9,627	
Quarter ending March 2018	9,741	→
Quarter ending June 2018	9,680	→
Quarter ending September 2018	9,642	→
Quarter ending December 2018	9,425	↓
Variance since December 2017	(2.1%)	↓



ACTIVITY

Cumulative percentage of contracted UDA delivered 2018 & 2019



Month	Adjusted Scheduled Activity (UDA)	
	2018	2019
April	684	770
May	2,527	2,892
June	4,126	4,757
July	6,481	7,414
August	9,403	9,884
September	11,172	10,797
October	13,244	13,738
November	16,013	16,034
December	17,995	16,558
January	19,576	
February	22,178	
March	24,467	
April	25,429	
May	25,439	
June	25,440	

QUALITY

	Quantity	Base Number	Contract	AT	Region	England
% of FP17s for the same patient ID Re-attending within 3 months - Children	208	2,792	7.4%	11.4%	12.3%	11.8%
% of FP17s for the same patient ID Re-attending within 3 months - Adults	903	6,450	14.0%	16.6%	15.8%	15.6%
% of FP17s for the same patient ID Re-attending between 3 & 9 months - Children	1,886	2,792	67.6%	54.3%	60.1%	58.8%
% of FP17s for the same patient ID Re-attending between 3 & 9 months - Adults	3,466	6,450	53.7%	45.0%	53.3%	51.0%
% of FP17s for Band 1 Urgent Courses	1,481	8,695	17.0%	11.8%	9.0%	9.0%
% of FP17s Relating to Free Repair or Replacements	56	8,695	0.6%	0.9%	1.0%	0.8%
% of FP17s Relating to Continuations	18	8,695	0.2%	1.2%	1.0%	0.9%
% of Patients satisfied with the dentistry they have received	8	8	N/A	91.0%	93.8%	93.2%
% of Patients satisfied with the time they had to wait for an appointment	8	8	N/A	89.4%	89.4%	88.3%

* This is based on patients treated on this contract for their most recent course of treatment. Figures in italics indicate the base number of FP17s or Patient Questionnaire responses are less than 100. N/A is shown where the base number of responses is less than 10 during the period. % is calculated as Quantity/Base number*100

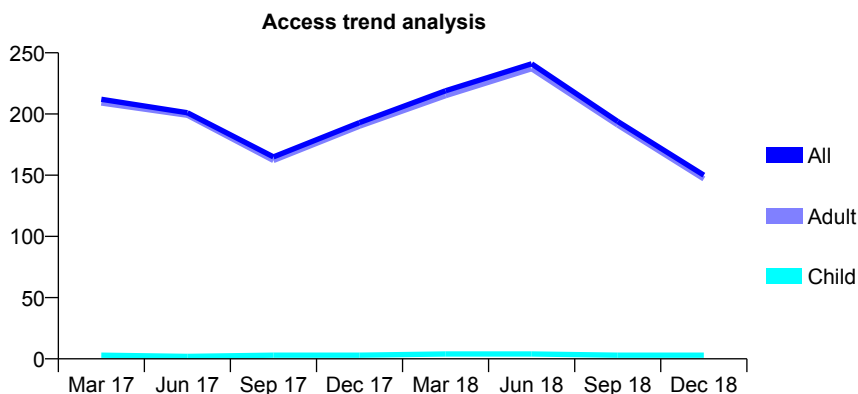
Q48 - Vital Signs At a Glance Contract Report for 685224/0001 - December 2018

Name or company name	MISS J MCGINTY
Contract type name	PDS Contract
Purpose of contract	General
Contract start date	01/04/2006
Contract end date	30/06/2018

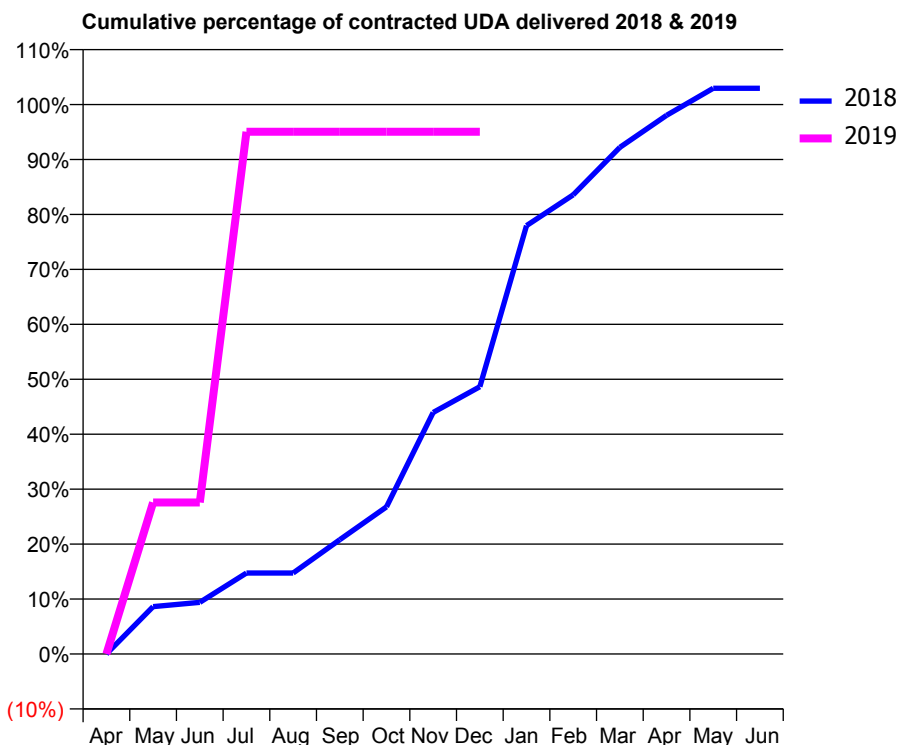
18/19 Contracted general activity (UDA)	198
Carry forward general activity (UDA)	0
18/19 Contracted orthodontic activity (UOA)	0
Carry forward orthodontic activity (UOA)	0
Baseline contract value	£17,586.10

ACCESS*

Patients seen in 24 months	Total	Change since previous quarter
Quarter ending December 2017	193	
Quarter ending March 2018	219	↑
Quarter ending June 2018	241	↑
Quarter ending September 2018	194	↓
Quarter ending December 2018	150	↓
Variance since December 2017	(22.3%)	↓



ACTIVITY



Month	Adjusted Scheduled Activity (UDA)	
	2018	2019
April	0	0
May	68	55
June	74	55
July	117	188
August	117	188
September	165	188
October	212	188
November	348	188
December	385	188
January	617	
February	662	
March	730	
April	776	
May	815	
June	815	

QUALITY

	Quantity	Base Number	Contract	AT	Region	England
% of FP17s for the same patient ID Re-attending within 3 months - Children	0	3	0.0%	11.4%	12.3%	11.8%
% of FP17s for the same patient ID Re-attending within 3 months - Adults	0	96	0.0%	16.6%	15.8%	15.6%
% of FP17s for the same patient ID Re-attending between 3 & 9 months - Children	0	3	0.0%	54.3%	60.1%	58.8%
% of FP17s for the same patient ID Re-attending between 3 & 9 months - Adults	1	96	1.0%	45.0%	53.3%	51.0%
% of FP17s for Band 1 Urgent Courses	6	66	9.1%	11.8%	9.0%	9.0%
% of FP17s Relating to Free Repair or Replacements	0	66	0.0%	0.9%	1.0%	0.8%
% of FP17s Relating to Continuations	0	66	0.0%	1.2%	1.0%	0.9%
% of Patients satisfied with the dentistry they have received	0	0	N/A	91.0%	93.8%	93.2%
% of Patients satisfied with the time they had to wait for an appointment	0	0	N/A	89.4%	89.4%	88.3%

* This is based on patients treated on this contract for their most recent course of treatment. Figures in italics indicate the base number of FP17s or Patient Questionnaire responses are less than 100. N/A is shown where the base number of responses is less than 10 during the period. % is calculated as Quantity/Base number*100

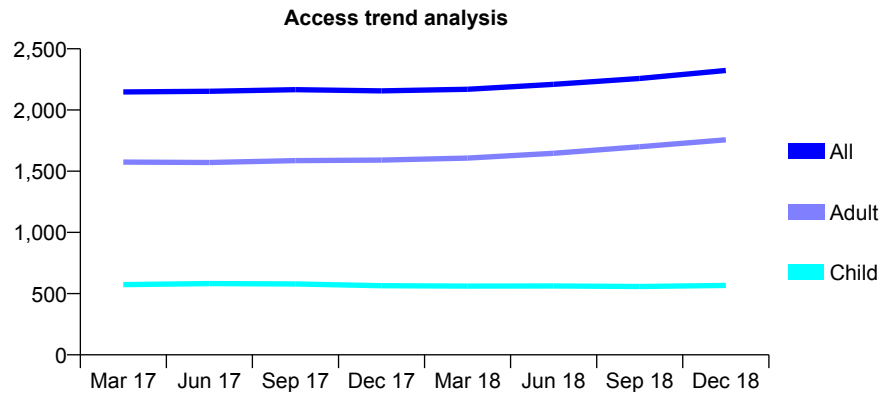
Q48 - Vital Signs At a Glance Contract Report for 732869/0001 - December 2018

Name or company name	MRS CA MCGOWAN-YEO
Contract type name	GDS Contract
Purpose of contract	General
Contract start date	01/04/2006
Contract end date	

18/19 Contracted general activity (UDA)	8,300
Carry forward general activity (UDA)	0
18/19 Contracted orthodontic activity (UOA)	0
Carry forward orthodontic activity (UOA)	0
Baseline contract value	£239,120.71

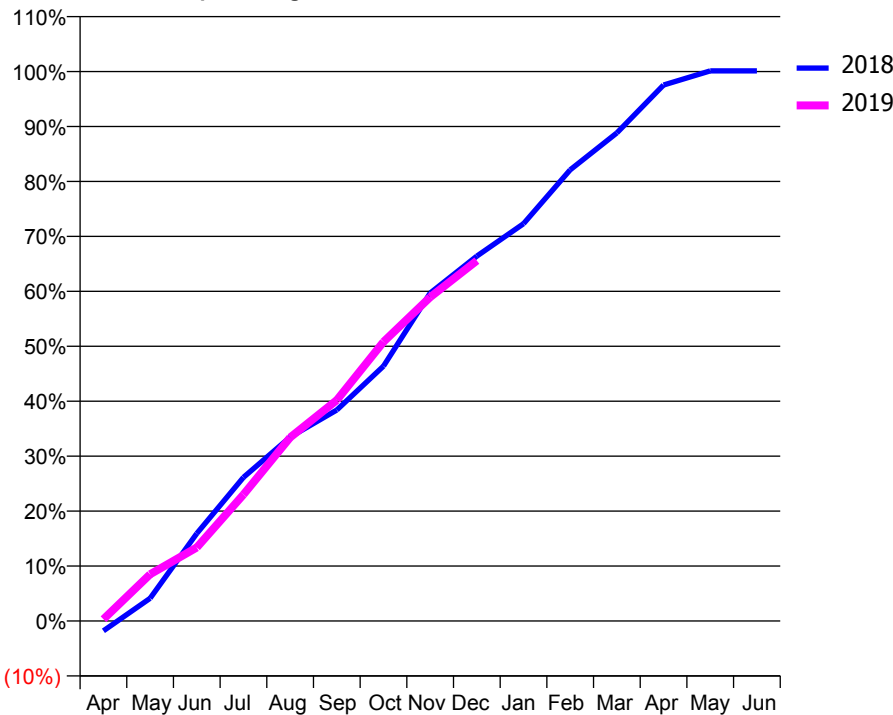
ACCESS*

Patients seen in 24 months	Total	Change since previous quarter
Quarter ending December 2017	2,156	
Quarter ending March 2018	2,169	→
Quarter ending June 2018	2,210	→
Quarter ending September 2018	2,258	↑
Quarter ending December 2018	2,323	↑
Variance since December 2017	7.7%	↑



ACTIVITY

Cumulative percentage of contracted UDA delivered 2018 & 2019



Month	Adjusted Scheduled Activity (UDA)	
	2018	2019
April	-150	27
May	344	706
June	1,322	1,110
July	2,170	1,911
August	2,779	2,773
September	3,187	3,337
October	3,850	4,217
November	4,955	4,892
December	5,511	5,444
January	6,002	
February	6,815	
March	7,372	
April	8,096	
May	8,309	
June	8,309	

QUALITY

	Quantity	Base Number	Contract	AT	Region	England
% of FP17s for the same patient ID Re-attending within 3 months - Children	77	581	13.3%	11.4%	12.3%	11.8%
% of FP17s for the same patient ID Re-attending within 3 months - Adults	755	1,994	37.9%	16.6%	15.8%	15.6%
% of FP17s for the same patient ID Re-attending between 3 & 9 months - Children	248	581	42.7%	54.3%	60.1%	58.8%
% of FP17s for the same patient ID Re-attending between 3 & 9 months - Adults	581	1,994	29.1%	45.0%	53.3%	51.0%
% of FP17s for Band 1 Urgent Courses	212	2,235	9.5%	11.8%	9.0%	9.0%
% of FP17s Relating to Free Repair or Replacements	102	2,235	4.6%	0.9%	1.0%	0.8%
% of FP17s Relating to Continuations	272	2,235	12.2%	1.2%	1.0%	0.9%
% of Patients satisfied with the dentistry they have received	0	0	N/A	91.0%	93.8%	93.2%
% of Patients satisfied with the time they had to wait for an appointment	0	0	N/A	89.4%	89.4%	88.3%

* This is based on patients treated on this contract for their most recent course of treatment. Figures in italics indicate the base number of FP17s or Patient Questionnaire responses are less than 100. N/A is shown where the base number of responses is less than 10 during the period. % is calculated as Quantity/Base number*100

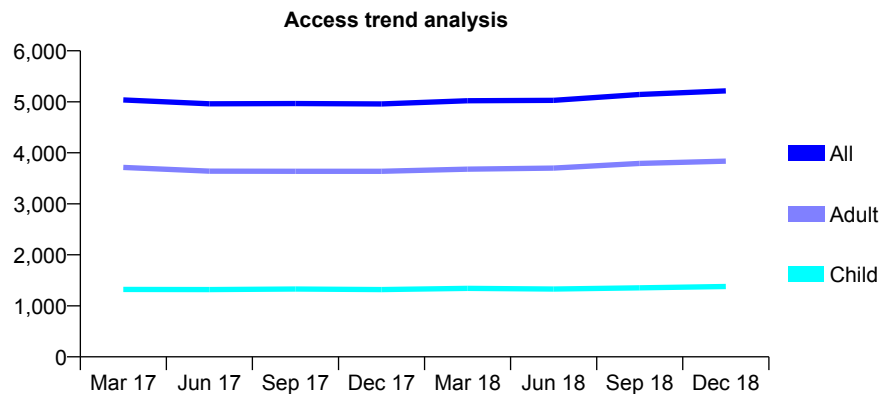
Q48 - Vital Signs At a Glance Contract Report for 738425/0001 - December 2018

Name or company name	MR P MARTIN
Contract type name	GDS Contract
Purpose of contract	General
Contract start date	01/04/2006
Contract end date	

18/19 Contracted general activity (UDA)	12,370
Carry forward general activity (UDA)	0
18/19 Contracted orthodontic activity (UOA)	0
Carry forward orthodontic activity (UOA)	0
Baseline contract value	£339,664.43

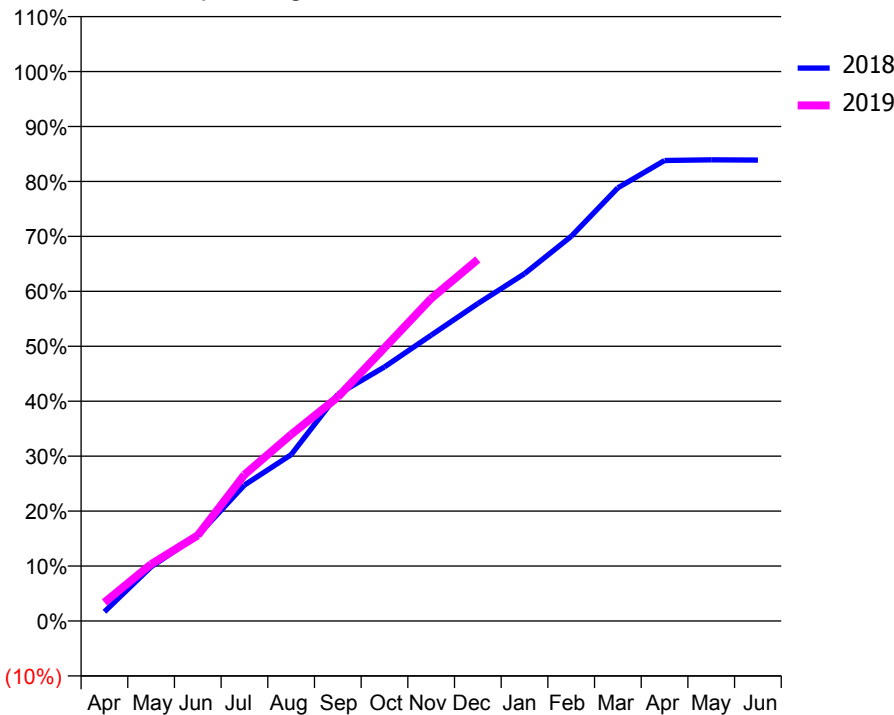
ACCESS*

Patients seen in 24 months	Total	Change since previous quarter
Quarter ending December 2017	4,958	
Quarter ending March 2018	5,022	→
Quarter ending June 2018	5,029	→
Quarter ending September 2018	5,145	↑
Quarter ending December 2018	5,215	→
Variance since December 2017	5.2%	↑



ACTIVITY

Cumulative percentage of contracted UDA delivered 2018 & 2019



Month	Adjusted Scheduled Activity (UDA)	
	2018	2019
April	209	420
May	1,221	1,280
June	1,924	1,929
July	3,061	3,296
August	3,744	4,197
September	5,102	5,042
October	5,720	6,149
November	6,434	7,260
December	7,146	8,139
January	7,818	
February	8,659	
March	9,753	
April	10,367	
May	10,381	
June	10,375	

QUALITY

	Quantity	Base Number	Contract	AT	Region	England
% of FP17s for the same patient ID Re-attending within 3 months - Children	121	1,587	7.6%	11.4%	12.3%	11.8%
% of FP17s for the same patient ID Re-attending within 3 months - Adults	659	3,676	17.9%	16.6%	15.8%	15.6%
% of FP17s for the same patient ID Re-attending between 3 & 9 months - Children	957	1,587	60.3%	54.3%	60.1%	58.8%
% of FP17s for the same patient ID Re-attending between 3 & 9 months - Adults	1,418	3,676	38.6%	45.0%	53.3%	51.0%
% of FP17s for Band 1 Urgent Courses	643	4,050	15.9%	11.8%	9.0%	9.0%
% of FP17s Relating to Free Repair or Replacements	61	4,050	1.5%	0.9%	1.0%	0.8%
% of FP17s Relating to Continuations	22	4,050	0.5%	1.2%	1.0%	0.9%
% of Patients satisfied with the dentistry they have received	1	1	N/A	91.0%	93.8%	93.2%
% of Patients satisfied with the time they had to wait for an appointment	1	1	N/A	89.4%	89.4%	88.3%

* This is based on patients treated on this contract for their most recent course of treatment. Figures in italics indicate the base number of FP17s or Patient Questionnaire responses are less than 100. N/A is shown where the base number of responses is less than 10 during the period. % is calculated as Quantity/Base number*100

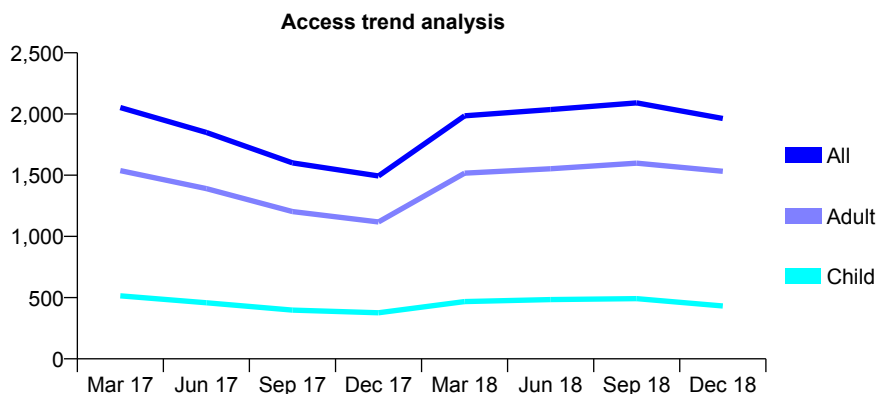
Q48 - Vital Signs At a Glance Contract Report for 742449/0001 - December 2018

Name or company name	South Liverpool Treatment Centre
Contract type name	GDS Contract
Purpose of contract	General
Contract start date	01/04/2006
Contract end date	

18/19 Contracted general activity (UDA)	9,401
Carry forward general activity (UDA)	80
18/19 Contracted orthodontic activity (UOA)	0
Carry forward orthodontic activity (UOA)	0
Baseline contract value	£246,630.07

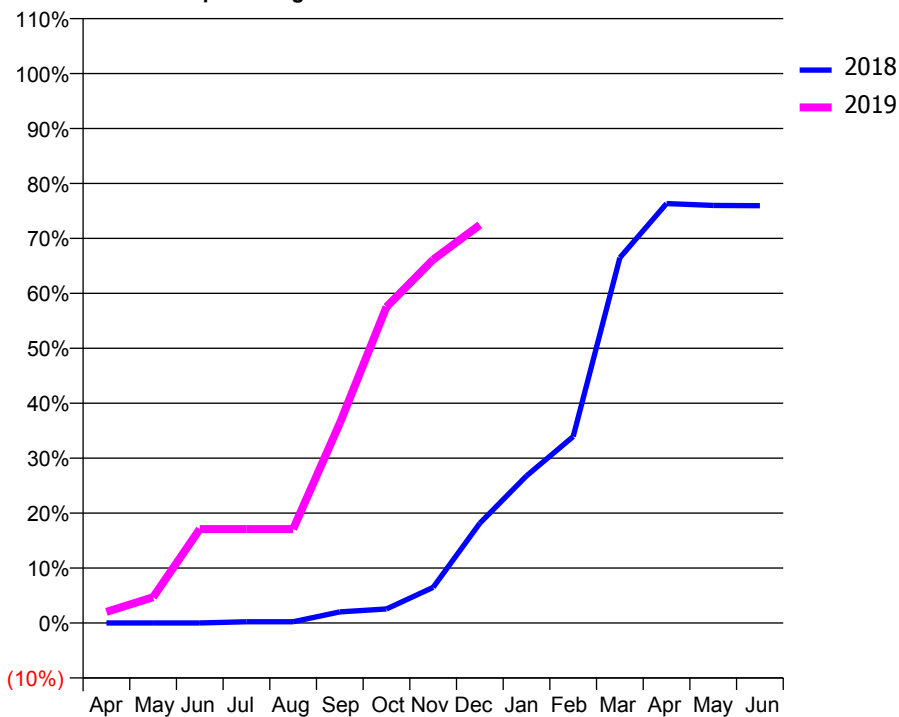
ACCESS*

Patients seen in 24 months	Total	Change since previous quarter
Quarter ending December 2017	1,494	
Quarter ending March 2018	1,985	↑
Quarter ending June 2018	2,037	↑
Quarter ending September 2018	2,091	↑
Quarter ending December 2018	1,964	↓
Variance since December 2017	31.5%	↑



ACTIVITY

Cumulative percentage of contracted UDA delivered 2018 & 2019



Month	Adjusted Scheduled Activity (UDA)	
	2018	2019
April	0	189
May	0	441
June	0	1,607
July	16	1,607
August	16	1,607
September	144	3,418
October	183	5,408
November	462	6,217
December	1,292	6,812
January	1,905	
February	2,414	
March	4,731	
April	5,432	
May	5,408	
June	5,404	

QUALITY

	Quantity	Base Number	Contract	AT	Region	England
% of FP17s for the same patient ID Re-attending within 3 months - Children	105	644	16.3%	11.4%	12.3%	11.8%
% of FP17s for the same patient ID Re-attending within 3 months - Adults	445	2,080	21.4%	16.6%	15.8%	15.6%
% of FP17s for the same patient ID Re-attending between 3 & 9 months - Children	187	644	29.0%	54.3%	60.1%	58.8%
% of FP17s for the same patient ID Re-attending between 3 & 9 months - Adults	592	2,080	28.5%	45.0%	53.3%	51.0%
% of FP17s for Band 1 Urgent Courses	764	2,522	30.3%	11.8%	9.0%	9.0%
% of FP17s Relating to Free Repair or Replacements	64	2,522	2.5%	0.9%	1.0%	0.8%
% of FP17s Relating to Continuations	0	2,522	0.0%	1.2%	1.0%	0.9%
% of Patients satisfied with the dentistry they have received	1	1	N/A	91.0%	93.8%	93.2%
% of Patients satisfied with the time they had to wait for an appointment	1	1	N/A	89.4%	89.4%	88.3%

* This is based on patients treated on this contract for their most recent course of treatment. Figures in italics indicate the base number of FP17s or Patient Questionnaire responses are less than 100. N/A is shown where the base number of responses is less than 10 during the period. % is calculated as Quantity/Base number*100

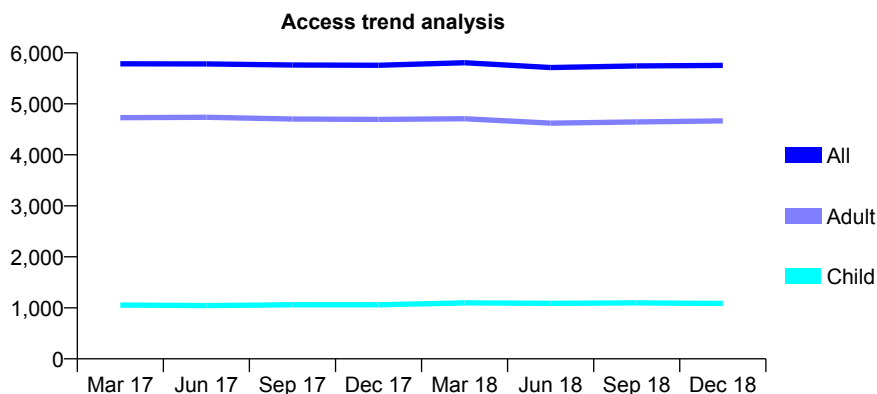
Q48 - Vital Signs At a Glance Contract Report for 742988/0001 - December 2018

Name or company name	MR AJ JONES
Contract type name	GDS Contract
Purpose of contract	General
Contract start date	01/04/2006
Contract end date	

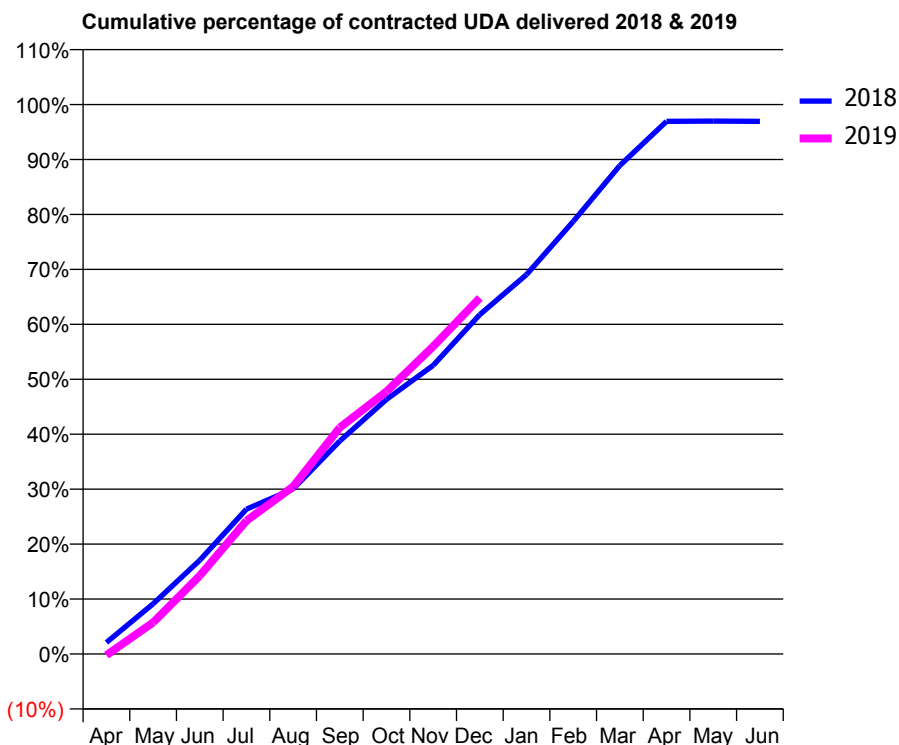
18/19 Contracted general activity (UDA)	19,456
Carry forward general activity (UDA)	596
18/19 Contracted orthodontic activity (UOA)	0
Carry forward orthodontic activity (UOA)	0
Baseline contract value	£660,754.17

ACCESS*

Patients seen in 24 months	Total	Change since previous quarter
Quarter ending December 2017	5,756	
Quarter ending March 2018	5,804	→
Quarter ending June 2018	5,710	↓
Quarter ending September 2018	5,742	→
Quarter ending December 2018	5,753	→
Variance since December 2017	(0.1%)	→



ACTIVITY



Month	Adjusted Scheduled Activity (UDA)	
	2018	2019
April	407	-43
May	1,779	1,114
June	3,323	2,775
July	5,132	4,718
August	5,841	5,926
September	7,544	8,018
October	9,014	9,292
November	10,218	10,890
December	12,016	12,609
January	13,433	
February	15,316	
March	17,296	
April	18,858	
May	18,870	
June	18,860	

QUALITY

	Quantity	Base Number	Contract	AT	Region	England
% of FP17s for the same patient ID Re-attending within 3 months - Children	195	1,476	13.2%	11.4%	12.3%	11.8%
% of FP17s for the same patient ID Re-attending within 3 months - Adults	877	5,240	16.7%	16.6%	15.8%	15.6%
% of FP17s for the same patient ID Re-attending between 3 & 9 months - Children	904	1,476	61.2%	54.3%	60.1%	58.8%
% of FP17s for the same patient ID Re-attending between 3 & 9 months - Adults	2,659	5,240	50.7%	45.0%	53.3%	51.0%
% of FP17s for Band 1 Urgent Courses	677	6,061	11.2%	11.8%	9.0%	9.0%
% of FP17s Relating to Free Repair or Replacements	27	6,061	0.4%	0.9%	1.0%	0.8%
% of FP17s Relating to Continuations	146	6,061	2.4%	1.2%	1.0%	0.9%
% of Patients satisfied with the dentistry they have received	5	6	N/A	91.0%	93.8%	93.2%
% of Patients satisfied with the time they had to wait for an appointment	6	6	N/A	89.4%	89.4%	88.3%

* This is based on patients treated on this contract for their most recent course of treatment. Figures in italics indicate the base number of FP17s or Patient Questionnaire responses are less than 100. N/A is shown where the base number of responses is less than 10 during the period. % is calculated as Quantity/Base number*100

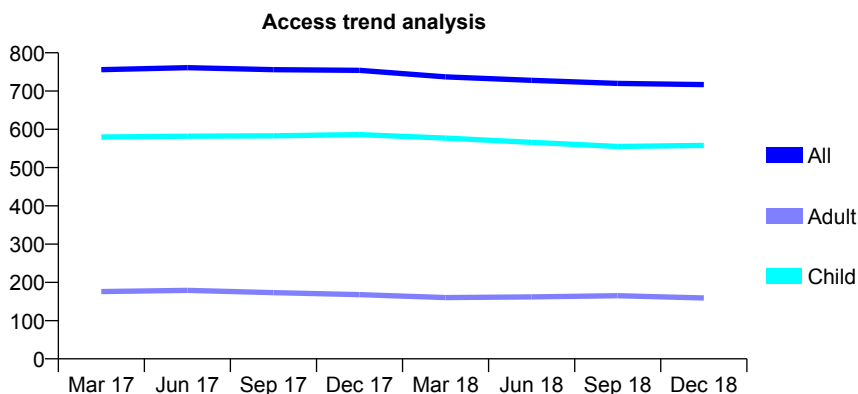
Q48 - Vital Signs At a Glance Contract Report for 75575/0001 - December 2018

Name or company name	MRS LE BACKSTROM
Contract type name	PDS Contract
Purpose of contract	General
Contract start date	01/04/2006
Contract end date	31/03/2019

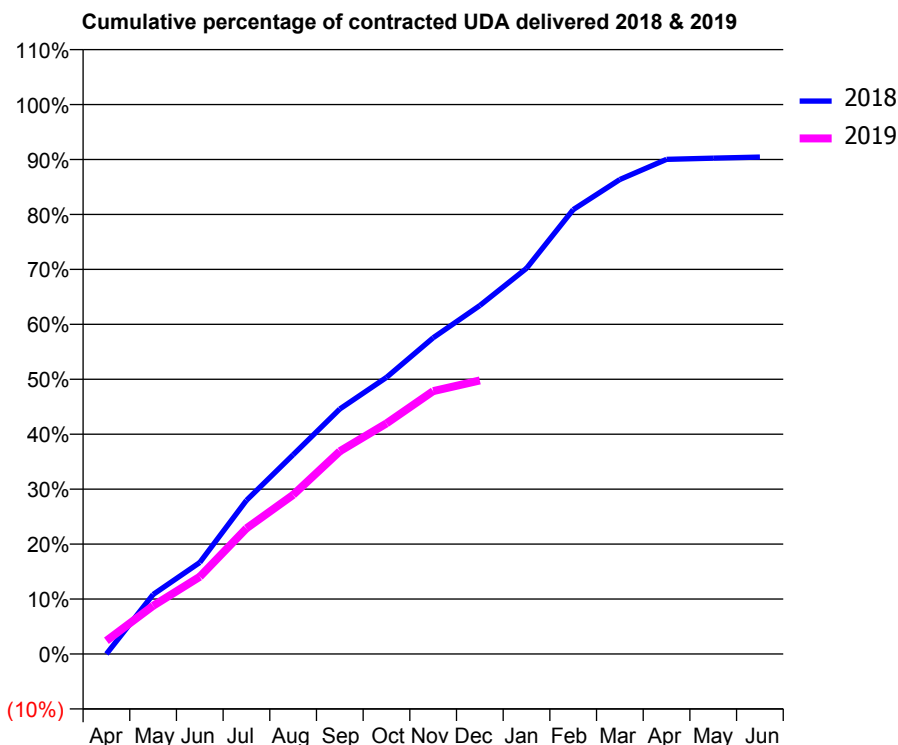
18/19 Contracted general activity (UDA)	1,700
Carry forward general activity (UDA)	0
18/19 Contracted orthodontic activity (UOA)	0
Carry forward orthodontic activity (UOA)	0
Baseline contract value	£44,598.58

ACCESS*

Patients seen in 24 months	Total	Change since previous quarter
Quarter ending December 2017	754	
Quarter ending March 2018	737	↓
Quarter ending June 2018	728	↓
Quarter ending September 2018	720	↓
Quarter ending December 2018	717	→
Variance since December 2017	(4.9%)	↓



ACTIVITY



Month	Adjusted Scheduled Activity (UDA)	
	2018	2019
April	0	41
May	184	149
June	283	239
July	475	389
August	617	492
September	758	627
October	856	713
November	978	813
December	1,078	846
January	1,193	
February	1,375	
March	1,468	
April	1,530	
May	1,534	
June	1,537	

QUALITY

	Quantity	Base Number	Contract	AT	Region	England
% of FP17s for the same patient ID Re-attending within 3 months - Children	43	624	6.9%	11.4%	12.3%	11.8%
% of FP17s for the same patient ID Re-attending within 3 months - Adults	7	71	9.9%	16.6%	15.8%	15.6%
% of FP17s for the same patient ID Re-attending between 3 & 9 months - Children	469	624	75.2%	54.3%	60.1%	58.8%
% of FP17s for the same patient ID Re-attending between 3 & 9 months - Adults	52	71	73.2%	45.0%	53.3%	51.0%
% of FP17s for Band 1 Urgent Courses	2	632	0.3%	11.8%	9.0%	9.0%
% of FP17s Relating to Free Repair or Replacements	0	632	0.0%	0.9%	1.0%	0.8%
% of FP17s Relating to Continuations	0	632	0.0%	1.2%	1.0%	0.9%
% of Patients satisfied with the dentistry they have received	1	1	N/A	91.0%	93.8%	93.2%
% of Patients satisfied with the time they had to wait for an appointment	1	1	N/A	89.4%	89.4%	88.3%

* This is based on patients treated on this contract for their most recent course of treatment. Figures in italics indicate the base number of FP17s or Patient Questionnaire responses are less than 100. N/A is shown where the base number of responses is less than 10 during the period. % is calculated as Quantity/Base number*100

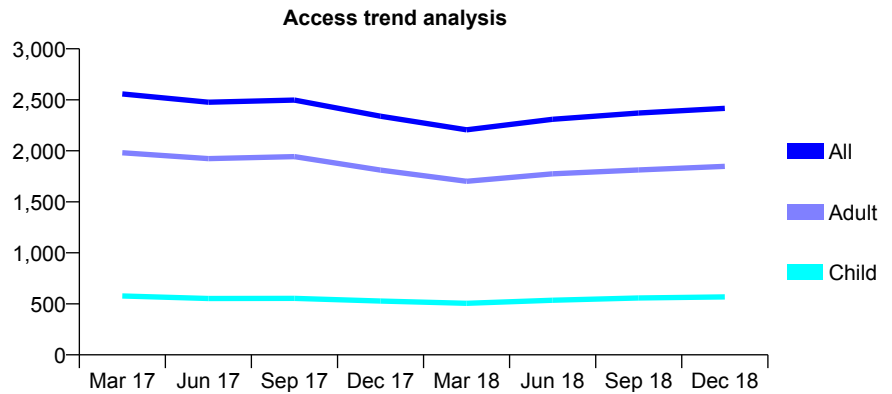
Q48 - Vital Signs At a Glance Contract Report for 761583/0001 - December 2018

Name or company name	MR M MCGOVERN
Contract type name	GDS Contract
Purpose of contract	General
Contract start date	01/04/2006
Contract end date	

18/19 Contracted general activity (UDA)	10,400
Carry forward general activity (UDA)	0
18/19 Contracted orthodontic activity (UOA)	0
Carry forward orthodontic activity (UOA)	0
Baseline contract value	£273,329.68

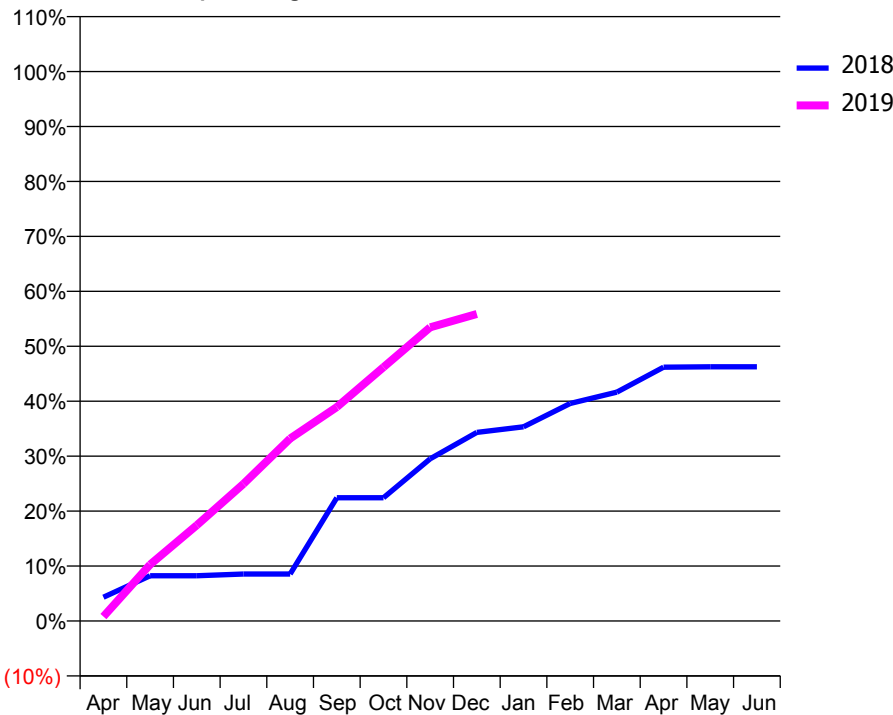
ACCESS*

Patients seen in 24 months	Total	Change since previous quarter
Quarter ending December 2017	2,339	
Quarter ending March 2018	2,206	↓
Quarter ending June 2018	2,309	↑
Quarter ending September 2018	2,370	↑
Quarter ending December 2018	2,416	→
Variance since December 2017	3.3%	↑



ACTIVITY

Cumulative percentage of contracted UDA delivered 2018 & 2019



Month	Adjusted Scheduled Activity (UDA)	
	2018	2019
April	451	85
May	856	1,069
June	856	1,814
July	891	2,597
August	891	3,454
September	2,334	4,048
October	2,334	4,804
November	3,069	5,559
December	3,570	5,811
January	3,675	
February	4,119	
March	4,332	
April	4,804	
May	4,811	
June	4,813	

QUALITY

	Quantity	Base Number	Contract	AT	Region	England
% of FP17s for the same patient ID Re-attending within 3 months - Children	75	627	12.0%	11.4%	12.3%	11.8%
% of FP17s for the same patient ID Re-attending within 3 months - Adults	320	1,822	17.6%	16.6%	15.8%	15.6%
% of FP17s for the same patient ID Re-attending between 3 & 9 months - Children	223	627	35.6%	54.3%	60.1%	58.8%
% of FP17s for the same patient ID Re-attending between 3 & 9 months - Adults	538	1,822	29.5%	45.0%	53.3%	51.0%
% of FP17s for Band 1 Urgent Courses	192	2,198	8.7%	11.8%	9.0%	9.0%
% of FP17s Relating to Free Repair or Replacements	54	2,198	2.5%	0.9%	1.0%	0.8%
% of FP17s Relating to Continuations	29	2,198	1.3%	1.2%	1.0%	0.9%
% of Patients satisfied with the dentistry they have received	2	2	N/A	91.0%	93.8%	93.2%
% of Patients satisfied with the time they had to wait for an appointment	1	2	N/A	89.4%	89.4%	88.3%

* This is based on patients treated on this contract for their most recent course of treatment. Figures in italics indicate the base number of FP17s or Patient Questionnaire responses are less than 100. N/A is shown where the base number of responses is less than 10 during the period. % is calculated as Quantity/Base number*100

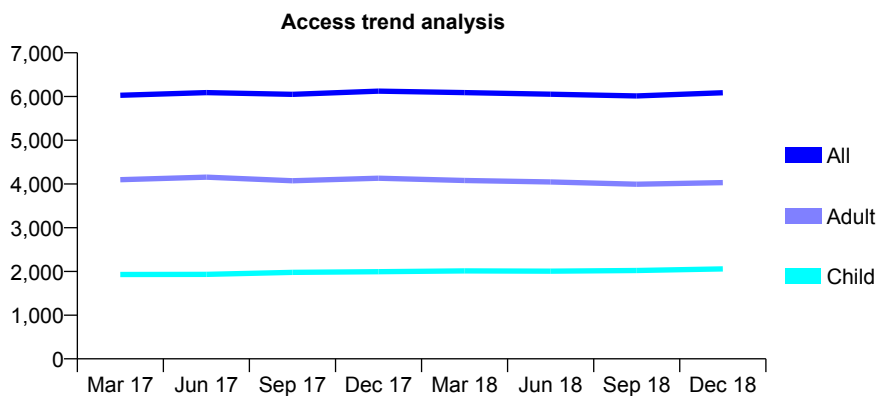
Q48 - Vital Signs At a Glance Contract Report for 780502/0001 - December 2018

Name or company name	MISS ML DUTHIE
Contract type name	GDS Contract
Purpose of contract	General
Contract start date	01/04/2006
Contract end date	

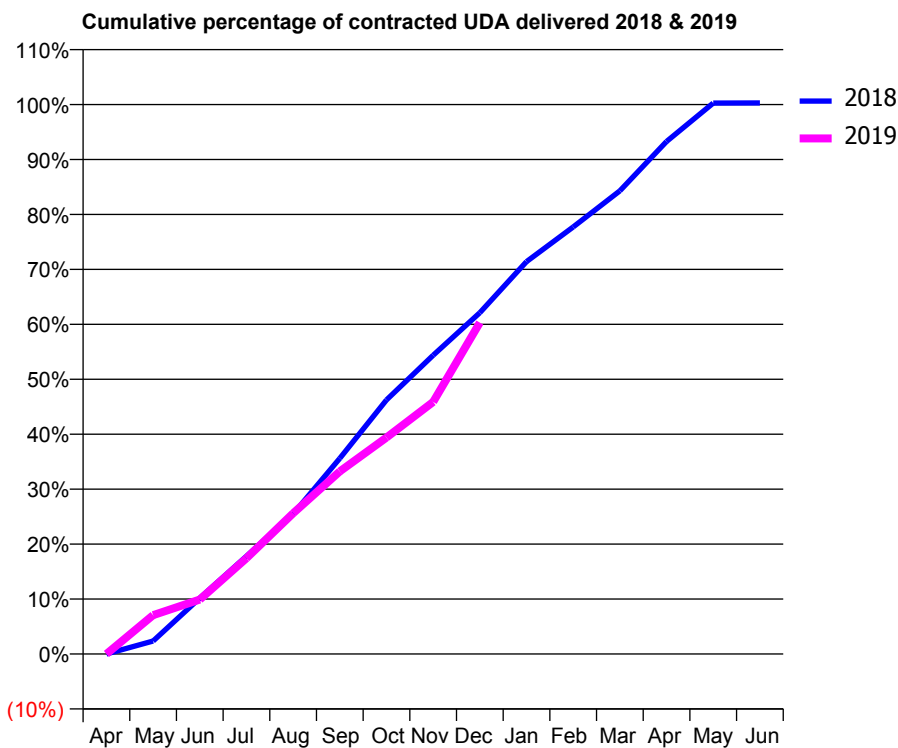
18/19 Contracted general activity (UDA)	18,780
Carry forward general activity (UDA)	0
18/19 Contracted orthodontic activity (UOA)	0
Carry forward orthodontic activity (UOA)	0
Baseline contract value	£492,682.99

ACCESS*

Patients seen in 24 months	Total	Change since previous quarter
Quarter ending December 2017	6,122	
Quarter ending March 2018	6,091	→
Quarter ending June 2018	6,052	→
Quarter ending September 2018	6,014	→
Quarter ending December 2018	6,087	→
Variance since December 2017	(0.6%)	→



ACTIVITY



Month	Adjusted Scheduled Activity (UDA)	
	2018	2019
April	4	0
May	446	1,329
June	1,911	1,861
July	3,345	3,273
August	4,788	4,811
September	6,687	6,239
October	8,686	7,401
November	10,213	8,616
December	11,666	11,328
January	13,410	
February	14,594	
March	15,831	
April	17,516	
May	18,830	
June	18,834	

QUALITY

	Quantity	Base Number	Contract	AT	Region	England
% of FP17s for the same patient ID Re-attending within 3 months - Children	182	2,735	6.7%	11.4%	12.3%	11.8%
% of FP17s for the same patient ID Re-attending within 3 months - Adults	458	3,873	11.8%	16.6%	15.8%	15.6%
% of FP17s for the same patient ID Re-attending between 3 & 9 months - Children	1,962	2,735	71.7%	54.3%	60.1%	58.8%
% of FP17s for the same patient ID Re-attending between 3 & 9 months - Adults	1,799	3,873	46.4%	45.0%	53.3%	51.0%
% of FP17s for Band 1 Urgent Courses	317	5,348	5.9%	11.8%	9.0%	9.0%
% of FP17s Relating to Free Repair or Replacements	21	5,348	0.4%	0.9%	1.0%	0.8%
% of FP17s Relating to Continuations	26	5,348	0.5%	1.2%	1.0%	0.9%
% of Patients satisfied with the dentistry they have received	0	0	N/A	91.0%	93.8%	93.2%
% of Patients satisfied with the time they had to wait for an appointment	0	0	N/A	89.4%	89.4%	88.3%

* This is based on patients treated on this contract for their most recent course of treatment. Figures in italics indicate the base number of FP17s or Patient Questionnaire responses are less than 100. N/A is shown where the base number of responses is less than 10 during the period. % is calculated as Quantity/Base number*100

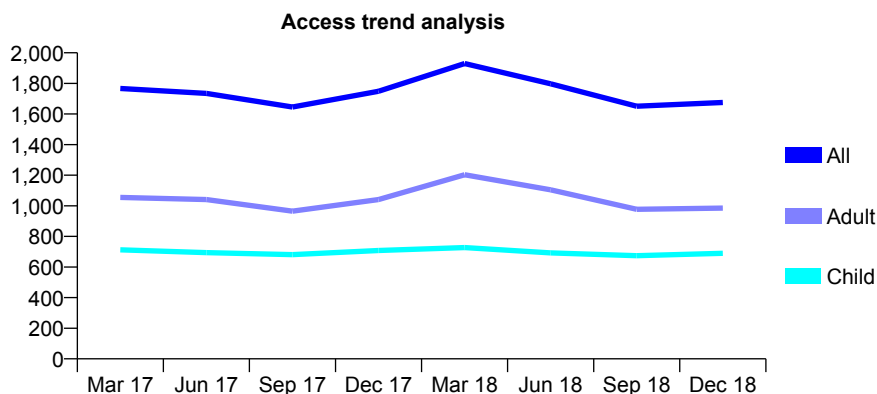
Q48 - Vital Signs At a Glance Contract Report for 787914/0001 - December 2018

Name or company name	MR P SMITH
Contract type name	PDS Contract
Purpose of contract	General
Contract start date	01/01/2011
Contract end date	31/12/2020

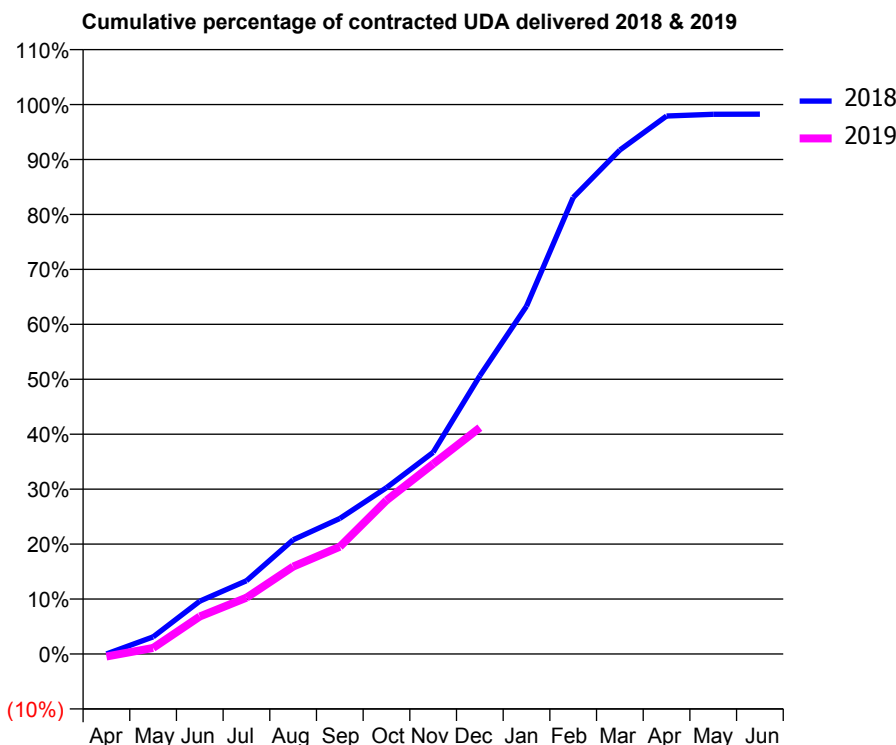
18/19 Contracted general activity (UDA)	3,200
Carry forward general activity (UDA)	56
18/19 Contracted orthodontic activity (UOA)	0
Carry forward orthodontic activity (UOA)	0
Baseline contract value	£110,368.33

ACCESS*

Patients seen in 24 months	Total	Change since previous quarter
Quarter ending December 2017	1,749	
Quarter ending March 2018	1,930	↑
Quarter ending June 2018	1,797	↓
Quarter ending September 2018	1,651	↓
Quarter ending December 2018	1,675	→
Variance since December 2017	(4.2%)	↓



ACTIVITY



Adjusted Scheduled Activity (UDA)		
Month	2018	2019
April	0	-15
May	99	35
June	308	219
July	427	328
August	665	509
September	789	625
October	968	895
November	1,174	1,107
December	1,620	1,318
January	2,026	
February	2,659	
March	2,935	
April	3,133	
May	3,143	
June	3,144	

QUALITY

	Quantity	Base Number	Contract	AT	Region	England
% of FP17s for the same patient ID Re-attending within 3 months - Children	119	885	13.4%	11.4%	12.3%	11.8%
% of FP17s for the same patient ID Re-attending within 3 months - Adults	88	683	12.9%	16.6%	15.8%	15.6%
% of FP17s for the same patient ID Re-attending between 3 & 9 months - Children	586	885	66.2%	54.3%	60.1%	58.8%
% of FP17s for the same patient ID Re-attending between 3 & 9 months - Adults	297	683	43.5%	45.0%	53.3%	51.0%
% of FP17s for Band 1 Urgent Courses	63	954	6.6%	11.8%	9.0%	9.0%
% of FP17s Relating to Free Repair or Replacements	0	954	0.0%	0.9%	1.0%	0.8%
% of FP17s Relating to Continuations	8	954	0.8%	1.2%	1.0%	0.9%
% of Patients satisfied with the dentistry they have received	2	2	N/A	91.0%	93.8%	93.2%
% of Patients satisfied with the time they had to wait for an appointment	2	2	N/A	89.4%	89.4%	88.3%

* This is based on patients treated on this contract for their most recent course of treatment. Figures in italics indicate the base number of FP17s or Patient Questionnaire responses are less than 100. N/A is shown where the base number of responses is less than 10 during the period. % is calculated as Quantity/Base number*100

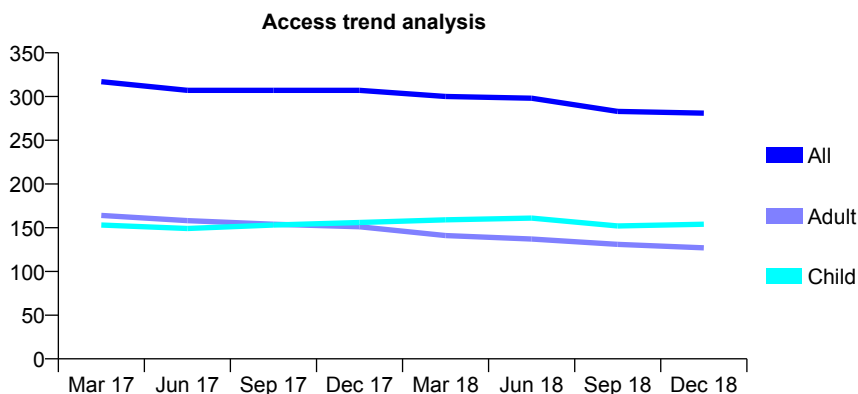
Q48 - Vital Signs At a Glance Contract Report for 803499/0001 - December 2018

Name or company name	MR SA CROSTON
Contract type name	GDS Contract
Purpose of contract	General
Contract start date	01/04/2006
Contract end date	

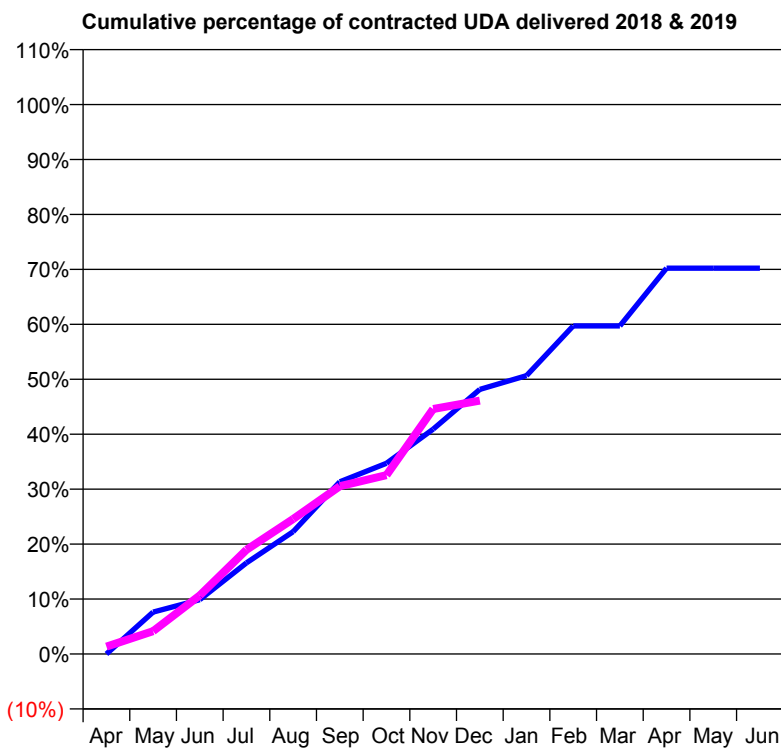
18/19 Contracted general activity (UDA)	1,200
Carry forward general activity (UDA)	0
18/19 Contracted orthodontic activity (UOA)	0
Carry forward orthodontic activity (UOA)	0
Baseline contract value	£31,481.34

ACCESS*

Patients seen in 24 months	Total	Change since previous quarter
Quarter ending December 2017	307	
Quarter ending March 2018	300	↓
Quarter ending June 2018	298	→
Quarter ending September 2018	283	↓
Quarter ending December 2018	281	→
Variance since December 2017	(8.5%)	↓



ACTIVITY



Adjusted Scheduled Activity (UDA)		
Month	2018	2019
April	0	16
May	92	50
June	119	128
July	199	228
August	267	295
September	376	367
October	417	391
November	491	535
December	578	553
January	608	
February	717	
March	717	
April	843	
May	843	
June	843	

QUALITY

	Quantity	Base Number	Contract	AT	Region	England
% of FP17s for the same patient ID Re-attending within 3 months - Children	4	202	2.0%	11.4%	12.3%	11.8%
% of FP17s for the same patient ID Re-attending within 3 months - Adults	24	156	15.4%	16.6%	15.8%	15.6%
% of FP17s for the same patient ID Re-attending between 3 & 9 months - Children	151	202	74.8%	54.3%	60.1%	58.8%
% of FP17s for the same patient ID Re-attending between 3 & 9 months - Adults	91	156	58.3%	45.0%	53.3%	51.0%
% of FP17s for Band 1 Urgent Courses	17	310	5.5%	11.8%	9.0%	9.0%
% of FP17s Relating to Free Repair or Replacements	1	310	0.3%	0.9%	1.0%	0.8%
% of FP17s Relating to Continuations	1	310	0.3%	1.2%	1.0%	0.9%
% of Patients satisfied with the dentistry they have received	0	0	N/A	91.0%	93.8%	93.2%
% of Patients satisfied with the time they had to wait for an appointment	0	0	N/A	89.4%	89.4%	88.3%

* This is based on patients treated on this contract for their most recent course of treatment. Figures in italics indicate the base number of FP17s or Patient Questionnaire responses are less than 100. N/A is shown where the base number of responses is less than 10 during the period. % is calculated as Quantity/Base number*100

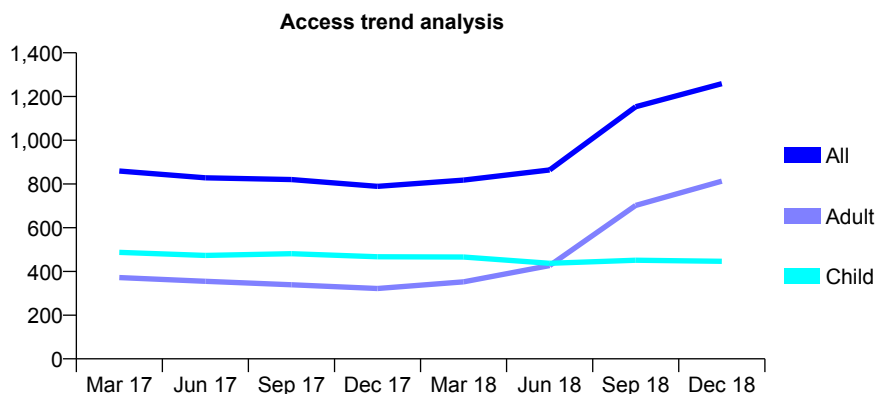
Q48 - Vital Signs At a Glance Contract Report for 809101/0001 - December 2018

Name or company name	MR PA KNIGHT
Contract type name	GDS Contract
Purpose of contract	General
Contract start date	01/04/2006
Contract end date	

18/19 Contracted general activity (UDA)	3,222
Carry forward general activity (UDA)	0
18/19 Contracted orthodontic activity (UOA)	0
Carry forward orthodontic activity (UOA)	0
Baseline contract value	£97,911.61

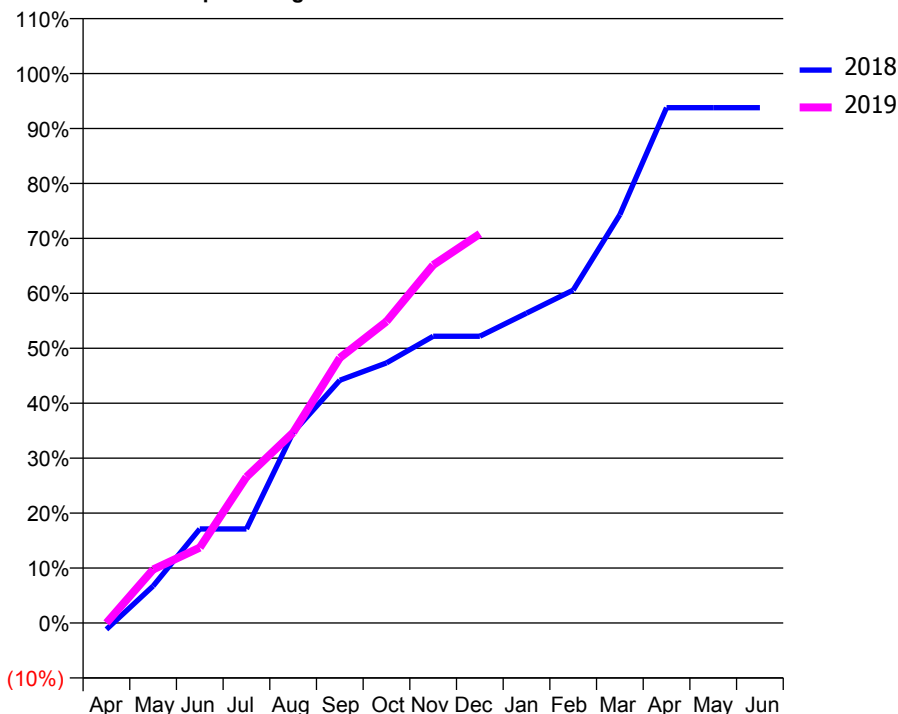
ACCESS*

Patients seen in 24 months	Total	Change since previous quarter
Quarter ending December 2017	789	
Quarter ending March 2018	818	↑
Quarter ending June 2018	864	↑
Quarter ending September 2018	1,153	↑
Quarter ending December 2018	1,259	↑
Variance since December 2017	59.6%	↑



ACTIVITY

Cumulative percentage of contracted UDA delivered 2018 & 2019



Month	Adjusted Scheduled Activity (UDA)	
	2018	2019
April	-26	0
May	150	314
June	381	442
July	381	857
August	771	1,117
September	982	1,554
October	1,052	1,768
November	1,159	2,099
December	1,159	2,282
January	1,253	
February	1,346	
March	1,651	
April	2,084	
May	2,084	
June	2,084	

QUALITY

	Quantity	Base Number	Contract	AT	Region	England
% of FP17s for the same patient ID Re-attending within 3 months - Children	30	390	7.7%	11.4%	12.3%	11.8%
% of FP17s for the same patient ID Re-attending within 3 months - Adults	66	865	7.6%	16.6%	15.8%	15.6%
% of FP17s for the same patient ID Re-attending between 3 & 9 months - Children	139	390	35.6%	54.3%	60.1%	58.8%
% of FP17s for the same patient ID Re-attending between 3 & 9 months - Adults	137	865	15.8%	45.0%	53.3%	51.0%
% of FP17s for Band 1 Urgent Courses	55	1,115	4.9%	11.8%	9.0%	9.0%
% of FP17s Relating to Free Repair or Replacements	0	1,115	0.0%	0.9%	1.0%	0.8%
% of FP17s Relating to Continuations	18	1,115	1.6%	1.2%	1.0%	0.9%
% of Patients satisfied with the dentistry they have received	5	5	N/A	91.0%	93.8%	93.2%
% of Patients satisfied with the time they had to wait for an appointment	5	5	N/A	89.4%	89.4%	88.3%

* This is based on patients treated on this contract for their most recent course of treatment. Figures in italics indicate the base number of FP17s or Patient Questionnaire responses are less than 100. N/A is shown where the base number of responses is less than 10 during the period. % is calculated as Quantity/Base number*100

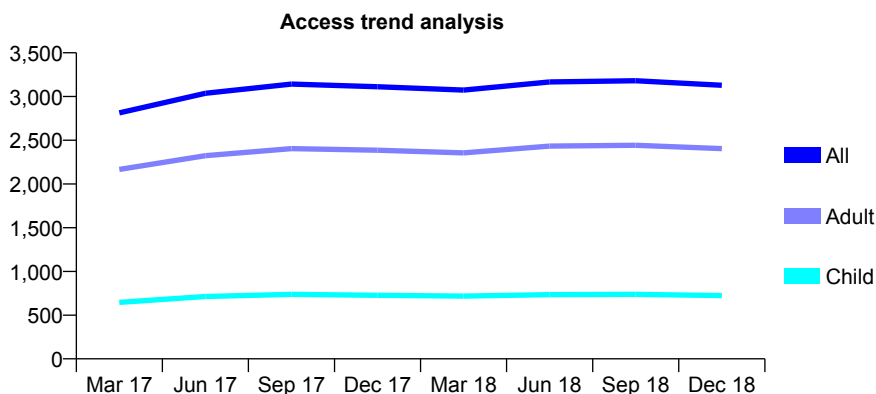
Q48 - Vital Signs At a Glance Contract Report for 841986/0001 - December 2018

Name or company name	MR AP AYRES
Contract type name	PDS Contract
Purpose of contract	General
Contract start date	01/04/2006
Contract end date	31/03/2020

18/19 Contracted general activity (UDA)	9,500
Carry forward general activity (UDA)	283
18/19 Contracted orthodontic activity (UOA)	0
Carry forward orthodontic activity (UOA)	0
Baseline contract value	£280,726.63

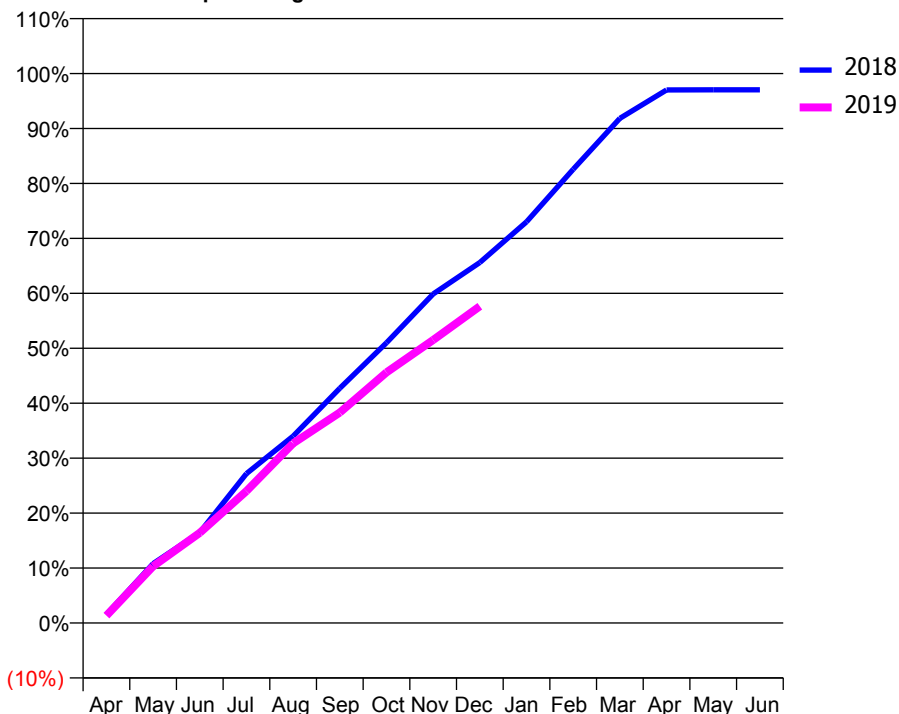
ACCESS*

Patients seen in 24 months	Total	Change since previous quarter
Quarter ending December 2017	3,112	
Quarter ending March 2018	3,074	↓
Quarter ending June 2018	3,167	↑
Quarter ending September 2018	3,180	→
Quarter ending December 2018	3,129	↓
Variance since December 2017	0.5%	→



ACTIVITY

Cumulative percentage of contracted UDA delivered 2018 & 2019



Month	Adjusted Scheduled Activity (UDA)	
	2018	2019
April	149	129
May	1,027	981
June	1,566	1,561
July	2,584	2,282
August	3,232	3,107
September	4,058	3,639
October	4,845	4,334
November	5,689	4,893
December	6,233	5,477
January	6,937	
February	7,843	
March	8,724	
April	9,216	
May	9,217	
June	9,217	

QUALITY

	Quantity	Base Number	Contract	AT	Region	England
% of FP17s for the same patient ID Re-attending within 3 months - Children	51	783	6.5%	11.4%	12.3%	11.8%
% of FP17s for the same patient ID Re-attending within 3 months - Adults	347	2,555	13.6%	16.6%	15.8%	15.6%
% of FP17s for the same patient ID Re-attending between 3 & 9 months - Children	540	783	69.0%	54.3%	60.1%	58.8%
% of FP17s for the same patient ID Re-attending between 3 & 9 months - Adults	1,623	2,555	63.5%	45.0%	53.3%	51.0%
% of FP17s for Band 1 Urgent Courses	289	3,092	9.3%	11.8%	9.0%	9.0%
% of FP17s Relating to Free Repair or Replacements	37	3,092	1.2%	0.9%	1.0%	0.8%
% of FP17s Relating to Continuations	39	3,092	1.3%	1.2%	1.0%	0.9%
% of Patients satisfied with the dentistry they have received	4	4	N/A	91.0%	93.8%	93.2%
% of Patients satisfied with the time they had to wait for an appointment	4	4	N/A	89.4%	89.4%	88.3%

* This is based on patients treated on this contract for their most recent course of treatment. Figures in italics indicate the base number of FP17s or Patient Questionnaire responses are less than 100. N/A is shown where the base number of responses is less than 10 during the period. % is calculated as Quantity/Base number*100

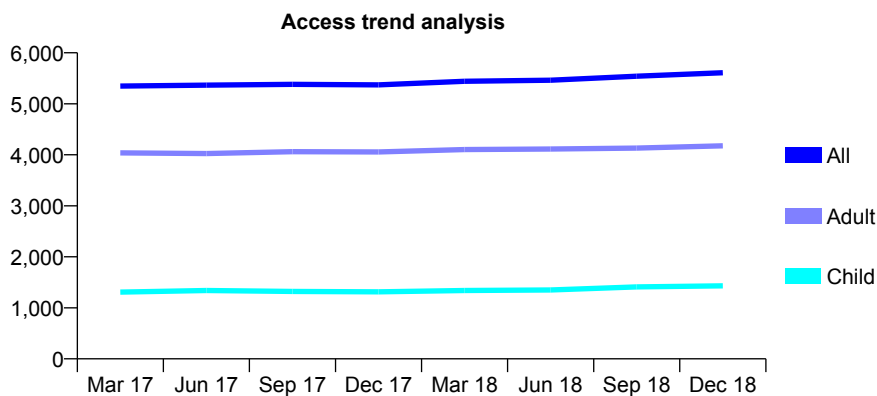
Q48 - Vital Signs At a Glance Contract Report for 851302/0001 - December 2018

Name or company name	MR RK NAGPAUL
Contract type name	GDS Contract
Purpose of contract	General
Contract start date	01/04/2006
Contract end date	

18/19 Contracted general activity (UDA)	21,820
Carry forward general activity (UDA)	0
18/19 Contracted orthodontic activity (UOA)	0
Carry forward orthodontic activity (UOA)	0
Baseline contract value	£546,561.95

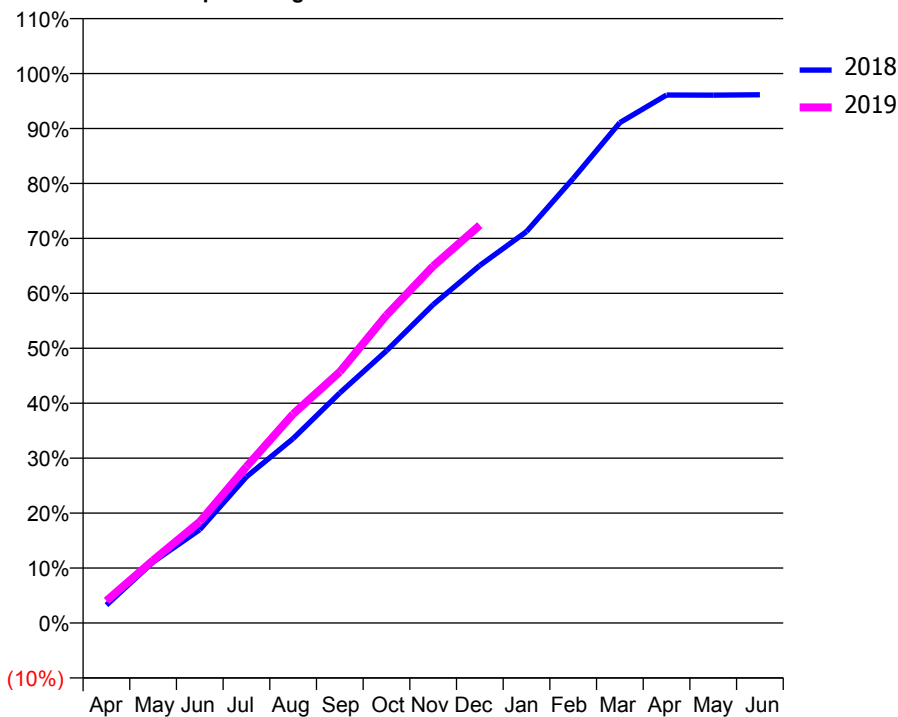
ACCESS*

Patients seen in 24 months	Total	Change since previous quarter
Quarter ending December 2017	5,370	
Quarter ending March 2018	5,442	→
Quarter ending June 2018	5,464	→
Quarter ending September 2018	5,542	→
Quarter ending December 2018	5,608	→
Variance since December 2017	4.4%	↑



ACTIVITY

Cumulative percentage of contracted UDA delivered 2018 & 2019



Month	Adjusted Scheduled Activity (UDA)	
	2018	2019
April	712	879
May	2,423	2,489
June	3,711	4,020
July	5,807	6,208
August	7,328	8,301
September	9,138	9,973
October	10,809	12,226
November	12,642	14,172
December	14,199	15,795
January	15,544	
February	17,648	
March	19,871	
April	20,964	
May	20,963	
June	20,979	

QUALITY

	Quantity	Base Number	Contract	AT	Region	England
% of FP17s for the same patient ID Re-attending within 3 months - Children	290	2,019	14.4%	11.4%	12.3%	11.8%
% of FP17s for the same patient ID Re-attending within 3 months - Adults	975	4,930	19.8%	16.6%	15.8%	15.6%
% of FP17s for the same patient ID Re-attending between 3 & 9 months - Children	1,221	2,019	60.5%	54.3%	60.1%	58.8%
% of FP17s for the same patient ID Re-attending between 3 & 9 months - Adults	2,763	4,930	56.0%	45.0%	53.3%	51.0%
% of FP17s for Band 1 Urgent Courses	806	6,595	12.2%	11.8%	9.0%	9.0%
% of FP17s Relating to Free Repair or Replacements	129	6,595	2.0%	0.9%	1.0%	0.8%
% of FP17s Relating to Continuations	15	6,595	0.2%	1.2%	1.0%	0.9%
% of Patients satisfied with the dentistry they have received	2	2	N/A	91.0%	93.8%	93.2%
% of Patients satisfied with the time they had to wait for an appointment	2	2	N/A	89.4%	89.4%	88.3%

* This is based on patients treated on this contract for their most recent course of treatment. Figures in italics indicate the base number of FP17s or Patient Questionnaire responses are less than 100. N/A is shown where the base number of responses is less than 10 during the period. % is calculated as Quantity/Base number*100

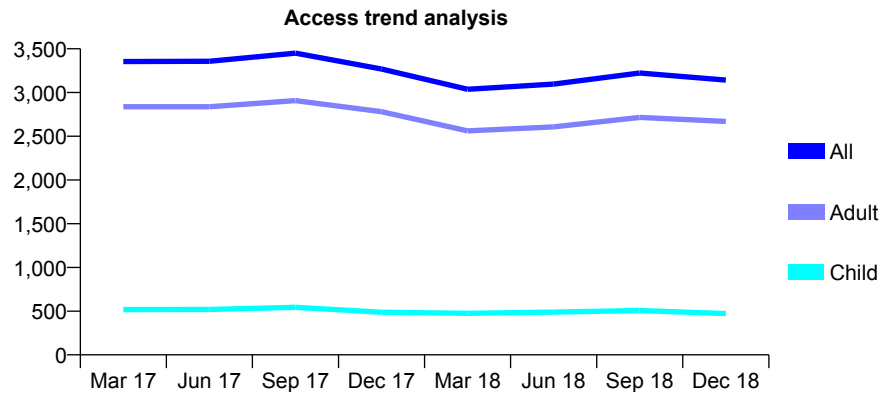
Q48 - Vital Signs At a Glance Contract Report for 895067/0003 - December 2018

Name or company name	FairField Dental Surgery
Contract type name	GDS Contract
Purpose of contract	General and Orthodontic
Contract start date	01/04/2010
Contract end date	

18/19 Contracted general activity (UDA)	9,977
Carry forward general activity (UDA)	55
18/19 Contracted orthodontic activity (UOA)	0
Carry forward orthodontic activity (UOA)	0
Baseline contract value	£309,087.21

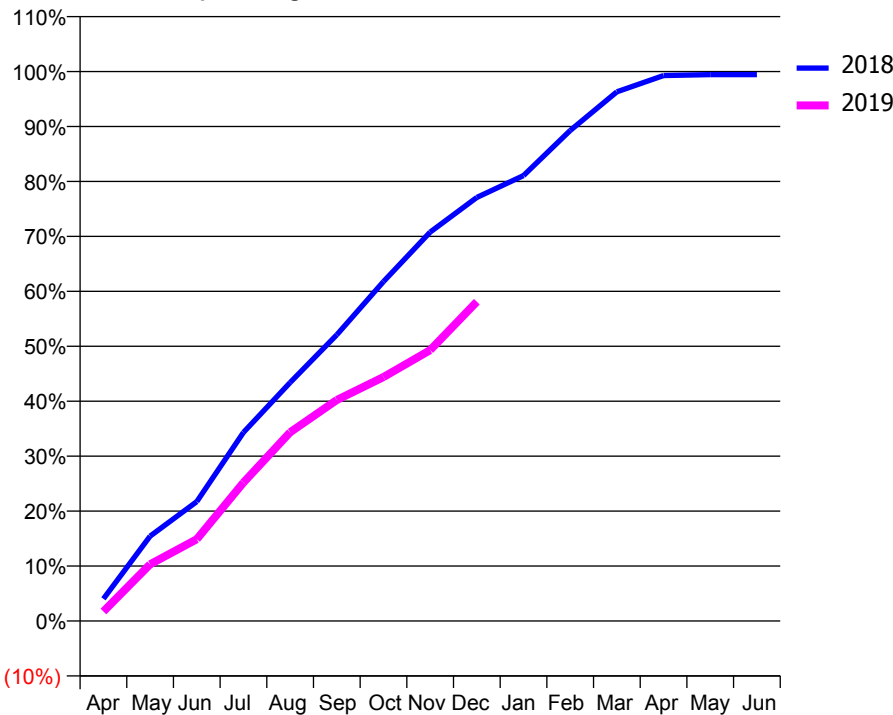
ACCESS*

Patients seen in 24 months	Total	Change since previous quarter
Quarter ending December 2017	3,269	
Quarter ending March 2018	3,037	↓
Quarter ending June 2018	3,096	→
Quarter ending September 2018	3,223	↑
Quarter ending December 2018	3,142	↓
Variance since December 2017	(3.9%)	↓



ACTIVITY

Cumulative percentage of contracted UDA delivered 2018 & 2019



Month	Adjusted Scheduled Activity (UDA)	
	2018	2019
April	404	173
May	1,542	1,031
June	2,169	1,486
July	3,425	2,514
August	4,331	3,428
September	5,198	4,013
October	6,162	4,429
November	7,060	4,918
December	7,690	5,797
January	8,087	
February	8,905	
March	9,608	
April	9,902	
May	9,922	
June	9,922	

QUALITY

	Quantity	Base Number	Contract	AT	Region	England
% of FP17s for the same patient ID Re-attending within 3 months - Children	46	550	8.4%	11.4%	12.3%	11.8%
% of FP17s for the same patient ID Re-attending within 3 months - Adults	508	2,849	17.8%	16.6%	15.8%	15.6%
% of FP17s for the same patient ID Re-attending between 3 & 9 months - Children	316	550	57.5%	54.3%	60.1%	58.8%
% of FP17s for the same patient ID Re-attending between 3 & 9 months - Adults	1,300	2,849	45.6%	45.0%	53.3%	51.0%
% of FP17s for Band 1 Urgent Courses	519	3,258	15.9%	11.8%	9.0%	9.0%
% of FP17s Relating to Free Repair or Replacements	51	3,258	1.6%	0.9%	1.0%	0.8%
% of FP17s Relating to Continuations	50	3,258	1.5%	1.2%	1.0%	0.9%
% of Patients satisfied with the dentistry they have received	2	2	N/A	91.0%	93.8%	93.2%
% of Patients satisfied with the time they had to wait for an appointment	2	2	N/A	89.4%	89.4%	88.3%

* This is based on patients treated on this contract for their most recent course of treatment. Figures in italics indicate the base number of FP17s or Patient Questionnaire responses are less than 100. N/A is shown where the base number of responses is less than 10 during the period. % is calculated as Quantity/Base number*100

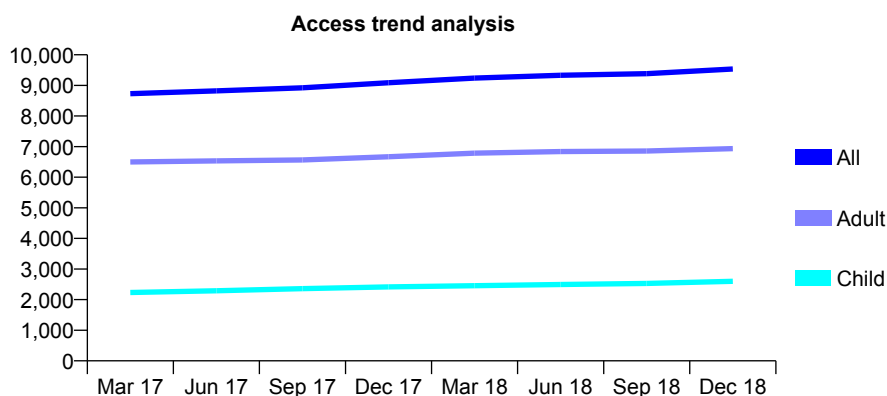
Q48 - Vital Signs At a Glance Contract Report for 905925/0002 - December 2018

Name or company name	Broadway Dental Partnership
Contract type name	GDS Contract
Purpose of contract	General
Contract start date	01/04/2006
Contract end date	

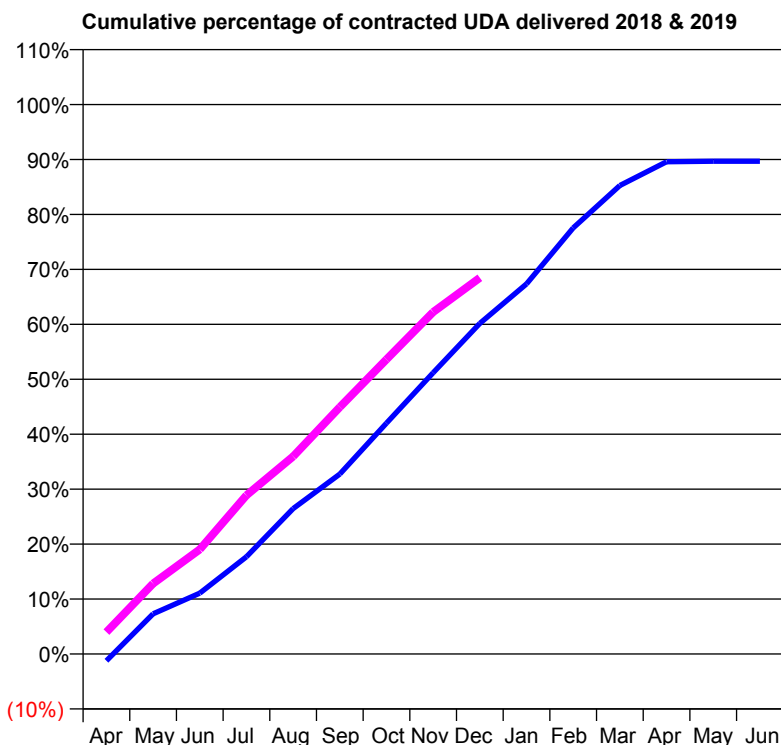
18/19 Contracted general activity (UDA)	30,000
Carry forward general activity (UDA)	0
18/19 Contracted orthodontic activity (UOA)	0
Carry forward orthodontic activity (UOA)	0
Baseline contract value	£787,033.52

ACCESS*

Patients seen in 24 months	Total	Change since previous quarter
Quarter ending December 2017	9,089	
Quarter ending March 2018	9,239	→
Quarter ending June 2018	9,332	→
Quarter ending September 2018	9,384	→
Quarter ending December 2018	9,535	→
Variance since December 2017	4.9%	↑



ACTIVITY



Month	Adjusted Scheduled Activity (UDA)	
	2018	2019
April	-374	1,199
May	2,194	3,845
June	3,320	5,711
July	5,314	8,668
August	7,936	10,789
September	9,828	13,477
October	12,605	16,083
November	15,361	18,666
December	18,049	20,537
January	20,205	
February	23,264	
March	25,579	
April	26,872	
May	26,901	
June	26,905	

QUALITY

	Quantity	Base Number	Contract	AT	Region	England
% of FP17s for the same patient ID Re-attending within 3 months - Children	200	2,533	7.9%	11.4%	12.3%	11.8%
% of FP17s for the same patient ID Re-attending within 3 months - Adults	1,121	6,462	17.3%	16.6%	15.8%	15.6%
% of FP17s for the same patient ID Re-attending between 3 & 9 months - Children	1,181	2,533	46.6%	54.3%	60.1%	58.8%
% of FP17s for the same patient ID Re-attending between 3 & 9 months - Adults	2,448	6,462	37.9%	45.0%	53.3%	51.0%
% of FP17s for Band 1 Urgent Courses	1,142	8,503	13.4%	11.8%	9.0%	9.0%
% of FP17s Relating to Free Repair or Replacements	106	8,503	1.2%	0.9%	1.0%	0.8%
% of FP17s Relating to Continuations	53	8,503	0.6%	1.2%	1.0%	0.9%
% of Patients satisfied with the dentistry they have received	7	7	N/A	91.0%	93.8%	93.2%
% of Patients satisfied with the time they had to wait for an appointment	7	7	N/A	89.4%	89.4%	88.3%

* This is based on patients treated on this contract for their most recent course of treatment. Figures in italics indicate the base number of FP17s or Patient Questionnaire responses are less than 100. N/A is shown where the base number of responses is less than 10 during the period. % is calculated as Quantity/Base number*100

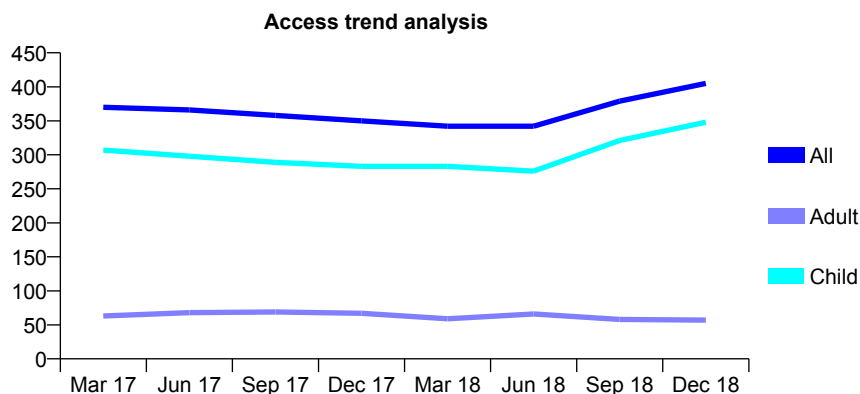
Q48 - Vital Signs At a Glance Contract Report for 906840/0001 - December 2018

Name or company name	HM Lloyd and David Baker
Contract type name	GDS Contract
Purpose of contract	General
Contract start date	01/04/2006
Contract end date	

18/19 Contracted general activity (UDA)	886
Carry forward general activity (UDA)	0
18/19 Contracted orthodontic activity (UOA)	0
Carry forward orthodontic activity (UOA)	0
Baseline contract value	£33,879.12

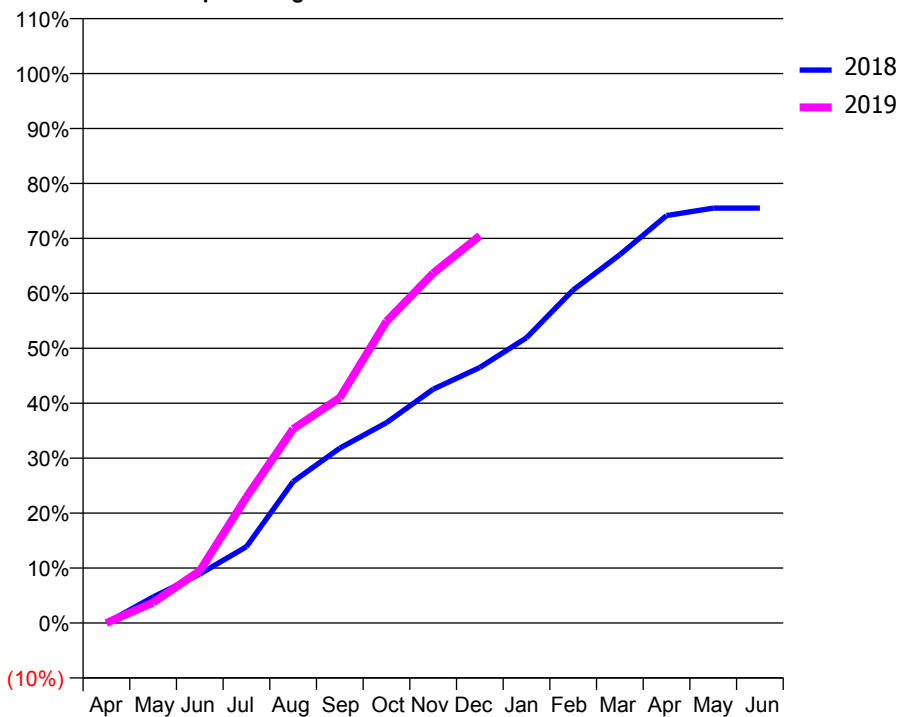
ACCESS*

Patients seen in 24 months	Total	Change since previous quarter
Quarter ending December 2017	350	
Quarter ending March 2018	342	↓
Quarter ending June 2018	342	→
Quarter ending September 2018	379	↑
Quarter ending December 2018	405	↑
Variance since December 2017	15.7%	↑



ACTIVITY

Cumulative percentage of contracted UDA delivered 2018 & 2019



Month	Adjusted Scheduled Activity (UDA)	
	2018	2019
April	0	0
May	42	33
June	79	84
July	123	203
August	228	313
September	282	363
October	323	486
November	377	564
December	412	624
January	460	
February	537	
March	594	
April	657	
May	669	
June	669	

QUALITY

	Quantity	Base Number	Contract	AT	Region	England
% of FP17s for the same patient ID Re-attending within 3 months - Children	64	492	13.0%	11.4%	12.3%	11.8%
% of FP17s for the same patient ID Re-attending within 3 months - Adults	1	17	5.9%	16.6%	15.8%	15.6%
% of FP17s for the same patient ID Re-attending between 3 & 9 months - Children	278	492	56.5%	54.3%	60.1%	58.8%
% of FP17s for the same patient ID Re-attending between 3 & 9 months - Adults	10	17	58.8%	45.0%	53.3%	51.0%
% of FP17s for Band 1 Urgent Courses	33	467	7.1%	11.8%	9.0%	9.0%
% of FP17s Relating to Free Repair or Replacements	0	467	0.0%	0.9%	1.0%	0.8%
% of FP17s Relating to Continuations	1	467	0.2%	1.2%	1.0%	0.9%
% of Patients satisfied with the dentistry they have received	1	1	N/A	91.0%	93.8%	93.2%
% of Patients satisfied with the time they had to wait for an appointment	1	1	N/A	89.4%	89.4%	88.3%

* This is based on patients treated on this contract for their most recent course of treatment. Figures in italics indicate the base number of FP17s or Patient Questionnaire responses are less than 100. N/A is shown where the base number of responses is less than 10 during the period. % is calculated as Quantity/Base number*100

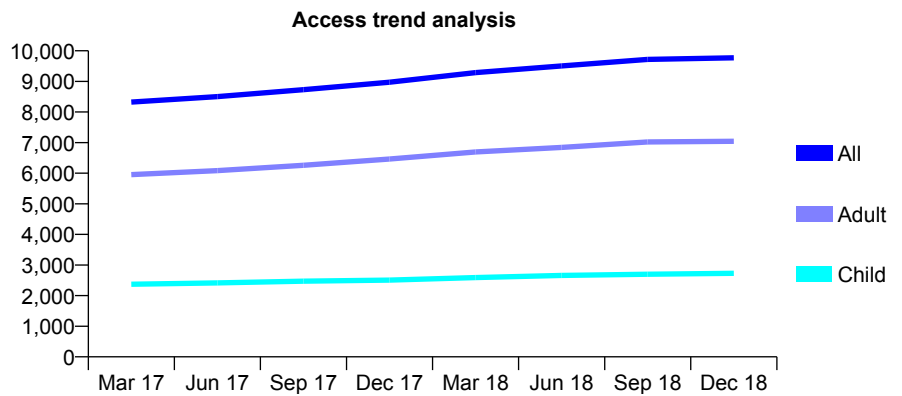
Q48 - Vital Signs At a Glance Contract Report for 907995/0001 - December 2018

Name or company name	MR RJ HOLLINS
Contract type name	GDS Contract
Purpose of contract	General
Contract start date	01/04/2006
Contract end date	

18/19 Contracted general activity (UDA)	33,210
Carry forward general activity (UDA)	0
18/19 Contracted orthodontic activity (UOA)	0
Carry forward orthodontic activity (UOA)	0
Baseline contract value	£876,653.94

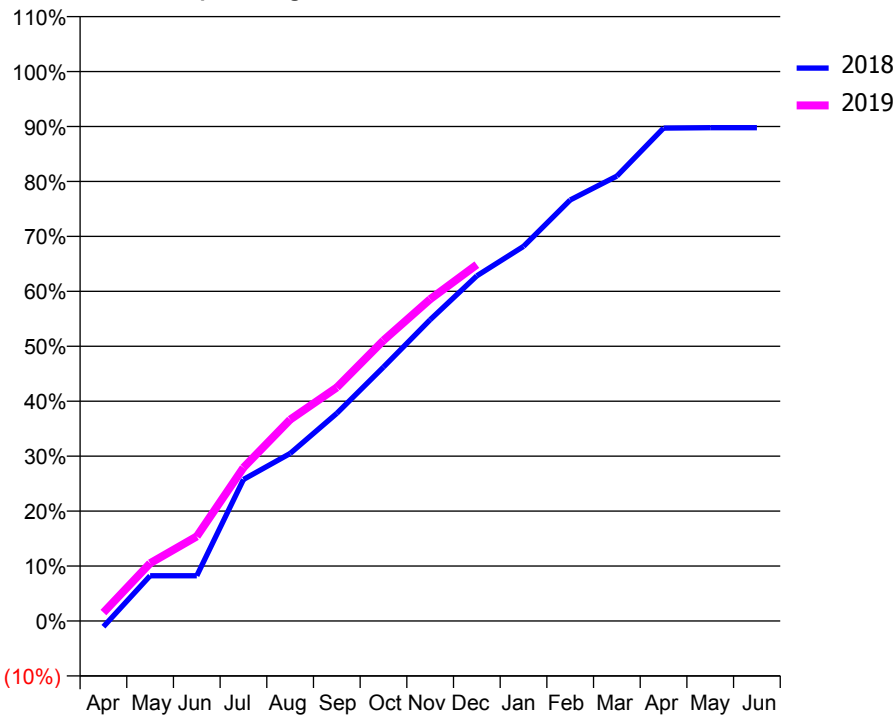
ACCESS*

Patients seen in 24 months	Total	Change since previous quarter
Quarter ending December 2017	8,973	
Quarter ending March 2018	9,286	↑
Quarter ending June 2018	9,504	↑
Quarter ending September 2018	9,721	↑
Quarter ending December 2018	9,770	→
Variance since December 2017	8.9%	↑



ACTIVITY

Cumulative percentage of contracted UDA delivered 2018 & 2019



Month	Adjusted Scheduled Activity (UDA)	
	2018	2019
April	-354	515
May	2,738	3,496
June	2,738	5,112
July	8,558	9,272
August	10,128	12,176
September	12,555	14,118
October	15,352	16,963
November	18,210	19,447
December	20,861	21,534
January	22,638	
February	25,447	
March	26,889	
April	29,788	
May	29,811	
June	29,811	

QUALITY

	Quantity	Base Number	Contract	AT	Region	England
% of FP17s for the same patient ID Re-attending within 3 months - Children	298	2,834	10.5%	11.4%	12.3%	11.8%
% of FP17s for the same patient ID Re-attending within 3 months - Adults	1,412	6,823	20.7%	16.6%	15.8%	15.6%
% of FP17s for the same patient ID Re-attending between 3 & 9 months - Children	1,292	2,834	45.6%	54.3%	60.1%	58.8%
% of FP17s for the same patient ID Re-attending between 3 & 9 months - Adults	2,427	6,823	35.6%	45.0%	53.3%	51.0%
% of FP17s for Band 1 Urgent Courses	1,646	8,610	19.1%	11.8%	9.0%	9.0%
% of FP17s Relating to Free Repair or Replacements	109	8,610	1.3%	0.9%	1.0%	0.8%
% of FP17s Relating to Continuations	121	8,610	1.4%	1.2%	1.0%	0.9%
% of Patients satisfied with the dentistry they have received	4	4	N/A	91.0%	93.8%	93.2%
% of Patients satisfied with the time they had to wait for an appointment	4	4	N/A	89.4%	89.4%	88.3%

* This is based on patients treated on this contract for their most recent course of treatment. Figures in italics indicate the base number of FP17s or Patient Questionnaire responses are less than 100. N/A is shown where the base number of responses is less than 10 during the period. % is calculated as Quantity/Base number*100

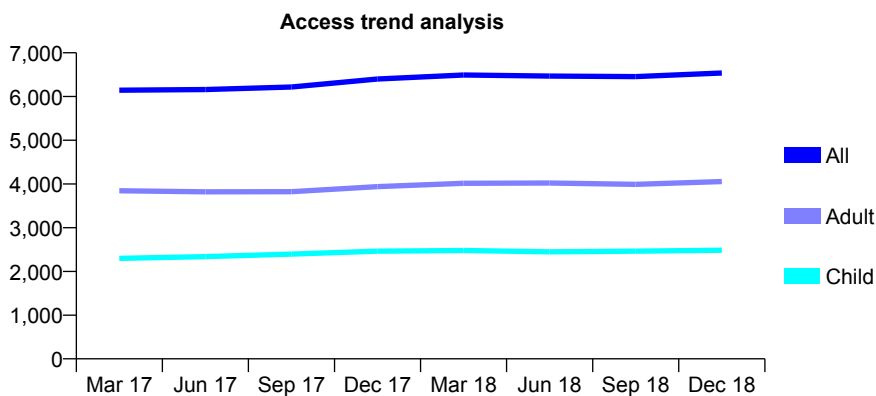
Q48 - Vital Signs At a Glance Contract Report for 907995/0002 - December 2018

Name or company name	MR RJ HOLLINS
Contract type name	GDS Contract
Purpose of contract	General
Contract start date	02/01/2009
Contract end date	

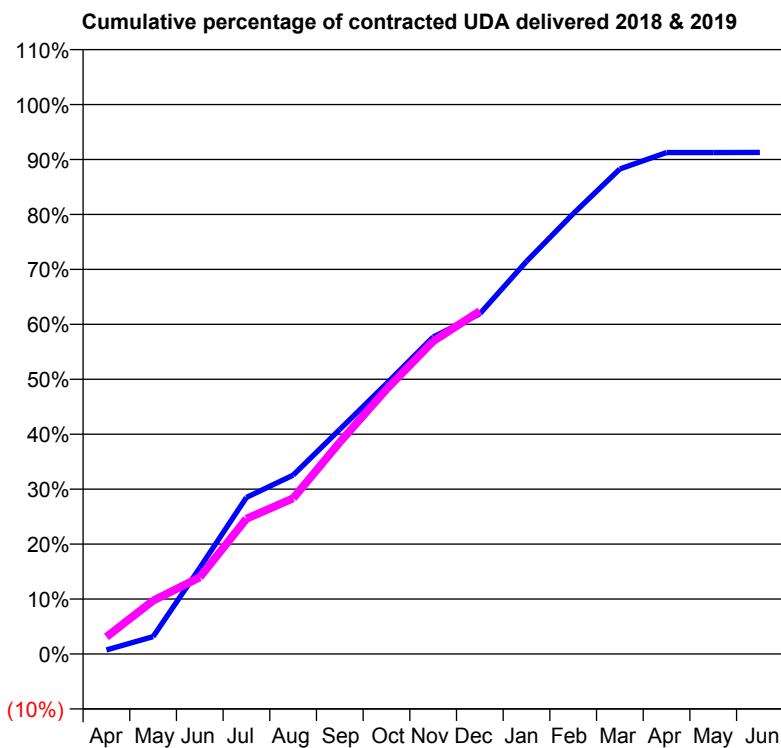
18/19 Contracted general activity (UDA)	20,210
Carry forward general activity (UDA)	0
18/19 Contracted orthodontic activity (UOA)	0
Carry forward orthodontic activity (UOA)	0
Baseline contract value	£530,202.50

ACCESS*

Patients seen in 24 months	Total	Change since previous quarter
Quarter ending December 2017	6,402	
Quarter ending March 2018	6,493	→
Quarter ending June 2018	6,468	→
Quarter ending September 2018	6,455	→
Quarter ending December 2018	6,539	→
Variance since December 2017	2.1%	↑



ACTIVITY



Month	Adjusted Scheduled Activity (UDA)	
	2018	2019
April	150	633
May	639	1,963
June	3,168	2,822
July	5,761	4,978
August	6,580	5,724
September	8,263	7,792
October	9,944	9,735
November	11,658	11,505
December	12,511	12,611
January	14,443	
February	16,192	
March	17,841	
April	18,444	
May	18,441	
June	18,445	

QUALITY

	Quantity	Base Number	Contract	AT	Region	England
% of FP17s for the same patient ID Re-attending within 3 months - Children	165	2,167	7.6%	11.4%	12.3%	11.8%
% of FP17s for the same patient ID Re-attending within 3 months - Adults	538	3,577	15.0%	16.6%	15.8%	15.6%
% of FP17s for the same patient ID Re-attending between 3 & 9 months - Children	1,023	2,167	47.2%	54.3%	60.1%	58.8%
% of FP17s for the same patient ID Re-attending between 3 & 9 months - Adults	1,622	3,577	45.3%	45.0%	53.3%	51.0%
% of FP17s for Band 1 Urgent Courses	671	5,468	12.3%	11.8%	9.0%	9.0%
% of FP17s Relating to Free Repair or Replacements	20	5,468	0.4%	0.9%	1.0%	0.8%
% of FP17s Relating to Continuations	27	5,468	0.5%	1.2%	1.0%	0.9%
% of Patients satisfied with the dentistry they have received	1	2	N/A	91.0%	93.8%	93.2%
% of Patients satisfied with the time they had to wait for an appointment	0	2	N/A	89.4%	89.4%	88.3%

* This is based on patients treated on this contract for their most recent course of treatment. Figures in italics indicate the base number of FP17s or Patient Questionnaire responses are less than 100. N/A is shown where the base number of responses is less than 10 during the period. % is calculated as Quantity/Base number*100

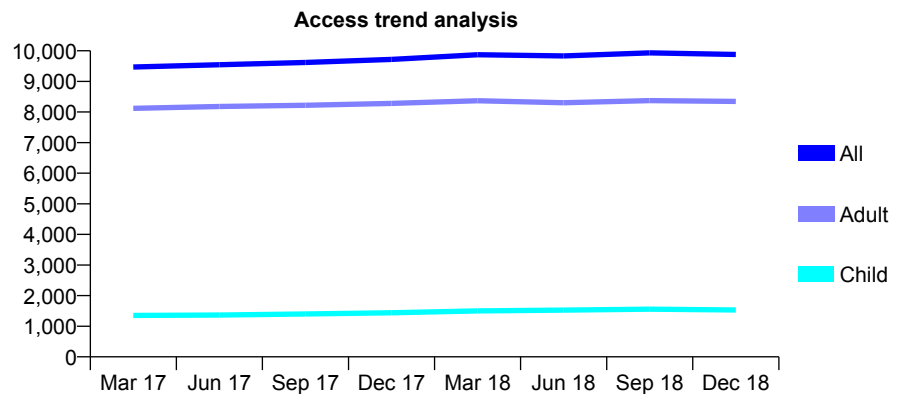
Q48 - Vital Signs At a Glance Contract Report for 907995/0003 - December 2018

Name or company name	MR RJ HOLLINS
Contract type name	GDS Contract
Purpose of contract	General
Contract start date	10/08/2009
Contract end date	

18/19 Contracted general activity (UDA)	28,000
Carry forward general activity (UDA)	0
18/19 Contracted orthodontic activity (UOA)	0
Carry forward orthodontic activity (UOA)	0
Baseline contract value	£810,556.51

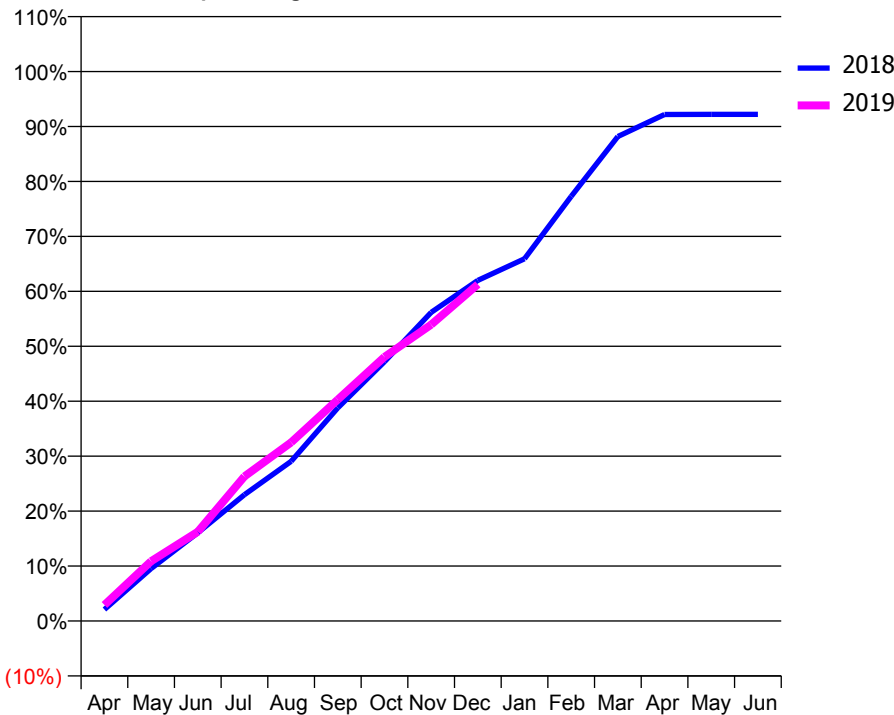
ACCESS*

Patients seen in 24 months	Total	Change since previous quarter
Quarter ending December 2017	9,717	
Quarter ending March 2018	9,870	→
Quarter ending June 2018	9,831	→
Quarter ending September 2018	9,931	→
Quarter ending December 2018	9,878	→
Variance since December 2017	1.7%	→



ACTIVITY

Cumulative percentage of contracted UDA delivered 2018 & 2019



Month	Adjusted Scheduled Activity (UDA)	
	2018	2019
April	588	817
May	2,673	3,048
June	4,497	4,547
July	6,438	7,368
August	8,139	9,100
September	10,862	11,279
October	13,213	13,456
November	15,724	15,103
December	17,358	17,153
January	18,456	
February	21,637	
March	24,690	
April	25,809	
May	25,815	
June	25,814	

QUALITY

	Quantity	Base Number	Contract	AT	Region	England
% of FP17s for the same patient ID Re-attending within 3 months - Children	123	1,465	8.4%	11.4%	12.3%	11.8%
% of FP17s for the same patient ID Re-attending within 3 months - Adults	1,147	7,068	16.2%	16.6%	15.8%	15.6%
% of FP17s for the same patient ID Re-attending between 3 & 9 months - Children	696	1,465	47.5%	54.3%	60.1%	58.8%
% of FP17s for the same patient ID Re-attending between 3 & 9 months - Adults	2,738	7,068	38.7%	45.0%	53.3%	51.0%
% of FP17s for Band 1 Urgent Courses	1,080	8,110	13.3%	11.8%	9.0%	9.0%
% of FP17s Relating to Free Repair or Replacements	68	8,110	0.8%	0.9%	1.0%	0.8%
% of FP17s Relating to Continuations	145	8,110	1.8%	1.2%	1.0%	0.9%
% of Patients satisfied with the dentistry they have received	6	6	N/A	91.0%	93.8%	93.2%
% of Patients satisfied with the time they had to wait for an appointment	6	6	N/A	89.4%	89.4%	88.3%

* This is based on patients treated on this contract for their most recent course of treatment. Figures in italics indicate the base number of FP17s or Patient Questionnaire responses are less than 100. N/A is shown where the base number of responses is less than 10 during the period. % is calculated as Quantity/Base number*100

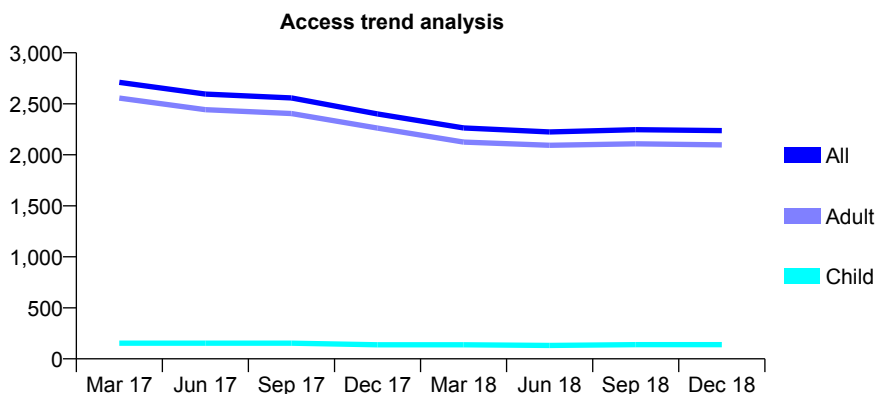
Q48 - Vital Signs At a Glance Contract Report for 907995/0005 - December 2018

Name or company name	MR RJ HOLLINS
Contract type name	PDS Contract
Purpose of contract	General
Contract start date	01/09/2012
Contract end date	31/03/2020

18/19 Contracted general activity (UDA)	3,674
Carry forward general activity (UDA)	0
18/19 Contracted orthodontic activity (UOA)	0
Carry forward orthodontic activity (UOA)	0
Baseline contract value	£244,955.08

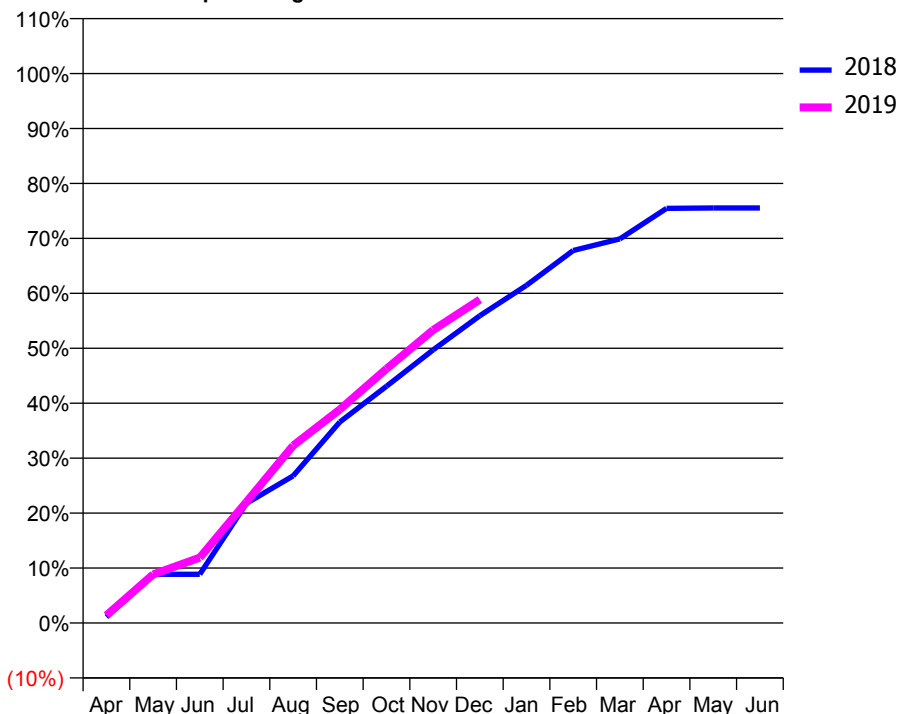
ACCESS*

Patients seen in 24 months	Total	Change since previous quarter
Quarter ending December 2017	2,400	
Quarter ending March 2018	2,263	↓
Quarter ending June 2018	2,224	↓
Quarter ending September 2018	2,247	→
Quarter ending December 2018	2,237	→
Variance since December 2017	(6.8%)	↓



ACTIVITY

Cumulative percentage of contracted UDA delivered 2018 & 2019



Month	Adjusted Scheduled Activity (UDA)	
	2018	2019
April	41	52
May	326	325
June	326	438
July	800	810
August	984	1,186
September	1,344	1,427
October	1,583	1,700
November	1,827	1,959
December	2,054	2,162
January	2,258	
February	2,491	
March	2,568	
April	2,773	
May	2,775	
June	2,775	

QUALITY

	Quantity	Base Number	Contract	AT	Region	England
% of FP17s for the same patient ID Re-attending within 3 months - Children	4	167	2.4%	11.4%	12.3%	11.8%
% of FP17s for the same patient ID Re-attending within 3 months - Adults	61	1,800	3.4%	16.6%	15.8%	15.6%
% of FP17s for the same patient ID Re-attending between 3 & 9 months - Children	1	167	0.6%	54.3%	60.1%	58.8%
% of FP17s for the same patient ID Re-attending between 3 & 9 months - Adults	39	1,800	2.2%	45.0%	53.3%	51.0%
% of FP17s for Band 1 Urgent Courses	1,778	1,792	99.2%	11.8%	9.0%	9.0%
% of FP17s Relating to Free Repair or Replacements	0	1,792	0.0%	0.9%	1.0%	0.8%
% of FP17s Relating to Continuations	0	1,792	0.0%	1.2%	1.0%	0.9%
% of Patients satisfied with the dentistry they have received	0	0	N/A	91.0%	93.8%	93.2%
% of Patients satisfied with the time they had to wait for an appointment	0	0	N/A	89.4%	89.4%	88.3%

* This is based on patients treated on this contract for their most recent course of treatment. Figures in italics indicate the base number of FP17s or Patient Questionnaire responses are less than 100. N/A is shown where the base number of responses is less than 10 during the period. % is calculated as Quantity/Base number*100

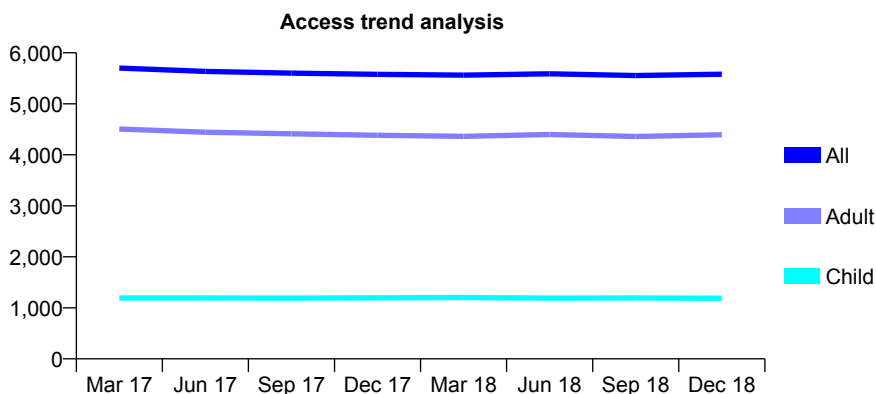
Q48 - Vital Signs At a Glance Contract Report for 909572/0001 - December 2018

Name or company name	MRS JC DUNNINGS
Contract type name	GDS Contract
Purpose of contract	General
Contract start date	01/04/2006
Contract end date	

18/19 Contracted general activity (UDA)	19,259
Carry forward general activity (UDA)	540
18/19 Contracted orthodontic activity (UOA)	0
Carry forward orthodontic activity (UOA)	0
Baseline contract value	£587,533.56

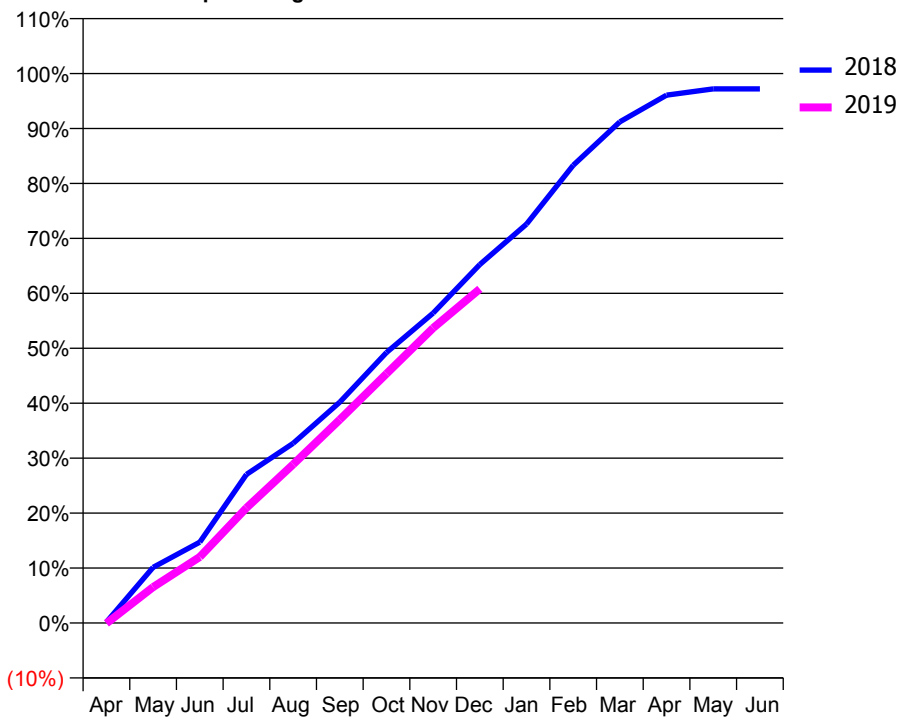
ACCESS*

Patients seen in 24 months	Total	Change since previous quarter
Quarter ending December 2017	5,579	
Quarter ending March 2018	5,563	→
Quarter ending June 2018	5,588	→
Quarter ending September 2018	5,554	→
Quarter ending December 2018	5,581	→
Variance since December 2017	0.0%	→



ACTIVITY

Cumulative percentage of contracted UDA delivered 2018 & 2019



Month	Adjusted Scheduled Activity (UDA)	
	2018	2019
April	36	-14
May	1,952	1,258
June	2,834	2,314
July	5,209	4,036
August	6,298	5,559
September	7,742	7,129
October	9,482	8,738
November	10,863	10,340
December	12,563	11,710
January	13,982	
February	16,040	
March	17,565	
April	18,499	
May	18,719	
June	18,719	

QUALITY

	Quantity	Base Number	Contract	AT	Region	England
% of FP17s for the same patient ID Re-attending within 3 months - Children	160	1,572	10.2%	11.4%	12.3%	11.8%
% of FP17s for the same patient ID Re-attending within 3 months - Adults	828	4,529	18.3%	16.6%	15.8%	15.6%
% of FP17s for the same patient ID Re-attending between 3 & 9 months - Children	1,072	1,572	68.2%	54.3%	60.1%	58.8%
% of FP17s for the same patient ID Re-attending between 3 & 9 months - Adults	1,276	4,529	28.2%	45.0%	53.3%	51.0%
% of FP17s for Band 1 Urgent Courses	754	5,663	13.3%	11.8%	9.0%	9.0%
% of FP17s Relating to Free Repair or Replacements	99	5,663	1.7%	0.9%	1.0%	0.8%
% of FP17s Relating to Continuations	81	5,663	1.4%	1.2%	1.0%	0.9%
% of Patients satisfied with the dentistry they have received	7	7	N/A	91.0%	93.8%	93.2%
% of Patients satisfied with the time they had to wait for an appointment	7	7	N/A	89.4%	89.4%	88.3%

* This is based on patients treated on this contract for their most recent course of treatment. Figures in italics indicate the base number of FP17s or Patient Questionnaire responses are less than 100. N/A is shown where the base number of responses is less than 10 during the period. % is calculated as Quantity/Base number*100

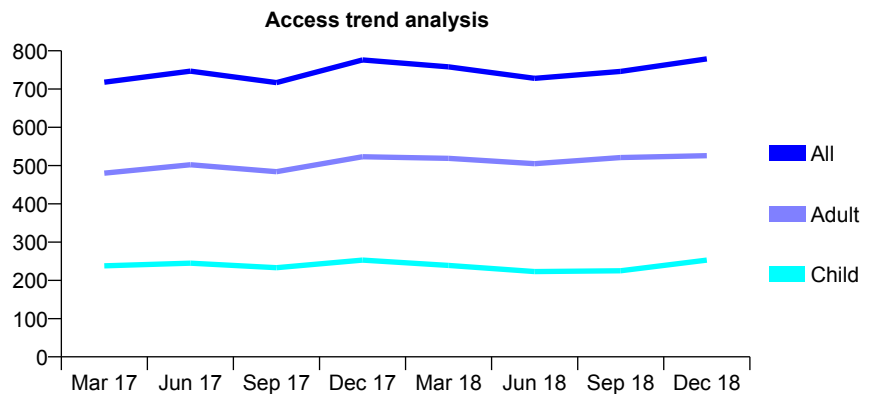
Q48 - Vital Signs At a Glance Contract Report for 914509/0001 - December 2018

Name or company name	MISS LS HUSAIN
Contract type name	GDS Contract
Purpose of contract	General
Contract start date	01/04/2006
Contract end date	

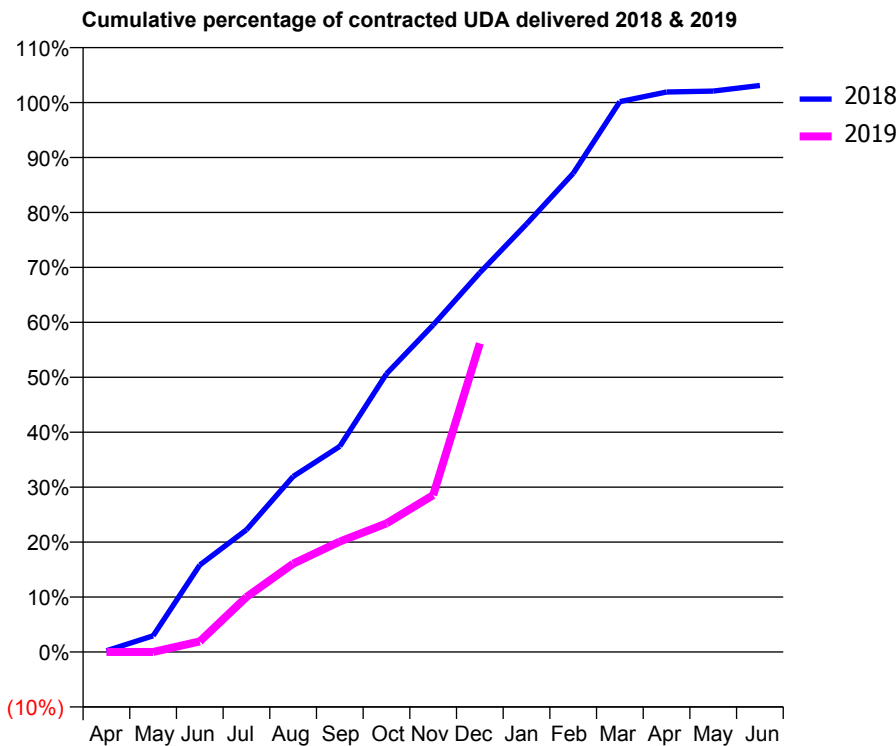
18/19 Contracted general activity (UDA)	2,656
Carry forward general activity (UDA)	0
18/19 Contracted orthodontic activity (UOA)	0
Carry forward orthodontic activity (UOA)	0
Baseline contract value	£137,429.80

ACCESS*

Patients seen in 24 months	Total	Change since previous quarter
Quarter ending December 2017	776	
Quarter ending March 2018	758	↓
Quarter ending June 2018	728	↓
Quarter ending September 2018	746	↑
Quarter ending December 2018	779	↑
Variance since December 2017	0.4%	→



ACTIVITY



Month	Adjusted Scheduled Activity (UDA)	
	2018	2019
April	6	0
May	78	0
June	420	51
July	591	266
August	848	427
September	994	534
October	1,345	622
November	1,580	759
December	1,834	1,492
January	2,069	
February	2,314	
March	2,660	
April	2,707	
May	2,711	
June	2,738	

QUALITY

	Quantity	Base Number	Contract	AT	Region	England
% of FP17s for the same patient ID Re-attending within 3 months - Children	24	242	9.9%	11.4%	12.3%	11.8%
% of FP17s for the same patient ID Re-attending within 3 months - Adults	37	334	11.1%	16.6%	15.8%	15.6%
% of FP17s for the same patient ID Re-attending between 3 & 9 months - Children	118	242	48.8%	54.3%	60.1%	58.8%
% of FP17s for the same patient ID Re-attending between 3 & 9 months - Adults	130	334	38.9%	45.0%	53.3%	51.0%
% of FP17s for Band 1 Urgent Courses	59	546	10.8%	11.8%	9.0%	9.0%
% of FP17s Relating to Free Repair or Replacements	3	546	0.5%	0.9%	1.0%	0.8%
% of FP17s Relating to Continuations	0	546	0.0%	1.2%	1.0%	0.9%
% of Patients satisfied with the dentistry they have received	0	0	N/A	91.0%	93.8%	93.2%
% of Patients satisfied with the time they had to wait for an appointment	0	0	N/A	89.4%	89.4%	88.3%

* This is based on patients treated on this contract for their most recent course of treatment. Figures in italics indicate the base number of FP17s or Patient Questionnaire responses are less than 100. N/A is shown where the base number of responses is less than 10 during the period. % is calculated as Quantity/Base number*100

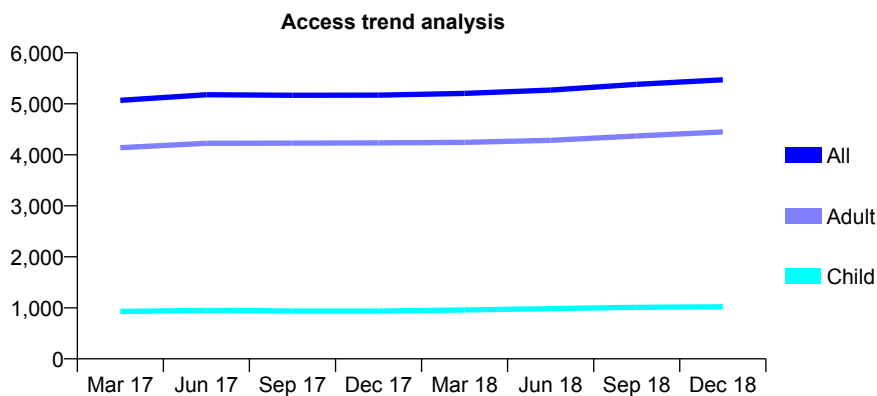
Q48 - Vital Signs At a Glance Contract Report for 916625/0001 - December 2018

Name or company name	MR S ORME
Contract type name	GDS Contract
Purpose of contract	General
Contract start date	01/04/2006
Contract end date	

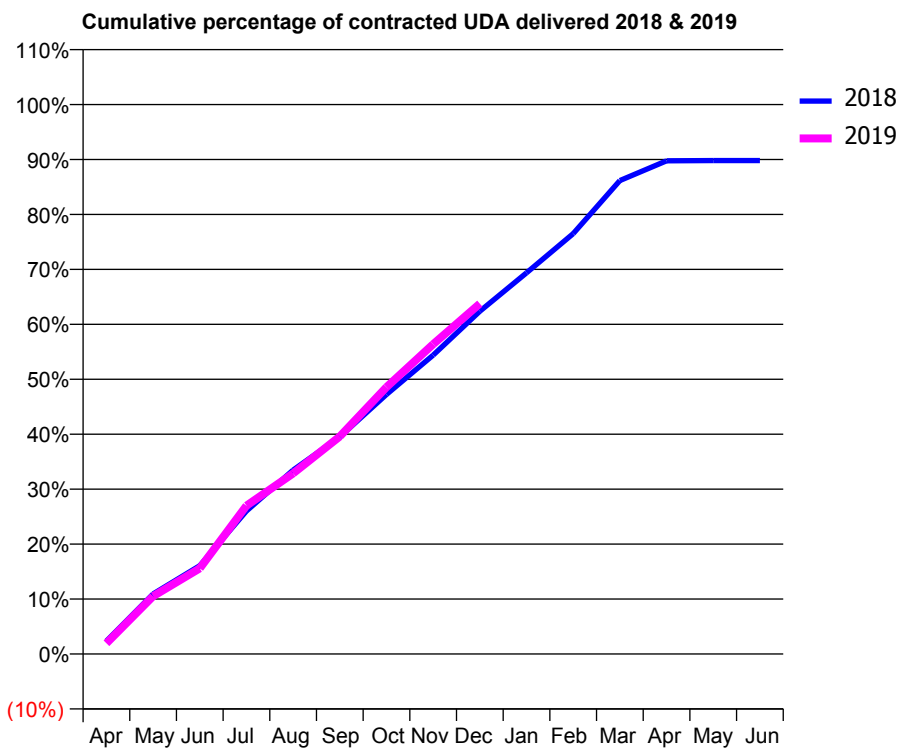
18/19 Contracted general activity (UDA)	19,957
Carry forward general activity (UDA)	0
18/19 Contracted orthodontic activity (UOA)	0
Carry forward orthodontic activity (UOA)	0
Baseline contract value	£646,795.78

ACCESS*

Patients seen in 24 months	Total	Change since previous quarter
Quarter ending December 2017	5,171	
Quarter ending March 2018	5,203	→
Quarter ending June 2018	5,268	→
Quarter ending September 2018	5,381	↑
Quarter ending December 2018	5,471	→
Variance since December 2017	5.8%	↑



ACTIVITY



Month	Adjusted Scheduled Activity (UDA)	
	2018	2019
April	473	392
May	2,183	2,100
June	3,208	3,113
July	5,194	5,386
August	6,679	6,561
September	7,885	7,903
October	9,429	9,694
November	10,854	11,254
December	12,448	12,726
January	13,846	
February	15,267	
March	17,194	
April	17,914	
May	17,921	
June	17,921	

QUALITY

	Quantity	Base Number	Contract	AT	Region	England
% of FP17s for the same patient ID Re-attending within 3 months - Children	99	1,275	7.8%	11.4%	12.3%	11.8%
% of FP17s for the same patient ID Re-attending within 3 months - Adults	670	4,382	15.3%	16.6%	15.8%	15.6%
% of FP17s for the same patient ID Re-attending between 3 & 9 months - Children	855	1,275	67.1%	54.3%	60.1%	58.8%
% of FP17s for the same patient ID Re-attending between 3 & 9 months - Adults	1,616	4,382	36.9%	45.0%	53.3%	51.0%
% of FP17s for Band 1 Urgent Courses	293	5,366	5.5%	11.8%	9.0%	9.0%
% of FP17s Relating to Free Repair or Replacements	122	5,366	2.3%	0.9%	1.0%	0.8%
% of FP17s Relating to Continuations	50	5,366	0.9%	1.2%	1.0%	0.9%
% of Patients satisfied with the dentistry they have received	4	5	N/A	91.0%	93.8%	93.2%
% of Patients satisfied with the time they had to wait for an appointment	5	5	N/A	89.4%	89.4%	88.3%

* This is based on patients treated on this contract for their most recent course of treatment. Figures in italics indicate the base number of FP17s or Patient Questionnaire responses are less than 100. N/A is shown where the base number of responses is less than 10 during the period. % is calculated as Quantity/Base number*100

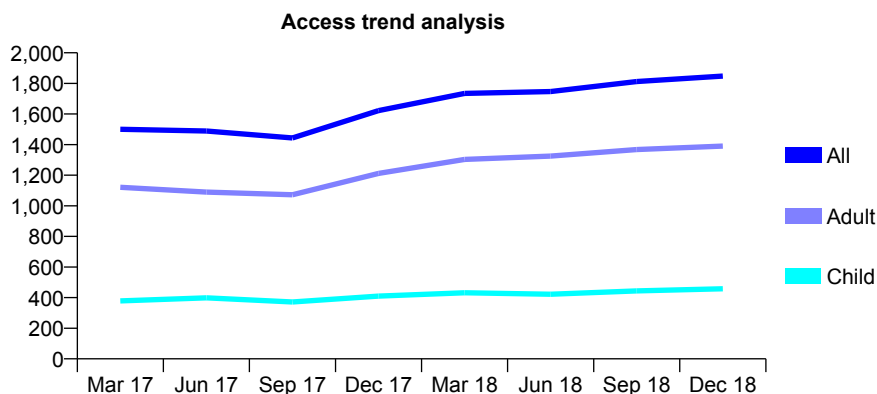
Q48 - Vital Signs At a Glance Contract Report for 916757/0004 - December 2018

Name or company name	MR KJ KHAN
Contract type name	GDS Contract
Purpose of contract	General
Contract start date	01/04/2007
Contract end date	

18/19 Contracted general activity (UDA)	3,428
Carry forward general activity (UDA)	0
18/19 Contracted orthodontic activity (UOA)	0
Carry forward orthodontic activity (UOA)	0
Baseline contract value	£89,931.70

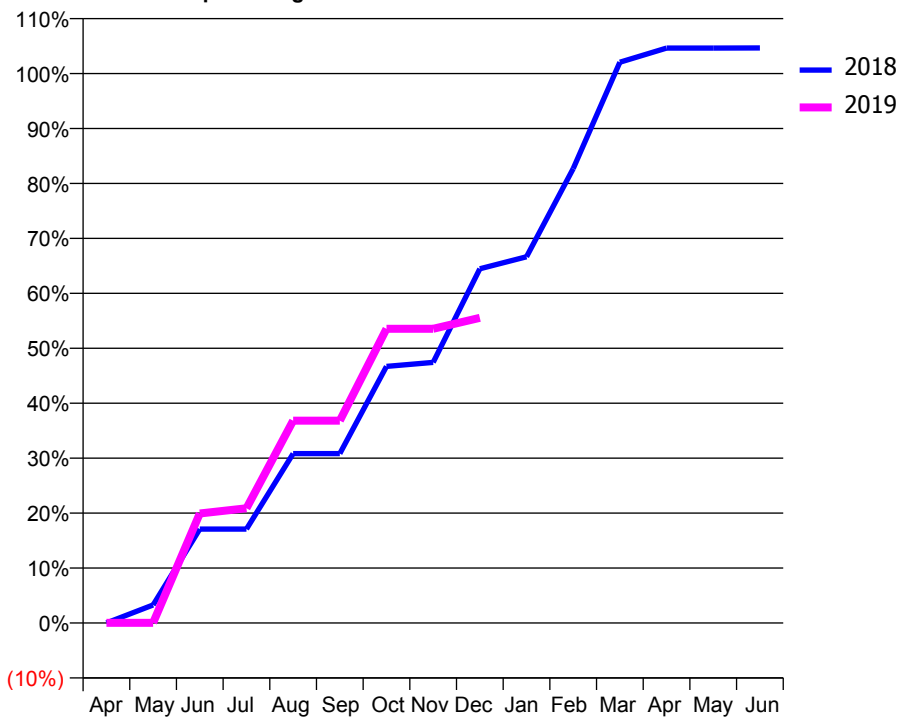
ACCESS*

Patients seen in 24 months	Total	Change since previous quarter
Quarter ending December 2017	1,622	
Quarter ending March 2018	1,735	↑
Quarter ending June 2018	1,747	→
Quarter ending September 2018	1,812	↑
Quarter ending December 2018	1,848	→
Variance since December 2017	13.9%	↑



ACTIVITY

Cumulative percentage of contracted UDA delivered 2018 & 2019



Month	Adjusted Scheduled Activity (UDA)	
	2018	2019
April	0	1
May	113	1
June	586	683
July	586	716
August	1,057	1,263
September	1,057	1,263
October	1,601	1,836
November	1,626	1,836
December	2,210	1,904
January	2,285	
February	2,834	
March	3,499	
April	3,586	
May	3,586	
June	3,588	

QUALITY

	Quantity	Base Number	Contract	AT	Region	England
% of FP17s for the same patient ID Re-attending within 3 months - Children	13	236	5.5%	11.4%	12.3%	11.8%
% of FP17s for the same patient ID Re-attending within 3 months - Adults	82	765	10.7%	16.6%	15.8%	15.6%
% of FP17s for the same patient ID Re-attending between 3 & 9 months - Children	71	236	30.1%	54.3%	60.1%	58.8%
% of FP17s for the same patient ID Re-attending between 3 & 9 months - Adults	254	765	33.2%	45.0%	53.3%	51.0%
% of FP17s for Band 1 Urgent Courses	85	941	9.0%	11.8%	9.0%	9.0%
% of FP17s Relating to Free Repair or Replacements	0	941	0.0%	0.9%	1.0%	0.8%
% of FP17s Relating to Continuations	2	941	0.2%	1.2%	1.0%	0.9%
% of Patients satisfied with the dentistry they have received	0	0	N/A	91.0%	93.8%	93.2%
% of Patients satisfied with the time they had to wait for an appointment	0	0	N/A	89.4%	89.4%	88.3%

* This is based on patients treated on this contract for their most recent course of treatment. Figures in italics indicate the base number of FP17s or Patient Questionnaire responses are less than 100. N/A is shown where the base number of responses is less than 10 during the period. % is calculated as Quantity/Base number*100

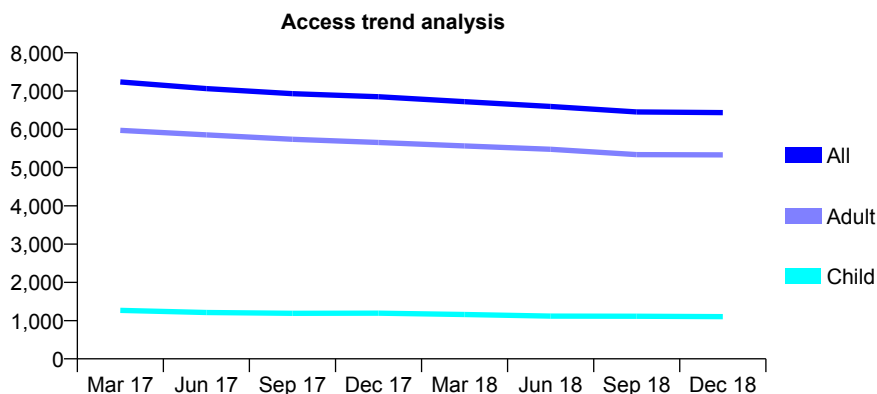
Q48 - Vital Signs At a Glance Contract Report for 931144/0002 - December 2018

Name or company name	ROE LANE FAMILY DENTAL PRACTICE F
Contract type name	GDS Contract
Purpose of contract	General
Contract start date	01/02/2015
Contract end date	

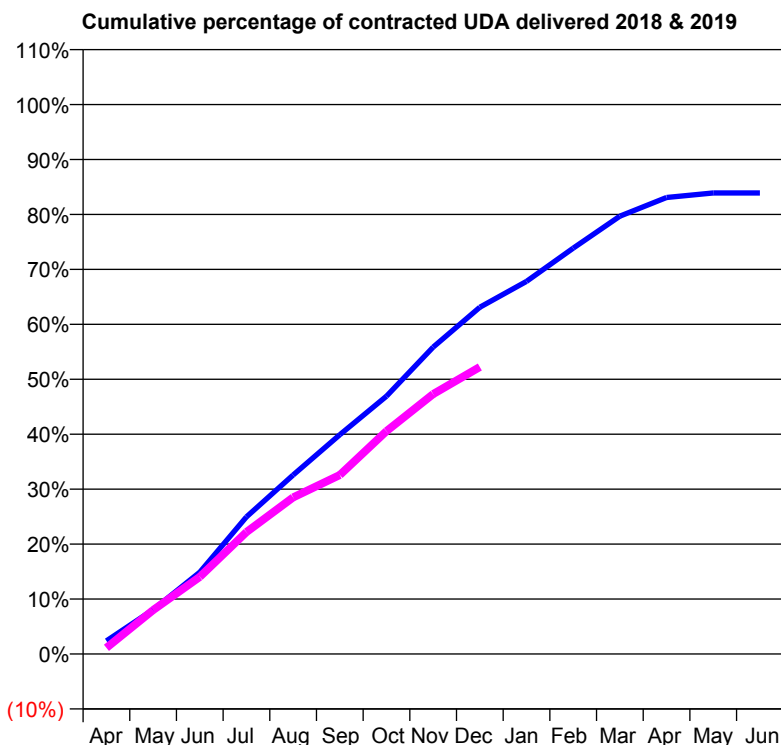
18/19 Contracted general activity (UDA)	25,170
Carry forward general activity (UDA)	0
18/19 Contracted orthodontic activity (UOA)	0
Carry forward orthodontic activity (UOA)	0
Baseline contract value	£801,704.63

ACCESS*

Patients seen in 24 months	Total	Change since previous quarter
Quarter ending December 2017	6,850	
Quarter ending March 2018	6,723	↓
Quarter ending June 2018	6,597	↓
Quarter ending September 2018	6,454	↓
Quarter ending December 2018	6,435	→
Variance since December 2017	(6.1%)	↓



ACTIVITY



Month	Adjusted Scheduled Activity (UDA)	
	2018	2019
April	603	286
May	2,028	2,014
June	3,748	3,535
July	6,281	5,583
August	8,198	7,174
September	10,046	8,200
October	11,812	10,207
November	14,057	11,910
December	15,883	13,148
January	17,072	
February	18,592	
March	20,057	
April	20,911	
May	21,117	
June	21,119	

QUALITY

	Quantity	Base Number	Contract	AT	Region	England
% of FP17s for the same patient ID Re-attending within 3 months - Children	97	1,388	7.0%	11.4%	12.3%	11.8%
% of FP17s for the same patient ID Re-attending within 3 months - Adults	1,086	6,735	16.1%	16.6%	15.8%	15.6%
% of FP17s for the same patient ID Re-attending between 3 & 9 months - Children	856	1,388	61.7%	54.3%	60.1%	58.8%
% of FP17s for the same patient ID Re-attending between 3 & 9 months - Adults	4,154	6,735	61.7%	45.0%	53.3%	51.0%
% of FP17s for Band 1 Urgent Courses	673	7,617	8.8%	11.8%	9.0%	9.0%
% of FP17s Relating to Free Repair or Replacements	81	7,617	1.1%	0.9%	1.0%	0.8%
% of FP17s Relating to Continuations	204	7,617	2.7%	1.2%	1.0%	0.9%
% of Patients satisfied with the dentistry they have received	6	7	N/A	91.0%	93.8%	93.2%
% of Patients satisfied with the time they had to wait for an appointment	7	7	N/A	89.4%	89.4%	88.3%

* This is based on patients treated on this contract for their most recent course of treatment. Figures in italics indicate the base number of FP17s or Patient Questionnaire responses are less than 100. N/A is shown where the base number of responses is less than 10 during the period. % is calculated as Quantity/Base number*100

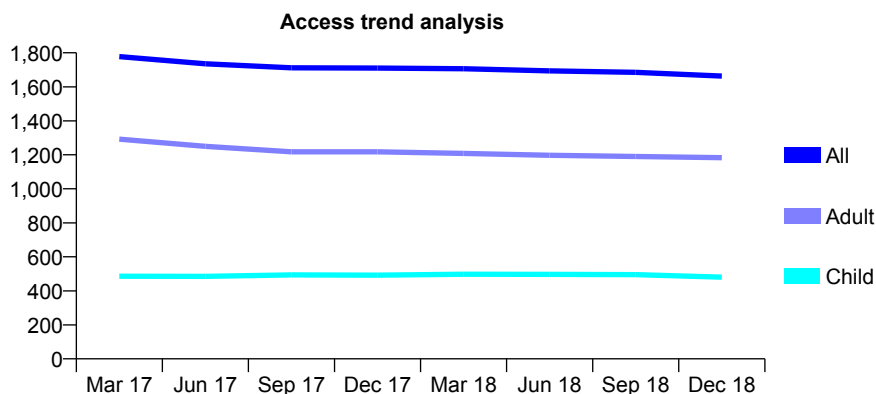
Q48 - Vital Signs At a Glance Contract Report for 935581/0002 - December 2018

Name or company name	MR MH AL-SHARKAWI
Contract type name	GDS Contract
Purpose of contract	General
Contract start date	01/04/2006
Contract end date	

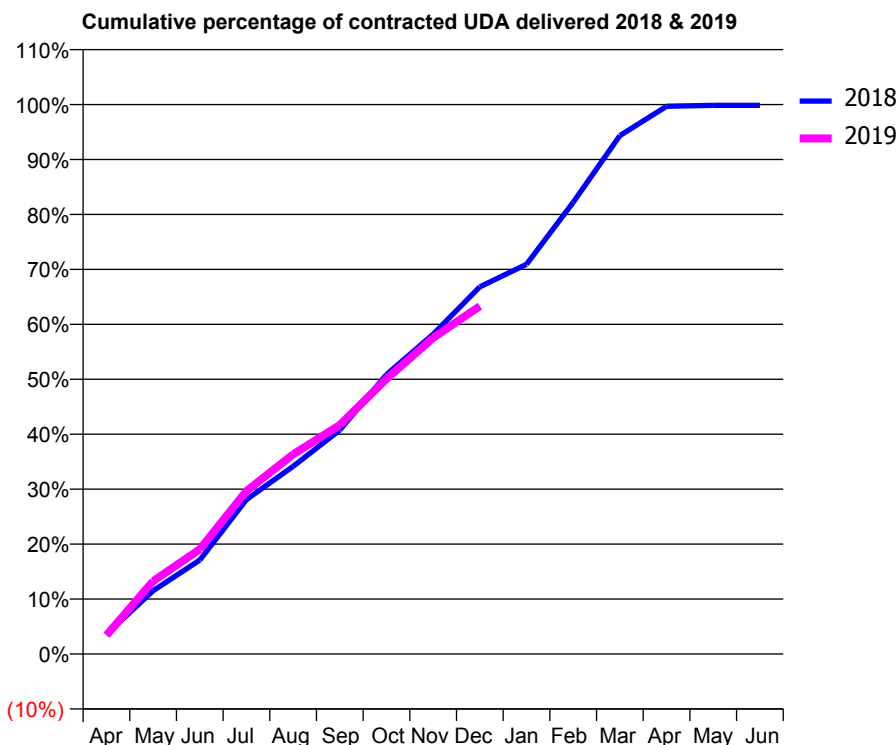
18/19 Contracted general activity (UDA)	4,685
Carry forward general activity (UDA)	7
18/19 Contracted orthodontic activity (UOA)	0
Carry forward orthodontic activity (UOA)	0
Baseline contract value	£130,734.71

ACCESS*

Patients seen in 24 months	Total	Change since previous quarter
Quarter ending December 2017	1,710	
Quarter ending March 2018	1,706	→
Quarter ending June 2018	1,694	→
Quarter ending September 2018	1,685	→
Quarter ending December 2018	1,663	↓
Variance since December 2017	(2.7%)	↓



ACTIVITY



Month	Adjusted Scheduled Activity (UDA)	
	2018	2019
April	168	160
May	540	621
June	800	893
July	1,317	1,390
August	1,600	1,702
September	1,909	1,952
October	2,382	2,346
November	2,727	2,696
December	3,130	2,965
January	3,322	
February	3,852	
March	4,419	
April	4,670	
May	4,678	
June	4,678	

QUALITY

	Quantity	Base Number	Contract	AT	Region	England
% of FP17s for the same patient ID Re-attending within 3 months - Children	19	372	5.1%	11.4%	12.3%	11.8%
% of FP17s for the same patient ID Re-attending within 3 months - Adults	71	873	8.1%	16.6%	15.8%	15.6%
% of FP17s for the same patient ID Re-attending between 3 & 9 months - Children	122	372	32.8%	54.3%	60.1%	58.8%
% of FP17s for the same patient ID Re-attending between 3 & 9 months - Adults	326	873	37.3%	45.0%	53.3%	51.0%
% of FP17s for Band 1 Urgent Courses	61	1,159	5.3%	11.8%	9.0%	9.0%
% of FP17s Relating to Free Repair or Replacements	2	1,159	0.2%	0.9%	1.0%	0.8%
% of FP17s Relating to Continuations	5	1,159	0.4%	1.2%	1.0%	0.9%
% of Patients satisfied with the dentistry they have received	0	0	N/A	91.0%	93.8%	93.2%
% of Patients satisfied with the time they had to wait for an appointment	0	0	N/A	89.4%	89.4%	88.3%

* This is based on patients treated on this contract for their most recent course of treatment. Figures in italics indicate the base number of FP17s or Patient Questionnaire responses are less than 100. N/A is shown where the base number of responses is less than 10 during the period. % is calculated as Quantity/Base number*100

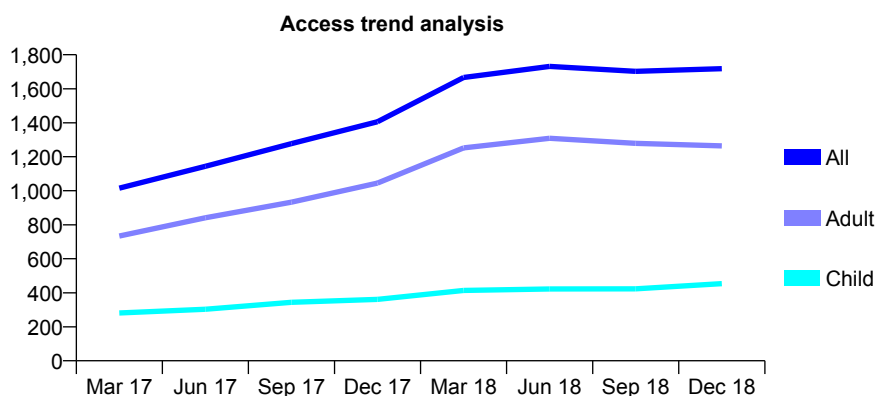
Q49 - Vital Signs At a Glance Contract Report for 100172/0000 - December 2018

Name or company name	No.1 Victoria Terrace Ltd
Contract type name	PDS Contract
Purpose of contract	General
Contract start date	01/07/2016
Contract end date	31/03/2021

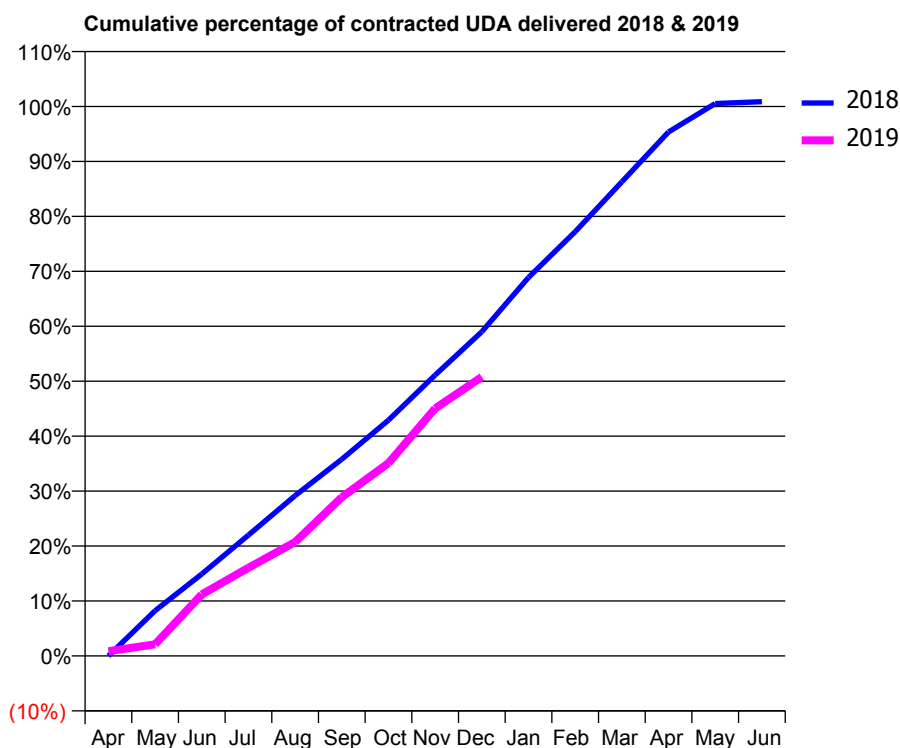
18/19 Contracted general activity (UDA)	4,640
Carry forward general activity (UDA)	-40
18/19 Contracted orthodontic activity (UOA)	0
Carry forward orthodontic activity (UOA)	0
Baseline contract value	£102,839.15

ACCESS*

Patients seen in 24 months	Total	Change since previous quarter
Quarter ending December 2017	1,406	
Quarter ending March 2018	1,666	↑
Quarter ending June 2018	1,731	↑
Quarter ending September 2018	1,702	↓
Quarter ending December 2018	1,718	→
Variance since December 2017	22.2%	↑



ACTIVITY



Month	Adjusted Scheduled Activity (UDA)	
	2018	2019
April	0	40
May	382	99
June	692	519
July	1,020	745
August	1,354	962
September	1,662	1,341
October	1,992	1,629
November	2,372	2,090
December	2,737	2,356
January	3,196	
February	3,582	
March	4,004	
April	4,425	
May	4,664	
June	4,680	

QUALITY

	Quantity	Base Number	Contract	AT	Region	England
% of FP17s for the same patient ID Re-attending within 3 months - Children	12	401	3.0%	9.9%	12.3%	11.8%
% of FP17s for the same patient ID Re-attending within 3 months - Adults	69	751	9.2%	14.0%	15.8%	15.6%
% of FP17s for the same patient ID Re-attending between 3 & 9 months - Children	189	401	47.1%	57.3%	60.1%	58.8%
% of FP17s for the same patient ID Re-attending between 3 & 9 months - Adults	225	751	30.0%	52.7%	53.3%	51.0%
% of FP17s for Band 1 Urgent Courses	40	897	4.5%	8.1%	9.0%	9.0%
% of FP17s Relating to Free Repair or Replacements	14	897	1.6%	1.1%	1.0%	0.8%
% of FP17s Relating to Continuations	14	897	1.6%	1.2%	1.0%	0.9%
% of Patients satisfied with the dentistry they have received	1	1	N/A	94.7%	93.8%	93.2%
% of Patients satisfied with the time they had to wait for an appointment	1	1	N/A	91.5%	89.4%	88.3%

* This is based on patients treated on this contract for their most recent course of treatment. Figures in italics indicate the base number of FP17s or Patient Questionnaire responses are less than 100. N/A is shown where the base number of responses is less than 10 during the period. % is calculated as Quantity/Base number*100

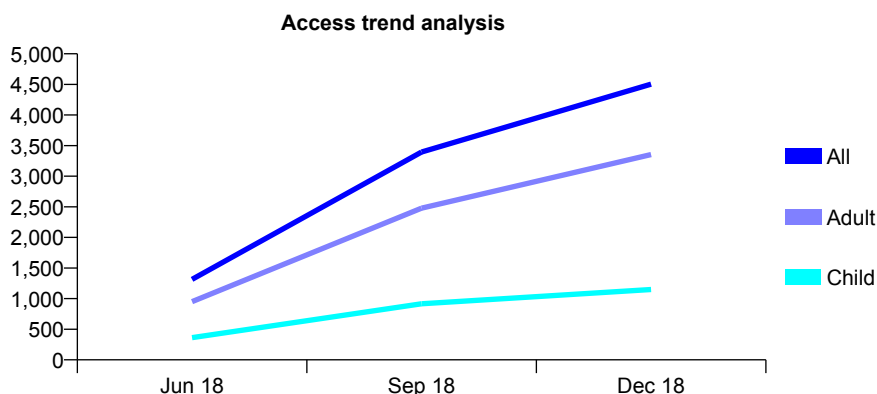
Q49 - Vital Signs At a Glance Contract Report for 100662/0000 - December 2018

Name or company name	Genix Healthcare Ltd
Contract type name	GDS Contract
Purpose of contract	General
Contract start date	01/04/2018
Contract end date	

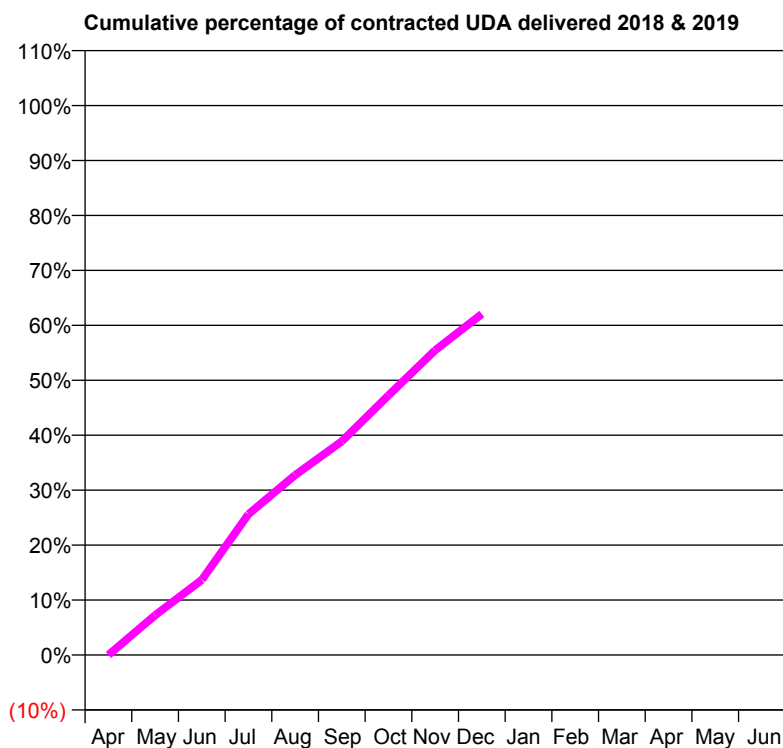
18/19 Contracted general activity (UDA)	21,849
Carry forward general activity (UDA)	0
18/19 Contracted orthodontic activity (UOA)	0
Carry forward orthodontic activity (UOA)	0
Baseline contract value	£551,194.26

ACCESS*

Patients seen in 24 months	Total	Change since previous quarter
Quarter ending December 2017	0	
Quarter ending March 2018	0	
Quarter ending June 2018	1,315	↑
Quarter ending September 2018	3,395	↑
Quarter ending December 2018	4,504	↑
Variance since December 2017	N/A	



ACTIVITY



Month	Adjusted Scheduled Activity (UDA)	
	2018	2019
April	0	0
May	0	1,583
June	0	2,987
July	0	5,604
August	0	7,157
September	0	8,495
October	0	10,324
November	0	12,117
December	0	13,561
January	0	
February	0	
March	0	
April	0	
May	0	
June	0	

QUALITY

	Quantity	Base Number	Contract	AT	Region	England
% of FP17s for the same patient ID Re-attending within 3 months - Children	72	1,475	4.9%	9.9%	12.3%	11.8%
% of FP17s for the same patient ID Re-attending within 3 months - Adults	304	4,206	7.2%	14.0%	15.8%	15.6%
% of FP17s for the same patient ID Re-attending between 3 & 9 months - Children	222	1,475	15.1%	57.3%	60.1%	58.8%
% of FP17s for the same patient ID Re-attending between 3 & 9 months - Adults	521	4,206	12.4%	52.7%	53.3%	51.0%
% of FP17s for Band 1 Urgent Courses	158	5,681	2.8%	8.1%	9.0%	9.0%
% of FP17s Relating to Free Repair or Replacements	60	5,681	1.1%	1.1%	1.0%	0.8%
% of FP17s Relating to Continuations	22	5,681	0.4%	1.2%	1.0%	0.9%
% of Patients satisfied with the dentistry they have received	1	1	N/A	94.7%	93.8%	93.2%
% of Patients satisfied with the time they had to wait for an appointment	1	1	N/A	91.5%	89.4%	88.3%

* This is based on patients treated on this contract for their most recent course of treatment. Figures in italics indicate the base number of FP17s or Patient Questionnaire responses are less than 100. N/A is shown where the base number of responses is less than 10 during the period. % is calculated as Quantity/Base number*100

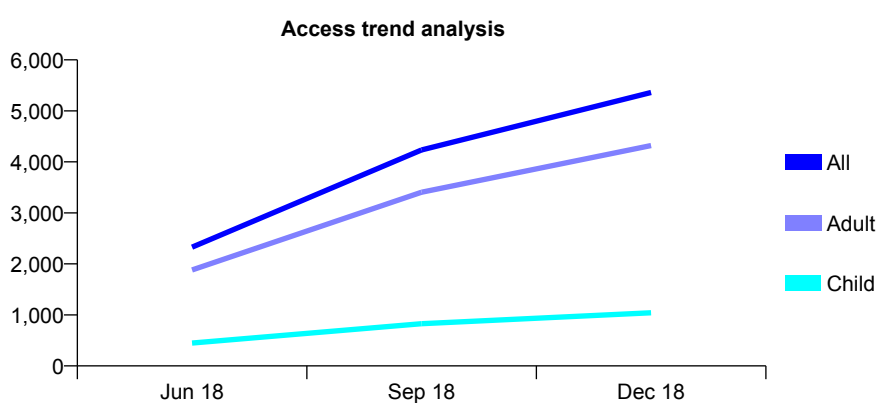
Q49 - Vital Signs At a Glance Contract Report for 100663/0000 - December 2018

Name or company name	Genix Healthcare Ltd
Contract type name	GDS Contract
Purpose of contract	General
Contract start date	01/04/2018
Contract end date	

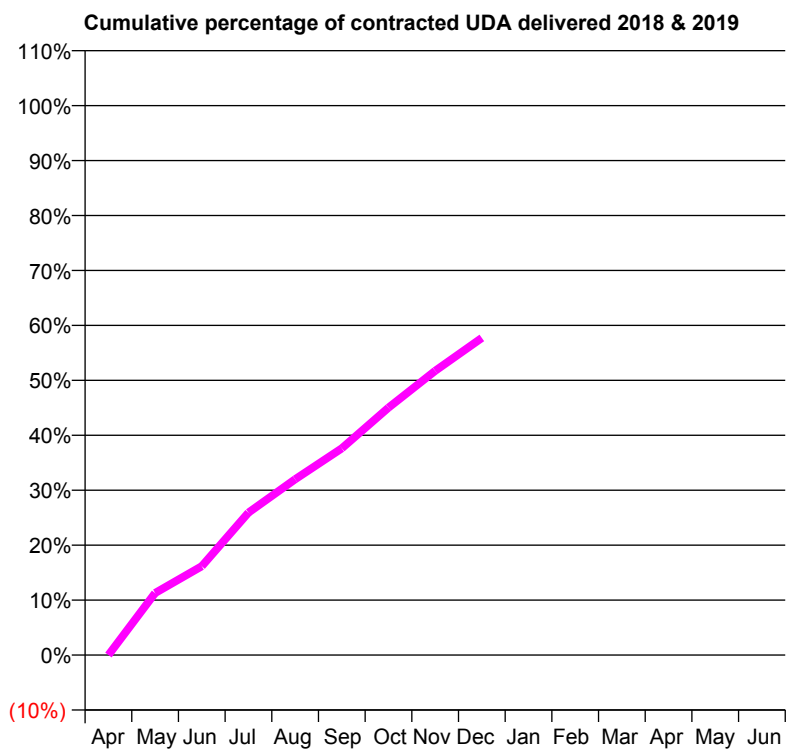
18/19 Contracted general activity (UDA)	21,849
Carry forward general activity (UDA)	0
18/19 Contracted orthodontic activity (UOA)	0
Carry forward orthodontic activity (UOA)	0
Baseline contract value	£551,194.26

ACCESS*

Patients seen in 24 months	Total	Change since previous quarter
Quarter ending December 2017	0	
Quarter ending March 2018	0	
Quarter ending June 2018	2,329	↑
Quarter ending September 2018	4,234	↑
Quarter ending December 2018	5,361	↑
Variance since December 2017	N/A	



ACTIVITY



Month	Adjusted Scheduled Activity (UDA)	
	2018	2019
April	0	0
May	0	2,468
June	0	3,535
July	0	5,667
August	0	6,993
September	0	8,223
October	0	9,837
November	0	11,304
December	0	12,611
January	0	
February	0	
March	0	
April	0	
May	0	
June	0	

QUALITY

	Quantity	Base Number	Contract	AT	Region	England
% of FP17s for the same patient ID Re-attending within 3 months - Children	35	1,307	2.7%	9.9%	12.3%	11.8%
% of FP17s for the same patient ID Re-attending within 3 months - Adults	426	5,749	7.4%	14.0%	15.8%	15.6%
% of FP17s for the same patient ID Re-attending between 3 & 9 months - Children	169	1,307	12.9%	57.3%	60.1%	58.8%
% of FP17s for the same patient ID Re-attending between 3 & 9 months - Adults	854	5,749	14.9%	52.7%	53.3%	51.0%
% of FP17s for Band 1 Urgent Courses	538	7,056	7.6%	8.1%	9.0%	9.0%
% of FP17s Relating to Free Repair or Replacements	85	7,056	1.2%	1.1%	1.0%	0.8%
% of FP17s Relating to Continuations	63	7,056	0.9%	1.2%	1.0%	0.9%
% of Patients satisfied with the dentistry they have received	2	2	N/A	94.7%	93.8%	93.2%
% of Patients satisfied with the time they had to wait for an appointment	2	2	N/A	91.5%	89.4%	88.3%

* This is based on patients treated on this contract for their most recent course of treatment. Figures in italics indicate the base number of FP17s or Patient Questionnaire responses are less than 100. N/A is shown where the base number of responses is less than 10 during the period. % is calculated as Quantity/Base number*100

Q49 - Vital Signs At a Glance Contract Report for 100707/0000 - December 2018


Name or company name	RLL LIMITED
Contract type name	PDS Contract
Purpose of contract	General
Contract start date	01/08/2018
Contract end date	30/09/2023

18/19 Contracted general activity (UDA)	5,750
Carry forward general activity (UDA)	0
18/19 Contracted orthodontic activity (UOA)	0
Carry forward orthodontic activity (UOA)	0
Baseline contract value	£187,091.20

ACCESS*

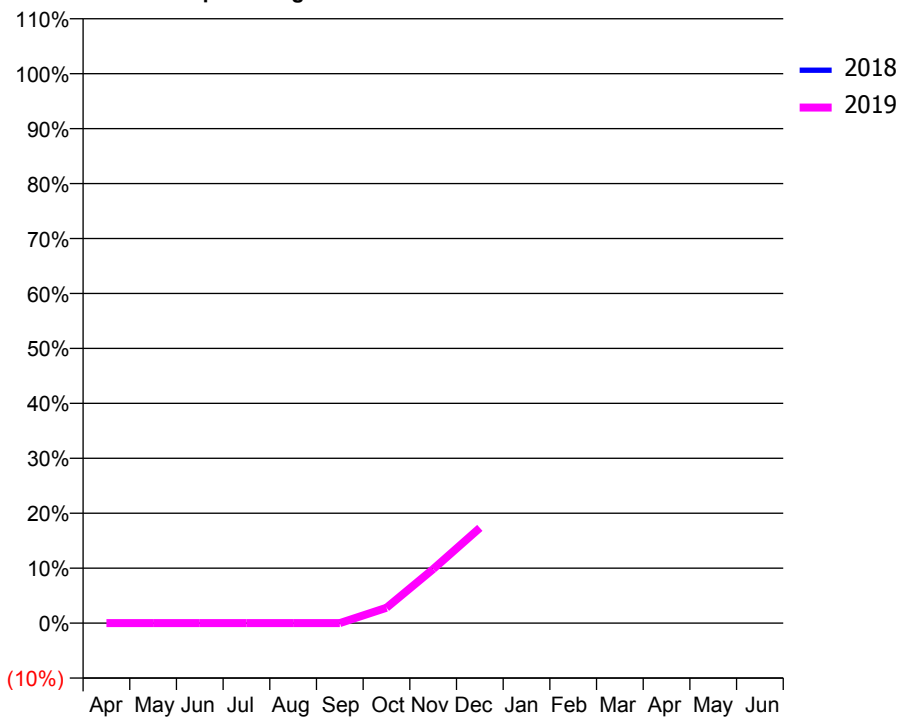
Patients seen in 24 months	Total	Change since previous quarter
Quarter ending December 2017	0	
Quarter ending March 2018	0	
Quarter ending June 2018	0	
Quarter ending September 2018	0	
Quarter ending December 2018	561	↑
Variance since December 2017	N/A	

Access trend analysis



ACTIVITY

Cumulative percentage of contracted UDA delivered 2018 & 2019



Month	Adjusted Scheduled Activity (UDA)	
	2018	2019
April	0	0
May	0	0
June	0	0
July	0	0
August	0	0
September	0	0
October	0	161
November	0	565
December	0	997
January	0	
February	0	
March	0	
April	0	
May	0	
June	0	

QUALITY

	Quantity	Base Number	Contract	AT	Region	England
% of FP17s for the same patient ID Re-attending within 3 months - Children	1	142	0.7%	9.9%	12.3%	11.8%
% of FP17s for the same patient ID Re-attending within 3 months - Adults	7	394	1.8%	14.0%	15.8%	15.6%
% of FP17s for the same patient ID Re-attending between 3 & 9 months - Children	0	142	0.0%	57.3%	60.1%	58.8%
% of FP17s for the same patient ID Re-attending between 3 & 9 months - Adults	0	394	0.0%	52.7%	53.3%	51.0%
% of FP17s for Band 1 Urgent Courses	14	536	2.6%	8.1%	9.0%	9.0%
% of FP17s Relating to Free Repair or Replacements	0	536	0.0%	1.1%	1.0%	0.8%
% of FP17s Relating to Continuations	5	536	0.9%	1.2%	1.0%	0.9%
% of Patients satisfied with the dentistry they have received	0	0	N/A	94.7%	93.8%	93.2%
% of Patients satisfied with the time they had to wait for an appointment	0	0	N/A	91.5%	89.4%	88.3%

* This is based on patients treated on this contract for their most recent course of treatment. Figures in italics indicate the base number of FP17s or Patient Questionnaire responses are less than 100. N/A is shown where the base number of responses is less than 10 during the period. % is calculated as Quantity/Base number*100

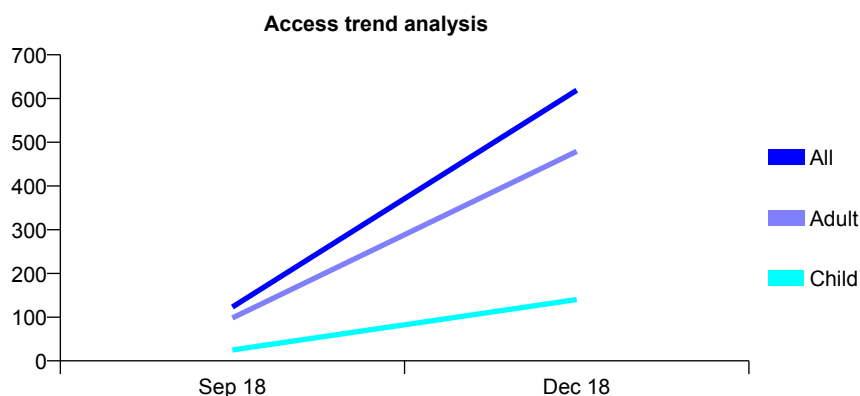
Q49 - Vital Signs At a Glance Contract Report for 100865/0000 - December 2018

Name or company name	MR MA HYDER
Contract type name	GDS Contract
Purpose of contract	General
Contract start date	01/09/2018
Contract end date	

18/19 Contracted general activity (UDA)	2,526
Carry forward general activity (UDA)	0
18/19 Contracted orthodontic activity (UOA)	0
Carry forward orthodontic activity (UOA)	0
Baseline contract value	£64,279.86

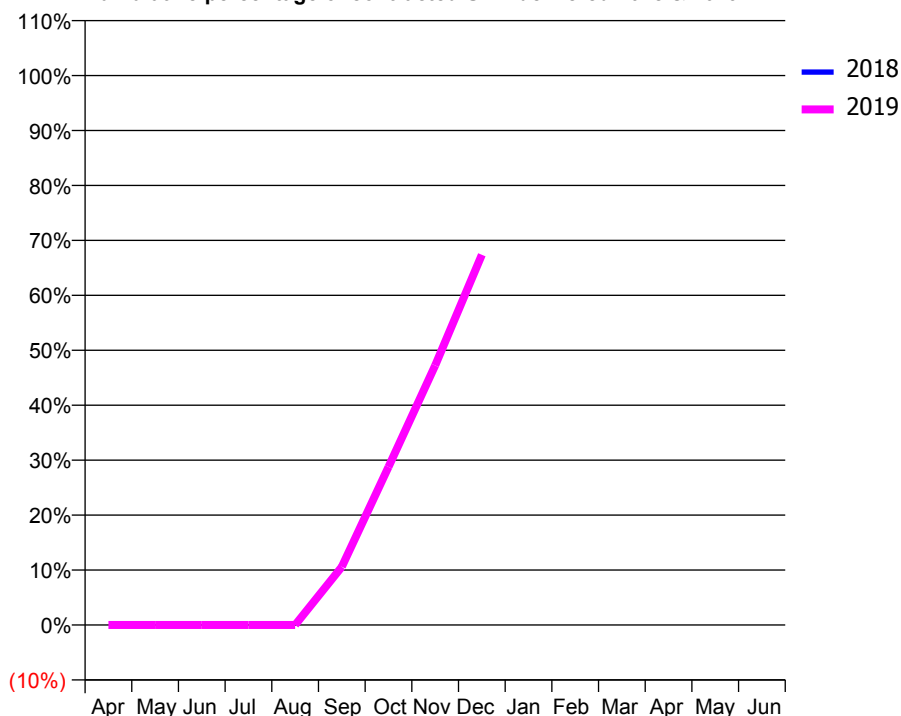
ACCESS*

Patients seen in 24 months	Total	Change since previous quarter
Quarter ending December 2017	0	
Quarter ending March 2018	0	
Quarter ending June 2018	0	
Quarter ending September 2018	123	↑
Quarter ending December 2018	619	↑
Variance since December 2017	N/A	



ACTIVITY

Cumulative percentage of contracted UDA delivered 2018 & 2019



Month	Adjusted Scheduled Activity (UDA)	
	2018	2019
April	0	0
May	0	0
June	0	0
July	0	0
August	0	0
September	0	268
October	0	726
November	0	1,193
December	0	1,702
January	0	
February	0	
March	0	
April	0	
May	0	
June	0	

QUALITY

	Quantity	Base Number	Contract	AT	Region	England
% of FP17s for the same patient ID Re-attending within 3 months - Children	10	151	6.6%	9.9%	12.3%	11.8%
% of FP17s for the same patient ID Re-attending within 3 months - Adults	37	527	7.0%	14.0%	15.8%	15.6%
% of FP17s for the same patient ID Re-attending between 3 & 9 months - Children	0	151	0.0%	57.3%	60.1%	58.8%
% of FP17s for the same patient ID Re-attending between 3 & 9 months - Adults	0	527	0.0%	52.7%	53.3%	51.0%
% of FP17s for Band 1 Urgent Courses	101	678	14.9%	8.1%	9.0%	9.0%
% of FP17s Relating to Free Repair or Replacements	18	678	2.7%	1.1%	1.0%	0.8%
% of FP17s Relating to Continuations	0	678	0.0%	1.2%	1.0%	0.9%
% of Patients satisfied with the dentistry they have received	0	0	N/A	94.7%	93.8%	93.2%
% of Patients satisfied with the time they had to wait for an appointment	0	0	N/A	91.5%	89.4%	88.3%

* This is based on patients treated on this contract for their most recent course of treatment. Figures in italics indicate the base number of FP17s or Patient Questionnaire responses are less than 100. N/A is shown where the base number of responses is less than 10 during the period. % is calculated as Quantity/Base number*100

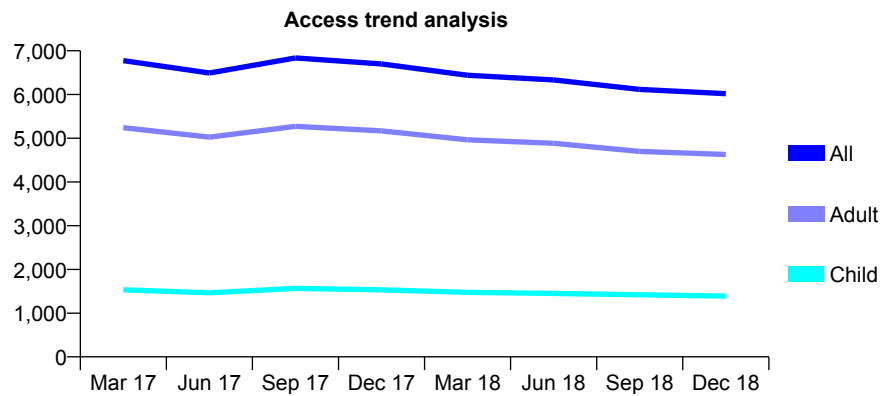
Q49 - Vital Signs At a Glance Contract Report for 101281/0036 - December 2018

Name or company name	OASIS DENTAL CARE LTD
Contract type name	GDS Contract
Purpose of contract	General
Contract start date	01/04/2006
Contract end date	

18/19 Contracted general activity (UDA)	25,973
Carry forward general activity (UDA)	0
18/19 Contracted orthodontic activity (UOA)	0
Carry forward orthodontic activity (UOA)	0
Baseline contract value	£642,449.42

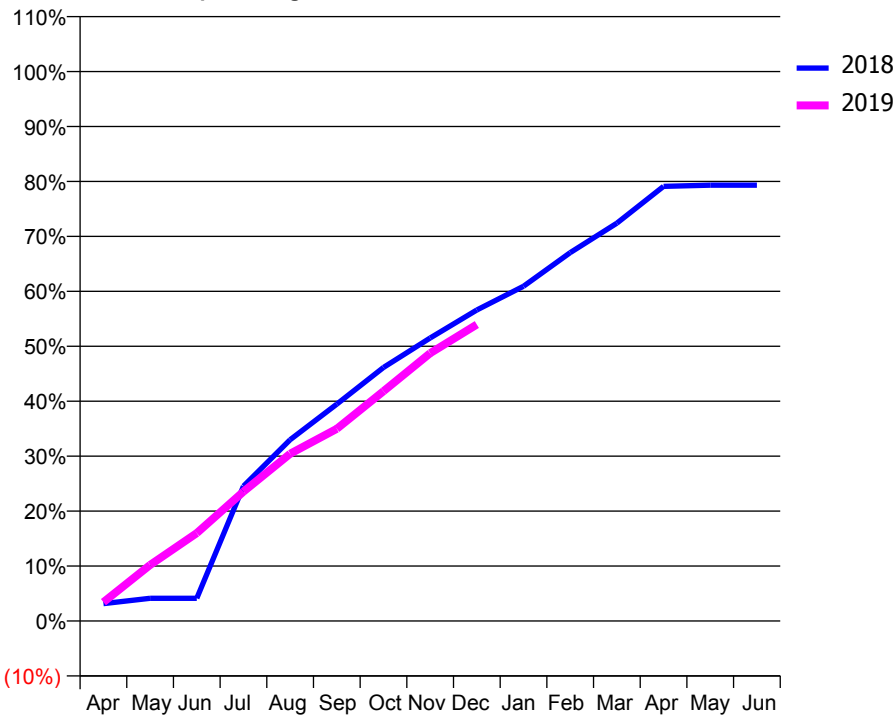
ACCESS*

Patients seen in 24 months	Total	Change since previous quarter
Quarter ending December 2017	6,701	
Quarter ending March 2018	6,441	↓
Quarter ending June 2018	6,333	↓
Quarter ending September 2018	6,118	↓
Quarter ending December 2018	6,018	↓
Variance since December 2017	(10.2%)	↓



ACTIVITY

Cumulative percentage of contracted UDA delivered 2018 & 2019



Month	Adjusted Scheduled Activity (UDA)	
	2018	2019
April	821	889
May	1,072	2,650
June	1,072	4,158
July	6,373	6,118
August	8,572	7,909
September	10,251	9,083
October	11,983	10,861
November	13,380	12,657
December	14,703	14,014
January	15,825	
February	17,411	
March	18,804	
April	20,543	
May	20,599	
June	20,601	

QUALITY

	Quantity	Base Number	Contract	AT	Region	England
% of FP17s for the same patient ID Re-attending within 3 months - Children	101	1,439	7.0%	9.9%	12.3%	11.8%
% of FP17s for the same patient ID Re-attending within 3 months - Adults	779	4,817	16.2%	14.0%	15.8%	15.6%
% of FP17s for the same patient ID Re-attending between 3 & 9 months - Children	696	1,439	48.4%	57.3%	60.1%	58.8%
% of FP17s for the same patient ID Re-attending between 3 & 9 months - Adults	2,387	4,817	49.6%	52.7%	53.3%	51.0%
% of FP17s for Band 1 Urgent Courses	419	5,350	7.8%	8.1%	9.0%	9.0%
% of FP17s Relating to Free Repair or Replacements	56	5,350	1.0%	1.1%	1.0%	0.8%
% of FP17s Relating to Continuations	89	5,350	1.7%	1.2%	1.0%	0.9%
% of Patients satisfied with the dentistry they have received	2	2	N/A	94.7%	93.8%	93.2%
% of Patients satisfied with the time they had to wait for an appointment	1	2	N/A	91.5%	89.4%	88.3%

* This is based on patients treated on this contract for their most recent course of treatment. Figures in italics indicate the base number of FP17s or Patient Questionnaire responses are less than 100. N/A is shown where the base number of responses is less than 10 during the period. % is calculated as Quantity/Base number*100

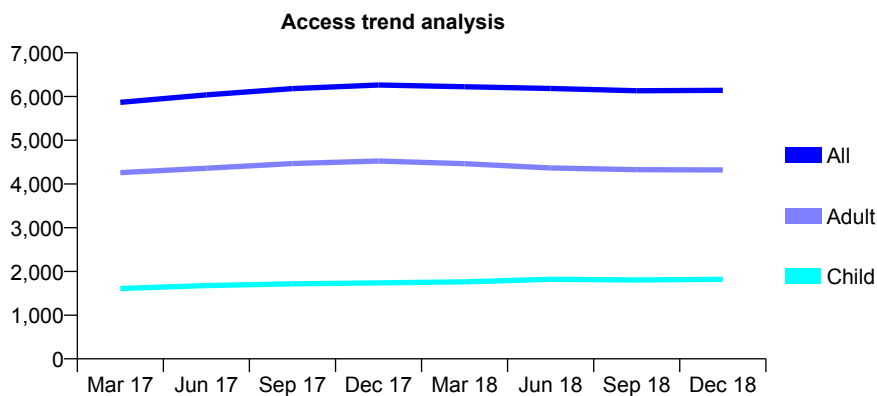
Q49 - Vital Signs At a Glance Contract Report for 101281/0069 - December 2018

Name or company name	OASIS DENTAL CARE LTD
Contract type name	Pilot Contract
Purpose of contract	General and Orthodontic
Contract start date	01/04/2006
Contract end date	

18/19 Contracted general activity (UDA)	23,665
Carry forward general activity (UDA)	0
18/19 Contracted orthodontic activity (UOA)	0
Carry forward orthodontic activity (UOA)	0
Baseline contract value	£630,037.29

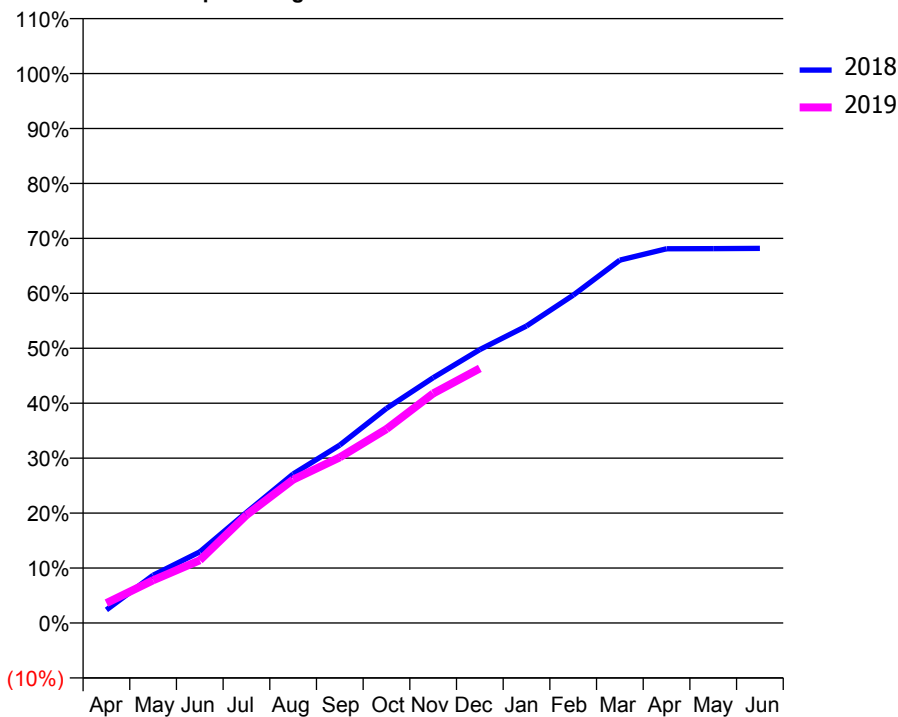
ACCESS*

Patients seen in 24 months	Total	Change since previous quarter
Quarter ending December 2017	6,262	
Quarter ending March 2018	6,223	→
Quarter ending June 2018	6,185	→
Quarter ending September 2018	6,133	→
Quarter ending December 2018	6,140	→
Variance since December 2017	(1.9%)	↓



ACTIVITY

Cumulative percentage of contracted UDA delivered 2018 & 2019



Month	Adjusted Scheduled Activity (UDA)	
	2018	2019
April	567	861
May	2,058	1,842
June	3,065	2,702
July	4,765	4,646
August	6,420	6,178
September	7,663	7,137
October	9,243	8,354
November	10,563	9,885
December	11,777	10,965
January	12,790	
February	14,118	
March	15,627	
April	16,119	
May	16,124	
June	16,133	

QUALITY

	Quantity	Base Number	Contract	AT	Region	England
% of FP17s for the same patient ID Re-attending within 3 months - Children	44	1,654	2.7%	9.9%	12.3%	11.8%
% of FP17s for the same patient ID Re-attending within 3 months - Adults	308	3,487	8.8%	14.0%	15.8%	15.6%
% of FP17s for the same patient ID Re-attending between 3 & 9 months - Children	903	1,654	54.6%	57.3%	60.1%	58.8%
% of FP17s for the same patient ID Re-attending between 3 & 9 months - Adults	1,651	3,487	47.3%	52.7%	53.3%	51.0%
% of FP17s for Band 1 Urgent Courses	31	4,871	0.6%	8.1%	9.0%	9.0%
% of FP17s Relating to Free Repair or Replacements	69	4,871	1.4%	1.1%	1.0%	0.8%
% of FP17s Relating to Continuations	99	4,871	2.0%	1.2%	1.0%	0.9%
% of Patients satisfied with the dentistry they have received	4	4	N/A	94.7%	93.8%	93.2%
% of Patients satisfied with the time they had to wait for an appointment	4	4	N/A	91.5%	89.4%	88.3%

* This is based on patients treated on this contract for their most recent course of treatment. Figures in italics indicate the base number of FP17s or Patient Questionnaire responses are less than 100. N/A is shown where the base number of responses is less than 10 during the period. % is calculated as Quantity/Base number*100

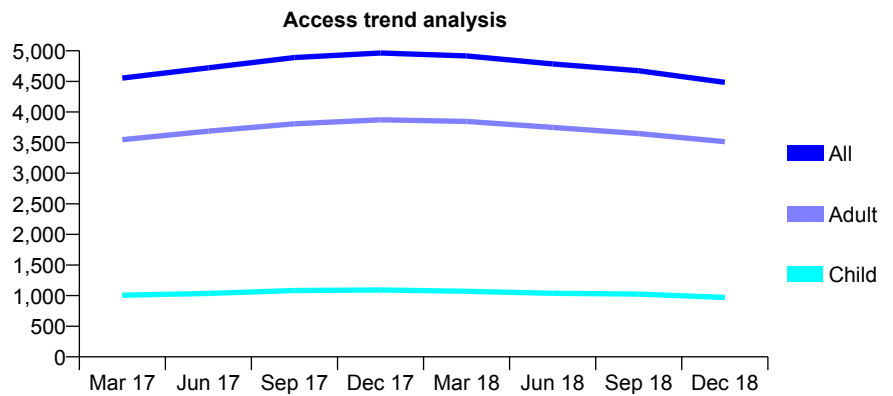
Q49 - Vital Signs At a Glance Contract Report for 101281/0202 - December 2018

Name or company name	OASIS DENTAL CARE LTD
Contract type name	GDS Contract
Purpose of contract	General
Contract start date	18/05/2009
Contract end date	

18/19 Contracted general activity (UDA)	14,000
Carry forward general activity (UDA)	0
18/19 Contracted orthodontic activity (UOA)	0
Carry forward orthodontic activity (UOA)	0
Baseline contract value	£324,264.37

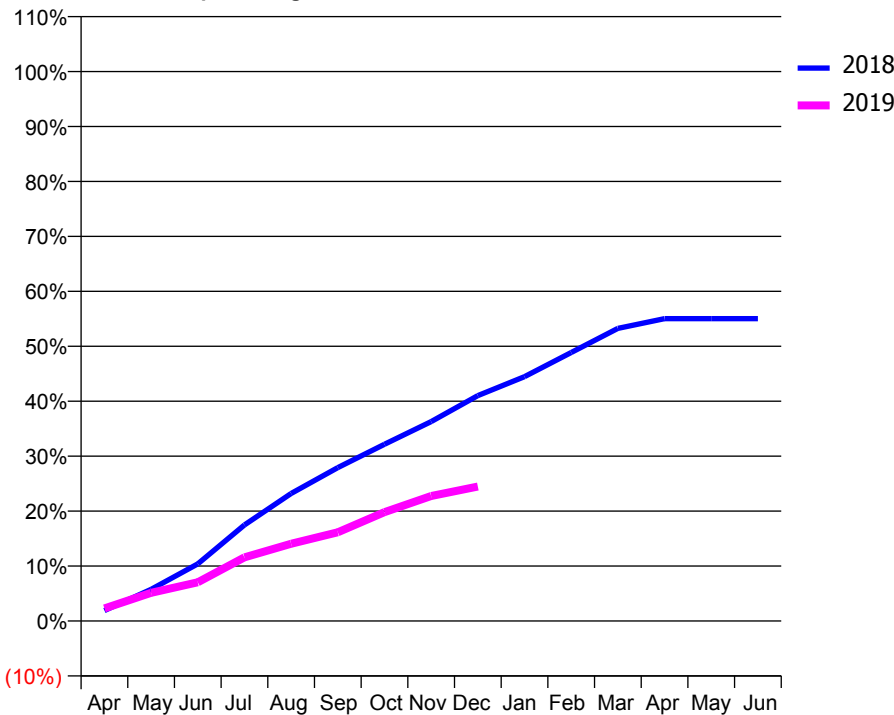
ACCESS*

Patients seen in 24 months	Total	Change since previous quarter
Quarter ending December 2017	4,965	
Quarter ending March 2018	4,917	→
Quarter ending June 2018	4,786	↓
Quarter ending September 2018	4,674	↓
Quarter ending December 2018	4,485	↓
Variance since December 2017	(9.7%)	↓



ACTIVITY

Cumulative percentage of contracted UDA delivered 2018 & 2019



Month	Adjusted Scheduled Activity (UDA)	
	2018	2019
April	266	319
May	808	718
June	1,456	986
July	2,447	1,623
August	3,251	1,968
September	3,910	2,260
October	4,502	2,774
November	5,081	3,184
December	5,742	3,428
January	6,226	
February	6,841	
March	7,454	
April	7,704	
May	7,704	
June	7,705	

QUALITY

	Quantity	Base Number	Contract	AT	Region	England
% of FP17s for the same patient ID Re-attending within 3 months - Children	24	520	4.6%	9.9%	12.3%	11.8%
% of FP17s for the same patient ID Re-attending within 3 months - Adults	165	1,747	9.4%	14.0%	15.8%	15.6%
% of FP17s for the same patient ID Re-attending between 3 & 9 months - Children	153	520	29.4%	57.3%	60.1%	58.8%
% of FP17s for the same patient ID Re-attending between 3 & 9 months - Adults	388	1,747	22.2%	52.7%	53.3%	51.0%
% of FP17s for Band 1 Urgent Courses	437	2,108	20.7%	8.1%	9.0%	9.0%
% of FP17s Relating to Free Repair or Replacements	19	2,108	0.9%	1.1%	1.0%	0.8%
% of FP17s Relating to Continuations	16	2,108	0.8%	1.2%	1.0%	0.9%
% of Patients satisfied with the dentistry they have received	0	0	N/A	94.7%	93.8%	93.2%
% of Patients satisfied with the time they had to wait for an appointment	0	0	N/A	91.5%	89.4%	88.3%

* This is based on patients treated on this contract for their most recent course of treatment. Figures in italics indicate the base number of FP17s or Patient Questionnaire responses are less than 100. N/A is shown where the base number of responses is less than 10 during the period. % is calculated as Quantity/Base number*100

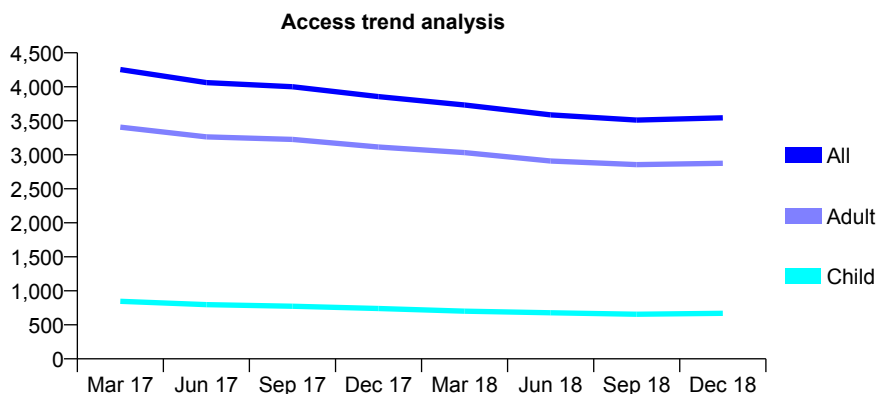
Q49 - Vital Signs At a Glance Contract Report for 101281/0203 - December 2018

Name or company name	OASIS DENTAL CARE LTD
Contract type name	GDS Contract
Purpose of contract	General
Contract start date	18/05/2009
Contract end date	

18/19 Contracted general activity (UDA)	14,000
Carry forward general activity (UDA)	0
18/19 Contracted orthodontic activity (UOA)	0
Carry forward orthodontic activity (UOA)	0
Baseline contract value	£324,264.37

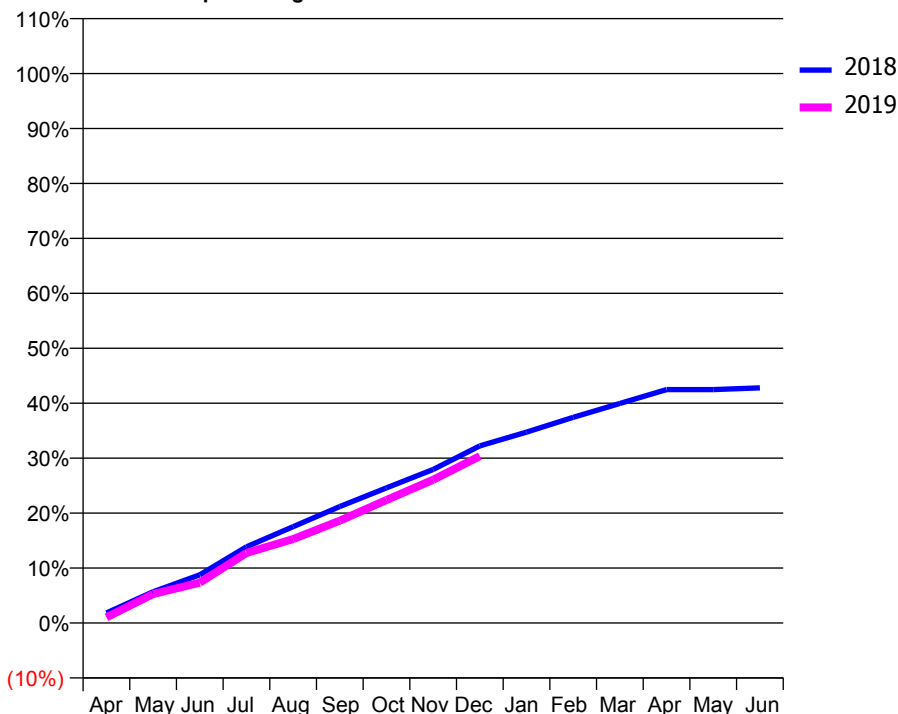
ACCESS*

Patients seen in 24 months	Total	Change since previous quarter
Quarter ending December 2017	3,856	
Quarter ending March 2018	3,732	↓
Quarter ending June 2018	3,587	↓
Quarter ending September 2018	3,511	↓
Quarter ending December 2018	3,545	→
Variance since December 2017	(8.1%)	↓



ACTIVITY

Cumulative percentage of contracted UDA delivered 2018 & 2019



Adjusted Scheduled Activity (UDA)

Month	2018	2019
April	257	144
May	797	739
June	1,227	1,029
July	1,943	1,786
August	2,456	2,139
September	2,968	2,606
October	3,443	3,135
November	3,913	3,650
December	4,513	4,250
January	4,864	
February	5,240	
March	5,592	
April	5,947	
May	5,947	
June	5,990	

QUALITY

	Quantity	Base Number	Contract	AT	Region	England
% of FP17s for the same patient ID Re-attending within 3 months - Children	23	486	4.7%	9.9%	12.3%	11.8%
% of FP17s for the same patient ID Re-attending within 3 months - Adults	198	1,949	10.2%	14.0%	15.8%	15.6%
% of FP17s for the same patient ID Re-attending between 3 & 9 months - Children	109	486	22.4%	57.3%	60.1%	58.8%
% of FP17s for the same patient ID Re-attending between 3 & 9 months - Adults	455	1,949	23.3%	52.7%	53.3%	51.0%
% of FP17s for Band 1 Urgent Courses	363	2,220	16.4%	8.1%	9.0%	9.0%
% of FP17s Relating to Free Repair or Replacements	40	2,220	1.8%	1.1%	1.0%	0.8%
% of FP17s Relating to Continuations	15	2,220	0.7%	1.2%	1.0%	0.9%
% of Patients satisfied with the dentistry they have received	1	1	N/A	94.7%	93.8%	93.2%
% of Patients satisfied with the time they had to wait for an appointment	0	1	N/A	91.5%	89.4%	88.3%

* This is based on patients treated on this contract for their most recent course of treatment. Figures in italics indicate the base number of FP17s or Patient Questionnaire responses are less than 100. N/A is shown where the base number of responses is less than 10 during the period. % is calculated as Quantity/Base number*100

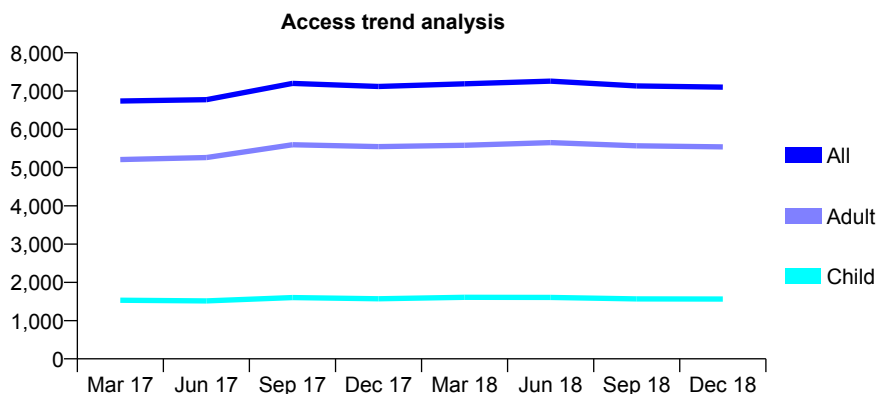
Q49 - Vital Signs At a Glance Contract Report for 101281/0205 - December 2018

Name or company name	OASIS DENTAL CARE LTD
Contract type name	GDS Contract
Purpose of contract	General
Contract start date	04/08/2009
Contract end date	

18/19 Contracted general activity (UDA)	28,000
Carry forward general activity (UDA)	0
18/19 Contracted orthodontic activity (UOA)	0
Carry forward orthodontic activity (UOA)	0
Baseline contract value	£648,528.73

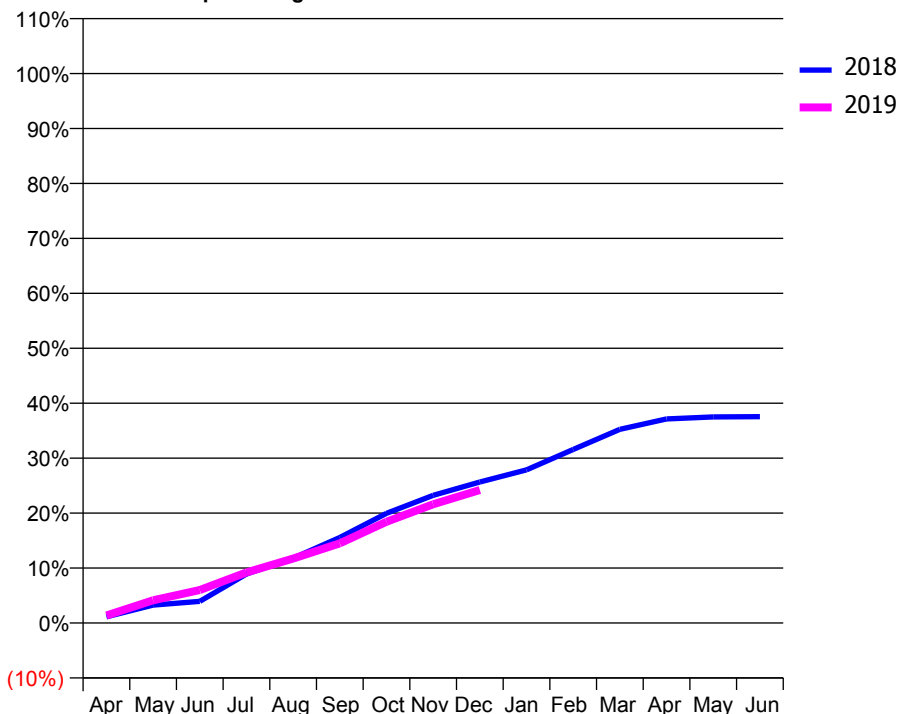
ACCESS*

Patients seen in 24 months	Total	Change since previous quarter
Quarter ending December 2017	7,119	
Quarter ending March 2018	7,189	→
Quarter ending June 2018	7,258	→
Quarter ending September 2018	7,134	↓
Quarter ending December 2018	7,103	→
Variance since December 2017	(0.2%)	→



ACTIVITY

Cumulative percentage of contracted UDA delivered 2018 & 2019



Month	Adjusted Scheduled Activity (UDA)	
	2018	2019
April	314	385
May	916	1,160
June	1,104	1,680
July	2,496	2,582
August	3,305	3,288
September	4,361	4,057
October	5,589	5,162
November	6,503	6,048
December	7,187	6,779
January	7,804	
February	8,841	
March	9,869	
April	10,402	
May	10,502	
June	10,516	

QUALITY

	Quantity	Base Number	Contract	AT	Region	England
% of FP17s for the same patient ID Re-attending within 3 months - Children	33	975	3.4%	9.9%	12.3%	11.8%
% of FP17s for the same patient ID Re-attending within 3 months - Adults	259	3,326	7.8%	14.0%	15.8%	15.6%
% of FP17s for the same patient ID Re-attending between 3 & 9 months - Children	215	975	22.1%	57.3%	60.1%	58.8%
% of FP17s for the same patient ID Re-attending between 3 & 9 months - Adults	698	3,326	21.0%	52.7%	53.3%	51.0%
% of FP17s for Band 1 Urgent Courses	715	3,903	18.3%	8.1%	9.0%	9.0%
% of FP17s Relating to Free Repair or Replacements	17	3,903	0.4%	1.1%	1.0%	0.8%
% of FP17s Relating to Continuations	16	3,903	0.4%	1.2%	1.0%	0.9%
% of Patients satisfied with the dentistry they have received	1	1	N/A	94.7%	93.8%	93.2%
% of Patients satisfied with the time they had to wait for an appointment	0	1	N/A	91.5%	89.4%	88.3%

* This is based on patients treated on this contract for their most recent course of treatment. Figures in italics indicate the base number of FP17s or Patient Questionnaire responses are less than 100. N/A is shown where the base number of responses is less than 10 during the period. % is calculated as Quantity/Base number*100

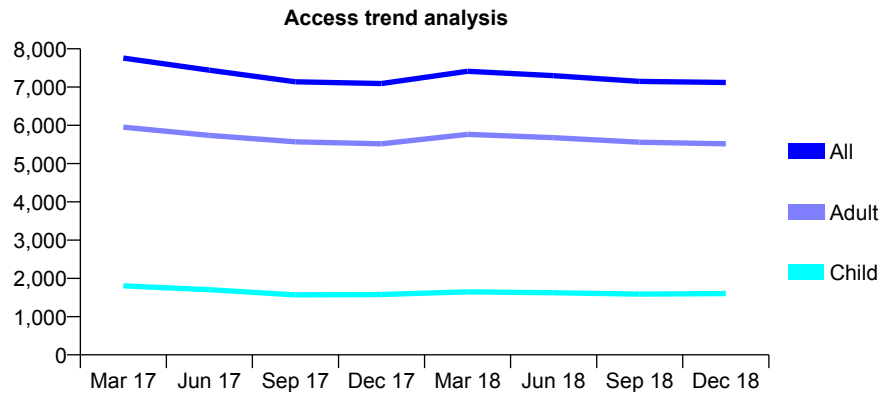
Q49 - Vital Signs At a Glance Contract Report for 101281/0206 - December 2018

Name or company name	OASIS DENTAL CARE LTD
Contract type name	GDS Contract
Purpose of contract	General
Contract start date	16/07/2009
Contract end date	

18/19 Contracted general activity (UDA)	28,000
Carry forward general activity (UDA)	0
18/19 Contracted orthodontic activity (UOA)	0
Carry forward orthodontic activity (UOA)	0
Baseline contract value	£648,528.73

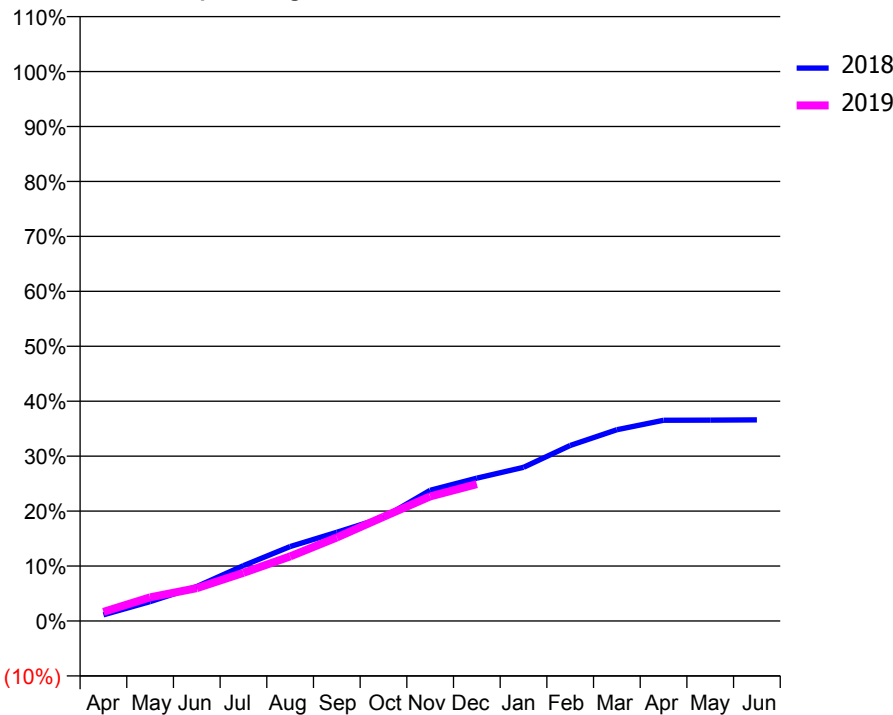
ACCESS*

Patients seen in 24 months	Total	Change since previous quarter
Quarter ending December 2017	7,093	
Quarter ending March 2018	7,411	↑
Quarter ending June 2018	7,297	↓
Quarter ending September 2018	7,148	↓
Quarter ending December 2018	7,120	→
Variance since December 2017	0.4%	→



ACTIVITY

Cumulative percentage of contracted UDA delivered 2018 & 2019



Month	Adjusted Scheduled Activity (UDA)	
	2018	2019
April	313	463
May	991	1,209
June	1,759	1,673
July	2,821	2,454
August	3,798	3,293
September	4,522	4,257
October	5,273	5,312
November	6,660	6,352
December	7,283	6,978
January	7,829	
February	8,942	
March	9,749	
April	10,228	
May	10,235	
June	10,247	

QUALITY

	Quantity	Base Number	Contract	AT	Region	England
% of FP17s for the same patient ID Re-attending within 3 months - Children	49	1,072	4.6%	9.9%	12.3%	11.8%
% of FP17s for the same patient ID Re-attending within 3 months - Adults	303	3,417	8.9%	14.0%	15.8%	15.6%
% of FP17s for the same patient ID Re-attending between 3 & 9 months - Children	157	1,072	14.6%	57.3%	60.1%	58.8%
% of FP17s for the same patient ID Re-attending between 3 & 9 months - Adults	630	3,417	18.4%	52.7%	53.3%	51.0%
% of FP17s for Band 1 Urgent Courses	708	4,180	16.9%	8.1%	9.0%	9.0%
% of FP17s Relating to Free Repair or Replacements	24	4,180	0.6%	1.1%	1.0%	0.8%
% of FP17s Relating to Continuations	29	4,180	0.7%	1.2%	1.0%	0.9%
% of Patients satisfied with the dentistry they have received	2	2	N/A	94.7%	93.8%	93.2%
% of Patients satisfied with the time they had to wait for an appointment	1	2	N/A	91.5%	89.4%	88.3%

* This is based on patients treated on this contract for their most recent course of treatment. Figures in italics indicate the base number of FP17s or Patient Questionnaire responses are less than 100. N/A is shown where the base number of responses is less than 10 during the period. % is calculated as Quantity/Base number*100

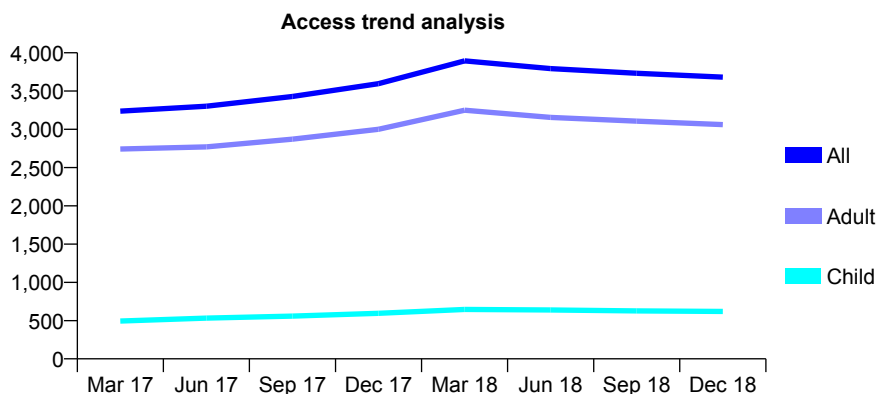
Q49 - Vital Signs At a Glance Contract Report for 101281/0222 - December 2018

Name or company name	OASIS DENTAL CARE LTD
Contract type name	PDS Plus Contract
Purpose of contract	General
Contract start date	18/08/2010
Contract end date	31/03/2020

18/19 Contracted general activity (UDA)	14,000
Carry forward general activity (UDA)	0
18/19 Contracted orthodontic activity (UOA)	0
Carry forward orthodontic activity (UOA)	0
Baseline contract value	£178,616.15

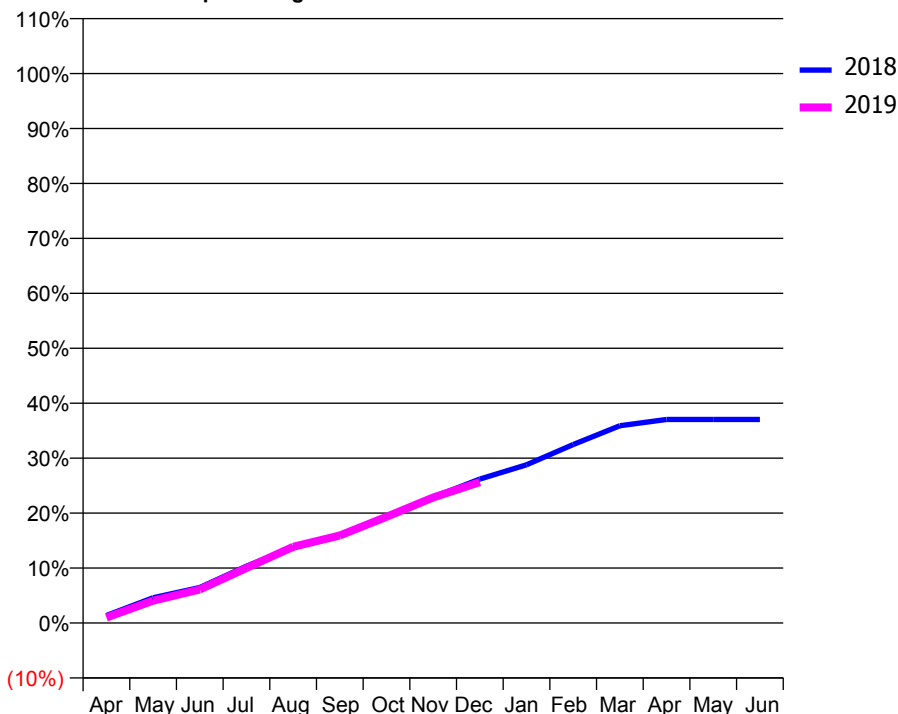
ACCESS*

Patients seen in 24 months	Total	Change since previous quarter
Quarter ending December 2017	3,596	
Quarter ending March 2018	3,894	↑
Quarter ending June 2018	3,794	↓
Quarter ending September 2018	3,732	↓
Quarter ending December 2018	3,682	↓
Variance since December 2017	2.4%	↑



ACTIVITY

Cumulative percentage of contracted UDA delivered 2018 & 2019



Month	Adjusted Scheduled Activity (UDA)	
	2018	2019
April	192	141
May	644	568
June	904	853
July	1,447	1,400
August	1,926	1,941
September	2,246	2,231
October	2,724	2,706
November	3,204	3,200
December	3,668	3,590
January	4,031	
February	4,548	
March	5,027	
April	5,185	
May	5,185	
June	5,186	

QUALITY

	Quantity	Base Number	Contract	AT	Region	England
% of FP17s for the same patient ID Re-attending within 3 months - Children	20	413	4.8%	9.9%	12.3%	11.8%
% of FP17s for the same patient ID Re-attending within 3 months - Adults	274	1,940	14.1%	14.0%	15.8%	15.6%
% of FP17s for the same patient ID Re-attending between 3 & 9 months - Children	67	413	16.2%	57.3%	60.1%	58.8%
% of FP17s for the same patient ID Re-attending between 3 & 9 months - Adults	496	1,940	25.6%	52.7%	53.3%	51.0%
% of FP17s for Band 1 Urgent Courses	407	2,257	18.0%	8.1%	9.0%	9.0%
% of FP17s Relating to Free Repair or Replacements	12	2,257	0.5%	1.1%	1.0%	0.8%
% of FP17s Relating to Continuations	15	2,257	0.7%	1.2%	1.0%	0.9%
% of Patients satisfied with the dentistry they have received	0	0	N/A	94.7%	93.8%	93.2%
% of Patients satisfied with the time they had to wait for an appointment	0	0	N/A	91.5%	89.4%	88.3%

* This is based on patients treated on this contract for their most recent course of treatment. Figures in italics indicate the base number of FP17s or Patient Questionnaire responses are less than 100. N/A is shown where the base number of responses is less than 10 during the period. % is calculated as Quantity/Base number*100

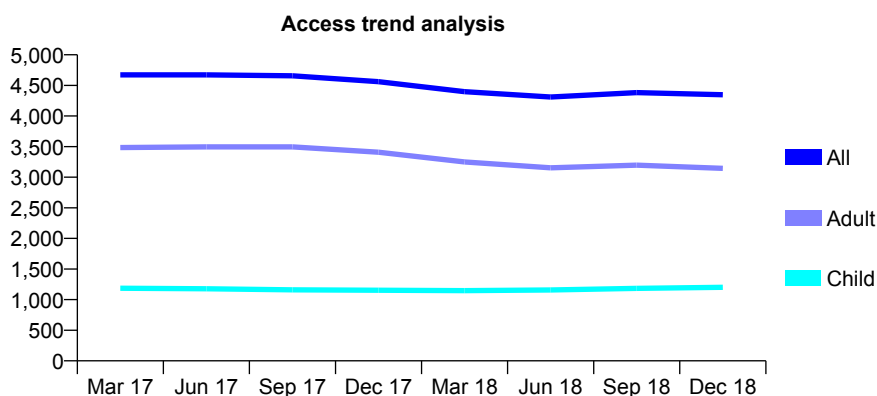
Q49 - Vital Signs At a Glance Contract Report for 101281/0223 - December 2018

Name or company name	OASIS DENTAL CARE LTD
Contract type name	PDS Plus Contract
Purpose of contract	General
Contract start date	01/09/2010
Contract end date	31/03/2020

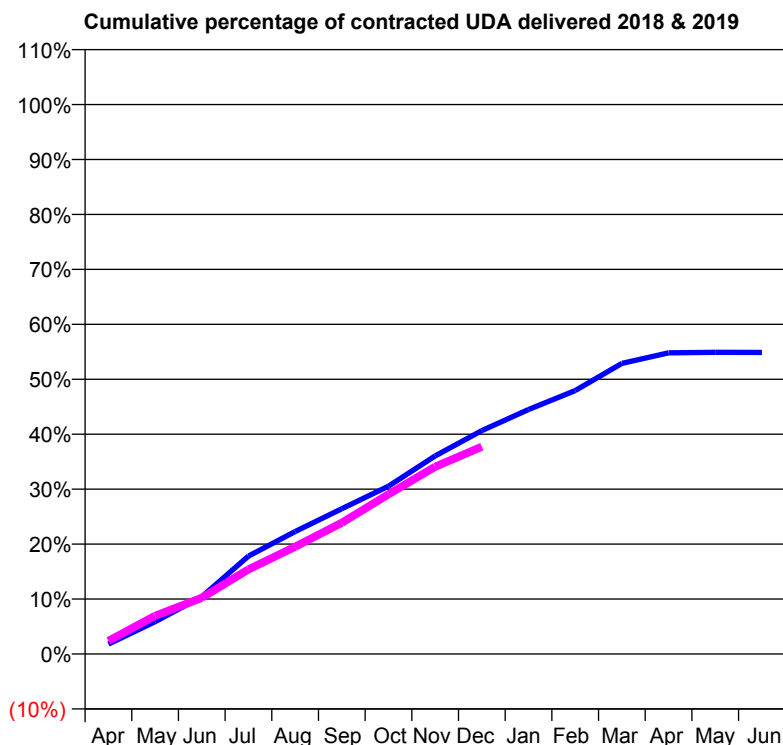
18/19 Contracted general activity (UDA)	18,000
Carry forward general activity (UDA)	0
18/19 Contracted orthodontic activity (UOA)	0
Carry forward orthodontic activity (UOA)	0
Baseline contract value	£329,496.64

ACCESS*

Patients seen in 24 months	Total	Change since previous quarter
Quarter ending December 2017	4,562	
Quarter ending March 2018	4,397	↓
Quarter ending June 2018	4,311	↓
Quarter ending September 2018	4,382	→
Quarter ending December 2018	4,347	→
Variance since December 2017	(4.7%)	↓



ACTIVITY



Month	Adjusted Scheduled Activity (UDA)	
	2018	2019
April	324	431
May	1,061	1,252
June	1,876	1,841
July	3,208	2,772
August	4,011	3,512
September	4,760	4,300
October	5,497	5,231
November	6,487	6,135
December	7,320	6,790
January	8,007	
February	8,629	
March	9,521	
April	9,866	
May	9,881	
June	9,878	

QUALITY

	Quantity	Base Number	Contract	AT	Region	England
% of FP17s for the same patient ID Re-attending within 3 months - Children	47	848	5.5%	9.9%	12.3%	11.8%
% of FP17s for the same patient ID Re-attending within 3 months - Adults	349	2,444	14.3%	14.0%	15.8%	15.6%
% of FP17s for the same patient ID Re-attending between 3 & 9 months - Children	202	848	23.8%	57.3%	60.1%	58.8%
% of FP17s for the same patient ID Re-attending between 3 & 9 months - Adults	848	2,444	34.7%	52.7%	53.3%	51.0%
% of FP17s for Band 1 Urgent Courses	354	3,091	11.5%	8.1%	9.0%	9.0%
% of FP17s Relating to Free Repair or Replacements	30	3,091	1.0%	1.1%	1.0%	0.8%
% of FP17s Relating to Continuations	32	3,091	1.0%	1.2%	1.0%	0.9%
% of Patients satisfied with the dentistry they have received	2	3	N/A	94.7%	93.8%	93.2%
% of Patients satisfied with the time they had to wait for an appointment	3	3	N/A	91.5%	89.4%	88.3%

* This is based on patients treated on this contract for their most recent course of treatment. Figures in italics indicate the base number of FP17s or Patient Questionnaire responses are less than 100. N/A is shown where the base number of responses is less than 10 during the period. % is calculated as Quantity/Base number*100

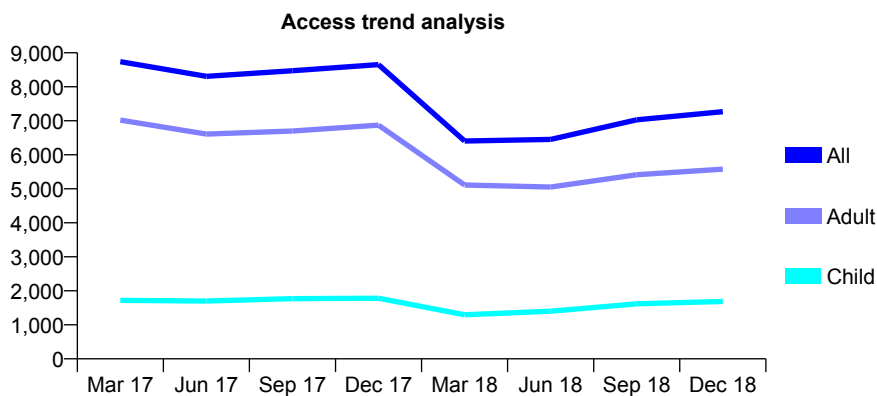
Q49 - Vital Signs At a Glance Contract Report for 101338/0046 - December 2018

Name or company name	Whitecross Dental Care Limited
Contract type name	GDS Contract
Purpose of contract	General
Contract start date	01/02/2007
Contract end date	

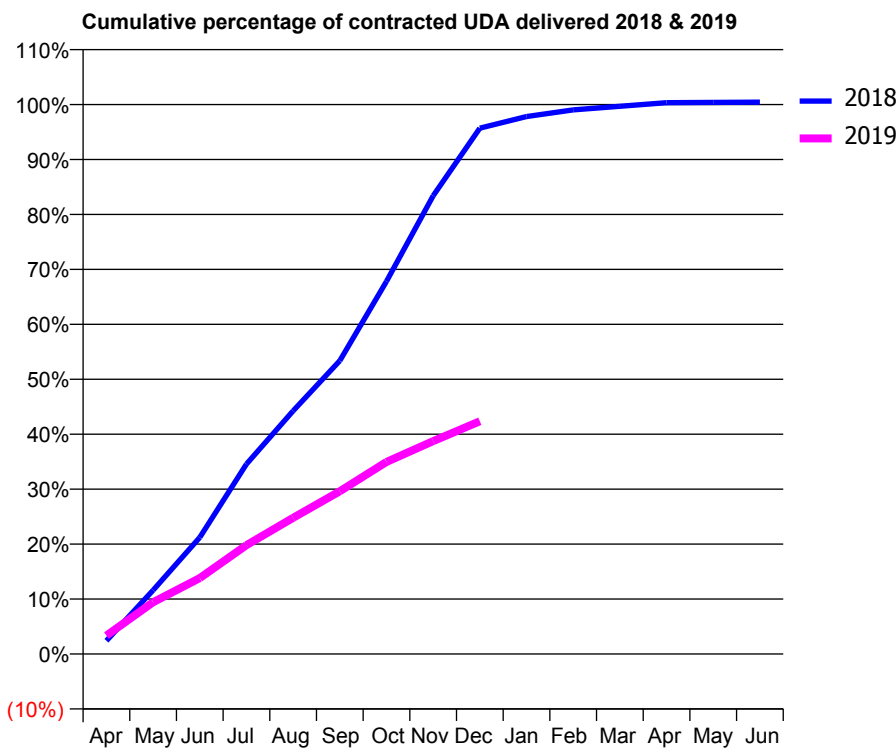
18/19 Contracted general activity (UDA)	34,237
Carry forward general activity (UDA)	-62
18/19 Contracted orthodontic activity (UOA)	0
Carry forward orthodontic activity (UOA)	0
Baseline contract value	£832,520.87

ACCESS*

Patients seen in 24 months	Total	Change since previous quarter
Quarter ending December 2017	8,653	
Quarter ending March 2018	6,407	↓
Quarter ending June 2018	6,452	→
Quarter ending September 2018	7,029	↑
Quarter ending December 2018	7,269	↑
Variance since December 2017	(16.0%)	↓



ACTIVITY



Month	Adjusted Scheduled Activity (UDA)	
	2018	2019
April	354	1,155
May	1,709	3,225
June	3,121	4,731
July	5,085	6,786
August	6,513	8,486
September	7,855	10,140
October	9,979	11,967
November	12,271	13,265
December	14,083	14,503
January	14,394	
February	14,571	
March	14,668	
April	14,764	
May	14,773	
June	14,777	

QUALITY

	Quantity	Base Number	Contract	AT	Region	England
% of FP17s for the same patient ID Re-attending within 3 months - Children	68	1,698	4.0%	9.9%	12.3%	11.8%
% of FP17s for the same patient ID Re-attending within 3 months - Adults	505	5,336	9.5%	14.0%	15.8%	15.6%
% of FP17s for the same patient ID Re-attending between 3 & 9 months - Children	541	1,698	31.9%	57.3%	60.1%	58.8%
% of FP17s for the same patient ID Re-attending between 3 & 9 months - Adults	1,690	5,336	31.7%	52.7%	53.3%	51.0%
% of FP17s for Band 1 Urgent Courses	838	7,006	12.0%	8.1%	9.0%	9.0%
% of FP17s Relating to Free Repair or Replacements	32	7,006	0.5%	1.1%	1.0%	0.8%
% of FP17s Relating to Continuations	52	7,006	0.7%	1.2%	1.0%	0.9%
% of Patients satisfied with the dentistry they have received	1	1	N/A	94.7%	93.8%	93.2%
% of Patients satisfied with the time they had to wait for an appointment	1	1	N/A	91.5%	89.4%	88.3%

* This is based on patients treated on this contract for their most recent course of treatment. Figures in italics indicate the base number of FP17s or Patient Questionnaire responses are less than 100. N/A is shown where the base number of responses is less than 10 during the period. % is calculated as Quantity/Base number*100

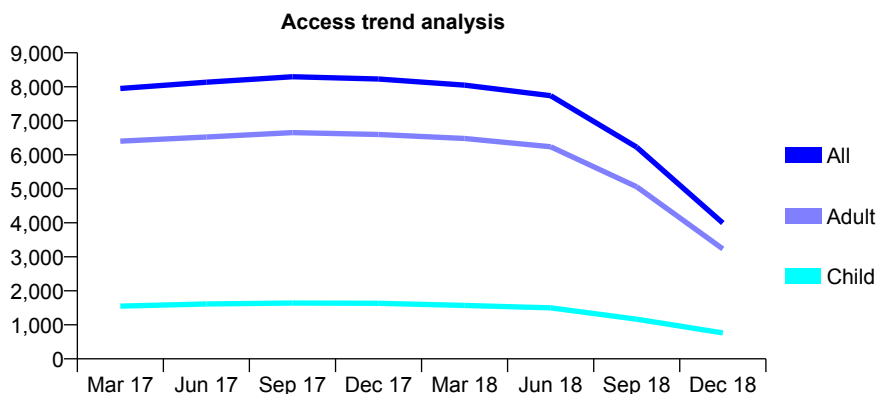
Q49 - Vital Signs At a Glance Contract Report for 101338/0071 - December 2018

Name or company name	Nook Street Dental Practice Partnership
Contract type name	GDS Contract
Purpose of contract	General
Contract start date	01/12/2008
Contract end date	31/07/2018

18/19 Contracted general activity (UDA)	8,098
Carry forward general activity (UDA)	0
18/19 Contracted orthodontic activity (UOA)	0
Carry forward orthodontic activity (UOA)	0
Baseline contract value	£266,294.48

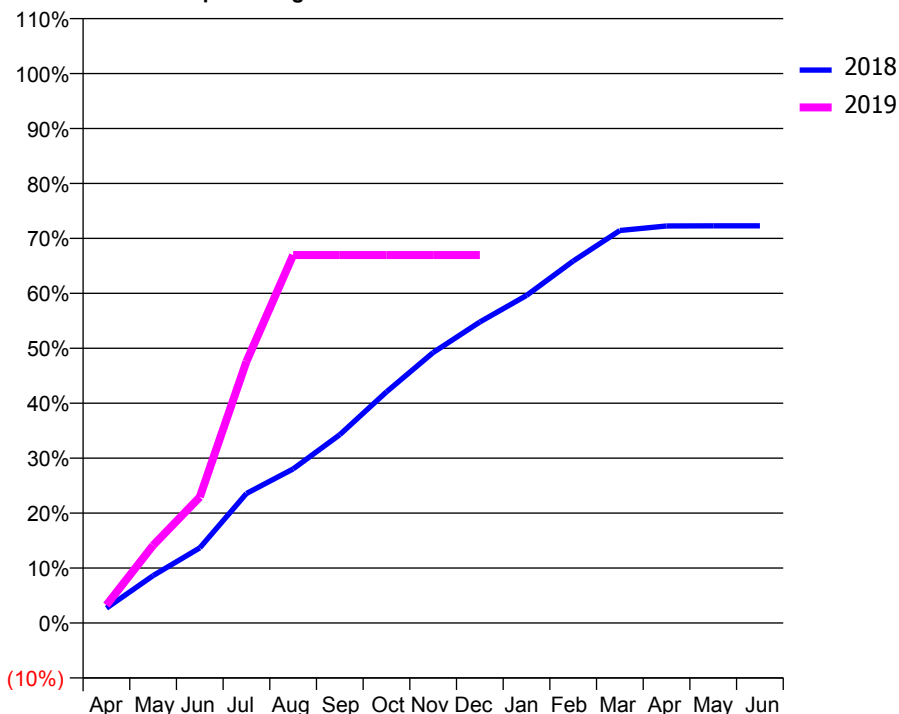
ACCESS*

Patients seen in 24 months	Total	Change since previous quarter
Quarter ending December 2017	8,231	
Quarter ending March 2018	8,048	↓
Quarter ending June 2018	7,739	↓
Quarter ending September 2018	6,227	↓
Quarter ending December 2018	3,995	↓
Variance since December 2017	(51.5%)	↓



ACTIVITY

Cumulative percentage of contracted UDA delivered 2018 & 2019



Month	Adjusted Scheduled Activity (UDA)	
	2018	2019
April	658	264
May	2,097	1,144
June	3,324	1,855
July	5,728	3,854
August	6,812	5,423
September	8,328	5,423
October	10,221	5,423
November	11,956	5,423
December	13,308	5,423
January	14,480	
February	16,006	
March	17,354	
April	17,556	
May	17,563	
June	17,563	

QUALITY

	Quantity	Base Number	Contract	AT	Region	England
% of FP17s for the same patient ID Re-attending within 3 months - Children	31	746	4.2%	9.9%	12.3%	11.8%
% of FP17s for the same patient ID Re-attending within 3 months - Adults	184	2,762	6.7%	14.0%	15.8%	15.6%
% of FP17s for the same patient ID Re-attending between 3 & 9 months - Children	367	746	49.2%	57.3%	60.1%	58.8%
% of FP17s for the same patient ID Re-attending between 3 & 9 months - Adults	1,251	2,762	45.3%	52.7%	53.3%	51.0%
% of FP17s for Band 1 Urgent Courses	198	3,440	5.8%	8.1%	9.0%	9.0%
% of FP17s Relating to Free Repair or Replacements	13	3,440	0.4%	1.1%	1.0%	0.8%
% of FP17s Relating to Continuations	20	3,440	0.6%	1.2%	1.0%	0.9%
% of Patients satisfied with the dentistry they have received	1	1	N/A	94.7%	93.8%	93.2%
% of Patients satisfied with the time they had to wait for an appointment	0	1	N/A	91.5%	89.4%	88.3%

* This is based on patients treated on this contract for their most recent course of treatment. Figures in italics indicate the base number of FP17s or Patient Questionnaire responses are less than 100. N/A is shown where the base number of responses is less than 10 during the period. % is calculated as Quantity/Base number*100

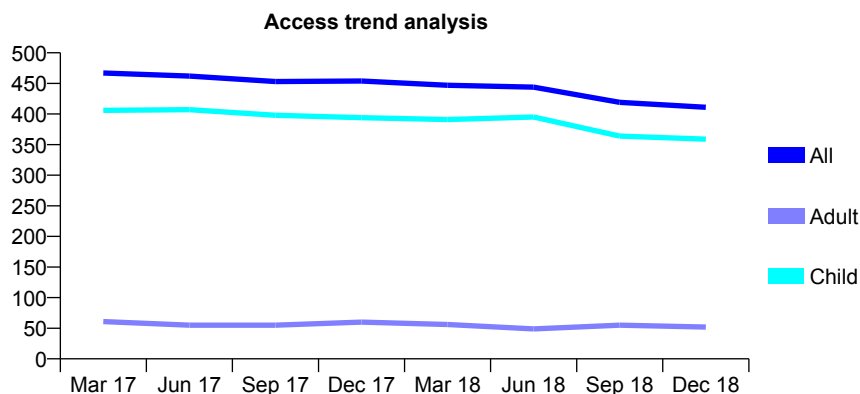
Q49 - Vital Signs At a Glance Contract Report for 105953/0001 - December 2018

Name or company name	St Helen's Dental Practice Ltd
Contract type name	GDS Contract
Purpose of contract	General
Contract start date	01/05/2011
Contract end date	

18/19 Contracted general activity (UDA)	1,000
Carry forward general activity (UDA)	0
18/19 Contracted orthodontic activity (UOA)	0
Carry forward orthodontic activity (UOA)	0
Baseline contract value	£23,989.14

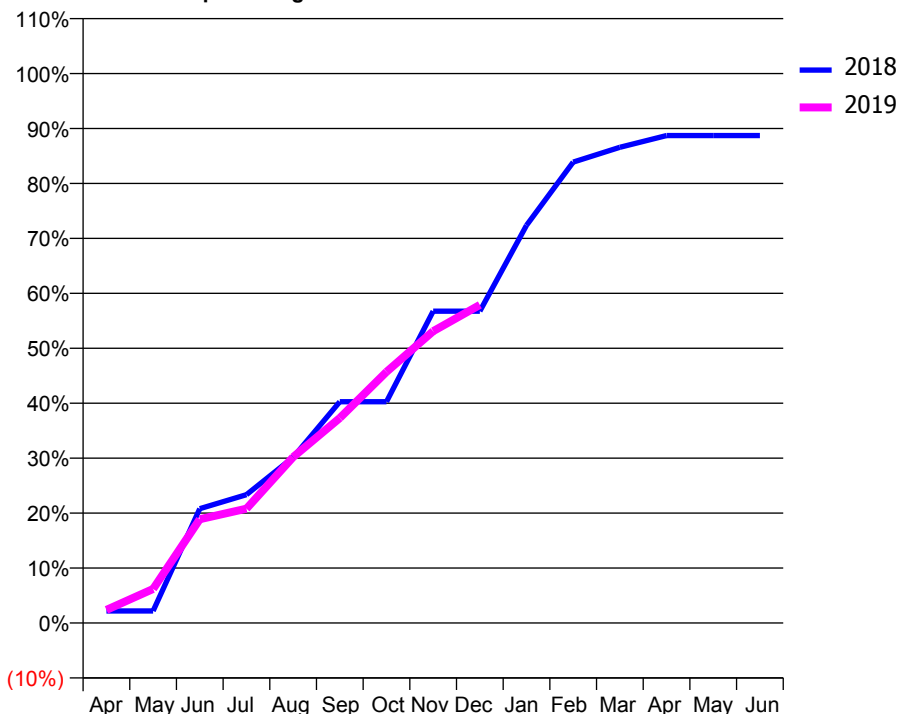
ACCESS*

Patients seen in 24 months	Total	Change since previous quarter
Quarter ending December 2017	454	
Quarter ending March 2018	447	↓
Quarter ending June 2018	444	→
Quarter ending September 2018	419	↓
Quarter ending December 2018	411	↓
Variance since December 2017	(9.5%)	↓



ACTIVITY

Cumulative percentage of contracted UDA delivered 2018 & 2019



Adjusted Scheduled Activity (UDA)		
Month	2018	2019
April	22	24
May	22	62
June	208	189
July	234	208
August	302	302
September	403	373
October	403	457
November	568	531
December	568	579
January	724	
February	839	
March	866	
April	887	
May	887	
June	887	

QUALITY

	Quantity	Base Number	Contract	AT	Region	England
% of FP17s for the same patient ID Re-attending within 3 months - Children	41	444	9.2%	9.9%	12.3%	11.8%
% of FP17s for the same patient ID Re-attending within 3 months - Adults	0	0	N/A	14.0%	15.8%	15.6%
% of FP17s for the same patient ID Re-attending between 3 & 9 months - Children	282	444	63.5%	57.3%	60.1%	58.8%
% of FP17s for the same patient ID Re-attending between 3 & 9 months - Adults	0	0	N/A	52.7%	53.3%	51.0%
% of FP17s for Band 1 Urgent Courses	0	421	0.0%	8.1%	9.0%	9.0%
% of FP17s Relating to Free Repair or Replacements	0	421	0.0%	1.1%	1.0%	0.8%
% of FP17s Relating to Continuations	4	421	1.0%	1.2%	1.0%	0.9%
% of Patients satisfied with the dentistry they have received	0	0	N/A	94.7%	93.8%	93.2%
% of Patients satisfied with the time they had to wait for an appointment	0	0	N/A	91.5%	89.4%	88.3%

* This is based on patients treated on this contract for their most recent course of treatment. Figures in italics indicate the base number of FP17s or Patient Questionnaire responses are less than 100. N/A is shown where the base number of responses is less than 10 during the period. % is calculated as Quantity/Base number*100

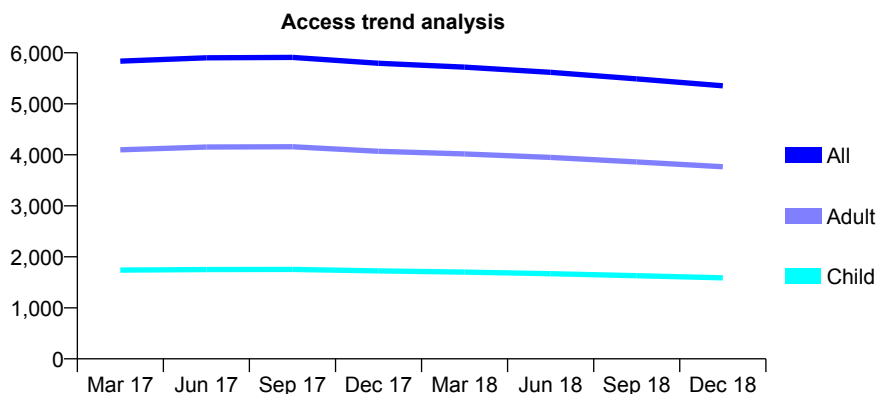
Q49 - Vital Signs At a Glance Contract Report for 106453/0001 - December 2018

Name or company name	The Whitley Dental Clinic Partnership
Contract type name	GDS Contract
Purpose of contract	General
Contract start date	01/11/2013
Contract end date	

18/19 Contracted general activity (UDA)	13,393
Carry forward general activity (UDA)	0
18/19 Contracted orthodontic activity (UOA)	0
Carry forward orthodontic activity (UOA)	0
Baseline contract value	£331,930.11

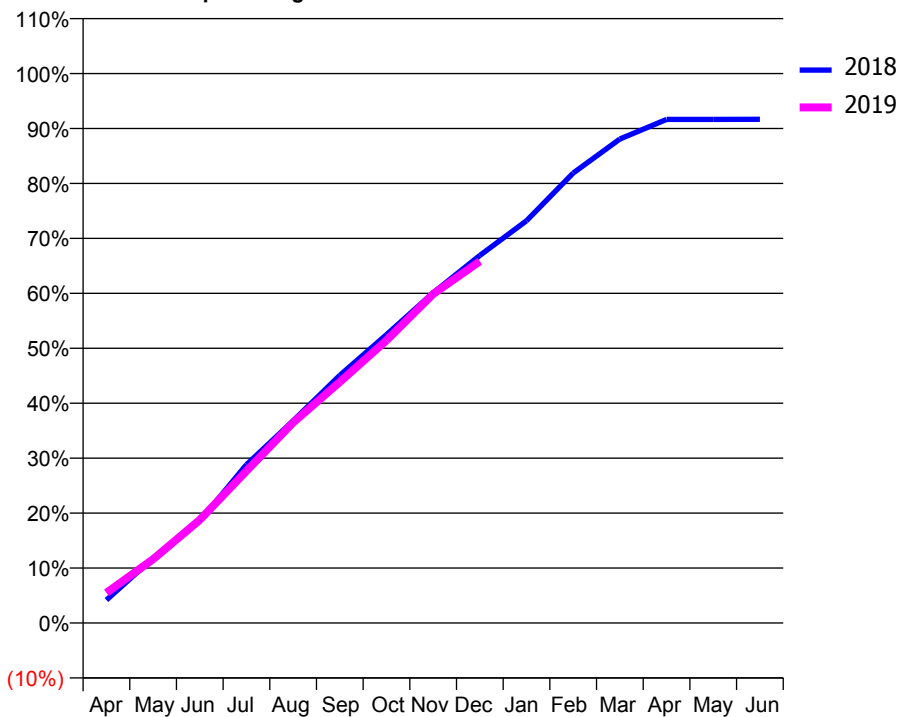
ACCESS*

Patients seen in 24 months	Total	Change since previous quarter
Quarter ending December 2017	5,794	
Quarter ending March 2018	5,718	↓
Quarter ending June 2018	5,617	↓
Quarter ending September 2018	5,488	↓
Quarter ending December 2018	5,353	↓
Variance since December 2017	(7.6%)	↓



ACTIVITY

Cumulative percentage of contracted UDA delivered 2018 & 2019



Month	Adjusted Scheduled Activity (UDA)	
	2018	2019
April	556	736
May	1,566	1,556
June	2,466	2,514
July	3,827	3,706
August	4,886	4,886
September	5,986	5,875
October	6,969	6,888
November	7,979	8,019
December	8,883	8,817
January	9,722	
February	10,875	
March	11,695	
April	12,168	
May	12,169	
June	12,173	

QUALITY

	Quantity	Base Number	Contract	AT	Region	England
% of FP17s for the same patient ID Re-attending within 3 months - Children	141	1,698	8.3%	9.9%	12.3%	11.8%
% of FP17s for the same patient ID Re-attending within 3 months - Adults	670	3,785	17.7%	14.0%	15.8%	15.6%
% of FP17s for the same patient ID Re-attending between 3 & 9 months - Children	952	1,698	56.1%	57.3%	60.1%	58.8%
% of FP17s for the same patient ID Re-attending between 3 & 9 months - Adults	2,021	3,785	53.4%	52.7%	53.3%	51.0%
% of FP17s for Band 1 Urgent Courses	498	4,905	10.2%	8.1%	9.0%	9.0%
% of FP17s Relating to Free Repair or Replacements	48	4,905	1.0%	1.1%	1.0%	0.8%
% of FP17s Relating to Continuations	34	4,905	0.7%	1.2%	1.0%	0.9%
% of Patients satisfied with the dentistry they have received	1	1	N/A	94.7%	93.8%	93.2%
% of Patients satisfied with the time they had to wait for an appointment	0	1	N/A	91.5%	89.4%	88.3%

* This is based on patients treated on this contract for their most recent course of treatment. Figures in italics indicate the base number of FP17s or Patient Questionnaire responses are less than 100. N/A is shown where the base number of responses is less than 10 during the period. % is calculated as Quantity/Base number*100

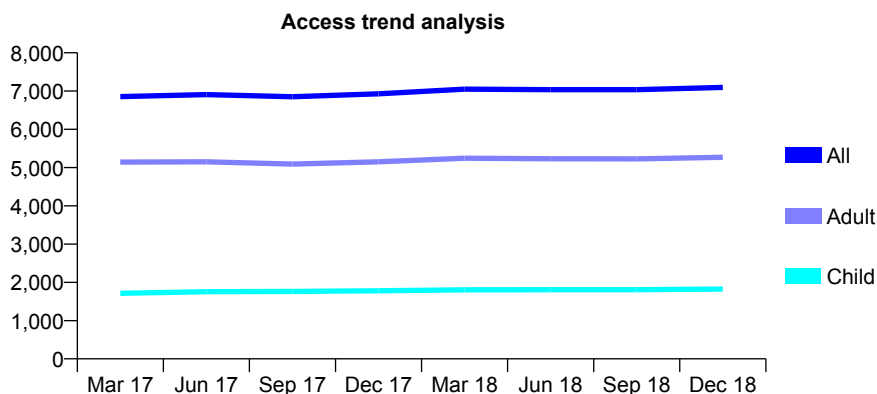
Q49 - Vital Signs At a Glance Contract Report for 109193/0001 - December 2018

Name or company name	Browns ₂ Dental Surgery
Contract type name	GDS Contract
Purpose of contract	General
Contract start date	09/10/2013
Contract end date	

18/19 Contracted general activity (UDA)	20,616
Carry forward general activity (UDA)	0
18/19 Contracted orthodontic activity (UOA)	0
Carry forward orthodontic activity (UOA)	0
Baseline contract value	£555,415.18

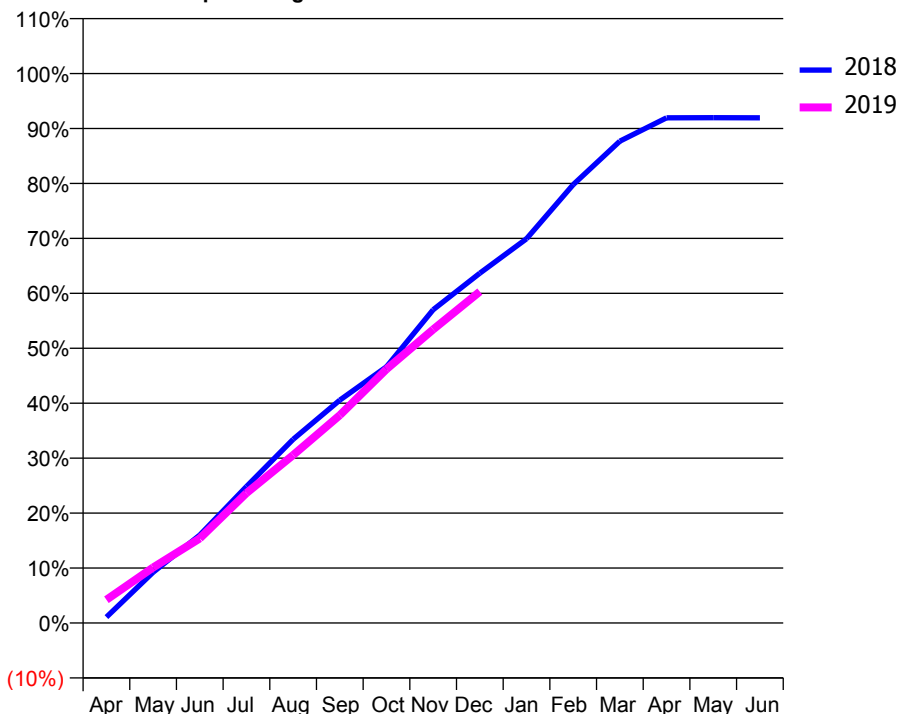
ACCESS*

Patients seen in 24 months	Total	Change since previous quarter
Quarter ending December 2017	6,929	
Quarter ending March 2018	7,049	→
Quarter ending June 2018	7,037	→
Quarter ending September 2018	7,035	→
Quarter ending December 2018	7,094	→
Variance since December 2017	2.4%	↑



ACTIVITY

Cumulative percentage of contracted UDA delivered 2018 & 2019



Month	Adjusted Scheduled Activity (UDA)	
	2018	2019
April	221	871
May	1,903	2,085
June	3,298	3,172
July	5,118	4,877
August	6,891	6,302
September	8,360	7,799
October	9,615	9,524
November	11,756	11,014
December	13,125	12,437
January	14,416	
February	16,446	
March	18,078	
April	18,951	
May	18,956	
June	18,955	

QUALITY

	Quantity	Base Number	Contract	AT	Region	England
% of FP17s for the same patient ID Re-attending within 3 months - Children	79	1,596	4.9%	9.9%	12.3%	11.8%
% of FP17s for the same patient ID Re-attending within 3 months - Adults	616	4,578	13.5%	14.0%	15.8%	15.6%
% of FP17s for the same patient ID Re-attending between 3 & 9 months - Children	782	1,596	49.0%	57.3%	60.1%	58.8%
% of FP17s for the same patient ID Re-attending between 3 & 9 months - Adults	2,080	4,578	45.4%	52.7%	53.3%	51.0%
% of FP17s for Band 1 Urgent Courses	433	5,791	7.5%	8.1%	9.0%	9.0%
% of FP17s Relating to Free Repair or Replacements	126	5,791	2.2%	1.1%	1.0%	0.8%
% of FP17s Relating to Continuations	113	5,791	2.0%	1.2%	1.0%	0.9%
% of Patients satisfied with the dentistry they have received	4	4	N/A	94.7%	93.8%	93.2%
% of Patients satisfied with the time they had to wait for an appointment	4	4	N/A	91.5%	89.4%	88.3%

* This is based on patients treated on this contract for their most recent course of treatment. Figures in italics indicate the base number of FP17s or Patient Questionnaire responses are less than 100. N/A is shown where the base number of responses is less than 10 during the period. % is calculated as Quantity/Base number*100

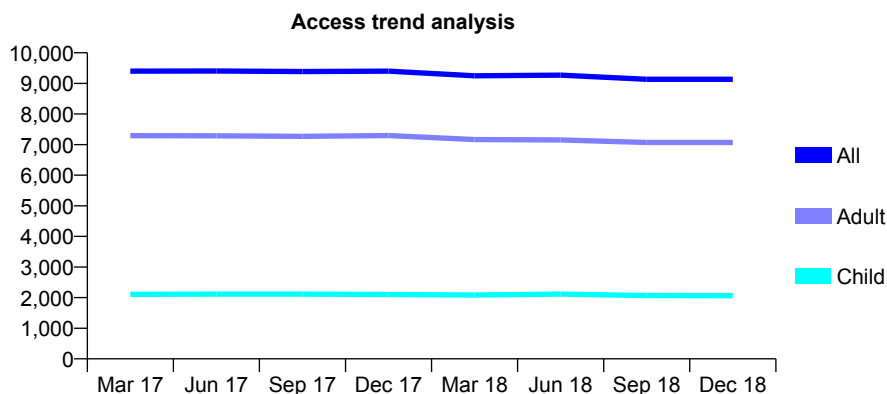
Q49 - Vital Signs At a Glance Contract Report for 109290/0001 - December 2018

Name or company name	Kenton Park Dental Practice Partnership
Contract type name	GDS Contract
Purpose of contract	General
Contract start date	01/08/2013
Contract end date	

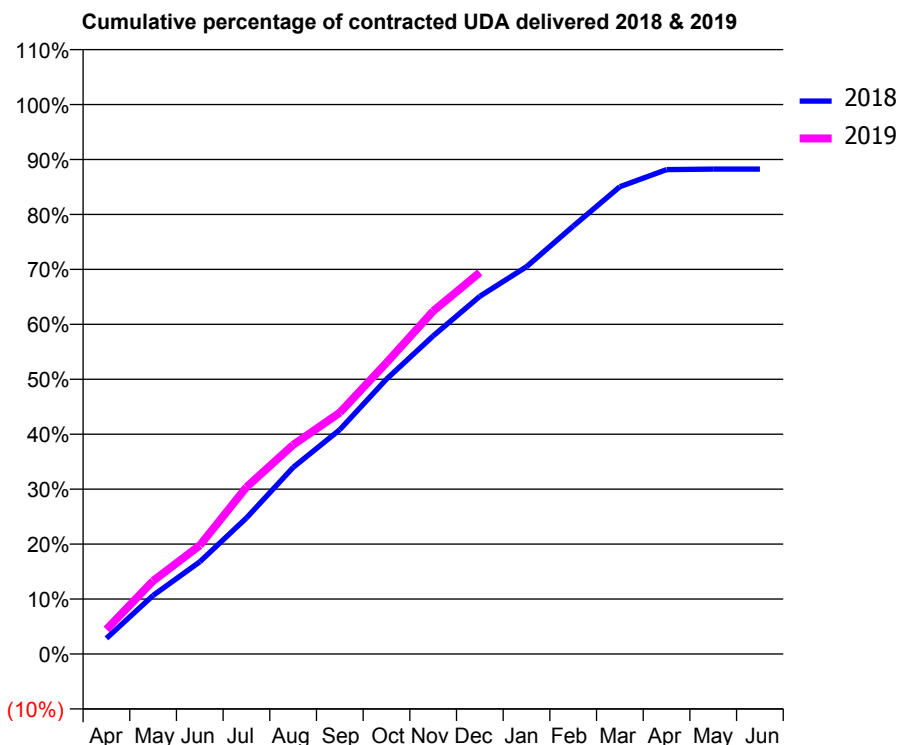
18/19 Contracted general activity (UDA)	25,000
Carry forward general activity (UDA)	0
18/19 Contracted orthodontic activity (UOA)	0
Carry forward orthodontic activity (UOA)	0
Baseline contract value	£652,685.12

ACCESS*

Patients seen in 24 months	Total	Change since previous quarter
Quarter ending December 2017	9,399	
Quarter ending March 2018	9,249	↓
Quarter ending June 2018	9,271	→
Quarter ending September 2018	9,137	↓
Quarter ending December 2018	9,134	→
Variance since December 2017	(2.8%)	↓



ACTIVITY



Month	Adjusted Scheduled Activity (UDA)	
	2018	2019
April	777	1,120
May	2,915	3,325
June	4,585	4,944
July	6,766	7,595
August	9,277	9,518
September	11,156	10,986
October	13,663	13,251
November	15,817	15,602
December	17,781	17,358
January	19,256	
February	21,268	
March	23,233	
April	24,080	
May	24,104	
June	24,106	

QUALITY

	Quantity	Base Number	Contract	AT	Region	England
% of FP17s for the same patient ID Re-attending within 3 months - Children	90	2,224	4.0%	9.9%	12.3%	11.8%
% of FP17s for the same patient ID Re-attending within 3 months - Adults	911	6,868	13.3%	14.0%	15.8%	15.6%
% of FP17s for the same patient ID Re-attending between 3 & 9 months - Children	1,452	2,224	65.3%	57.3%	60.1%	58.8%
% of FP17s for the same patient ID Re-attending between 3 & 9 months - Adults	3,772	6,868	54.9%	52.7%	53.3%	51.0%
% of FP17s for Band 1 Urgent Courses	784	8,648	9.1%	8.1%	9.0%	9.0%
% of FP17s Relating to Free Repair or Replacements	83	8,648	1.0%	1.1%	1.0%	0.8%
% of FP17s Relating to Continuations	131	8,648	1.5%	1.2%	1.0%	0.9%
% of Patients satisfied with the dentistry they have received	1	1	N/A	94.7%	93.8%	93.2%
% of Patients satisfied with the time they had to wait for an appointment	0	1	N/A	91.5%	89.4%	88.3%

* This is based on patients treated on this contract for their most recent course of treatment. Figures in italics indicate the base number of FP17s or Patient Questionnaire responses are less than 100. N/A is shown where the base number of responses is less than 10 during the period. % is calculated as Quantity/Base number*100

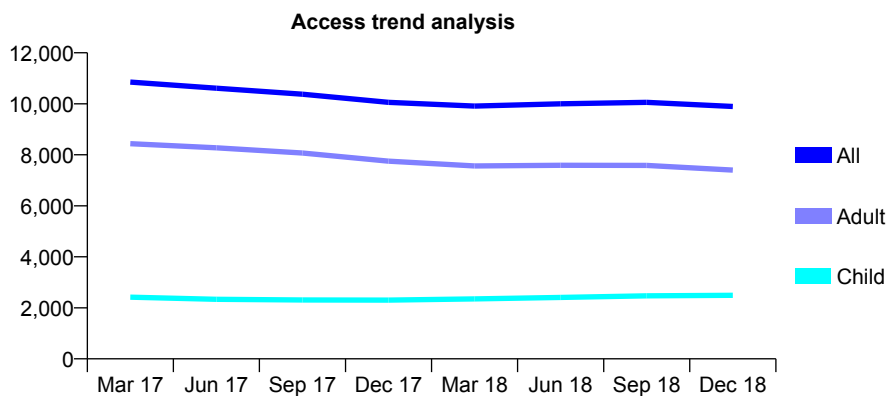
Q49 - Vital Signs At a Glance Contract Report for 109401/0002 - December 2018

Name or company name	IDH 406 Ltd
Contract type name	GDS Contract
Purpose of contract	General
Contract start date	01/05/2009
Contract end date	

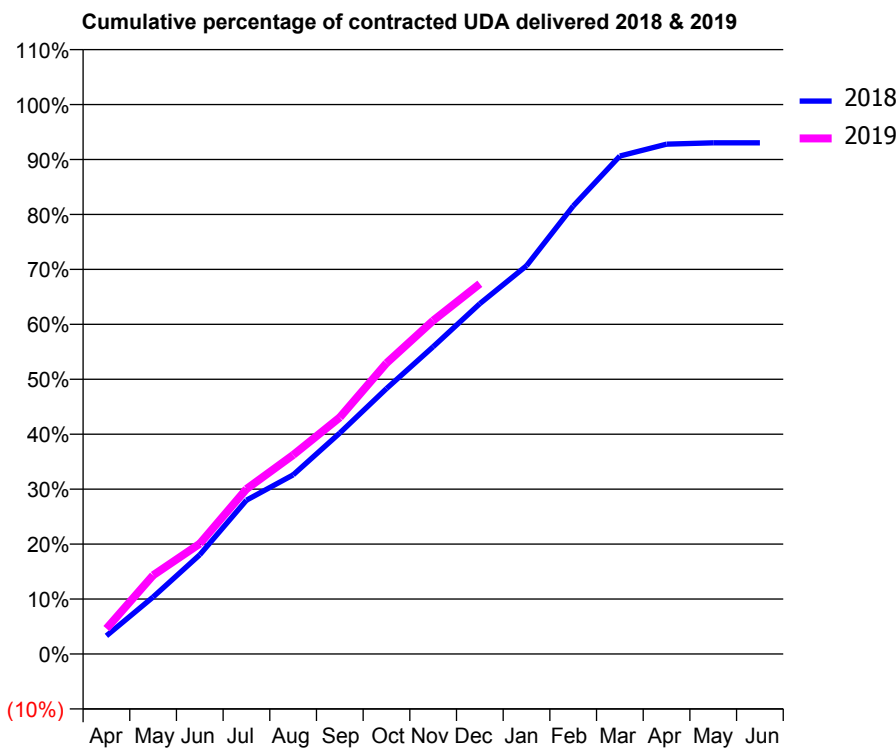
18/19 Contracted general activity (UDA)	28,624
Carry forward general activity (UDA)	0
18/19 Contracted orthodontic activity (UOA)	0
Carry forward orthodontic activity (UOA)	0
Baseline contract value	£702,591.88

ACCESS*

Patients seen in 24 months	Total	Change since previous quarter
Quarter ending December 2017	10,056	
Quarter ending March 2018	9,912	↓
Quarter ending June 2018	9,998	→
Quarter ending September 2018	10,057	→
Quarter ending December 2018	9,895	↓
Variance since December 2017	(1.6%)	↓



ACTIVITY



Month	Adjusted Scheduled Activity (UDA)	
	2018	2019
April	915	1,324
May	2,868	4,100
June	4,991	5,750
July	7,734	8,599
August	9,006	10,370
September	11,110	12,327
October	13,340	15,153
November	15,445	17,370
December	17,616	19,284
January	19,520	
February	22,518	
March	25,037	
April	25,632	
May	25,700	
June	25,701	

QUALITY

	Quantity	Base Number	Contract	AT	Region	England
% of FP17s for the same patient ID Re-attending within 3 months - Children	117	2,624	4.5%	9.9%	12.3%	11.8%
% of FP17s for the same patient ID Re-attending within 3 months - Adults	610	7,266	8.4%	14.0%	15.8%	15.6%
% of FP17s for the same patient ID Re-attending between 3 & 9 months - Children	1,404	2,624	53.5%	57.3%	60.1%	58.8%
% of FP17s for the same patient ID Re-attending between 3 & 9 months - Adults	3,777	7,266	52.0%	52.7%	53.3%	51.0%
% of FP17s for Band 1 Urgent Courses	635	9,591	6.6%	8.1%	9.0%	9.0%
% of FP17s Relating to Free Repair or Replacements	40	9,591	0.4%	1.1%	1.0%	0.8%
% of FP17s Relating to Continuations	65	9,591	0.7%	1.2%	1.0%	0.9%
% of Patients satisfied with the dentistry they have received	2	2	N/A	94.7%	93.8%	93.2%
% of Patients satisfied with the time they had to wait for an appointment	2	2	N/A	91.5%	89.4%	88.3%

* This is based on patients treated on this contract for their most recent course of treatment. Figures in italics indicate the base number of FP17s or Patient Questionnaire responses are less than 100. N/A is shown where the base number of responses is less than 10 during the period. % is calculated as Quantity/Base number*100

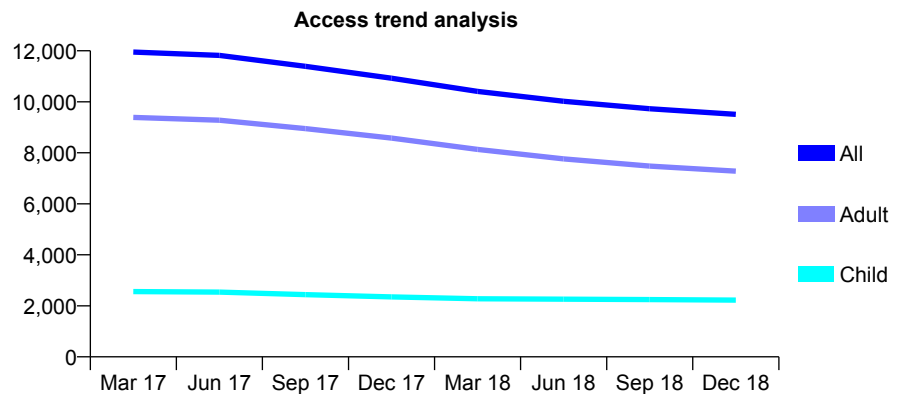
Q49 - Vital Signs At a Glance Contract Report for 116521/0001 - December 2018

Name or company name	Central Dental Practice
Contract type name	GDS Contract
Purpose of contract	General
Contract start date	01/04/2010
Contract end date	

18/19 Contracted general activity (UDA)	36,564
Carry forward general activity (UDA)	-297
18/19 Contracted orthodontic activity (UOA)	0
Carry forward orthodontic activity (UOA)	0
Baseline contract value	£888,932.56

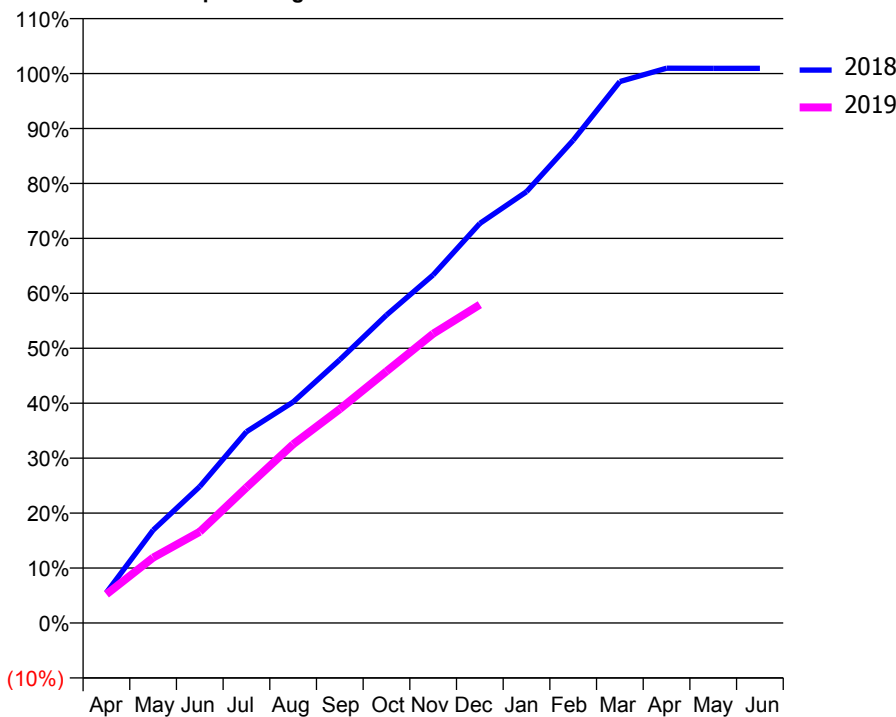
ACCESS*

Patients seen in 24 months	Total	Change since previous quarter
Quarter ending December 2017	10,928	
Quarter ending March 2018	10,409	↓
Quarter ending June 2018	10,023	↓
Quarter ending September 2018	9,729	↓
Quarter ending December 2018	9,507	↓
Variance since December 2017	(13.0%)	↓



ACTIVITY

Cumulative percentage of contracted UDA delivered 2018 & 2019



Month	Adjusted Scheduled Activity (UDA)	
	2018	2019
April	1,245	1,909
May	3,804	4,354
June	5,588	6,076
July	7,830	9,018
August	9,050	11,893
September	10,780	14,236
October	12,608	16,746
November	14,252	19,252
December	16,359	21,187
January	17,663	
February	19,767	
March	22,170	
April	22,716	
May	22,713	
June	22,713	

QUALITY

	Quantity	Base Number	Contract	AT	Region	England
% of FP17s for the same patient ID Re-attending within 3 months - Children	160	2,338	6.8%	9.9%	12.3%	11.8%
% of FP17s for the same patient ID Re-attending within 3 months - Adults	825	6,898	12.0%	14.0%	15.8%	15.6%
% of FP17s for the same patient ID Re-attending between 3 & 9 months - Children	1,052	2,338	45.0%	57.3%	60.1%	58.8%
% of FP17s for the same patient ID Re-attending between 3 & 9 months - Adults	3,177	6,898	46.1%	52.7%	53.3%	51.0%
% of FP17s for Band 1 Urgent Courses	1,049	8,994	11.7%	8.1%	9.0%	9.0%
% of FP17s Relating to Free Repair or Replacements	104	8,994	1.2%	1.1%	1.0%	0.8%
% of FP17s Relating to Continuations	94	8,994	1.0%	1.2%	1.0%	0.9%
% of Patients satisfied with the dentistry they have received	6	7	N/A	94.7%	93.8%	93.2%
% of Patients satisfied with the time they had to wait for an appointment	6	7	N/A	91.5%	89.4%	88.3%

* This is based on patients treated on this contract for their most recent course of treatment. Figures in italics indicate the base number of FP17s or Patient Questionnaire responses are less than 100. N/A is shown where the base number of responses is less than 10 during the period. % is calculated as Quantity/Base number*100

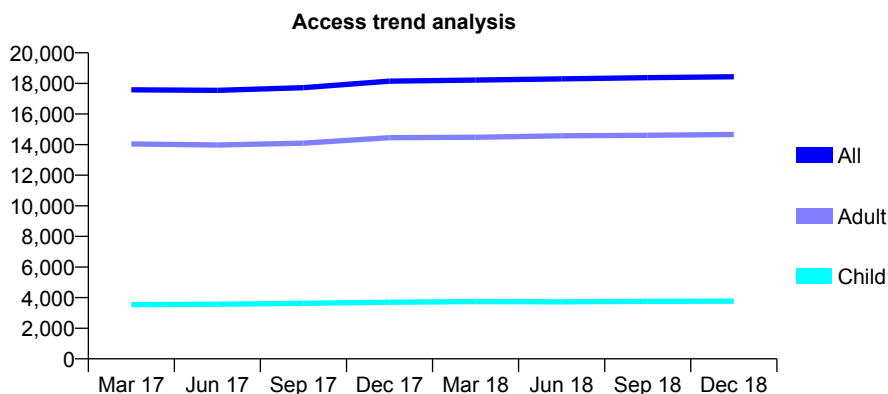
Q49 - Vital Signs At a Glance Contract Report for 116998/0001 - December 2018

Name or company name	The Cowpen and Waterloo Dental Practice
Contract type name	GDS Contract
Purpose of contract	General
Contract start date	30/07/2013
Contract end date	

18/19 Contracted general activity (UDA)	58,847
Carry forward general activity (UDA)	0
18/19 Contracted orthodontic activity (UOA)	0
Carry forward orthodontic activity (UOA)	0
Baseline contract value	£1,893,884.64

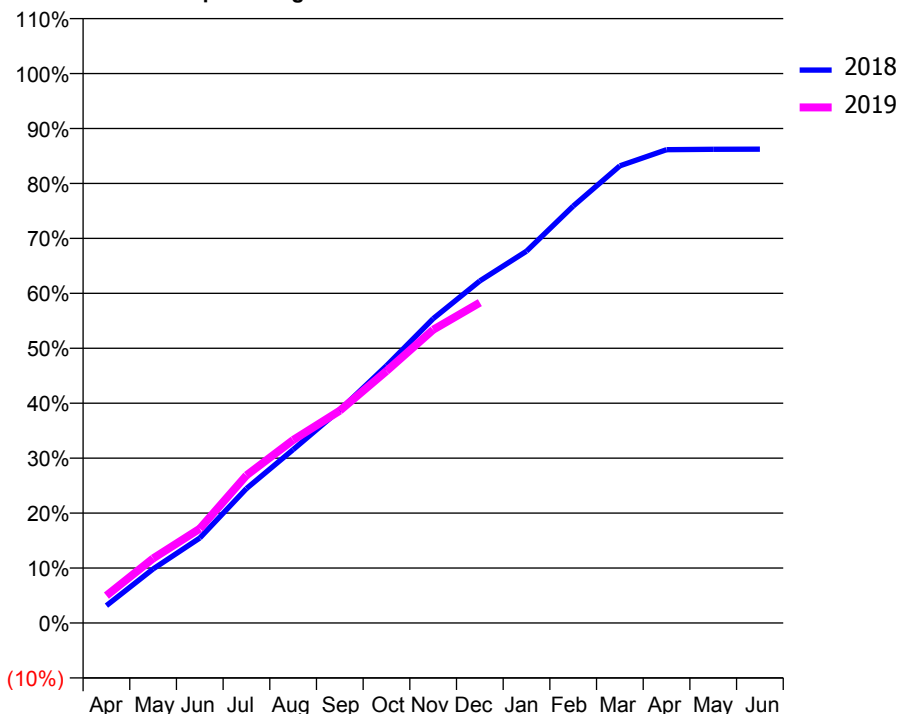
ACCESS*

Patients seen in 24 months	Total	Change since previous quarter
Quarter ending December 2017	18,148	
Quarter ending March 2018	18,219	→
Quarter ending June 2018	18,295	→
Quarter ending September 2018	18,373	→
Quarter ending December 2018	18,432	→
Variance since December 2017	1.6%	→



ACTIVITY

Cumulative percentage of contracted UDA delivered 2018 & 2019



Month	Adjusted Scheduled Activity (UDA)	
	2018	2019
April	1,930	2,931
May	6,017	6,923
June	9,462	10,107
July	14,960	15,816
August	19,301	19,605
September	23,706	22,735
October	28,642	26,986
November	33,870	31,407
December	38,067	34,306
January	41,389	
February	46,404	
March	50,888	
April	52,677	
May	52,722	
June	52,728	

QUALITY

	Quantity	Base Number	Contract	AT	Region	England
% of FP17s for the same patient ID Re-attending within 3 months - Children	233	3,974	5.9%	9.9%	12.3%	11.8%
% of FP17s for the same patient ID Re-attending within 3 months - Adults	1,661	14,099	11.8%	14.0%	15.8%	15.6%
% of FP17s for the same patient ID Re-attending between 3 & 9 months - Children	2,338	3,974	58.8%	57.3%	60.1%	58.8%
% of FP17s for the same patient ID Re-attending between 3 & 9 months - Adults	7,786	14,099	55.2%	52.7%	53.3%	51.0%
% of FP17s for Band 1 Urgent Courses	1,443	17,234	8.4%	8.1%	9.0%	9.0%
% of FP17s Relating to Free Repair or Replacements	134	17,234	0.8%	1.1%	1.0%	0.8%
% of FP17s Relating to Continuations	225	17,234	1.3%	1.2%	1.0%	0.9%
% of Patients satisfied with the dentistry they have received	6	6	N/A	94.7%	93.8%	93.2%
% of Patients satisfied with the time they had to wait for an appointment	6	6	N/A	91.5%	89.4%	88.3%

* This is based on patients treated on this contract for their most recent course of treatment. Figures in italics indicate the base number of FP17s or Patient Questionnaire responses are less than 100. N/A is shown where the base number of responses is less than 10 during the period. % is calculated as Quantity/Base number*100

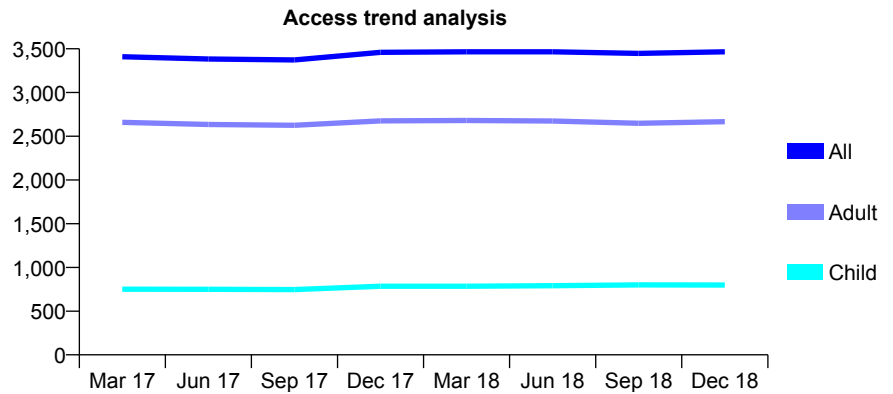
Q49 - Vital Signs At a Glance Contract Report for 123145/0001 - December 2018

Name or company name	Melita Dental Practice Limited
Contract type name	GDS Contract
Purpose of contract	General
Contract start date	01/11/2012
Contract end date	

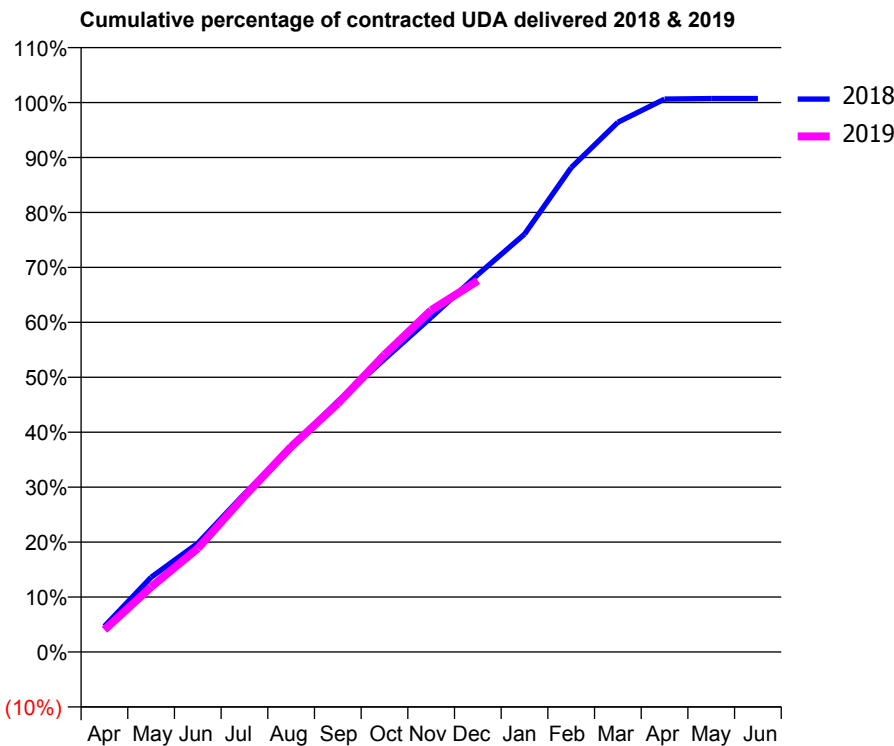
18/19 Contracted general activity (UDA)	8,408
Carry forward general activity (UDA)	-60
18/19 Contracted orthodontic activity (UOA)	0
Carry forward orthodontic activity (UOA)	0
Baseline contract value	£185,465.85

ACCESS*

Patients seen in 24 months	Total	Change since previous quarter
Quarter ending December 2017	3,460	
Quarter ending March 2018	3,465	→
Quarter ending June 2018	3,465	→
Quarter ending September 2018	3,448	→
Quarter ending December 2018	3,465	→
Variance since December 2017	0.1%	→



ACTIVITY



Month	Adjusted Scheduled Activity (UDA)	
	2018	2019
April	392	339
May	1,144	994
June	1,663	1,586
July	2,421	2,386
August	3,129	3,141
September	3,836	3,802
October	4,481	4,549
November	5,120	5,230
December	5,775	5,680
January	6,393	
February	7,412	
March	8,105	
April	8,460	
May	8,468	
June	8,468	

QUALITY

	Quantity	Base Number	Contract	AT	Region	England
% of FP17s for the same patient ID Re-attending within 3 months - Children	71	972	7.3%	9.9%	12.3%	11.8%
% of FP17s for the same patient ID Re-attending within 3 months - Adults	436	3,286	13.3%	14.0%	15.8%	15.6%
% of FP17s for the same patient ID Re-attending between 3 & 9 months - Children	677	972	69.7%	57.3%	60.1%	58.8%
% of FP17s for the same patient ID Re-attending between 3 & 9 months - Adults	2,257	3,286	68.7%	52.7%	53.3%	51.0%
% of FP17s for Band 1 Urgent Courses	284	3,640	7.8%	8.1%	9.0%	9.0%
% of FP17s Relating to Free Repair or Replacements	14	3,640	0.4%	1.1%	1.0%	0.8%
% of FP17s Relating to Continuations	32	3,640	0.9%	1.2%	1.0%	0.9%
% of Patients satisfied with the dentistry they have received	1	1	N/A	94.7%	93.8%	93.2%
% of Patients satisfied with the time they had to wait for an appointment	1	1	N/A	91.5%	89.4%	88.3%

* This is based on patients treated on this contract for their most recent course of treatment. Figures in italics indicate the base number of FP17s or Patient Questionnaire responses are less than 100. N/A is shown where the base number of responses is less than 10 during the period. % is calculated as Quantity/Base number*100

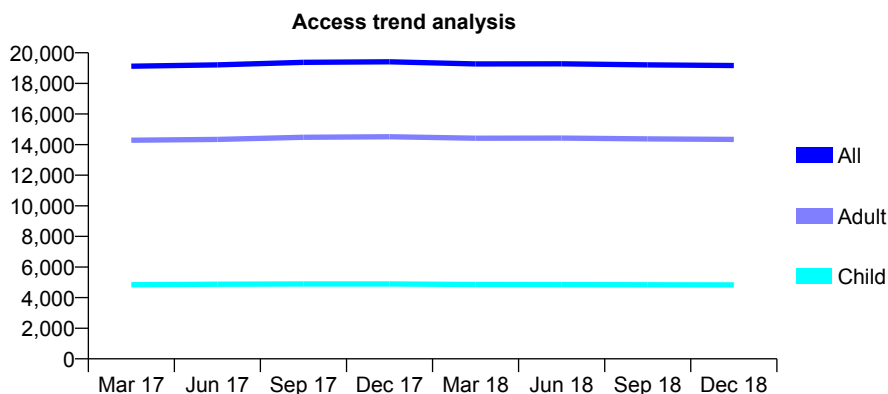
Q49 - Vital Signs At a Glance Contract Report for 126624/0001 - December 2018

Name or company name	The Killingworth Dental Practice Partnership
Contract type name	GDS Contract
Purpose of contract	General and Orthodontic
Contract start date	01/05/2013
Contract end date	

18/19 Contracted general activity (UDA)	58,286
Carry forward general activity (UDA)	0
18/19 Contracted orthodontic activity (UOA)	2,619
Carry forward orthodontic activity (UOA)	0
Baseline contract value	£1,901,327.75

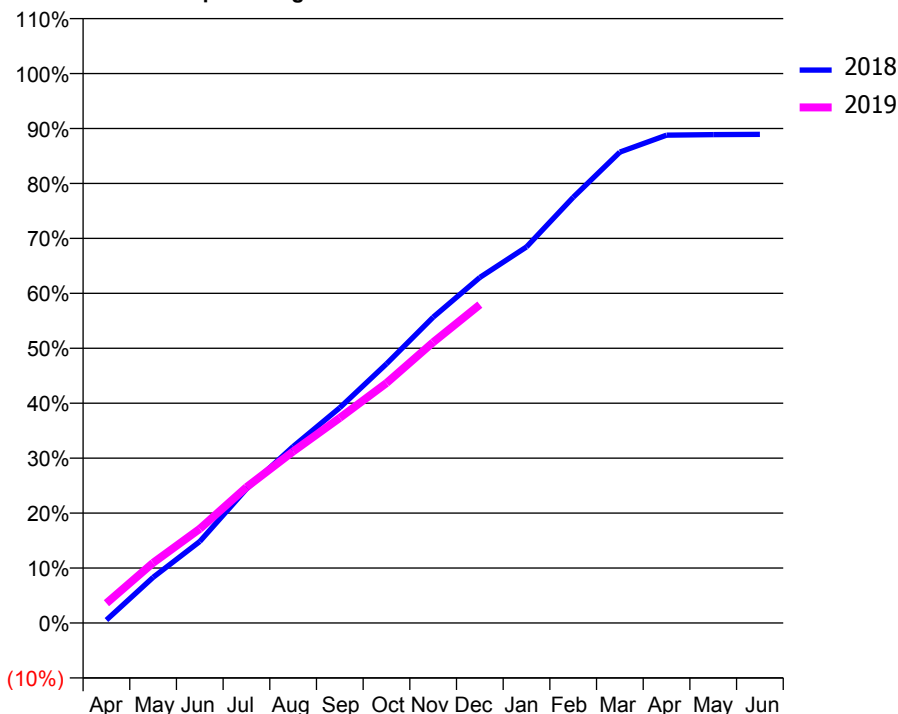
ACCESS*

Patients seen in 24 months	Total	Change since previous quarter
Quarter ending December 2017	19,408	
Quarter ending March 2018	19,273	→
Quarter ending June 2018	19,281	→
Quarter ending September 2018	19,210	→
Quarter ending December 2018	19,172	→
Variance since December 2017	(1.2%)	↓



ACTIVITY

Cumulative percentage of contracted UDA delivered 2018 & 2019



Month	Adjusted Scheduled Activity (UDA)	
	2018	2019
April	323	2,104
May	4,848	6,392
June	8,647	9,994
July	14,221	14,403
August	18,718	18,191
September	22,840	21,762
October	27,486	25,453
November	32,433	29,785
December	36,655	33,766
January	39,899	
February	45,162	
March	49,956	
April	51,743	
May	51,808	
June	51,833	

QUALITY

	Quantity	Base Number	Contract	AT	Region	England
% of FP17s for the same patient ID Re-attending within 3 months - Children	330	4,404	7.5%	9.9%	12.3%	11.8%
% of FP17s for the same patient ID Re-attending within 3 months - Adults	1,572	11,946	13.2%	14.0%	15.8%	15.6%
% of FP17s for the same patient ID Re-attending between 3 & 9 months - Children	2,197	4,404	49.9%	57.3%	60.1%	58.8%
% of FP17s for the same patient ID Re-attending between 3 & 9 months - Adults	5,618	11,946	47.0%	52.7%	53.3%	51.0%
% of FP17s for Band 1 Urgent Courses	1,592	15,463	10.3%	8.1%	9.0%	9.0%
% of FP17s Relating to Free Repair or Replacements	128	15,463	0.8%	1.1%	1.0%	0.8%
% of FP17s Relating to Continuations	233	15,463	1.5%	1.2%	1.0%	0.9%
% of Patients satisfied with the dentistry they have received	6	6	N/A	94.7%	93.8%	93.2%
% of Patients satisfied with the time they had to wait for an appointment	5	6	N/A	91.5%	89.4%	88.3%

* This is based on patients treated on this contract for their most recent course of treatment. Figures in italics indicate the base number of FP17s or Patient Questionnaire responses are less than 100. N/A is shown where the base number of responses is less than 10 during the period. % is calculated as Quantity/Base number*100

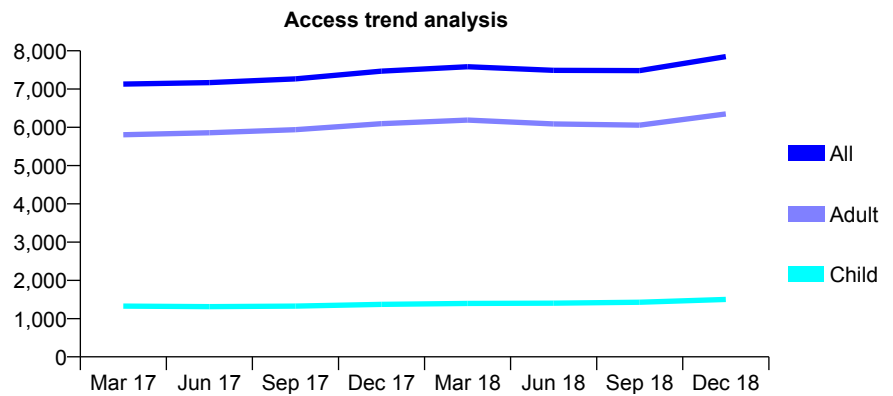
Q49 - Vital Signs At a Glance Contract Report for 127825/0001 - December 2018

Name or company name	Chandlers Lane Dental Practice Ltd
Contract type name	GDS Contract
Purpose of contract	General and Orthodontic
Contract start date	01/05/2011
Contract end date	

18/19 Contracted general activity (UDA)	20,958
Carry forward general activity (UDA)	-104
18/19 Contracted orthodontic activity (UOA)	0
Carry forward orthodontic activity (UOA)	0
Baseline contract value	£524,116.75

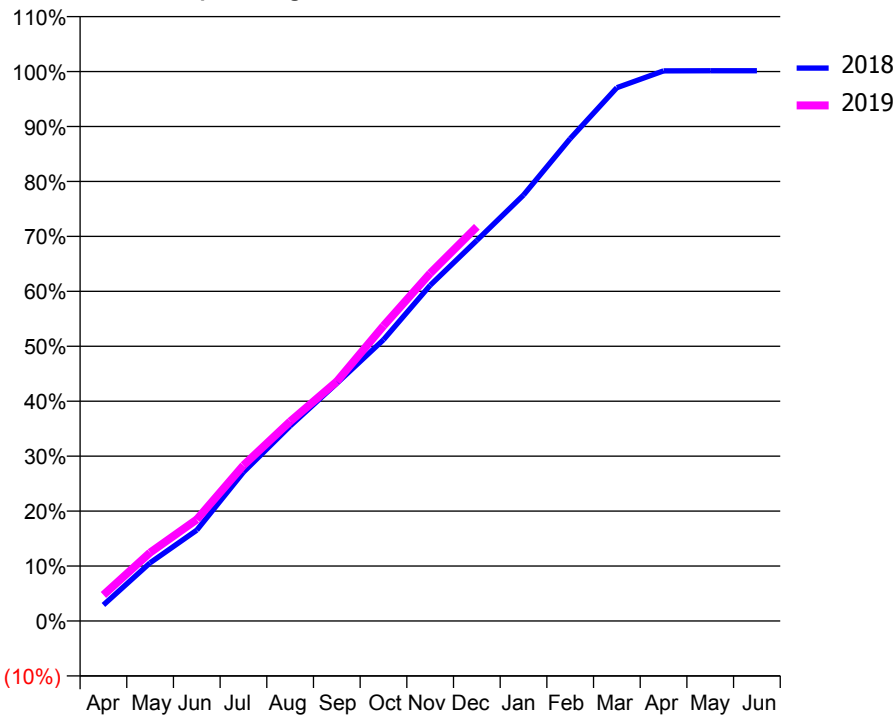
ACCESS*

Patients seen in 24 months	Total	Change since previous quarter
Quarter ending December 2017	7,467	
Quarter ending March 2018	7,585	→
Quarter ending June 2018	7,491	↓
Quarter ending September 2018	7,484	→
Quarter ending December 2018	7,847	↑
Variance since December 2017	5.1%	↑



ACTIVITY

Cumulative percentage of contracted UDA delivered 2018 & 2019



Month	Adjusted Scheduled Activity (UDA)	
	2018	2019
April	611	993
May	2,219	2,609
June	3,464	3,871
July	5,678	5,937
August	7,439	7,613
September	9,066	9,135
October	10,729	11,259
November	12,806	13,262
December	14,516	15,036
January	16,245	
February	18,397	
March	20,343	
April	20,981	
May	20,989	
June	20,986	

QUALITY

	Quantity	Base Number	Contract	AT	Region	England
% of FP17s for the same patient ID Re-attending within 3 months - Children	86	1,933	4.4%	9.9%	12.3%	11.8%
% of FP17s for the same patient ID Re-attending within 3 months - Adults	673	7,530	8.9%	14.0%	15.8%	15.6%
% of FP17s for the same patient ID Re-attending between 3 & 9 months - Children	1,423	1,933	73.6%	57.3%	60.1%	58.8%
% of FP17s for the same patient ID Re-attending between 3 & 9 months - Adults	5,366	7,530	71.3%	52.7%	53.3%	51.0%
% of FP17s for Band 1 Urgent Courses	330	9,059	3.6%	8.1%	9.0%	9.0%
% of FP17s Relating to Free Repair or Replacements	88	9,059	1.0%	1.1%	1.0%	0.8%
% of FP17s Relating to Continuations	74	9,059	0.8%	1.2%	1.0%	0.9%
% of Patients satisfied with the dentistry they have received	6	6	N/A	94.7%	93.8%	93.2%
% of Patients satisfied with the time they had to wait for an appointment	6	6	N/A	91.5%	89.4%	88.3%

* This is based on patients treated on this contract for their most recent course of treatment. Figures in italics indicate the base number of FP17s or Patient Questionnaire responses are less than 100. N/A is shown where the base number of responses is less than 10 during the period. % is calculated as Quantity/Base number*100

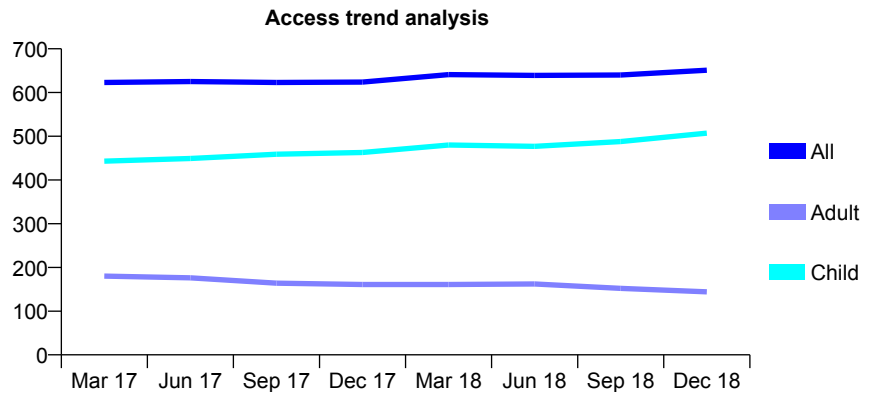
Q49 - Vital Signs At a Glance Contract Report for 128147/0001 - December 2018

Name or company name	Derwent Dental Care Limited
Contract type name	GDS Contract
Purpose of contract	General
Contract start date	11/03/2011
Contract end date	

18/19 Contracted general activity (UDA)	1,700
Carry forward general activity (UDA)	0
18/19 Contracted orthodontic activity (UOA)	0
Carry forward orthodontic activity (UOA)	0
Baseline contract value	£41,340.97

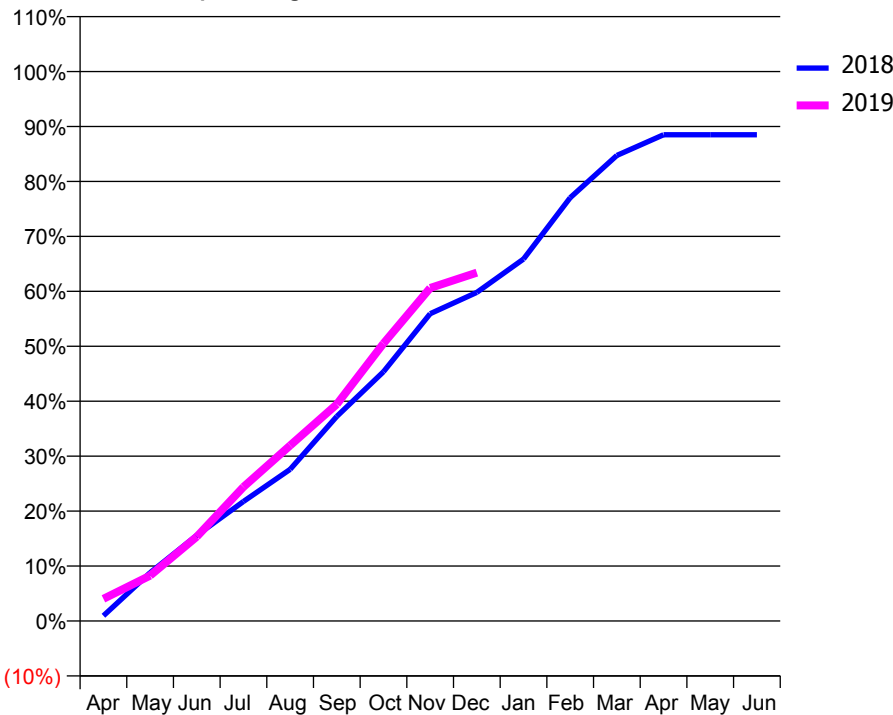
ACCESS*

Patients seen in 24 months	Total	Change since previous quarter
Quarter ending December 2017	624	
Quarter ending March 2018	641	↑
Quarter ending June 2018	639	→
Quarter ending September 2018	640	→
Quarter ending December 2018	651	→
Variance since December 2017	4.3%	↑



ACTIVITY

Cumulative percentage of contracted UDA delivered 2018 & 2019



Month	Adjusted Scheduled Activity (UDA)	
	2018	2019
April	16	69
May	149	141
June	265	261
July	370	415
August	469	543
September	633	670
October	771	859
November	951	1,030
December	1,017	1,078
January	1,120	
February	1,309	
March	1,440	
April	1,504	
May	1,504	
June	1,504	

QUALITY

	Quantity	Base Number	Contract	AT	Region	England
% of FP17s for the same patient ID Re-attending within 3 months - Children	40	598	6.7%	9.9%	12.3%	11.8%
% of FP17s for the same patient ID Re-attending within 3 months - Adults	16	94	17.0%	14.0%	15.8%	15.6%
% of FP17s for the same patient ID Re-attending between 3 & 9 months - Children	382	598	63.9%	57.3%	60.1%	58.8%
% of FP17s for the same patient ID Re-attending between 3 & 9 months - Adults	58	94	61.7%	52.7%	53.3%	51.0%
% of FP17s for Band 1 Urgent Courses	23	648	3.5%	8.1%	9.0%	9.0%
% of FP17s Relating to Free Repair or Replacements	0	648	0.0%	1.1%	1.0%	0.8%
% of FP17s Relating to Continuations	2	648	0.3%	1.2%	1.0%	0.9%
% of Patients satisfied with the dentistry they have received	0	0	N/A	94.7%	93.8%	93.2%
% of Patients satisfied with the time they had to wait for an appointment	0	0	N/A	91.5%	89.4%	88.3%

* This is based on patients treated on this contract for their most recent course of treatment. Figures in italics indicate the base number of FP17s or Patient Questionnaire responses are less than 100. N/A is shown where the base number of responses is less than 10 during the period. % is calculated as Quantity/Base number*100

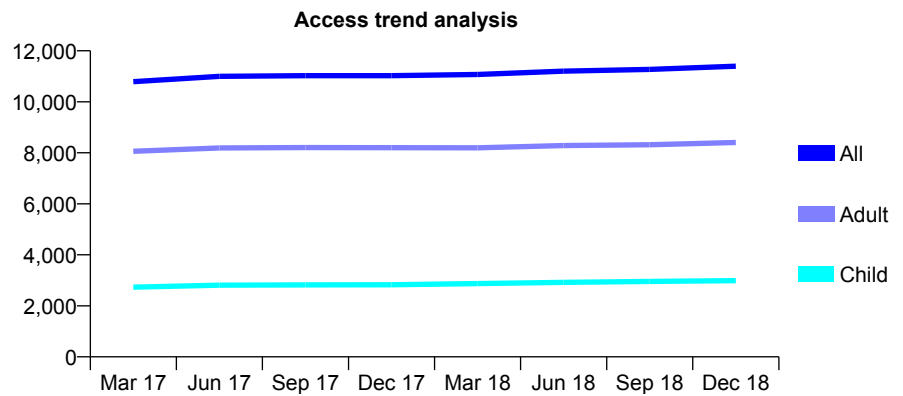
Q49 - Vital Signs At a Glance Contract Report for 130974/0001 - December 2018

Name or company name	Heaton and Blakelaw Partnership
Contract type name	GDS Contract
Purpose of contract	General
Contract start date	27/10/2014
Contract end date	

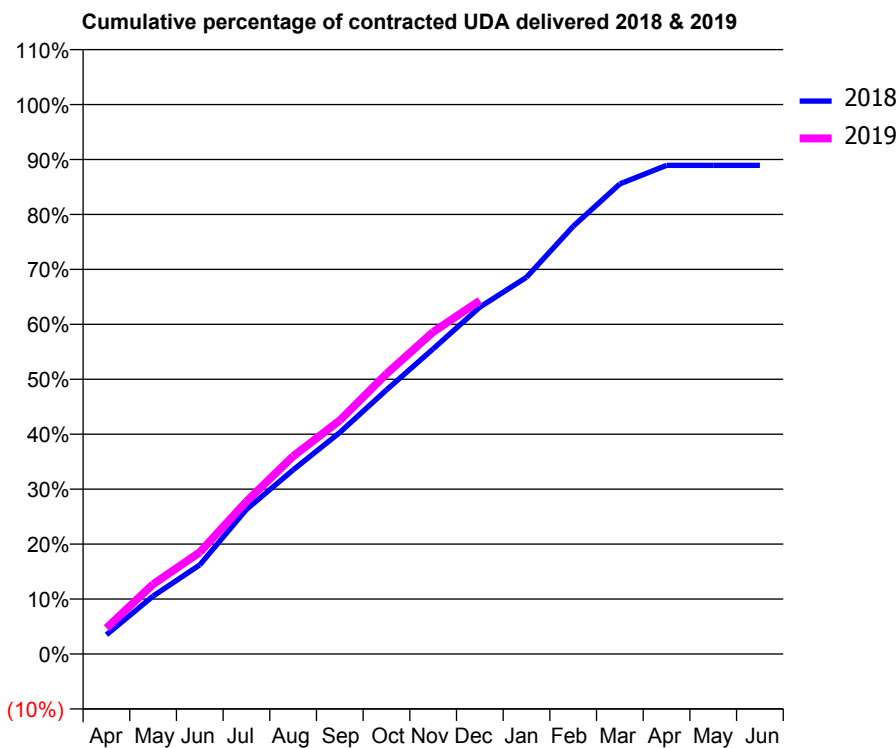
18/19 Contracted general activity (UDA)	39,634
Carry forward general activity (UDA)	0
18/19 Contracted orthodontic activity (UOA)	0
Carry forward orthodontic activity (UOA)	0
Baseline contract value	£945,561.90

ACCESS*

Patients seen in 24 months	Total	Change since previous quarter
Quarter ending December 2017	11,024	
Quarter ending March 2018	11,070	→
Quarter ending June 2018	11,201	→
Quarter ending September 2018	11,273	→
Quarter ending December 2018	11,395	→
Variance since December 2017	3.4%	↑



ACTIVITY



Month	Adjusted Scheduled Activity (UDA)	
	2018	2019
April	1,388	1,870
May	4,179	5,032
June	6,431	7,348
July	10,434	11,011
August	13,278	14,272
September	15,977	16,855
October	19,046	20,209
November	22,009	23,228
December	25,020	25,497
January	27,171	
February	30,852	
March	33,911	
April	35,245	
May	35,244	
June	35,246	

QUALITY

	Quantity	Base Number	Contract	AT	Region	England
% of FP17s for the same patient ID Re-attending within 3 months - Children	129	3,114	4.1%	9.9%	12.3%	11.8%
% of FP17s for the same patient ID Re-attending within 3 months - Adults	907	8,128	11.2%	14.0%	15.8%	15.6%
% of FP17s for the same patient ID Re-attending between 3 & 9 months - Children	1,870	3,114	60.1%	57.3%	60.1%	58.8%
% of FP17s for the same patient ID Re-attending between 3 & 9 months - Adults	4,400	8,128	54.1%	52.7%	53.3%	51.0%
% of FP17s for Band 1 Urgent Courses	638	10,783	5.9%	8.1%	9.0%	9.0%
% of FP17s Relating to Free Repair or Replacements	132	10,783	1.2%	1.1%	1.0%	0.8%
% of FP17s Relating to Continuations	172	10,783	1.6%	1.2%	1.0%	0.9%
% of Patients satisfied with the dentistry they have received	4	4	N/A	94.7%	93.8%	93.2%
% of Patients satisfied with the time they had to wait for an appointment	4	4	N/A	91.5%	89.4%	88.3%

* This is based on patients treated on this contract for their most recent course of treatment. Figures in italics indicate the base number of FP17s or Patient Questionnaire responses are less than 100. N/A is shown where the base number of responses is less than 10 during the period. % is calculated as Quantity/Base number*100

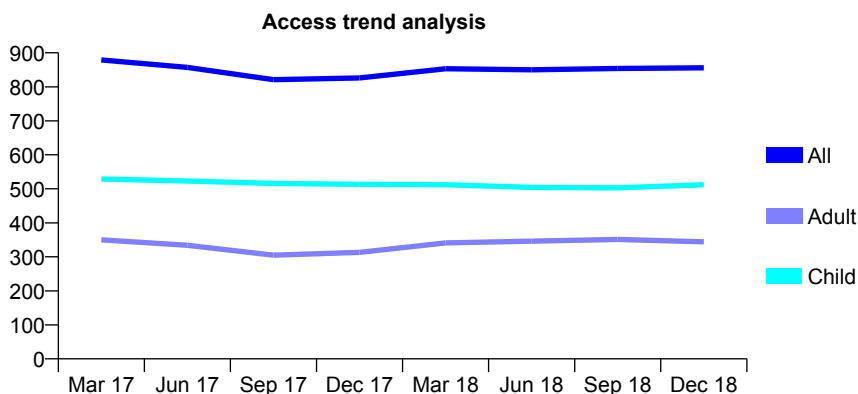
Q49 - Vital Signs At a Glance Contract Report for 131962/0001 - December 2018

Name or company name	Gateshead Lobley Hill Partnership
Contract type name	GDS Contract
Purpose of contract	General
Contract start date	01/07/2013
Contract end date	

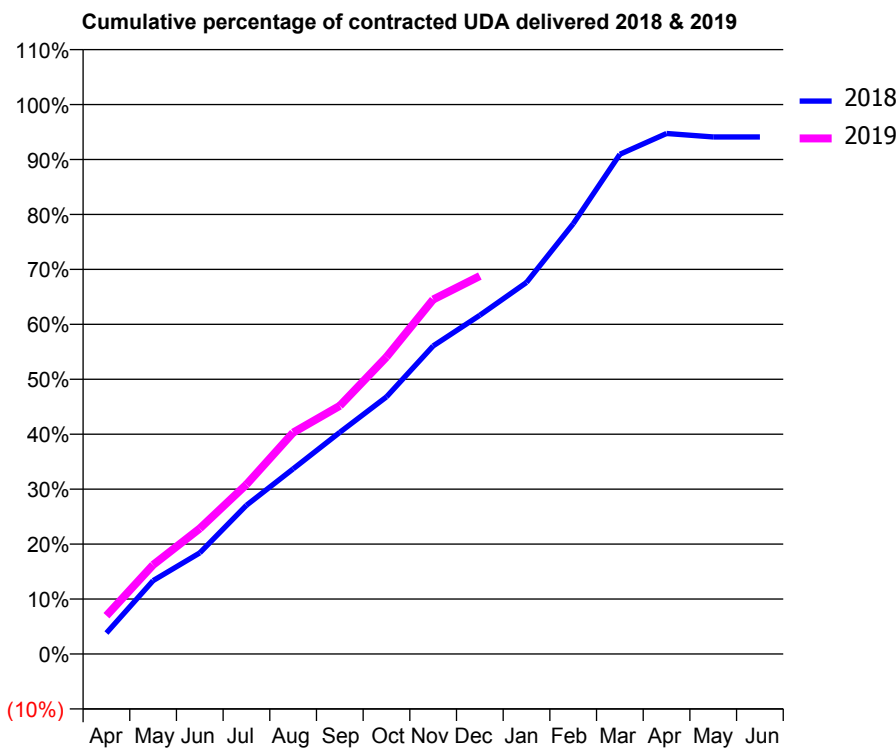
18/19 Contracted general activity (UDA)	2,475
Carry forward general activity (UDA)	0
18/19 Contracted orthodontic activity (UOA)	0
Carry forward orthodontic activity (UOA)	0
Baseline contract value	£68,916.77

ACCESS*

Patients seen in 24 months	Total	Change since previous quarter
Quarter ending December 2017	826	
Quarter ending March 2018	853	↑
Quarter ending June 2018	850	→
Quarter ending September 2018	854	→
Quarter ending December 2018	856	→
Variance since December 2017	3.6%	↑



ACTIVITY



Month	Adjusted Scheduled Activity (UDA)	
	2018	2019
April	95	173
May	331	401
June	456	566
July	670	764
August	834	998
September	998	1,118
October	1,158	1,338
November	1,388	1,597
December	1,526	1,702
January	1,673	
February	1,938	
March	2,251	
April	2,345	
May	2,329	
June	2,329	

QUALITY

	Quantity	Base Number	Contract	AT	Region	England
% of FP17s for the same patient ID Re-attending within 3 months - Children	57	668	8.5%	9.9%	12.3%	11.8%
% of FP17s for the same patient ID Re-attending within 3 months - Adults	60	349	17.2%	14.0%	15.8%	15.6%
% of FP17s for the same patient ID Re-attending between 3 & 9 months - Children	452	668	67.7%	57.3%	60.1%	58.8%
% of FP17s for the same patient ID Re-attending between 3 & 9 months - Adults	204	349	58.5%	52.7%	53.3%	51.0%
% of FP17s for Band 1 Urgent Courses	46	968	4.8%	8.1%	9.0%	9.0%
% of FP17s Relating to Free Repair or Replacements	2	968	0.2%	1.1%	1.0%	0.8%
% of FP17s Relating to Continuations	24	968	2.5%	1.2%	1.0%	0.9%
% of Patients satisfied with the dentistry they have received	0	0	N/A	94.7%	93.8%	93.2%
% of Patients satisfied with the time they had to wait for an appointment	0	0	N/A	91.5%	89.4%	88.3%

* This is based on patients treated on this contract for their most recent course of treatment. Figures in italics indicate the base number of FP17s or Patient Questionnaire responses are less than 100. N/A is shown where the base number of responses is less than 10 during the period. % is calculated as Quantity/Base number*100

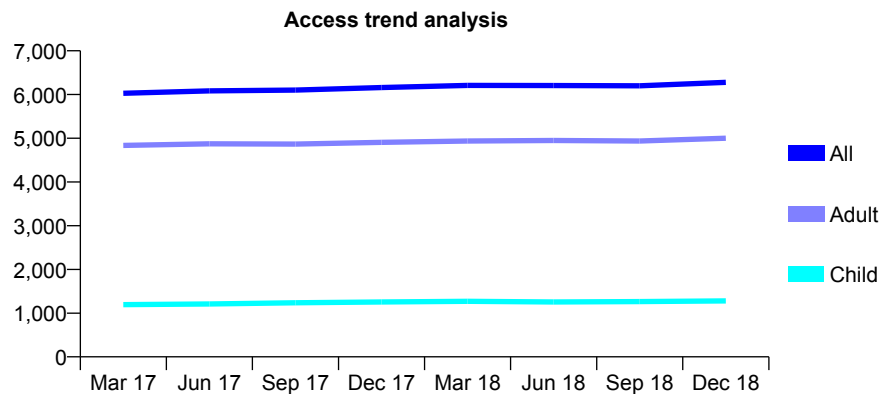
Q49 - Vital Signs At a Glance Contract Report for 132098/0001 - December 2018

Name or company name	Ryton Dental Clinic
Contract type name	GDS Contract
Purpose of contract	General
Contract start date	01/11/2014
Contract end date	

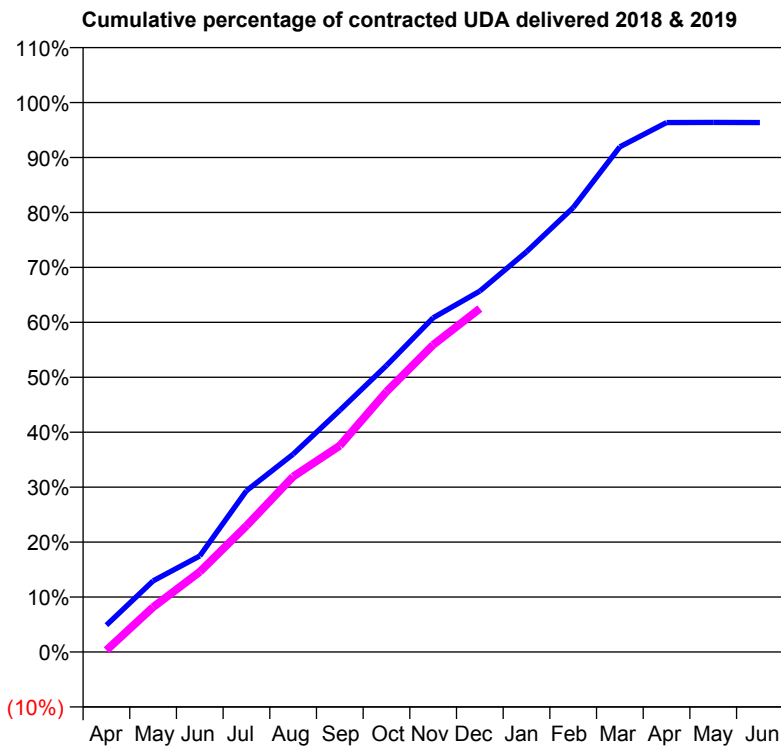
18/19 Contracted general activity (UDA)	20,000
Carry forward general activity (UDA)	729
18/19 Contracted orthodontic activity (UOA)	0
Carry forward orthodontic activity (UOA)	0
Baseline contract value	£467,574.70

ACCESS*

Patients seen in 24 months	Total	Change since previous quarter
Quarter ending December 2017	6,160	
Quarter ending March 2018	6,208	→
Quarter ending June 2018	6,206	→
Quarter ending September 2018	6,200	→
Quarter ending December 2018	6,279	→
Variance since December 2017	1.9%	→



ACTIVITY



Month	Adjusted Scheduled Activity (UDA)	
	2018	2019
April	976	65
May	2,588	1,635
June	3,497	2,918
July	5,871	4,596
August	7,202	6,382
September	8,797	7,510
October	10,429	9,476
November	12,165	11,179
December	13,138	12,500
January	14,566	
February	16,175	
March	18,388	
April	19,272	
May	19,273	
June	19,271	

QUALITY

	Quantity	Base Number	Contract	AT	Region	England
% of FP17s for the same patient ID Re-attending within 3 months - Children	182	1,647	11.1%	9.9%	12.3%	11.8%
% of FP17s for the same patient ID Re-attending within 3 months - Adults	608	5,622	10.8%	14.0%	15.8%	15.6%
% of FP17s for the same patient ID Re-attending between 3 & 9 months - Children	1,004	1,647	61.0%	57.3%	60.1%	58.8%
% of FP17s for the same patient ID Re-attending between 3 & 9 months - Adults	3,643	5,622	64.8%	52.7%	53.3%	51.0%
% of FP17s for Band 1 Urgent Courses	241	6,334	3.8%	8.1%	9.0%	9.0%
% of FP17s Relating to Free Repair or Replacements	73	6,334	1.2%	1.1%	1.0%	0.8%
% of FP17s Relating to Continuations	126	6,334	2.0%	1.2%	1.0%	0.9%
% of Patients satisfied with the dentistry they have received	5	5	N/A	94.7%	93.8%	93.2%
% of Patients satisfied with the time they had to wait for an appointment	5	5	N/A	91.5%	89.4%	88.3%

* This is based on patients treated on this contract for their most recent course of treatment. Figures in italics indicate the base number of FP17s or Patient Questionnaire responses are less than 100. N/A is shown where the base number of responses is less than 10 during the period. % is calculated as Quantity/Base number*100

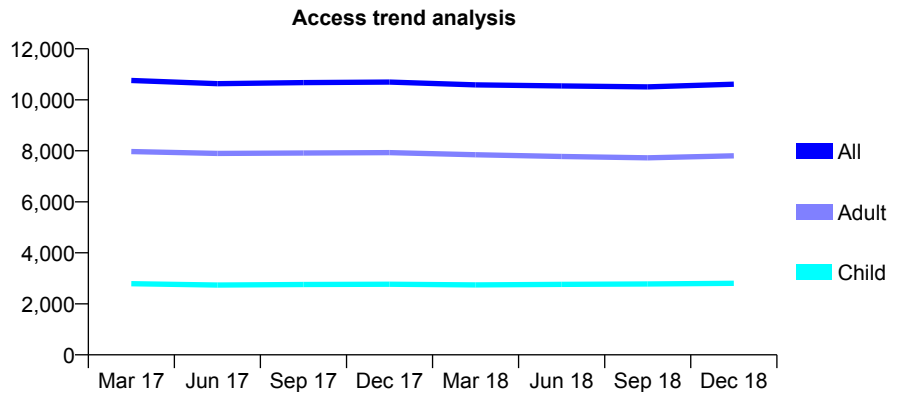
Q49 - Vital Signs At a Glance Contract Report for 133639/0001 - December 2018

Name or company name	DP Rundle Dentalcare Partnership
Contract type name	GDS Contract
Purpose of contract	General
Contract start date	20/01/2014
Contract end date	

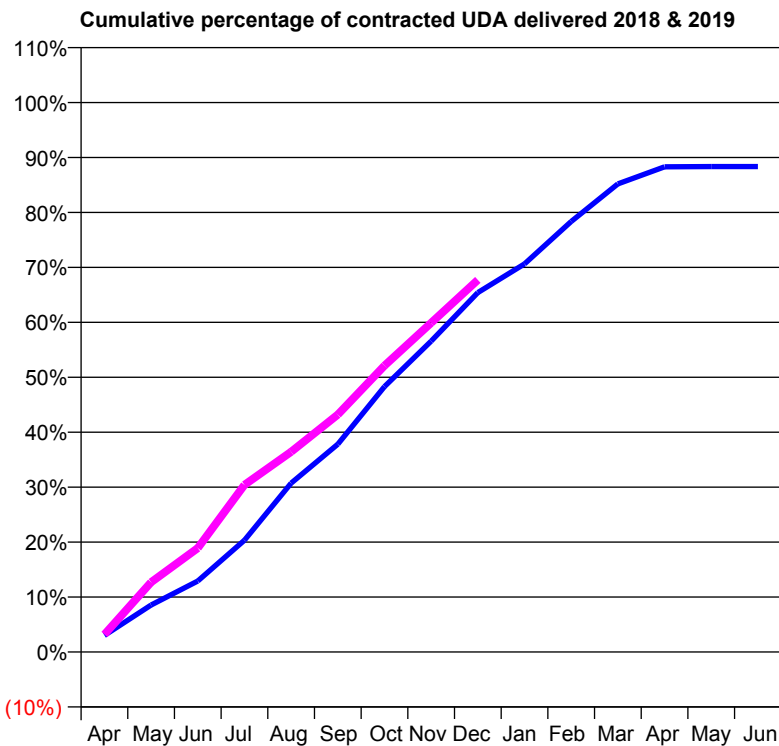
18/19 Contracted general activity (UDA)	27,000
Carry forward general activity (UDA)	0
18/19 Contracted orthodontic activity (UOA)	0
Carry forward orthodontic activity (UOA)	0
Baseline contract value	£799,593.33

ACCESS*

Patients seen in 24 months	Total	Change since previous quarter
Quarter ending December 2017	10,697	
Quarter ending March 2018	10,587	↓
Quarter ending June 2018	10,543	→
Quarter ending September 2018	10,509	→
Quarter ending December 2018	10,610	→
Variance since December 2017	(0.8%)	→



ACTIVITY



Month	Adjusted Scheduled Activity (UDA)	
	2018	2019
April	819	865
May	2,310	3,433
June	3,488	5,104
July	5,491	8,216
August	8,298	9,835
September	10,214	11,664
October	13,043	14,070
November	15,274	16,176
December	17,662	18,282
January	19,071	
February	21,154	
March	23,003	
April	23,841	
May	23,854	
June	23,854	

QUALITY

	Quantity	Base Number	Contract	AT	Region	England
% of FP17s for the same patient ID Re-attending within 3 months - Children	115	2,557	4.5%	9.9%	12.3%	11.8%
% of FP17s for the same patient ID Re-attending within 3 months - Adults	1,000	7,342	13.6%	14.0%	15.8%	15.6%
% of FP17s for the same patient ID Re-attending between 3 & 9 months - Children	1,237	2,557	48.4%	57.3%	60.1%	58.8%
% of FP17s for the same patient ID Re-attending between 3 & 9 months - Adults	3,542	7,342	48.2%	52.7%	53.3%	51.0%
% of FP17s for Band 1 Urgent Courses	952	9,515	10.0%	8.1%	9.0%	9.0%
% of FP17s Relating to Free Repair or Replacements	58	9,515	0.6%	1.1%	1.0%	0.8%
% of FP17s Relating to Continuations	115	9,515	1.2%	1.2%	1.0%	0.9%
% of Patients satisfied with the dentistry they have received	6	6	N/A	94.7%	93.8%	93.2%
% of Patients satisfied with the time they had to wait for an appointment	6	6	N/A	91.5%	89.4%	88.3%

* This is based on patients treated on this contract for their most recent course of treatment. Figures in italics indicate the base number of FP17s or Patient Questionnaire responses are less than 100. N/A is shown where the base number of responses is less than 10 during the period. % is calculated as Quantity/Base number*100

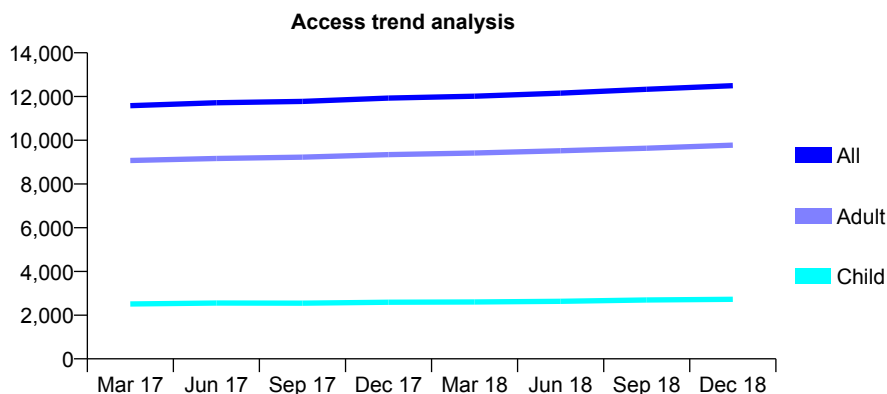
Q49 - Vital Signs At a Glance Contract Report for 134058/0001 - December 2018

Name or company name	Alison Brett Dental Care LLP
Contract type name	GDS Contract
Purpose of contract	General and Orthodontic
Contract start date	01/08/2012
Contract end date	

18/19 Contracted general activity (UDA)	35,972
Carry forward general activity (UDA)	0
18/19 Contracted orthodontic activity (UOA)	0
Carry forward orthodontic activity (UOA)	0
Baseline contract value	£1,047,028.39

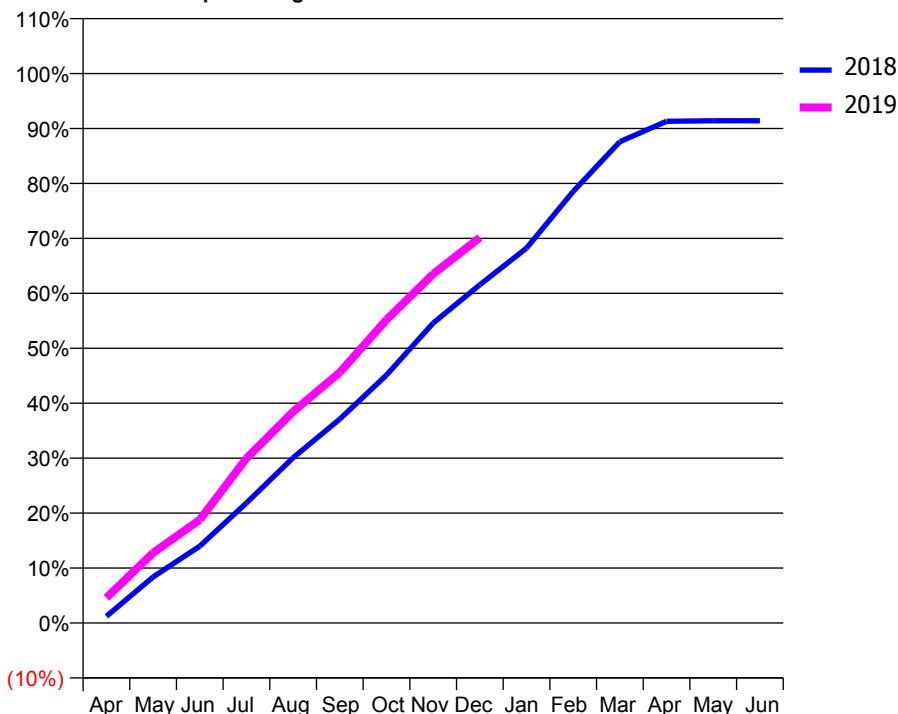
ACCESS*

Patients seen in 24 months	Total	Change since previous quarter
Quarter ending December 2017	11,929	
Quarter ending March 2018	12,016	→
Quarter ending June 2018	12,152	→
Quarter ending September 2018	12,332	→
Quarter ending December 2018	12,497	→
Variance since December 2017	4.8%	↑



ACTIVITY

Cumulative percentage of contracted UDA delivered 2018 & 2019



Month	Adjusted Scheduled Activity (UDA)	
	2018	2019
April	425	1,650
May	2,939	4,596
June	4,896	6,759
July	7,657	10,786
August	10,533	13,842
September	12,999	16,408
October	15,807	19,855
November	19,121	22,846
December	21,557	25,229
January	23,902	
February	27,509	
March	30,682	
April	31,983	
May	32,021	
June	32,021	

QUALITY

	Quantity	Base Number	Contract	AT	Region	England
% of FP17s for the same patient ID Re-attending within 3 months - Children	297	3,702	8.0%	9.9%	12.3%	11.8%
% of FP17s for the same patient ID Re-attending within 3 months - Adults	1,643	11,277	14.6%	14.0%	15.8%	15.6%
% of FP17s for the same patient ID Re-attending between 3 & 9 months - Children	2,406	3,702	65.0%	57.3%	60.1%	58.8%
% of FP17s for the same patient ID Re-attending between 3 & 9 months - Adults	6,125	11,277	54.3%	52.7%	53.3%	51.0%
% of FP17s for Band 1 Urgent Courses	1,714	13,075	13.1%	8.1%	9.0%	9.0%
% of FP17s Relating to Free Repair or Replacements	116	13,075	0.9%	1.1%	1.0%	0.8%
% of FP17s Relating to Continuations	161	13,075	1.2%	1.2%	1.0%	0.9%
% of Patients satisfied with the dentistry they have received	5	6	N/A	94.7%	93.8%	93.2%
% of Patients satisfied with the time they had to wait for an appointment	5	6	N/A	91.5%	89.4%	88.3%

* This is based on patients treated on this contract for their most recent course of treatment. Figures in italics indicate the base number of FP17s or Patient Questionnaire responses are less than 100. N/A is shown where the base number of responses is less than 10 during the period. % is calculated as Quantity/Base number*100

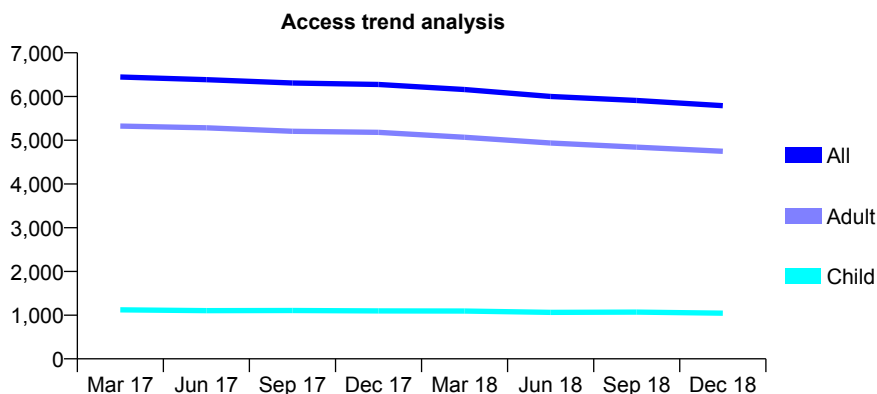
Q49 - Vital Signs At a Glance Contract Report for 136360/0001 - December 2018

Name or company name	The Mill Dental Practice Partnership
Contract type name	GDS Contract
Purpose of contract	General
Contract start date	31/01/2014
Contract end date	

18/19 Contracted general activity (UDA)	18,058
Carry forward general activity (UDA)	0
18/19 Contracted orthodontic activity (UOA)	0
Carry forward orthodontic activity (UOA)	0
Baseline contract value	£478,521.08

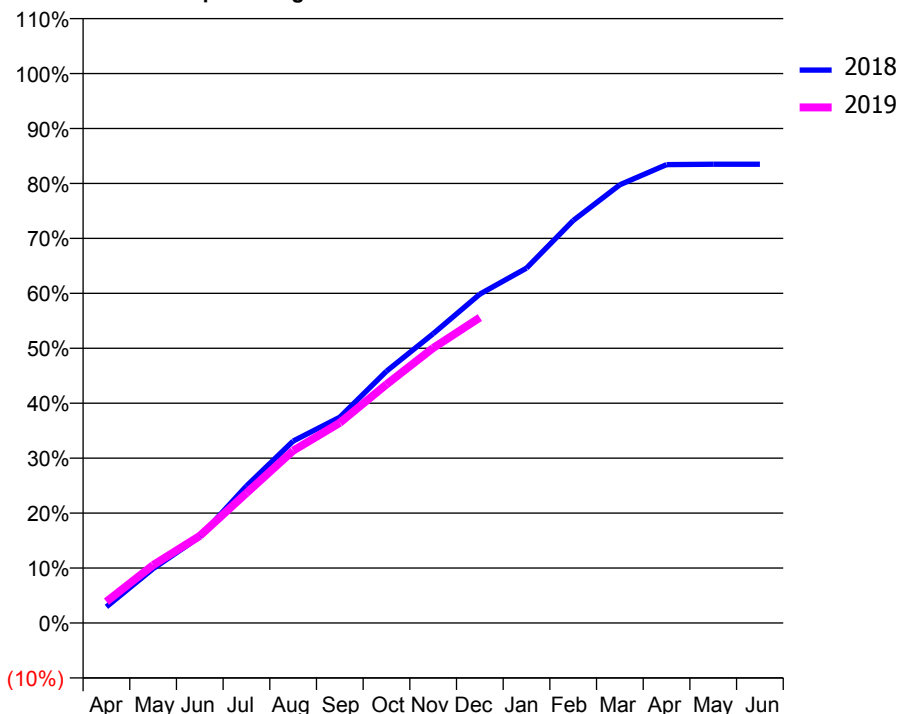
ACCESS*

Patients seen in 24 months	Total	Change since previous quarter
Quarter ending December 2017	6,277	
Quarter ending March 2018	6,161	↓
Quarter ending June 2018	6,001	↓
Quarter ending September 2018	5,911	↓
Quarter ending December 2018	5,791	↓
Variance since December 2017	(7.7%)	↓



ACTIVITY

Cumulative percentage of contracted UDA delivered 2018 & 2019



Month	Adjusted Scheduled Activity (UDA)	
	2018	2019
April	591	704
May	1,978	1,904
June	3,135	2,863
July	4,986	4,270
August	6,621	5,664
September	7,490	6,579
October	9,163	7,842
November	10,530	9,039
December	11,971	10,039
January	12,915	
February	14,650	
March	15,951	
April	16,684	
May	16,696	
June	16,696	

QUALITY

	Quantity	Base Number	Contract	AT	Region	England
% of FP17s for the same patient ID Re-attending within 3 months - Children	44	1,028	4.3%	9.9%	12.3%	11.8%
% of FP17s for the same patient ID Re-attending within 3 months - Adults	365	4,027	9.1%	14.0%	15.8%	15.6%
% of FP17s for the same patient ID Re-attending between 3 & 9 months - Children	634	1,028	61.7%	57.3%	60.1%	58.8%
% of FP17s for the same patient ID Re-attending between 3 & 9 months - Adults	2,268	4,027	56.3%	52.7%	53.3%	51.0%
% of FP17s for Band 1 Urgent Courses	236	4,753	5.0%	8.1%	9.0%	9.0%
% of FP17s Relating to Free Repair or Replacements	40	4,753	0.8%	1.1%	1.0%	0.8%
% of FP17s Relating to Continuations	63	4,753	1.3%	1.2%	1.0%	0.9%
% of Patients satisfied with the dentistry they have received	6	6	N/A	94.7%	93.8%	93.2%
% of Patients satisfied with the time they had to wait for an appointment	6	6	N/A	91.5%	89.4%	88.3%

* This is based on patients treated on this contract for their most recent course of treatment. Figures in italics indicate the base number of FP17s or Patient Questionnaire responses are less than 100. N/A is shown where the base number of responses is less than 10 during the period. % is calculated as Quantity/Base number*100

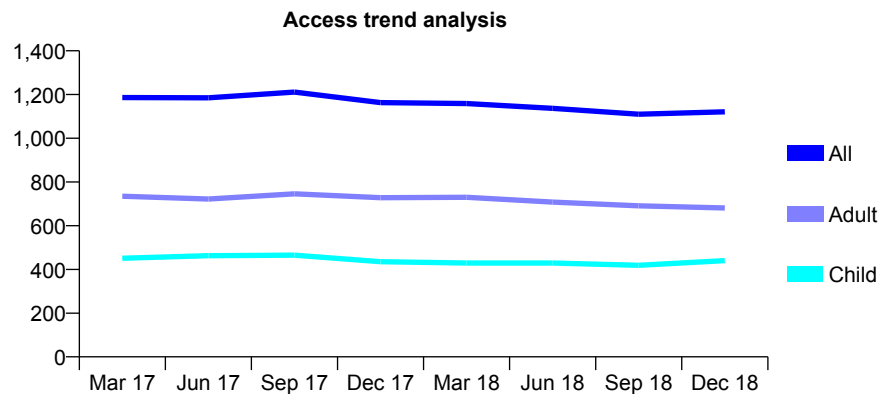
Q49 - Vital Signs At a Glance Contract Report for 140449/0001 - December 2018

Name or company name	South Tyneside Foundation Trust
Contract type name	PDS Contract
Purpose of contract	General
Contract start date	01/06/2013
Contract end date	31/03/2020

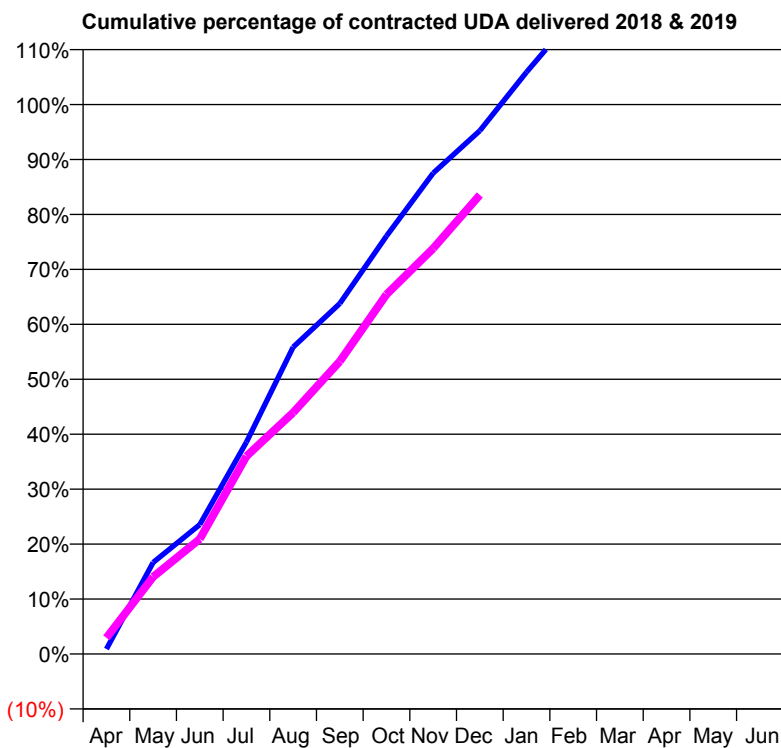
18/19 Contracted general activity (UDA)	2,200
Carry forward general activity (UDA)	0
18/19 Contracted orthodontic activity (UOA)	0
Carry forward orthodontic activity (UOA)	0
Baseline contract value	£985,314.63

ACCESS*

Patients seen in 24 months	Total	Change since previous quarter
Quarter ending December 2017	1,163	
Quarter ending March 2018	1,159	→
Quarter ending June 2018	1,137	↓
Quarter ending September 2018	1,110	↓
Quarter ending December 2018	1,121	→
Variance since December 2017	(3.6%)	↓



ACTIVITY



Month	Adjusted Scheduled Activity (UDA)	
	2018	2019
April	20	65
May	366	309
June	518	461
July	849	792
August	1,229	967
September	1,403	1,172
October	1,674	1,439
November	1,925	1,624
December	2,095	1,838
January	2,330	
February	2,547	
March	2,759	
April	2,909	
May	2,912	
June	2,912	

QUALITY

	Quantity	Base Number	Contract	AT	Region	England
% of FP17s for the same patient ID Re-attending within 3 months - Children	27	481	5.6%	9.9%	12.3%	11.8%
% of FP17s for the same patient ID Re-attending within 3 months - Adults	68	657	10.4%	14.0%	15.8%	15.6%
% of FP17s for the same patient ID Re-attending between 3 & 9 months - Children	177	481	36.8%	57.3%	60.1%	58.8%
% of FP17s for the same patient ID Re-attending between 3 & 9 months - Adults	324	657	49.3%	52.7%	53.3%	51.0%
% of FP17s for Band 1 Urgent Courses	25	1,053	2.4%	8.1%	9.0%	9.0%
% of FP17s Relating to Free Repair or Replacements	1	1,053	0.1%	1.1%	1.0%	0.8%
% of FP17s Relating to Continuations	21	1,053	2.0%	1.2%	1.0%	0.9%
% of Patients satisfied with the dentistry they have received	0	0	N/A	94.7%	93.8%	93.2%
% of Patients satisfied with the time they had to wait for an appointment	0	0	N/A	91.5%	89.4%	88.3%

* This is based on patients treated on this contract for their most recent course of treatment. Figures in italics indicate the base number of FP17s or Patient Questionnaire responses are less than 100. N/A is shown where the base number of responses is less than 10 during the period. % is calculated as Quantity/Base number*100

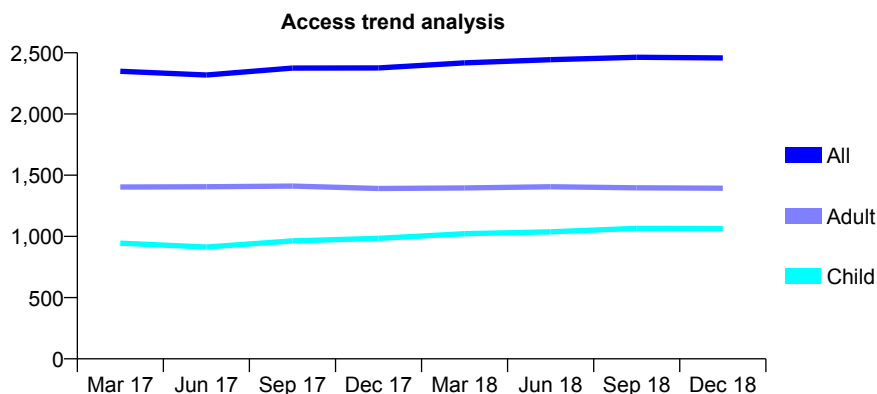
Q49 - Vital Signs At a Glance Contract Report for 140449/0002 - December 2018

Name or company name	South Tyneside Foundation Trust
Contract type name	PDS Contract
Purpose of contract	General
Contract start date	01/06/2013
Contract end date	31/03/2020

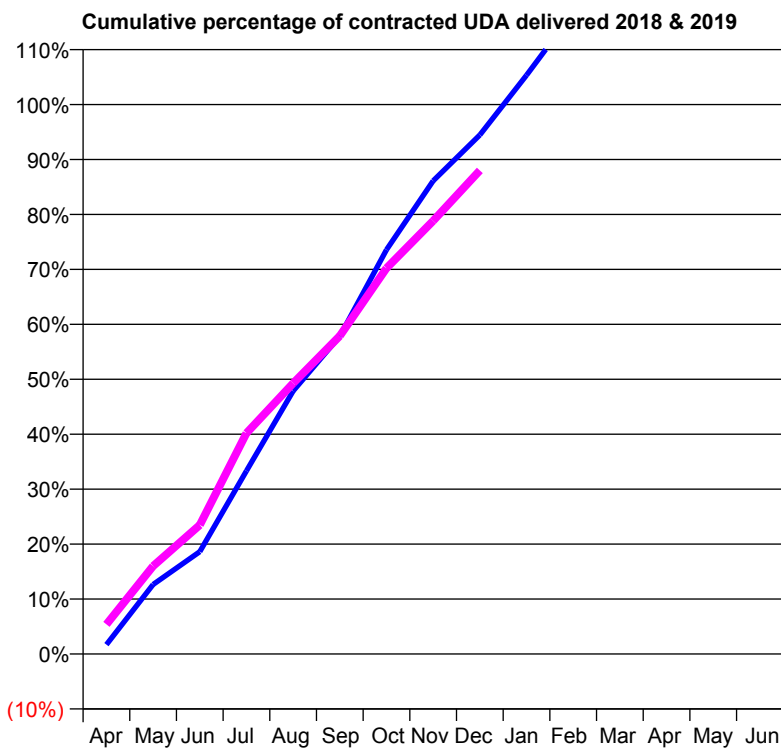
18/19 Contracted general activity (UDA)	5,050
Carry forward general activity (UDA)	0
18/19 Contracted orthodontic activity (UOA)	0
Carry forward orthodontic activity (UOA)	0
Baseline contract value	£2,111,906.47

ACCESS*

Patients seen in 24 months	Total	Change since previous quarter
Quarter ending December 2017	2,376	
Quarter ending March 2018	2,418	→
Quarter ending June 2018	2,444	→
Quarter ending September 2018	2,463	→
Quarter ending December 2018	2,458	→
Variance since December 2017	3.5%	↑



ACTIVITY



Month	Adjusted Scheduled Activity (UDA)	
	2018	2019
April	87	272
May	639	808
June	940	1,186
July	1,684	2,030
August	2,417	2,488
September	2,921	2,923
October	3,715	3,546
November	4,348	3,981
December	4,770	4,444
January	5,319	
February	5,894	
March	6,393	
April	6,736	
May	6,741	
June	6,744	

QUALITY

	Quantity	Base Number	Contract	AT	Region	England
% of FP17s for the same patient ID Re-attending within 3 months - Children	59	1,057	5.6%	9.9%	12.3%	11.8%
% of FP17s for the same patient ID Re-attending within 3 months - Adults	97	1,332	7.3%	14.0%	15.8%	15.6%
% of FP17s for the same patient ID Re-attending between 3 & 9 months - Children	275	1,057	26.0%	57.3%	60.1%	58.8%
% of FP17s for the same patient ID Re-attending between 3 & 9 months - Adults	733	1,332	55.0%	52.7%	53.3%	51.0%
% of FP17s for Band 1 Urgent Courses	29	2,240	1.3%	8.1%	9.0%	9.0%
% of FP17s Relating to Free Repair or Replacements	5	2,240	0.2%	1.1%	1.0%	0.8%
% of FP17s Relating to Continuations	15	2,240	0.7%	1.2%	1.0%	0.9%
% of Patients satisfied with the dentistry they have received	0	1	N/A	94.7%	93.8%	93.2%
% of Patients satisfied with the time they had to wait for an appointment	0	1	N/A	91.5%	89.4%	88.3%

* This is based on patients treated on this contract for their most recent course of treatment. Figures in italics indicate the base number of FP17s or Patient Questionnaire responses are less than 100. N/A is shown where the base number of responses is less than 10 during the period. % is calculated as Quantity/Base number*100

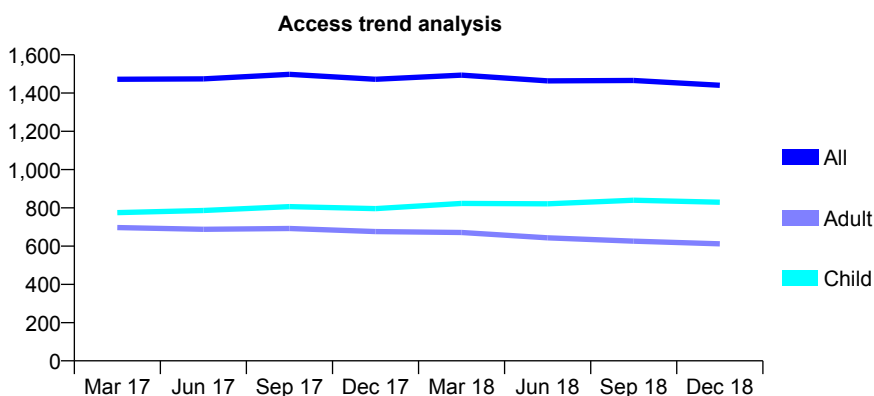
Q49 - Vital Signs At a Glance Contract Report for 140449/0003 - December 2018

Name or company name	South Tyneside Foundation Trust
Contract type name	PDS Contract
Purpose of contract	General
Contract start date	01/06/2013
Contract end date	31/03/2020

18/19 Contracted general activity (UDA)	2,195
Carry forward general activity (UDA)	0
18/19 Contracted orthodontic activity (UOA)	0
Carry forward orthodontic activity (UOA)	0
Baseline contract value	£1,257,010.14

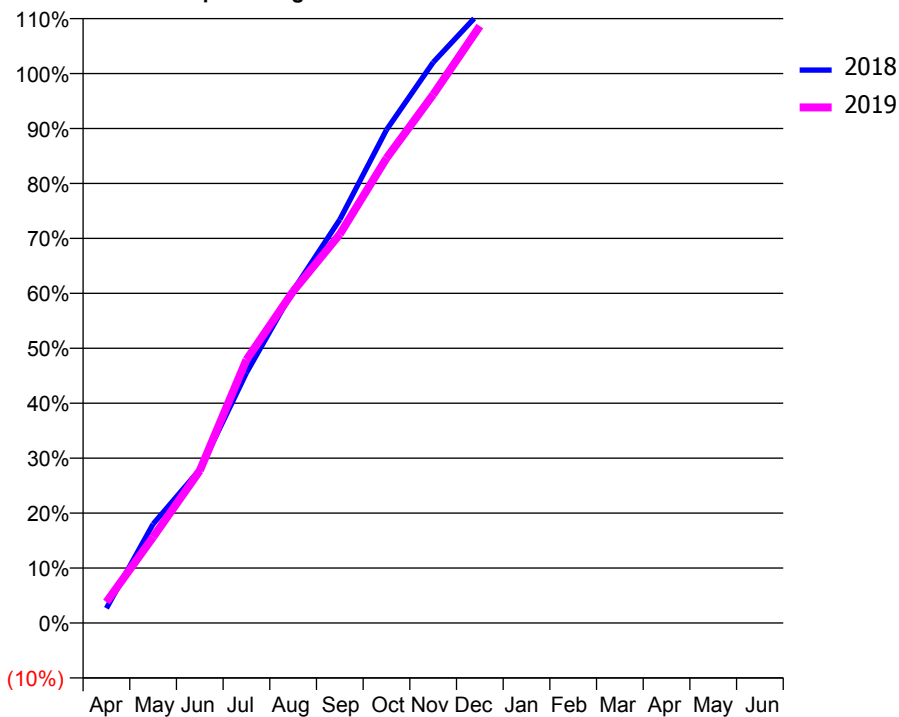
ACCESS*

Patients seen in 24 months	Total	Change since previous quarter
Quarter ending December 2017	1,472	
Quarter ending March 2018	1,494	→
Quarter ending June 2018	1,464	↓
Quarter ending September 2018	1,466	→
Quarter ending December 2018	1,441	↓
Variance since December 2017	(2.1%)	↓



ACTIVITY

Cumulative percentage of contracted UDA delivered 2018 & 2019



Adjusted Scheduled Activity (UDA)		
Month	2018	2019
April	59	84
May	396	343
June	613	609
July	1,000	1,052
August	1,328	1,325
September	1,611	1,553
October	1,970	1,856
November	2,240	2,111
December	2,439	2,384
January	2,804	
February	3,112	
March	3,338	
April	3,507	
May	3,522	
June	3,522	

QUALITY

	Quantity	Base Number	Contract	AT	Region	England
% of FP17s for the same patient ID Re-attending within 3 months - Children	130	850	15.3%	9.9%	12.3%	11.8%
% of FP17s for the same patient ID Re-attending within 3 months - Adults	70	547	12.8%	14.0%	15.8%	15.6%
% of FP17s for the same patient ID Re-attending between 3 & 9 months - Children	279	850	32.8%	57.3%	60.1%	58.8%
% of FP17s for the same patient ID Re-attending between 3 & 9 months - Adults	189	547	34.6%	52.7%	53.3%	51.0%
% of FP17s for Band 1 Urgent Courses	28	1,310	2.1%	8.1%	9.0%	9.0%
% of FP17s Relating to Free Repair or Replacements	1	1,310	0.1%	1.1%	1.0%	0.8%
% of FP17s Relating to Continuations	59	1,310	4.5%	1.2%	1.0%	0.9%
% of Patients satisfied with the dentistry they have received	0	0	N/A	94.7%	93.8%	93.2%
% of Patients satisfied with the time they had to wait for an appointment	0	0	N/A	91.5%	89.4%	88.3%

* This is based on patients treated on this contract for their most recent course of treatment. Figures in italics indicate the base number of FP17s or Patient Questionnaire responses are less than 100. N/A is shown where the base number of responses is less than 10 during the period. % is calculated as Quantity/Base number*100

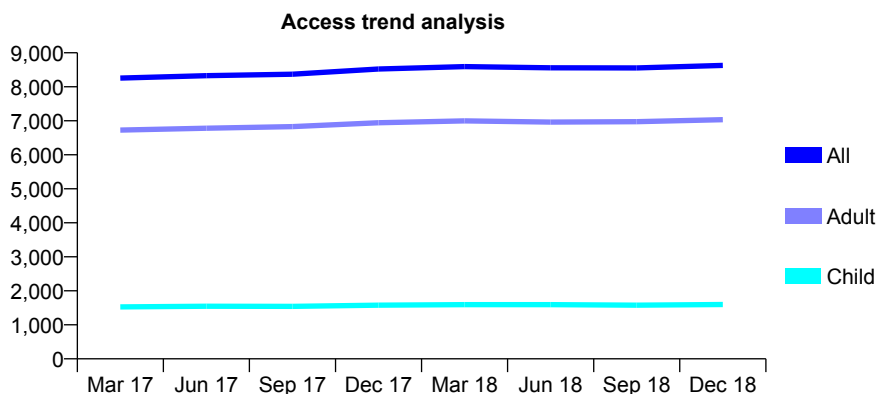
Q49 - Vital Signs At a Glance Contract Report for 141593/0001 - December 2018

Name or company name	J R P Jones and Associates
Contract type name	GDS Contract
Purpose of contract	General and Orthodontic
Contract start date	01/03/2012
Contract end date	

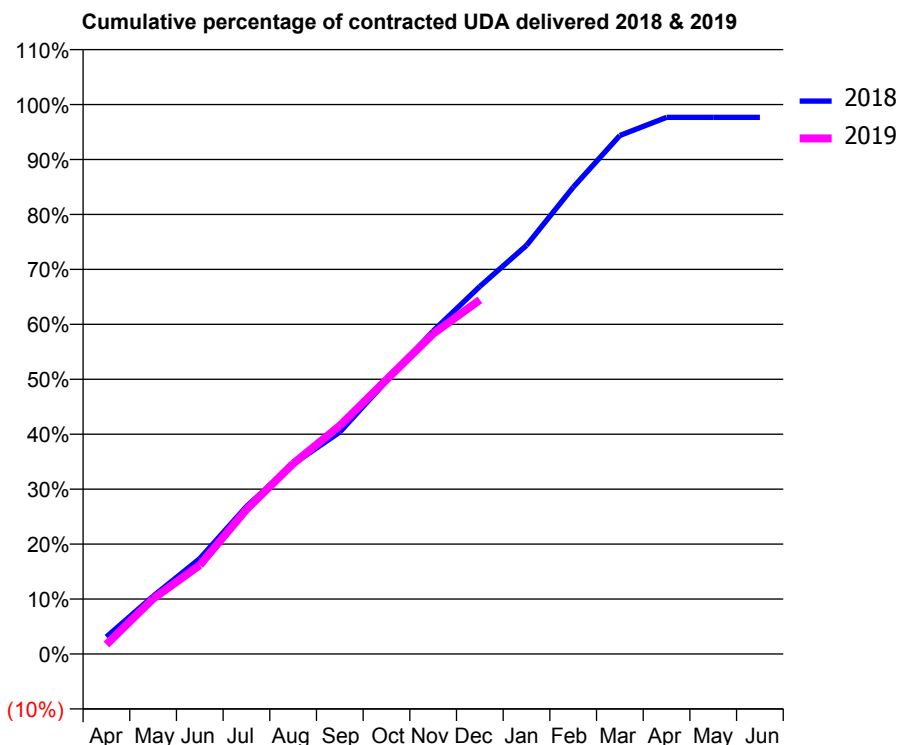
18/19 Contracted general activity (UDA)	26,411
Carry forward general activity (UDA)	616
18/19 Contracted orthodontic activity (UOA)	300
Carry forward orthodontic activity (UOA)	0
Baseline contract value	£717,783.85

ACCESS*

Patients seen in 24 months	Total	Change since previous quarter
Quarter ending December 2017	8,522	
Quarter ending March 2018	8,593	→
Quarter ending June 2018	8,559	→
Quarter ending September 2018	8,555	→
Quarter ending December 2018	8,630	→
Variance since December 2017	1.3%	→



ACTIVITY



Month	Adjusted Scheduled Activity (UDA)	
	2018	2019
April	823	460
May	2,781	2,656
June	4,584	4,275
July	7,090	6,954
August	9,129	9,147
September	10,666	10,979
October	13,124	13,186
November	15,529	15,392
December	17,669	17,018
January	19,638	
February	22,434	
March	24,920	
April	25,794	
May	25,795	
June	25,795	

QUALITY

	Quantity	Base Number	Contract	AT	Region	England
% of FP17s for the same patient ID Re-attending within 3 months - Children	95	2,105	4.5%	9.9%	12.3%	11.8%
% of FP17s for the same patient ID Re-attending within 3 months - Adults	728	8,387	8.7%	14.0%	15.8%	15.6%
% of FP17s for the same patient ID Re-attending between 3 & 9 months - Children	1,653	2,105	78.5%	57.3%	60.1%	58.8%
% of FP17s for the same patient ID Re-attending between 3 & 9 months - Adults	6,175	8,387	73.6%	52.7%	53.3%	51.0%
% of FP17s for Band 1 Urgent Courses	452	9,834	4.6%	8.1%	9.0%	9.0%
% of FP17s Relating to Free Repair or Replacements	92	9,834	0.9%	1.1%	1.0%	0.8%
% of FP17s Relating to Continuations	79	9,834	0.8%	1.2%	1.0%	0.9%
% of Patients satisfied with the dentistry they have received	7	7	N/A	94.7%	93.8%	93.2%
% of Patients satisfied with the time they had to wait for an appointment	7	7	N/A	91.5%	89.4%	88.3%

* This is based on patients treated on this contract for their most recent course of treatment. Figures in italics indicate the base number of FP17s or Patient Questionnaire responses are less than 100. N/A is shown where the base number of responses is less than 10 during the period. % is calculated as Quantity/Base number*100

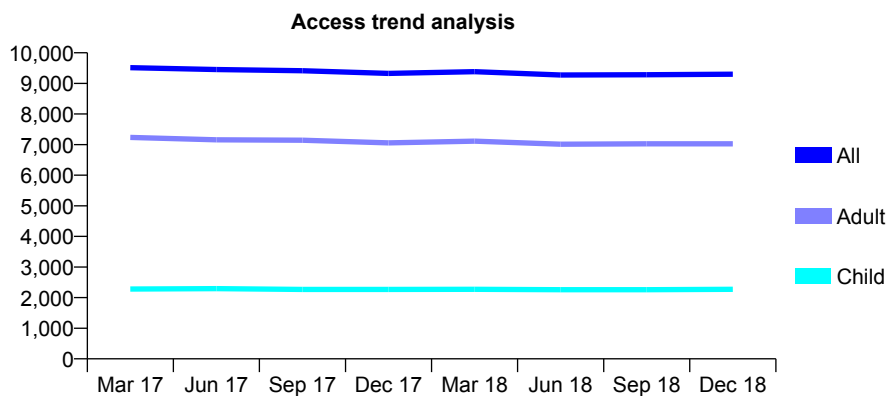
Q49 - Vital Signs At a Glance Contract Report for 141852/0001 - December 2018

Name or company name	Perfect Smile Gateshead Partnership
Contract type name	GDS Contract
Purpose of contract	General and Orthodontic
Contract start date	01/07/2014
Contract end date	

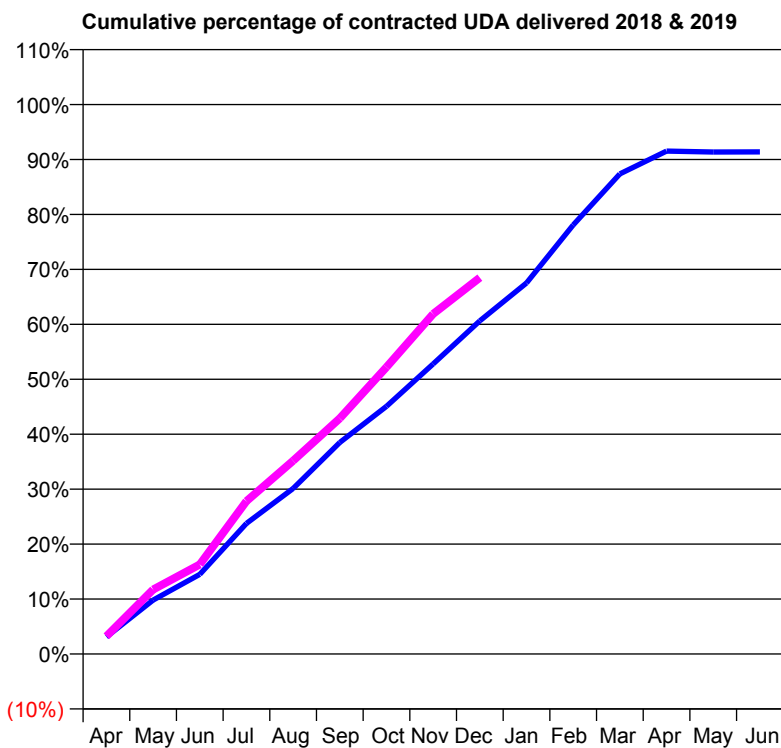
18/19 Contracted general activity (UDA)	28,872
Carry forward general activity (UDA)	0
18/19 Contracted orthodontic activity (UOA)	500
Carry forward orthodontic activity (UOA)	0
Baseline contract value	£873,195.02

ACCESS*

Patients seen in 24 months	Total	Change since previous quarter
Quarter ending December 2017	9,326	
Quarter ending March 2018	9,384	→
Quarter ending June 2018	9,274	↓
Quarter ending September 2018	9,284	→
Quarter ending December 2018	9,299	→
Variance since December 2017	(0.3%)	→



ACTIVITY



Month	Adjusted Scheduled Activity (UDA)	
	2018	2019
April	902	933
May	2,834	3,385
June	4,185	4,704
July	6,861	8,031
August	8,696	10,159
September	11,116	12,385
October	13,013	15,072
November	15,245	17,872
December	17,508	19,774
January	19,492	
February	22,542	
March	25,227	
April	26,423	
May	26,378	
June	26,384	

QUALITY

	Quantity	Base Number	Contract	AT	Region	England
% of FP17s for the same patient ID Re-attending within 3 months - Children	149	1,958	7.6%	9.9%	12.3%	11.8%
% of FP17s for the same patient ID Re-attending within 3 months - Adults	587	6,073	9.7%	14.0%	15.8%	15.6%
% of FP17s for the same patient ID Re-attending between 3 & 9 months - Children	882	1,958	45.0%	57.3%	60.1%	58.8%
% of FP17s for the same patient ID Re-attending between 3 & 9 months - Adults	2,962	6,073	48.8%	52.7%	53.3%	51.0%
% of FP17s for Band 1 Urgent Courses	711	7,631	9.3%	8.1%	9.0%	9.0%
% of FP17s Relating to Free Repair or Replacements	118	7,631	1.5%	1.1%	1.0%	0.8%
% of FP17s Relating to Continuations	28	7,631	0.4%	1.2%	1.0%	0.9%
% of Patients satisfied with the dentistry they have received	4	4	N/A	94.7%	93.8%	93.2%
% of Patients satisfied with the time they had to wait for an appointment	4	4	N/A	91.5%	89.4%	88.3%

* This is based on patients treated on this contract for their most recent course of treatment. Figures in italics indicate the base number of FP17s or Patient Questionnaire responses are less than 100. N/A is shown where the base number of responses is less than 10 during the period. % is calculated as Quantity/Base number*100

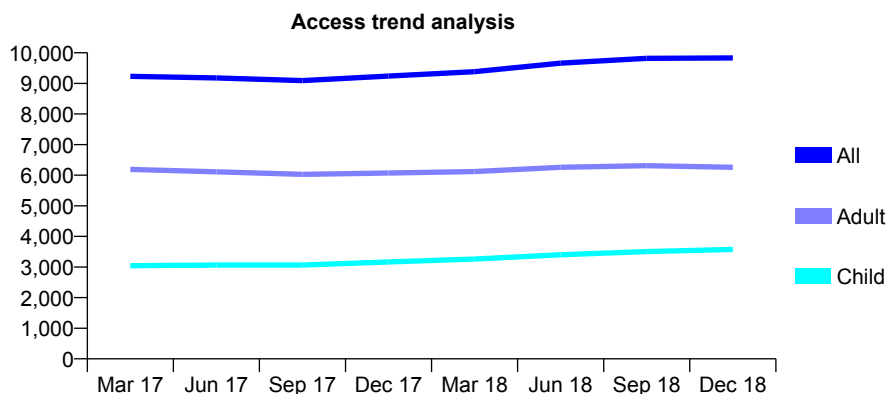
Q49 - Vital Signs At a Glance Contract Report for 142050/0001 - December 2018

Name or company name	The Grainger Stockton, Birtley and Stanley
Contract type name	GDS Contract
Purpose of contract	General
Contract start date	01/02/2014
Contract end date	

18/19 Contracted general activity (UDA)	32,500
Carry forward general activity (UDA)	0
18/19 Contracted orthodontic activity (UOA)	0
Carry forward orthodontic activity (UOA)	0
Baseline contract value	£782,568.24

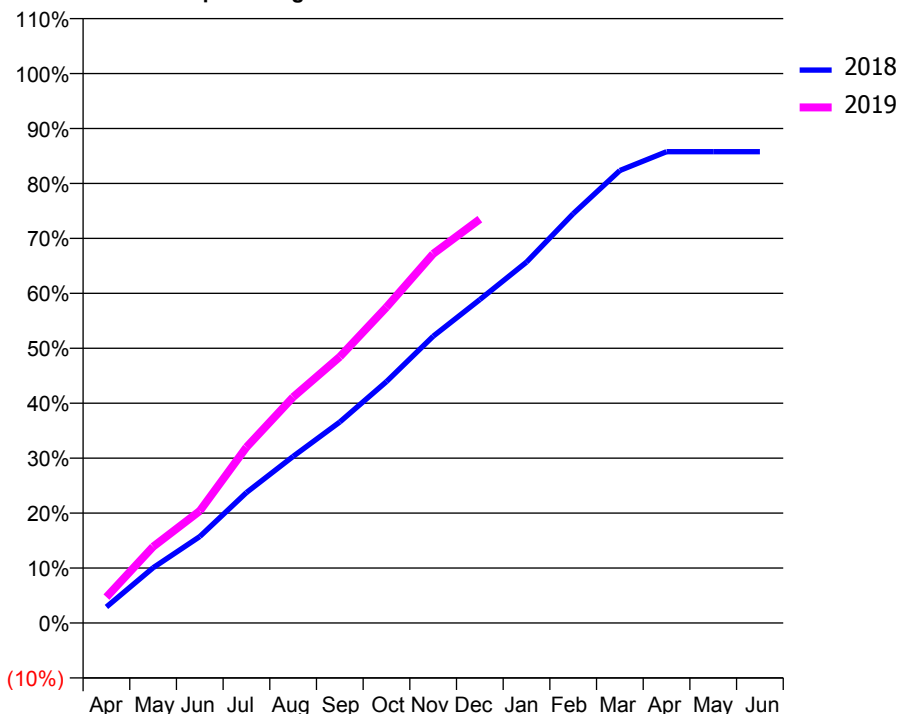
ACCESS*

Patients seen in 24 months	Total	Change since previous quarter
Quarter ending December 2017	9,239	
Quarter ending March 2018	9,382	→
Quarter ending June 2018	9,662	↑
Quarter ending September 2018	9,817	→
Quarter ending December 2018	9,834	→
Variance since December 2017	6.4%	↑



ACTIVITY

Cumulative percentage of contracted UDA delivered 2018 & 2019



Month	Adjusted Scheduled Activity (UDA)	
	2018	2019
April	949	1,533
May	3,266	4,517
June	5,117	6,632
July	7,716	10,396
August	9,851	13,368
September	11,891	15,742
October	14,275	18,678
November	16,957	21,832
December	19,128	23,885
January	21,348	
February	24,211	
March	26,763	
April	27,878	
May	27,876	
June	27,876	

QUALITY

	Quantity	Base Number	Contract	AT	Region	England
% of FP17s for the same patient ID Re-attending within 3 months - Children	226	4,214	5.4%	9.9%	12.3%	11.8%
% of FP17s for the same patient ID Re-attending within 3 months - Adults	779	6,364	12.2%	14.0%	15.8%	15.6%
% of FP17s for the same patient ID Re-attending between 3 & 9 months - Children	2,508	4,214	59.5%	57.3%	60.1%	58.8%
% of FP17s for the same patient ID Re-attending between 3 & 9 months - Adults	3,417	6,364	53.7%	52.7%	53.3%	51.0%
% of FP17s for Band 1 Urgent Courses	627	10,193	6.2%	8.1%	9.0%	9.0%
% of FP17s Relating to Free Repair or Replacements	59	10,193	0.6%	1.1%	1.0%	0.8%
% of FP17s Relating to Continuations	140	10,193	1.4%	1.2%	1.0%	0.9%
% of Patients satisfied with the dentistry they have received	7	7	N/A	94.7%	93.8%	93.2%
% of Patients satisfied with the time they had to wait for an appointment	6	7	N/A	91.5%	89.4%	88.3%

* This is based on patients treated on this contract for their most recent course of treatment. Figures in italics indicate the base number of FP17s or Patient Questionnaire responses are less than 100. N/A is shown where the base number of responses is less than 10 during the period. % is calculated as Quantity/Base number*100

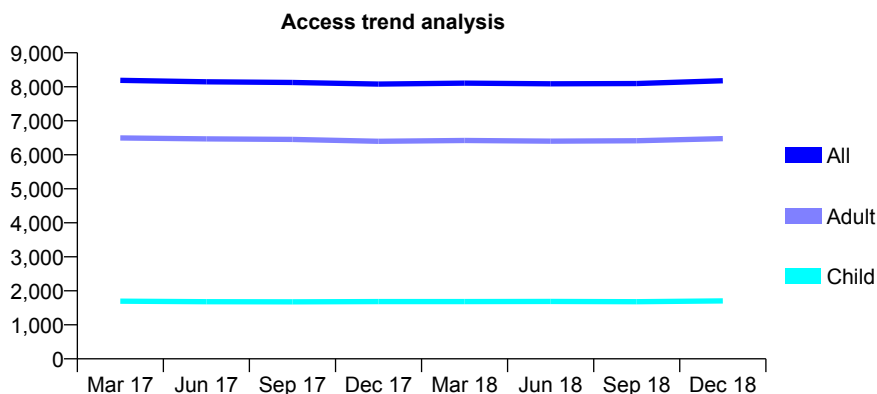
Q49 - Vital Signs At a Glance Contract Report for 143324/0001 - December 2018

Name or company name	Perfect Smile Blaydon Partnership
Contract type name	GDS Contract
Purpose of contract	General
Contract start date	01/07/2014
Contract end date	

18/19 Contracted general activity (UDA)	22,584
Carry forward general activity (UDA)	857
18/19 Contracted orthodontic activity (UOA)	0
Carry forward orthodontic activity (UOA)	0
Baseline contract value	£727,413.63

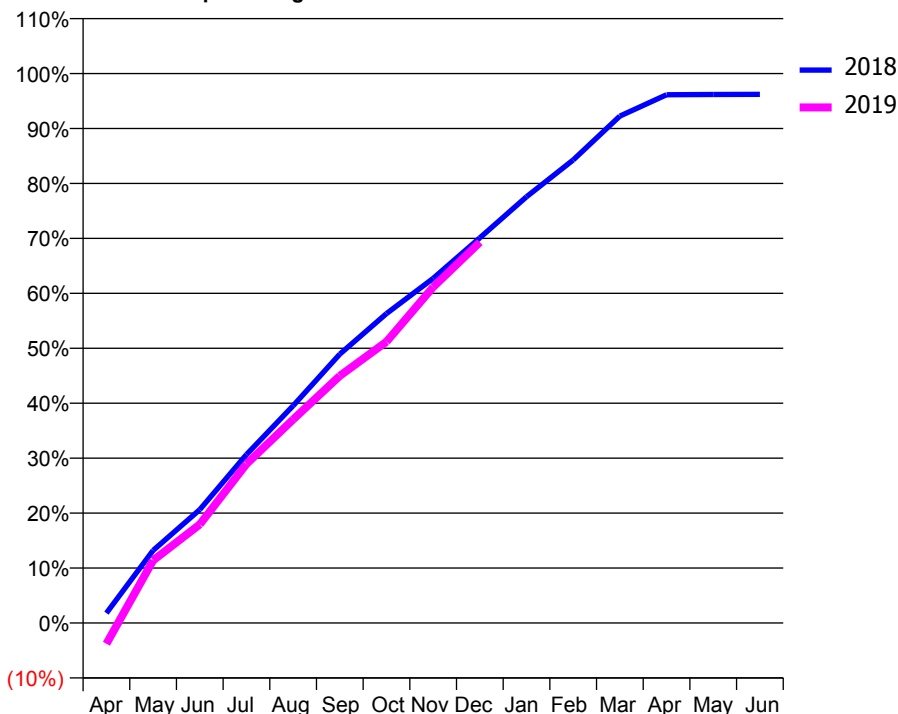
ACCESS*

Patients seen in 24 months	Total	Change since previous quarter
Quarter ending December 2017	8,082	
Quarter ending March 2018	8,109	→
Quarter ending June 2018	8,090	→
Quarter ending September 2018	8,096	→
Quarter ending December 2018	8,180	→
Variance since December 2017	1.2%	→



ACTIVITY

Cumulative percentage of contracted UDA delivered 2018 & 2019



Month	Adjusted Scheduled Activity (UDA)	
	2018	2019
April	409	-857
May	2,986	2,574
June	4,660	4,051
July	6,924	6,535
August	8,932	8,365
September	11,053	10,160
October	12,716	11,558
November	14,162	13,808
December	15,831	15,650
January	17,516	
February	19,032	
March	20,834	
April	21,710	
May	21,724	
June	21,727	

QUALITY

	Quantity	Base Number	Contract	AT	Region	England
% of FP17s for the same patient ID Re-attending within 3 months - Children	40	1,495	2.7%	9.9%	12.3%	11.8%
% of FP17s for the same patient ID Re-attending within 3 months - Adults	526	5,480	9.6%	14.0%	15.8%	15.6%
% of FP17s for the same patient ID Re-attending between 3 & 9 months - Children	585	1,495	39.1%	57.3%	60.1%	58.8%
% of FP17s for the same patient ID Re-attending between 3 & 9 months - Adults	2,216	5,480	40.4%	52.7%	53.3%	51.0%
% of FP17s for Band 1 Urgent Courses	318	6,630	4.8%	8.1%	9.0%	9.0%
% of FP17s Relating to Free Repair or Replacements	55	6,630	0.8%	1.1%	1.0%	0.8%
% of FP17s Relating to Continuations	84	6,630	1.3%	1.2%	1.0%	0.9%
% of Patients satisfied with the dentistry they have received	5	5	N/A	94.7%	93.8%	93.2%
% of Patients satisfied with the time they had to wait for an appointment	4	5	N/A	91.5%	89.4%	88.3%

* This is based on patients treated on this contract for their most recent course of treatment. Figures in italics indicate the base number of FP17s or Patient Questionnaire responses are less than 100. N/A is shown where the base number of responses is less than 10 during the period. % is calculated as Quantity/Base number*100

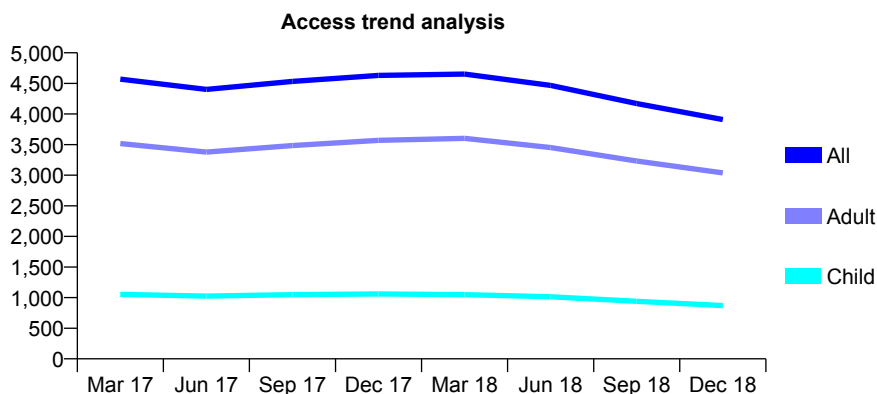
Q49 - Vital Signs At a Glance Contract Report for 143960/0001 - December 2018

Name or company name	Dr I Chandler, Mr G Venchard, Mr Y Nojib
Contract type name	GDS Contract
Purpose of contract	General
Contract start date	31/01/2014
Contract end date	

18/19 Contracted general activity (UDA)	19,000
Carry forward general activity (UDA)	0
18/19 Contracted orthodontic activity (UOA)	0
Carry forward orthodontic activity (UOA)	0
Baseline contract value	£598,083.30

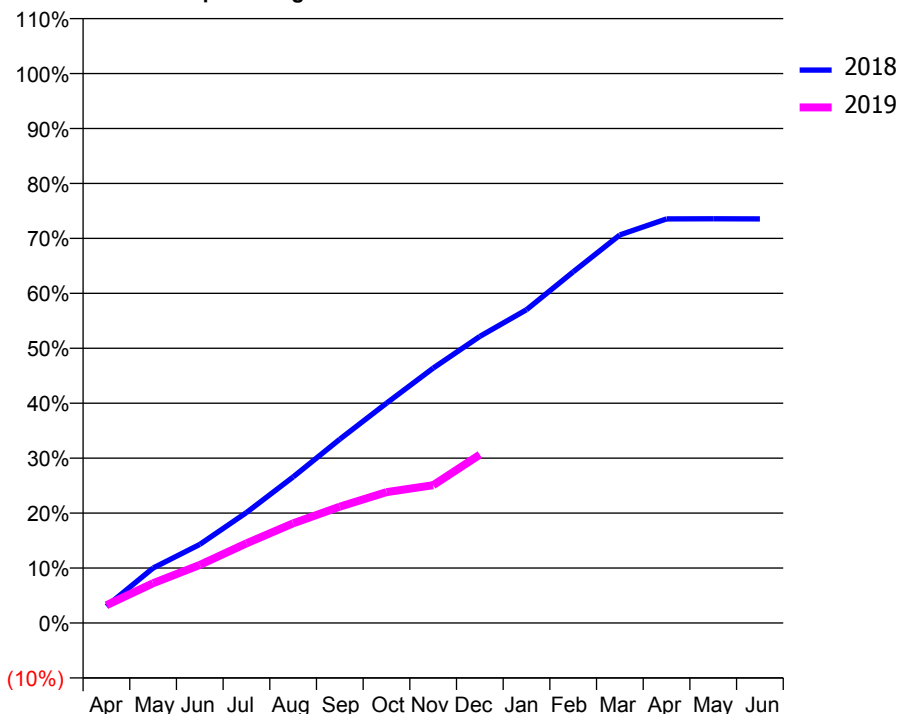
ACCESS*

Patients seen in 24 months	Total	Change since previous quarter
Quarter ending December 2017	4,630	
Quarter ending March 2018	4,652	→
Quarter ending June 2018	4,468	↓
Quarter ending September 2018	4,172	↓
Quarter ending December 2018	3,910	↓
Variance since December 2017	(15.6%)	↓



ACTIVITY

Cumulative percentage of contracted UDA delivered 2018 & 2019



Adjusted Scheduled Activity (UDA)

Month	2018	2019
April	578	614
May	1,901	1,375
June	2,719	2,010
July	3,822	2,755
August	5,052	3,446
September	6,355	4,025
October	7,599	4,523
November	8,814	4,764
December	9,910	5,821
January	10,835	
February	12,144	
March	13,421	
April	13,971	
May	13,979	
June	13,972	

QUALITY

	Quantity	Base Number	Contract	AT	Region	England
% of FP17s for the same patient ID Re-attending within 3 months - Children	42	665	6.3%	9.9%	12.3%	11.8%
% of FP17s for the same patient ID Re-attending within 3 months - Adults	209	1,979	10.6%	14.0%	15.8%	15.6%
% of FP17s for the same patient ID Re-attending between 3 & 9 months - Children	322	665	48.4%	57.3%	60.1%	58.8%
% of FP17s for the same patient ID Re-attending between 3 & 9 months - Adults	872	1,979	44.1%	52.7%	53.3%	51.0%
% of FP17s for Band 1 Urgent Courses	157	2,426	6.5%	8.1%	9.0%	9.0%
% of FP17s Relating to Free Repair or Replacements	16	2,426	0.7%	1.1%	1.0%	0.8%
% of FP17s Relating to Continuations	45	2,426	1.9%	1.2%	1.0%	0.9%
% of Patients satisfied with the dentistry they have received	2	3	N/A	94.7%	93.8%	93.2%
% of Patients satisfied with the time they had to wait for an appointment	2	3	N/A	91.5%	89.4%	88.3%

* This is based on patients treated on this contract for their most recent course of treatment. Figures in italics indicate the base number of FP17s or Patient Questionnaire responses are less than 100. N/A is shown where the base number of responses is less than 10 during the period. % is calculated as Quantity/Base number*100

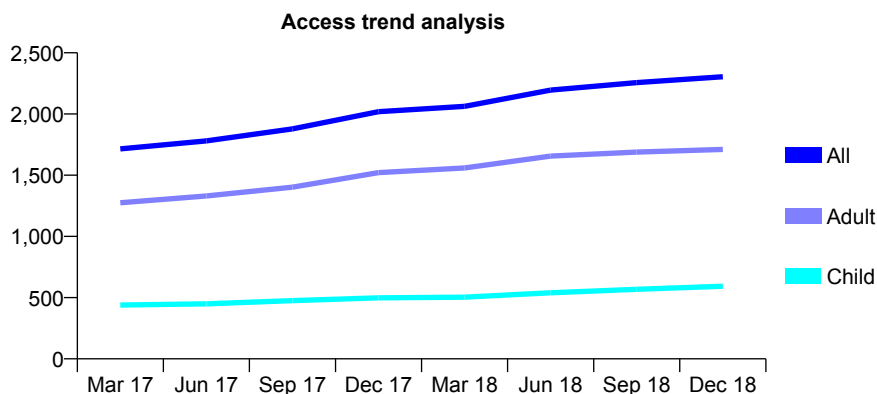
Q49 - Vital Signs At a Glance Contract Report for 144479/0001 - December 2018

Name or company name	CSDP(UK) Ltd
Contract type name	GDS Contract
Purpose of contract	General
Contract start date	01/07/2010
Contract end date	

18/19 Contracted general activity (UDA)	6,622
Carry forward general activity (UDA)	-132
18/19 Contracted orthodontic activity (UOA)	0
Carry forward orthodontic activity (UOA)	0
Baseline contract value	£185,343.81

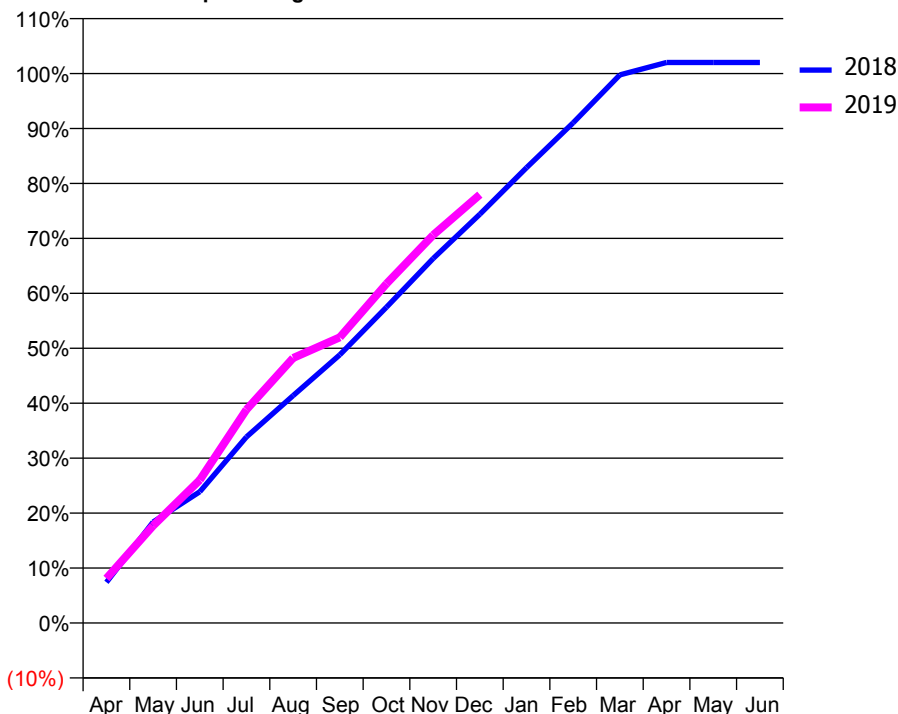
ACCESS*

Patients seen in 24 months	Total	Change since previous quarter
Quarter ending December 2017	2,019	
Quarter ending March 2018	2,063	↑
Quarter ending June 2018	2,196	↑
Quarter ending September 2018	2,257	↑
Quarter ending December 2018	2,304	↑
Variance since December 2017	14.1%	↑



ACTIVITY

Cumulative percentage of contracted UDA delivered 2018 & 2019



Month	Adjusted Scheduled Activity (UDA)	
	2018	2019
April	492	537
May	1,218	1,173
June	1,583	1,723
July	2,243	2,572
August	2,741	3,194
September	3,233	3,443
October	3,807	4,089
November	4,393	4,675
December	4,926	5,162
January	5,487	
February	6,029	
March	6,605	
April	6,755	
May	6,754	
June	6,754	

QUALITY

	Quantity	Base Number	Contract	AT	Region	England
% of FP17s for the same patient ID Re-attending within 3 months - Children	33	709	4.7%	9.9%	12.3%	11.8%
% of FP17s for the same patient ID Re-attending within 3 months - Adults	120	1,638	7.3%	14.0%	15.8%	15.6%
% of FP17s for the same patient ID Re-attending between 3 & 9 months - Children	403	709	56.8%	57.3%	60.1%	58.8%
% of FP17s for the same patient ID Re-attending between 3 & 9 months - Adults	833	1,638	50.9%	52.7%	53.3%	51.0%
% of FP17s for Band 1 Urgent Courses	82	2,266	3.6%	8.1%	9.0%	9.0%
% of FP17s Relating to Free Repair or Replacements	21	2,266	0.9%	1.1%	1.0%	0.8%
% of FP17s Relating to Continuations	28	2,266	1.2%	1.2%	1.0%	0.9%
% of Patients satisfied with the dentistry they have received	1	1	N/A	94.7%	93.8%	93.2%
% of Patients satisfied with the time they had to wait for an appointment	1	1	N/A	91.5%	89.4%	88.3%

* This is based on patients treated on this contract for their most recent course of treatment. Figures in italics indicate the base number of FP17s or Patient Questionnaire responses are less than 100. N/A is shown where the base number of responses is less than 10 during the period. % is calculated as Quantity/Base number*100

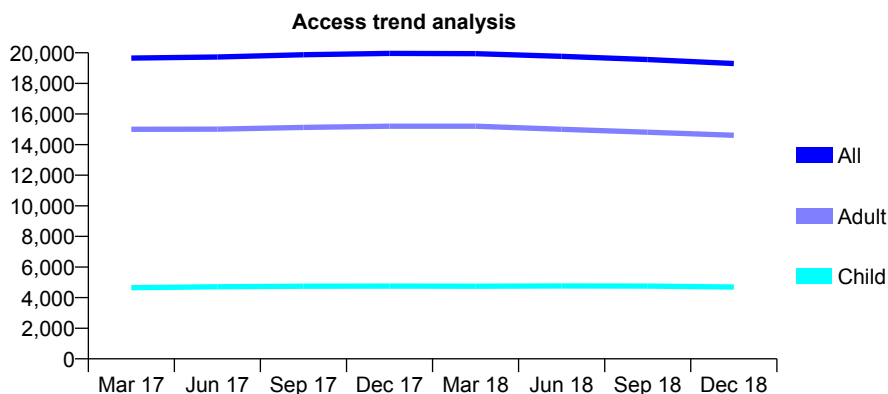
Q49 - Vital Signs At a Glance Contract Report for 144770/0001 - December 2018

Name or company name	Newcastle and Wallsend Dental Practice P
Contract type name	GDS Contract
Purpose of contract	General
Contract start date	01/05/2013
Contract end date	

18/19 Contracted general activity (UDA)	52,238
Carry forward general activity (UDA)	0
18/19 Contracted orthodontic activity (UOA)	0
Carry forward orthodontic activity (UOA)	0
Baseline contract value	£1,379,913.02

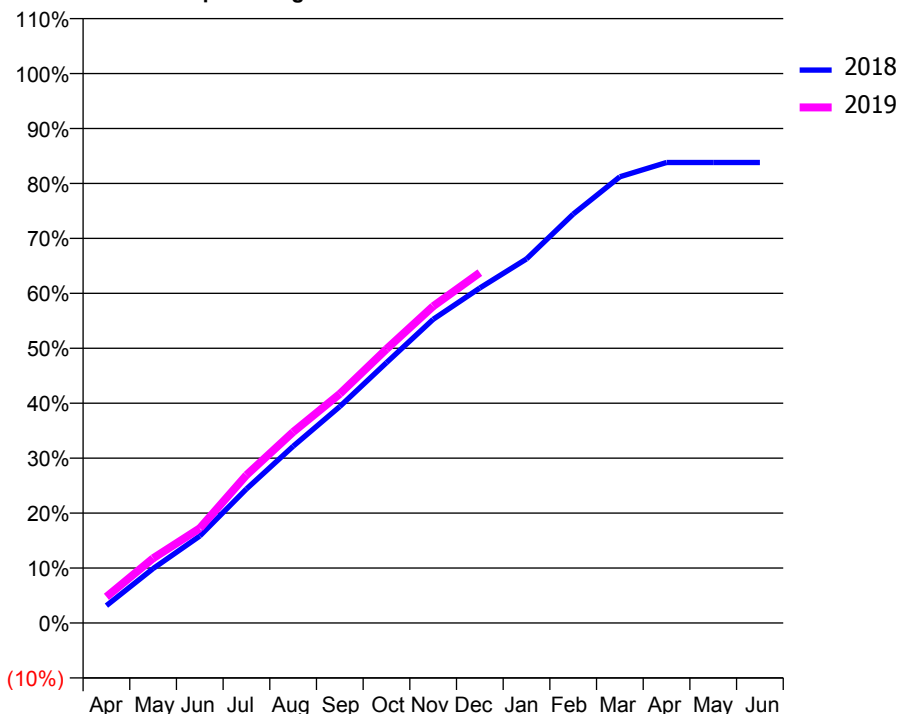
ACCESS*

Patients seen in 24 months	Total	Change since previous quarter
Quarter ending December 2017	19,958	
Quarter ending March 2018	19,946	→
Quarter ending June 2018	19,768	→
Quarter ending September 2018	19,559	↓
Quarter ending December 2018	19,300	↓
Variance since December 2017	(3.3%)	↓



ACTIVITY

Cumulative percentage of contracted UDA delivered 2018 & 2019



Month	Adjusted Scheduled Activity (UDA)	
	2018	2019
April	2,044	2,489
May	6,423	6,151
June	10,247	9,001
July	15,797	14,060
August	20,822	18,160
September	25,503	21,786
October	30,677	26,038
November	35,773	30,116
December	39,470	33,310
January	42,898	
February	48,177	
March	52,578	
April	54,256	
May	54,252	
June	54,252	

QUALITY

	Quantity	Base Number	Contract	AT	Region	England
% of FP17s for the same patient ID Re-attending within 3 months - Children	226	4,189	5.4%	9.9%	12.3%	11.8%
% of FP17s for the same patient ID Re-attending within 3 months - Adults	1,375	12,286	11.2%	14.0%	15.8%	15.6%
% of FP17s for the same patient ID Re-attending between 3 & 9 months - Children	2,268	4,189	54.1%	57.3%	60.1%	58.8%
% of FP17s for the same patient ID Re-attending between 3 & 9 months - Adults	6,441	12,286	52.4%	52.7%	53.3%	51.0%
% of FP17s for Band 1 Urgent Courses	1,377	15,766	8.7%	8.1%	9.0%	9.0%
% of FP17s Relating to Free Repair or Replacements	125	15,766	0.8%	1.1%	1.0%	0.8%
% of FP17s Relating to Continuations	220	15,766	1.4%	1.2%	1.0%	0.9%
% of Patients satisfied with the dentistry they have received	8	8	N/A	94.7%	93.8%	93.2%
% of Patients satisfied with the time they had to wait for an appointment	7	8	N/A	91.5%	89.4%	88.3%

* This is based on patients treated on this contract for their most recent course of treatment. Figures in italics indicate the base number of FP17s or Patient Questionnaire responses are less than 100. N/A is shown where the base number of responses is less than 10 during the period. % is calculated as Quantity/Base number*100

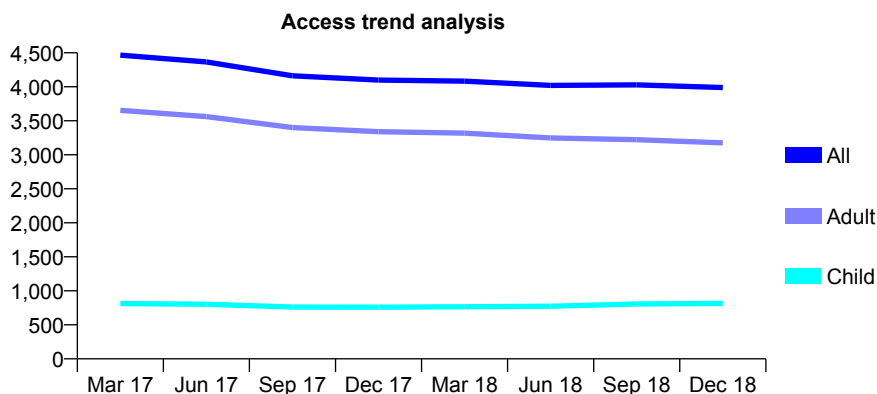
Q49 - Vital Signs At a Glance Contract Report for 144878/0001 - December 2018

Name or company name	Geoff Antons Limited
Contract type name	GDS Contract
Purpose of contract	General
Contract start date	01/04/2008
Contract end date	

18/19 Contracted general activity (UDA)	19,462
Carry forward general activity (UDA)	0
18/19 Contracted orthodontic activity (UOA)	0
Carry forward orthodontic activity (UOA)	0
Baseline contract value	£527,290.60

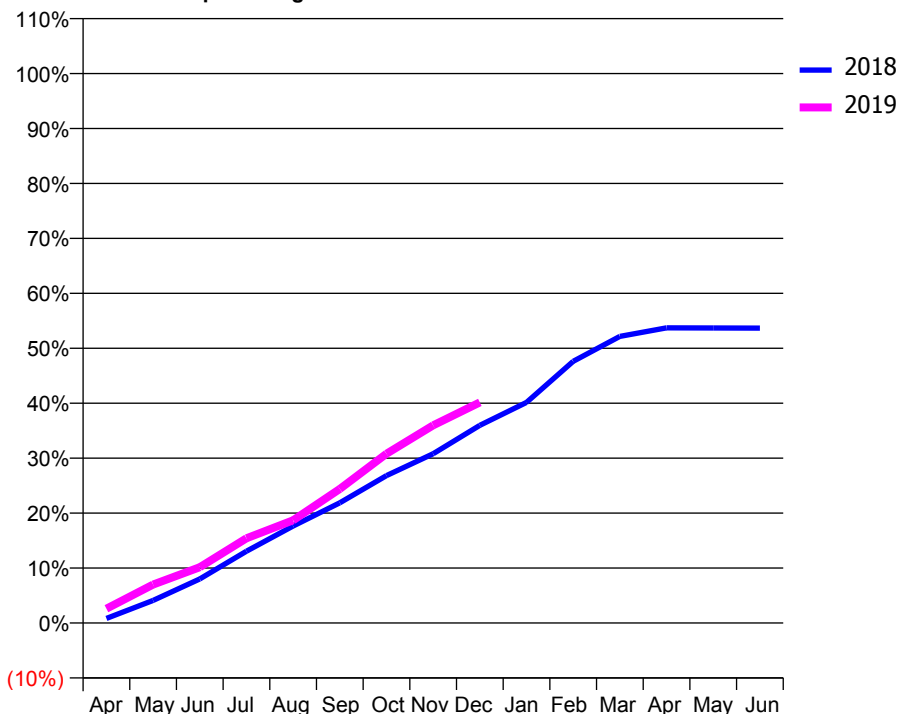
ACCESS*

Patients seen in 24 months	Total	Change since previous quarter
Quarter ending December 2017	4,099	
Quarter ending March 2018	4,084	→
Quarter ending June 2018	4,021	↓
Quarter ending September 2018	4,029	→
Quarter ending December 2018	3,990	→
Variance since December 2017	(2.7%)	↓



ACTIVITY

Cumulative percentage of contracted UDA delivered 2018 & 2019



Month	Adjusted Scheduled Activity (UDA)	
	2018	2019
April	161	510
May	802	1,362
June	1,560	1,974
July	2,543	3,000
August	3,434	3,637
September	4,258	4,749
October	5,221	5,995
November	5,998	7,001
December	7,003	7,812
January	7,813	
February	9,267	
March	10,154	
April	10,455	
May	10,449	
June	10,443	

QUALITY

	Quantity	Base Number	Contract	AT	Region	England
% of FP17s for the same patient ID Re-attending within 3 months - Children	62	1,024	6.1%	9.9%	12.3%	11.8%
% of FP17s for the same patient ID Re-attending within 3 months - Adults	358	3,598	9.9%	14.0%	15.8%	15.6%
% of FP17s for the same patient ID Re-attending between 3 & 9 months - Children	655	1,024	64.0%	57.3%	60.1%	58.8%
% of FP17s for the same patient ID Re-attending between 3 & 9 months - Adults	2,346	3,598	65.2%	52.7%	53.3%	51.0%
% of FP17s for Band 1 Urgent Courses	171	4,459	3.8%	8.1%	9.0%	9.0%
% of FP17s Relating to Free Repair or Replacements	69	4,459	1.5%	1.1%	1.0%	0.8%
% of FP17s Relating to Continuations	42	4,459	0.9%	1.2%	1.0%	0.9%
% of Patients satisfied with the dentistry they have received	1	1	N/A	94.7%	93.8%	93.2%
% of Patients satisfied with the time they had to wait for an appointment	1	1	N/A	91.5%	89.4%	88.3%

* This is based on patients treated on this contract for their most recent course of treatment. Figures in italics indicate the base number of FP17s or Patient Questionnaire responses are less than 100. N/A is shown where the base number of responses is less than 10 during the period. % is calculated as Quantity/Base number*100

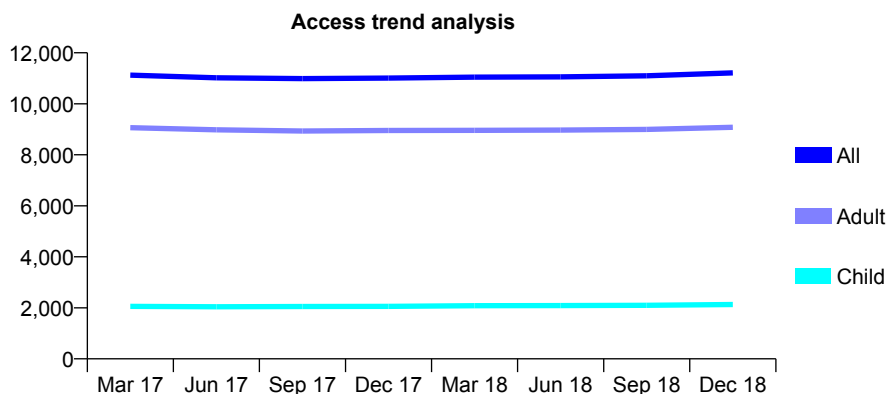
Q49 - Vital Signs At a Glance Contract Report for 148792/0001 - December 2018

Name or company name	Perfect Smile North Shields Partnership
Contract type name	GDS Contract
Purpose of contract	General
Contract start date	01/07/2014
Contract end date	

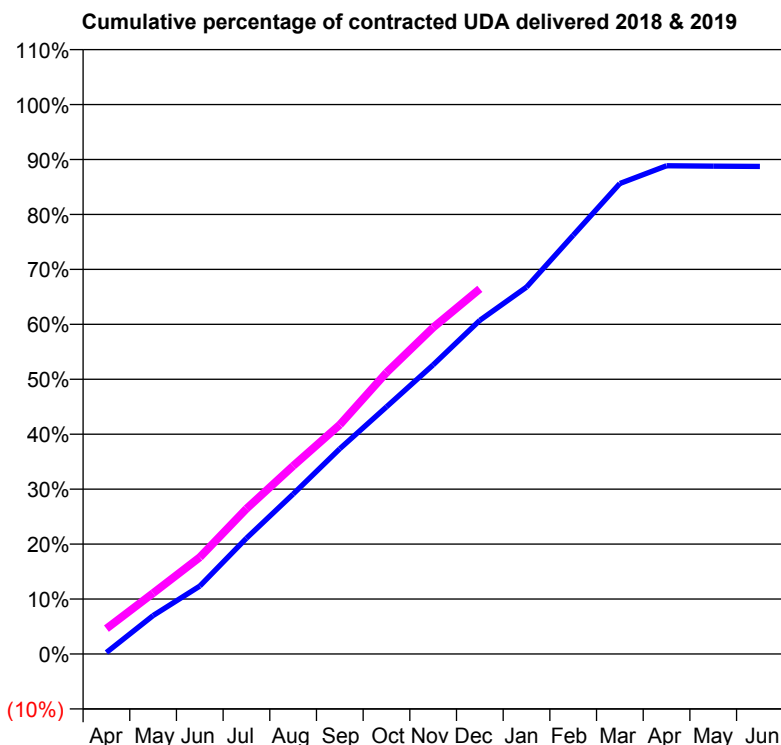
18/19 Contracted general activity (UDA)	36,119
Carry forward general activity (UDA)	0
18/19 Contracted orthodontic activity (UOA)	0
Carry forward orthodontic activity (UOA)	0
Baseline contract value	£871,122.84

ACCESS*

Patients seen in 24 months	Total	Change since previous quarter
Quarter ending December 2017	11,009	
Quarter ending March 2018	11,045	→
Quarter ending June 2018	11,057	→
Quarter ending September 2018	11,097	→
Quarter ending December 2018	11,213	→
Variance since December 2017	1.9%	→



ACTIVITY



Month	Adjusted Scheduled Activity (UDA)	
	2018	2019
April	100	1,667
May	2,529	3,998
June	4,468	6,363
July	7,611	9,549
August	10,516	12,360
September	13,491	15,072
October	16,249	18,502
November	19,006	21,463
December	21,931	24,004
January	24,117	
February	27,526	
March	30,924	
April	32,090	
May	32,070	
June	32,052	

QUALITY

	Quantity	Base Number	Contract	AT	Region	England
% of FP17s for the same patient ID Re-attending within 3 months - Children	125	2,391	5.2%	9.9%	12.3%	11.8%
% of FP17s for the same patient ID Re-attending within 3 months - Adults	1,177	10,436	11.3%	14.0%	15.8%	15.6%
% of FP17s for the same patient ID Re-attending between 3 & 9 months - Children	1,564	2,391	65.4%	57.3%	60.1%	58.8%
% of FP17s for the same patient ID Re-attending between 3 & 9 months - Adults	7,035	10,436	67.4%	52.7%	53.3%	51.0%
% of FP17s for Band 1 Urgent Courses	568	12,332	4.6%	8.1%	9.0%	9.0%
% of FP17s Relating to Free Repair or Replacements	148	12,332	1.2%	1.1%	1.0%	0.8%
% of FP17s Relating to Continuations	68	12,332	0.6%	1.2%	1.0%	0.9%
% of Patients satisfied with the dentistry they have received	4	4	N/A	94.7%	93.8%	93.2%
% of Patients satisfied with the time they had to wait for an appointment	3	4	N/A	91.5%	89.4%	88.3%

* This is based on patients treated on this contract for their most recent course of treatment. Figures in italics indicate the base number of FP17s or Patient Questionnaire responses are less than 100. N/A is shown where the base number of responses is less than 10 during the period. % is calculated as Quantity/Base number*100

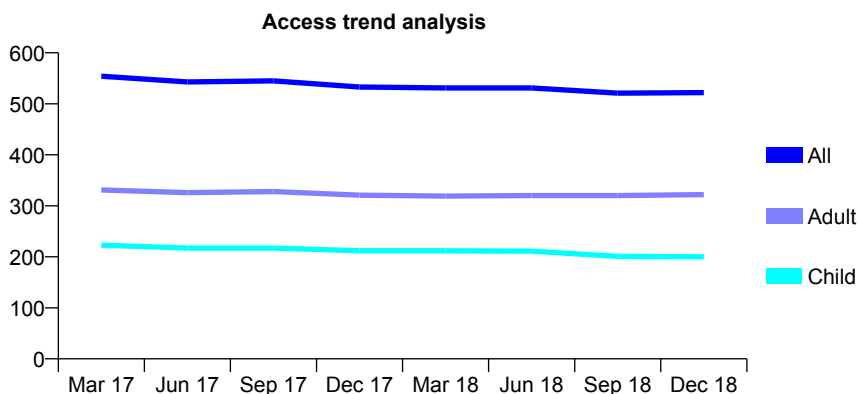
Q49 - Vital Signs At a Glance Contract Report for 150622/0001 - December 2018

Name or company name	Newgate Dental Practice
Contract type name	GDS Contract
Purpose of contract	General
Contract start date	29/07/2014
Contract end date	

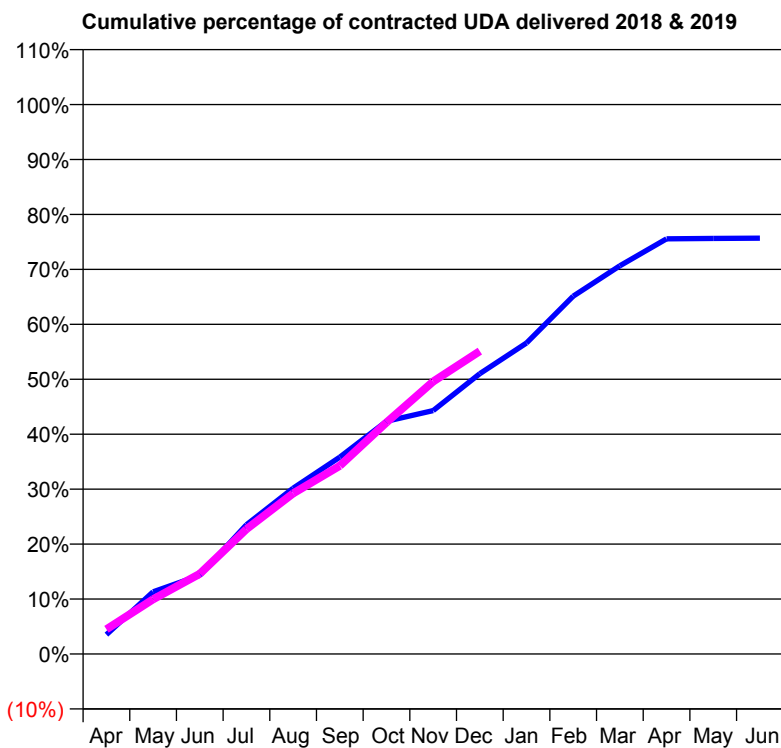
18/19 Contracted general activity (UDA)	1,759
Carry forward general activity (UDA)	0
18/19 Contracted orthodontic activity (UOA)	0
Carry forward orthodontic activity (UOA)	0
Baseline contract value	£40,014.08

ACCESS*

Patients seen in 24 months	Total	Change since previous quarter
Quarter ending December 2017	533	
Quarter ending March 2018	531	→
Quarter ending June 2018	531	→
Quarter ending September 2018	521	↓
Quarter ending December 2018	522	→
Variance since December 2017	(2.1%)	↓



ACTIVITY



Adjusted Scheduled Activity (UDA)		
Month	2018	2019
April	62	79
May	199	175
June	252	257
July	414	400
August	531	514
September	630	602
October	745	741
November	779	872
December	897	970
January	996	
February	1,146	
March	1,243	
April	1,329	
May	1,330	
June	1,331	

QUALITY

	Quantity	Base Number	Contract	AT	Region	England
% of FP17s for the same patient ID Re-attending within 3 months - Children	16	264	6.1%	9.9%	12.3%	11.8%
% of FP17s for the same patient ID Re-attending within 3 months - Adults	56	371	15.1%	14.0%	15.8%	15.6%
% of FP17s for the same patient ID Re-attending between 3 & 9 months - Children	191	264	72.3%	57.3%	60.1%	58.8%
% of FP17s for the same patient ID Re-attending between 3 & 9 months - Adults	223	371	60.1%	52.7%	53.3%	51.0%
% of FP17s for Band 1 Urgent Courses	22	587	3.7%	8.1%	9.0%	9.0%
% of FP17s Relating to Free Repair or Replacements	5	587	0.9%	1.1%	1.0%	0.8%
% of FP17s Relating to Continuations	13	587	2.2%	1.2%	1.0%	0.9%
% of Patients satisfied with the dentistry they have received	0	0	N/A	94.7%	93.8%	93.2%
% of Patients satisfied with the time they had to wait for an appointment	0	0	N/A	91.5%	89.4%	88.3%

* This is based on patients treated on this contract for their most recent course of treatment. Figures in italics indicate the base number of FP17s or Patient Questionnaire responses are less than 100. N/A is shown where the base number of responses is less than 10 during the period. % is calculated as Quantity/Base number*100

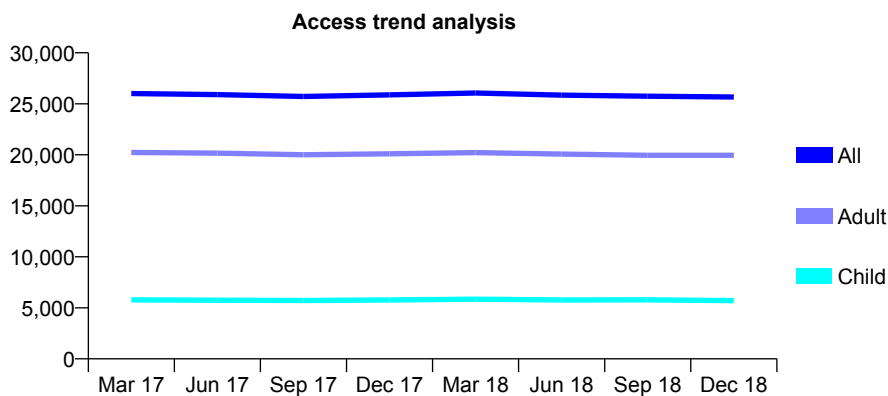
Q49 - Vital Signs At a Glance Contract Report for 150886/0001 - December 2018

Name or company name	Silver and Charlton
Contract type name	GDS Contract
Purpose of contract	General
Contract start date	01/07/2013
Contract end date	

18/19 Contracted general activity (UDA)	86,878
Carry forward general activity (UDA)	0
18/19 Contracted orthodontic activity (UOA)	0
Carry forward orthodontic activity (UOA)	0
Baseline contract value	£2,470,808.07

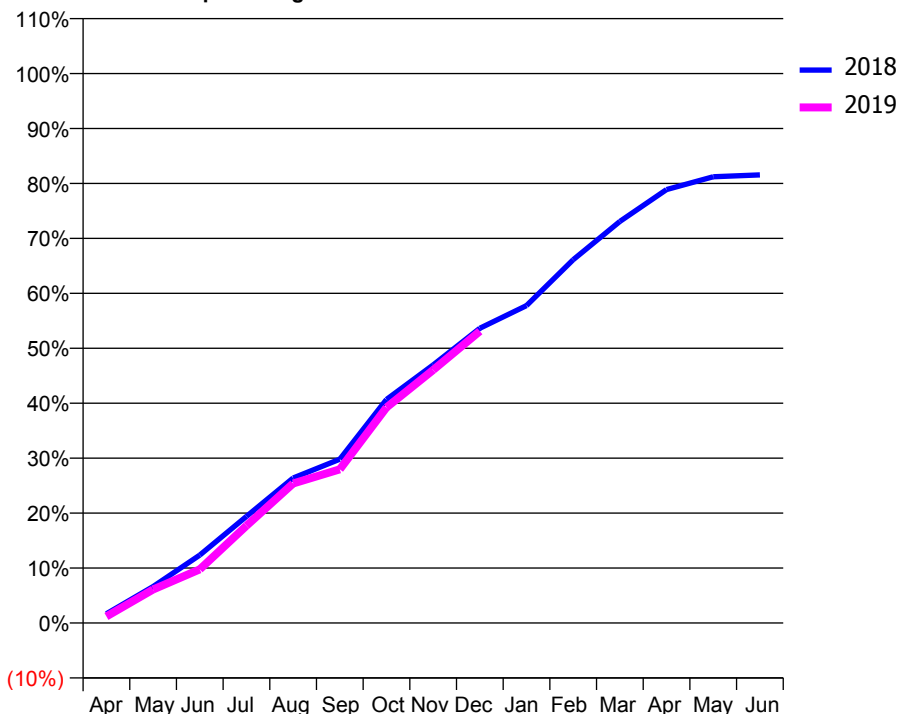
ACCESS*

Patients seen in 24 months	Total	Change since previous quarter
Quarter ending December 2017	25,871	
Quarter ending March 2018	26,062	→
Quarter ending June 2018	25,850	→
Quarter ending September 2018	25,740	→
Quarter ending December 2018	25,666	→
Variance since December 2017	(0.8%)	→



ACTIVITY

Cumulative percentage of contracted UDA delivered 2018 & 2019



Month	Adjusted Scheduled Activity (UDA)	
	2018	2019
April	1,537	1,050
May	6,034	5,307
June	11,239	8,492
July	17,620	15,388
August	23,977	22,066
September	27,096	24,300
October	36,965	34,082
November	42,691	40,000
December	48,747	46,150
January	52,491	
February	60,089	
March	66,399	
April	71,671	
May	73,792	
June	74,096	

QUALITY

	Quantity	Base Number	Contract	AT	Region	England
% of FP17s for the same patient ID Re-attending within 3 months - Children	344	4,801	7.2%	9.9%	12.3%	11.8%
% of FP17s for the same patient ID Re-attending within 3 months - Adults	2,558	17,061	15.0%	14.0%	15.8%	15.6%
% of FP17s for the same patient ID Re-attending between 3 & 9 months - Children	1,787	4,801	37.2%	57.3%	60.1%	58.8%
% of FP17s for the same patient ID Re-attending between 3 & 9 months - Adults	6,747	17,061	39.5%	52.7%	53.3%	51.0%
% of FP17s for Band 1 Urgent Courses	1,470	19,489	7.5%	8.1%	9.0%	9.0%
% of FP17s Relating to Free Repair or Replacements	321	19,489	1.6%	1.1%	1.0%	0.8%
% of FP17s Relating to Continuations	408	19,489	2.1%	1.2%	1.0%	0.9%
% of Patients satisfied with the dentistry they have received	10	11	90.9%	94.7%	93.8%	93.2%
% of Patients satisfied with the time they had to wait for an appointment	11	11	100.0%	91.5%	89.4%	88.3%

* This is based on patients treated on this contract for their most recent course of treatment. Figures in italics indicate the base number of FP17s or Patient Questionnaire responses are less than 100. N/A is shown where the base number of responses is less than 10 during the period. % is calculated as Quantity/Base number*100

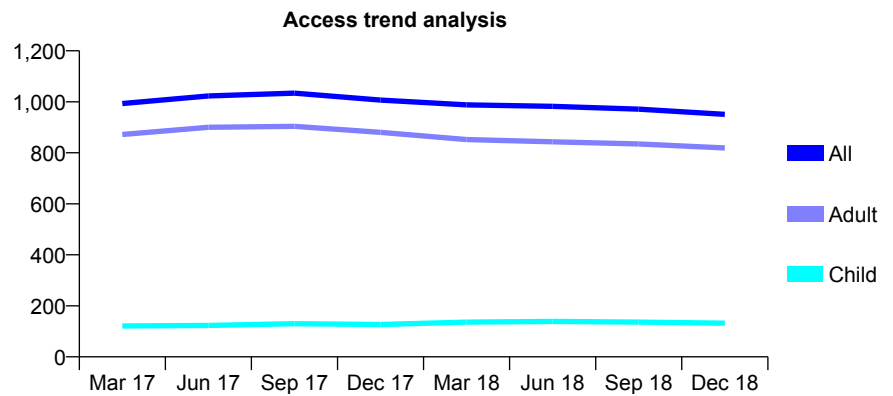
Q49 - Vital Signs At a Glance Contract Report for 153923/0001 - December 2018

Name or company name	Mr Devanand Isukapatla
Contract type name	GDS Contract
Purpose of contract	General
Contract start date	01/11/2015
Contract end date	

18/19 Contracted general activity (UDA)	3,371
Carry forward general activity (UDA)	0
18/19 Contracted orthodontic activity (UOA)	0
Carry forward orthodontic activity (UOA)	0
Baseline contract value	£87,620.67

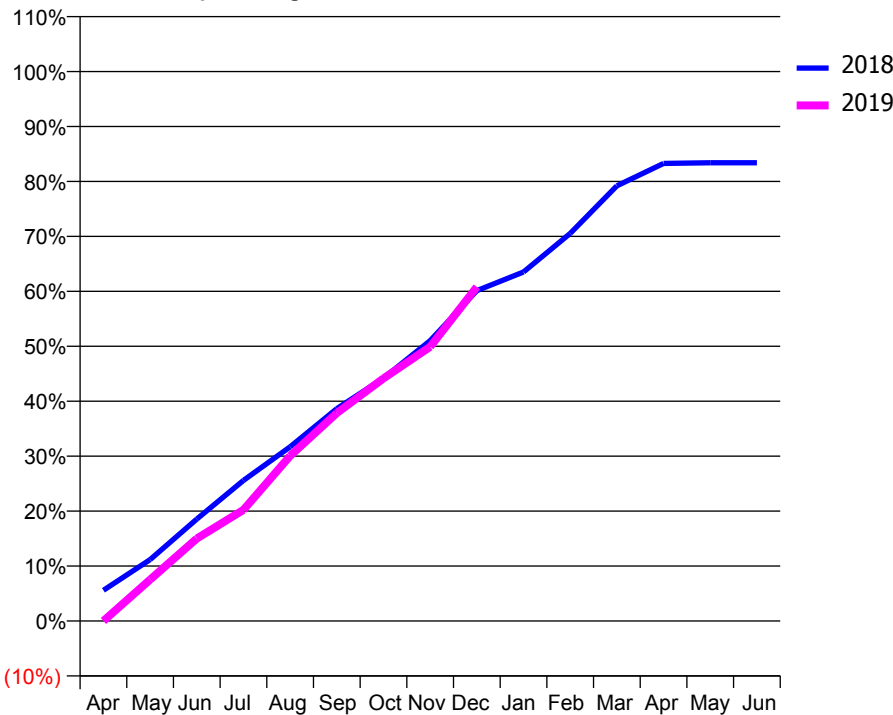
ACCESS*

Patients seen in 24 months	Total	Change since previous quarter
Quarter ending December 2017	1,007	
Quarter ending March 2018	988	↓
Quarter ending June 2018	982	→
Quarter ending September 2018	971	↓
Quarter ending December 2018	951	↓
Variance since December 2017	(5.6%)	↓



ACTIVITY

Cumulative percentage of contracted UDA delivered 2018 & 2019



Month	Adjusted Scheduled Activity (UDA)	
	2018	2019
April	189	0
May	377	254
June	626	506
July	863	682
August	1,068	1,013
September	1,302	1,275
October	1,490	1,489
November	1,720	1,683
December	2,027	2,049
January	2,141	
February	2,378	
March	2,670	
April	2,807	
May	2,811	
June	2,811	

QUALITY

	Quantity	Base Number	Contract	AT	Region	England
% of FP17s for the same patient ID Re-attending within 3 months - Children	15	178	8.4%	9.9%	12.3%	11.8%
% of FP17s for the same patient ID Re-attending within 3 months - Adults	128	971	13.2%	14.0%	15.8%	15.6%
% of FP17s for the same patient ID Re-attending between 3 & 9 months - Children	110	178	61.8%	57.3%	60.1%	58.8%
% of FP17s for the same patient ID Re-attending between 3 & 9 months - Adults	670	971	69.0%	52.7%	53.3%	51.0%
% of FP17s for Band 1 Urgent Courses	62	1,070	5.8%	8.1%	9.0%	9.0%
% of FP17s Relating to Free Repair or Replacements	5	1,070	0.5%	1.1%	1.0%	0.8%
% of FP17s Relating to Continuations	29	1,070	2.7%	1.2%	1.0%	0.9%
% of Patients satisfied with the dentistry they have received	1	1	N/A	94.7%	93.8%	93.2%
% of Patients satisfied with the time they had to wait for an appointment	1	1	N/A	91.5%	89.4%	88.3%

* This is based on patients treated on this contract for their most recent course of treatment. Figures in italics indicate the base number of FP17s or Patient Questionnaire responses are less than 100. N/A is shown where the base number of responses is less than 10 during the period. % is calculated as Quantity/Base number*100

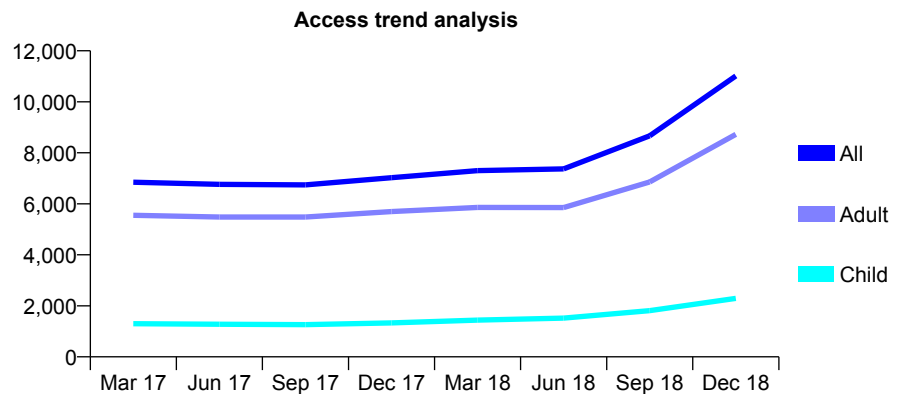
Q49 - Vital Signs At a Glance Contract Report for 156663/0001 - December 2018

Name or company name	The Belvedere Dental Practice Ltd
Contract type name	GDS Contract
Purpose of contract	General and Orthodontic
Contract start date	01/09/2010
Contract end date	

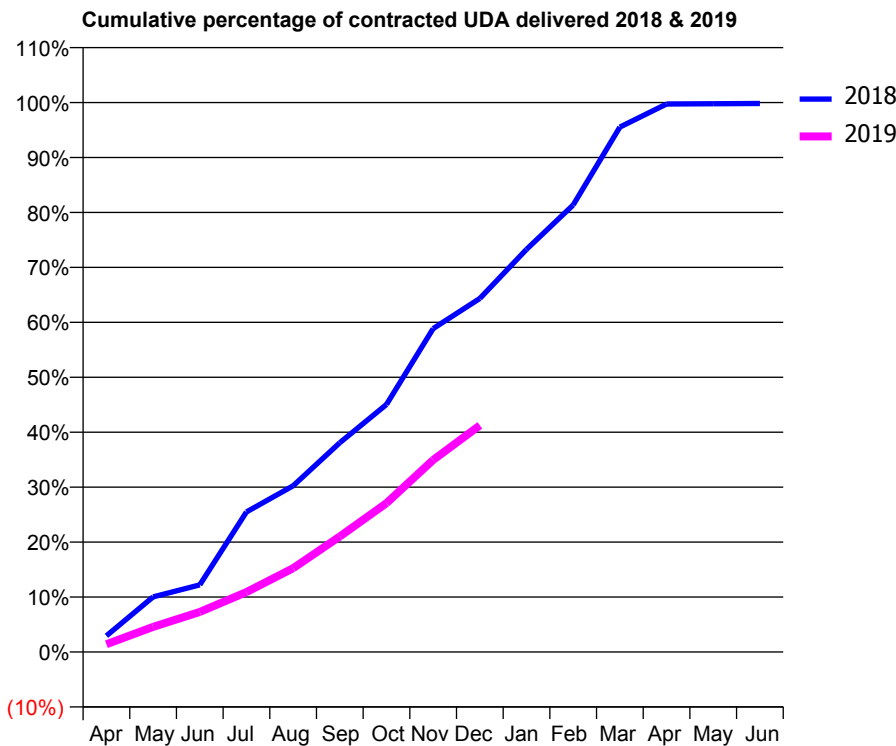
18/19 Contracted general activity (UDA)	53,785
Carry forward general activity (UDA)	40
18/19 Contracted orthodontic activity (UOA)	0
Carry forward orthodontic activity (UOA)	0
Baseline contract value	£1,316,663.67

ACCESS*

Patients seen in 24 months	Total	Change since previous quarter
Quarter ending December 2017	7,027	
Quarter ending March 2018	7,301	↑
Quarter ending June 2018	7,371	→
Quarter ending September 2018	8,669	↑
Quarter ending December 2018	11,016	↑
Variance since December 2017	56.8%	↑



ACTIVITY



Month	Adjusted Scheduled Activity (UDA)	
	2018	2019
April	625	760
May	2,125	2,463
June	2,586	3,920
July	5,394	5,873
August	6,399	8,206
September	8,062	11,303
October	9,534	14,577
November	12,458	18,803
December	13,619	22,186
January	15,505	
February	17,216	
March	20,214	
April	21,105	
May	21,116	
June	21,123	

QUALITY

	Quantity	Base Number	Contract	AT	Region	England
% of FP17s for the same patient ID Re-attending within 3 months - Children	141	2,781	5.1%	9.9%	12.3%	11.8%
% of FP17s for the same patient ID Re-attending within 3 months - Adults	1,272	10,169	12.5%	14.0%	15.8%	15.6%
% of FP17s for the same patient ID Re-attending between 3 & 9 months - Children	1,309	2,781	47.1%	57.3%	60.1%	58.8%
% of FP17s for the same patient ID Re-attending between 3 & 9 months - Adults	4,482	10,169	44.1%	52.7%	53.3%	51.0%
% of FP17s for Band 1 Urgent Courses	1,292	12,509	10.3%	8.1%	9.0%	9.0%
% of FP17s Relating to Free Repair or Replacements	72	12,509	0.6%	1.1%	1.0%	0.8%
% of FP17s Relating to Continuations	150	12,509	1.2%	1.2%	1.0%	0.9%
% of Patients satisfied with the dentistry they have received	4	4	N/A	94.7%	93.8%	93.2%
% of Patients satisfied with the time they had to wait for an appointment	4	4	N/A	91.5%	89.4%	88.3%

* This is based on patients treated on this contract for their most recent course of treatment. Figures in italics indicate the base number of FP17s or Patient Questionnaire responses are less than 100. N/A is shown where the base number of responses is less than 10 during the period. % is calculated as Quantity/Base number*100

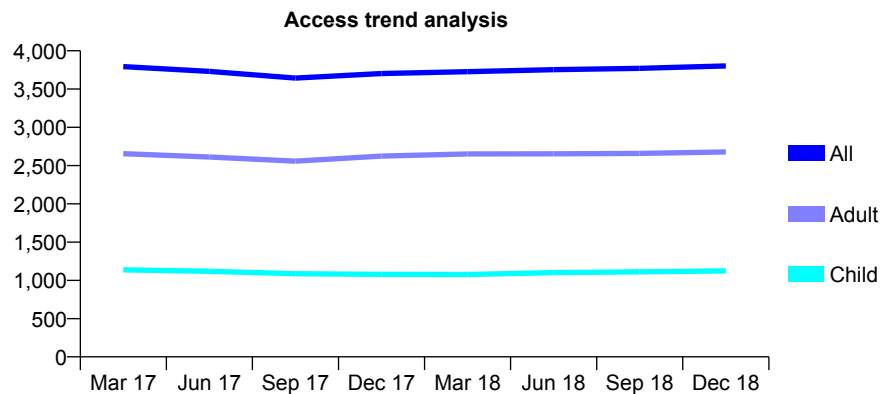
Q49 - Vital Signs At a Glance Contract Report for 157457/0001 - December 2018

Name or company name	Northumbria Dental Care Limited
Contract type name	Pilot Contract
Purpose of contract	General and Orthodontic
Contract start date	01/01/2012
Contract end date	

18/19 Contracted general activity (UDA)	13,343
Carry forward general activity (UDA)	0
18/19 Contracted orthodontic activity (UOA)	420
Carry forward orthodontic activity (UOA)	0
Baseline contract value	£455,504.37

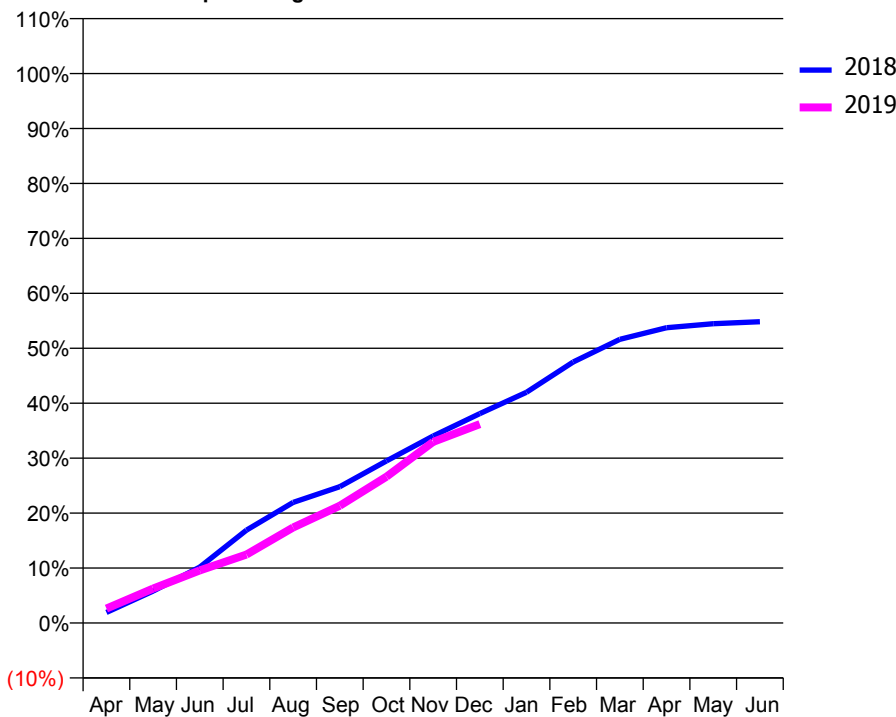
ACCESS*

Patients seen in 24 months	Total	Change since previous quarter
Quarter ending December 2017	3,702	
Quarter ending March 2018	3,727	→
Quarter ending June 2018	3,754	→
Quarter ending September 2018	3,770	→
Quarter ending December 2018	3,802	→
Variance since December 2017	2.7%	↑



ACTIVITY

Cumulative percentage of contracted UDA delivered 2018 & 2019



Month	Adjusted Scheduled Activity (UDA)	
	2018	2019
April	245	350
May	739	836
June	1,293	1,277
July	2,147	1,664
August	2,789	2,320
September	3,154	2,848
October	3,749	3,554
November	4,327	4,397
December	4,846	4,829
January	5,339	
February	6,039	
March	6,565	
April	6,832	
May	6,924	
June	6,972	

QUALITY

	Quantity	Base Number	Contract	AT	Region	England
% of FP17s for the same patient ID Re-attending within 3 months - Children	61	1,070	5.7%	9.9%	12.3%	11.8%
% of FP17s for the same patient ID Re-attending within 3 months - Adults	215	2,013	10.7%	14.0%	15.8%	15.6%
% of FP17s for the same patient ID Re-attending between 3 & 9 months - Children	422	1,070	39.4%	57.3%	60.1%	58.8%
% of FP17s for the same patient ID Re-attending between 3 & 9 months - Adults	708	2,013	35.2%	52.7%	53.3%	51.0%
% of FP17s for Band 1 Urgent Courses	124	2,248	5.5%	8.1%	9.0%	9.0%
% of FP17s Relating to Free Repair or Replacements	7	2,248	0.3%	1.1%	1.0%	0.8%
% of FP17s Relating to Continuations	23	2,248	1.0%	1.2%	1.0%	0.9%
% of Patients satisfied with the dentistry they have received	2	2	N/A	94.7%	93.8%	93.2%
% of Patients satisfied with the time they had to wait for an appointment	2	2	N/A	91.5%	89.4%	88.3%

* This is based on patients treated on this contract for their most recent course of treatment. Figures in italics indicate the base number of FP17s or Patient Questionnaire responses are less than 100. N/A is shown where the base number of responses is less than 10 during the period. % is calculated as Quantity/Base number*100

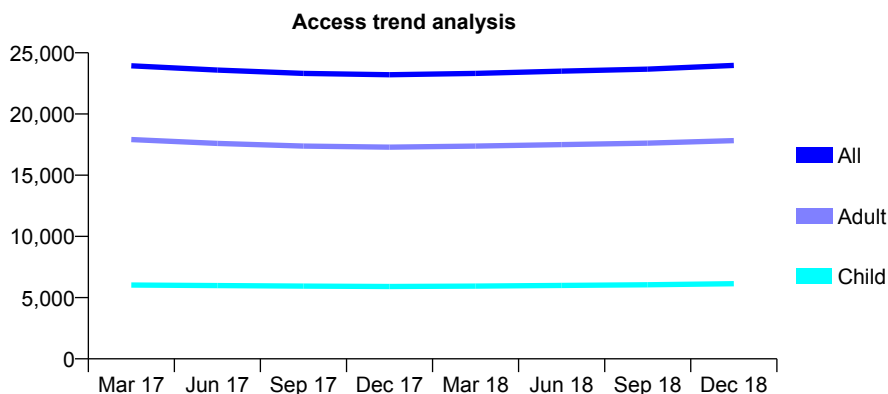
Q49 - Vital Signs At a Glance Contract Report for 159891/0001 - December 2018

Name or company name	The Southwick and Whitburn Dental Practic
Contract type name	GDS Contract
Purpose of contract	General
Contract start date	01/04/2014
Contract end date	

18/19 Contracted general activity (UDA)	65,384
Carry forward general activity (UDA)	0
18/19 Contracted orthodontic activity (UOA)	0
Carry forward orthodontic activity (UOA)	0
Baseline contract value	£1,783,765.78

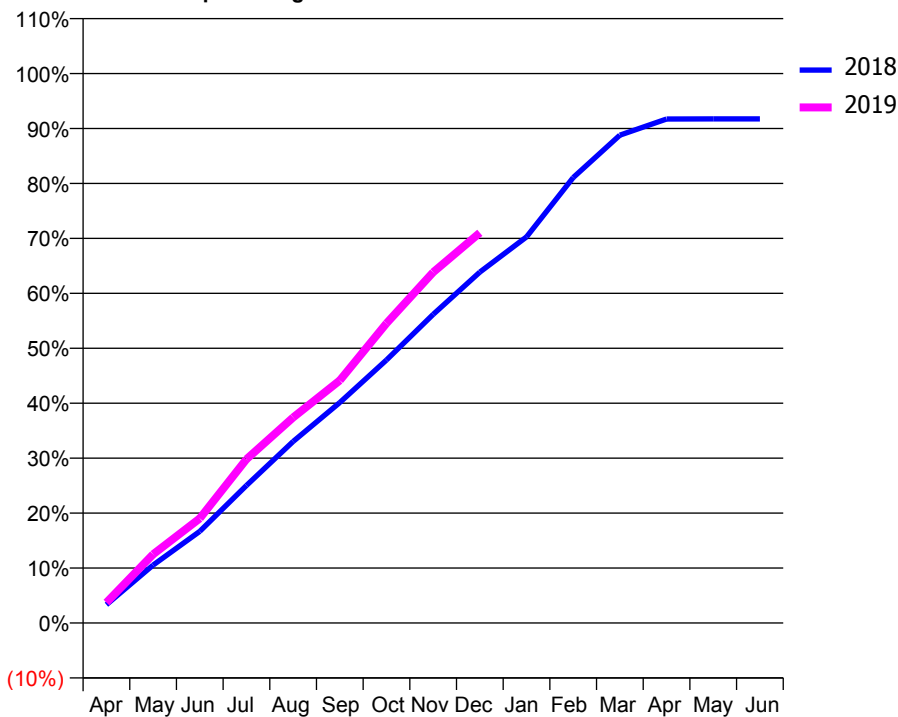
ACCESS*

Patients seen in 24 months	Total	Change since previous quarter
Quarter ending December 2017	23,206	
Quarter ending March 2018	23,319	→
Quarter ending June 2018	23,497	→
Quarter ending September 2018	23,664	→
Quarter ending December 2018	23,969	→
Variance since December 2017	3.3%	↑



ACTIVITY

Cumulative percentage of contracted UDA delivered 2018 & 2019



Adjusted Scheduled Activity (UDA)		
Month	2018	2019
April	2,177	2,431
May	6,899	8,173
June	10,912	12,442
July	16,367	19,491
August	21,596	24,459
September	26,229	28,872
October	31,297	35,656
November	36,726	41,730
December	41,751	46,430
January	45,942	
February	52,996	
March	58,045	
April	59,961	
May	59,986	
June	59,984	

QUALITY

	Quantity	Base Number	Contract	AT	Region	England
% of FP17s for the same patient ID Re-attending within 3 months - Children	411	6,082	6.8%	9.9%	12.3%	11.8%
% of FP17s for the same patient ID Re-attending within 3 months - Adults	1,756	16,491	10.6%	14.0%	15.8%	15.6%
% of FP17s for the same patient ID Re-attending between 3 & 9 months - Children	3,139	6,082	51.6%	57.3%	60.1%	58.8%
% of FP17s for the same patient ID Re-attending between 3 & 9 months - Adults	8,316	16,491	50.4%	52.7%	53.3%	51.0%
% of FP17s for Band 1 Urgent Courses	1,807	21,727	8.3%	8.1%	9.0%	9.0%
% of FP17s Relating to Free Repair or Replacements	110	21,727	0.5%	1.1%	1.0%	0.8%
% of FP17s Relating to Continuations	211	21,727	1.0%	1.2%	1.0%	0.9%
% of Patients satisfied with the dentistry they have received	18	20	90.0%	94.7%	93.8%	93.2%
% of Patients satisfied with the time they had to wait for an appointment	17	20	85.0%	91.5%	89.4%	88.3%

* This is based on patients treated on this contract for their most recent course of treatment. Figures in italics indicate the base number of FP17s or Patient Questionnaire responses are less than 100. N/A is shown where the base number of responses is less than 10 during the period. % is calculated as Quantity/Base number*100

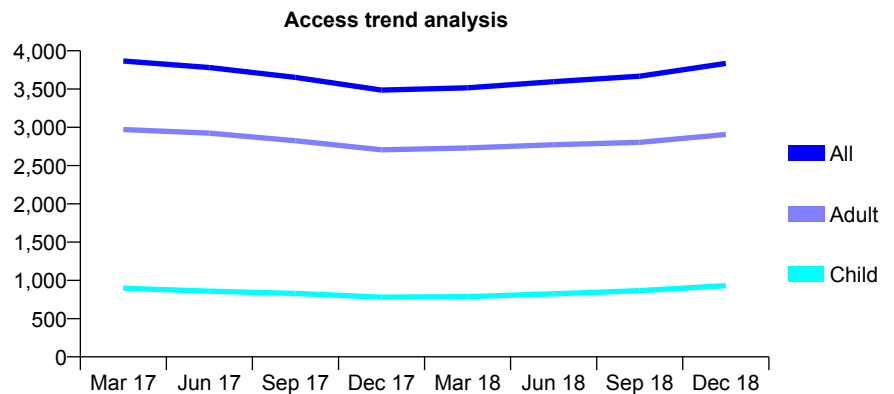
Q49 - Vital Signs At a Glance Contract Report for 160296/0001 - December 2018

Name or company name	Queen Street Dental Practice Partnership
Contract type name	GDS Contract
Purpose of contract	General
Contract start date	22/10/2009
Contract end date	

18/19 Contracted general activity (UDA)	12,000
Carry forward general activity (UDA)	123
18/19 Contracted orthodontic activity (UOA)	0
Carry forward orthodontic activity (UOA)	0
Baseline contract value	£336,037.21

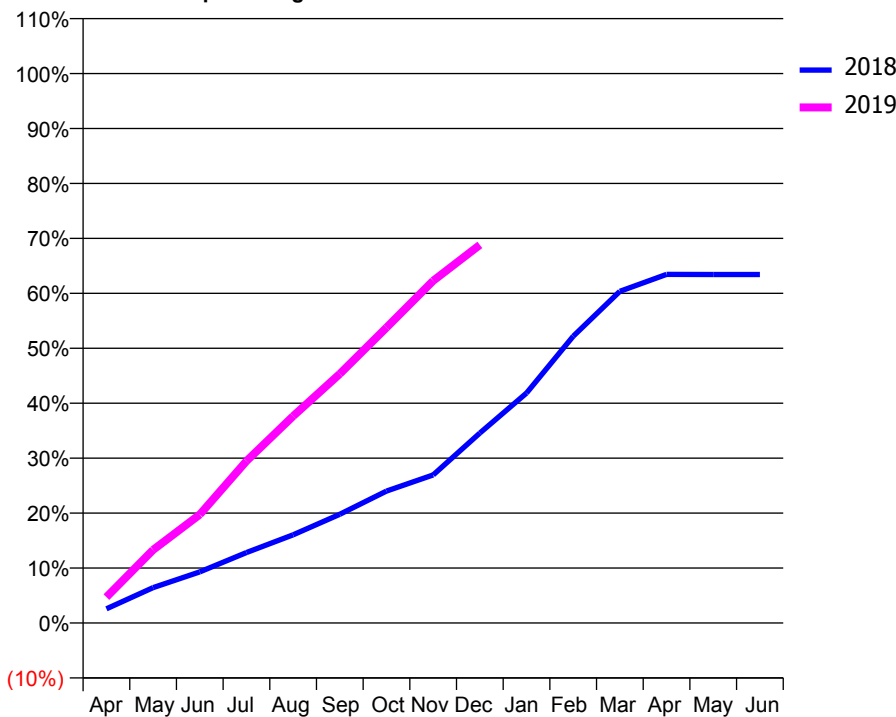
ACCESS*

Patients seen in 24 months	Total	Change since previous quarter
Quarter ending December 2017	3,486	
Quarter ending March 2018	3,517	→
Quarter ending June 2018	3,596	↑
Quarter ending September 2018	3,668	↑
Quarter ending December 2018	3,836	↑
Variance since December 2017	10.0%	↑



ACTIVITY

Cumulative percentage of contracted UDA delivered 2018 & 2019



Month	Adjusted Scheduled Activity (UDA)	
	2018	2019
April	310	568
May	774	1,597
June	1,118	2,370
July	1,540	3,537
August	1,925	4,519
September	2,376	5,441
October	2,881	6,451
November	3,234	7,474
December	4,147	8,258
January	5,021	
February	6,263	
March	7,244	
April	7,614	
May	7,611	
June	7,611	

QUALITY

	Quantity	Base Number	Contract	AT	Region	England
% of FP17s for the same patient ID Re-attending within 3 months - Children	98	1,269	7.7%	9.9%	12.3%	11.8%
% of FP17s for the same patient ID Re-attending within 3 months - Adults	435	3,246	13.4%	14.0%	15.8%	15.6%
% of FP17s for the same patient ID Re-attending between 3 & 9 months - Children	569	1,269	44.8%	57.3%	60.1%	58.8%
% of FP17s for the same patient ID Re-attending between 3 & 9 months - Adults	1,467	3,246	45.2%	52.7%	53.3%	51.0%
% of FP17s for Band 1 Urgent Courses	324	4,339	7.5%	8.1%	9.0%	9.0%
% of FP17s Relating to Free Repair or Replacements	58	4,339	1.3%	1.1%	1.0%	0.8%
% of FP17s Relating to Continuations	71	4,339	1.6%	1.2%	1.0%	0.9%
% of Patients satisfied with the dentistry they have received	0	0	N/A	94.7%	93.8%	93.2%
% of Patients satisfied with the time they had to wait for an appointment	0	0	N/A	91.5%	89.4%	88.3%

* This is based on patients treated on this contract for their most recent course of treatment. Figures in italics indicate the base number of FP17s or Patient Questionnaire responses are less than 100. N/A is shown where the base number of responses is less than 10 during the period. % is calculated as Quantity/Base number*100

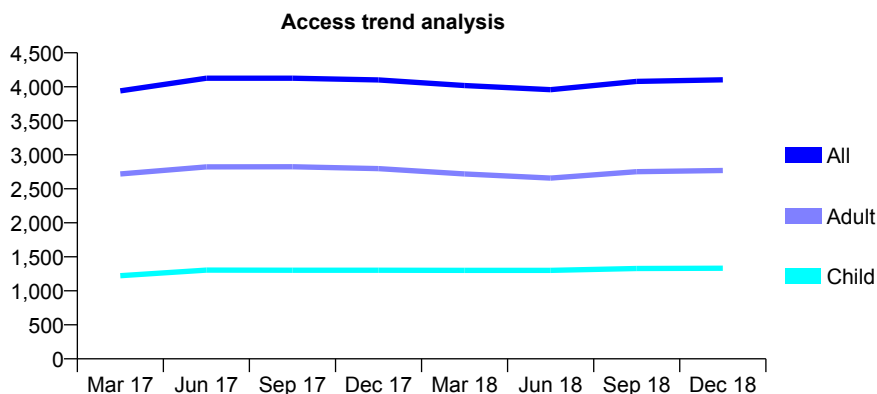
Q49 - Vital Signs At a Glance Contract Report for 162507/0001 - December 2018

Name or company name	Tyneview Dental Practice
Contract type name	GDS Contract
Purpose of contract	General
Contract start date	04/06/2015
Contract end date	

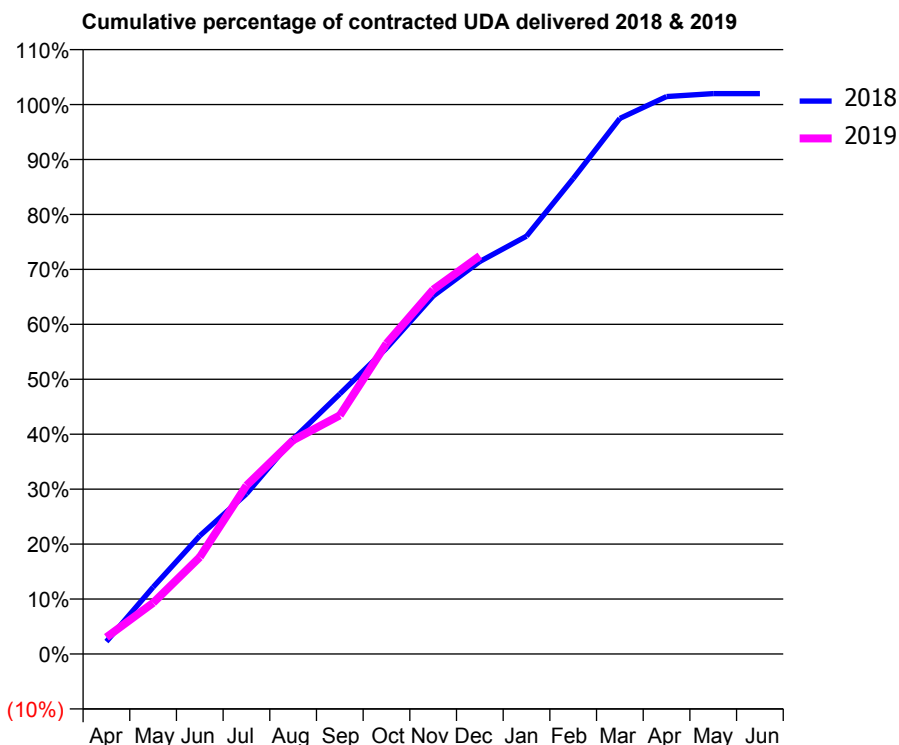
18/19 Contracted general activity (UDA)	13,000
Carry forward general activity (UDA)	-259
18/19 Contracted orthodontic activity (UOA)	0
Carry forward orthodontic activity (UOA)	0
Baseline contract value	£325,070.09

ACCESS*

Patients seen in 24 months	Total	Change since previous quarter
Quarter ending December 2017	4,101	
Quarter ending March 2018	4,018	↓
Quarter ending June 2018	3,957	↓
Quarter ending September 2018	4,080	↑
Quarter ending December 2018	4,102	→
Variance since December 2017	0.0%	→



ACTIVITY



Month	Adjusted Scheduled Activity (UDA)	
	2018	2019
April	295	395
May	1,582	1,209
June	2,798	2,290
July	3,789	3,985
August	5,088	5,060
September	6,152	5,644
October	7,235	7,344
November	8,469	8,621
December	9,287	9,417
January	9,885	
February	11,247	
March	12,670	
April	13,189	
May	13,259	
June	13,259	

QUALITY

	Quantity	Base Number	Contract	AT	Region	England
% of FP17s for the same patient ID Re-attending within 3 months - Children	56	1,182	4.7%	9.9%	12.3%	11.8%
% of FP17s for the same patient ID Re-attending within 3 months - Adults	199	2,004	9.9%	14.0%	15.8%	15.6%
% of FP17s for the same patient ID Re-attending between 3 & 9 months - Children	579	1,182	49.0%	57.3%	60.1%	58.8%
% of FP17s for the same patient ID Re-attending between 3 & 9 months - Adults	739	2,004	36.9%	52.7%	53.3%	51.0%
% of FP17s for Band 1 Urgent Courses	222	2,920	7.6%	8.1%	9.0%	9.0%
% of FP17s Relating to Free Repair or Replacements	23	2,920	0.8%	1.1%	1.0%	0.8%
% of FP17s Relating to Continuations	4	2,920	0.1%	1.2%	1.0%	0.9%
% of Patients satisfied with the dentistry they have received	0	2	N/A	94.7%	93.8%	93.2%
% of Patients satisfied with the time they had to wait for an appointment	1	2	N/A	91.5%	89.4%	88.3%

* This is based on patients treated on this contract for their most recent course of treatment. Figures in italics indicate the base number of FP17s or Patient Questionnaire responses are less than 100. N/A is shown where the base number of responses is less than 10 during the period. % is calculated as Quantity/Base number*100

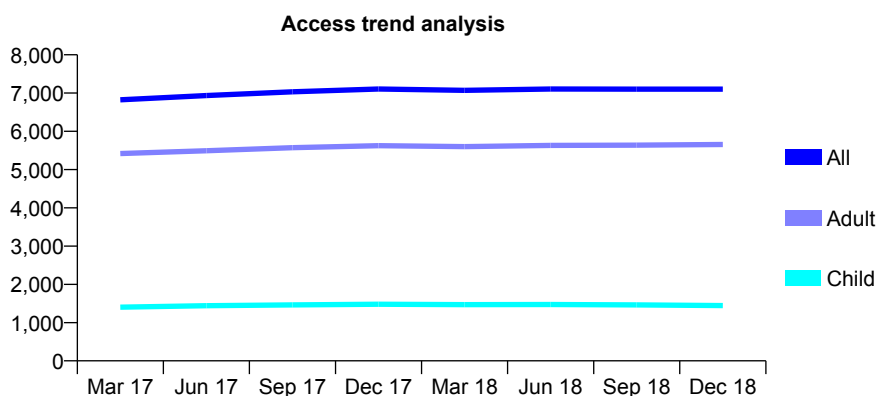
Q49 - Vital Signs At a Glance Contract Report for 168564/0001 - December 2018

Name or company name	The Grainger Stockton, Birtley and Stanley
Contract type name	GDS Contract
Purpose of contract	General
Contract start date	01/02/2014
Contract end date	

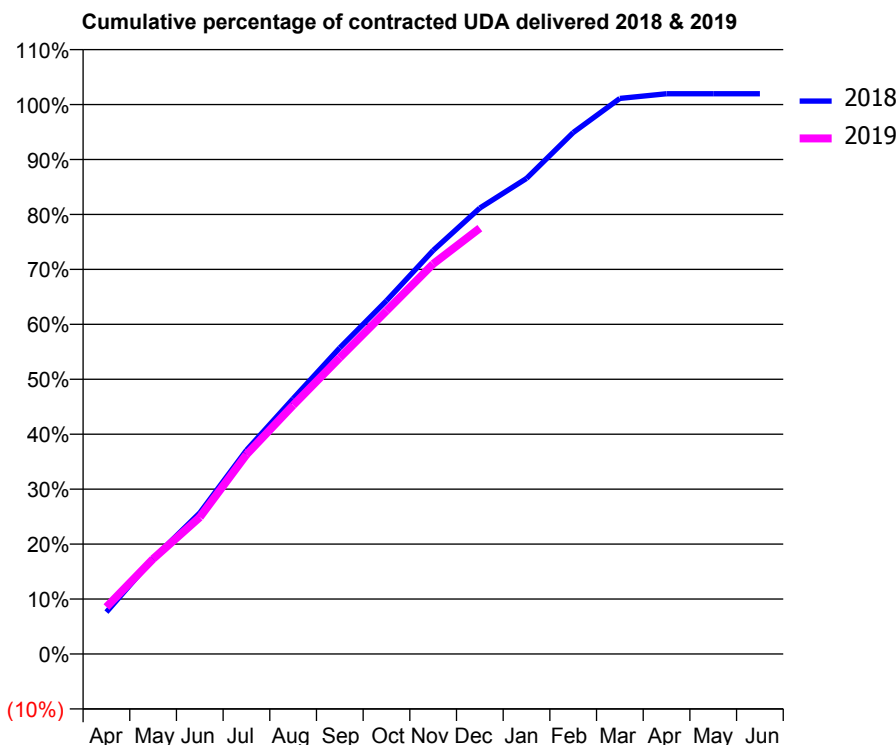
18/19 Contracted general activity (UDA)	21,272
Carry forward general activity (UDA)	-416
18/19 Contracted orthodontic activity (UOA)	0
Carry forward orthodontic activity (UOA)	0
Baseline contract value	£483,636.47

ACCESS*

Patients seen in 24 months	Total	Change since previous quarter
Quarter ending December 2017	7,107	
Quarter ending March 2018	7,071	→
Quarter ending June 2018	7,105	→
Quarter ending September 2018	7,102	→
Quarter ending December 2018	7,102	→
Variance since December 2017	(0.1%)	→



ACTIVITY



Month	Adjusted Scheduled Activity (UDA)	
	2018	2019
April	1,623	1,821
May	3,693	3,684
June	5,462	5,294
July	7,891	7,720
August	9,889	9,632
September	11,856	11,472
October	13,675	13,284
November	15,623	15,103
December	17,265	16,486
January	18,413	
February	20,187	
March	21,508	
April	21,688	
May	21,688	
June	21,688	

QUALITY

	Quantity	Base Number	Contract	AT	Region	England
% of FP17s for the same patient ID Re-attending within 3 months - Children	70	1,714	4.1%	9.9%	12.3%	11.8%
% of FP17s for the same patient ID Re-attending within 3 months - Adults	444	6,011	7.4%	14.0%	15.8%	15.6%
% of FP17s for the same patient ID Re-attending between 3 & 9 months - Children	1,101	1,714	64.2%	57.3%	60.1%	58.8%
% of FP17s for the same patient ID Re-attending between 3 & 9 months - Adults	3,805	6,011	63.3%	52.7%	53.3%	51.0%
% of FP17s for Band 1 Urgent Courses	351	7,624	4.6%	8.1%	9.0%	9.0%
% of FP17s Relating to Free Repair or Replacements	6	7,624	0.1%	1.1%	1.0%	0.8%
% of FP17s Relating to Continuations	13	7,624	0.2%	1.2%	1.0%	0.9%
% of Patients satisfied with the dentistry they have received	4	5	N/A	94.7%	93.8%	93.2%
% of Patients satisfied with the time they had to wait for an appointment	5	5	N/A	91.5%	89.4%	88.3%

* This is based on patients treated on this contract for their most recent course of treatment. Figures in italics indicate the base number of FP17s or Patient Questionnaire responses are less than 100. N/A is shown where the base number of responses is less than 10 during the period. % is calculated as Quantity/Base number*100

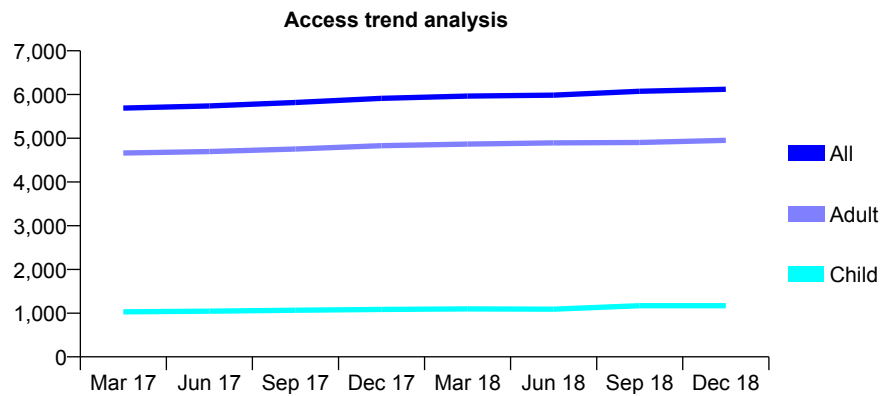
Q49 - Vital Signs At a Glance Contract Report for 168866/0001 - December 2018

Name or company name	H Singh & Associates Ltd
Contract type name	GDS Contract
Purpose of contract	General and Orthodontic
Contract start date	01/04/2010
Contract end date	

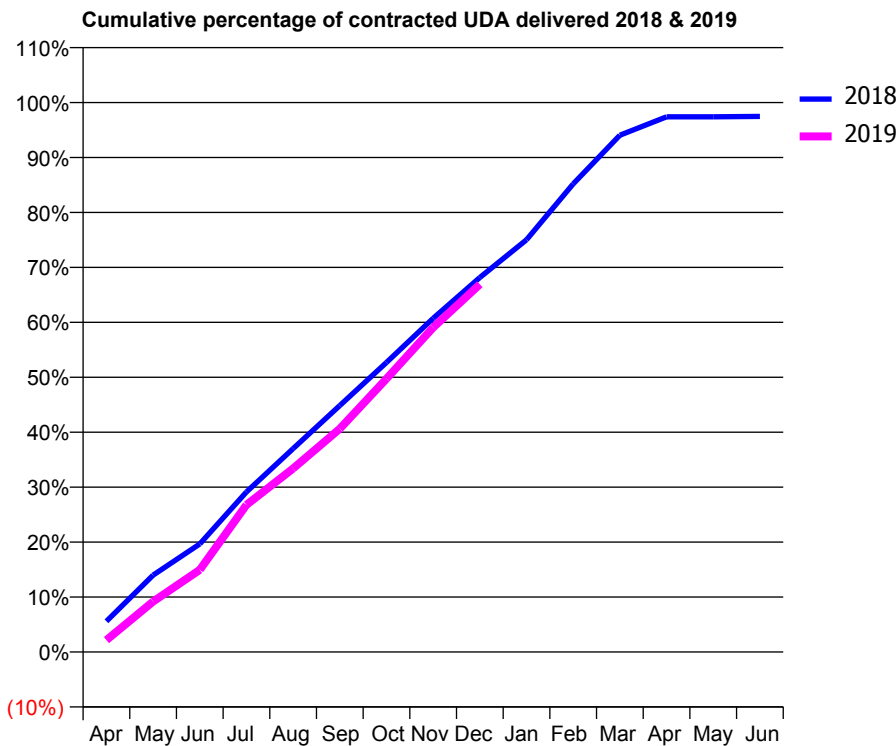
18/19 Contracted general activity (UDA)	18,452
Carry forward general activity (UDA)	469
18/19 Contracted orthodontic activity (UOA)	0
Carry forward orthodontic activity (UOA)	0
Baseline contract value	£510,929.93

ACCESS*

Patients seen in 24 months	Total	Change since previous quarter
Quarter ending December 2017	5,913	
Quarter ending March 2018	5,963	→
Quarter ending June 2018	5,985	→
Quarter ending September 2018	6,074	→
Quarter ending December 2018	6,121	→
Variance since December 2017	3.5%	↑



ACTIVITY



Month	Adjusted Scheduled Activity (UDA)	
	2018	2019
April	1,032	399
May	2,580	1,693
June	3,629	2,762
July	5,373	4,943
August	6,829	6,166
September	8,276	7,497
October	9,725	9,175
November	11,204	10,898
December	12,578	12,346
January	13,841	
February	15,718	
March	17,355	
April	17,973	
May	17,971	
June	17,983	

QUALITY

	Quantity	Base Number	Contract	AT	Region	England
% of FP17s for the same patient ID Re-attending within 3 months - Children	75	1,211	6.2%	9.9%	12.3%	11.8%
% of FP17s for the same patient ID Re-attending within 3 months - Adults	1,128	5,633	20.0%	14.0%	15.8%	15.6%
% of FP17s for the same patient ID Re-attending between 3 & 9 months - Children	567	1,211	46.8%	57.3%	60.1%	58.8%
% of FP17s for the same patient ID Re-attending between 3 & 9 months - Adults	2,837	5,633	50.4%	52.7%	53.3%	51.0%
% of FP17s for Band 1 Urgent Courses	652	6,538	10.0%	8.1%	9.0%	9.0%
% of FP17s Relating to Free Repair or Replacements	169	6,538	2.6%	1.1%	1.0%	0.8%
% of FP17s Relating to Continuations	127	6,538	1.9%	1.2%	1.0%	0.9%
% of Patients satisfied with the dentistry they have received	4	5	N/A	94.7%	93.8%	93.2%
% of Patients satisfied with the time they had to wait for an appointment	5	5	N/A	91.5%	89.4%	88.3%

* This is based on patients treated on this contract for their most recent course of treatment. Figures in italics indicate the base number of FP17s or Patient Questionnaire responses are less than 100. N/A is shown where the base number of responses is less than 10 during the period. % is calculated as Quantity/Base number*100

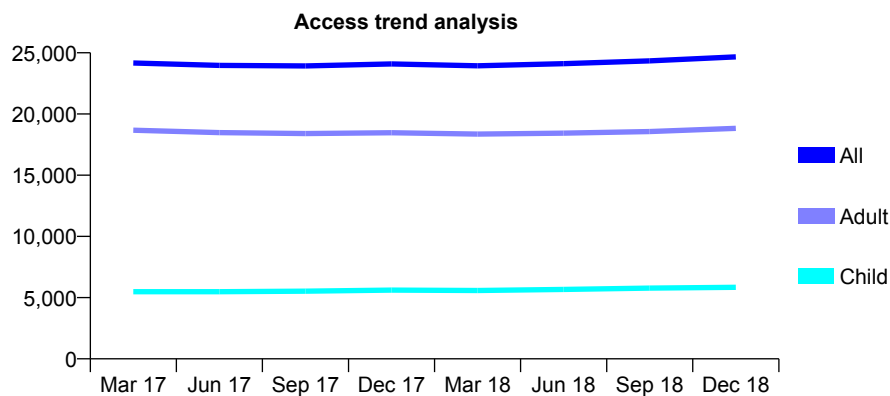
Q49 - Vital Signs At a Glance Contract Report for 170011/0001 - December 2018

Name or company name	SRDP
Contract type name	GDS Contract
Purpose of contract	General and Orthodontic
Contract start date	01/10/2007
Contract end date	

18/19 Contracted general activity (UDA)	71,715
Carry forward general activity (UDA)	0
18/19 Contracted orthodontic activity (UOA)	1,281
Carry forward orthodontic activity (UOA)	0
Baseline contract value	£2,148,966.03

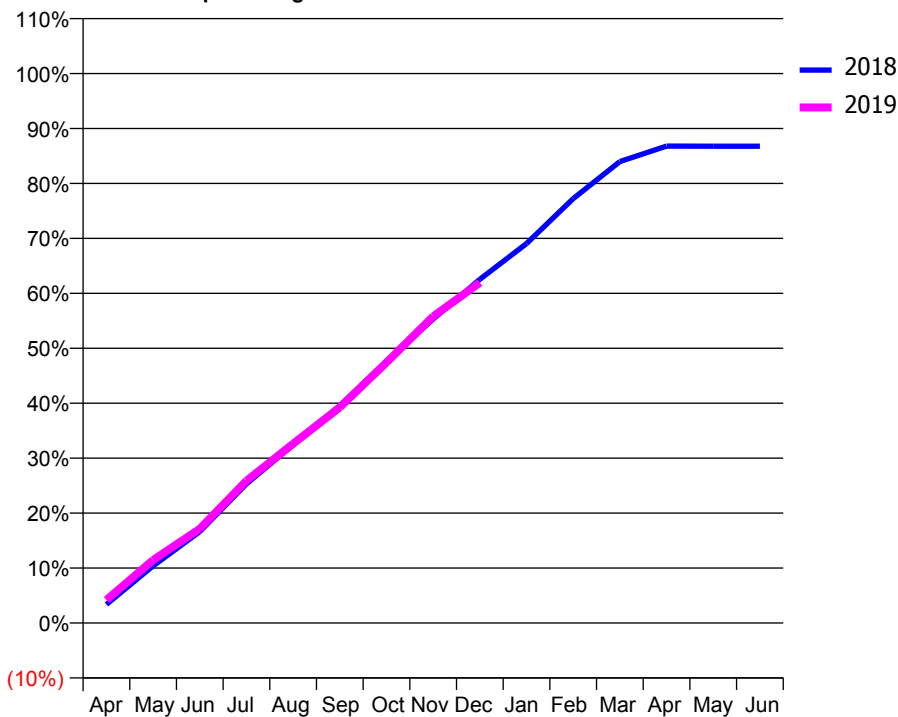
ACCESS*

Patients seen in 24 months	Total	Change since previous quarter
Quarter ending December 2017	24,090	
Quarter ending March 2018	23,942	→
Quarter ending June 2018	24,110	→
Quarter ending September 2018	24,343	→
Quarter ending December 2018	24,670	→
Variance since December 2017	2.4%	↑



ACTIVITY

Cumulative percentage of contracted UDA delivered 2018 & 2019



Month	Adjusted Scheduled Activity (UDA)	
	2018	2019
April	2,521	3,001
May	7,762	8,221
June	12,427	12,304
July	18,916	18,569
August	24,218	23,403
September	29,549	28,155
October	35,582	34,005
November	41,323	40,020
December	46,733	44,421
January	51,590	
February	57,702	
March	62,750	
April	64,839	
May	64,828	
June	64,825	

QUALITY

	Quantity	Base Number	Contract	AT	Region	England
% of FP17s for the same patient ID Re-attending within 3 months - Children	329	5,708	5.8%	9.9%	12.3%	11.8%
% of FP17s for the same patient ID Re-attending within 3 months - Adults	1,918	16,715	11.5%	14.0%	15.8%	15.6%
% of FP17s for the same patient ID Re-attending between 3 & 9 months - Children	2,873	5,708	50.3%	57.3%	60.1%	58.8%
% of FP17s for the same patient ID Re-attending between 3 & 9 months - Adults	7,982	16,715	47.8%	52.7%	53.3%	51.0%
% of FP17s for Band 1 Urgent Courses	1,378	21,034	6.6%	8.1%	9.0%	9.0%
% of FP17s Relating to Free Repair or Replacements	205	21,034	1.0%	1.1%	1.0%	0.8%
% of FP17s Relating to Continuations	325	21,034	1.5%	1.2%	1.0%	0.9%
% of Patients satisfied with the dentistry they have received	8	9	N/A	94.7%	93.8%	93.2%
% of Patients satisfied with the time they had to wait for an appointment	8	9	N/A	91.5%	89.4%	88.3%

* This is based on patients treated on this contract for their most recent course of treatment. Figures in italics indicate the base number of FP17s or Patient Questionnaire responses are less than 100. N/A is shown where the base number of responses is less than 10 during the period. % is calculated as Quantity/Base number*100

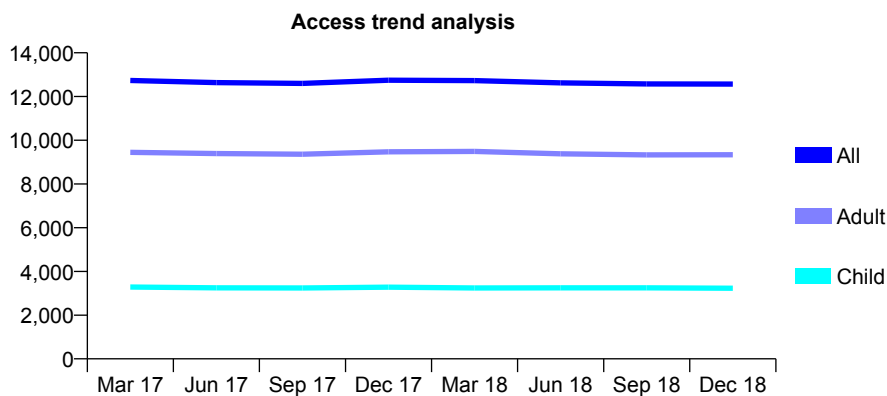
Q49 - Vital Signs At a Glance Contract Report for 170941/0001 - December 2018

Name or company name	InDental Practice Limited
Contract type name	GDS Contract
Purpose of contract	General
Contract start date	01/07/2008
Contract end date	

18/19 Contracted general activity (UDA)	36,554
Carry forward general activity (UDA)	-731
18/19 Contracted orthodontic activity (UOA)	0
Carry forward orthodontic activity (UOA)	0
Baseline contract value	£1,146,684.43

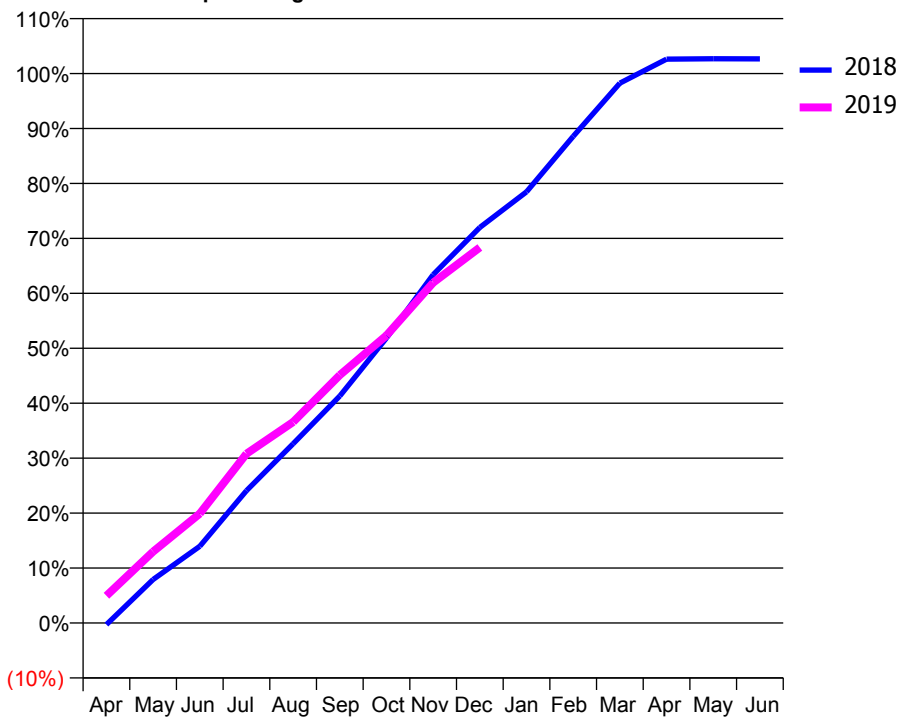
ACCESS*

Patients seen in 24 months	Total	Change since previous quarter
Quarter ending December 2017	12,748	
Quarter ending March 2018	12,731	→
Quarter ending June 2018	12,624	→
Quarter ending September 2018	12,578	→
Quarter ending December 2018	12,570	→
Variance since December 2017	(1.4%)	↓



ACTIVITY

Cumulative percentage of contracted UDA delivered 2018 & 2019



QUALITY

	Quantity	Base Number	Contract	AT	Region	England
% of FP17s for the same patient ID Re-attending within 3 months - Children	261	3,268	8.0%	9.9%	12.3%	11.8%
% of FP17s for the same patient ID Re-attending within 3 months - Adults	1,738	9,165	19.0%	14.0%	15.8%	15.6%
% of FP17s for the same patient ID Re-attending between 3 & 9 months - Children	1,758	3,268	53.8%	57.3%	60.1%	58.8%
% of FP17s for the same patient ID Re-attending between 3 & 9 months - Adults	4,537	9,165	49.5%	52.7%	53.3%	51.0%
% of FP17s for Band 1 Urgent Courses	1,295	11,344	11.4%	8.1%	9.0%	9.0%
% of FP17s Relating to Free Repair or Replacements	136	11,344	1.2%	1.1%	1.0%	0.8%
% of FP17s Relating to Continuations	81	11,344	0.7%	1.2%	1.0%	0.9%
% of Patients satisfied with the dentistry they have received	2	2	N/A	94.7%	93.8%	93.2%
% of Patients satisfied with the time they had to wait for an appointment	2	2	N/A	91.5%	89.4%	88.3%

* This is based on patients treated on this contract for their most recent course of treatment. Figures in italics indicate the base number of FP17s or Patient Questionnaire responses are less than 100. N/A is shown where the base number of responses is less than 10 during the period. % is calculated as Quantity/Base number*100

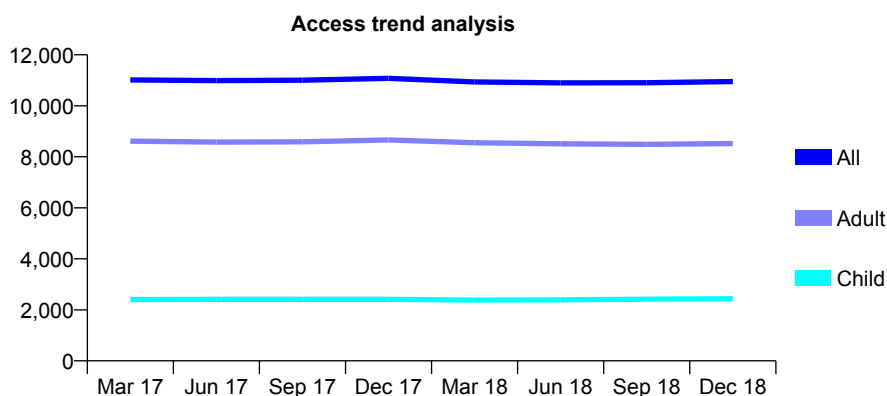
Q49 - Vital Signs At a Glance Contract Report for 172847/0001 - December 2018

Name or company name	Newcastle and Wallsend Dental Practice P
Contract type name	GDS Contract
Purpose of contract	General
Contract start date	01/05/2013
Contract end date	

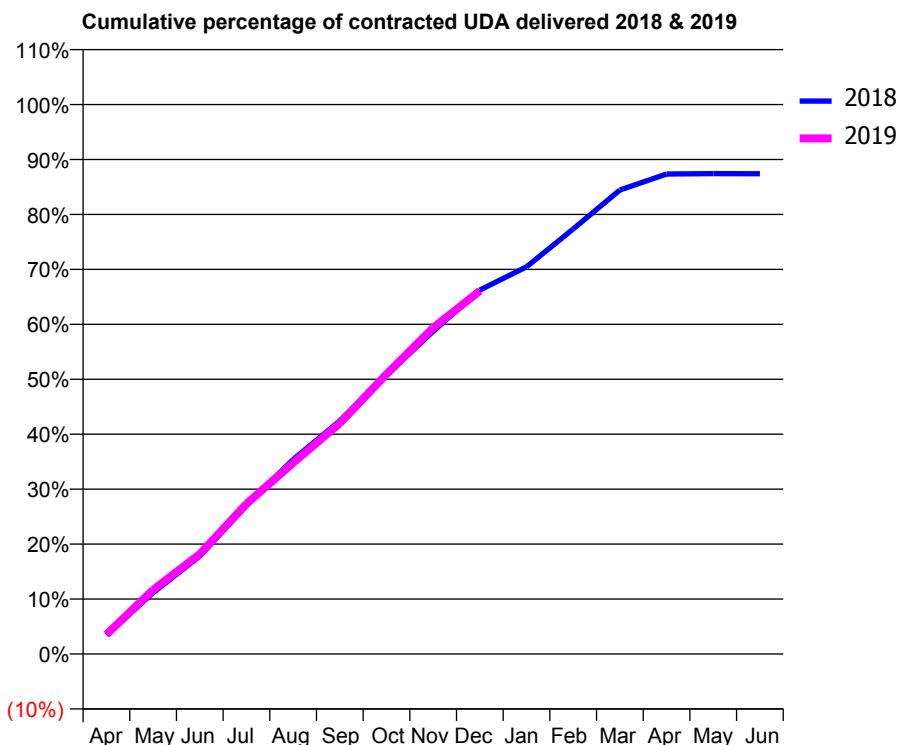
18/19 Contracted general activity (UDA)	36,759
Carry forward general activity (UDA)	0
18/19 Contracted orthodontic activity (UOA)	0
Carry forward orthodontic activity (UOA)	0
Baseline contract value	£989,890.46

ACCESS*

Patients seen in 24 months	Total	Change since previous quarter
Quarter ending December 2017	11,079	
Quarter ending March 2018	10,935	↓
Quarter ending June 2018	10,898	→
Quarter ending September 2018	10,906	→
Quarter ending December 2018	10,950	→
Variance since December 2017	(1.2%)	↓



ACTIVITY



Month	Adjusted Scheduled Activity (UDA)	
	2018	2019
April	1,261	1,305
May	4,109	4,299
June	6,549	6,689
July	9,945	10,052
August	13,009	12,788
September	15,597	15,435
October	18,655	18,719
November	21,595	21,821
December	24,348	24,294
January	25,901	
February	28,437	
March	31,042	
April	32,106	
May	32,134	
June	32,125	

QUALITY

	Quantity	Base Number	Contract	AT	Region	England
% of FP17s for the same patient ID Re-attending within 3 months - Children	97	2,532	3.8%	9.9%	12.3%	11.8%
% of FP17s for the same patient ID Re-attending within 3 months - Adults	915	8,236	11.1%	14.0%	15.8%	15.6%
% of FP17s for the same patient ID Re-attending between 3 & 9 months - Children	1,258	2,532	49.7%	57.3%	60.1%	58.8%
% of FP17s for the same patient ID Re-attending between 3 & 9 months - Adults	4,025	8,236	48.9%	52.7%	53.3%	51.0%
% of FP17s for Band 1 Urgent Courses	661	10,317	6.4%	8.1%	9.0%	9.0%
% of FP17s Relating to Free Repair or Replacements	88	10,317	0.9%	1.1%	1.0%	0.8%
% of FP17s Relating to Continuations	148	10,317	1.4%	1.2%	1.0%	0.9%
% of Patients satisfied with the dentistry they have received	4	4	N/A	94.7%	93.8%	93.2%
% of Patients satisfied with the time they had to wait for an appointment	3	4	N/A	91.5%	89.4%	88.3%

* This is based on patients treated on this contract for their most recent course of treatment. Figures in italics indicate the base number of FP17s or Patient Questionnaire responses are less than 100. N/A is shown where the base number of responses is less than 10 during the period. % is calculated as Quantity/Base number*100

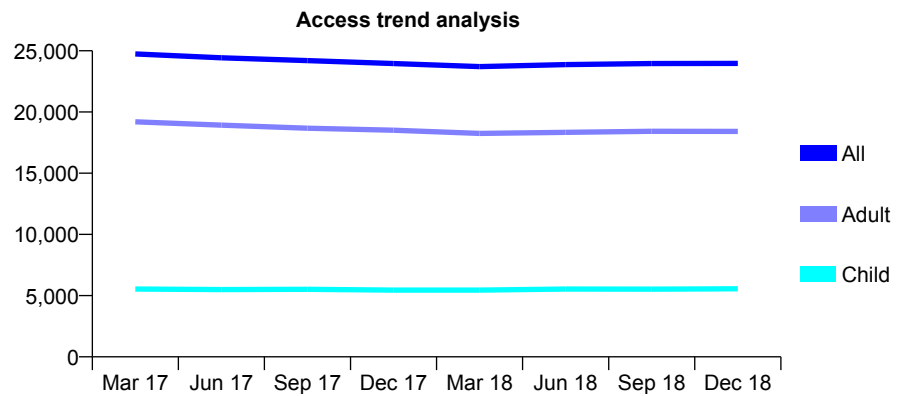
Q49 - Vital Signs At a Glance Contract Report for 176648/0001 - December 2018

Name or company name	South Tyneside Smiles Limited
Contract type name	GDS Contract
Purpose of contract	General and Orthodontic
Contract start date	01/04/2008
Contract end date	

18/19 Contracted general activity (UDA)	84,051
Carry forward general activity (UDA)	0
18/19 Contracted orthodontic activity (UOA)	2,119
Carry forward orthodontic activity (UOA)	0
Baseline contract value	£2,465,573.76

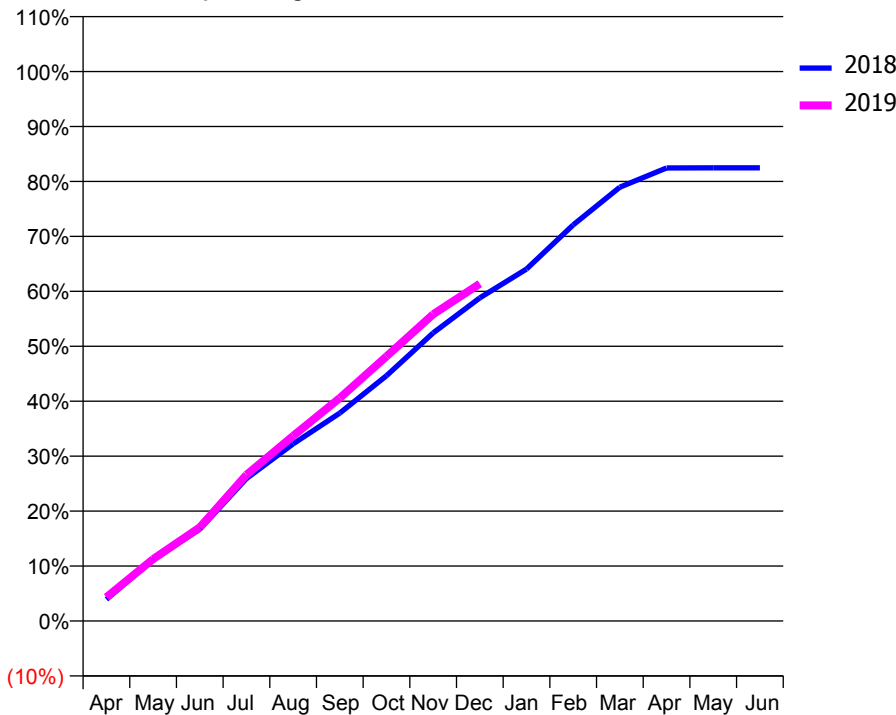
ACCESS*

Patients seen in 24 months	Total	Change since previous quarter
Quarter ending December 2017	23,961	
Quarter ending March 2018	23,704	↓
Quarter ending June 2018	23,874	→
Quarter ending September 2018	23,955	→
Quarter ending December 2018	23,973	→
Variance since December 2017	0.1%	→



ACTIVITY

Cumulative percentage of contracted UDA delivered 2018 & 2019



Month	Adjusted Scheduled Activity (UDA)	
	2018	2019
April	3,382	3,645
May	9,611	9,475
June	14,354	14,337
July	22,292	22,361
August	27,726	28,316
September	32,536	34,106
October	38,378	40,477
November	45,069	46,920
December	50,567	51,592
January	55,066	
February	61,970	
March	67,881	
April	70,888	
May	70,896	
June	70,895	

QUALITY

	Quantity	Base Number	Contract	AT	Region	England
% of FP17s for the same patient ID Re-attending within 3 months - Children	437	6,357	6.9%	9.9%	12.3%	11.8%
% of FP17s for the same patient ID Re-attending within 3 months - Adults	2,169	18,250	11.9%	14.0%	15.8%	15.6%
% of FP17s for the same patient ID Re-attending between 3 & 9 months - Children	3,567	6,357	56.1%	57.3%	60.1%	58.8%
% of FP17s for the same patient ID Re-attending between 3 & 9 months - Adults	9,035	18,250	49.5%	52.7%	53.3%	51.0%
% of FP17s for Band 1 Urgent Courses	1,677	22,797	7.4%	8.1%	9.0%	9.0%
% of FP17s Relating to Free Repair or Replacements	167	22,797	0.7%	1.1%	1.0%	0.8%
% of FP17s Relating to Continuations	354	22,797	1.6%	1.2%	1.0%	0.9%
% of Patients satisfied with the dentistry they have received	13	14	92.9%	94.7%	93.8%	93.2%
% of Patients satisfied with the time they had to wait for an appointment	13	14	92.9%	91.5%	89.4%	88.3%

* This is based on patients treated on this contract for their most recent course of treatment. Figures in italics indicate the base number of FP17s or Patient Questionnaire responses are less than 100. N/A is shown where the base number of responses is less than 10 during the period. % is calculated as Quantity/Base number*100

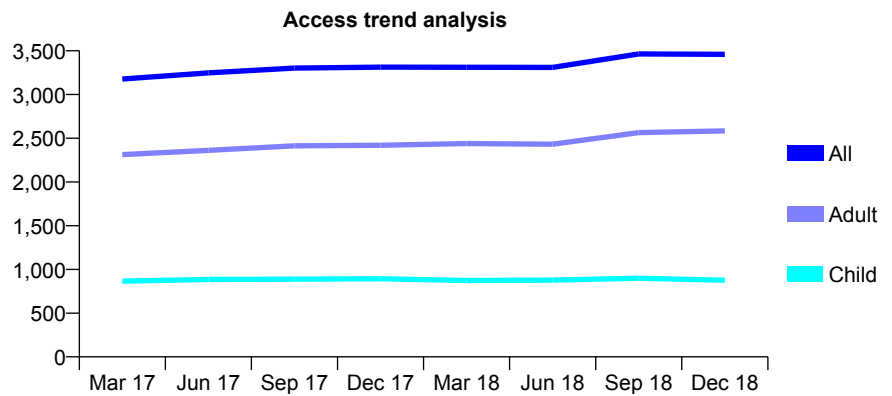
Q49 - Vital Signs At a Glance Contract Report for 177644/0001 - December 2018

Name or company name	Goodteeth Dental Surgeries Ltd
Contract type name	GDS Contract
Purpose of contract	General and Orthodontic
Contract start date	01/09/2009
Contract end date	

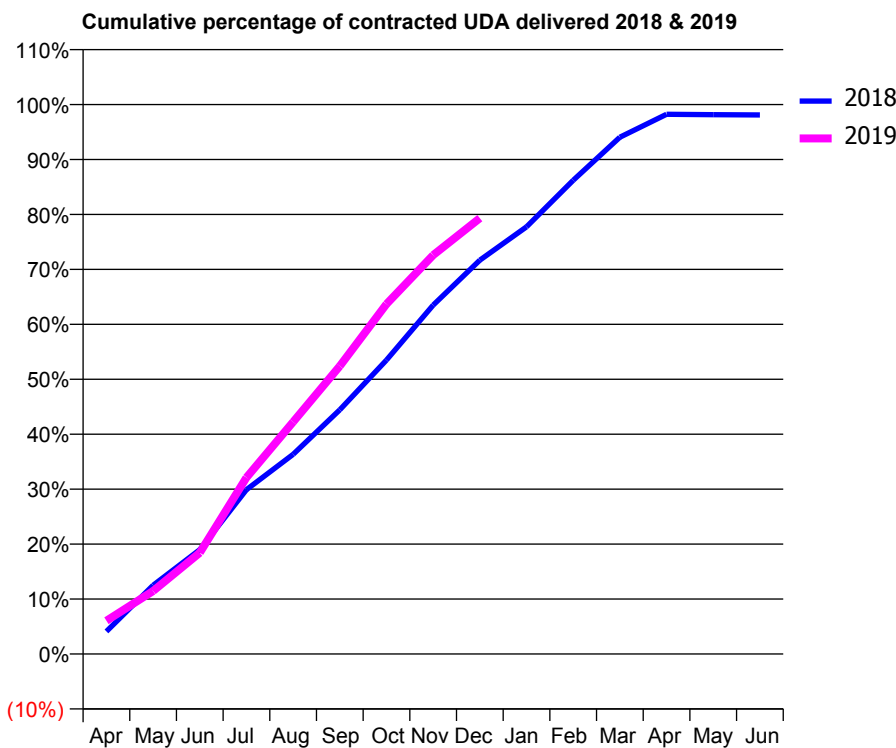
18/19 Contracted general activity (UDA)	8,745
Carry forward general activity (UDA)	-134
18/19 Contracted orthodontic activity (UOA)	418
Carry forward orthodontic activity (UOA)	0
Baseline contract value	£240,365.08

ACCESS*

Patients seen in 24 months	Total	Change since previous quarter
Quarter ending December 2017	3,313	
Quarter ending March 2018	3,312	→
Quarter ending June 2018	3,310	→
Quarter ending September 2018	3,464	↑
Quarter ending December 2018	3,460	→
Variance since December 2017	4.4%	↑



ACTIVITY



Adjusted Scheduled Activity (UDA)		
Month	2018	2019
April	359	530
May	1,094	1,002
June	1,661	1,612
July	2,616	2,809
August	3,177	3,693
September	3,887	4,583
October	4,678	5,570
November	5,552	6,348
December	6,268	6,937
January	6,799	
February	7,538	
March	8,225	
April	8,590	
May	8,584	
June	8,578	

QUALITY

	Quantity	Base Number	Contract	AT	Region	England
% of FP17s for the same patient ID Re-attending within 3 months - Children	57	867	6.6%	9.9%	12.3%	11.8%
% of FP17s for the same patient ID Re-attending within 3 months - Adults	330	2,427	13.6%	14.0%	15.8%	15.6%
% of FP17s for the same patient ID Re-attending between 3 & 9 months - Children	460	867	53.1%	57.3%	60.1%	58.8%
% of FP17s for the same patient ID Re-attending between 3 & 9 months - Adults	1,072	2,427	44.2%	52.7%	53.3%	51.0%
% of FP17s for Band 1 Urgent Courses	345	3,173	10.9%	8.1%	9.0%	9.0%
% of FP17s Relating to Free Repair or Replacements	57	3,173	1.8%	1.1%	1.0%	0.8%
% of FP17s Relating to Continuations	45	3,173	1.4%	1.2%	1.0%	0.9%
% of Patients satisfied with the dentistry they have received	0	0	N/A	94.7%	93.8%	93.2%
% of Patients satisfied with the time they had to wait for an appointment	0	0	N/A	91.5%	89.4%	88.3%

* This is based on patients treated on this contract for their most recent course of treatment. Figures in italics indicate the base number of FP17s or Patient Questionnaire responses are less than 100. N/A is shown where the base number of responses is less than 10 during the period. % is calculated as Quantity/Base number*100

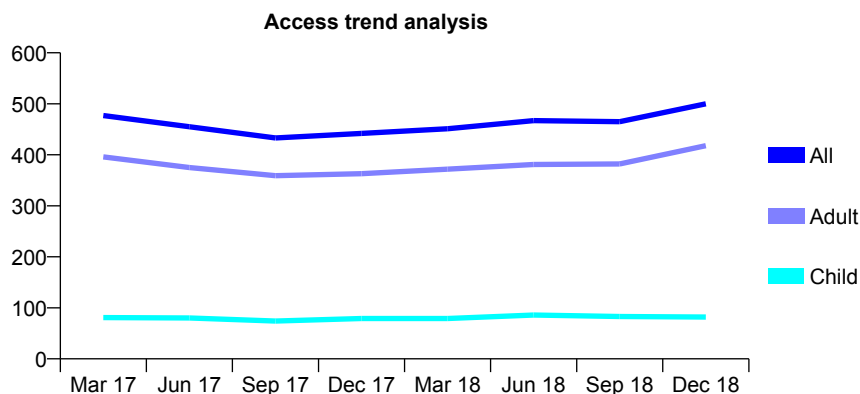
Q49 - Vital Signs At a Glance Contract Report for 177644/0002 - December 2018

Name or company name	Alston Dental Practice Limited
Contract type name	GDS Contract
Purpose of contract	General
Contract start date	01/09/2009
Contract end date	

18/19 Contracted general activity (UDA)	1,500
Carry forward general activity (UDA)	0
18/19 Contracted orthodontic activity (UOA)	0
Carry forward orthodontic activity (UOA)	0
Baseline contract value	£44,050.39

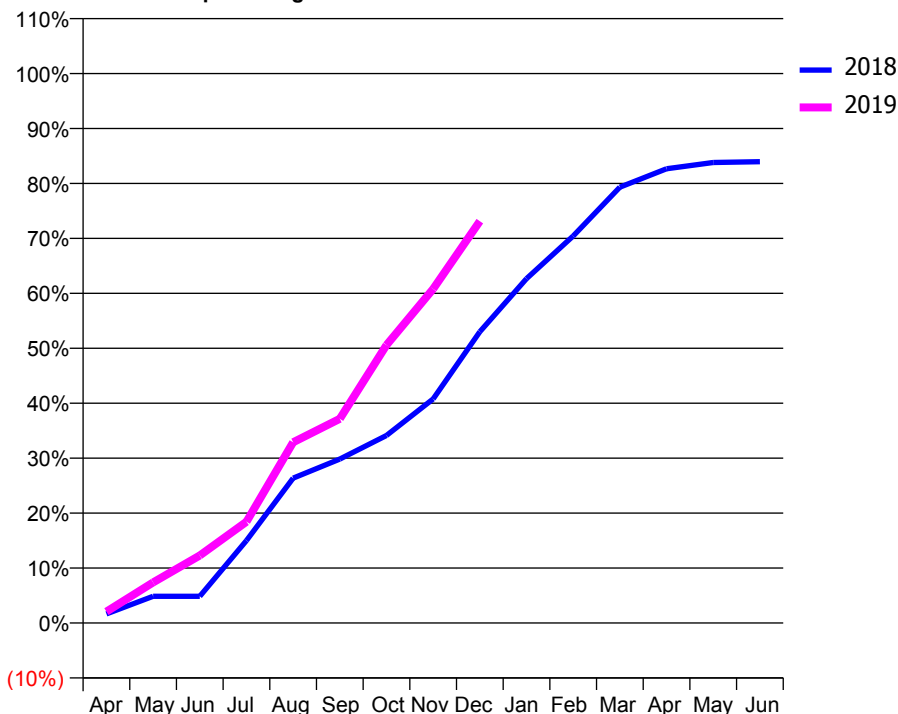
ACCESS*

Patients seen in 24 months	Total	Change since previous quarter
Quarter ending December 2017	442	
Quarter ending March 2018	451	↑
Quarter ending June 2018	467	↑
Quarter ending September 2018	465	→
Quarter ending December 2018	500	↑
Variance since December 2017	13.1%	↑



ACTIVITY

Cumulative percentage of contracted UDA delivered 2018 & 2019



Month	Adjusted Scheduled Activity (UDA)	
	2018	2019
April	25	31
May	73	111
June	73	184
July	225	276
August	395	493
September	448	557
October	512	759
November	612	912
December	795	1,097
January	940	
February	1,057	
March	1,190	
April	1,240	
May	1,257	
June	1,259	

QUALITY

	Quantity	Base Number	Contract	AT	Region	England
% of FP17s for the same patient ID Re-attending within 3 months - Children	5	78	6.4%	9.9%	12.3%	11.8%
% of FP17s for the same patient ID Re-attending within 3 months - Adults	24	355	6.8%	14.0%	15.8%	15.6%
% of FP17s for the same patient ID Re-attending between 3 & 9 months - Children	44	78	56.4%	57.3%	60.1%	58.8%
% of FP17s for the same patient ID Re-attending between 3 & 9 months - Adults	168	355	47.3%	52.7%	53.3%	51.0%
% of FP17s for Band 1 Urgent Courses	5	395	1.3%	8.1%	9.0%	9.0%
% of FP17s Relating to Free Repair or Replacements	0	395	0.0%	1.1%	1.0%	0.8%
% of FP17s Relating to Continuations	5	395	1.3%	1.2%	1.0%	0.9%
% of Patients satisfied with the dentistry they have received	0	0	N/A	94.7%	93.8%	93.2%
% of Patients satisfied with the time they had to wait for an appointment	0	0	N/A	91.5%	89.4%	88.3%

* This is based on patients treated on this contract for their most recent course of treatment. Figures in italics indicate the base number of FP17s or Patient Questionnaire responses are less than 100. N/A is shown where the base number of responses is less than 10 during the period. % is calculated as Quantity/Base number*100

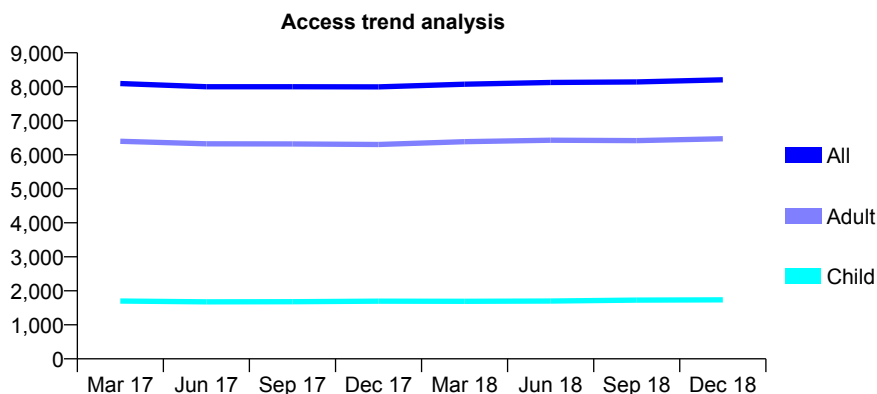
Q49 - Vital Signs At a Glance Contract Report for 180866/0001 - December 2018

Name or company name	Perfect Smile Acorn Dental Partnership
Contract type name	GDS Contract
Purpose of contract	General
Contract start date	01/07/2014
Contract end date	

18/19 Contracted general activity (UDA)	20,230
Carry forward general activity (UDA)	-115
18/19 Contracted orthodontic activity (UOA)	0
Carry forward orthodontic activity (UOA)	0
Baseline contract value	£578,855.21

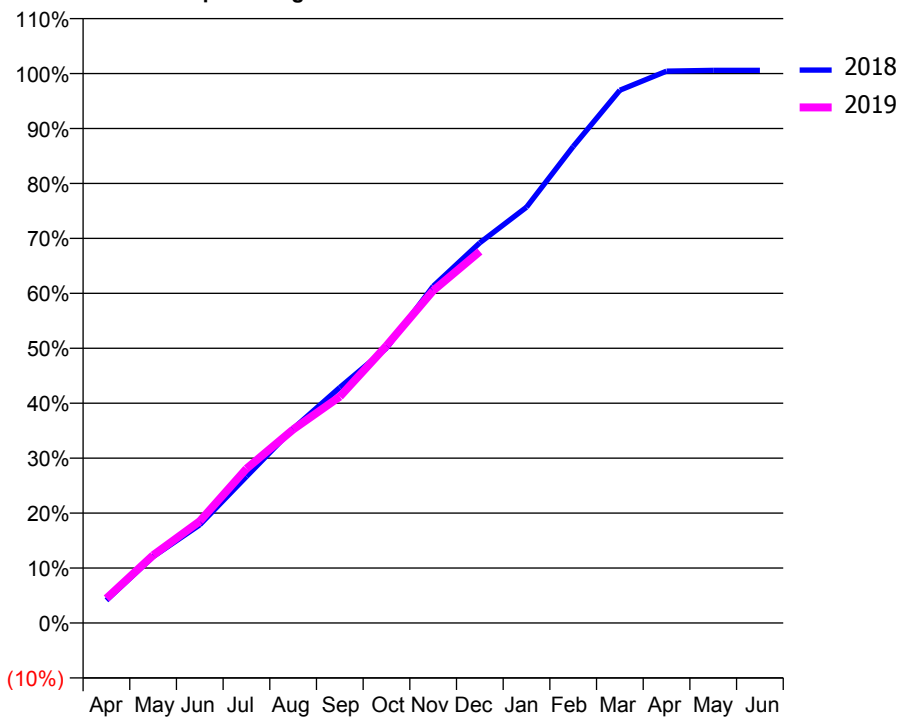
ACCESS*

Patients seen in 24 months	Total	Change since previous quarter
Quarter ending December 2017	7,999	
Quarter ending March 2018	8,078	→
Quarter ending June 2018	8,129	→
Quarter ending September 2018	8,145	→
Quarter ending December 2018	8,207	→
Variance since December 2017	2.6%	↑



ACTIVITY

Cumulative percentage of contracted UDA delivered 2018 & 2019



Month	Adjusted Scheduled Activity (UDA)	
	2018	2019
April	839	905
May	2,443	2,498
June	3,615	3,751
July	5,390	5,683
August	7,155	7,124
September	8,671	8,332
October	10,118	10,209
November	12,397	12,235
December	13,997	13,682
January	15,308	
February	17,541	
March	19,612	
April	20,316	
May	20,345	
June	20,345	

QUALITY

	Quantity	Base Number	Contract	AT	Region	England
% of FP17s for the same patient ID Re-attending within 3 months - Children	113	1,795	6.3%	9.9%	12.3%	11.8%
% of FP17s for the same patient ID Re-attending within 3 months - Adults	937	6,031	15.5%	14.0%	15.8%	15.6%
% of FP17s for the same patient ID Re-attending between 3 & 9 months - Children	1,002	1,795	55.8%	57.3%	60.1%	58.8%
% of FP17s for the same patient ID Re-attending between 3 & 9 months - Adults	2,876	6,031	47.7%	52.7%	53.3%	51.0%
% of FP17s for Band 1 Urgent Courses	638	6,982	9.1%	8.1%	9.0%	9.0%
% of FP17s Relating to Free Repair or Replacements	133	6,982	1.9%	1.1%	1.0%	0.8%
% of FP17s Relating to Continuations	146	6,982	2.1%	1.2%	1.0%	0.9%
% of Patients satisfied with the dentistry they have received	6	6	N/A	94.7%	93.8%	93.2%
% of Patients satisfied with the time they had to wait for an appointment	6	6	N/A	91.5%	89.4%	88.3%

* This is based on patients treated on this contract for their most recent course of treatment. Figures in italics indicate the base number of FP17s or Patient Questionnaire responses are less than 100. N/A is shown where the base number of responses is less than 10 during the period. % is calculated as Quantity/Base number*100

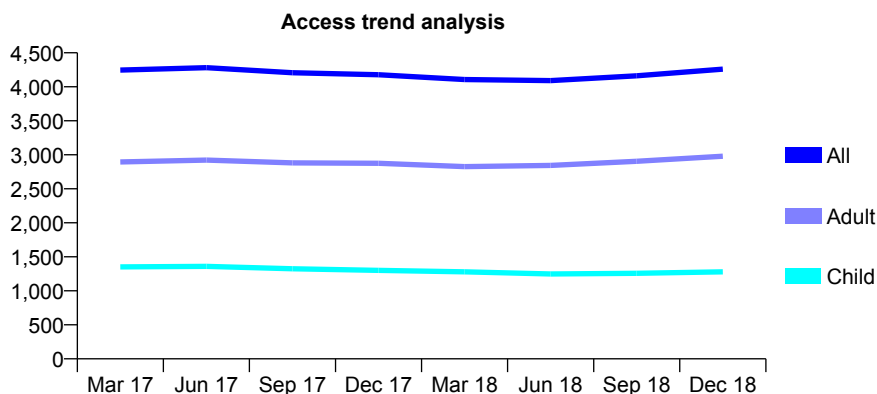
Q49 - Vital Signs At a Glance Contract Report for 181986/0001 - December 2018

Name or company name	Perfect Smile Laburnum Partnership
Contract type name	GDS Contract
Purpose of contract	General
Contract start date	01/07/2014
Contract end date	

18/19 Contracted general activity (UDA)	15,771
Carry forward general activity (UDA)	0
18/19 Contracted orthodontic activity (UOA)	0
Carry forward orthodontic activity (UOA)	0
Baseline contract value	£383,881.19

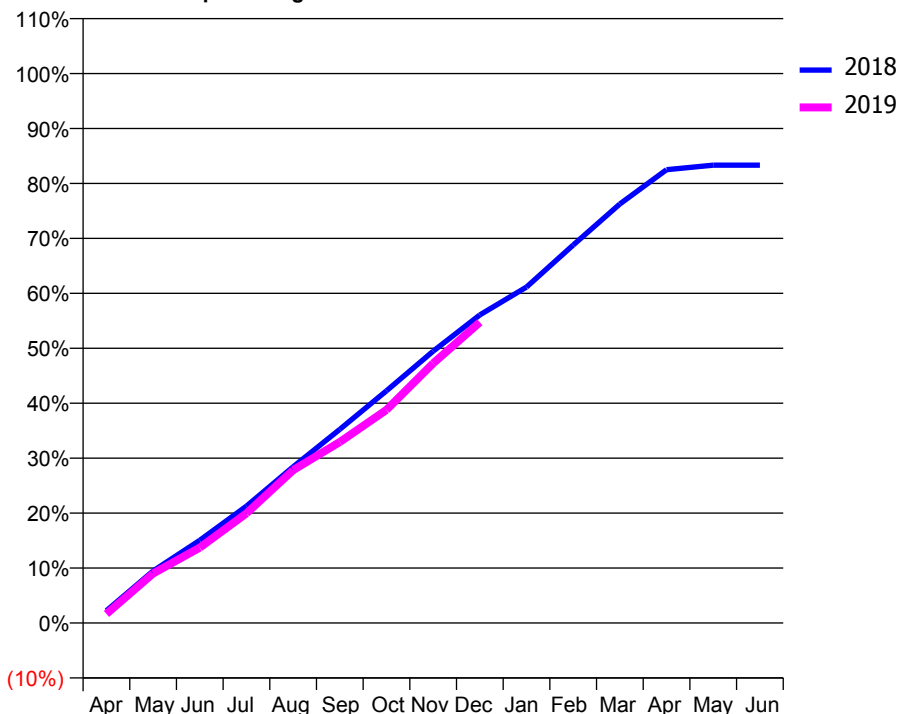
ACCESS*

Patients seen in 24 months	Total	Change since previous quarter
Quarter ending December 2017	4,177	
Quarter ending March 2018	4,106	↓
Quarter ending June 2018	4,092	→
Quarter ending September 2018	4,162	→
Quarter ending December 2018	4,260	↑
Variance since December 2017	2.0%	→



ACTIVITY

Cumulative percentage of contracted UDA delivered 2018 & 2019



Month	Adjusted Scheduled Activity (UDA)	
	2018	2019
April	351	263
May	1,478	1,422
June	2,349	2,165
July	3,320	3,149
August	4,437	4,389
September	5,499	5,194
October	6,592	6,118
November	7,717	7,453
December	8,748	8,634
January	9,538	
February	10,731	
March	11,896	
April	12,872	
May	12,997	
June	12,997	

QUALITY

	Quantity	Base Number	Contract	AT	Region	England
% of FP17s for the same patient ID Re-attending within 3 months - Children	73	1,358	5.4%	9.9%	12.3%	11.8%
% of FP17s for the same patient ID Re-attending within 3 months - Adults	389	2,840	13.7%	14.0%	15.8%	15.6%
% of FP17s for the same patient ID Re-attending between 3 & 9 months - Children	787	1,358	58.0%	57.3%	60.1%	58.8%
% of FP17s for the same patient ID Re-attending between 3 & 9 months - Adults	1,378	2,840	48.5%	52.7%	53.3%	51.0%
% of FP17s for Band 1 Urgent Courses	180	3,815	4.7%	8.1%	9.0%	9.0%
% of FP17s Relating to Free Repair or Replacements	15	3,815	0.4%	1.1%	1.0%	0.8%
% of FP17s Relating to Continuations	80	3,815	2.1%	1.2%	1.0%	0.9%
% of Patients satisfied with the dentistry they have received	1	1	N/A	94.7%	93.8%	93.2%
% of Patients satisfied with the time they had to wait for an appointment	1	1	N/A	91.5%	89.4%	88.3%

* This is based on patients treated on this contract for their most recent course of treatment. Figures in italics indicate the base number of FP17s or Patient Questionnaire responses are less than 100. N/A is shown where the base number of responses is less than 10 during the period. % is calculated as Quantity/Base number*100

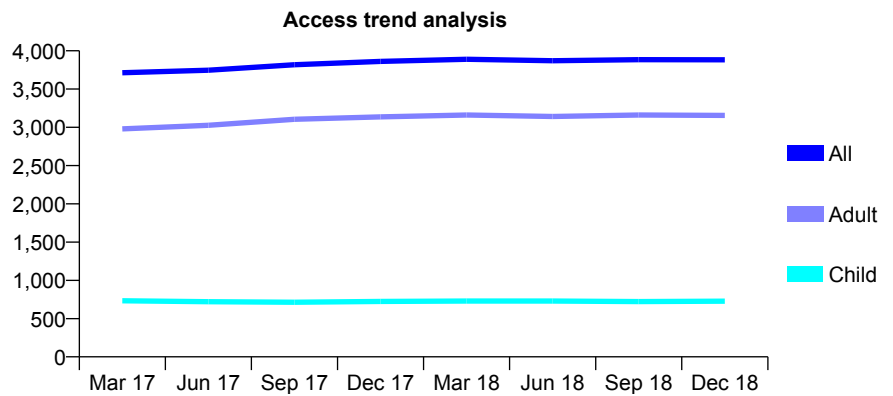
Q49 - Vital Signs At a Glance Contract Report for 182834/0001 - December 2018

Name or company name	Princes Street Dental Practice Limited
Contract type name	GDS Contract
Purpose of contract	General
Contract start date	01/04/2011
Contract end date	

18/19 Contracted general activity (UDA)	8,772
Carry forward general activity (UDA)	-175
18/19 Contracted orthodontic activity (UOA)	0
Carry forward orthodontic activity (UOA)	0
Baseline contract value	£201,042.15

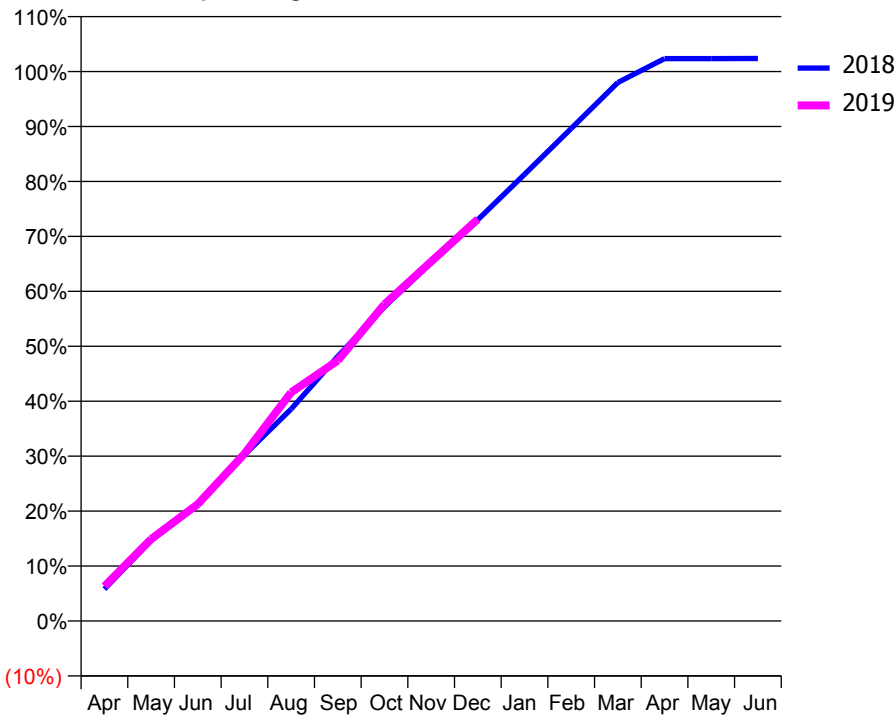
ACCESS*

Patients seen in 24 months	Total	Change since previous quarter
Quarter ending December 2017	3,861	
Quarter ending March 2018	3,889	→
Quarter ending June 2018	3,870	→
Quarter ending September 2018	3,884	→
Quarter ending December 2018	3,882	→
Variance since December 2017	0.5%	→



ACTIVITY

Cumulative percentage of contracted UDA delivered 2018 & 2019



Month	Adjusted Scheduled Activity (UDA)	
	2018	2019
April	510	554
May	1,285	1,309
June	1,867	1,866
July	2,652	2,671
August	3,383	3,650
September	4,224	4,159
October	5,016	5,057
November	5,721	5,738
December	6,406	6,415
January	7,130	
February	7,862	
March	8,598	
April	8,978	
May	8,978	
June	8,980	

QUALITY

	Quantity	Base Number	Contract	AT	Region	England
% of FP17s for the same patient ID Re-attending within 3 months - Children	58	829	7.0%	9.9%	12.3%	11.8%
% of FP17s for the same patient ID Re-attending within 3 months - Adults	375	3,017	12.4%	14.0%	15.8%	15.6%
% of FP17s for the same patient ID Re-attending between 3 & 9 months - Children	512	829	61.8%	57.3%	60.1%	58.8%
% of FP17s for the same patient ID Re-attending between 3 & 9 months - Adults	1,348	3,017	44.7%	52.7%	53.3%	51.0%
% of FP17s for Band 1 Urgent Courses	195	3,608	5.4%	8.1%	9.0%	9.0%
% of FP17s Relating to Free Repair or Replacements	31	3,608	0.9%	1.1%	1.0%	0.8%
% of FP17s Relating to Continuations	39	3,608	1.1%	1.2%	1.0%	0.9%
% of Patients satisfied with the dentistry they have received	4	4	N/A	94.7%	93.8%	93.2%
% of Patients satisfied with the time they had to wait for an appointment	4	4	N/A	91.5%	89.4%	88.3%

* This is based on patients treated on this contract for their most recent course of treatment. Figures in italics indicate the base number of FP17s or Patient Questionnaire responses are less than 100. N/A is shown where the base number of responses is less than 10 during the period. % is calculated as Quantity/Base number*100

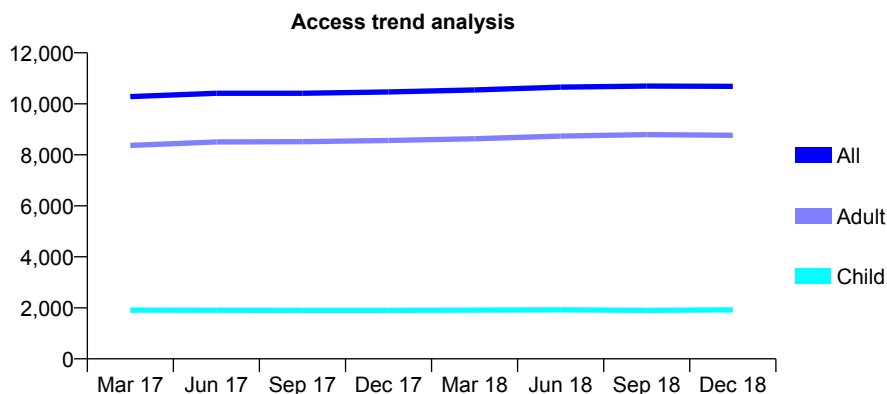
Q49 - Vital Signs At a Glance Contract Report for 183962/0001 - December 2018

Name or company name	Goodwin and Associates
Contract type name	Pilot Contract
Purpose of contract	General and Orthodontic
Contract start date	01/04/2008
Contract end date	31/03/2020

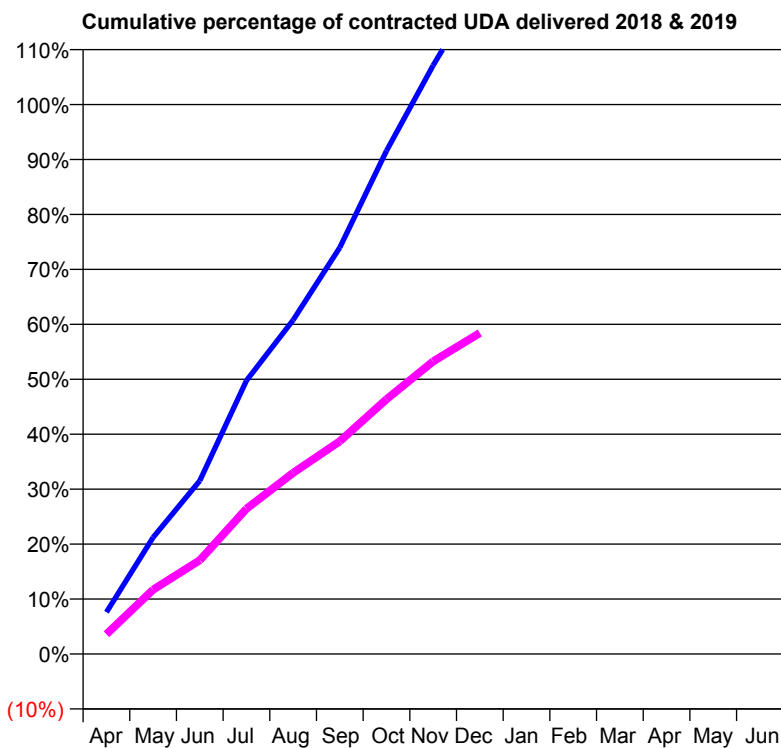
18/19 Contracted general activity (UDA)	29,752
Carry forward general activity (UDA)	0
18/19 Contracted orthodontic activity (UOA)	0
Carry forward orthodontic activity (UOA)	0
Baseline contract value	£786,007.13

ACCESS*

Patients seen in 24 months	Total	Change since previous quarter
Quarter ending December 2017	10,463	
Quarter ending March 2018	10,543	→
Quarter ending June 2018	10,655	→
Quarter ending September 2018	10,693	→
Quarter ending December 2018	10,686	→
Variance since December 2017	2.1%	↑



ACTIVITY



Month	Adjusted Scheduled Activity (UDA)	
	2018	2019
April	1,133	1,071
May	3,156	3,483
June	4,693	5,079
July	7,400	7,869
August	9,039	9,805
September	11,006	11,517
October	13,623	13,797
November	15,937	15,845
December	18,042	17,380
January	19,662	
February	22,012	
March	24,734	
April	25,716	
May	25,704	
June	25,694	

QUALITY

	Quantity	Base Number	Contract	AT	Region	England
% of FP17s for the same patient ID Re-attending within 3 months - Children	154	2,275	6.8%	9.9%	12.3%	11.8%
% of FP17s for the same patient ID Re-attending within 3 months - Adults	1,206	8,042	15.0%	14.0%	15.8%	15.6%
% of FP17s for the same patient ID Re-attending between 3 & 9 months - Children	1,412	2,275	62.1%	57.3%	60.1%	58.8%
% of FP17s for the same patient ID Re-attending between 3 & 9 months - Adults	3,305	8,042	41.1%	52.7%	53.3%	51.0%
% of FP17s for Band 1 Urgent Courses	918	9,867	9.3%	8.1%	9.0%	9.0%
% of FP17s Relating to Free Repair or Replacements	37	9,867	0.4%	1.1%	1.0%	0.8%
% of FP17s Relating to Continuations	34	9,867	0.3%	1.2%	1.0%	0.9%
% of Patients satisfied with the dentistry they have received	6	7	N/A	94.7%	93.8%	93.2%
% of Patients satisfied with the time they had to wait for an appointment	5	7	N/A	91.5%	89.4%	88.3%

* This is based on patients treated on this contract for their most recent course of treatment. Figures in italics indicate the base number of FP17s or Patient Questionnaire responses are less than 100. N/A is shown where the base number of responses is less than 10 during the period. % is calculated as Quantity/Base number*100

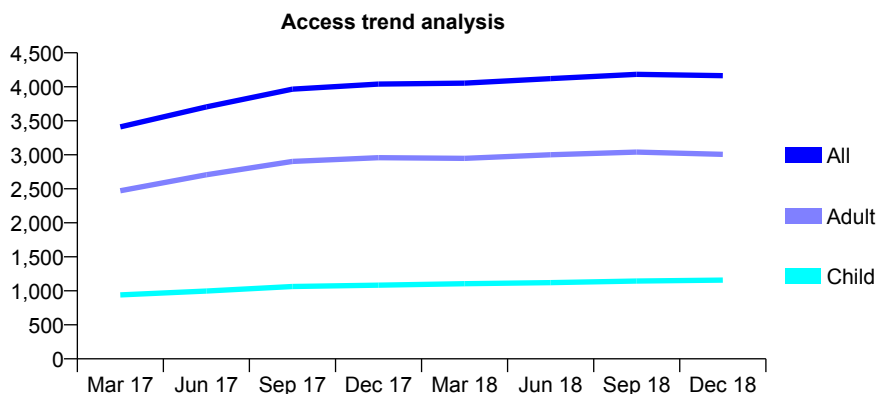
Q49 - Vital Signs At a Glance Contract Report for 185590/0001 - December 2018

Name or company name	The Grange Dental Centre
Contract type name	GDS Contract
Purpose of contract	General
Contract start date	01/10/2015
Contract end date	

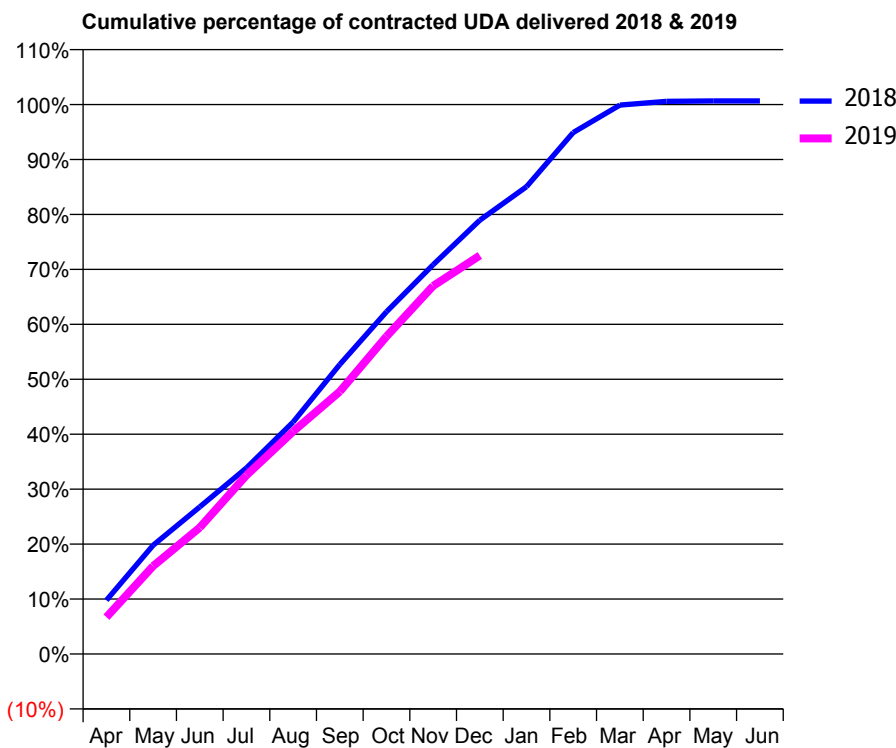
18/19 Contracted general activity (UDA)	7,288
Carry forward general activity (UDA)	0
18/19 Contracted orthodontic activity (UOA)	0
Carry forward orthodontic activity (UOA)	0
Baseline contract value	£160,763.06

ACCESS*

Patients seen in 24 months	Total	Change since previous quarter
Quarter ending December 2017	4,041	
Quarter ending March 2018	4,053	→
Quarter ending June 2018	4,120	→
Quarter ending September 2018	4,184	→
Quarter ending December 2018	4,163	→
Variance since December 2017	3.0%	↑



ACTIVITY



Month	Adjusted Scheduled Activity (UDA)	
	2018	2019
April	714	490
May	1,442	1,167
June	1,951	1,677
July	2,468	2,371
August	3,076	2,952
September	3,840	3,482
October	4,540	4,211
November	5,163	4,882
December	5,754	5,285
January	6,197	
February	6,917	
March	7,280	
April	7,330	
May	7,336	
June	7,336	

QUALITY

	Quantity	Base Number	Contract	AT	Region	England
% of FP17s for the same patient ID Re-attending within 3 months - Children	114	1,294	8.8%	9.9%	12.3%	11.8%
% of FP17s for the same patient ID Re-attending within 3 months - Adults	387	2,550	15.2%	14.0%	15.8%	15.6%
% of FP17s for the same patient ID Re-attending between 3 & 9 months - Children	733	1,294	56.6%	57.3%	60.1%	58.8%
% of FP17s for the same patient ID Re-attending between 3 & 9 months - Adults	1,020	2,550	40.0%	52.7%	53.3%	51.0%
% of FP17s for Band 1 Urgent Courses	314	3,152	10.0%	8.1%	9.0%	9.0%
% of FP17s Relating to Free Repair or Replacements	32	3,152	1.0%	1.1%	1.0%	0.8%
% of FP17s Relating to Continuations	14	3,152	0.4%	1.2%	1.0%	0.9%
% of Patients satisfied with the dentistry they have received	2	2	N/A	94.7%	93.8%	93.2%
% of Patients satisfied with the time they had to wait for an appointment	2	2	N/A	91.5%	89.4%	88.3%

* This is based on patients treated on this contract for their most recent course of treatment. Figures in italics indicate the base number of FP17s or Patient Questionnaire responses are less than 100. N/A is shown where the base number of responses is less than 10 during the period. % is calculated as Quantity/Base number*100

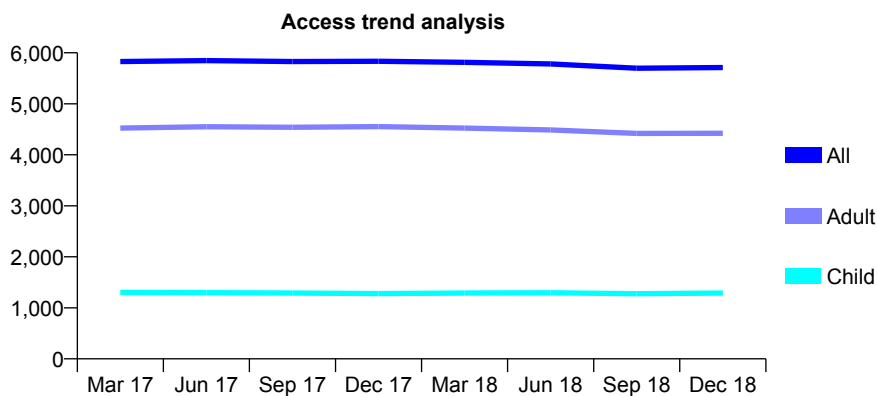
Q49 - Vital Signs At a Glance Contract Report for 185957/0001 - December 2018

Name or company name	T. S. Lalli Limited
Contract type name	GDS Contract
Purpose of contract	General
Contract start date	01/11/2006
Contract end date	

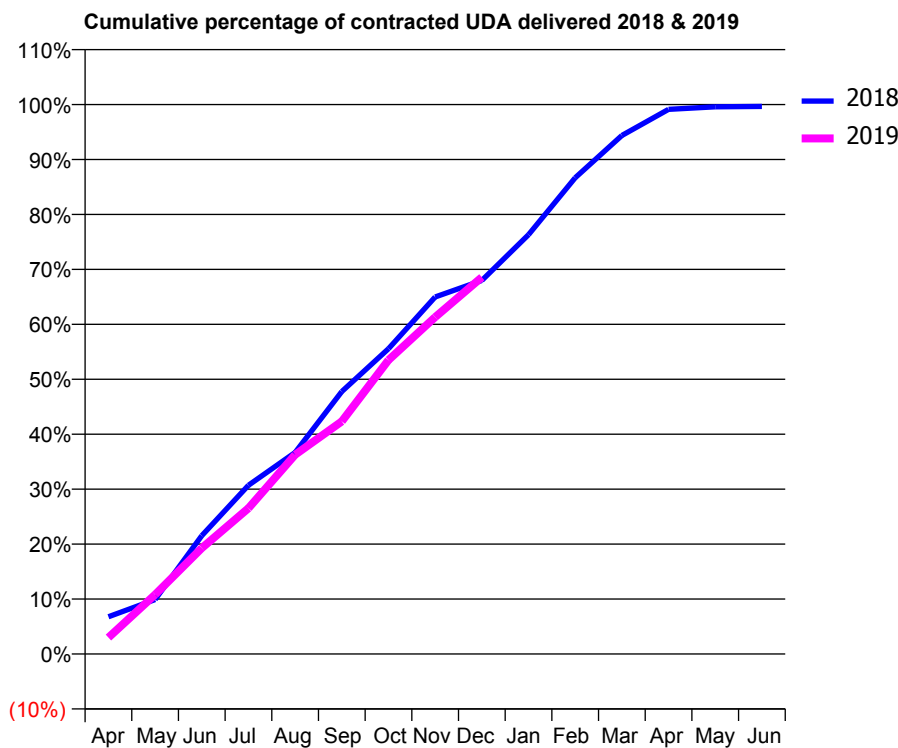
18/19 Contracted general activity (UDA)	13,428
Carry forward general activity (UDA)	46
18/19 Contracted orthodontic activity (UOA)	0
Carry forward orthodontic activity (UOA)	0
Baseline contract value	£390,048.41

ACCESS*

Patients seen in 24 months	Total	Change since previous quarter
Quarter ending December 2017	5,833	
Quarter ending March 2018	5,813	→
Quarter ending June 2018	5,783	→
Quarter ending September 2018	5,697	↓
Quarter ending December 2018	5,712	→
Variance since December 2017	(2.1%)	↓



ACTIVITY



Month	Adjusted Scheduled Activity (UDA)	
	2018	2019
April	911	402
May	1,330	1,452
June	2,893	2,588
July	4,125	3,565
August	4,925	4,870
September	6,416	5,684
October	7,461	7,182
November	8,725	8,232
December	9,128	9,207
January	10,246	
February	11,638	
March	12,670	
April	13,309	
May	13,371	
June	13,382	

QUALITY

	Quantity	Base Number	Contract	AT	Region	England
% of FP17s for the same patient ID Re-attending within 3 months - Children	60	1,237	4.9%	9.9%	12.3%	11.8%
% of FP17s for the same patient ID Re-attending within 3 months - Adults	518	4,219	12.3%	14.0%	15.8%	15.6%
% of FP17s for the same patient ID Re-attending between 3 & 9 months - Children	640	1,237	51.7%	57.3%	60.1%	58.8%
% of FP17s for the same patient ID Re-attending between 3 & 9 months - Adults	2,095	4,219	49.7%	52.7%	53.3%	51.0%
% of FP17s for Band 1 Urgent Courses	320	5,143	6.2%	8.1%	9.0%	9.0%
% of FP17s Relating to Free Repair or Replacements	25	5,143	0.5%	1.1%	1.0%	0.8%
% of FP17s Relating to Continuations	24	5,143	0.5%	1.2%	1.0%	0.9%
% of Patients satisfied with the dentistry they have received	38	39	97.4%	94.7%	93.8%	93.2%
% of Patients satisfied with the time they had to wait for an appointment	36	39	92.3%	91.5%	89.4%	88.3%

* This is based on patients treated on this contract for their most recent course of treatment. Figures in italics indicate the base number of FP17s or Patient Questionnaire responses are less than 100. N/A is shown where the base number of responses is less than 10 during the period. % is calculated as Quantity/Base number*100

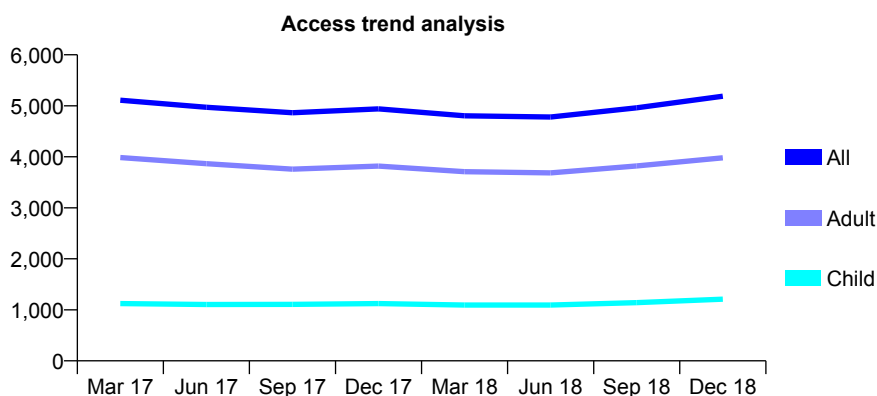
Q49 - Vital Signs At a Glance Contract Report for 186481/0001 - December 2018

Name or company name	Bensham and Sunnyside Dental Practices
Contract type name	GDS Contract
Purpose of contract	General and Orthodontic
Contract start date	12/07/2013
Contract end date	

18/19 Contracted general activity (UDA)	18,310
Carry forward general activity (UDA)	280
18/19 Contracted orthodontic activity (UOA)	0
Carry forward orthodontic activity (UOA)	0
Baseline contract value	£445,443.48

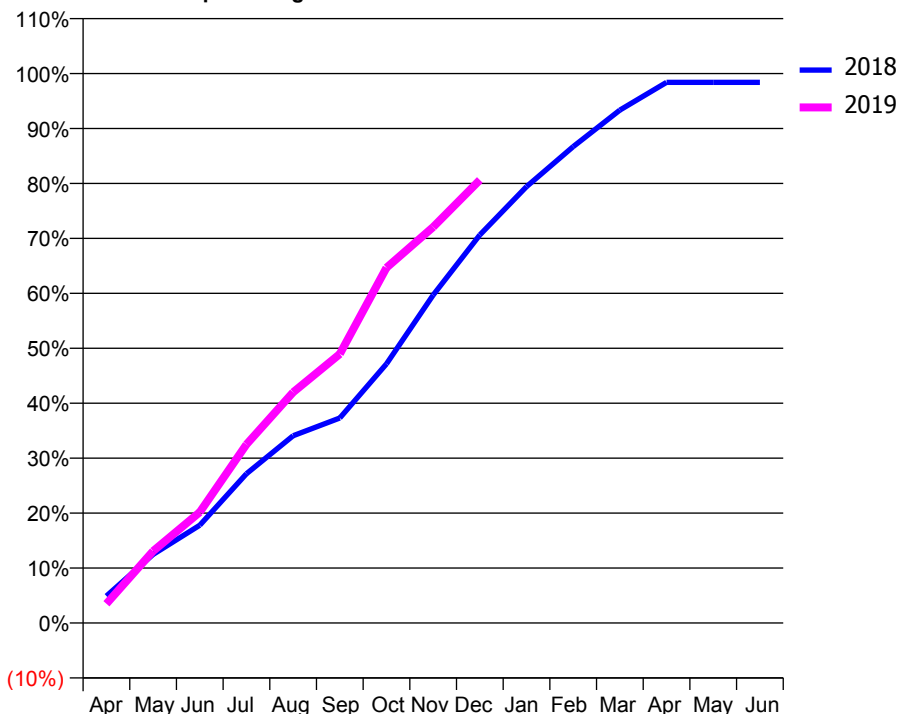
ACCESS*

Patients seen in 24 months	Total	Change since previous quarter
Quarter ending December 2017	4,941	
Quarter ending March 2018	4,803	↓
Quarter ending June 2018	4,781	→
Quarter ending September 2018	4,961	↑
Quarter ending December 2018	5,189	↑
Variance since December 2017	5.0%	↑



ACTIVITY

Cumulative percentage of contracted UDA delivered 2018 & 2019



Month	Adjusted Scheduled Activity (UDA)	
	2018	2019
April	852	643
May	2,162	2,397
June	3,083	3,693
July	4,701	5,953
August	5,901	7,688
September	6,458	8,965
October	8,164	11,839
November	10,332	13,196
December	12,225	14,762
January	13,748	
February	15,006	
March	16,159	
April	17,033	
May	17,033	
June	17,030	

QUALITY

	Quantity	Base Number	Contract	AT	Region	England
% of FP17s for the same patient ID Re-attending within 3 months - Children	133	1,247	10.7%	9.9%	12.3%	11.8%
% of FP17s for the same patient ID Re-attending within 3 months - Adults	820	4,070	20.1%	14.0%	15.8%	15.6%
% of FP17s for the same patient ID Re-attending between 3 & 9 months - Children	575	1,247	46.1%	57.3%	60.1%	58.8%
% of FP17s for the same patient ID Re-attending between 3 & 9 months - Adults	1,587	4,070	39.0%	52.7%	53.3%	51.0%
% of FP17s for Band 1 Urgent Courses	644	5,008	12.9%	8.1%	9.0%	9.0%
% of FP17s Relating to Free Repair or Replacements	21	5,008	0.4%	1.1%	1.0%	0.8%
% of FP17s Relating to Continuations	74	5,008	1.5%	1.2%	1.0%	0.9%
% of Patients satisfied with the dentistry they have received	3	3	N/A	94.7%	93.8%	93.2%
% of Patients satisfied with the time they had to wait for an appointment	2	3	N/A	91.5%	89.4%	88.3%

* This is based on patients treated on this contract for their most recent course of treatment. Figures in italics indicate the base number of FP17s or Patient Questionnaire responses are less than 100. N/A is shown where the base number of responses is less than 10 during the period. % is calculated as Quantity/Base number*100

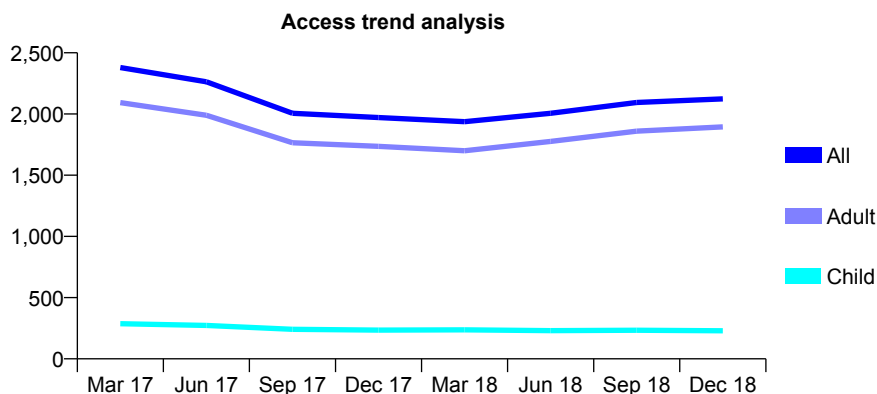
Q49 - Vital Signs At a Glance Contract Report for 187879/0001 - December 2018

Name or company name	Newcastle Dental Care Practice Partnership
Contract type name	GDS Contract
Purpose of contract	General
Contract start date	01/03/2014
Contract end date	

18/19 Contracted general activity (UDA)	14,000
Carry forward general activity (UDA)	0
18/19 Contracted orthodontic activity (UOA)	0
Carry forward orthodontic activity (UOA)	0
Baseline contract value	£434,697.56

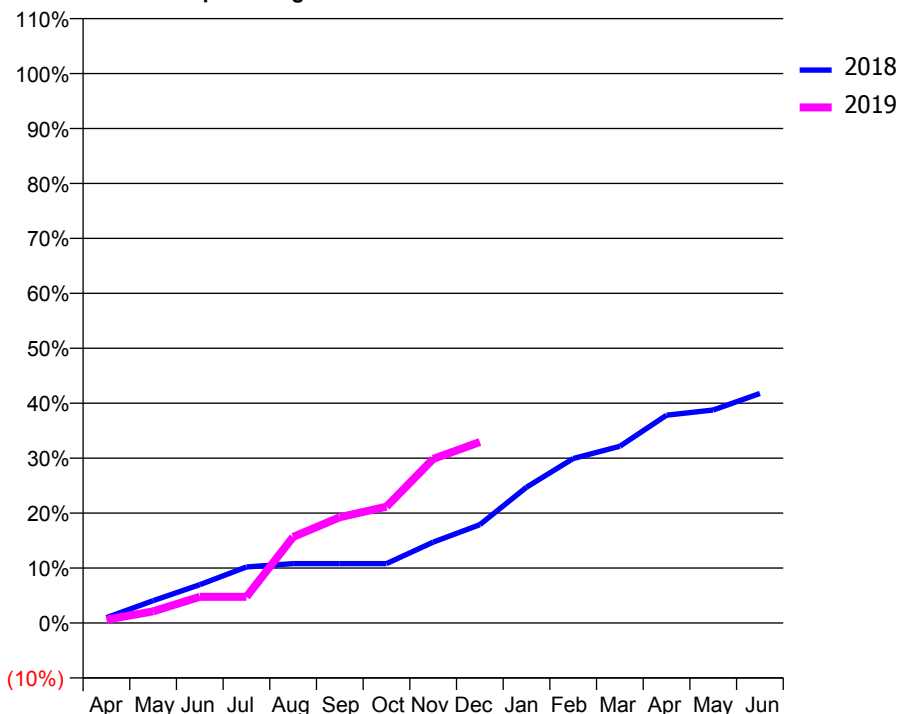
ACCESS*

Patients seen in 24 months	Total	Change since previous quarter
Quarter ending December 2017	1,971	
Quarter ending March 2018	1,937	↓
Quarter ending June 2018	2,006	↑
Quarter ending September 2018	2,094	↑
Quarter ending December 2018	2,124	→
Variance since December 2017	7.8%	↑



ACTIVITY

Cumulative percentage of contracted UDA delivered 2018 & 2019



Month	Adjusted Scheduled Activity (UDA)	
	2018	2019
April	139	87
May	568	296
June	975	668
July	1,429	668
August	1,512	2,192
September	1,512	2,694
October	1,512	2,963
November	2,061	4,181
December	2,504	4,611
January	3,462	
February	4,190	
March	4,502	
April	5,293	
May	5,427	
June	5,847	

QUALITY

	Quantity	Base Number	Contract	AT	Region	England
% of FP17s for the same patient ID Re-attending within 3 months - Children	14	199	7.0%	9.9%	12.3%	11.8%
% of FP17s for the same patient ID Re-attending within 3 months - Adults	308	1,941	15.9%	14.0%	15.8%	15.6%
% of FP17s for the same patient ID Re-attending between 3 & 9 months - Children	69	199	34.7%	57.3%	60.1%	58.8%
% of FP17s for the same patient ID Re-attending between 3 & 9 months - Adults	643	1,941	33.1%	52.7%	53.3%	51.0%
% of FP17s for Band 1 Urgent Courses	113	1,767	6.4%	8.1%	9.0%	9.0%
% of FP17s Relating to Free Repair or Replacements	21	1,767	1.2%	1.1%	1.0%	0.8%
% of FP17s Relating to Continuations	9	1,767	0.5%	1.2%	1.0%	0.9%
% of Patients satisfied with the dentistry they have received	3	3	N/A	94.7%	93.8%	93.2%
% of Patients satisfied with the time they had to wait for an appointment	3	3	N/A	91.5%	89.4%	88.3%

* This is based on patients treated on this contract for their most recent course of treatment. Figures in italics indicate the base number of FP17s or Patient Questionnaire responses are less than 100. N/A is shown where the base number of responses is less than 10 during the period. % is calculated as Quantity/Base number*100

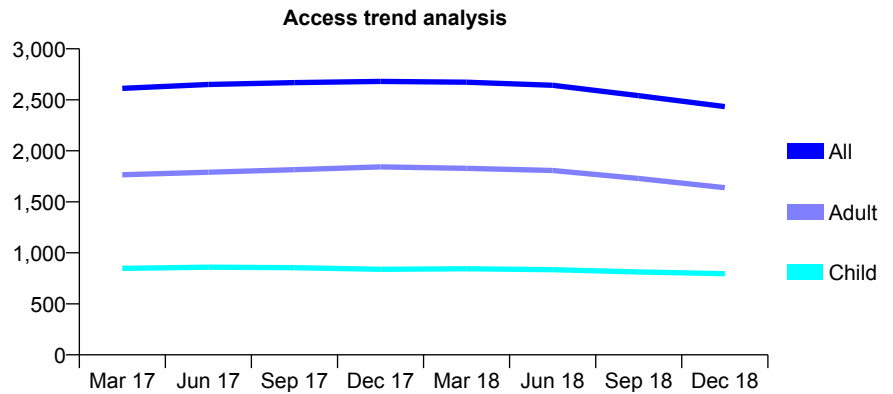
Q49 - Vital Signs At a Glance Contract Report for 193372/0001 - December 2018

Name or company name	Alistair Bartlett Dental Practice Limited
Contract type name	GDS Contract
Purpose of contract	General
Contract start date	01/08/2012
Contract end date	

18/19 Contracted general activity (UDA)	5,800
Carry forward general activity (UDA)	0
18/19 Contracted orthodontic activity (UOA)	0
Carry forward orthodontic activity (UOA)	0
Baseline contract value	£151,238.20

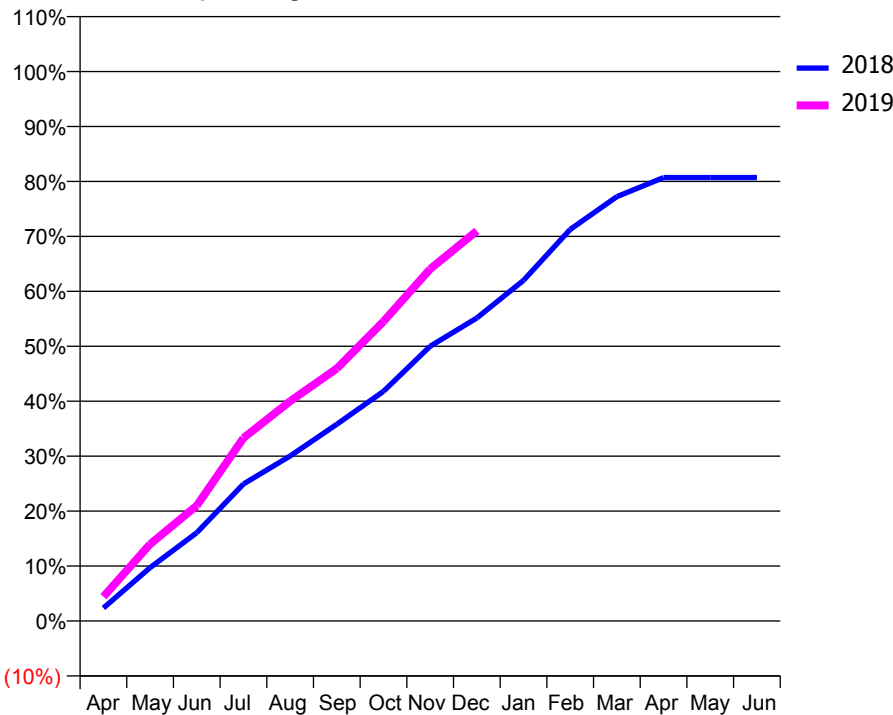
ACCESS*

Patients seen in 24 months	Total	Change since previous quarter
Quarter ending December 2017	2,681	
Quarter ending March 2018	2,672	→
Quarter ending June 2018	2,642	↓
Quarter ending September 2018	2,541	↓
Quarter ending December 2018	2,433	↓
Variance since December 2017	(9.3%)	↓



ACTIVITY

Cumulative percentage of contracted UDA delivered 2018 & 2019



Month	Adjusted Scheduled Activity (UDA)	
	2018	2019
April	186	257
May	767	811
June	1,267	1,218
July	1,967	1,931
August	2,369	2,320
September	2,823	2,665
October	3,297	3,161
November	3,943	3,715
December	4,350	4,117
January	4,890	
February	5,621	
March	6,091	
April	6,365	
May	6,365	
June	6,365	

QUALITY

	Quantity	Base Number	Contract	AT	Region	England
% of FP17s for the same patient ID Re-attending within 3 months - Children	61	816	7.5%	9.9%	12.3%	11.8%
% of FP17s for the same patient ID Re-attending within 3 months - Adults	211	1,501	14.1%	14.0%	15.8%	15.6%
% of FP17s for the same patient ID Re-attending between 3 & 9 months - Children	455	816	55.8%	57.3%	60.1%	58.8%
% of FP17s for the same patient ID Re-attending between 3 & 9 months - Adults	846	1,501	56.4%	52.7%	53.3%	51.0%
% of FP17s for Band 1 Urgent Courses	195	2,186	8.9%	8.1%	9.0%	9.0%
% of FP17s Relating to Free Repair or Replacements	17	2,186	0.8%	1.1%	1.0%	0.8%
% of FP17s Relating to Continuations	29	2,186	1.3%	1.2%	1.0%	0.9%
% of Patients satisfied with the dentistry they have received	1	1	N/A	94.7%	93.8%	93.2%
% of Patients satisfied with the time they had to wait for an appointment	1	1	N/A	91.5%	89.4%	88.3%

* This is based on patients treated on this contract for their most recent course of treatment. Figures in italics indicate the base number of FP17s or Patient Questionnaire responses are less than 100. N/A is shown where the base number of responses is less than 10 during the period. % is calculated as Quantity/Base number*100

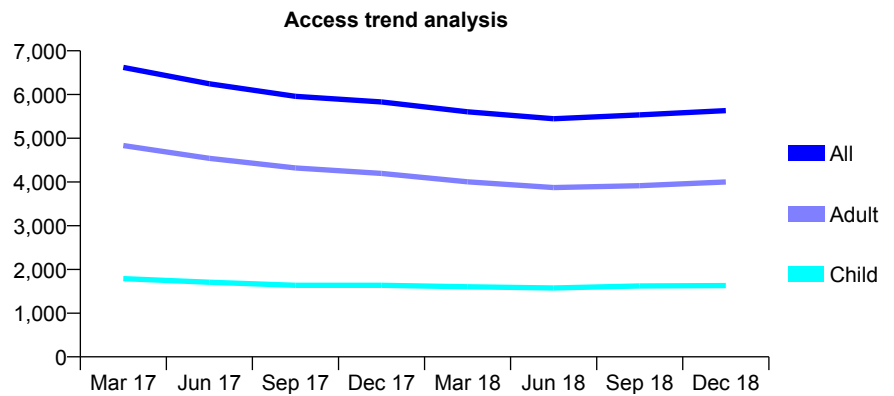
Q49 - Vital Signs At a Glance Contract Report for 193372/0002 - December 2018

Name or company name	Alistair Bartlett Dental Practice Limited
Contract type name	GDS Contract
Purpose of contract	General
Contract start date	01/08/2012
Contract end date	

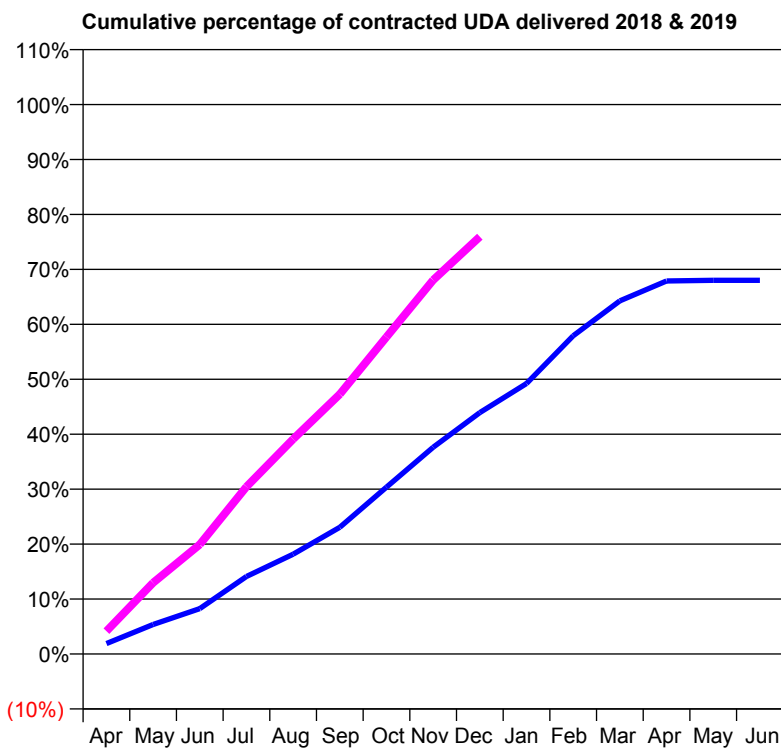
18/19 Contracted general activity (UDA)	20,000
Carry forward general activity (UDA)	0
18/19 Contracted orthodontic activity (UOA)	0
Carry forward orthodontic activity (UOA)	0
Baseline contract value	£467,877.83

ACCESS*

Patients seen in 24 months	Total	Change since previous quarter
Quarter ending December 2017	5,830	
Quarter ending March 2018	5,606	↓
Quarter ending June 2018	5,447	↓
Quarter ending September 2018	5,535	→
Quarter ending December 2018	5,631	→
Variance since December 2017	(3.4%)	↓



ACTIVITY



Month	Adjusted Scheduled Activity (UDA)	
	2018	2019
April	436	834
May	1,229	2,593
June	1,890	3,987
July	3,232	6,091
August	4,161	7,823
September	5,283	9,456
October	6,956	11,538
November	8,616	13,610
December	10,064	15,189
January	11,272	
February	13,263	
March	14,722	
April	15,548	
May	15,573	
June	15,574	

QUALITY

	Quantity	Base Number	Contract	AT	Region	England
% of FP17s for the same patient ID Re-attending within 3 months - Children	179	2,298	7.8%	9.9%	12.3%	11.8%
% of FP17s for the same patient ID Re-attending within 3 months - Adults	662	4,861	13.6%	14.0%	15.8%	15.6%
% of FP17s for the same patient ID Re-attending between 3 & 9 months - Children	1,422	2,298	61.9%	57.3%	60.1%	58.8%
% of FP17s for the same patient ID Re-attending between 3 & 9 months - Adults	2,774	4,861	57.1%	52.7%	53.3%	51.0%
% of FP17s for Band 1 Urgent Courses	521	6,811	7.6%	8.1%	9.0%	9.0%
% of FP17s Relating to Free Repair or Replacements	118	6,811	1.7%	1.1%	1.0%	0.8%
% of FP17s Relating to Continuations	80	6,811	1.2%	1.2%	1.0%	0.9%
% of Patients satisfied with the dentistry they have received	2	2	N/A	94.7%	93.8%	93.2%
% of Patients satisfied with the time they had to wait for an appointment	2	2	N/A	91.5%	89.4%	88.3%

* This is based on patients treated on this contract for their most recent course of treatment. Figures in italics indicate the base number of FP17s or Patient Questionnaire responses are less than 100. N/A is shown where the base number of responses is less than 10 during the period. % is calculated as Quantity/Base number*100

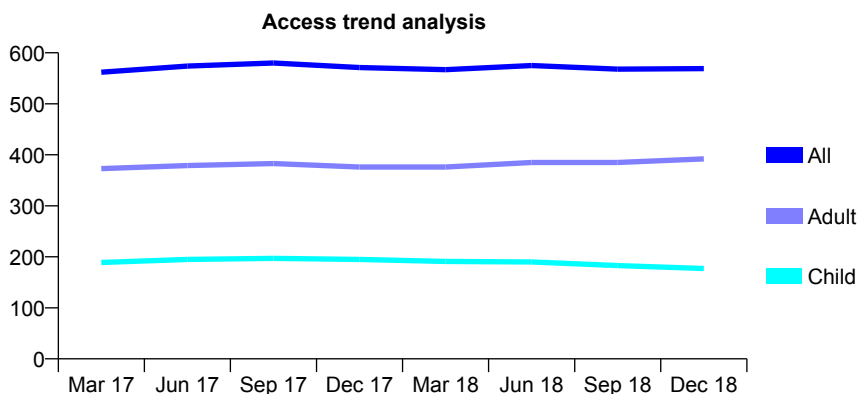
Q49 - Vital Signs At a Glance Contract Report for 194948/0001 - December 2018

Name or company name	Wessington Way Dental Practice
Contract type name	GDS Contract
Purpose of contract	General
Contract start date	01/10/2015
Contract end date	

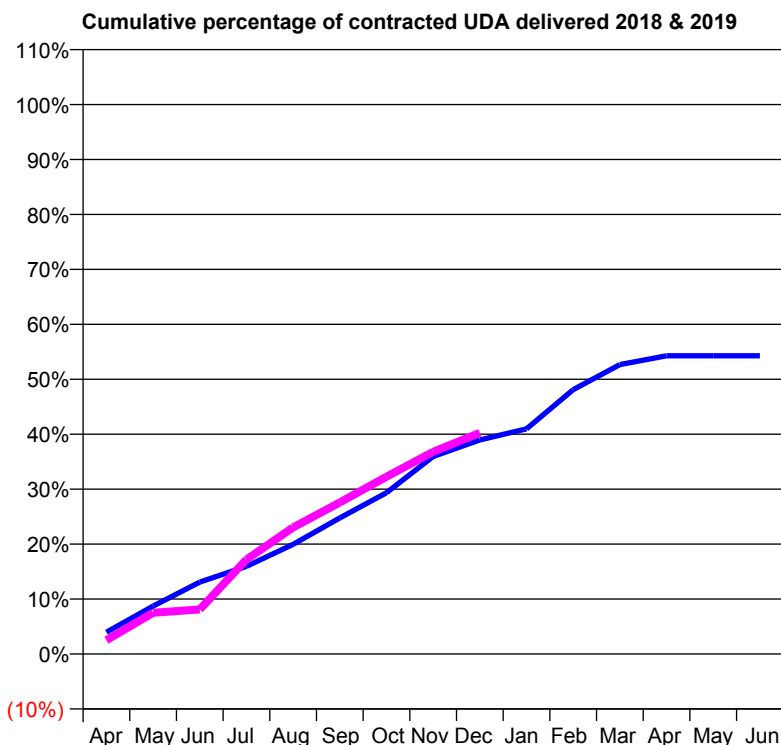
18/19 Contracted general activity (UDA)	2,400
Carry forward general activity (UDA)	0
18/19 Contracted orthodontic activity (UOA)	0
Carry forward orthodontic activity (UOA)	0
Baseline contract value	£60,634.38

ACCESS*

Patients seen in 24 months	Total	Change since previous quarter
Quarter ending December 2017	571	
Quarter ending March 2018	567	→
Quarter ending June 2018	575	→
Quarter ending September 2018	568	↓
Quarter ending December 2018	569	→
Variance since December 2017	(0.4%)	→



ACTIVITY



Month	Adjusted Scheduled Activity (UDA)	
	2018	2019
April	95	60
May	210	180
June	314	195
July	383	413
August	479	553
September	594	662
October	704	774
November	863	883
December	935	966
January	983	
February	1,155	
March	1,264	
April	1,302	
May	1,302	
June	1,302	

QUALITY

	Quantity	Base Number	Contract	AT	Region	England
% of FP17s for the same patient ID Re-attending within 3 months - Children	11	238	4.6%	9.9%	12.3%	11.8%
% of FP17s for the same patient ID Re-attending within 3 months - Adults	55	458	12.0%	14.0%	15.8%	15.6%
% of FP17s for the same patient ID Re-attending between 3 & 9 months - Children	165	238	69.3%	57.3%	60.1%	58.8%
% of FP17s for the same patient ID Re-attending between 3 & 9 months - Adults	293	458	64.0%	52.7%	53.3%	51.0%
% of FP17s for Band 1 Urgent Courses	71	661	10.7%	8.1%	9.0%	9.0%
% of FP17s Relating to Free Repair or Replacements	4	661	0.6%	1.1%	1.0%	0.8%
% of FP17s Relating to Continuations	0	661	0.0%	1.2%	1.0%	0.9%
% of Patients satisfied with the dentistry they have received	0	0	N/A	94.7%	93.8%	93.2%
% of Patients satisfied with the time they had to wait for an appointment	0	0	N/A	91.5%	89.4%	88.3%

* This is based on patients treated on this contract for their most recent course of treatment. Figures in italics indicate the base number of FP17s or Patient Questionnaire responses are less than 100. N/A is shown where the base number of responses is less than 10 during the period. % is calculated as Quantity/Base number*100

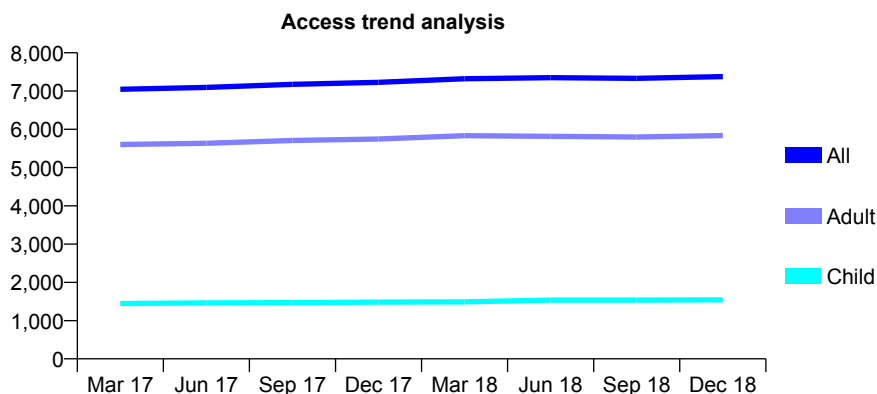
Q49 - Vital Signs At a Glance Contract Report for 196851/0001 - December 2018

Name or company name	Low Fell Dental Practice
Contract type name	GDS Contract
Purpose of contract	General
Contract start date	01/10/2013
Contract end date	

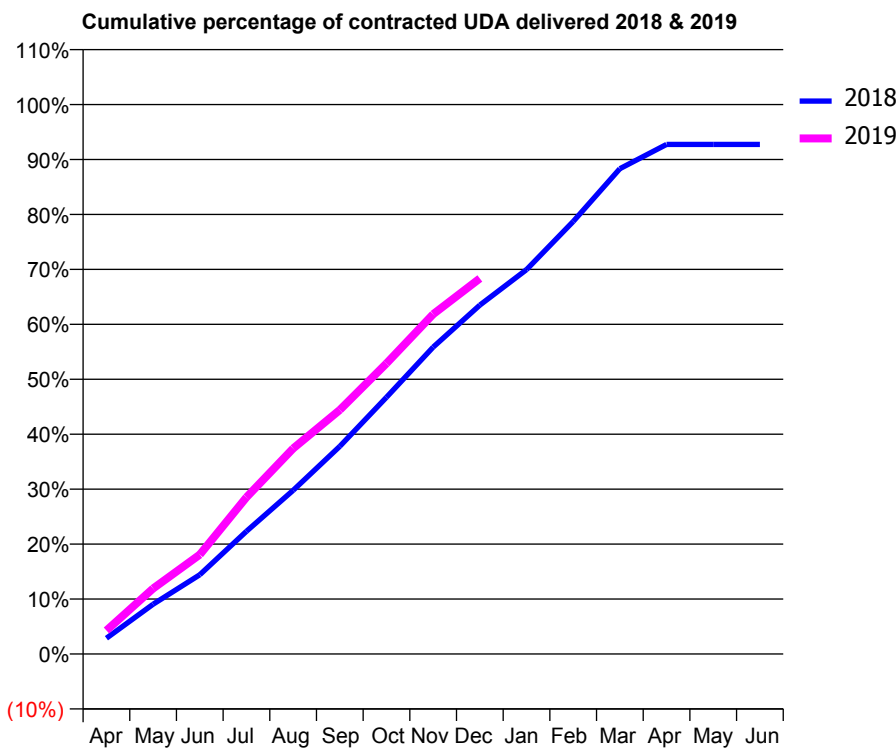
18/19 Contracted general activity (UDA)	25,488
Carry forward general activity (UDA)	0
18/19 Contracted orthodontic activity (UOA)	0
Carry forward orthodontic activity (UOA)	0
Baseline contract value	£758,211.57

ACCESS*

Patients seen in 24 months	Total	Change since previous quarter
Quarter ending December 2017	7,228	
Quarter ending March 2018	7,322	→
Quarter ending June 2018	7,349	→
Quarter ending September 2018	7,333	→
Quarter ending December 2018	7,378	→
Variance since December 2017	2.1%	↑



ACTIVITY



Month	Adjusted Scheduled Activity (UDA)	
	2018	2019
April	731	1,089
May	2,308	3,038
June	3,680	4,610
July	5,693	7,269
August	7,594	9,534
September	9,635	11,324
October	11,912	13,479
November	14,238	15,764
December	16,182	17,423
January	17,826	
February	20,060	
March	22,511	
April	23,636	
May	23,637	
June	23,638	

QUALITY

	Quantity	Base Number	Contract	AT	Region	England
% of FP17s for the same patient ID Re-attending within 3 months - Children	115	1,981	5.8%	9.9%	12.3%	11.8%
% of FP17s for the same patient ID Re-attending within 3 months - Adults	785	6,755	11.6%	14.0%	15.8%	15.6%
% of FP17s for the same patient ID Re-attending between 3 & 9 months - Children	1,324	1,981	66.8%	57.3%	60.1%	58.8%
% of FP17s for the same patient ID Re-attending between 3 & 9 months - Adults	4,276	6,755	63.3%	52.7%	53.3%	51.0%
% of FP17s for Band 1 Urgent Courses	536	8,399	6.4%	8.1%	9.0%	9.0%
% of FP17s Relating to Free Repair or Replacements	64	8,399	0.8%	1.1%	1.0%	0.8%
% of FP17s Relating to Continuations	133	8,399	1.6%	1.2%	1.0%	0.9%
% of Patients satisfied with the dentistry they have received	1	1	N/A	94.7%	93.8%	93.2%
% of Patients satisfied with the time they had to wait for an appointment	1	1	N/A	91.5%	89.4%	88.3%

* This is based on patients treated on this contract for their most recent course of treatment. Figures in italics indicate the base number of FP17s or Patient Questionnaire responses are less than 100. N/A is shown where the base number of responses is less than 10 during the period. % is calculated as Quantity/Base number*100

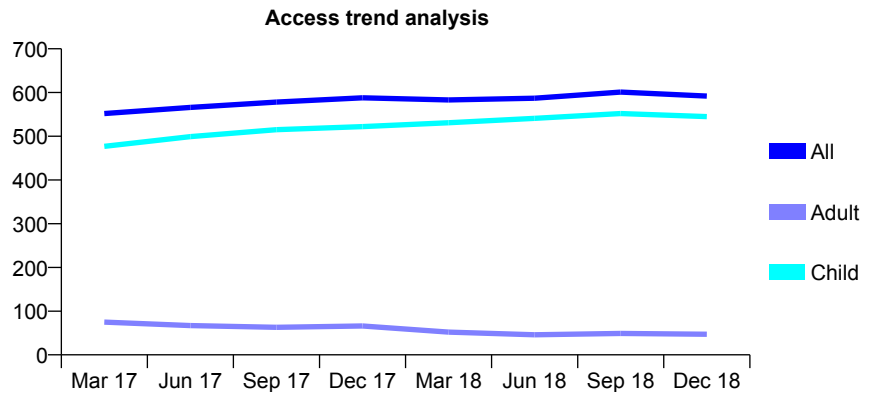
Q49 - Vital Signs At a Glance Contract Report for 203947/0001 - December 2018

Name or company name	Campbell and Wilson Dental Practice
Contract type name	GDS Contract
Purpose of contract	General
Contract start date	01/07/2012
Contract end date	

18/19 Contracted general activity (UDA)	1,839
Carry forward general activity (UDA)	0
18/19 Contracted orthodontic activity (UOA)	0
Carry forward orthodontic activity (UOA)	0
Baseline contract value	£44,719.62

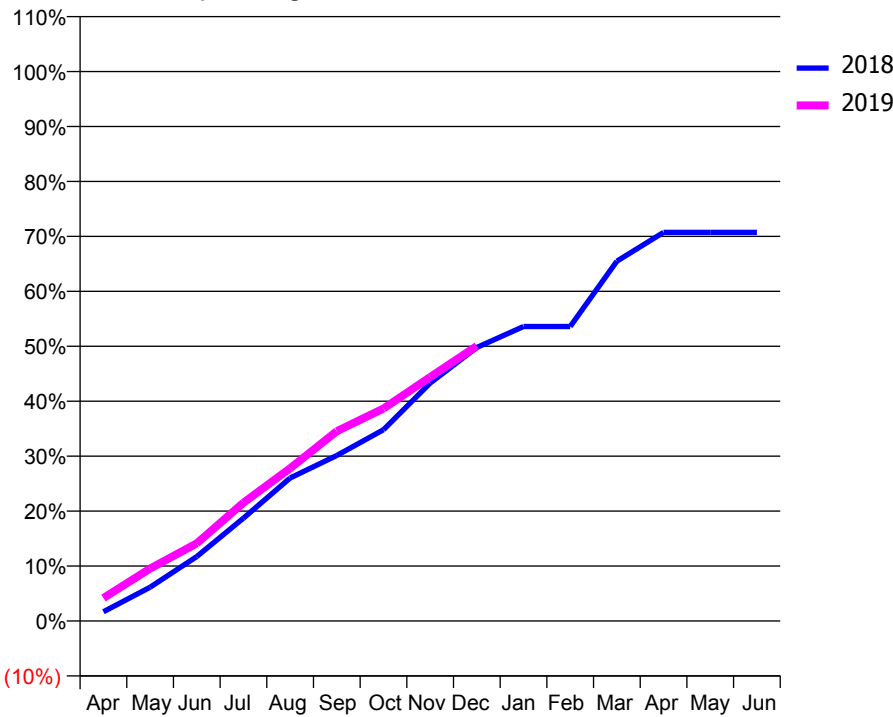
ACCESS*

Patients seen in 24 months	Total	Change since previous quarter
Quarter ending December 2017	588	
Quarter ending March 2018	583	→
Quarter ending June 2018	587	→
Quarter ending September 2018	601	↑
Quarter ending December 2018	592	↓
Variance since December 2017	0.7%	→



ACTIVITY

Cumulative percentage of contracted UDA delivered 2018 & 2019



Month	Adjusted Scheduled Activity (UDA)	
	2018	2019
April	31	77
May	113	176
June	216	260
July	344	396
August	479	511
September	554	635
October	640	711
November	796	816
December	915	920
January	985	
February	985	
March	1,204	
April	1,301	
May	1,301	
June	1,301	

QUALITY

	Quantity	Base Number	Contract	AT	Region	England
% of FP17s for the same patient ID Re-attending within 3 months - Children	85	812	10.5%	9.9%	12.3%	11.8%
% of FP17s for the same patient ID Re-attending within 3 months - Adults	0	0	N/A	14.0%	15.8%	15.6%
% of FP17s for the same patient ID Re-attending between 3 & 9 months - Children	582	812	71.7%	57.3%	60.1%	58.8%
% of FP17s for the same patient ID Re-attending between 3 & 9 months - Adults	0	0	N/A	52.7%	53.3%	51.0%
% of FP17s for Band 1 Urgent Courses	7	726	1.0%	8.1%	9.0%	9.0%
% of FP17s Relating to Free Repair or Replacements	0	726	0.0%	1.1%	1.0%	0.8%
% of FP17s Relating to Continuations	0	726	0.0%	1.2%	1.0%	0.9%
% of Patients satisfied with the dentistry they have received	0	0	N/A	94.7%	93.8%	93.2%
% of Patients satisfied with the time they had to wait for an appointment	0	0	N/A	91.5%	89.4%	88.3%

* This is based on patients treated on this contract for their most recent course of treatment. Figures in italics indicate the base number of FP17s or Patient Questionnaire responses are less than 100. N/A is shown where the base number of responses is less than 10 during the period. % is calculated as Quantity/Base number*100

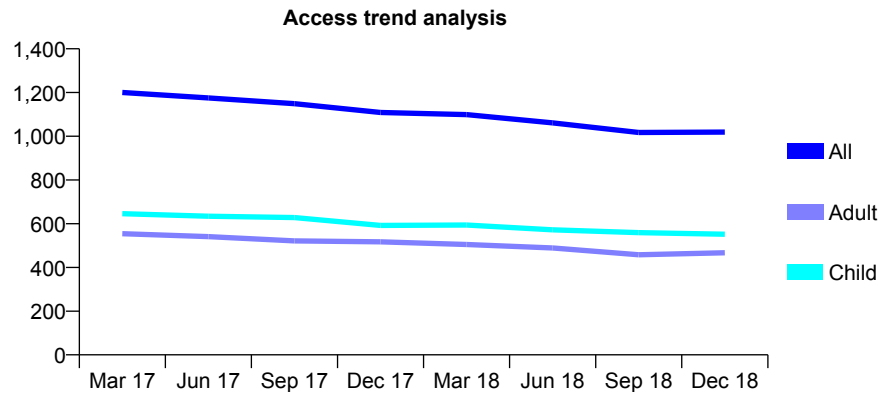
Q49 - Vital Signs At a Glance Contract Report for 209503/0001 - December 2018

Name or company name	MRS AE PASS
Contract type name	GDS Contract
Purpose of contract	General
Contract start date	01/04/2006
Contract end date	

18/19 Contracted general activity (UDA)	3,700
Carry forward general activity (UDA)	0
18/19 Contracted orthodontic activity (UOA)	0
Carry forward orthodontic activity (UOA)	0
Baseline contract value	£82,127.29

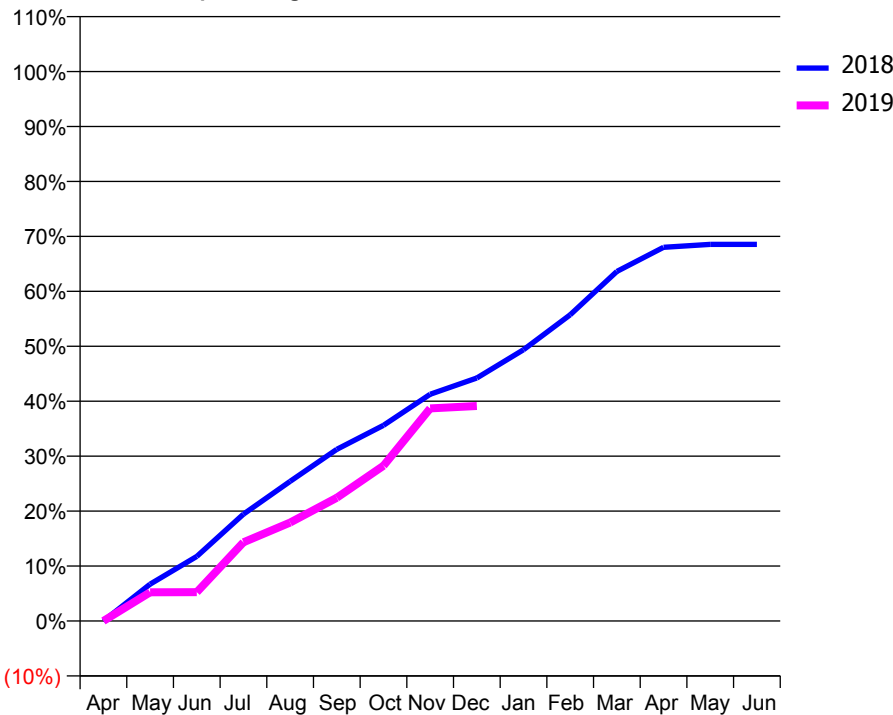
ACCESS*

Patients seen in 24 months	Total	Change since previous quarter
Quarter ending December 2017	1,109	
Quarter ending March 2018	1,099	→
Quarter ending June 2018	1,061	↓
Quarter ending September 2018	1,017	↓
Quarter ending December 2018	1,019	→
Variance since December 2017	(8.1%)	↓



ACTIVITY

Cumulative percentage of contracted UDA delivered 2018 & 2019



Month	Adjusted Scheduled Activity (UDA)	
	2018	2019
April	0	0
May	248	193
June	435	194
July	720	531
August	941	663
September	1,156	830
October	1,318	1,046
November	1,526	1,431
December	1,637	1,448
January	1,827	
February	2,062	
March	2,354	
April	2,516	
May	2,536	
June	2,536	

QUALITY

	Quantity	Base Number	Contract	AT	Region	England
% of FP17s for the same patient ID Re-attending within 3 months - Children	39	570	6.8%	9.9%	12.3%	11.8%
% of FP17s for the same patient ID Re-attending within 3 months - Adults	89	360	24.7%	14.0%	15.8%	15.6%
% of FP17s for the same patient ID Re-attending between 3 & 9 months - Children	379	570	66.5%	57.3%	60.1%	58.8%
% of FP17s for the same patient ID Re-attending between 3 & 9 months - Adults	178	360	49.4%	52.7%	53.3%	51.0%
% of FP17s for Band 1 Urgent Courses	39	829	4.7%	8.1%	9.0%	9.0%
% of FP17s Relating to Free Repair or Replacements	0	829	0.0%	1.1%	1.0%	0.8%
% of FP17s Relating to Continuations	0	829	0.0%	1.2%	1.0%	0.9%
% of Patients satisfied with the dentistry they have received	0	0	N/A	94.7%	93.8%	93.2%
% of Patients satisfied with the time they had to wait for an appointment	0	0	N/A	91.5%	89.4%	88.3%

* This is based on patients treated on this contract for their most recent course of treatment. Figures in italics indicate the base number of FP17s or Patient Questionnaire responses are less than 100. N/A is shown where the base number of responses is less than 10 during the period. % is calculated as Quantity/Base number*100

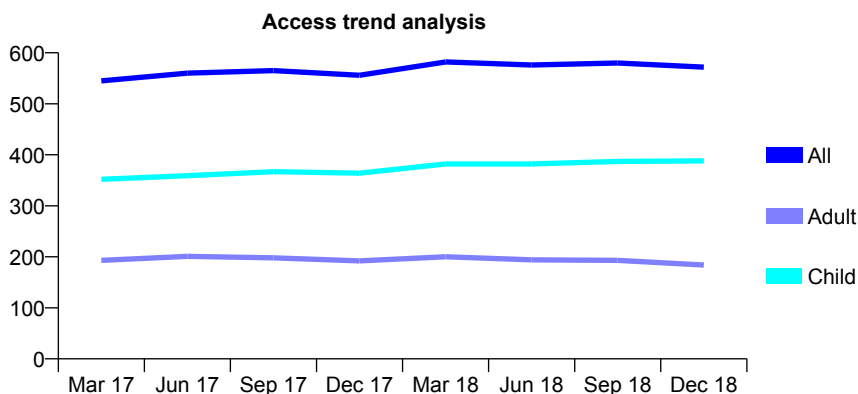
Q49 - Vital Signs At a Glance Contract Report for 213756/0002 - December 2018

Name or company name	Lismore House Dental Care
Contract type name	GDS Contract
Purpose of contract	General
Contract start date	26/12/2012
Contract end date	

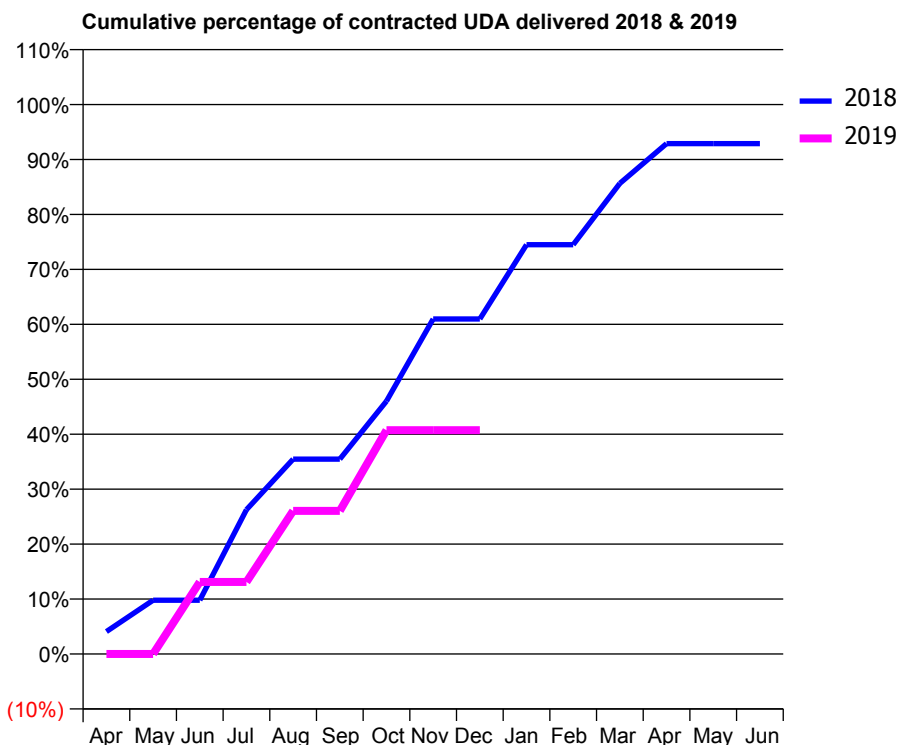
18/19 Contracted general activity (UDA)	1,300
Carry forward general activity (UDA)	0
18/19 Contracted orthodontic activity (UOA)	0
Carry forward orthodontic activity (UOA)	0
Baseline contract value	£31,613.69

ACCESS*

Patients seen in 24 months	Total	Change since previous quarter
Quarter ending December 2017	556	
Quarter ending March 2018	582	↑
Quarter ending June 2018	576	↓
Quarter ending September 2018	580	→
Quarter ending December 2018	572	↓
Variance since December 2017	2.9%	↑



ACTIVITY



Month	Adjusted Scheduled Activity (UDA)	
	2018	2019
April	53	0
May	127	0
June	127	171
July	342	171
August	461	339
September	461	339
October	598	529
November	793	529
December	793	529
January	968	
February	968	
March	1,114	
April	1,207	
May	1,207	
June	1,207	

QUALITY

	Quantity	Base Number	Contract	AT	Region	England
% of FP17s for the same patient ID Re-attending within 3 months - Children	12	364	3.3%	9.9%	12.3%	11.8%
% of FP17s for the same patient ID Re-attending within 3 months - Adults	18	107	16.8%	14.0%	15.8%	15.6%
% of FP17s for the same patient ID Re-attending between 3 & 9 months - Children	290	364	79.7%	57.3%	60.1%	58.8%
% of FP17s for the same patient ID Re-attending between 3 & 9 months - Adults	61	107	57.0%	52.7%	53.3%	51.0%
% of FP17s for Band 1 Urgent Courses	17	402	4.2%	8.1%	9.0%	9.0%
% of FP17s Relating to Free Repair or Replacements	0	402	0.0%	1.1%	1.0%	0.8%
% of FP17s Relating to Continuations	0	402	0.0%	1.2%	1.0%	0.9%
% of Patients satisfied with the dentistry they have received	0	0	N/A	94.7%	93.8%	93.2%
% of Patients satisfied with the time they had to wait for an appointment	0	0	N/A	91.5%	89.4%	88.3%

* This is based on patients treated on this contract for their most recent course of treatment. Figures in italics indicate the base number of FP17s or Patient Questionnaire responses are less than 100. N/A is shown where the base number of responses is less than 10 during the period. % is calculated as Quantity/Base number*100

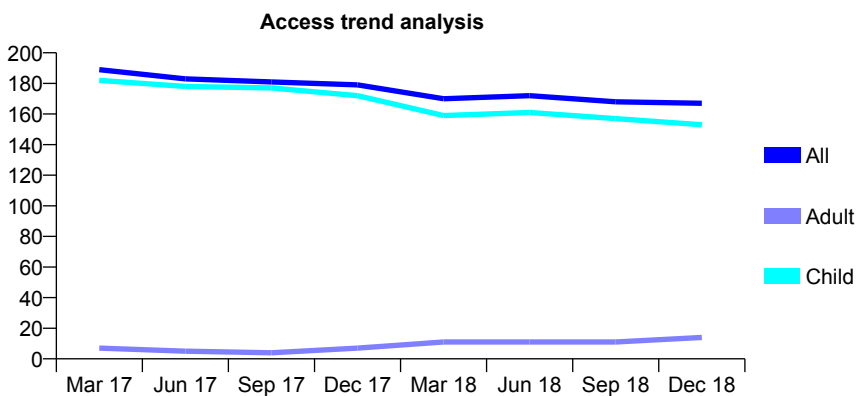
Q49 - Vital Signs At a Glance Contract Report for 214922/0001 - December 2018

Name or company name	MISS AL DAVIDSON
Contract type name	GDS Contract
Purpose of contract	General and Orthodontic
Contract start date	01/04/2006
Contract end date	

18/19 Contracted general activity (UDA)	650
Carry forward general activity (UDA)	0
18/19 Contracted orthodontic activity (UOA)	33
Carry forward orthodontic activity (UOA)	0
Baseline contract value	£21,833.62

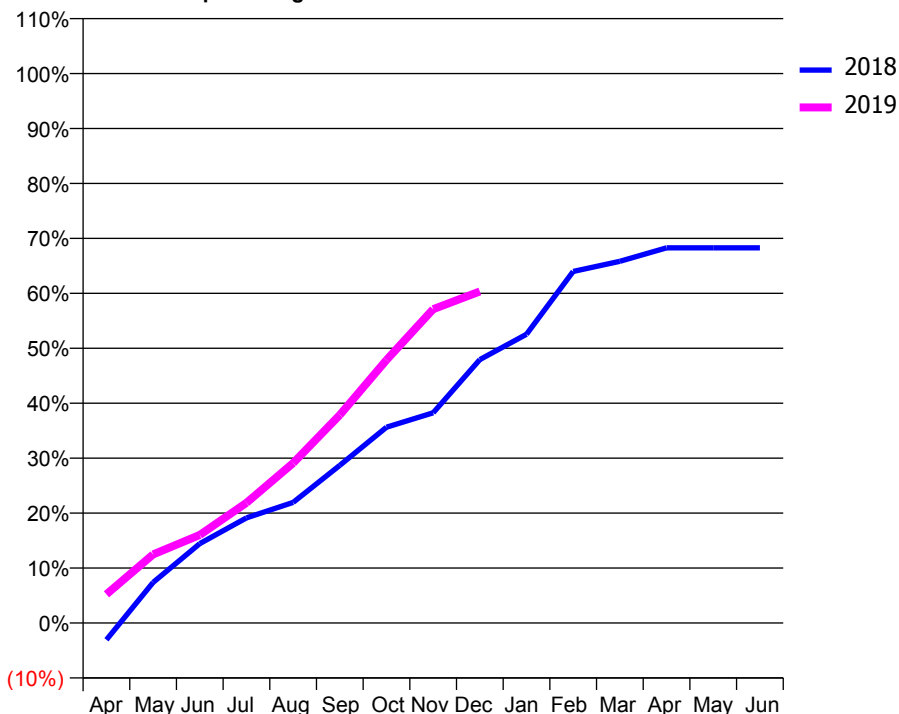
ACCESS*

Patients seen in 24 months	Total	Change since previous quarter
Quarter ending December 2017	179	
Quarter ending March 2018	170	↓
Quarter ending June 2018	172	→
Quarter ending September 2018	168	↓
Quarter ending December 2018	167	→
Variance since December 2017	(6.7%)	↓



ACTIVITY

Cumulative percentage of contracted UDA delivered 2018 & 2019



Month	Adjusted Scheduled Activity (UDA)	
	2018	2019
April	-20	34
May	48	81
June	94	104
July	124	142
August	143	189
September	187	246
October	232	311
November	249	371
December	312	392
January	342	
February	416	
March	428	
April	444	
May	444	
June	444	

QUALITY

	Quantity	Base Number	Contract	AT	Region	England
% of FP17s for the same patient ID Re-attending within 3 months - Children	31	270	11.5%	9.9%	12.3%	11.8%
% of FP17s for the same patient ID Re-attending within 3 months - Adults	1	1	100.0%	14.0%	15.8%	15.6%
% of FP17s for the same patient ID Re-attending between 3 & 9 months - Children	173	270	64.1%	57.3%	60.1%	58.8%
% of FP17s for the same patient ID Re-attending between 3 & 9 months - Adults	0	1	0.0%	52.7%	53.3%	51.0%
% of FP17s for Band 1 Urgent Courses	1	200	0.5%	8.1%	9.0%	9.0%
% of FP17s Relating to Free Repair or Replacements	0	200	0.0%	1.1%	1.0%	0.8%
% of FP17s Relating to Continuations	2	200	1.0%	1.2%	1.0%	0.9%
% of Patients satisfied with the dentistry they have received	0	0	N/A	94.7%	93.8%	93.2%
% of Patients satisfied with the time they had to wait for an appointment	0	0	N/A	91.5%	89.4%	88.3%

* This is based on patients treated on this contract for their most recent course of treatment. Figures in italics indicate the base number of FP17s or Patient Questionnaire responses are less than 100. N/A is shown where the base number of responses is less than 10 during the period. % is calculated as Quantity/Base number*100

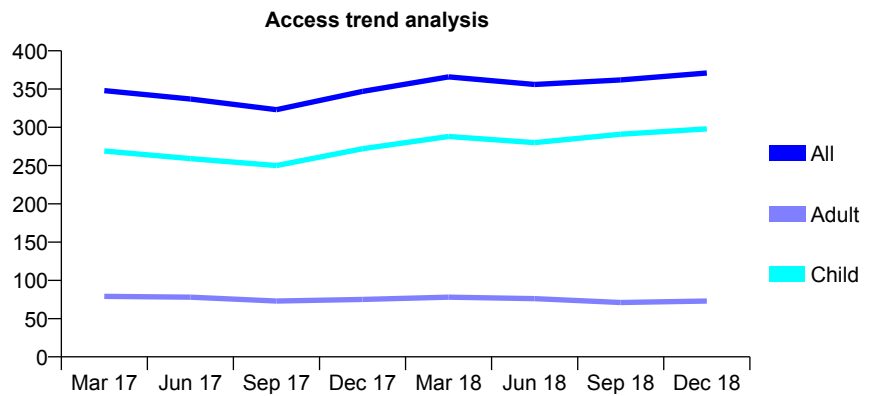
Q49 - Vital Signs At a Glance Contract Report for 215031/0001 - December 2018

Name or company name	MR RJ GOVAN
Contract type name	GDS Contract
Purpose of contract	General and Orthodontic
Contract start date	01/04/2006
Contract end date	

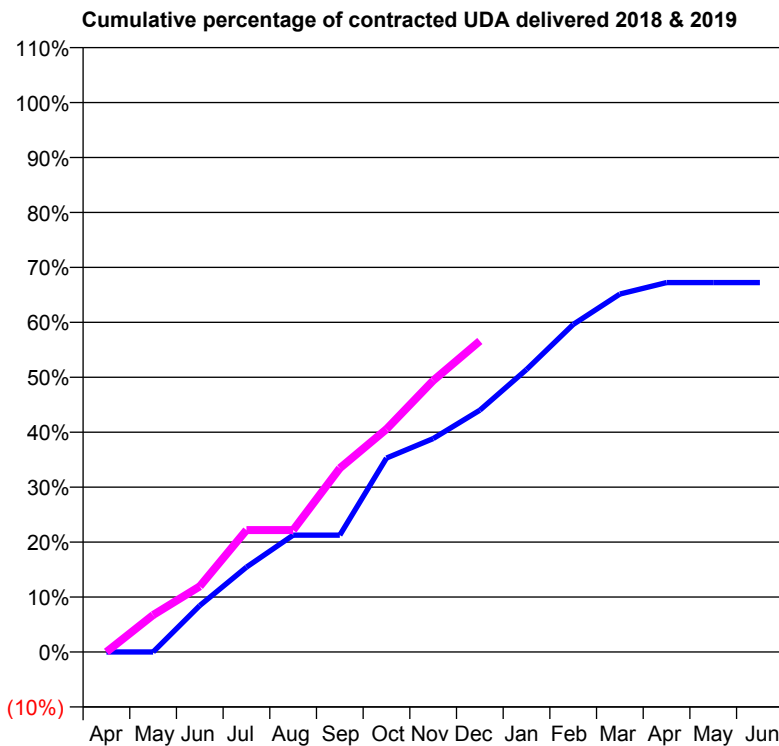
18/19 Contracted general activity (UDA)	1,100
Carry forward general activity (UDA)	0
18/19 Contracted orthodontic activity (UOA)	442
Carry forward orthodontic activity (UOA)	0
Baseline contract value	£48,162.69

ACCESS*

Patients seen in 24 months	Total	Change since previous quarter
Quarter ending December 2017	347	
Quarter ending March 2018	366	↑
Quarter ending June 2018	356	↓
Quarter ending September 2018	362	→
Quarter ending December 2018	371	↑
Variance since December 2017	6.9%	↑



ACTIVITY



Month	Adjusted Scheduled Activity (UDA)	
	2018	2019
April	0	0
May	0	74
June	93	131
July	170	244
August	234	244
September	234	368
October	388	446
November	427	543
December	484	623
January	565	
February	656	
March	717	
April	740	
May	740	
June	740	

QUALITY

	Quantity	Base Number	Contract	AT	Region	England
% of FP17s for the same patient ID Re-attending within 3 months - Children	73	426	17.1%	9.9%	12.3%	11.8%
% of FP17s for the same patient ID Re-attending within 3 months - Adults	3	26	11.5%	14.0%	15.8%	15.6%
% of FP17s for the same patient ID Re-attending between 3 & 9 months - Children	251	426	58.9%	57.3%	60.1%	58.8%
% of FP17s for the same patient ID Re-attending between 3 & 9 months - Adults	21	26	80.8%	52.7%	53.3%	51.0%
% of FP17s for Band 1 Urgent Courses	18	400	4.5%	8.1%	9.0%	9.0%
% of FP17s Relating to Free Repair or Replacements	1	400	0.3%	1.1%	1.0%	0.8%
% of FP17s Relating to Continuations	0	400	0.0%	1.2%	1.0%	0.9%
% of Patients satisfied with the dentistry they have received	3	3	N/A	94.7%	93.8%	93.2%
% of Patients satisfied with the time they had to wait for an appointment	2	3	N/A	91.5%	89.4%	88.3%

* This is based on patients treated on this contract for their most recent course of treatment. Figures in italics indicate the base number of FP17s or Patient Questionnaire responses are less than 100. N/A is shown where the base number of responses is less than 10 during the period. % is calculated as Quantity/Base number*100

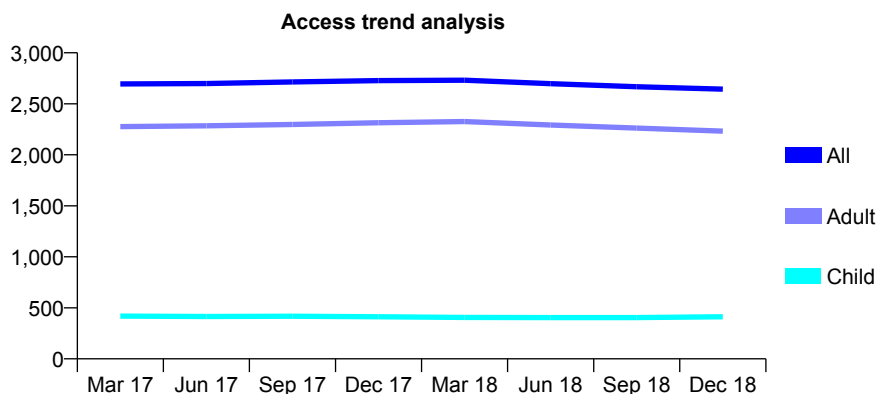
Q49 - Vital Signs At a Glance Contract Report for 218731/0001 - December 2018

Name or company name	Mr S Harrison, Mr S Solaiman and Mr K Niç
Contract type name	GDS Contract
Purpose of contract	General and Orthodontic
Contract start date	01/04/2006
Contract end date	

18/19 Contracted general activity (UDA)	8,954
Carry forward general activity (UDA)	330
18/19 Contracted orthodontic activity (UOA)	0
Carry forward orthodontic activity (UOA)	0
Baseline contract value	£206,445.88

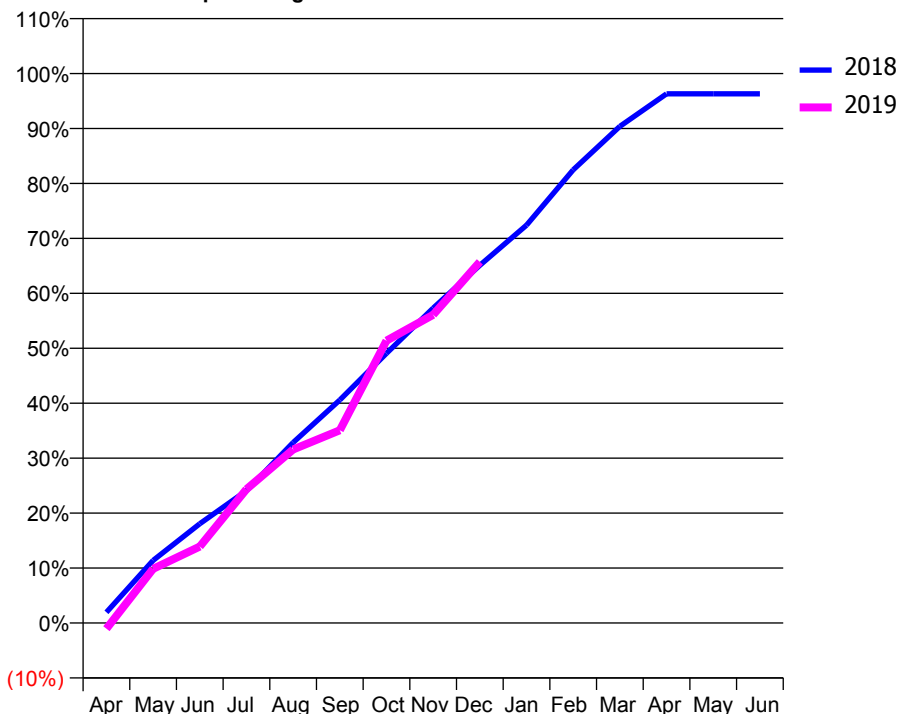
ACCESS*

Patients seen in 24 months	Total	Change since previous quarter
Quarter ending December 2017	2,728	
Quarter ending March 2018	2,732	→
Quarter ending June 2018	2,697	↓
Quarter ending September 2018	2,667	↓
Quarter ending December 2018	2,644	→
Variance since December 2017	(3.1%)	↓



ACTIVITY

Cumulative percentage of contracted UDA delivered 2018 & 2019



Month	Adjusted Scheduled Activity (UDA)	
	2018	2019
April	174	-96
May	1,021	883
June	1,618	1,247
July	2,157	2,180
August	2,942	2,828
September	3,634	3,141
October	4,396	4,602
November	5,132	5,022
December	5,828	5,884
January	6,483	
February	7,385	
March	8,092	
April	8,624	
May	8,624	
June	8,624	

QUALITY

	Quantity	Base Number	Contract	AT	Region	England
% of FP17s for the same patient ID Re-attending within 3 months - Children	46	475	9.7%	9.9%	12.3%	11.8%
% of FP17s for the same patient ID Re-attending within 3 months - Adults	289	2,368	12.2%	14.0%	15.8%	15.6%
% of FP17s for the same patient ID Re-attending between 3 & 9 months - Children	310	475	65.3%	57.3%	60.1%	58.8%
% of FP17s for the same patient ID Re-attending between 3 & 9 months - Adults	1,667	2,368	70.4%	52.7%	53.3%	51.0%
% of FP17s for Band 1 Urgent Courses	111	2,645	4.2%	8.1%	9.0%	9.0%
% of FP17s Relating to Free Repair or Replacements	6	2,645	0.2%	1.1%	1.0%	0.8%
% of FP17s Relating to Continuations	34	2,645	1.3%	1.2%	1.0%	0.9%
% of Patients satisfied with the dentistry they have received	0	0	N/A	94.7%	93.8%	93.2%
% of Patients satisfied with the time they had to wait for an appointment	0	0	N/A	91.5%	89.4%	88.3%

* This is based on patients treated on this contract for their most recent course of treatment. Figures in italics indicate the base number of FP17s or Patient Questionnaire responses are less than 100. N/A is shown where the base number of responses is less than 10 during the period. % is calculated as Quantity/Base number*100

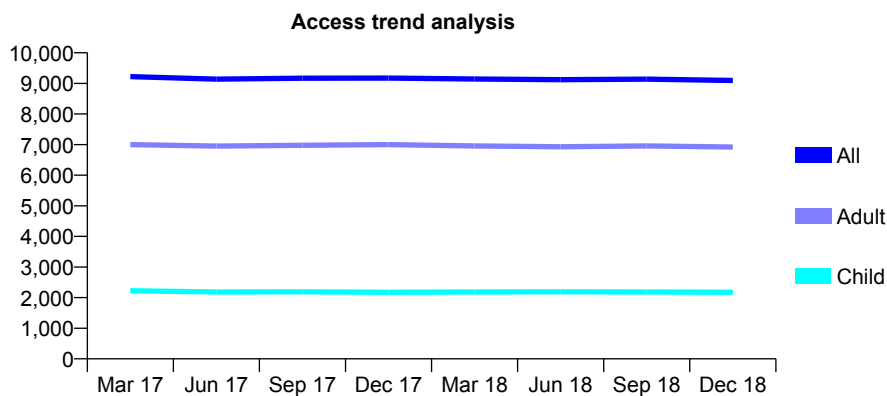
Q49 - Vital Signs At a Glance Contract Report for 219576/0001 - December 2018

Name or company name	MR DJ WHITE
Contract type name	GDS Contract
Purpose of contract	General and Orthodontic
Contract start date	01/04/2006
Contract end date	

18/19 Contracted general activity (UDA)	28,704
Carry forward general activity (UDA)	0
18/19 Contracted orthodontic activity (UOA)	100
Carry forward orthodontic activity (UOA)	0
Baseline contract value	£770,797.85

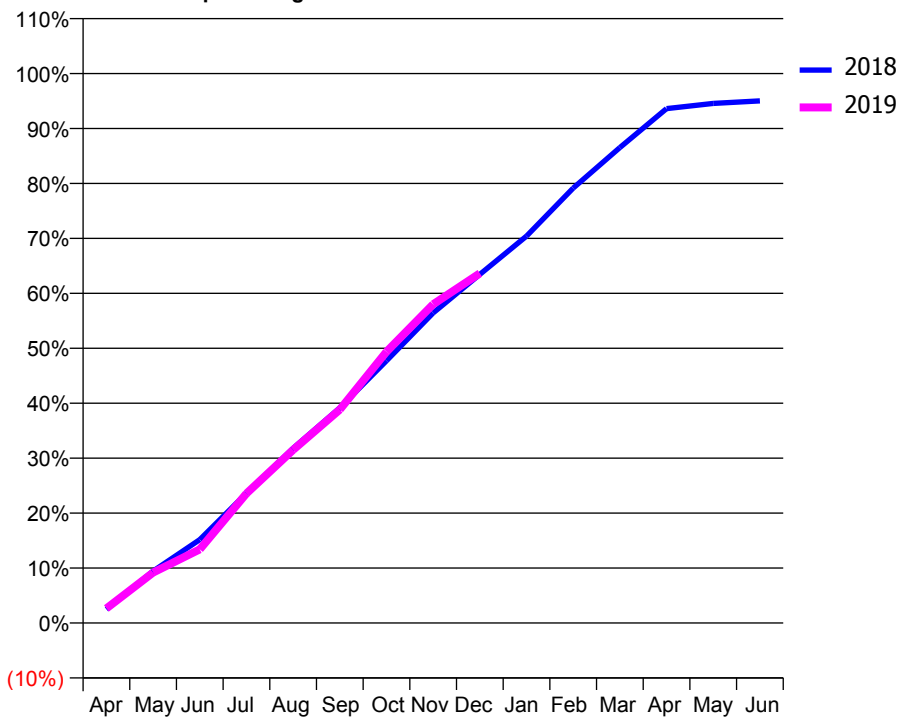
ACCESS*

Patients seen in 24 months	Total	Change since previous quarter
Quarter ending December 2017	9,174	
Quarter ending March 2018	9,143	→
Quarter ending June 2018	9,122	→
Quarter ending September 2018	9,141	→
Quarter ending December 2018	9,096	→
Variance since December 2017	(0.9%)	→



ACTIVITY

Cumulative percentage of contracted UDA delivered 2018 & 2019



Month	Adjusted Scheduled Activity (UDA)	
	2018	2019
April	735	763
May	2,789	2,637
June	4,480	3,846
July	6,968	6,769
August	9,379	9,048
September	11,554	11,151
October	14,078	14,171
November	16,651	16,651
December	18,720	18,268
January	20,775	
February	23,350	
March	25,526	
April	27,616	
May	27,898	
June	28,035	

QUALITY

	Quantity	Base Number	Contract	AT	Region	England
% of FP17s for the same patient ID Re-attending within 3 months - Children	270	2,278	11.9%	9.9%	12.3%	11.8%
% of FP17s for the same patient ID Re-attending within 3 months - Adults	1,496	7,382	20.3%	14.0%	15.8%	15.6%
% of FP17s for the same patient ID Re-attending between 3 & 9 months - Children	994	2,278	43.6%	57.3%	60.1%	58.8%
% of FP17s for the same patient ID Re-attending between 3 & 9 months - Adults	3,325	7,382	45.0%	52.7%	53.3%	51.0%
% of FP17s for Band 1 Urgent Courses	1,210	8,590	14.1%	8.1%	9.0%	9.0%
% of FP17s Relating to Free Repair or Replacements	221	8,590	2.6%	1.1%	1.0%	0.8%
% of FP17s Relating to Continuations	134	8,590	1.6%	1.2%	1.0%	0.9%
% of Patients satisfied with the dentistry they have received	5	5	N/A	94.7%	93.8%	93.2%
% of Patients satisfied with the time they had to wait for an appointment	5	5	N/A	91.5%	89.4%	88.3%

* This is based on patients treated on this contract for their most recent course of treatment. Figures in italics indicate the base number of FP17s or Patient Questionnaire responses are less than 100. N/A is shown where the base number of responses is less than 10 during the period. % is calculated as Quantity/Base number*100

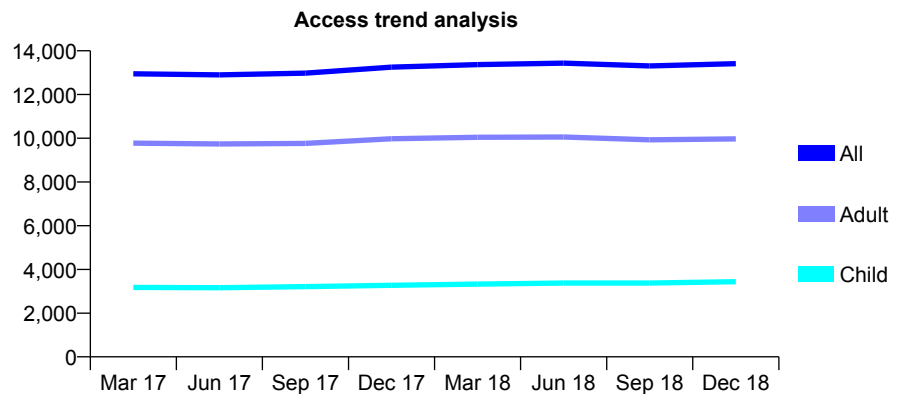
Q49 - Vital Signs At a Glance Contract Report for 220639/0001 - December 2018

Name or company name	MR PG KILKER
Contract type name	GDS Contract
Purpose of contract	General and Orthodontic
Contract start date	01/04/2006
Contract end date	

18/19 Contracted general activity (UDA)	32,937
Carry forward general activity (UDA)	-394
18/19 Contracted orthodontic activity (UOA)	0
Carry forward orthodontic activity (UOA)	0
Baseline contract value	£911,294.20

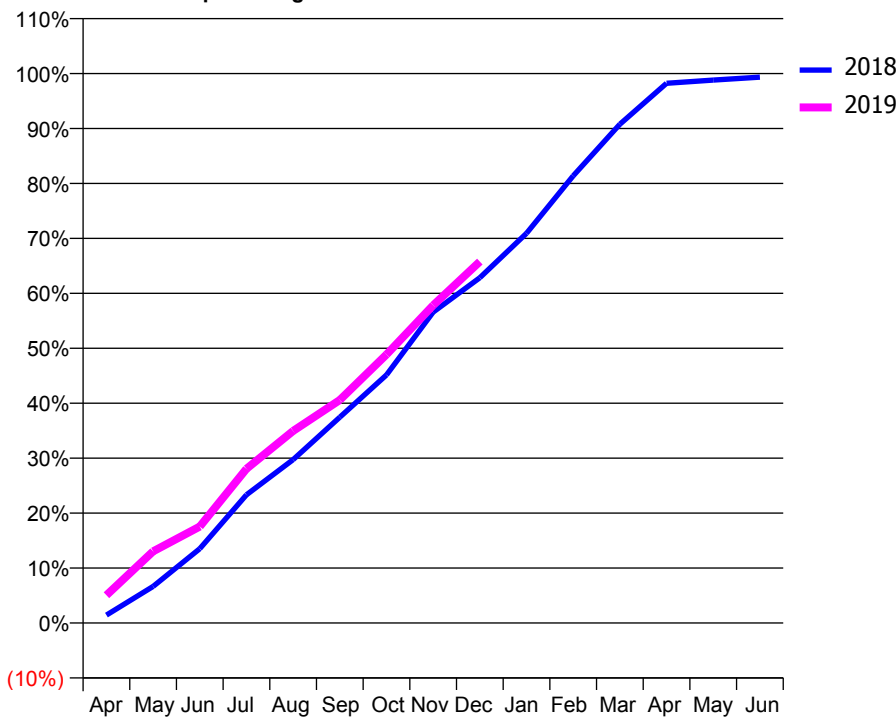
ACCESS*

Patients seen in 24 months	Total	Change since previous quarter
Quarter ending December 2017	13,250	
Quarter ending March 2018	13,371	→
Quarter ending June 2018	13,434	→
Quarter ending September 2018	13,305	→
Quarter ending December 2018	13,409	→
Variance since December 2017	1.2%	→



ACTIVITY

Cumulative percentage of contracted UDA delivered 2018 & 2019



Month	Adjusted Scheduled Activity (UDA)	
	2018	2019
April	477	1,665
May	2,193	4,296
June	4,456	5,783
July	7,683	9,246
August	9,795	11,511
September	12,341	13,369
October	14,869	16,092
November	18,633	19,040
December	20,698	21,667
January	23,357	
February	26,802	
March	29,896	
April	32,353	
May	32,541	
June	32,716	

QUALITY

	Quantity	Base Number	Contract	AT	Region	England
% of FP17s for the same patient ID Re-attending within 3 months - Children	200	2,932	6.8%	9.9%	12.3%	11.8%
% of FP17s for the same patient ID Re-attending within 3 months - Adults	1,126	7,864	14.3%	14.0%	15.8%	15.6%
% of FP17s for the same patient ID Re-attending between 3 & 9 months - Children	1,125	2,932	38.4%	57.3%	60.1%	58.8%
% of FP17s for the same patient ID Re-attending between 3 & 9 months - Adults	2,988	7,864	38.0%	52.7%	53.3%	51.0%
% of FP17s for Band 1 Urgent Courses	994	9,435	10.5%	8.1%	9.0%	9.0%
% of FP17s Relating to Free Repair or Replacements	147	9,435	1.6%	1.1%	1.0%	0.8%
% of FP17s Relating to Continuations	55	9,435	0.6%	1.2%	1.0%	0.9%
% of Patients satisfied with the dentistry they have received	4	5	N/A	94.7%	93.8%	93.2%
% of Patients satisfied with the time they had to wait for an appointment	5	5	N/A	91.5%	89.4%	88.3%

* This is based on patients treated on this contract for their most recent course of treatment. Figures in italics indicate the base number of FP17s or Patient Questionnaire responses are less than 100. N/A is shown where the base number of responses is less than 10 during the period. % is calculated as Quantity/Base number*100

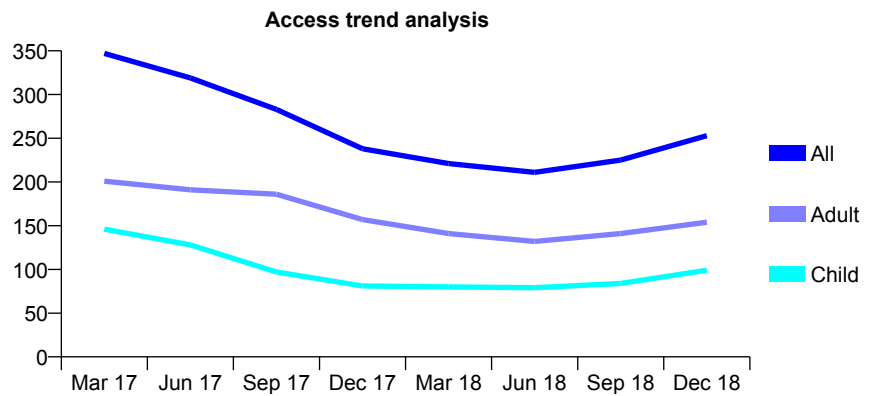
Q49 - Vital Signs At a Glance Contract Report for 224499/0001 - December 2018

Name or company name	MR DS ROW
Contract type name	GDS Contract
Purpose of contract	General
Contract start date	01/04/2006
Contract end date	

18/19 Contracted general activity (UDA)	1,218
Carry forward general activity (UDA)	0
18/19 Contracted orthodontic activity (UOA)	0
Carry forward orthodontic activity (UOA)	0
Baseline contract value	£29,085.83

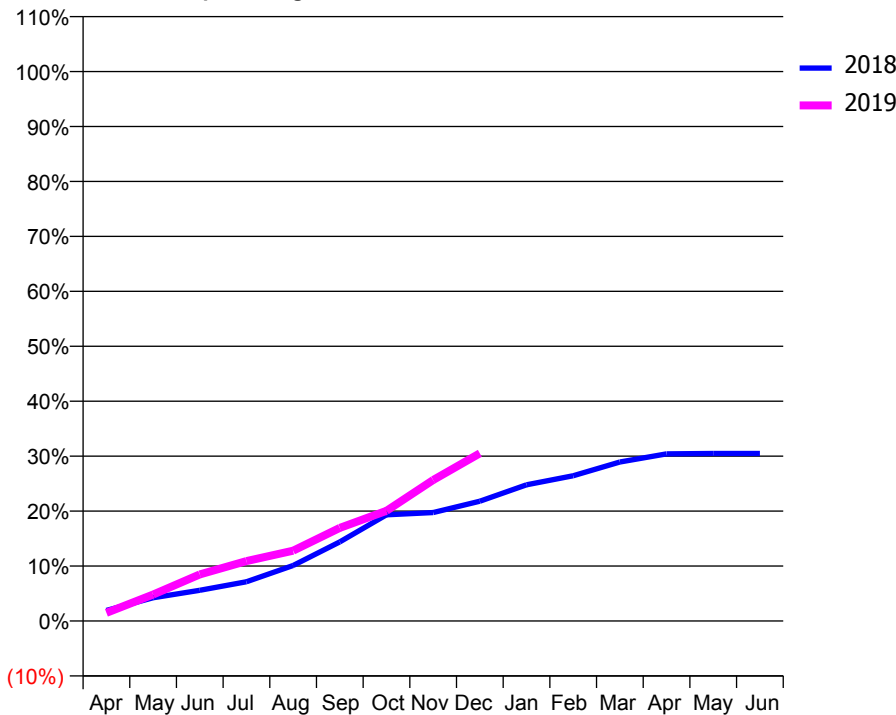
ACCESS*

Patients seen in 24 months	Total	Change since previous quarter
Quarter ending December 2017	238	
Quarter ending March 2018	221	↓
Quarter ending June 2018	211	↓
Quarter ending September 2018	225	↑
Quarter ending December 2018	253	↑
Variance since December 2017	6.3%	↑



ACTIVITY

Cumulative percentage of contracted UDA delivered 2018 & 2019



Month	Adjusted Scheduled Activity (UDA)	
	2018	2019
April	23	18
May	52	59
June	68	103
July	87	133
August	123	156
September	175	207
October	235	244
November	240	313
December	266	372
January	302	
February	322	
March	352	
April	370	
May	371	
June	371	

QUALITY

	Quantity	Base Number	Contract	AT	Region	England
% of FP17s for the same patient ID Re-attending within 3 months - Children	6	113	5.3%	9.9%	12.3%	11.8%
% of FP17s for the same patient ID Re-attending within 3 months - Adults	9	141	6.4%	14.0%	15.8%	15.6%
% of FP17s for the same patient ID Re-attending between 3 & 9 months - Children	33	113	29.2%	57.3%	60.1%	58.8%
% of FP17s for the same patient ID Re-attending between 3 & 9 months - Adults	61	141	43.3%	52.7%	53.3%	51.0%
% of FP17s for Band 1 Urgent Courses	19	234	8.1%	8.1%	9.0%	9.0%
% of FP17s Relating to Free Repair or Replacements	0	234	0.0%	1.1%	1.0%	0.8%
% of FP17s Relating to Continuations	0	234	0.0%	1.2%	1.0%	0.9%
% of Patients satisfied with the dentistry they have received	0	0	N/A	94.7%	93.8%	93.2%
% of Patients satisfied with the time they had to wait for an appointment	0	0	N/A	91.5%	89.4%	88.3%

* This is based on patients treated on this contract for their most recent course of treatment. Figures in italics indicate the base number of FP17s or Patient Questionnaire responses are less than 100. N/A is shown where the base number of responses is less than 10 during the period. % is calculated as Quantity/Base number*100

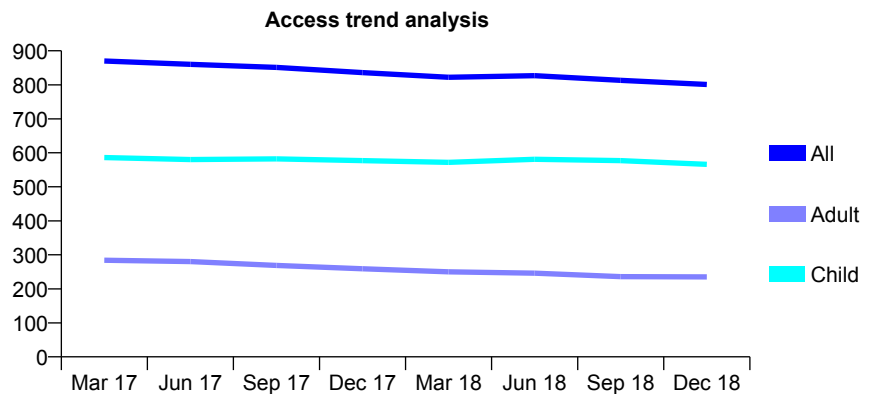
Q49 - Vital Signs At a Glance Contract Report for 229261/0001 - December 2018

Name or company name	MR JH SIMPSON
Contract type name	GDS Contract
Purpose of contract	General
Contract start date	01/04/2006
Contract end date	

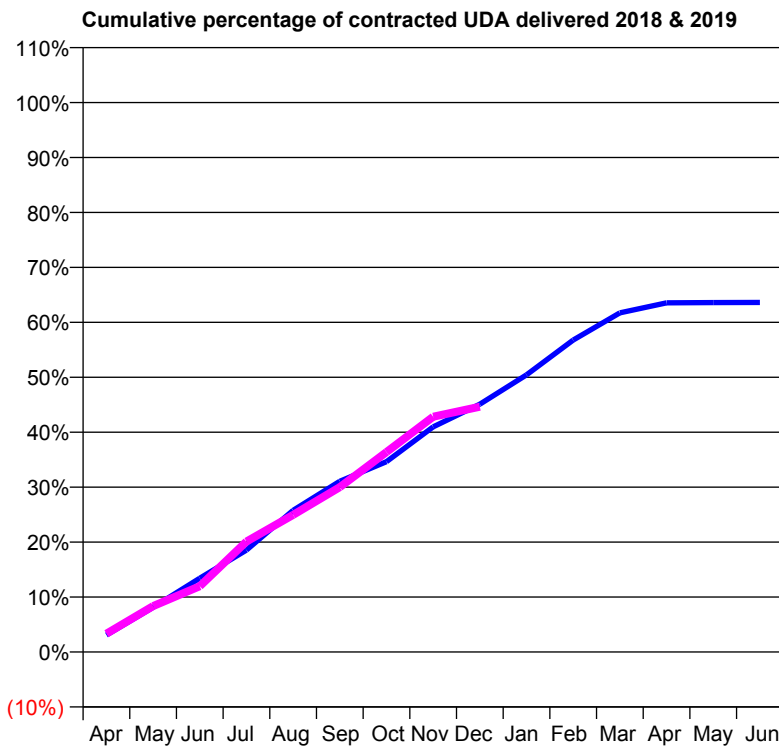
18/19 Contracted general activity (UDA)	3,017
Carry forward general activity (UDA)	0
18/19 Contracted orthodontic activity (UOA)	0
Carry forward orthodontic activity (UOA)	0
Baseline contract value	£70,986.86

ACCESS*

Patients seen in 24 months	Total	Change since previous quarter
Quarter ending December 2017	836	
Quarter ending March 2018	822	↓
Quarter ending June 2018	827	→
Quarter ending September 2018	813	↓
Quarter ending December 2018	801	↓
Variance since December 2017	(4.2%)	↓



ACTIVITY



Month	Adjusted Scheduled Activity (UDA)	
	2018	2019
April	93	100
May	246	252
June	405	361
July	560	606
August	778	753
September	938	906
October	1,045	1,098
November	1,236	1,292
December	1,361	1,346
January	1,522	
February	1,713	
March	1,862	
April	1,917	
May	1,918	
June	1,919	

QUALITY

	Quantity	Base Number	Contract	AT	Region	England
% of FP17s for the same patient ID Re-attending within 3 months - Children	148	861	17.2%	9.9%	12.3%	11.8%
% of FP17s for the same patient ID Re-attending within 3 months - Adults	27	183	14.8%	14.0%	15.8%	15.6%
% of FP17s for the same patient ID Re-attending between 3 & 9 months - Children	564	861	65.5%	57.3%	60.1%	58.8%
% of FP17s for the same patient ID Re-attending between 3 & 9 months - Adults	121	183	66.1%	52.7%	53.3%	51.0%
% of FP17s for Band 1 Urgent Courses	27	997	2.7%	8.1%	9.0%	9.0%
% of FP17s Relating to Free Repair or Replacements	0	997	0.0%	1.1%	1.0%	0.8%
% of FP17s Relating to Continuations	0	997	0.0%	1.2%	1.0%	0.9%
% of Patients satisfied with the dentistry they have received	1	1	N/A	94.7%	93.8%	93.2%
% of Patients satisfied with the time they had to wait for an appointment	1	1	N/A	91.5%	89.4%	88.3%

* This is based on patients treated on this contract for their most recent course of treatment. Figures in italics indicate the base number of FP17s or Patient Questionnaire responses are less than 100. N/A is shown where the base number of responses is less than 10 during the period. % is calculated as Quantity/Base number*100

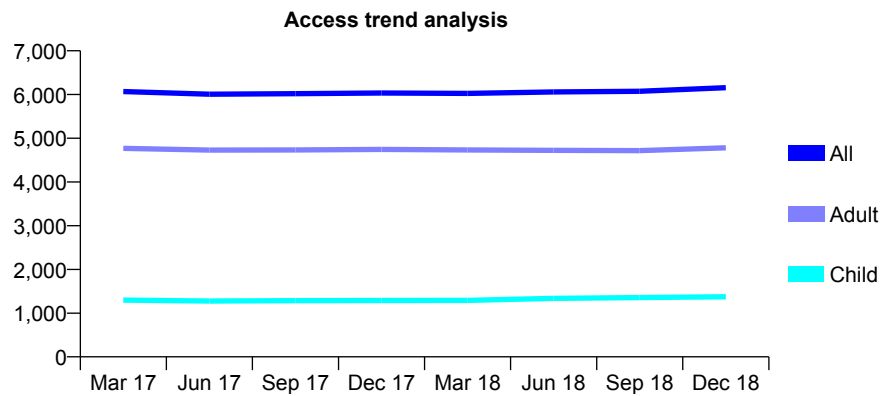
Q49 - Vital Signs At a Glance Contract Report for 230618/0001 - December 2018

Name or company name	MR AP BROUGHTON
Contract type name	GDS Contract
Purpose of contract	General
Contract start date	01/04/2006
Contract end date	

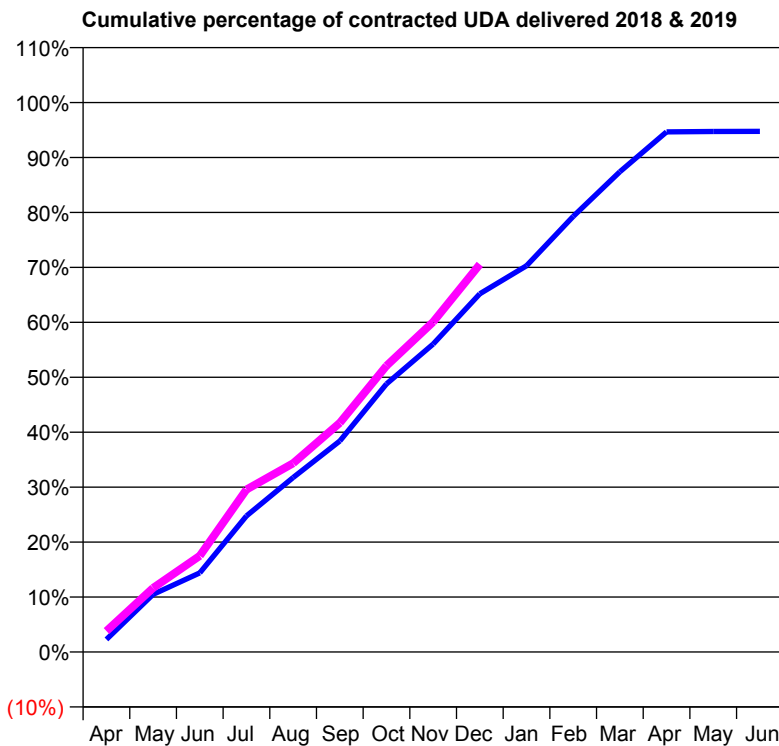
18/19 Contracted general activity (UDA)	20,660
Carry forward general activity (UDA)	0
18/19 Contracted orthodontic activity (UOA)	0
Carry forward orthodontic activity (UOA)	0
Baseline contract value	£556,350.67

ACCESS*

Patients seen in 24 months	Total	Change since previous quarter
Quarter ending December 2017	6,035	
Quarter ending March 2018	6,025	→
Quarter ending June 2018	6,058	→
Quarter ending September 2018	6,075	→
Quarter ending December 2018	6,156	→
Variance since December 2017	2.0%	↑



ACTIVITY



Month	Adjusted Scheduled Activity (UDA)	
	2018	2019
April	472	791
May	2,169	2,407
June	2,975	3,616
July	5,115	6,110
August	6,560	7,096
September	7,932	8,616
October	10,080	10,760
November	11,580	12,412
December	13,471	14,576
January	14,519	
February	16,375	
March	18,058	
April	19,557	
May	19,572	
June	19,573	

QUALITY

	Quantity	Base Number	Contract	AT	Region	England
% of FP17s for the same patient ID Re-attending within 3 months - Children	112	1,759	6.4%	9.9%	12.3%	11.8%
% of FP17s for the same patient ID Re-attending within 3 months - Adults	959	6,354	15.1%	14.0%	15.8%	15.6%
% of FP17s for the same patient ID Re-attending between 3 & 9 months - Children	1,193	1,759	67.8%	57.3%	60.1%	58.8%
% of FP17s for the same patient ID Re-attending between 3 & 9 months - Adults	4,135	6,354	65.1%	52.7%	53.3%	51.0%
% of FP17s for Band 1 Urgent Courses	512	7,531	6.8%	8.1%	9.0%	9.0%
% of FP17s Relating to Free Repair or Replacements	46	7,531	0.6%	1.1%	1.0%	0.8%
% of FP17s Relating to Continuations	85	7,531	1.1%	1.2%	1.0%	0.9%
% of Patients satisfied with the dentistry they have received	5	5	N/A	94.7%	93.8%	93.2%
% of Patients satisfied with the time they had to wait for an appointment	5	5	N/A	91.5%	89.4%	88.3%

* This is based on patients treated on this contract for their most recent course of treatment. Figures in italics indicate the base number of FP17s or Patient Questionnaire responses are less than 100. N/A is shown where the base number of responses is less than 10 during the period. % is calculated as Quantity/Base number*100

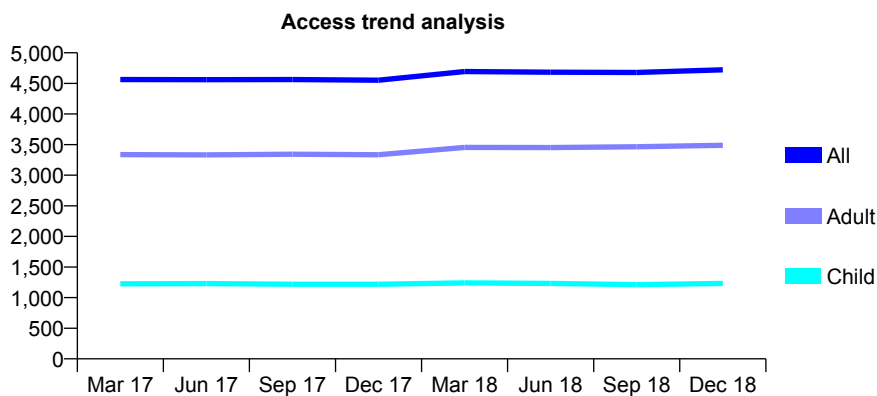
Q49 - Vital Signs At a Glance Contract Report for 232750/0002 - December 2018

Name or company name	MR PE RIDGWAY
Contract type name	GDS Contract
Purpose of contract	General
Contract start date	01/09/2011
Contract end date	

18/19 Contracted general activity (UDA)	16,513
Carry forward general activity (UDA)	0
18/19 Contracted orthodontic activity (UOA)	0
Carry forward orthodontic activity (UOA)	0
Baseline contract value	£439,220.60

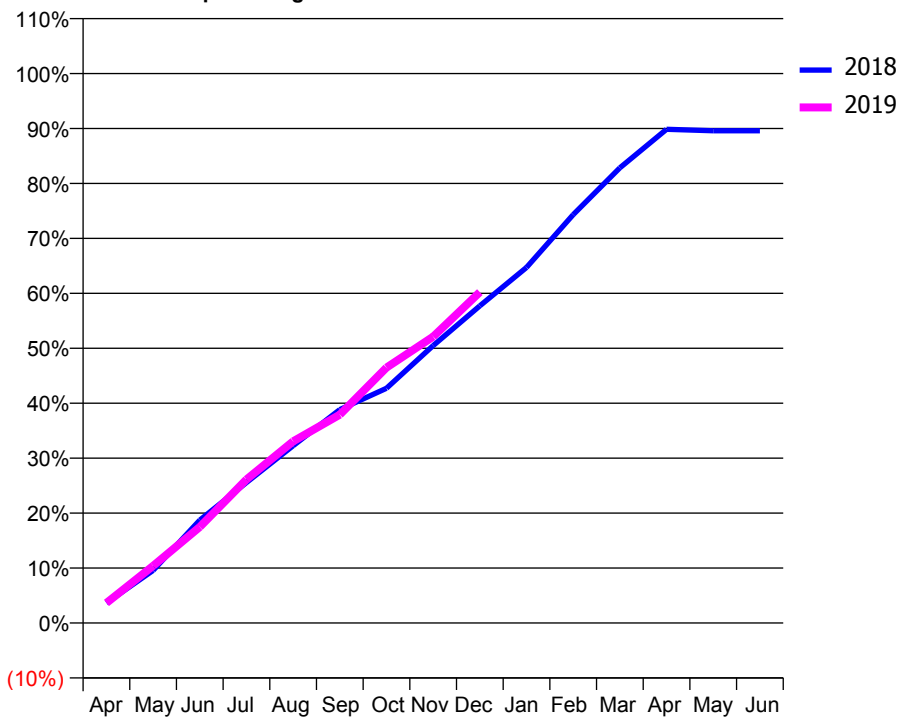
ACCESS*

Patients seen in 24 months	Total	Change since previous quarter
Quarter ending December 2017	4,553	
Quarter ending March 2018	4,694	↑
Quarter ending June 2018	4,683	→
Quarter ending September 2018	4,678	→
Quarter ending December 2018	4,722	→
Variance since December 2017	3.7%	↑



ACTIVITY

Cumulative percentage of contracted UDA delivered 2018 & 2019



Month	Adjusted Scheduled Activity (UDA)	
	2018	2019
April	605	603
May	1,581	1,719
June	3,091	2,888
July	4,221	4,313
August	5,328	5,460
September	6,415	6,262
October	7,054	7,677
November	8,337	8,607
December	9,530	9,943
January	10,687	
February	12,273	
March	13,679	
April	14,837	
May	14,791	
June	14,792	

QUALITY

	Quantity	Base Number	Contract	AT	Region	England
% of FP17s for the same patient ID Re-attending within 3 months - Children	105	1,097	9.6%	9.9%	12.3%	11.8%
% of FP17s for the same patient ID Re-attending within 3 months - Adults	570	3,324	17.1%	14.0%	15.8%	15.6%
% of FP17s for the same patient ID Re-attending between 3 & 9 months - Children	479	1,097	43.7%	57.3%	60.1%	58.8%
% of FP17s for the same patient ID Re-attending between 3 & 9 months - Adults	1,543	3,324	46.4%	52.7%	53.3%	51.0%
% of FP17s for Band 1 Urgent Courses	283	4,087	6.9%	8.1%	9.0%	9.0%
% of FP17s Relating to Free Repair or Replacements	126	4,087	3.1%	1.1%	1.0%	0.8%
% of FP17s Relating to Continuations	35	4,087	0.9%	1.2%	1.0%	0.9%
% of Patients satisfied with the dentistry they have received	4	4	N/A	94.7%	93.8%	93.2%
% of Patients satisfied with the time they had to wait for an appointment	4	4	N/A	91.5%	89.4%	88.3%

* This is based on patients treated on this contract for their most recent course of treatment. Figures in italics indicate the base number of FP17s or Patient Questionnaire responses are less than 100. N/A is shown where the base number of responses is less than 10 during the period. % is calculated as Quantity/Base number*100

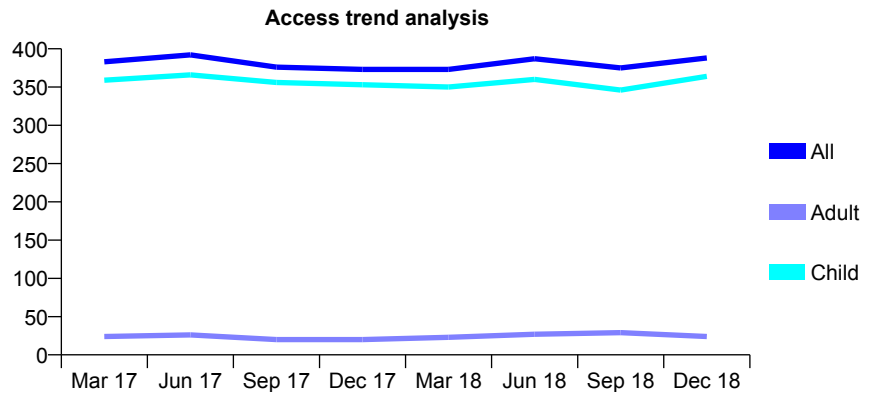
Q49 - Vital Signs At a Glance Contract Report for 233099/0001 - December 2018

Name or company name	MR AW LEYS
Contract type name	GDS Contract
Purpose of contract	General
Contract start date	01/04/2006
Contract end date	

18/19 Contracted general activity (UDA)	1,034
Carry forward general activity (UDA)	0
18/19 Contracted orthodontic activity (UOA)	0
Carry forward orthodontic activity (UOA)	0
Baseline contract value	£24,382.62

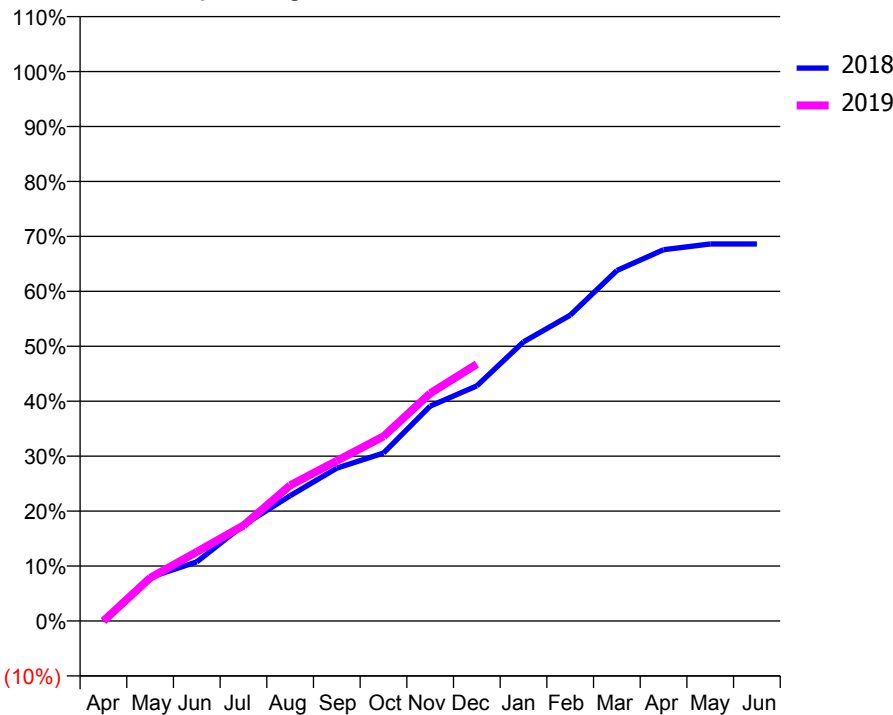
ACCESS*

Patients seen in 24 months	Total	Change since previous quarter
Quarter ending December 2017	373	
Quarter ending March 2018	373	→
Quarter ending June 2018	387	↑
Quarter ending September 2018	375	↓
Quarter ending December 2018	388	↑
Variance since December 2017	4.0%	↑



ACTIVITY

Cumulative percentage of contracted UDA delivered 2018 & 2019



Month	Adjusted Scheduled Activity (UDA)	
	2018	2019
April	0	0
May	82	81
June	111	130
July	181	180
August	236	255
September	288	301
October	316	347
November	404	428
December	442	483
January	525	
February	576	
March	660	
April	699	
May	710	
June	710	

QUALITY

	Quantity	Base Number	Contract	AT	Region	England
% of FP17s for the same patient ID Re-attending within 3 months - Children	44	421	10.5%	9.9%	12.3%	11.8%
% of FP17s for the same patient ID Re-attending within 3 months - Adults	0	0	N/A	14.0%	15.8%	15.6%
% of FP17s for the same patient ID Re-attending between 3 & 9 months - Children	234	421	55.6%	57.3%	60.1%	58.8%
% of FP17s for the same patient ID Re-attending between 3 & 9 months - Adults	0	0	N/A	52.7%	53.3%	51.0%
% of FP17s for Band 1 Urgent Courses	8	385	2.1%	8.1%	9.0%	9.0%
% of FP17s Relating to Free Repair or Replacements	1	385	0.3%	1.1%	1.0%	0.8%
% of FP17s Relating to Continuations	0	385	0.0%	1.2%	1.0%	0.9%
% of Patients satisfied with the dentistry they have received	0	0	N/A	94.7%	93.8%	93.2%
% of Patients satisfied with the time they had to wait for an appointment	0	0	N/A	91.5%	89.4%	88.3%

* This is based on patients treated on this contract for their most recent course of treatment. Figures in italics indicate the base number of FP17s or Patient Questionnaire responses are less than 100. N/A is shown where the base number of responses is less than 10 during the period. % is calculated as Quantity/Base number*100

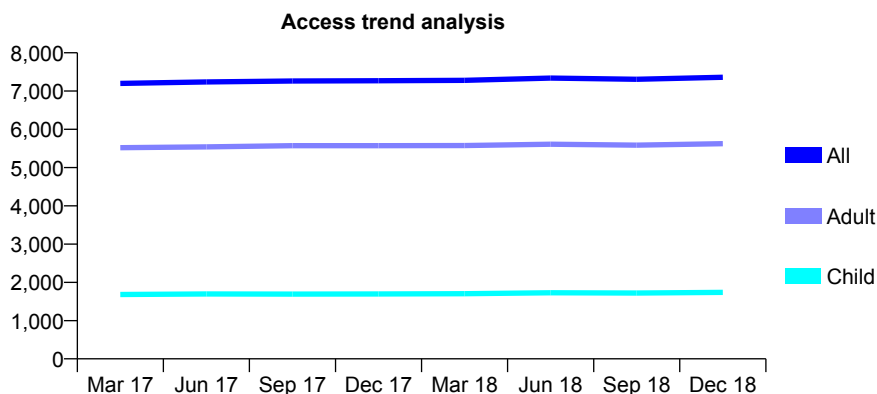
Q49 - Vital Signs At a Glance Contract Report for 235296/0001 - December 2018

Name or company name	MR RK SAJJANHAR
Contract type name	GDS Contract
Purpose of contract	General
Contract start date	01/04/2006
Contract end date	

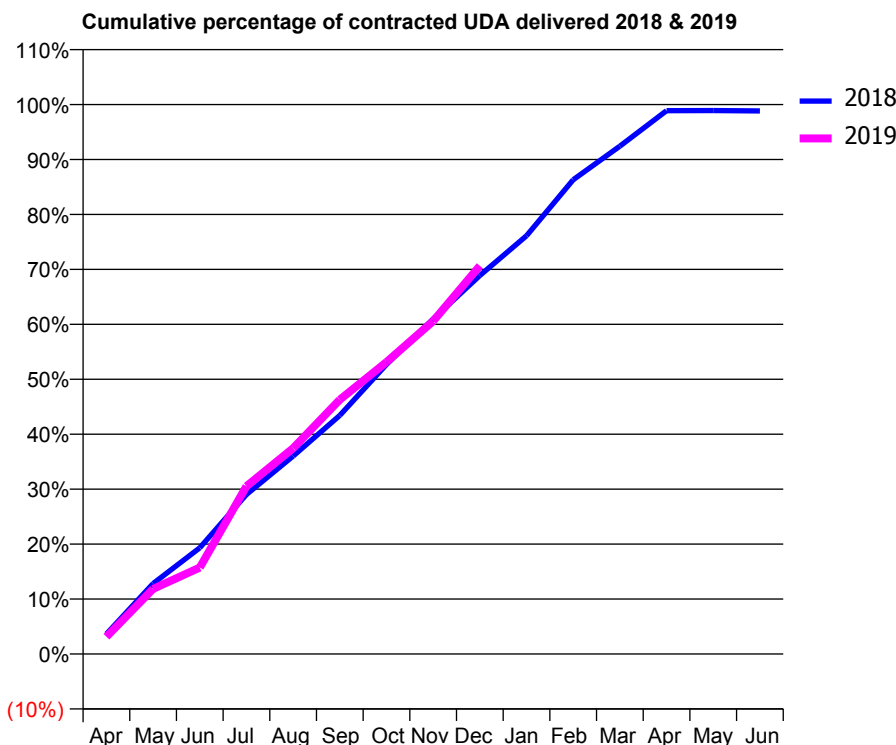
18/19 Contracted general activity (UDA)	21,582
Carry forward general activity (UDA)	251
18/19 Contracted orthodontic activity (UOA)	0
Carry forward orthodontic activity (UOA)	0
Baseline contract value	£678,347.24

ACCESS*

Patients seen in 24 months	Total	Change since previous quarter
Quarter ending December 2017	7,268	
Quarter ending March 2018	7,279	→
Quarter ending June 2018	7,339	→
Quarter ending September 2018	7,309	→
Quarter ending December 2018	7,361	→
Variance since December 2017	1.3%	→



ACTIVITY



Month	Adjusted Scheduled Activity (UDA)	
	2018	2019
April	788	677
May	2,765	2,558
June	4,169	3,399
July	6,264	6,593
August	7,775	8,085
September	9,371	9,990
October	11,374	11,468
November	13,160	13,075
December	14,867	15,247
January	16,427	
February	18,626	
March	19,946	
April	21,340	
May	21,343	
June	21,331	

QUALITY

	Quantity	Base Number	Contract	AT	Region	England
% of FP17s for the same patient ID Re-attending within 3 months - Children	101	2,037	5.0%	9.9%	12.3%	11.8%
% of FP17s for the same patient ID Re-attending within 3 months - Adults	864	6,186	14.0%	14.0%	15.8%	15.6%
% of FP17s for the same patient ID Re-attending between 3 & 9 months - Children	1,392	2,037	68.3%	57.3%	60.1%	58.8%
% of FP17s for the same patient ID Re-attending between 3 & 9 months - Adults	3,611	6,186	58.4%	52.7%	53.3%	51.0%
% of FP17s for Band 1 Urgent Courses	477	7,614	6.3%	8.1%	9.0%	9.0%
% of FP17s Relating to Free Repair or Replacements	172	7,614	2.3%	1.1%	1.0%	0.8%
% of FP17s Relating to Continuations	45	7,614	0.6%	1.2%	1.0%	0.9%
% of Patients satisfied with the dentistry they have received	4	4	N/A	94.7%	93.8%	93.2%
% of Patients satisfied with the time they had to wait for an appointment	4	4	N/A	91.5%	89.4%	88.3%

* This is based on patients treated on this contract for their most recent course of treatment. Figures in italics indicate the base number of FP17s or Patient Questionnaire responses are less than 100. N/A is shown where the base number of responses is less than 10 during the period. % is calculated as Quantity/Base number*100

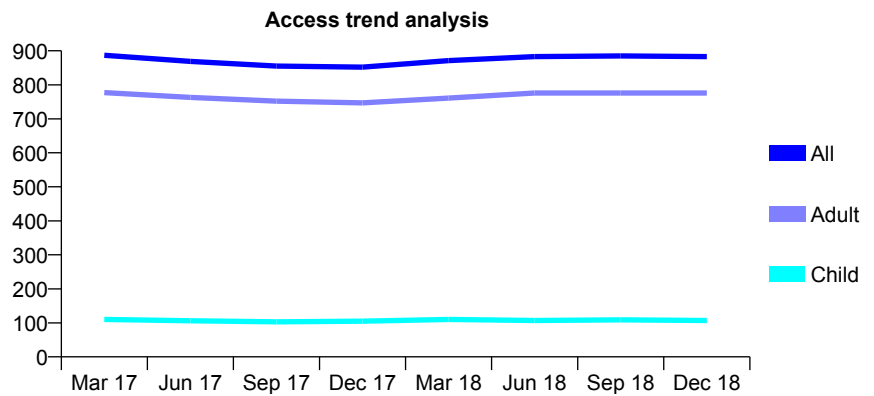
Q49 - Vital Signs At a Glance Contract Report for 237728/0001 - December 2018

Name or company name	MISS SL GOODMAN
Contract type name	GDS Contract
Purpose of contract	General
Contract start date	01/04/2006
Contract end date	

18/19 Contracted general activity (UDA)	2,425
Carry forward general activity (UDA)	-45
18/19 Contracted orthodontic activity (UOA)	0
Carry forward orthodontic activity (UOA)	0
Baseline contract value	£66,444.68

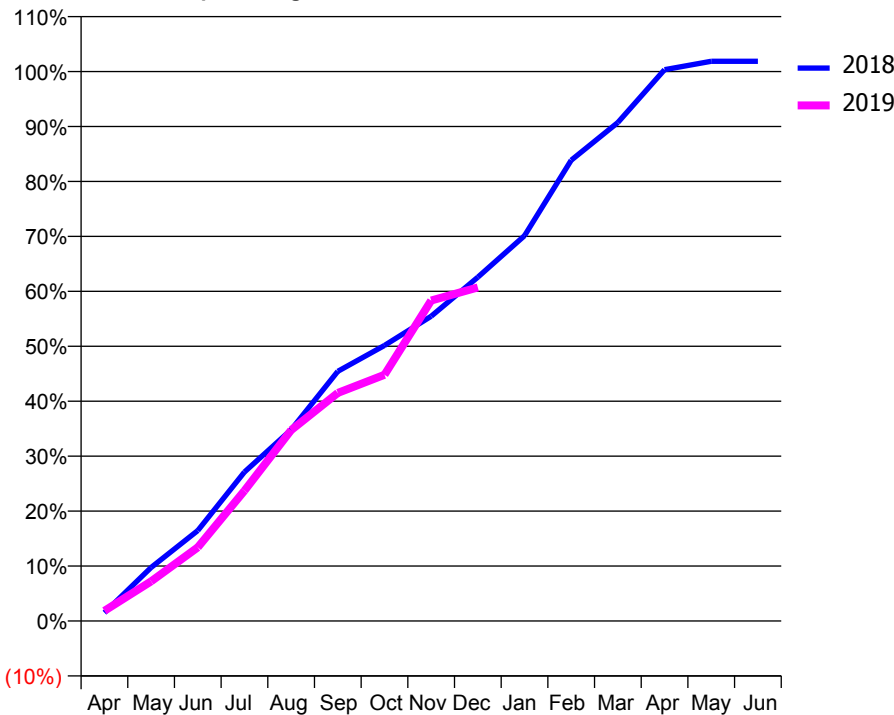
ACCESS*

Patients seen in 24 months	Total	Change since previous quarter
Quarter ending December 2017	852	
Quarter ending March 2018	871	↑
Quarter ending June 2018	883	→
Quarter ending September 2018	885	→
Quarter ending December 2018	883	→
Variance since December 2017	3.6%	↑



ACTIVITY

Cumulative percentage of contracted UDA delivered 2018 & 2019



Month	Adjusted Scheduled Activity (UDA)	
	2018	2019
April	37	45
May	236	175
June	399	325
July	657	575
August	844	842
September	1,102	1,007
October	1,216	1,087
November	1,345	1,415
December	1,517	1,472
January	1,700	
February	2,033	
March	2,200	
April	2,433	
May	2,470	
June	2,470	

QUALITY

	Quantity	Base Number	Contract	AT	Region	England
% of FP17s for the same patient ID Re-attending within 3 months - Children	9	102	8.8%	9.9%	12.3%	11.8%
% of FP17s for the same patient ID Re-attending within 3 months - Adults	64	650	9.8%	14.0%	15.8%	15.6%
% of FP17s for the same patient ID Re-attending between 3 & 9 months - Children	50	102	49.0%	57.3%	60.1%	58.8%
% of FP17s for the same patient ID Re-attending between 3 & 9 months - Adults	325	650	50.0%	52.7%	53.3%	51.0%
% of FP17s for Band 1 Urgent Courses	16	668	2.4%	8.1%	9.0%	9.0%
% of FP17s Relating to Free Repair or Replacements	10	668	1.5%	1.1%	1.0%	0.8%
% of FP17s Relating to Continuations	7	668	1.0%	1.2%	1.0%	0.9%
% of Patients satisfied with the dentistry they have received	2	2	N/A	94.7%	93.8%	93.2%
% of Patients satisfied with the time they had to wait for an appointment	2	2	N/A	91.5%	89.4%	88.3%

* This is based on patients treated on this contract for their most recent course of treatment. Figures in italics indicate the base number of FP17s or Patient Questionnaire responses are less than 100. N/A is shown where the base number of responses is less than 10 during the period. % is calculated as Quantity/Base number*100

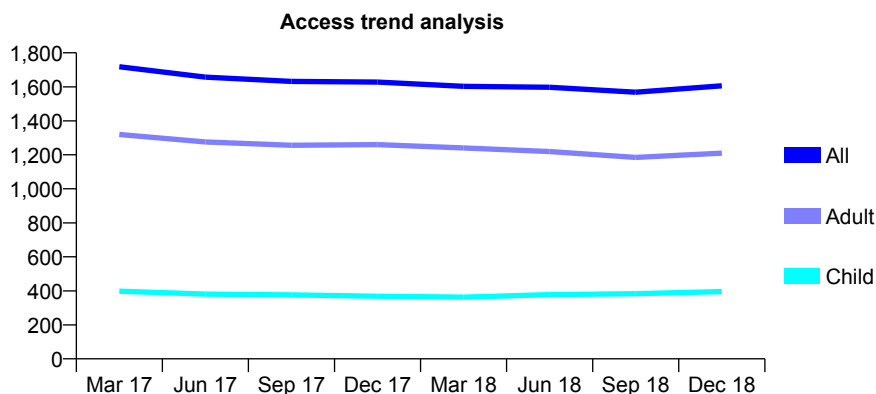
Q49 - Vital Signs At a Glance Contract Report for 243469/0002 - December 2018

Name or company name	MR PP NANA
Contract type name	GDS Contract
Purpose of contract	General
Contract start date	24/02/2014
Contract end date	

18/19 Contracted general activity (UDA)	7,000
Carry forward general activity (UDA)	0
18/19 Contracted orthodontic activity (UOA)	0
Carry forward orthodontic activity (UOA)	0
Baseline contract value	£202,809.61

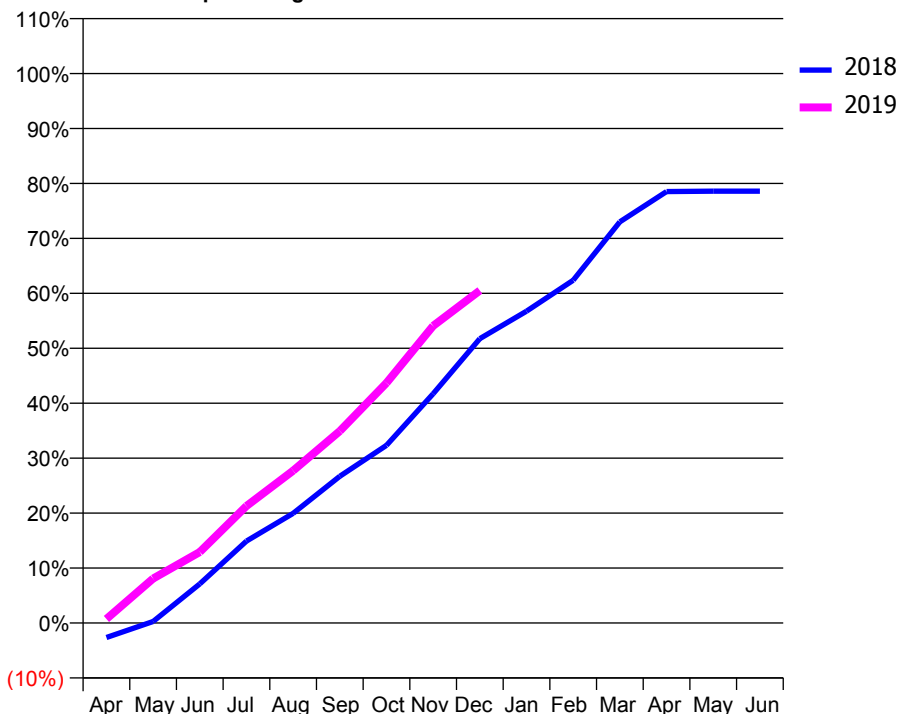
ACCESS*

Patients seen in 24 months	Total	Change since previous quarter
Quarter ending December 2017	1,628	
Quarter ending March 2018	1,603	↓
Quarter ending June 2018	1,597	→
Quarter ending September 2018	1,568	↓
Quarter ending December 2018	1,606	↑
Variance since December 2017	(1.4%)	↓



ACTIVITY

Cumulative percentage of contracted UDA delivered 2018 & 2019



Month	Adjusted Scheduled Activity (UDA)	
	2018	2019
April	-186	52
May	19	567
June	498	904
July	1,044	1,491
August	1,398	1,941
September	1,870	2,445
October	2,263	3,058
November	2,921	3,785
December	3,622	4,236
January	3,972	
February	4,367	
March	5,110	
April	5,496	
May	5,502	
June	5,502	

QUALITY

	Quantity	Base Number	Contract	AT	Region	England
% of FP17s for the same patient ID Re-attending within 3 months - Children	9	296	3.0%	9.9%	12.3%	11.8%
% of FP17s for the same patient ID Re-attending within 3 months - Adults	105	1,044	10.1%	14.0%	15.8%	15.6%
% of FP17s for the same patient ID Re-attending between 3 & 9 months - Children	130	296	43.9%	57.3%	60.1%	58.8%
% of FP17s for the same patient ID Re-attending between 3 & 9 months - Adults	544	1,044	52.1%	52.7%	53.3%	51.0%
% of FP17s for Band 1 Urgent Courses	0	1,236	0.0%	8.1%	9.0%	9.0%
% of FP17s Relating to Free Repair or Replacements	0	1,236	0.0%	1.1%	1.0%	0.8%
% of FP17s Relating to Continuations	38	1,236	3.1%	1.2%	1.0%	0.9%
% of Patients satisfied with the dentistry they have received	2	2	N/A	94.7%	93.8%	93.2%
% of Patients satisfied with the time they had to wait for an appointment	2	2	N/A	91.5%	89.4%	88.3%

* This is based on patients treated on this contract for their most recent course of treatment. Figures in italics indicate the base number of FP17s or Patient Questionnaire responses are less than 100. N/A is shown where the base number of responses is less than 10 during the period. % is calculated as Quantity/Base number*100

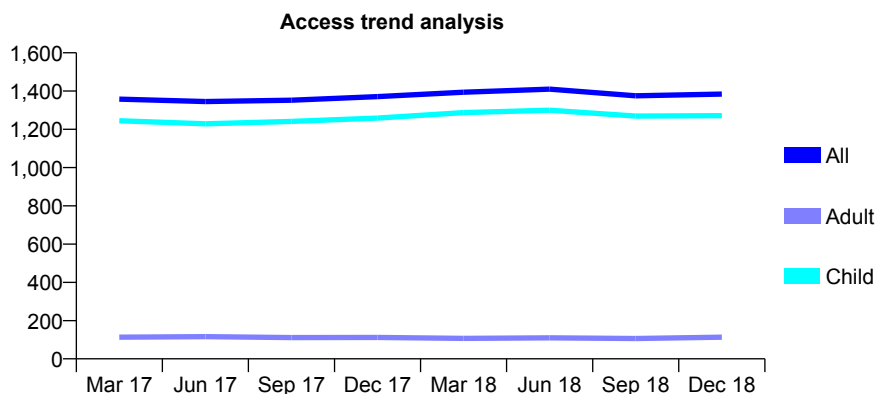
Q49 - Vital Signs At a Glance Contract Report for 245380/0001 - December 2018

Name or company name	MR JI SPEDDING
Contract type name	GDS Contract
Purpose of contract	General and Orthodontic
Contract start date	01/04/2006
Contract end date	

18/19 Contracted general activity (UDA)	3,500
Carry forward general activity (UDA)	0
18/19 Contracted orthodontic activity (UOA)	176
Carry forward orthodontic activity (UOA)	0
Baseline contract value	£89,505.41

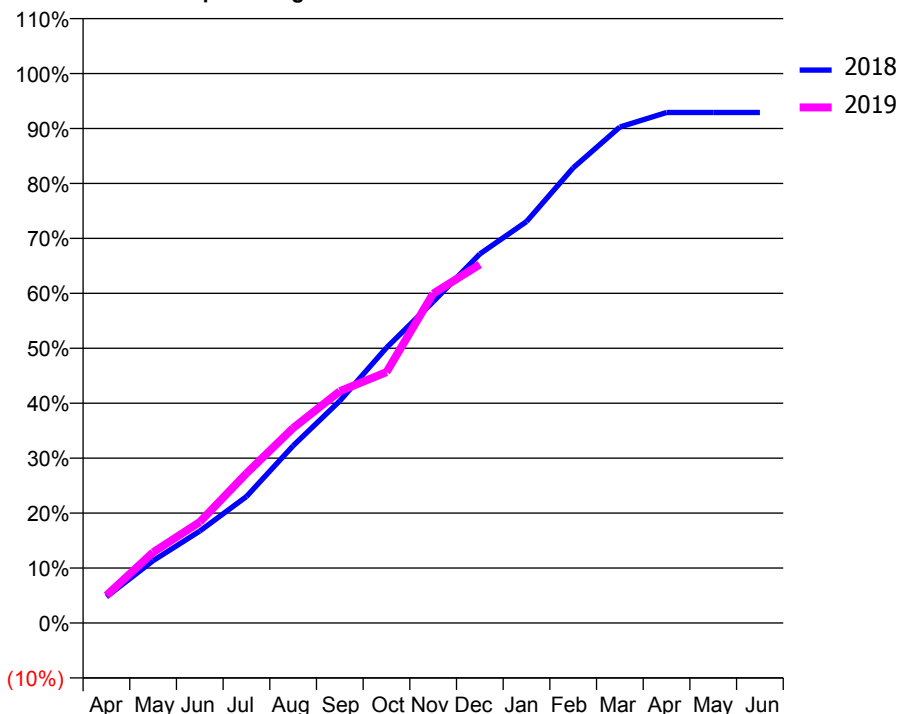
ACCESS*

Patients seen in 24 months	Total	Change since previous quarter
Quarter ending December 2017	1,371	
Quarter ending March 2018	1,394	→
Quarter ending June 2018	1,410	→
Quarter ending September 2018	1,375	↓
Quarter ending December 2018	1,384	→
Variance since December 2017	0.9%	→



ACTIVITY

Cumulative percentage of contracted UDA delivered 2018 & 2019



Month	Adjusted Scheduled Activity (UDA)	
	2018	2019
April	167	176
May	397	451
June	585	643
July	806	953
August	1,130	1,242
September	1,415	1,477
October	1,753	1,598
November	2,046	2,099
December	2,350	2,283
January	2,557	
February	2,899	
March	3,159	
April	3,252	
May	3,252	
June	3,252	

QUALITY

	Quantity	Base Number	Contract	AT	Region	England
% of FP17s for the same patient ID Re-attending within 3 months - Children	110	1,880	5.9%	9.9%	12.3%	11.8%
% of FP17s for the same patient ID Re-attending within 3 months - Adults	0	0	N/A	14.0%	15.8%	15.6%
% of FP17s for the same patient ID Re-attending between 3 & 9 months - Children	1,518	1,880	80.7%	57.3%	60.1%	58.8%
% of FP17s for the same patient ID Re-attending between 3 & 9 months - Adults	0	0	N/A	52.7%	53.3%	51.0%
% of FP17s for Band 1 Urgent Courses	42	1,773	2.4%	8.1%	9.0%	9.0%
% of FP17s Relating to Free Repair or Replacements	0	1,773	0.0%	1.1%	1.0%	0.8%
% of FP17s Relating to Continuations	3	1,773	0.2%	1.2%	1.0%	0.9%
% of Patients satisfied with the dentistry they have received	0	0	N/A	94.7%	93.8%	93.2%
% of Patients satisfied with the time they had to wait for an appointment	0	0	N/A	91.5%	89.4%	88.3%

* This is based on patients treated on this contract for their most recent course of treatment. Figures in italics indicate the base number of FP17s or Patient Questionnaire responses are less than 100. N/A is shown where the base number of responses is less than 10 during the period. % is calculated as Quantity/Base number*100

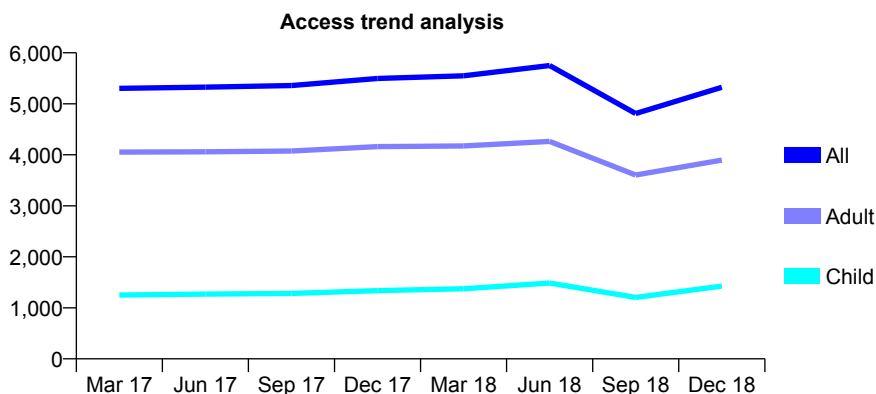
Q49 - Vital Signs At a Glance Contract Report for 275786/0005 - December 2018

Name or company name	MR MA QURAISHI
Contract type name	GDS Contract
Purpose of contract	General
Contract start date	01/11/2010
Contract end date	

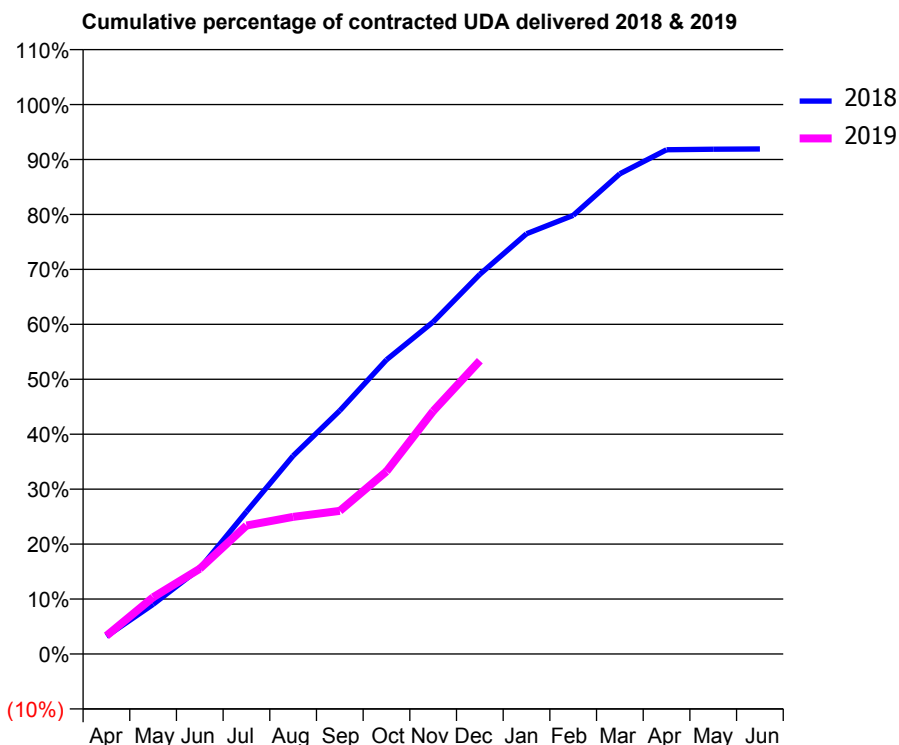
18/19 Contracted general activity (UDA)	21,309
Carry forward general activity (UDA)	0
18/19 Contracted orthodontic activity (UOA)	0
Carry forward orthodontic activity (UOA)	0
Baseline contract value	£488,293.82

ACCESS*

Patients seen in 24 months	Total	Change since previous quarter
Quarter ending December 2017	5,498	
Quarter ending March 2018	5,549	→
Quarter ending June 2018	5,750	↑
Quarter ending September 2018	4,808	↓
Quarter ending December 2018	5,323	↑
Variance since December 2017	(3.2%)	↓



ACTIVITY



Month	Adjusted Scheduled Activity (UDA)	
	2018	2019
April	685	707
May	1,925	2,201
June	3,319	3,307
July	5,521	4,985
August	7,688	5,318
September	9,442	5,549
October	11,410	7,079
November	12,878	9,417
December	14,723	11,375
January	16,299	
February	17,008	
March	18,623	
April	19,552	
May	19,575	
June	19,586	

QUALITY

	Quantity	Base Number	Contract	AT	Region	England
% of FP17s for the same patient ID Re-attending within 3 months - Children	52	1,472	3.5%	9.9%	12.3%	11.8%
% of FP17s for the same patient ID Re-attending within 3 months - Adults	321	3,704	8.7%	14.0%	15.8%	15.6%
% of FP17s for the same patient ID Re-attending between 3 & 9 months - Children	585	1,472	39.7%	57.3%	60.1%	58.8%
% of FP17s for the same patient ID Re-attending between 3 & 9 months - Adults	1,512	3,704	40.8%	52.7%	53.3%	51.0%
% of FP17s for Band 1 Urgent Courses	488	4,820	10.1%	8.1%	9.0%	9.0%
% of FP17s Relating to Free Repair or Replacements	25	4,820	0.5%	1.1%	1.0%	0.8%
% of FP17s Relating to Continuations	36	4,820	0.7%	1.2%	1.0%	0.9%
% of Patients satisfied with the dentistry they have received	1	1	N/A	94.7%	93.8%	93.2%
% of Patients satisfied with the time they had to wait for an appointment	1	1	N/A	91.5%	89.4%	88.3%

* This is based on patients treated on this contract for their most recent course of treatment. Figures in italics indicate the base number of FP17s or Patient Questionnaire responses are less than 100. N/A is shown where the base number of responses is less than 10 during the period. % is calculated as Quantity/Base number*100

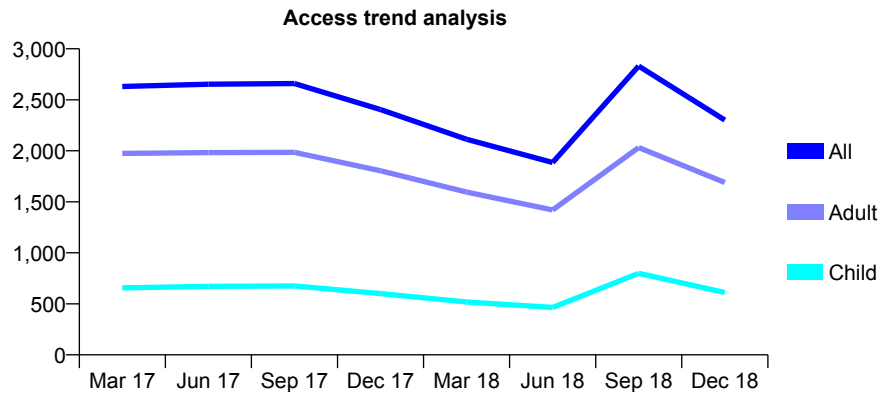
Q49 - Vital Signs At a Glance Contract Report for 275786/0006 - December 2018

Name or company name	MR MA QURAISHI
Contract type name	GDS Contract
Purpose of contract	General
Contract start date	01/07/2011
Contract end date	

18/19 Contracted general activity (UDA)	10,507
Carry forward general activity (UDA)	0
18/19 Contracted orthodontic activity (UOA)	0
Carry forward orthodontic activity (UOA)	0
Baseline contract value	£236,438.94

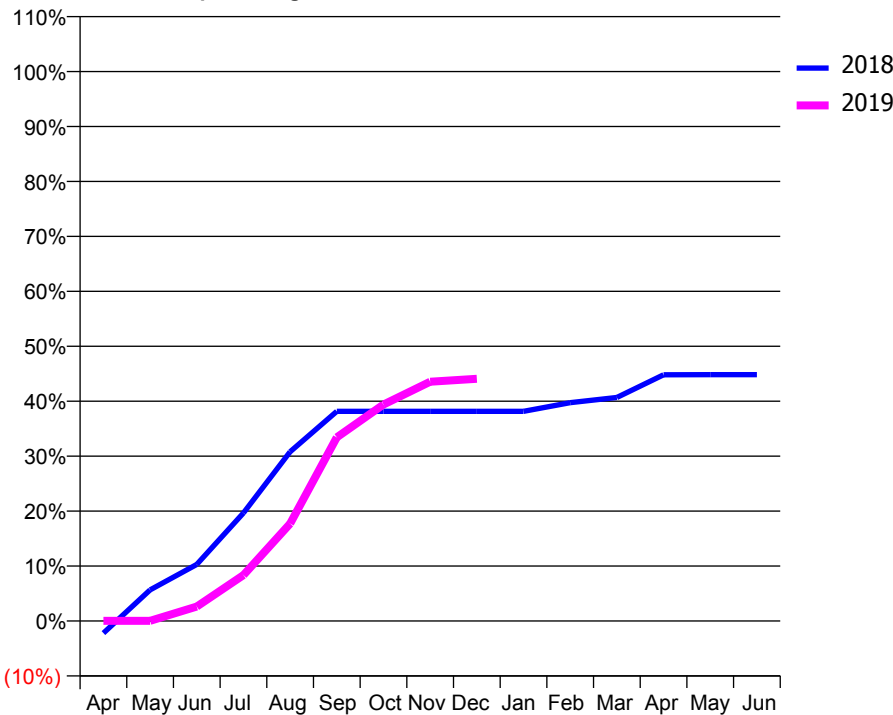
ACCESS*

Patients seen in 24 months	Total	Change since previous quarter
Quarter ending December 2017	2,404	
Quarter ending March 2018	2,113	↓
Quarter ending June 2018	1,885	↓
Quarter ending September 2018	2,831	↑
Quarter ending December 2018	2,301	↓
Variance since December 2017	(4.3%)	↓



ACTIVITY

Cumulative percentage of contracted UDA delivered 2018 & 2019



Month	Adjusted Scheduled Activity (UDA)	
	2018	2019
April	-232	3
May	596	4
June	1,082	277
July	2,067	878
August	3,238	1,863
September	4,009	3,513
October	4,009	4,140
November	4,009	4,576
December	4,009	4,632
January	4,009	
February	4,174	
March	4,275	
April	4,708	
May	4,711	
June	4,711	

QUALITY

	Quantity	Base Number	Contract	AT	Region	England
% of FP17s for the same patient ID Re-attending within 3 months - Children	13	617	2.1%	9.9%	12.3%	11.8%
% of FP17s for the same patient ID Re-attending within 3 months - Adults	91	1,604	5.7%	14.0%	15.8%	15.6%
% of FP17s for the same patient ID Re-attending between 3 & 9 months - Children	73	617	11.8%	57.3%	60.1%	58.8%
% of FP17s for the same patient ID Re-attending between 3 & 9 months - Adults	220	1,604	13.7%	52.7%	53.3%	51.0%
% of FP17s for Band 1 Urgent Courses	137	1,970	7.0%	8.1%	9.0%	9.0%
% of FP17s Relating to Free Repair or Replacements	12	1,970	0.6%	1.1%	1.0%	0.8%
% of FP17s Relating to Continuations	7	1,970	0.4%	1.2%	1.0%	0.9%
% of Patients satisfied with the dentistry they have received	1	1	N/A	94.7%	93.8%	93.2%
% of Patients satisfied with the time they had to wait for an appointment	1	1	N/A	91.5%	89.4%	88.3%

* This is based on patients treated on this contract for their most recent course of treatment. Figures in italics indicate the base number of FP17s or Patient Questionnaire responses are less than 100. N/A is shown where the base number of responses is less than 10 during the period. % is calculated as Quantity/Base number*100

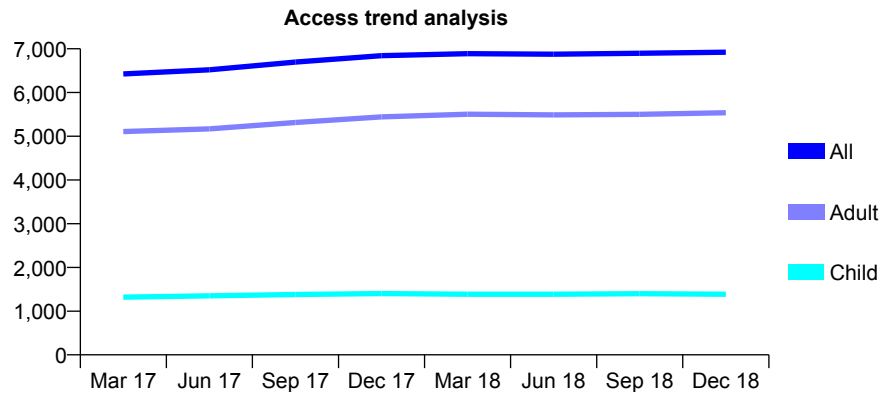
Q49 - Vital Signs At a Glance Contract Report for 303194/0003 - December 2018

Name or company name	MR AA WAUGH
Contract type name	GDS Contract
Purpose of contract	General
Contract start date	01/06/2014
Contract end date	

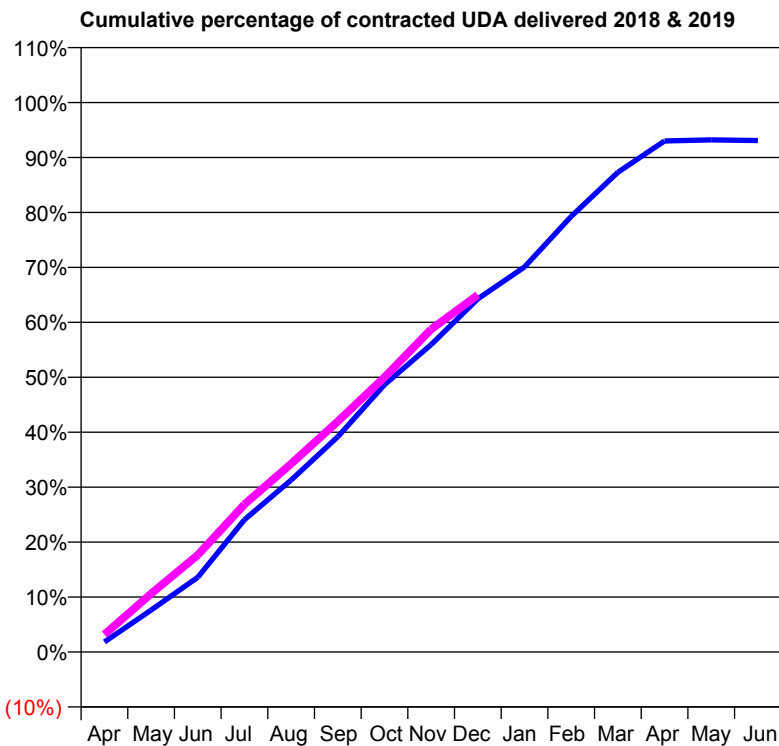
18/19 Contracted general activity (UDA)	20,525
Carry forward general activity (UDA)	0
18/19 Contracted orthodontic activity (UOA)	0
Carry forward orthodontic activity (UOA)	0
Baseline contract value	£463,817.99

ACCESS*

Patients seen in 24 months	Total	Change since previous quarter
Quarter ending December 2017	6,843	
Quarter ending March 2018	6,889	→
Quarter ending June 2018	6,875	→
Quarter ending September 2018	6,899	→
Quarter ending December 2018	6,923	→
Variance since December 2017	1.2%	→



ACTIVITY



Month	Adjusted Scheduled Activity (UDA)	
	2018	2019
April	387	655
May	1,618	2,178
June	2,880	3,622
July	5,101	5,514
August	6,625	7,030
September	8,296	8,616
October	10,302	10,265
November	11,848	12,057
December	13,608	13,334
January	14,838	
February	16,788	
March	18,488	
April	19,693	
May	19,736	
June	19,708	

QUALITY

	Quantity	Base Number	Contract	AT	Region	England
% of FP17s for the same patient ID Re-attending within 3 months - Children	84	1,295	6.5%	9.9%	12.3%	11.8%
% of FP17s for the same patient ID Re-attending within 3 months - Adults	416	4,285	9.7%	14.0%	15.8%	15.6%
% of FP17s for the same patient ID Re-attending between 3 & 9 months - Children	648	1,295	50.0%	57.3%	60.1%	58.8%
% of FP17s for the same patient ID Re-attending between 3 & 9 months - Adults	1,955	4,285	45.6%	52.7%	53.3%	51.0%
% of FP17s for Band 1 Urgent Courses	174	5,161	3.4%	8.1%	9.0%	9.0%
% of FP17s Relating to Free Repair or Replacements	47	5,161	0.9%	1.1%	1.0%	0.8%
% of FP17s Relating to Continuations	112	5,161	2.2%	1.2%	1.0%	0.9%
% of Patients satisfied with the dentistry they have received	3	3	N/A	94.7%	93.8%	93.2%
% of Patients satisfied with the time they had to wait for an appointment	3	3	N/A	91.5%	89.4%	88.3%

* This is based on patients treated on this contract for their most recent course of treatment. Figures in italics indicate the base number of FP17s or Patient Questionnaire responses are less than 100. N/A is shown where the base number of responses is less than 10 during the period. % is calculated as Quantity/Base number*100

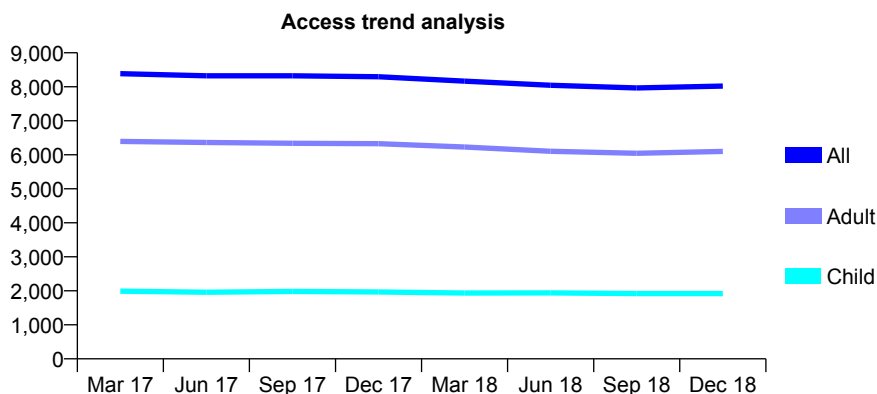
Q49 - Vital Signs At a Glance Contract Report for 303194/0004 - December 2018

Name or company name	MR AA WAUGH
Contract type name	GDS Contract
Purpose of contract	General
Contract start date	01/06/2014
Contract end date	

18/19 Contracted general activity (UDA)	29,358
Carry forward general activity (UDA)	0
18/19 Contracted orthodontic activity (UOA)	0
Carry forward orthodontic activity (UOA)	0
Baseline contract value	£718,088.38

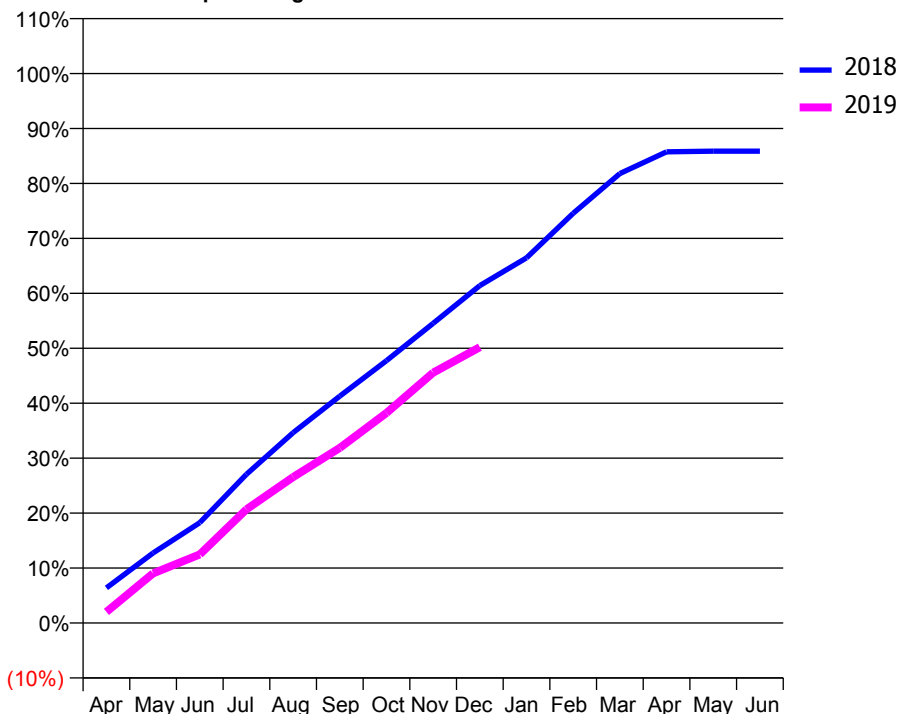
ACCESS*

Patients seen in 24 months	Total	Change since previous quarter
Quarter ending December 2017	8,296	
Quarter ending March 2018	8,165	↓
Quarter ending June 2018	8,044	↓
Quarter ending September 2018	7,966	→
Quarter ending December 2018	8,021	→
Variance since December 2017	(3.3%)	↓



ACTIVITY

Cumulative percentage of contracted UDA delivered 2018 & 2019



Month	Adjusted Scheduled Activity (UDA)	
	2018	2019
April	1,880	597
May	3,747	2,654
June	5,360	3,668
July	7,947	6,076
August	10,171	7,800
September	12,124	9,361
October	14,017	11,226
November	16,013	13,379
December	18,027	14,740
January	19,510	
February	21,889	
March	24,015	
April	25,176	
May	25,210	
June	25,207	

QUALITY

	Quantity	Base Number	Contract	AT	Region	England
% of FP17s for the same patient ID Re-attending within 3 months - Children	91	1,813	5.0%	9.9%	12.3%	11.8%
% of FP17s for the same patient ID Re-attending within 3 months - Adults	458	5,042	9.1%	14.0%	15.8%	15.6%
% of FP17s for the same patient ID Re-attending between 3 & 9 months - Children	949	1,813	52.3%	57.3%	60.1%	58.8%
% of FP17s for the same patient ID Re-attending between 3 & 9 months - Adults	2,669	5,042	52.9%	52.7%	53.3%	51.0%
% of FP17s for Band 1 Urgent Courses	288	6,391	4.5%	8.1%	9.0%	9.0%
% of FP17s Relating to Free Repair or Replacements	45	6,391	0.7%	1.1%	1.0%	0.8%
% of FP17s Relating to Continuations	112	6,391	1.8%	1.2%	1.0%	0.9%
% of Patients satisfied with the dentistry they have received	5	5	N/A	94.7%	93.8%	93.2%
% of Patients satisfied with the time they had to wait for an appointment	5	5	N/A	91.5%	89.4%	88.3%

* This is based on patients treated on this contract for their most recent course of treatment. Figures in italics indicate the base number of FP17s or Patient Questionnaire responses are less than 100. N/A is shown where the base number of responses is less than 10 during the period. % is calculated as Quantity/Base number*100

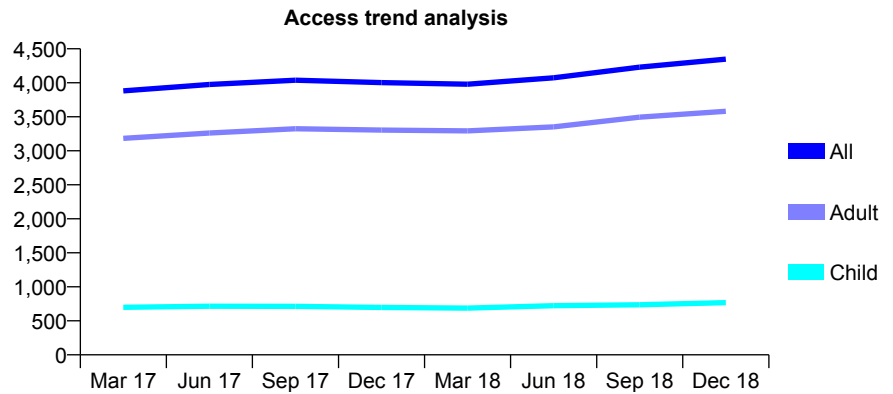
Q49 - Vital Signs At a Glance Contract Report for 306266/0001 - December 2018

Name or company name	Mr YA Nojib and Mr J Robinson
Contract type name	GDS Contract
Purpose of contract	General
Contract start date	01/04/2006
Contract end date	

18/19 Contracted general activity (UDA)	10,000
Carry forward general activity (UDA)	173
18/19 Contracted orthodontic activity (UOA)	0
Carry forward orthodontic activity (UOA)	0
Baseline contract value	£281,710.75

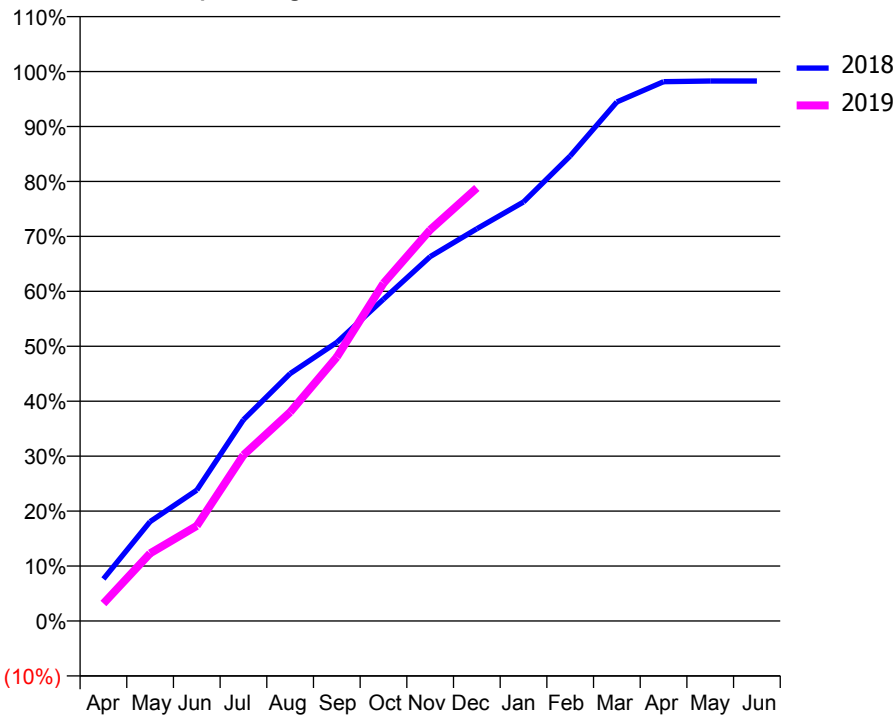
ACCESS*

Patients seen in 24 months	Total	Change since previous quarter
Quarter ending December 2017	4,002	
Quarter ending March 2018	3,980	→
Quarter ending June 2018	4,074	↑
Quarter ending September 2018	4,231	↑
Quarter ending December 2018	4,349	↑
Variance since December 2017	8.7%	↑



ACTIVITY

Cumulative percentage of contracted UDA delivered 2018 & 2019



Month	Adjusted Scheduled Activity (UDA)	
	2018	2019
April	765	319
May	1,809	1,231
June	2,381	1,731
July	3,664	3,020
August	4,503	3,802
September	5,070	4,803
October	5,857	6,145
November	6,630	7,120
December	7,138	7,880
January	7,627	
February	8,464	
March	9,446	
April	9,815	
May	9,827	
June	9,827	

QUALITY

	Quantity	Base Number	Contract	AT	Region	England
% of FP17s for the same patient ID Re-attending within 3 months - Children	41	861	4.8%	9.9%	12.3%	11.8%
% of FP17s for the same patient ID Re-attending within 3 months - Adults	519	3,871	13.4%	14.0%	15.8%	15.6%
% of FP17s for the same patient ID Re-attending between 3 & 9 months - Children	434	861	50.4%	57.3%	60.1%	58.8%
% of FP17s for the same patient ID Re-attending between 3 & 9 months - Adults	1,816	3,871	46.9%	52.7%	53.3%	51.0%
% of FP17s for Band 1 Urgent Courses	375	4,027	9.3%	8.1%	9.0%	9.0%
% of FP17s Relating to Free Repair or Replacements	35	4,027	0.9%	1.1%	1.0%	0.8%
% of FP17s Relating to Continuations	59	4,027	1.5%	1.2%	1.0%	0.9%
% of Patients satisfied with the dentistry they have received	2	2	N/A	94.7%	93.8%	93.2%
% of Patients satisfied with the time they had to wait for an appointment	2	2	N/A	91.5%	89.4%	88.3%

* This is based on patients treated on this contract for their most recent course of treatment. Figures in italics indicate the base number of FP17s or Patient Questionnaire responses are less than 100. N/A is shown where the base number of responses is less than 10 during the period. % is calculated as Quantity/Base number*100

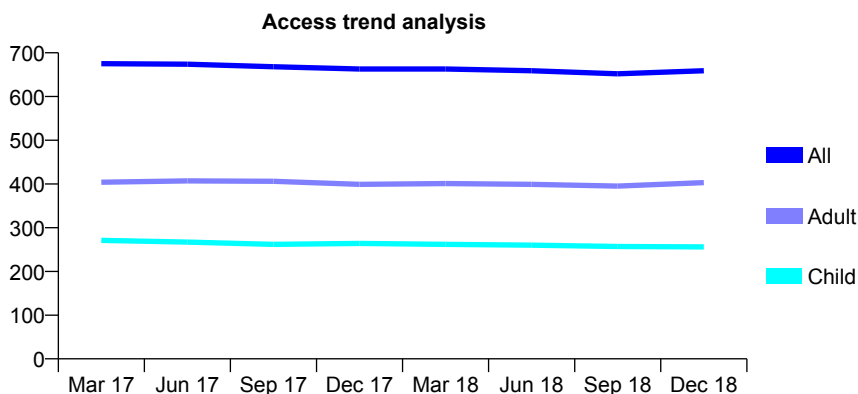
Q49 - Vital Signs At a Glance Contract Report for 309516/0001 - December 2018

Name or company name	DR ID GRIME
Contract type name	GDS Contract
Purpose of contract	General
Contract start date	01/04/2006
Contract end date	

18/19 Contracted general activity (UDA)	1,650
Carry forward general activity (UDA)	0
18/19 Contracted orthodontic activity (UOA)	0
Carry forward orthodontic activity (UOA)	0
Baseline contract value	£43,434.14

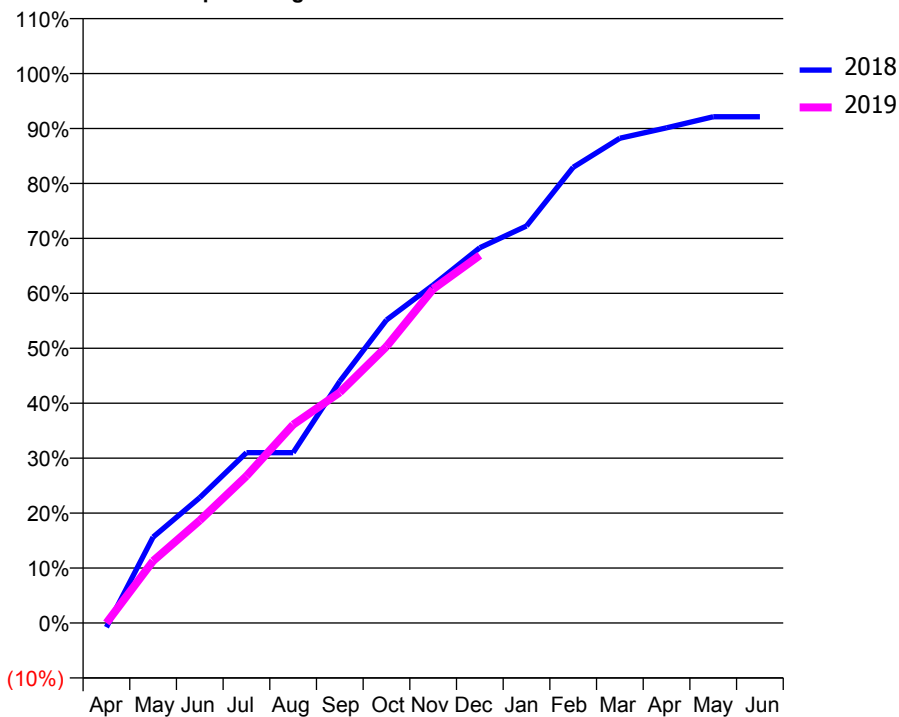
ACCESS*

Patients seen in 24 months	Total	Change since previous quarter
Quarter ending December 2017	663	
Quarter ending March 2018	663	→
Quarter ending June 2018	659	→
Quarter ending September 2018	652	↓
Quarter ending December 2018	659	→
Variance since December 2017	(0.6%)	→



ACTIVITY

Cumulative percentage of contracted UDA delivered 2018 & 2019



Month	Adjusted Scheduled Activity (UDA)	
	2018	2019
April	-13	0
May	258	186
June	377	308
July	512	441
August	512	596
September	726	692
October	910	830
November	1,015	1,003
December	1,127	1,104
January	1,192	
February	1,368	
March	1,456	
April	1,487	
May	1,520	
June	1,520	

QUALITY

	Quantity	Base Number	Contract	AT	Region	England
% of FP17s for the same patient ID Re-attending within 3 months - Children	12	290	4.1%	9.9%	12.3%	11.8%
% of FP17s for the same patient ID Re-attending within 3 months - Adults	47	420	11.2%	14.0%	15.8%	15.6%
% of FP17s for the same patient ID Re-attending between 3 & 9 months - Children	196	290	67.6%	57.3%	60.1%	58.8%
% of FP17s for the same patient ID Re-attending between 3 & 9 months - Adults	263	420	62.6%	52.7%	53.3%	51.0%
% of FP17s for Band 1 Urgent Courses	30	663	4.5%	8.1%	9.0%	9.0%
% of FP17s Relating to Free Repair or Replacements	1	663	0.2%	1.1%	1.0%	0.8%
% of FP17s Relating to Continuations	8	663	1.2%	1.2%	1.0%	0.9%
% of Patients satisfied with the dentistry they have received	1	1	N/A	94.7%	93.8%	93.2%
% of Patients satisfied with the time they had to wait for an appointment	1	1	N/A	91.5%	89.4%	88.3%

* This is based on patients treated on this contract for their most recent course of treatment. Figures in italics indicate the base number of FP17s or Patient Questionnaire responses are less than 100. N/A is shown where the base number of responses is less than 10 during the period. % is calculated as Quantity/Base number*100

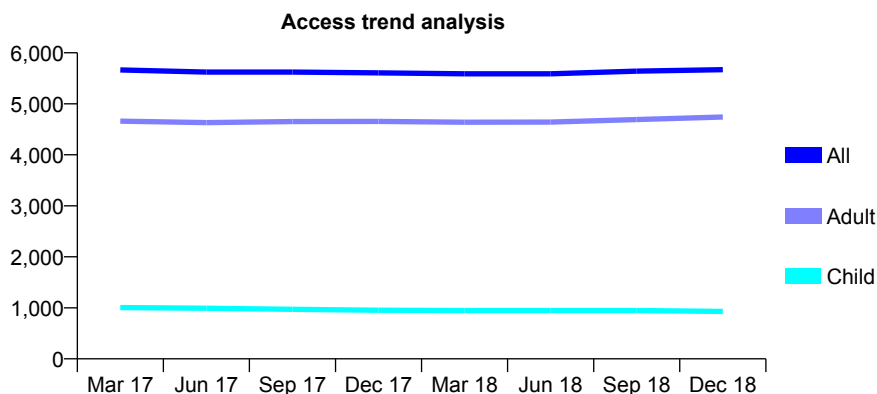
Q49 - Vital Signs At a Glance Contract Report for 320978/0001 - December 2018

Name or company name	N Suggett and B Suggett
Contract type name	GDS Contract
Purpose of contract	General and Orthodontic
Contract start date	01/04/2006
Contract end date	

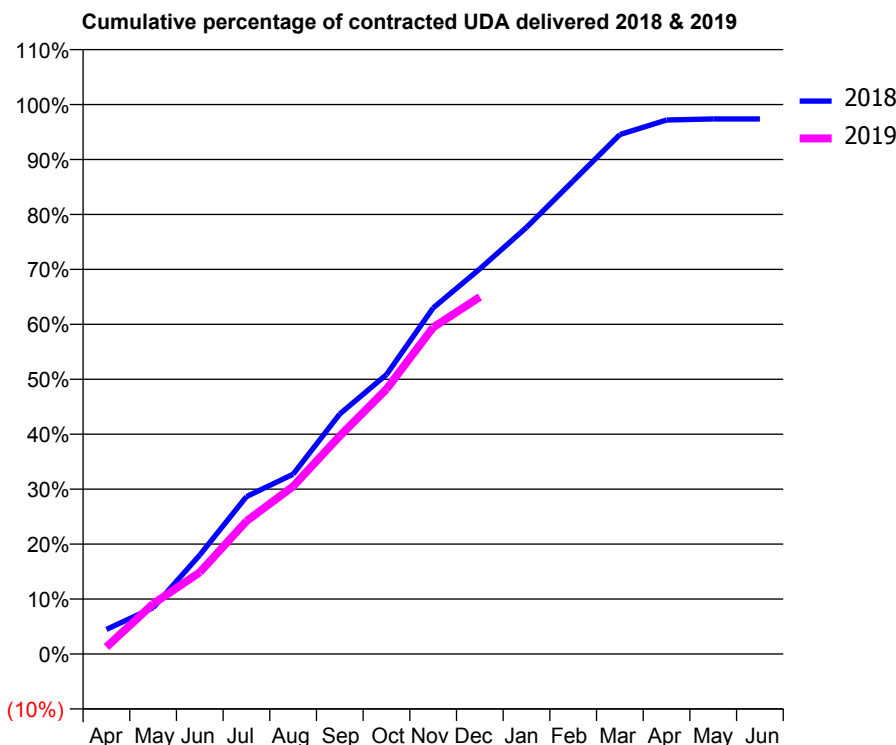
18/19 Contracted general activity (UDA)	13,427
Carry forward general activity (UDA)	352
18/19 Contracted orthodontic activity (UOA)	0
Carry forward orthodontic activity (UOA)	0
Baseline contract value	£401,010.27

ACCESS*

Patients seen in 24 months	Total	Change since previous quarter
Quarter ending December 2017	5,607	
Quarter ending March 2018	5,589	→
Quarter ending June 2018	5,589	→
Quarter ending September 2018	5,640	→
Quarter ending December 2018	5,669	→
Variance since December 2017	1.1%	→



ACTIVITY



Month	Adjusted Scheduled Activity (UDA)	
	2018	2019
April	602	170
May	1,134	1,225
June	2,420	1,995
July	3,845	3,246
August	4,395	4,096
September	5,868	5,330
October	6,828	6,474
November	8,456	7,982
December	9,410	8,723
January	10,426	
February	11,559	
March	12,692	
April	13,049	
May	13,073	
June	13,075	

QUALITY

	Quantity	Base Number	Contract	AT	Region	England
% of FP17s for the same patient ID Re-attending within 3 months - Children	63	876	7.2%	9.9%	12.3%	11.8%
% of FP17s for the same patient ID Re-attending within 3 months - Adults	791	4,400	18.0%	14.0%	15.8%	15.6%
% of FP17s for the same patient ID Re-attending between 3 & 9 months - Children	456	876	52.1%	57.3%	60.1%	58.8%
% of FP17s for the same patient ID Re-attending between 3 & 9 months - Adults	2,009	4,400	45.7%	52.7%	53.3%	51.0%
% of FP17s for Band 1 Urgent Courses	488	4,598	10.6%	8.1%	9.0%	9.0%
% of FP17s Relating to Free Repair or Replacements	34	4,598	0.7%	1.1%	1.0%	0.8%
% of FP17s Relating to Continuations	71	4,598	1.5%	1.2%	1.0%	0.9%
% of Patients satisfied with the dentistry they have received	1	2	N/A	94.7%	93.8%	93.2%
% of Patients satisfied with the time they had to wait for an appointment	2	2	N/A	91.5%	89.4%	88.3%

* This is based on patients treated on this contract for their most recent course of treatment. Figures in italics indicate the base number of FP17s or Patient Questionnaire responses are less than 100. N/A is shown where the base number of responses is less than 10 during the period. % is calculated as Quantity/Base number*100

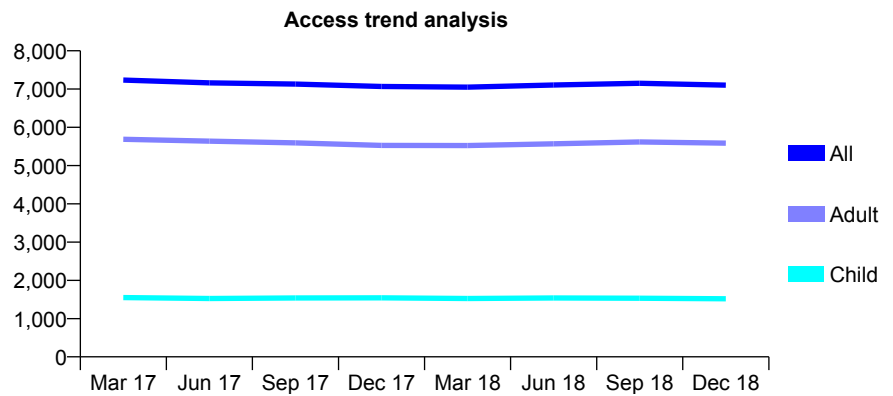
Q49 - Vital Signs At a Glance Contract Report for 324604/0001 - December 2018

Name or company name	MR MG HAILS
Contract type name	GDS Contract
Purpose of contract	General and Orthodontic
Contract start date	01/04/2006
Contract end date	

18/19 Contracted general activity (UDA)	19,424
Carry forward general activity (UDA)	285
18/19 Contracted orthodontic activity (UOA)	0
Carry forward orthodontic activity (UOA)	0
Baseline contract value	£456,220.48

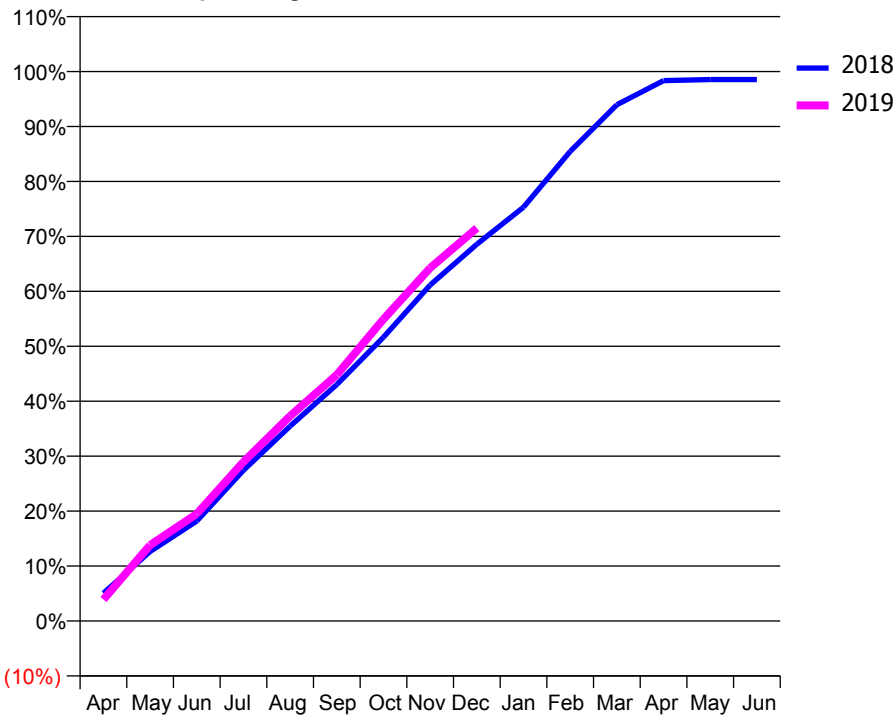
ACCESS*

Patients seen in 24 months	Total	Change since previous quarter
Quarter ending December 2017	7,067	
Quarter ending March 2018	7,051	→
Quarter ending June 2018	7,107	→
Quarter ending September 2018	7,150	→
Quarter ending December 2018	7,102	→
Variance since December 2017	0.5%	→



ACTIVITY

Cumulative percentage of contracted UDA delivered 2018 & 2019



Month	Adjusted Scheduled Activity (UDA)	
	2018	2019
April	983	759
May	2,458	2,683
June	3,532	3,787
July	5,327	5,624
August	6,887	7,248
September	8,359	8,705
October	10,034	10,668
November	11,877	12,479
December	13,317	13,890
January	14,630	
February	16,598	
March	18,250	
April	19,103	
May	19,139	
June	19,139	

QUALITY

	Quantity	Base Number	Contract	AT	Region	England
% of FP17s for the same patient ID Re-attending within 3 months - Children	102	1,517	6.7%	9.9%	12.3%	11.8%
% of FP17s for the same patient ID Re-attending within 3 months - Adults	698	5,340	13.1%	14.0%	15.8%	15.6%
% of FP17s for the same patient ID Re-attending between 3 & 9 months - Children	786	1,517	51.8%	57.3%	60.1%	58.8%
% of FP17s for the same patient ID Re-attending between 3 & 9 months - Adults	2,554	5,340	47.8%	52.7%	53.3%	51.0%
% of FP17s for Band 1 Urgent Courses	539	6,523	8.3%	8.1%	9.0%	9.0%
% of FP17s Relating to Free Repair or Replacements	56	6,523	0.9%	1.1%	1.0%	0.8%
% of FP17s Relating to Continuations	113	6,523	1.7%	1.2%	1.0%	0.9%
% of Patients satisfied with the dentistry they have received	4	4	N/A	94.7%	93.8%	93.2%
% of Patients satisfied with the time they had to wait for an appointment	4	4	N/A	91.5%	89.4%	88.3%

* This is based on patients treated on this contract for their most recent course of treatment. Figures in italics indicate the base number of FP17s or Patient Questionnaire responses are less than 100. N/A is shown where the base number of responses is less than 10 during the period. % is calculated as Quantity/Base number*100

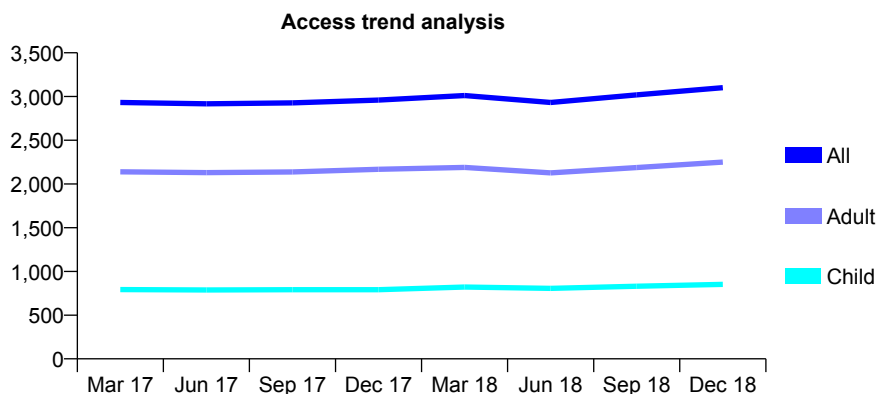
Q49 - Vital Signs At a Glance Contract Report for 327646/0001 - December 2018

Name or company name	MR TW CHEUNG
Contract type name	GDS Contract
Purpose of contract	General
Contract start date	01/04/2006
Contract end date	

18/19 Contracted general activity (UDA)	12,362
Carry forward general activity (UDA)	0
18/19 Contracted orthodontic activity (UOA)	0
Carry forward orthodontic activity (UOA)	0
Baseline contract value	£297,223.96

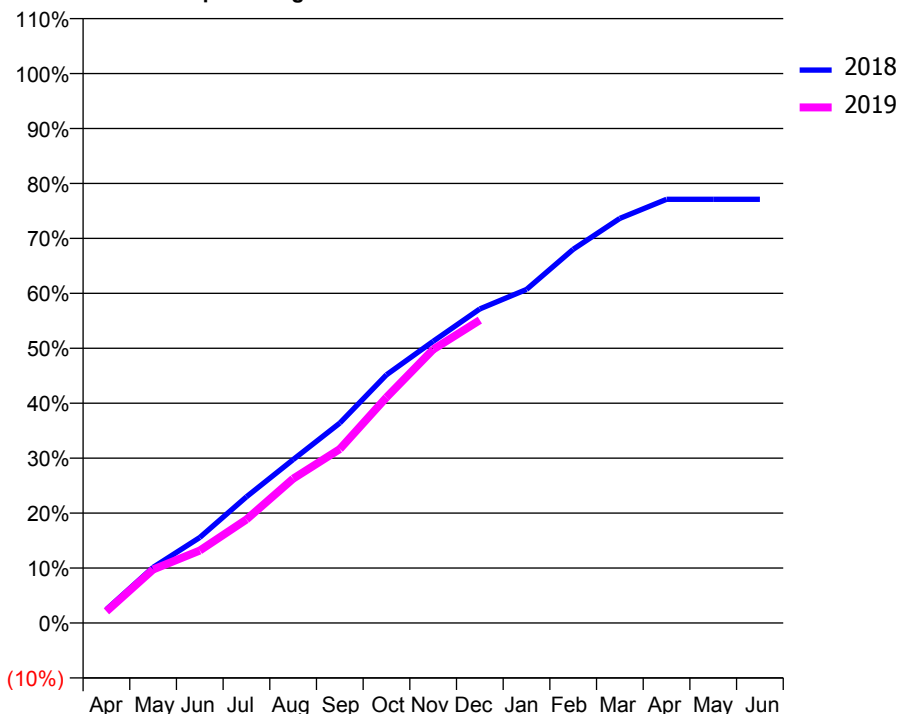
ACCESS*

Patients seen in 24 months	Total	Change since previous quarter
Quarter ending December 2017	2,959	
Quarter ending March 2018	3,011	→
Quarter ending June 2018	2,932	↓
Quarter ending September 2018	3,019	↑
Quarter ending December 2018	3,101	↑
Variance since December 2017	4.8%	↑



ACTIVITY

Cumulative percentage of contracted UDA delivered 2018 & 2019



Month	Adjusted Scheduled Activity (UDA)	
	2018	2019
April	305	262
May	1,252	1,204
June	1,925	1,631
July	2,840	2,331
August	3,676	3,246
September	4,499	3,912
October	5,585	5,077
November	6,337	6,155
December	7,067	6,813
January	7,504	
February	8,408	
March	9,104	
April	9,531	
May	9,531	
June	9,531	

QUALITY

	Quantity	Base Number	Contract	AT	Region	England
% of FP17s for the same patient ID Re-attending within 3 months - Children	40	913	4.4%	9.9%	12.3%	11.8%
% of FP17s for the same patient ID Re-attending within 3 months - Adults	221	2,219	10.0%	14.0%	15.8%	15.6%
% of FP17s for the same patient ID Re-attending between 3 & 9 months - Children	506	913	55.4%	57.3%	60.1%	58.8%
% of FP17s for the same patient ID Re-attending between 3 & 9 months - Adults	1,189	2,219	53.6%	52.7%	53.3%	51.0%
% of FP17s for Band 1 Urgent Courses	149	2,960	5.0%	8.1%	9.0%	9.0%
% of FP17s Relating to Free Repair or Replacements	37	2,960	1.3%	1.1%	1.0%	0.8%
% of FP17s Relating to Continuations	21	2,960	0.7%	1.2%	1.0%	0.9%
% of Patients satisfied with the dentistry they have received	0	0	N/A	94.7%	93.8%	93.2%
% of Patients satisfied with the time they had to wait for an appointment	0	0	N/A	91.5%	89.4%	88.3%

* This is based on patients treated on this contract for their most recent course of treatment. Figures in italics indicate the base number of FP17s or Patient Questionnaire responses are less than 100. N/A is shown where the base number of responses is less than 10 during the period. % is calculated as Quantity/Base number*100

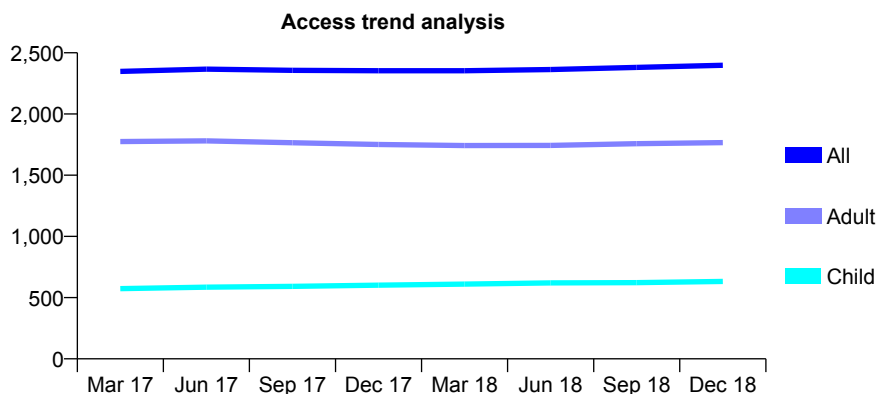
Q49 - Vital Signs At a Glance Contract Report for 329711/0001 - December 2018

Name or company name	MR S NEPALI
Contract type name	GDS Contract
Purpose of contract	General and Orthodontic
Contract start date	01/04/2006
Contract end date	

18/19 Contracted general activity (UDA)	9,100
Carry forward general activity (UDA)	0
18/19 Contracted orthodontic activity (UOA)	250
Carry forward orthodontic activity (UOA)	0
Baseline contract value	£235,440.04

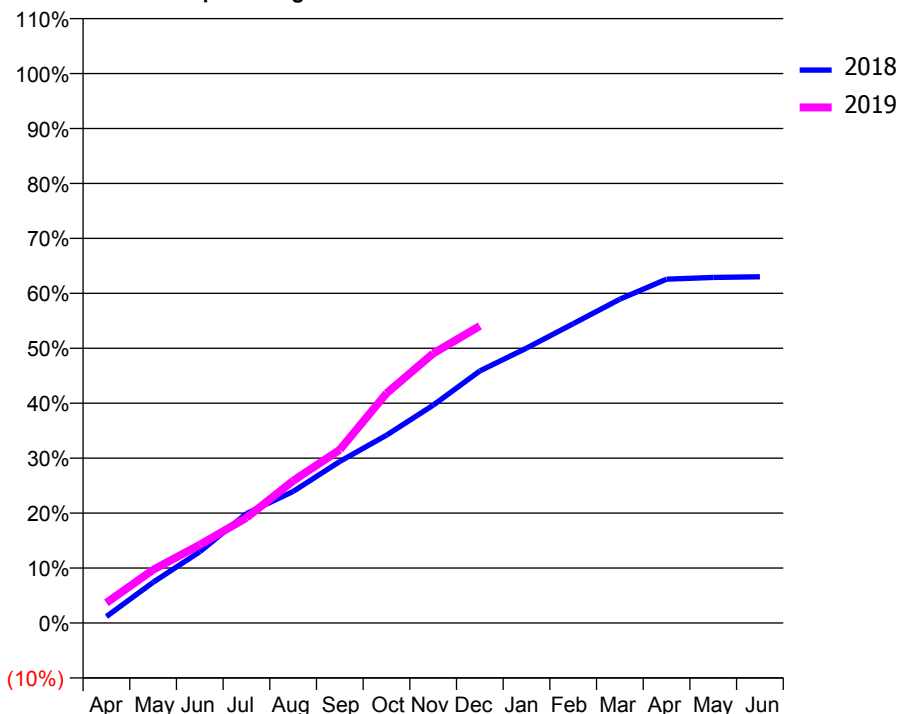
ACCESS*

Patients seen in 24 months	Total	Change since previous quarter
Quarter ending December 2017	2,353	
Quarter ending March 2018	2,353	→
Quarter ending June 2018	2,363	→
Quarter ending September 2018	2,381	→
Quarter ending December 2018	2,398	→
Variance since December 2017	1.9%	→



ACTIVITY

Cumulative percentage of contracted UDA delivered 2018 & 2019



Month	Adjusted Scheduled Activity (UDA)	
	2018	2019
April	108	334
May	675	883
June	1,181	1,295
July	1,812	1,744
August	2,177	2,354
September	2,675	2,870
October	3,111	3,804
November	3,608	4,463
December	4,175	4,918
January	4,552	
February	4,956	
March	5,363	
April	5,693	
May	5,723	
June	5,735	

QUALITY

	Quantity	Base Number	Contract	AT	Region	England
% of FP17s for the same patient ID Re-attending within 3 months - Children	49	662	7.4%	9.9%	12.3%	11.8%
% of FP17s for the same patient ID Re-attending within 3 months - Adults	232	1,829	12.7%	14.0%	15.8%	15.6%
% of FP17s for the same patient ID Re-attending between 3 & 9 months - Children	328	662	49.5%	57.3%	60.1%	58.8%
% of FP17s for the same patient ID Re-attending between 3 & 9 months - Adults	918	1,829	50.2%	52.7%	53.3%	51.0%
% of FP17s for Band 1 Urgent Courses	175	2,103	8.3%	8.1%	9.0%	9.0%
% of FP17s Relating to Free Repair or Replacements	23	2,103	1.1%	1.1%	1.0%	0.8%
% of FP17s Relating to Continuations	22	2,103	1.0%	1.2%	1.0%	0.9%
% of Patients satisfied with the dentistry they have received	1	1	N/A	94.7%	93.8%	93.2%
% of Patients satisfied with the time they had to wait for an appointment	1	1	N/A	91.5%	89.4%	88.3%

* This is based on patients treated on this contract for their most recent course of treatment. Figures in italics indicate the base number of FP17s or Patient Questionnaire responses are less than 100. N/A is shown where the base number of responses is less than 10 during the period. % is calculated as Quantity/Base number*100

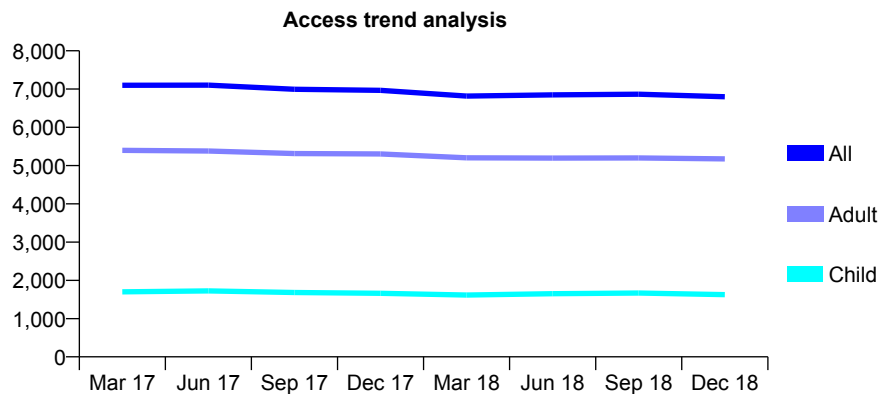
Q49 - Vital Signs At a Glance Contract Report for 331015/0001 - December 2018

Name or company name	MR KC MCCARTHY
Contract type name	GDS Contract
Purpose of contract	General
Contract start date	01/04/2006
Contract end date	

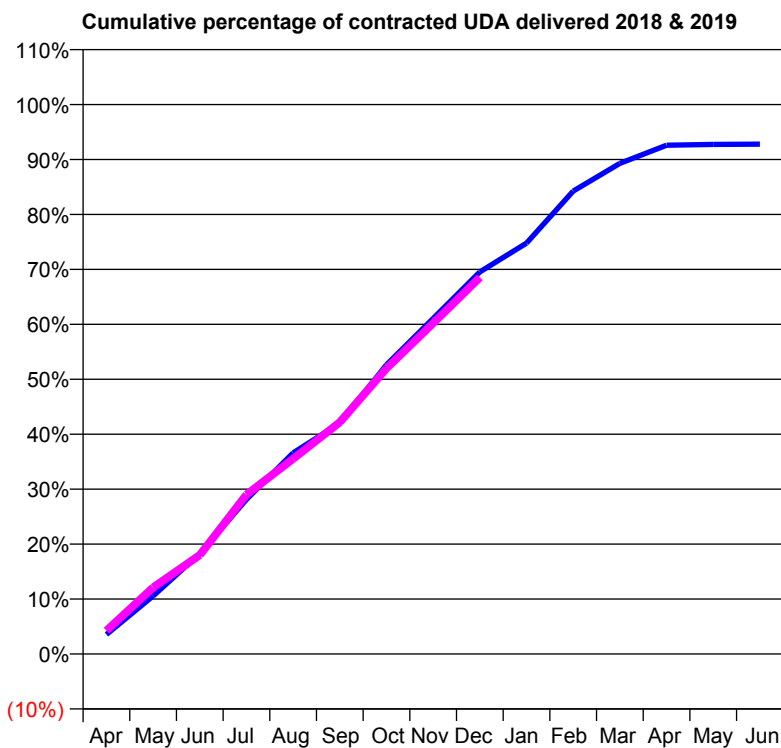
18/19 Contracted general activity (UDA)	16,342
Carry forward general activity (UDA)	0
18/19 Contracted orthodontic activity (UOA)	0
Carry forward orthodontic activity (UOA)	0
Baseline contract value	£448,774.64

ACCESS*

Patients seen in 24 months	Total	Change since previous quarter
Quarter ending December 2017	6,965	
Quarter ending March 2018	6,818	↓
Quarter ending June 2018	6,848	→
Quarter ending September 2018	6,867	→
Quarter ending December 2018	6,798	↓
Variance since December 2017	(2.4%)	↓



ACTIVITY



Month	Adjusted Scheduled Activity (UDA)	
	2018	2019
April	579	697
May	1,726	1,982
June	2,982	2,944
July	4,594	4,741
August	5,975	5,808
September	6,860	6,893
October	8,596	8,495
November	9,969	9,840
December	11,352	11,202
January	12,210	
February	13,753	
March	14,579	
April	15,118	
May	15,141	
June	15,148	

QUALITY

	Quantity	Base Number	Contract	AT	Region	England
% of FP17s for the same patient ID Re-attending within 3 months - Children	46	1,257	3.7%	9.9%	12.3%	11.8%
% of FP17s for the same patient ID Re-attending within 3 months - Adults	334	3,750	8.9%	14.0%	15.8%	15.6%
% of FP17s for the same patient ID Re-attending between 3 & 9 months - Children	243	1,257	19.3%	57.3%	60.1%	58.8%
% of FP17s for the same patient ID Re-attending between 3 & 9 months - Adults	860	3,750	22.9%	52.7%	53.3%	51.0%
% of FP17s for Band 1 Urgent Courses	191	4,779	4.0%	8.1%	9.0%	9.0%
% of FP17s Relating to Free Repair or Replacements	78	4,779	1.6%	1.1%	1.0%	0.8%
% of FP17s Relating to Continuations	82	4,779	1.7%	1.2%	1.0%	0.9%
% of Patients satisfied with the dentistry they have received	1	1	N/A	94.7%	93.8%	93.2%
% of Patients satisfied with the time they had to wait for an appointment	1	1	N/A	91.5%	89.4%	88.3%

* This is based on patients treated on this contract for their most recent course of treatment. Figures in italics indicate the base number of FP17s or Patient Questionnaire responses are less than 100. N/A is shown where the base number of responses is less than 10 during the period. % is calculated as Quantity/Base number*100

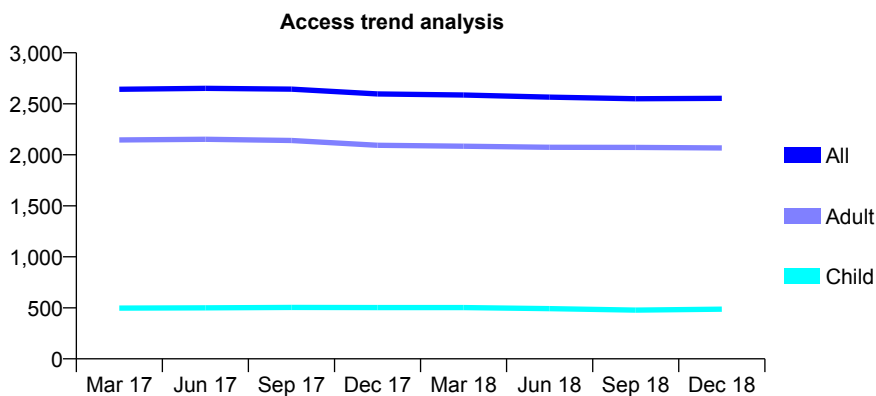
Q49 - Vital Signs At a Glance Contract Report for 333026/0002 - December 2018

Name or company name	MR K NUTT
Contract type name	GDS Contract
Purpose of contract	General
Contract start date	01/04/2006
Contract end date	

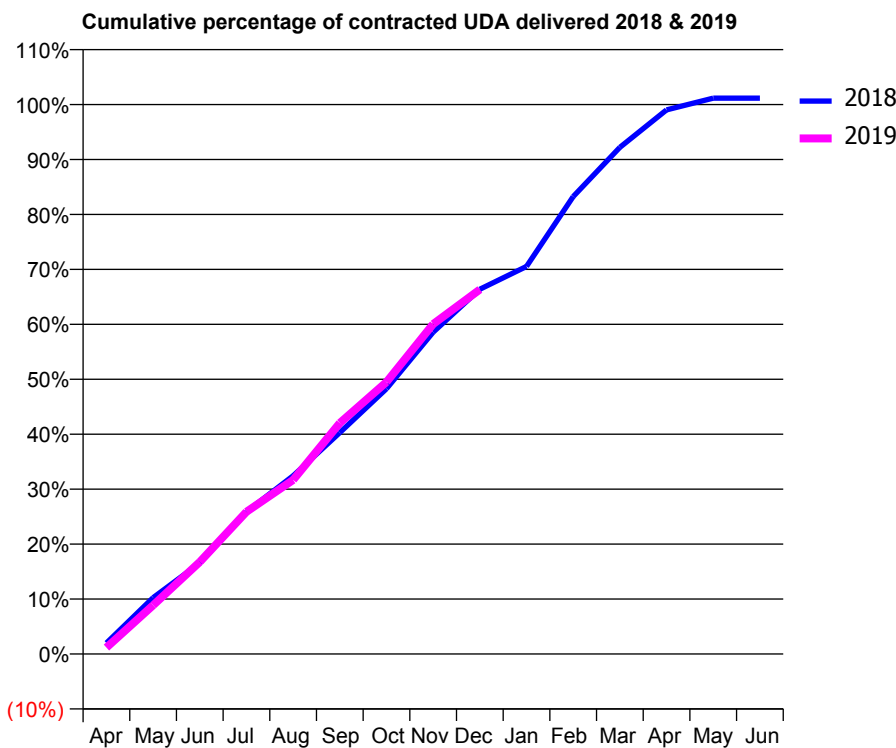
18/19 Contracted general activity (UDA)	8,454
Carry forward general activity (UDA)	-99
18/19 Contracted orthodontic activity (UOA)	0
Carry forward orthodontic activity (UOA)	0
Baseline contract value	£213,454.44

ACCESS*

Patients seen in 24 months	Total	Change since previous quarter
Quarter ending December 2017	2,597	
Quarter ending March 2018	2,586	→
Quarter ending June 2018	2,566	→
Quarter ending September 2018	2,550	→
Quarter ending December 2018	2,554	→
Variance since December 2017	(1.7%)	↓



ACTIVITY



Month	Adjusted Scheduled Activity (UDA)	
	2018	2019
April	169	99
May	867	750
June	1,400	1,417
July	2,190	2,189
August	2,742	2,679
September	3,406	3,553
October	4,082	4,184
November	4,951	5,076
December	5,612	5,608
January	5,963	
February	7,037	
March	7,795	
April	8,371	
May	8,553	
June	8,553	

QUALITY

	Quantity	Base Number	Contract	AT	Region	England
% of FP17s for the same patient ID Re-attending within 3 months - Children	28	596	4.7%	9.9%	12.3%	11.8%
% of FP17s for the same patient ID Re-attending within 3 months - Adults	432	2,581	16.7%	14.0%	15.8%	15.6%
% of FP17s for the same patient ID Re-attending between 3 & 9 months - Children	450	596	75.5%	57.3%	60.1%	58.8%
% of FP17s for the same patient ID Re-attending between 3 & 9 months - Adults	1,647	2,581	63.8%	52.7%	53.3%	51.0%
% of FP17s for Band 1 Urgent Courses	170	2,810	6.0%	8.1%	9.0%	9.0%
% of FP17s Relating to Free Repair or Replacements	29	2,810	1.0%	1.1%	1.0%	0.8%
% of FP17s Relating to Continuations	44	2,810	1.6%	1.2%	1.0%	0.9%
% of Patients satisfied with the dentistry they have received	2	2	N/A	94.7%	93.8%	93.2%
% of Patients satisfied with the time they had to wait for an appointment	2	2	N/A	91.5%	89.4%	88.3%

* This is based on patients treated on this contract for their most recent course of treatment. Figures in italics indicate the base number of FP17s or Patient Questionnaire responses are less than 100. N/A is shown where the base number of responses is less than 10 during the period. % is calculated as Quantity/Base number*100

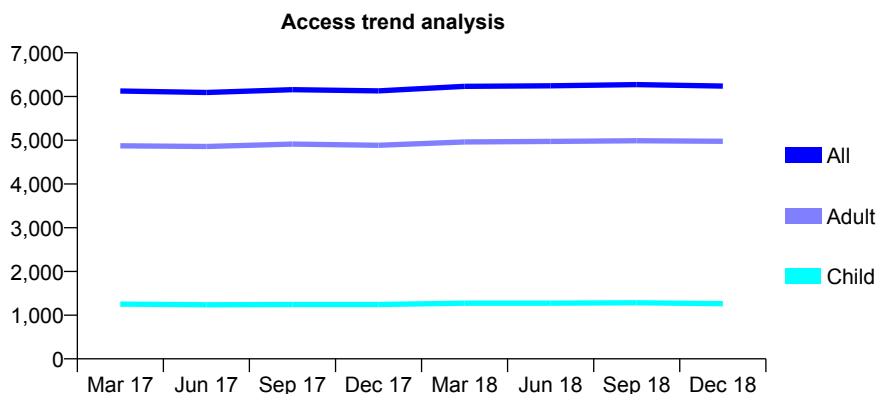
Q49 - Vital Signs At a Glance Contract Report for 334189/0001 - December 2018

Name or company name	MR GW MAW
Contract type name	GDS Contract
Purpose of contract	General
Contract start date	01/04/2006
Contract end date	

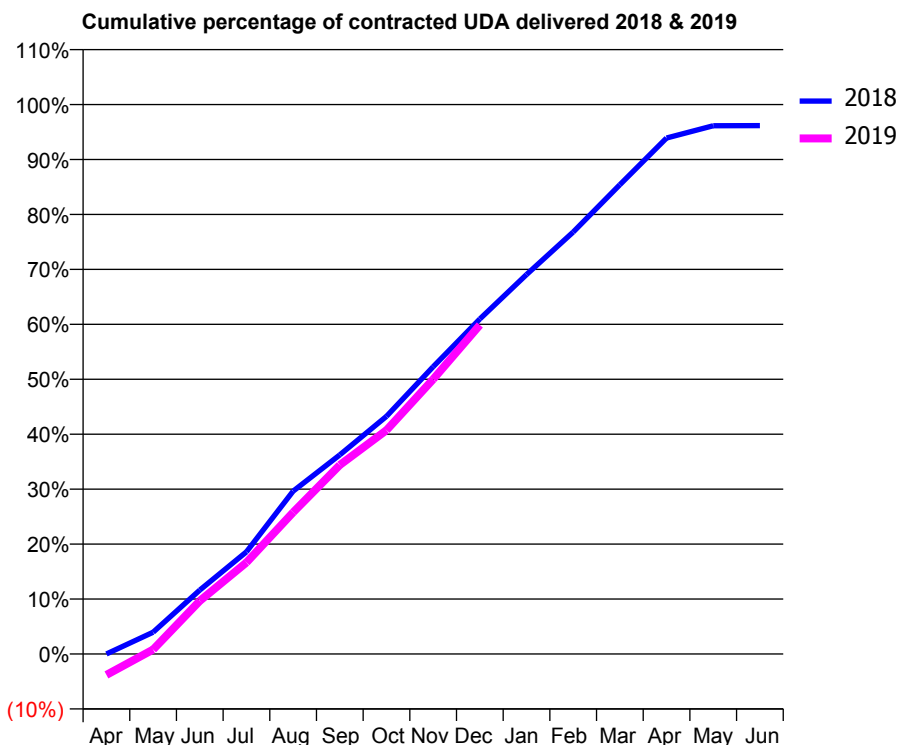
18/19 Contracted general activity (UDA)	19,221
Carry forward general activity (UDA)	736
18/19 Contracted orthodontic activity (UOA)	0
Carry forward orthodontic activity (UOA)	0
Baseline contract value	£455,346.25

ACCESS*

Patients seen in 24 months	Total	Change since previous quarter
Quarter ending December 2017	6,130	
Quarter ending March 2018	6,234	→
Quarter ending June 2018	6,246	→
Quarter ending September 2018	6,272	→
Quarter ending December 2018	6,238	→
Variance since December 2017	1.8%	→



ACTIVITY



Month	Adjusted Scheduled Activity (UDA)	
	2018	2019
April	0	-736
May	762	158
June	2,238	1,859
July	3,576	3,200
August	5,698	4,955
September	6,968	6,613
October	8,313	7,828
November	10,051	9,611
December	11,717	11,511
January	13,273	
February	14,761	
March	16,416	
April	18,049	
May	18,479	
June	18,485	

QUALITY

	Quantity	Base Number	Contract	AT	Region	England
% of FP17s for the same patient ID Re-attending within 3 months - Children	99	1,385	7.1%	9.9%	12.3%	11.8%
% of FP17s for the same patient ID Re-attending within 3 months - Adults	750	5,275	14.2%	14.0%	15.8%	15.6%
% of FP17s for the same patient ID Re-attending between 3 & 9 months - Children	837	1,385	60.4%	57.3%	60.1%	58.8%
% of FP17s for the same patient ID Re-attending between 3 & 9 months - Adults	2,934	5,275	55.6%	52.7%	53.3%	51.0%
% of FP17s for Band 1 Urgent Courses	488	5,778	8.4%	8.1%	9.0%	9.0%
% of FP17s Relating to Free Repair or Replacements	47	5,778	0.8%	1.1%	1.0%	0.8%
% of FP17s Relating to Continuations	80	5,778	1.4%	1.2%	1.0%	0.9%
% of Patients satisfied with the dentistry they have received	1	1	N/A	94.7%	93.8%	93.2%
% of Patients satisfied with the time they had to wait for an appointment	1	1	N/A	91.5%	89.4%	88.3%

* This is based on patients treated on this contract for their most recent course of treatment. Figures in italics indicate the base number of FP17s or Patient Questionnaire responses are less than 100. N/A is shown where the base number of responses is less than 10 during the period. % is calculated as Quantity/Base number*100

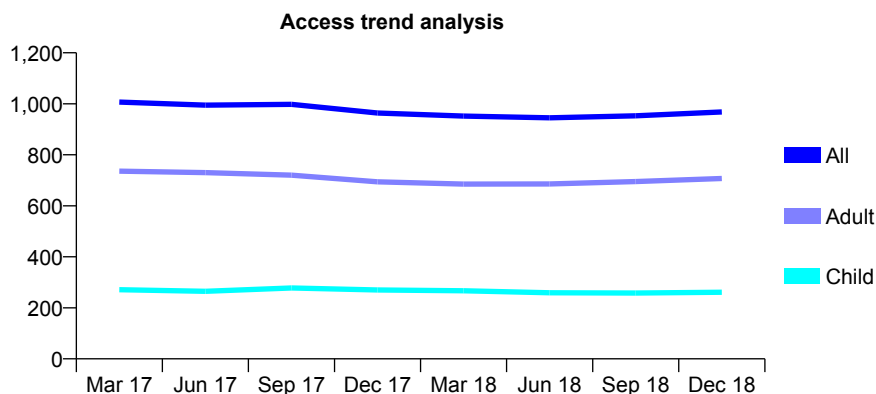
Q49 - Vital Signs At a Glance Contract Report for 334952/0001 - December 2018

Name or company name	MR JP OLD
Contract type name	GDS Contract
Purpose of contract	General
Contract start date	01/04/2006
Contract end date	

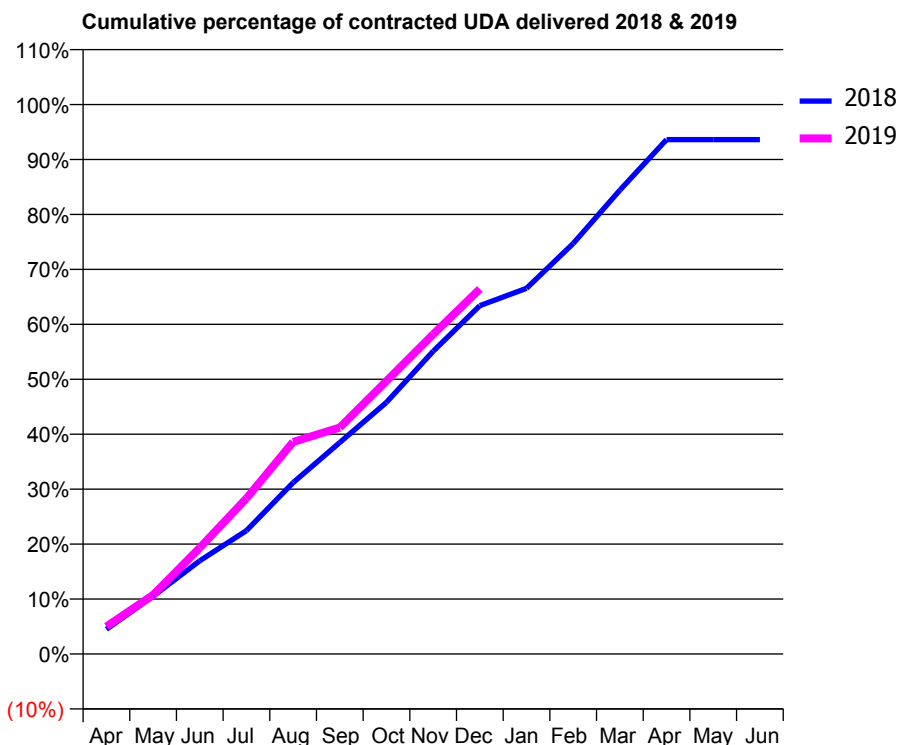
18/19 Contracted general activity (UDA)	2,872
Carry forward general activity (UDA)	-144
18/19 Contracted orthodontic activity (UOA)	0
Carry forward orthodontic activity (UOA)	0
Baseline contract value	£85,081.61

ACCESS*

Patients seen in 24 months	Total	Change since previous quarter
Quarter ending December 2017	964	
Quarter ending March 2018	952	↓
Quarter ending June 2018	945	→
Quarter ending September 2018	953	→
Quarter ending December 2018	968	→
Variance since December 2017	0.4%	→



ACTIVITY



Month	Adjusted Scheduled Activity (UDA)	
	2018	2019
April	129	144
May	302	309
June	488	555
July	645	814
August	896	1,108
September	1,106	1,184
October	1,316	1,427
November	1,583	1,671
December	1,821	1,908
January	1,911	
February	2,146	
March	2,424	
April	2,689	
May	2,689	
June	2,689	

QUALITY

	Quantity	Base Number	Contract	AT	Region	England
% of FP17s for the same patient ID Re-attending within 3 months - Children	43	354	12.1%	9.9%	12.3%	11.8%
% of FP17s for the same patient ID Re-attending within 3 months - Adults	118	863	13.7%	14.0%	15.8%	15.6%
% of FP17s for the same patient ID Re-attending between 3 & 9 months - Children	243	354	68.6%	57.3%	60.1%	58.8%
% of FP17s for the same patient ID Re-attending between 3 & 9 months - Adults	508	863	58.9%	52.7%	53.3%	51.0%
% of FP17s for Band 1 Urgent Courses	56	1,057	5.3%	8.1%	9.0%	9.0%
% of FP17s Relating to Free Repair or Replacements	3	1,057	0.3%	1.1%	1.0%	0.8%
% of FP17s Relating to Continuations	27	1,057	2.6%	1.2%	1.0%	0.9%
% of Patients satisfied with the dentistry they have received	1	1	N/A	94.7%	93.8%	93.2%
% of Patients satisfied with the time they had to wait for an appointment	1	1	N/A	91.5%	89.4%	88.3%

* This is based on patients treated on this contract for their most recent course of treatment. Figures in italics indicate the base number of FP17s or Patient Questionnaire responses are less than 100. N/A is shown where the base number of responses is less than 10 during the period. % is calculated as Quantity/Base number*100

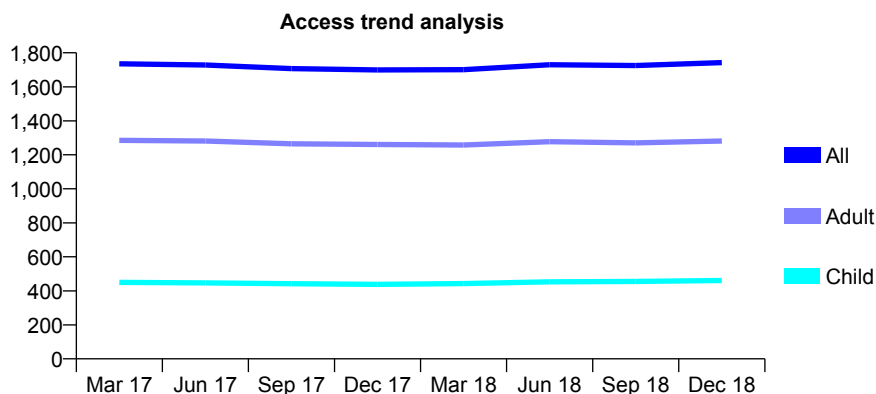
Q49 - Vital Signs At a Glance Contract Report for 334952/0002 - December 2018

Name or company name	MR JP OLD
Contract type name	GDS Contract
Purpose of contract	General
Contract start date	01/04/2006
Contract end date	

18/19 Contracted general activity (UDA)	4,832
Carry forward general activity (UDA)	0
18/19 Contracted orthodontic activity (UOA)	0
Carry forward orthodontic activity (UOA)	0
Baseline contract value	£143,133.07

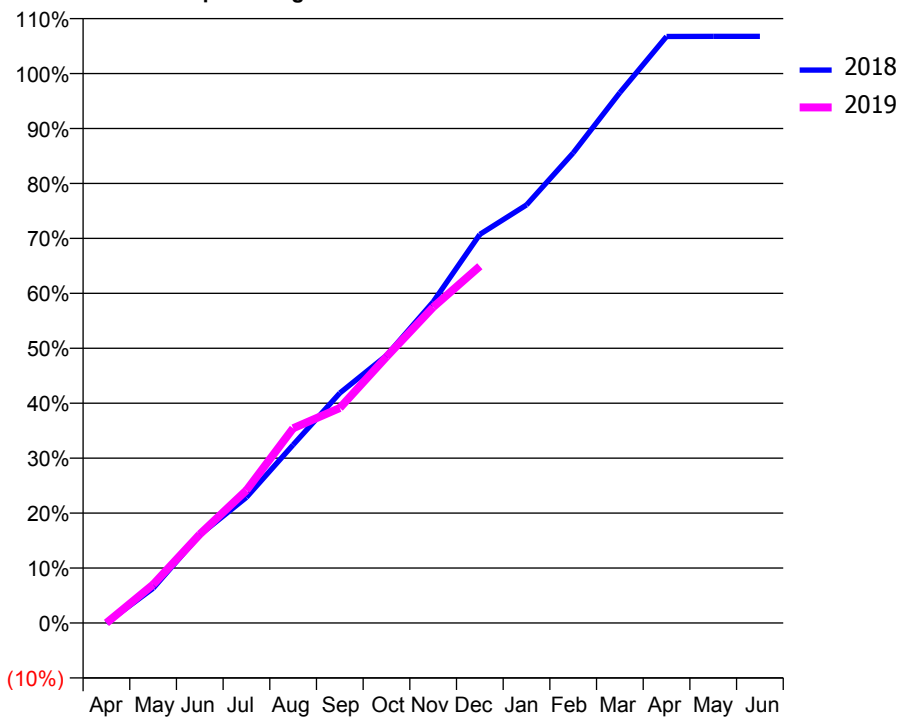
ACCESS*

Patients seen in 24 months	Total	Change since previous quarter
Quarter ending December 2017	1,699	
Quarter ending March 2018	1,701	→
Quarter ending June 2018	1,730	→
Quarter ending September 2018	1,725	→
Quarter ending December 2018	1,742	→
Variance since December 2017	2.5%	↑



ACTIVITY

Cumulative percentage of contracted UDA delivered 2018 & 2019



Month	Adjusted Scheduled Activity (UDA)	
	2018	2019
April	0	0
May	305	338
June	774	780
July	1,105	1,167
August	1,568	1,712
September	2,022	1,890
October	2,352	2,341
November	2,825	2,777
December	3,417	3,137
January	3,677	
February	4,134	
March	4,664	
April	5,158	
May	5,159	
June	5,159	

QUALITY

	Quantity	Base Number	Contract	AT	Region	England
% of FP17s for the same patient ID Re-attending within 3 months - Children	63	612	10.3%	9.9%	12.3%	11.8%
% of FP17s for the same patient ID Re-attending within 3 months - Adults	252	1,643	15.3%	14.0%	15.8%	15.6%
% of FP17s for the same patient ID Re-attending between 3 & 9 months - Children	439	612	71.7%	57.3%	60.1%	58.8%
% of FP17s for the same patient ID Re-attending between 3 & 9 months - Adults	1,035	1,643	63.0%	52.7%	53.3%	51.0%
% of FP17s for Band 1 Urgent Courses	99	1,949	5.1%	8.1%	9.0%	9.0%
% of FP17s Relating to Free Repair or Replacements	6	1,949	0.3%	1.1%	1.0%	0.8%
% of FP17s Relating to Continuations	29	1,949	1.5%	1.2%	1.0%	0.9%
% of Patients satisfied with the dentistry they have received	2	2	N/A	94.7%	93.8%	93.2%
% of Patients satisfied with the time they had to wait for an appointment	2	2	N/A	91.5%	89.4%	88.3%

* This is based on patients treated on this contract for their most recent course of treatment. Figures in italics indicate the base number of FP17s or Patient Questionnaire responses are less than 100. N/A is shown where the base number of responses is less than 10 during the period. % is calculated as Quantity/Base number*100

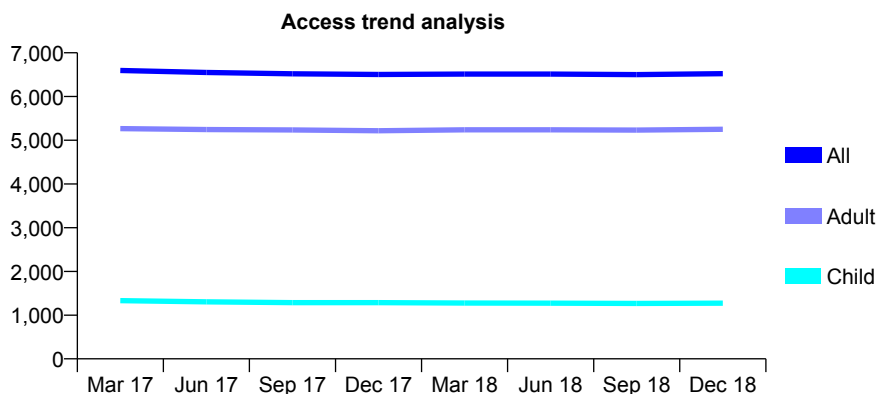
Q49 - Vital Signs At a Glance Contract Report for 336610/0001 - December 2018

Name or company name	MISS EL ALPIN
Contract type name	GDS Contract
Purpose of contract	General
Contract start date	01/04/2006
Contract end date	

18/19 Contracted general activity (UDA)	22,901
Carry forward general activity (UDA)	0
18/19 Contracted orthodontic activity (UOA)	0
Carry forward orthodontic activity (UOA)	0
Baseline contract value	£530,030.56

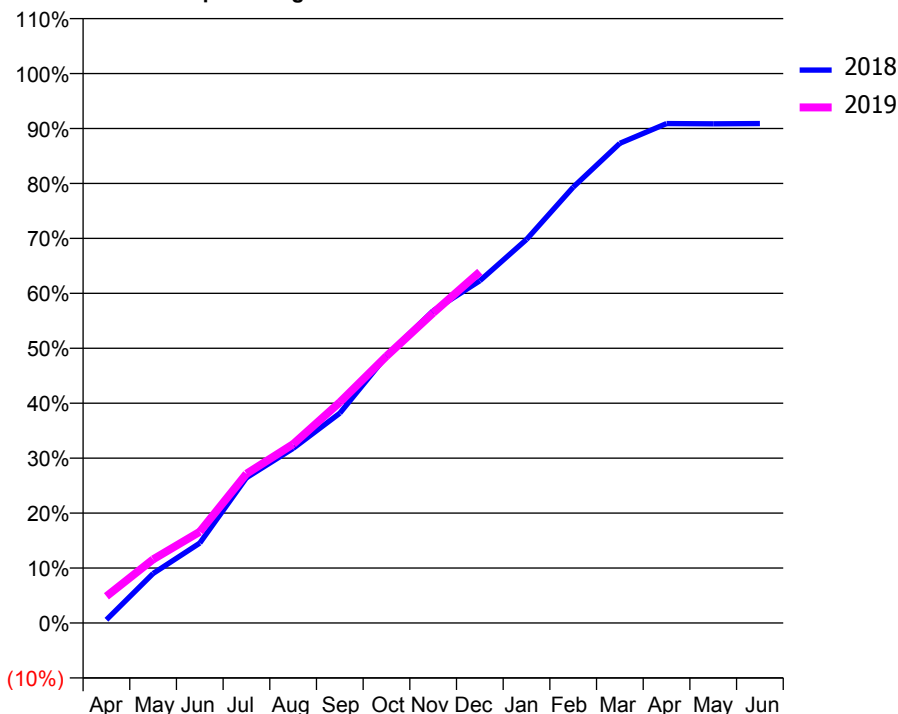
ACCESS*

Patients seen in 24 months	Total	Change since previous quarter
Quarter ending December 2017	6,503	
Quarter ending March 2018	6,514	→
Quarter ending June 2018	6,513	→
Quarter ending September 2018	6,501	→
Quarter ending December 2018	6,523	→
Variance since December 2017	0.3%	→



ACTIVITY

Cumulative percentage of contracted UDA delivered 2018 & 2019



Month	Adjusted Scheduled Activity (UDA)	
	2018	2019
April	137	1,112
May	2,062	2,653
June	3,330	3,804
July	6,054	6,224
August	7,275	7,453
September	8,743	9,203
October	11,128	11,123
November	13,014	12,924
December	14,264	14,638
January	15,984	
February	18,162	
March	19,993	
April	20,812	
May	20,806	
June	20,816	

QUALITY

	Quantity	Base Number	Contract	AT	Region	England
% of FP17s for the same patient ID Re-attending within 3 months - Children	98	1,424	6.9%	9.9%	12.3%	11.8%
% of FP17s for the same patient ID Re-attending within 3 months - Adults	706	5,496	12.8%	14.0%	15.8%	15.6%
% of FP17s for the same patient ID Re-attending between 3 & 9 months - Children	899	1,424	63.1%	57.3%	60.1%	58.8%
% of FP17s for the same patient ID Re-attending between 3 & 9 months - Adults	3,041	5,496	55.3%	52.7%	53.3%	51.0%
% of FP17s for Band 1 Urgent Courses	313	6,626	4.7%	8.1%	9.0%	9.0%
% of FP17s Relating to Free Repair or Replacements	113	6,626	1.7%	1.1%	1.0%	0.8%
% of FP17s Relating to Continuations	155	6,626	2.3%	1.2%	1.0%	0.9%
% of Patients satisfied with the dentistry they have received	3	3	N/A	94.7%	93.8%	93.2%
% of Patients satisfied with the time they had to wait for an appointment	3	3	N/A	91.5%	89.4%	88.3%

* This is based on patients treated on this contract for their most recent course of treatment. Figures in italics indicate the base number of FP17s or Patient Questionnaire responses are less than 100. N/A is shown where the base number of responses is less than 10 during the period. % is calculated as Quantity/Base number*100

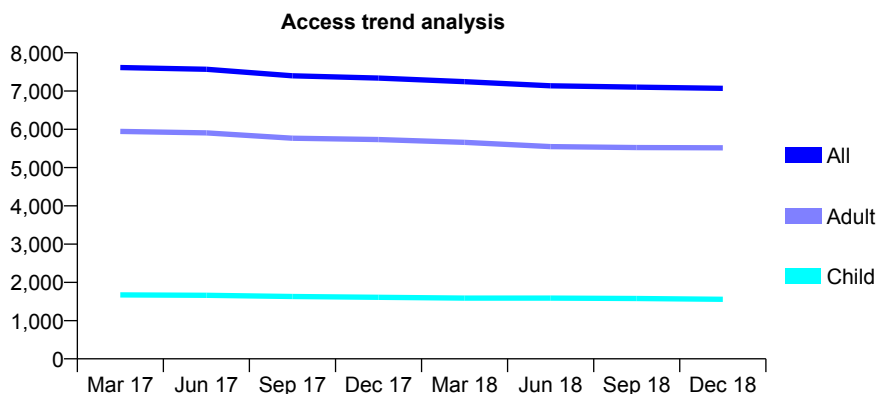
Q49 - Vital Signs At a Glance Contract Report for 336610/0002 - December 2018

Name or company name	MISS EL ALPIN
Contract type name	GDS Contract
Purpose of contract	General
Contract start date	01/02/2007
Contract end date	

18/19 Contracted general activity (UDA)	21,500
Carry forward general activity (UDA)	0
18/19 Contracted orthodontic activity (UOA)	0
Carry forward orthodontic activity (UOA)	0
Baseline contract value	£606,201.36

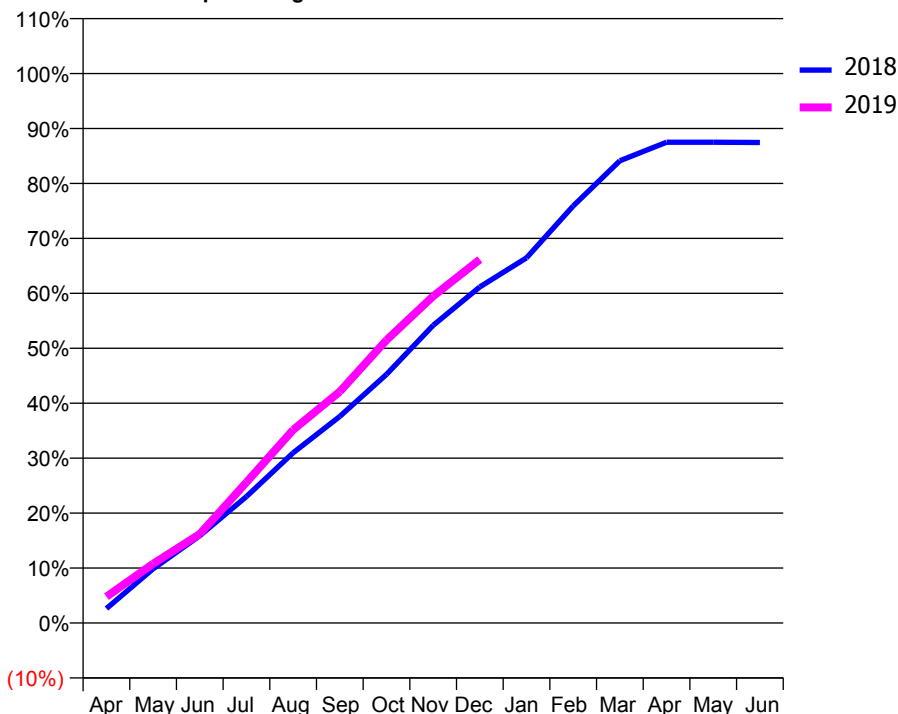
ACCESS*

Patients seen in 24 months	Total	Change since previous quarter
Quarter ending December 2017	7,341	
Quarter ending March 2018	7,246	↓
Quarter ending June 2018	7,137	↓
Quarter ending September 2018	7,102	→
Quarter ending December 2018	7,071	→
Variance since December 2017	(3.7%)	↓



ACTIVITY

Cumulative percentage of contracted UDA delivered 2018 & 2019



Month	Adjusted Scheduled Activity (UDA)	
	2018	2019
April	590	1,030
May	2,221	2,319
June	3,575	3,481
July	5,177	5,509
August	6,971	7,557
September	8,459	9,052
October	10,180	11,070
November	12,188	12,786
December	13,760	14,223
January	14,952	
February	17,079	
March	18,929	
April	19,689	
May	19,688	
June	19,676	

QUALITY

	Quantity	Base Number	Contract	AT	Region	England
% of FP17s for the same patient ID Re-attending within 3 months - Children	92	1,583	5.8%	9.9%	12.3%	11.8%
% of FP17s for the same patient ID Re-attending within 3 months - Adults	690	5,527	12.5%	14.0%	15.8%	15.6%
% of FP17s for the same patient ID Re-attending between 3 & 9 months - Children	848	1,583	53.6%	57.3%	60.1%	58.8%
% of FP17s for the same patient ID Re-attending between 3 & 9 months - Adults	2,855	5,527	51.7%	52.7%	53.3%	51.0%
% of FP17s for Band 1 Urgent Courses	277	6,796	4.1%	8.1%	9.0%	9.0%
% of FP17s Relating to Free Repair or Replacements	104	6,796	1.5%	1.1%	1.0%	0.8%
% of FP17s Relating to Continuations	132	6,796	1.9%	1.2%	1.0%	0.9%
% of Patients satisfied with the dentistry they have received	3	4	N/A	94.7%	93.8%	93.2%
% of Patients satisfied with the time they had to wait for an appointment	3	4	N/A	91.5%	89.4%	88.3%

* This is based on patients treated on this contract for their most recent course of treatment. Figures in italics indicate the base number of FP17s or Patient Questionnaire responses are less than 100. N/A is shown where the base number of responses is less than 10 during the period. % is calculated as Quantity/Base number*100

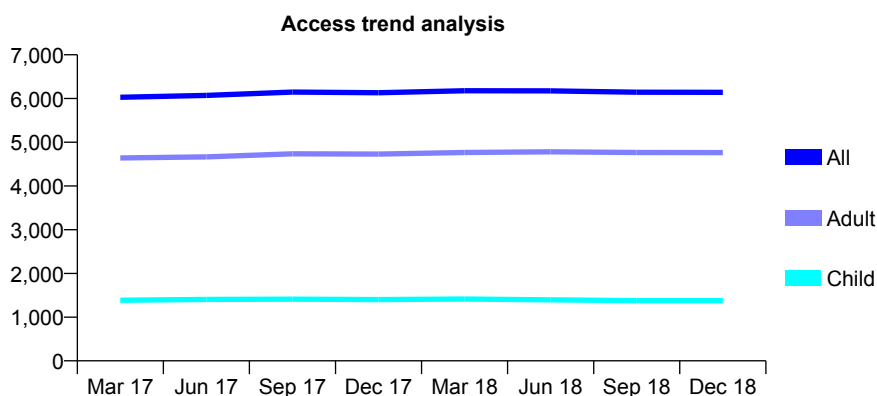
Q49 - Vital Signs At a Glance Contract Report for 336610/0003 - December 2018

Name or company name	MISS EL ALPIN
Contract type name	GDS Contract
Purpose of contract	General
Contract start date	08/02/2007
Contract end date	

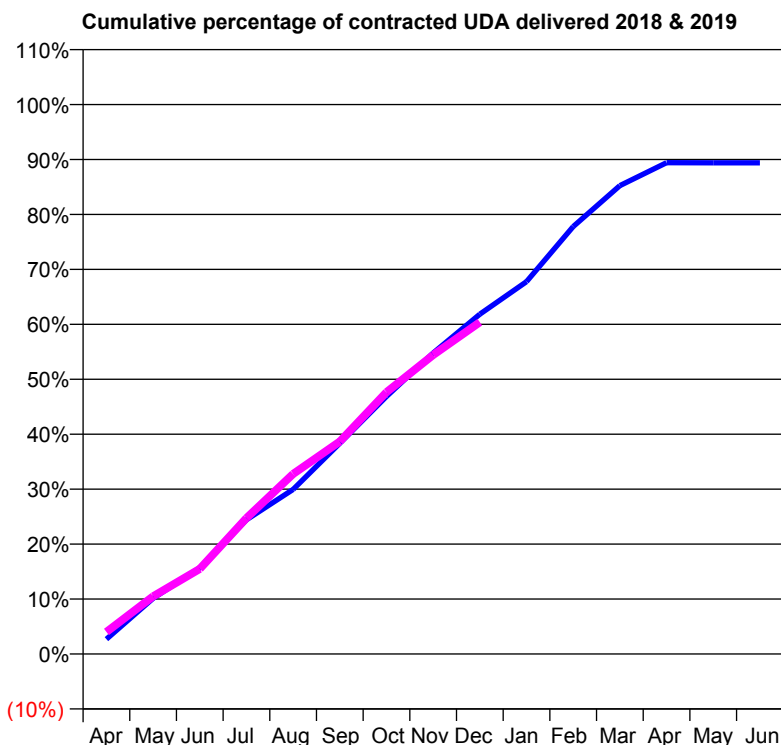
18/19 Contracted general activity (UDA)	19,468
Carry forward general activity (UDA)	0
18/19 Contracted orthodontic activity (UOA)	0
Carry forward orthodontic activity (UOA)	0
Baseline contract value	£428,572.12

ACCESS*

Patients seen in 24 months	Total	Change since previous quarter
Quarter ending December 2017	6,131	
Quarter ending March 2018	6,179	→
Quarter ending June 2018	6,176	→
Quarter ending September 2018	6,143	→
Quarter ending December 2018	6,140	→
Variance since December 2017	0.1%	→



ACTIVITY



Month	Adjusted Scheduled Activity (UDA)	
	2018	2019
April	525	781
May	1,969	2,042
June	3,045	3,019
July	4,743	4,817
August	5,816	6,382
September	7,449	7,530
October	9,102	9,274
November	10,640	10,596
December	12,011	11,757
January	13,158	
February	15,106	
March	16,550	
April	17,362	
May	17,357	
June	17,356	

QUALITY

	Quantity	Base Number	Contract	AT	Region	England
% of FP17s for the same patient ID Re-attending within 3 months - Children	61	1,424	4.3%	9.9%	12.3%	11.8%
% of FP17s for the same patient ID Re-attending within 3 months - Adults	503	4,584	11.0%	14.0%	15.8%	15.6%
% of FP17s for the same patient ID Re-attending between 3 & 9 months - Children	830	1,424	58.3%	57.3%	60.1%	58.8%
% of FP17s for the same patient ID Re-attending between 3 & 9 months - Adults	2,479	4,584	54.1%	52.7%	53.3%	51.0%
% of FP17s for Band 1 Urgent Courses	227	5,632	4.0%	8.1%	9.0%	9.0%
% of FP17s Relating to Free Repair or Replacements	115	5,632	2.0%	1.1%	1.0%	0.8%
% of FP17s Relating to Continuations	109	5,632	1.9%	1.2%	1.0%	0.9%
% of Patients satisfied with the dentistry they have received	2	3	N/A	94.7%	93.8%	93.2%
% of Patients satisfied with the time they had to wait for an appointment	3	3	N/A	91.5%	89.4%	88.3%

* This is based on patients treated on this contract for their most recent course of treatment. Figures in italics indicate the base number of FP17s or Patient Questionnaire responses are less than 100. N/A is shown where the base number of responses is less than 10 during the period. % is calculated as Quantity/Base number*100

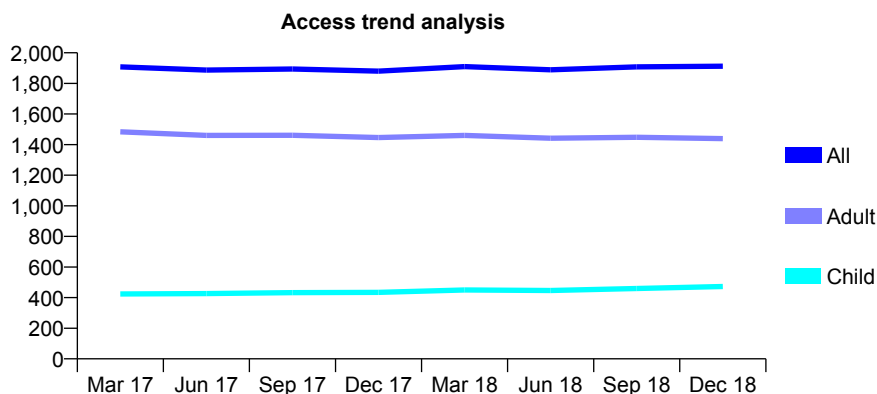
Q49 - Vital Signs At a Glance Contract Report for 336610/0004 - December 2018

Name or company name	MISS EL ALPIN
Contract type name	GDS Contract
Purpose of contract	General
Contract start date	01/05/2010
Contract end date	

18/19 Contracted general activity (UDA)	6,000
Carry forward general activity (UDA)	0
18/19 Contracted orthodontic activity (UOA)	0
Carry forward orthodontic activity (UOA)	0
Baseline contract value	£132,352.81

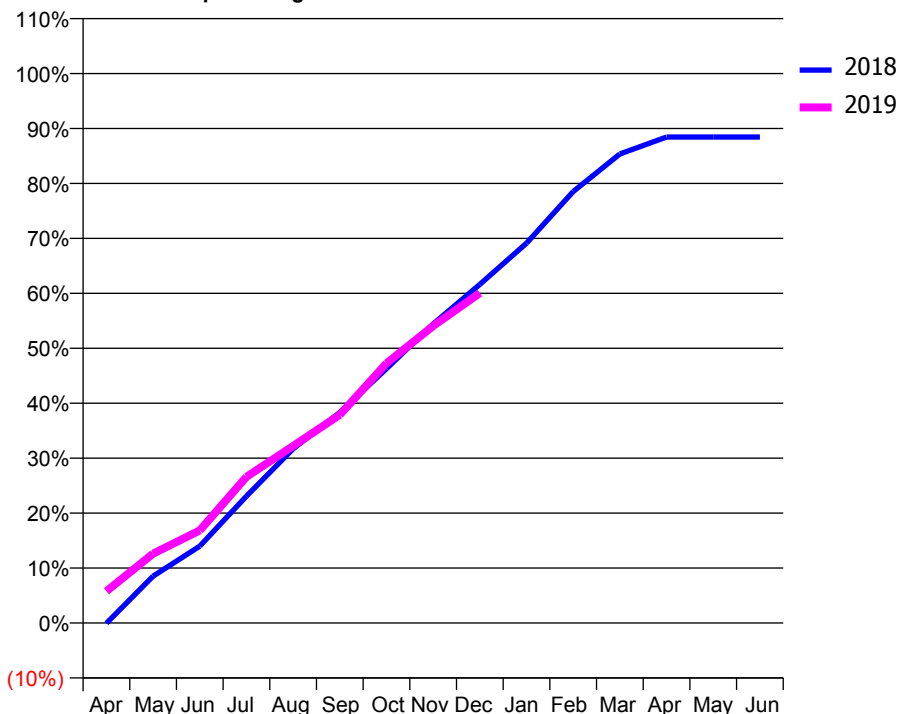
ACCESS*

Patients seen in 24 months	Total	Change since previous quarter
Quarter ending December 2017	1,880	
Quarter ending March 2018	1,910	→
Quarter ending June 2018	1,889	↓
Quarter ending September 2018	1,908	→
Quarter ending December 2018	1,912	→
Variance since December 2017	1.7%	→



ACTIVITY

Cumulative percentage of contracted UDA delivered 2018 & 2019



Month	Adjusted Scheduled Activity (UDA)	
	2018	2019
April	-4	347
May	512	757
June	840	1,012
July	1,385	1,596
August	1,903	1,933
September	2,299	2,274
October	2,778	2,835
November	3,265	3,243
December	3,697	3,602
January	4,147	
February	4,711	
March	5,122	
April	5,307	
May	5,307	
June	5,307	

QUALITY

	Quantity	Base Number	Contract	AT	Region	England
% of FP17s for the same patient ID Re-attending within 3 months - Children	30	471	6.4%	9.9%	12.3%	11.8%
% of FP17s for the same patient ID Re-attending within 3 months - Adults	194	1,349	14.4%	14.0%	15.8%	15.6%
% of FP17s for the same patient ID Re-attending between 3 & 9 months - Children	270	471	57.3%	57.3%	60.1%	58.8%
% of FP17s for the same patient ID Re-attending between 3 & 9 months - Adults	636	1,349	47.1%	52.7%	53.3%	51.0%
% of FP17s for Band 1 Urgent Courses	127	1,738	7.3%	8.1%	9.0%	9.0%
% of FP17s Relating to Free Repair or Replacements	32	1,738	1.8%	1.1%	1.0%	0.8%
% of FP17s Relating to Continuations	31	1,738	1.8%	1.2%	1.0%	0.9%
% of Patients satisfied with the dentistry they have received	3	3	N/A	94.7%	93.8%	93.2%
% of Patients satisfied with the time they had to wait for an appointment	3	3	N/A	91.5%	89.4%	88.3%

* This is based on patients treated on this contract for their most recent course of treatment. Figures in italics indicate the base number of FP17s or Patient Questionnaire responses are less than 100. N/A is shown where the base number of responses is less than 10 during the period. % is calculated as Quantity/Base number*100

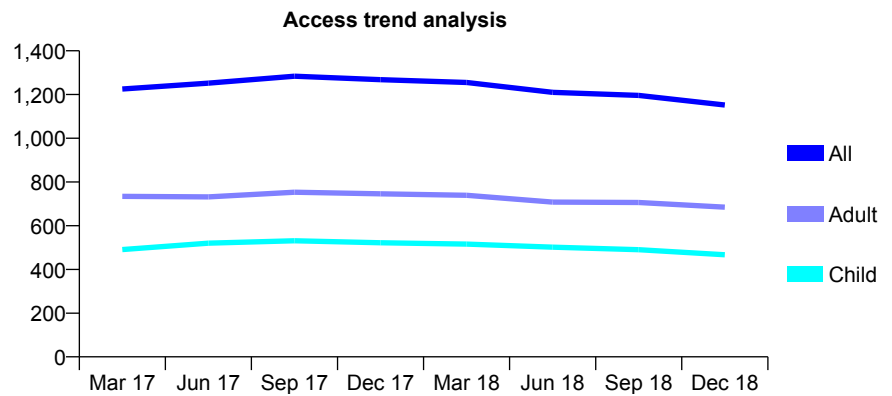
Q49 - Vital Signs At a Glance Contract Report for 338206/0001 - December 2018

Name or company name	MRS J CANTY
Contract type name	GDS Contract
Purpose of contract	General and Orthodontic
Contract start date	01/04/2006
Contract end date	

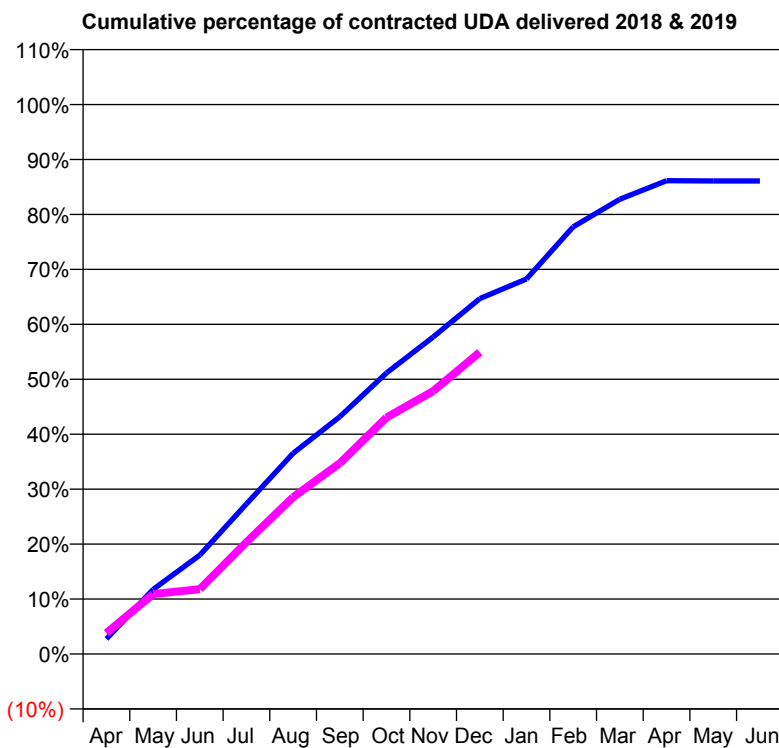
18/19 Contracted general activity (UDA)	5,000
Carry forward general activity (UDA)	0
18/19 Contracted orthodontic activity (UOA)	0
Carry forward orthodontic activity (UOA)	0
Baseline contract value	£122,492.80

ACCESS*

Patients seen in 24 months	Total	Change since previous quarter
Quarter ending December 2017	1,268	
Quarter ending March 2018	1,255	↓
Quarter ending June 2018	1,210	↓
Quarter ending September 2018	1,196	↓
Quarter ending December 2018	1,152	↓
Variance since December 2017	(9.1%)	↓



ACTIVITY



Month	Adjusted Scheduled Activity (UDA)	
	2018	2019
April	146	191
May	623	545
June	954	590
July	1,448	1,018
August	1,936	1,428
September	2,289	1,735
October	2,711	2,151
November	3,058	2,392
December	3,428	2,746
January	3,618	
February	4,121	
March	4,386	
April	4,565	
May	4,562	
June	4,562	

QUALITY

	Quantity	Base Number	Contract	AT	Region	England
% of FP17s for the same patient ID Re-attending within 3 months - Children	17	384	4.4%	9.9%	12.3%	11.8%
% of FP17s for the same patient ID Re-attending within 3 months - Adults	119	606	19.6%	14.0%	15.8%	15.6%
% of FP17s for the same patient ID Re-attending between 3 & 9 months - Children	187	384	48.7%	57.3%	60.1%	58.8%
% of FP17s for the same patient ID Re-attending between 3 & 9 months - Adults	236	606	38.9%	52.7%	53.3%	51.0%
% of FP17s for Band 1 Urgent Courses	52	937	5.5%	8.1%	9.0%	9.0%
% of FP17s Relating to Free Repair or Replacements	0	937	0.0%	1.1%	1.0%	0.8%
% of FP17s Relating to Continuations	1	937	0.1%	1.2%	1.0%	0.9%
% of Patients satisfied with the dentistry they have received	0	0	N/A	94.7%	93.8%	93.2%
% of Patients satisfied with the time they had to wait for an appointment	0	0	N/A	91.5%	89.4%	88.3%

* This is based on patients treated on this contract for their most recent course of treatment. Figures in italics indicate the base number of FP17s or Patient Questionnaire responses are less than 100. N/A is shown where the base number of responses is less than 10 during the period. % is calculated as Quantity/Base number*100

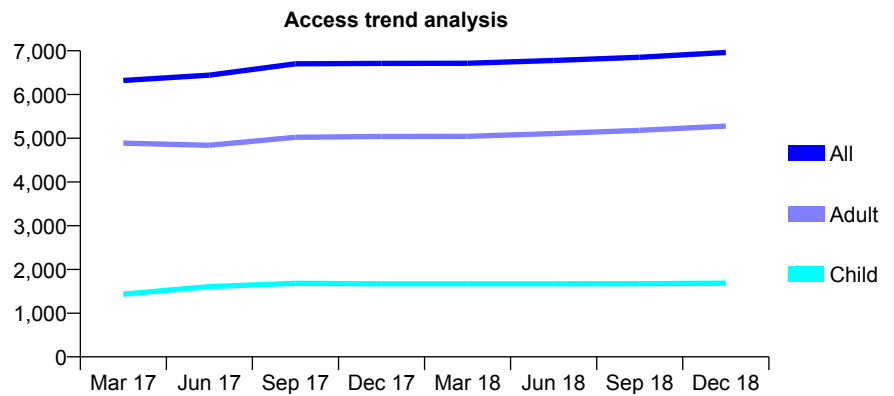
Q49 - Vital Signs At a Glance Contract Report for 340103/0001 - December 2018

Name or company name	MRS JA COATES
Contract type name	GDS Contract
Purpose of contract	General
Contract start date	07/06/2007
Contract end date	

18/19 Contracted general activity (UDA)	20,527
Carry forward general activity (UDA)	0
18/19 Contracted orthodontic activity (UOA)	0
Carry forward orthodontic activity (UOA)	0
Baseline contract value	£590,188.97

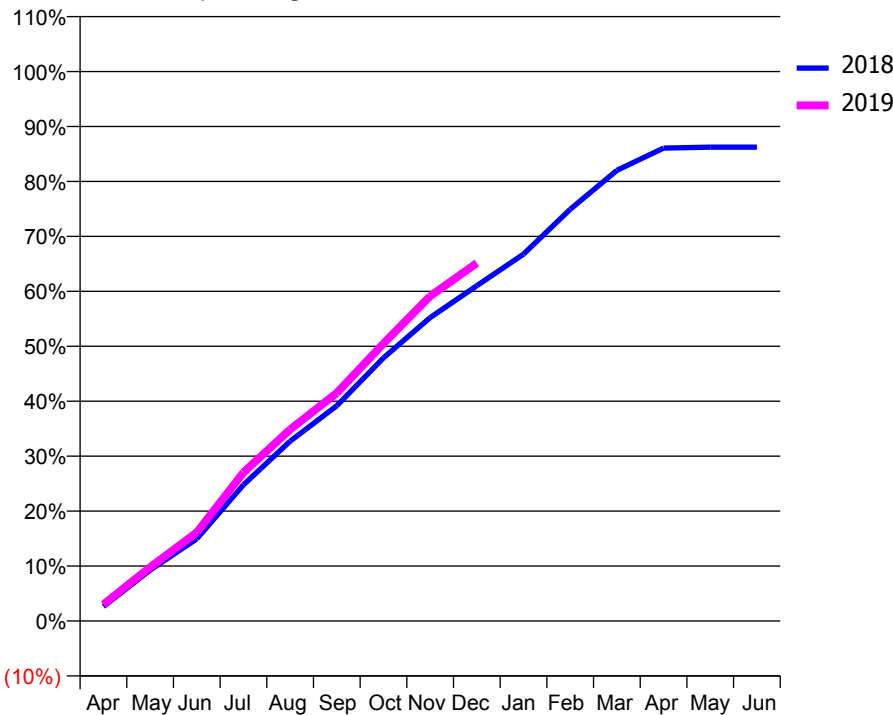
ACCESS*

Patients seen in 24 months	Total	Change since previous quarter
Quarter ending December 2017	6,711	
Quarter ending March 2018	6,714	→
Quarter ending June 2018	6,779	→
Quarter ending September 2018	6,853	→
Quarter ending December 2018	6,963	→
Variance since December 2017	3.8%	↑



ACTIVITY

Cumulative percentage of contracted UDA delivered 2018 & 2019



Month	Adjusted Scheduled Activity (UDA)	
	2018	2019
April	563	619
May	1,972	2,008
June	3,192	3,310
July	5,286	5,551
August	6,978	7,156
September	8,357	8,521
October	10,213	10,369
November	11,777	12,135
December	13,013	13,374
January	14,239	
February	15,979	
March	17,488	
April	18,357	
May	18,391	
June	18,391	

QUALITY

	Quantity	Base Number	Contract	AT	Region	England
% of FP17s for the same patient ID Re-attending within 3 months - Children	115	1,489	7.7%	9.9%	12.3%	11.8%
% of FP17s for the same patient ID Re-attending within 3 months - Adults	792	5,123	15.5%	14.0%	15.8%	15.6%
% of FP17s for the same patient ID Re-attending between 3 & 9 months - Children	710	1,489	47.7%	57.3%	60.1%	58.8%
% of FP17s for the same patient ID Re-attending between 3 & 9 months - Adults	2,262	5,123	44.2%	52.7%	53.3%	51.0%
% of FP17s for Band 1 Urgent Courses	797	6,245	12.8%	8.1%	9.0%	9.0%
% of FP17s Relating to Free Repair or Replacements	150	6,245	2.4%	1.1%	1.0%	0.8%
% of FP17s Relating to Continuations	64	6,245	1.0%	1.2%	1.0%	0.9%
% of Patients satisfied with the dentistry they have received	6	6	N/A	94.7%	93.8%	93.2%
% of Patients satisfied with the time they had to wait for an appointment	5	6	N/A	91.5%	89.4%	88.3%

* This is based on patients treated on this contract for their most recent course of treatment. Figures in italics indicate the base number of FP17s or Patient Questionnaire responses are less than 100. N/A is shown where the base number of responses is less than 10 during the period. % is calculated as Quantity/Base number*100

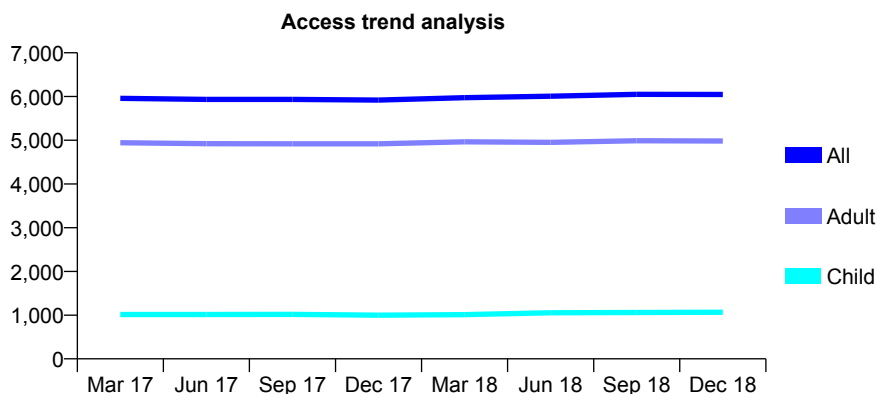
Q49 - Vital Signs At a Glance Contract Report for 341894/0001 - December 2018

Name or company name	MR YA NOJIB
Contract type name	GDS Contract
Purpose of contract	General
Contract start date	14/04/2007
Contract end date	

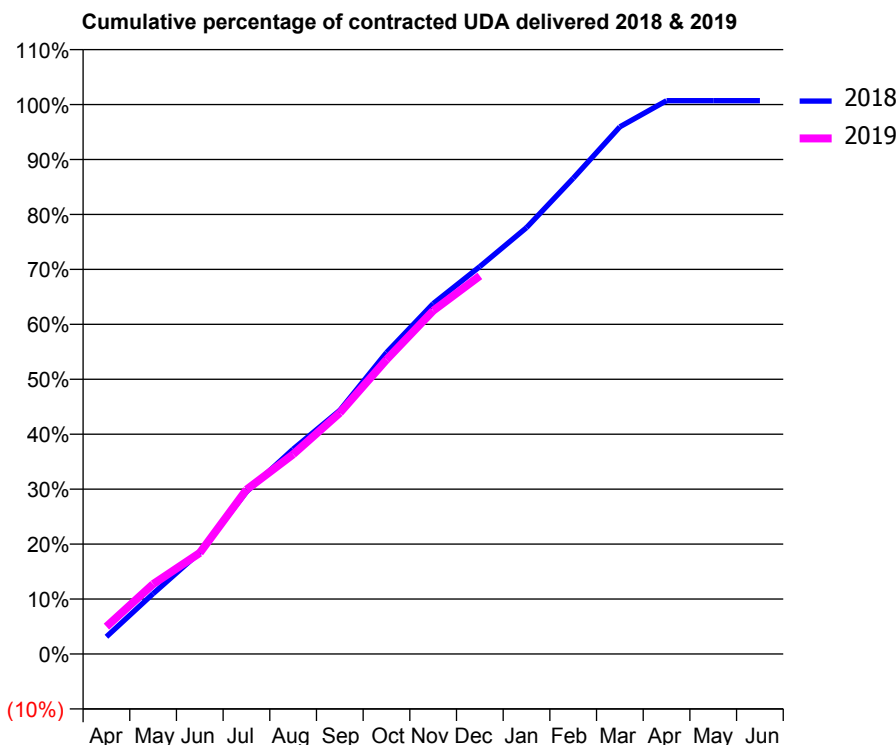
18/19 Contracted general activity (UDA)	18,117
Carry forward general activity (UDA)	-128
18/19 Contracted orthodontic activity (UOA)	0
Carry forward orthodontic activity (UOA)	0
Baseline contract value	£499,624.64

ACCESS*

Patients seen in 24 months	Total	Change since previous quarter
Quarter ending December 2017	5,919	
Quarter ending March 2018	5,974	→
Quarter ending June 2018	6,006	→
Quarter ending September 2018	6,049	→
Quarter ending December 2018	6,048	→
Variance since December 2017	2.2%	↑



ACTIVITY



Month	Adjusted Scheduled Activity (UDA)	
	2018	2019
April	571	903
May	1,990	2,305
June	3,353	3,335
July	5,348	5,418
August	6,755	6,584
September	8,035	7,950
October	9,939	9,705
November	11,553	11,318
December	12,774	12,467
January	14,060	
February	15,685	
March	17,380	
April	18,243	
May	18,244	
June	18,245	

QUALITY

	Quantity	Base Number	Contract	AT	Region	England
% of FP17s for the same patient ID Re-attending within 3 months - Children	81	1,329	6.1%	9.9%	12.3%	11.8%
% of FP17s for the same patient ID Re-attending within 3 months - Adults	825	6,104	13.5%	14.0%	15.8%	15.6%
% of FP17s for the same patient ID Re-attending between 3 & 9 months - Children	863	1,329	64.9%	57.3%	60.1%	58.8%
% of FP17s for the same patient ID Re-attending between 3 & 9 months - Adults	4,139	6,104	67.8%	52.7%	53.3%	51.0%
% of FP17s for Band 1 Urgent Courses	220	6,620	3.3%	8.1%	9.0%	9.0%
% of FP17s Relating to Free Repair or Replacements	114	6,620	1.7%	1.1%	1.0%	0.8%
% of FP17s Relating to Continuations	159	6,620	2.4%	1.2%	1.0%	0.9%
% of Patients satisfied with the dentistry they have received	3	3	N/A	94.7%	93.8%	93.2%
% of Patients satisfied with the time they had to wait for an appointment	3	3	N/A	91.5%	89.4%	88.3%

* This is based on patients treated on this contract for their most recent course of treatment. Figures in italics indicate the base number of FP17s or Patient Questionnaire responses are less than 100. N/A is shown where the base number of responses is less than 10 during the period. % is calculated as Quantity/Base number*100

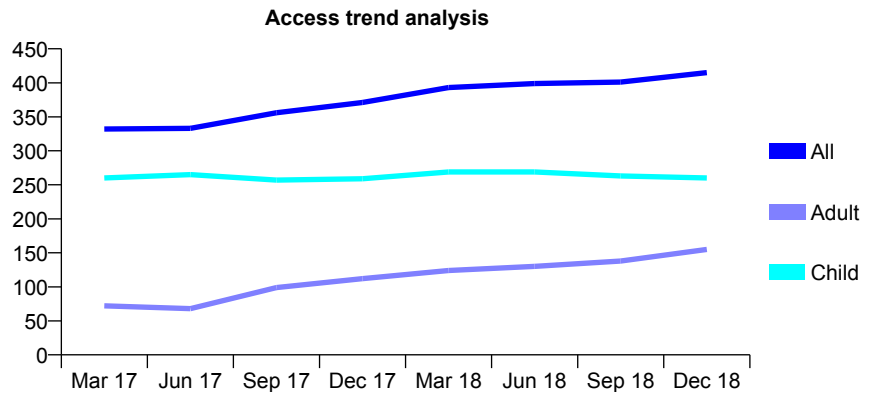
Q49 - Vital Signs At a Glance Contract Report for 341894/0004 - December 2018

Name or company name	MR YA NOJIB
Contract type name	GDS Contract
Purpose of contract	General
Contract start date	01/04/2011
Contract end date	

18/19 Contracted general activity (UDA)	2,031
Carry forward general activity (UDA)	0
18/19 Contracted orthodontic activity (UOA)	0
Carry forward orthodontic activity (UOA)	0
Baseline contract value	£44,792.18

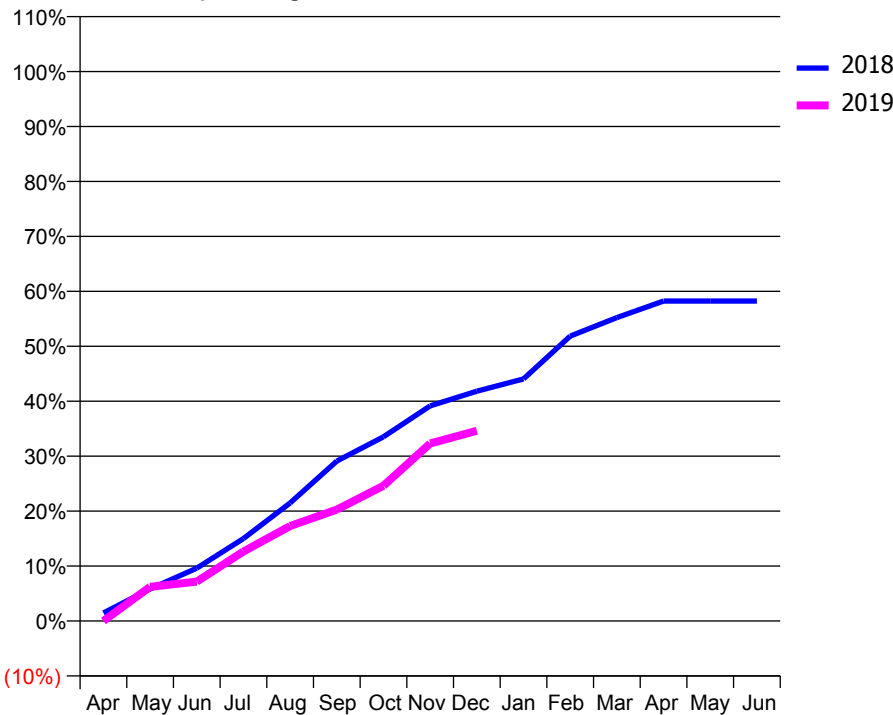
ACCESS*

Patients seen in 24 months	Total	Change since previous quarter
Quarter ending December 2017	371	
Quarter ending March 2018	393	↑
Quarter ending June 2018	399	→
Quarter ending September 2018	401	→
Quarter ending December 2018	415	↑
Variance since December 2017	11.9%	↑



ACTIVITY

Cumulative percentage of contracted UDA delivered 2018 & 2019



Month	Adjusted Scheduled Activity (UDA)	
	2018	2019
April	30	0
May	118	126
June	196	145
July	305	257
August	437	351
September	591	412
October	681	500
November	795	656
December	850	703
January	895	
February	1,053	
March	1,121	
April	1,183	
May	1,183	
June	1,183	

QUALITY

	Quantity	Base Number	Contract	AT	Region	England
% of FP17s for the same patient ID Re-attending within 3 months - Children	27	362	7.5%	9.9%	12.3%	11.8%
% of FP17s for the same patient ID Re-attending within 3 months - Adults	15	123	12.2%	14.0%	15.8%	15.6%
% of FP17s for the same patient ID Re-attending between 3 & 9 months - Children	242	362	66.9%	57.3%	60.1%	58.8%
% of FP17s for the same patient ID Re-attending between 3 & 9 months - Adults	62	123	50.4%	52.7%	53.3%	51.0%
% of FP17s for Band 1 Urgent Courses	15	449	3.3%	8.1%	9.0%	9.0%
% of FP17s Relating to Free Repair or Replacements	0	449	0.0%	1.1%	1.0%	0.8%
% of FP17s Relating to Continuations	4	449	0.9%	1.2%	1.0%	0.9%
% of Patients satisfied with the dentistry they have received	0	0	N/A	94.7%	93.8%	93.2%
% of Patients satisfied with the time they had to wait for an appointment	0	0	N/A	91.5%	89.4%	88.3%

* This is based on patients treated on this contract for their most recent course of treatment. Figures in italics indicate the base number of FP17s or Patient Questionnaire responses are less than 100. N/A is shown where the base number of responses is less than 10 during the period. % is calculated as Quantity/Base number*100

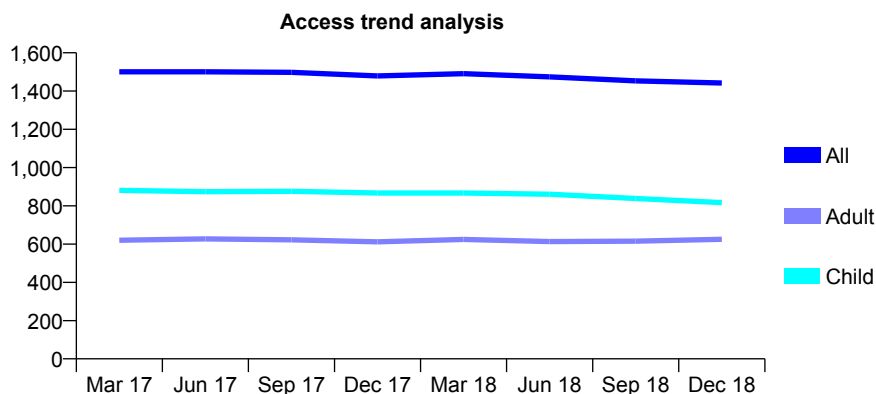
Q49 - Vital Signs At a Glance Contract Report for 344702/0001 - December 2018

Name or company name	MRS EM GRIFFIN
Contract type name	GDS Contract
Purpose of contract	General
Contract start date	01/01/2012
Contract end date	

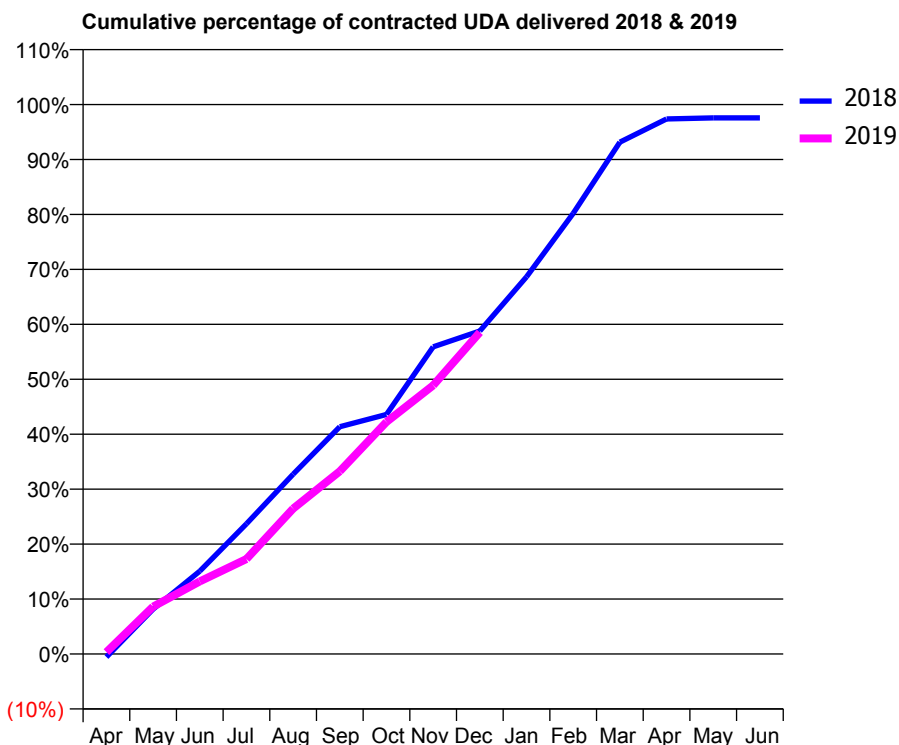
18/19 Contracted general activity (UDA)	4,000
Carry forward general activity (UDA)	98
18/19 Contracted orthodontic activity (UOA)	0
Carry forward orthodontic activity (UOA)	0
Baseline contract value	£100,546.73

ACCESS*

Patients seen in 24 months	Total	Change since previous quarter
Quarter ending December 2017	1,479	
Quarter ending March 2018	1,491	→
Quarter ending June 2018	1,474	↓
Quarter ending September 2018	1,453	↓
Quarter ending December 2018	1,442	→
Variance since December 2017	(2.5%)	↓



ACTIVITY



Month	Adjusted Scheduled Activity (UDA)	
	2018	2019
April	-23	14
May	326	345
June	603	529
July	948	691
August	1,309	1,059
September	1,654	1,331
October	1,744	1,690
November	2,236	1,955
December	2,352	2,342
January	2,745	
February	3,207	
March	3,726	
April	3,894	
May	3,902	
June	3,902	

QUALITY

	Quantity	Base Number	Contract	AT	Region	England
% of FP17s for the same patient ID Re-attending within 3 months - Children	86	1,074	8.0%	9.9%	12.3%	11.8%
% of FP17s for the same patient ID Re-attending within 3 months - Adults	83	646	12.8%	14.0%	15.8%	15.6%
% of FP17s for the same patient ID Re-attending between 3 & 9 months - Children	831	1,074	77.4%	57.3%	60.1%	58.8%
% of FP17s for the same patient ID Re-attending between 3 & 9 months - Adults	443	646	68.6%	52.7%	53.3%	51.0%
% of FP17s for Band 1 Urgent Courses	78	1,607	4.9%	8.1%	9.0%	9.0%
% of FP17s Relating to Free Repair or Replacements	4	1,607	0.2%	1.1%	1.0%	0.8%
% of FP17s Relating to Continuations	9	1,607	0.6%	1.2%	1.0%	0.9%
% of Patients satisfied with the dentistry they have received	1	1	N/A	94.7%	93.8%	93.2%
% of Patients satisfied with the time they had to wait for an appointment	1	1	N/A	91.5%	89.4%	88.3%

* This is based on patients treated on this contract for their most recent course of treatment. Figures in italics indicate the base number of FP17s or Patient Questionnaire responses are less than 100. N/A is shown where the base number of responses is less than 10 during the period. % is calculated as Quantity/Base number*100

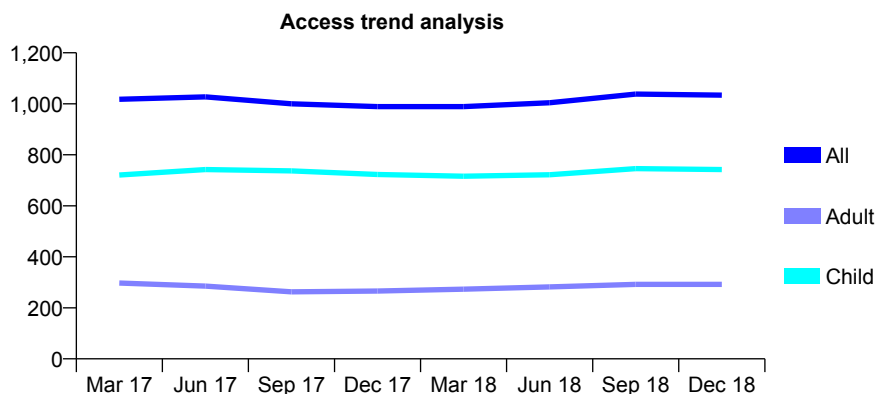
Q49 - Vital Signs At a Glance Contract Report for 357499/0001 - December 2018

Name or company name	MR TD DAVIES
Contract type name	GDS Contract
Purpose of contract	General
Contract start date	01/08/2012
Contract end date	

18/19 Contracted general activity (UDA)	3,093
Carry forward general activity (UDA)	0
18/19 Contracted orthodontic activity (UOA)	0
Carry forward orthodontic activity (UOA)	0
Baseline contract value	£69,999.13

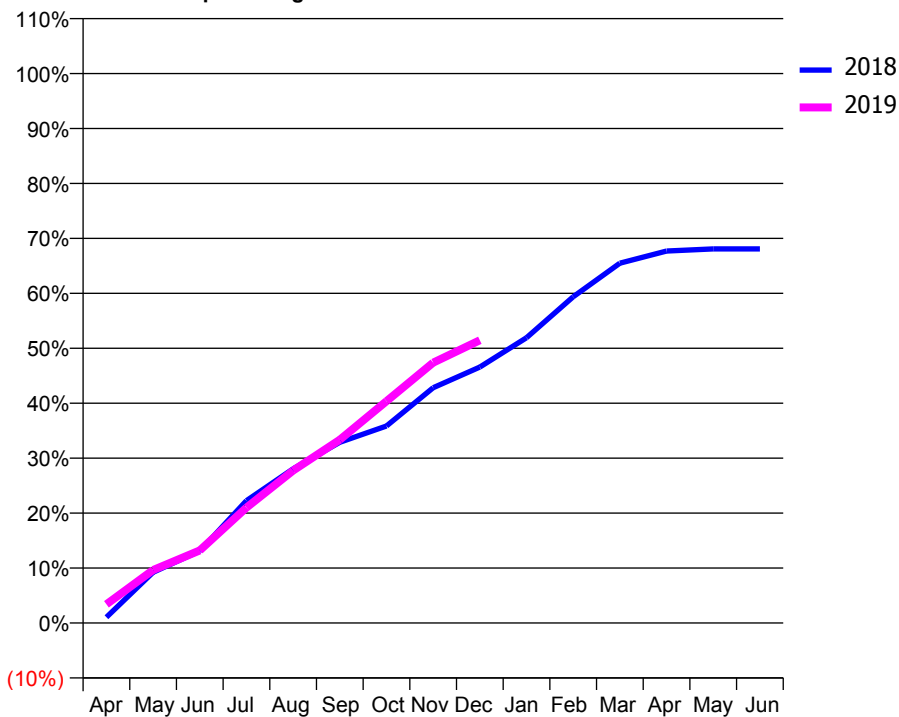
ACCESS*

Patients seen in 24 months	Total	Change since previous quarter
Quarter ending December 2017	989	
Quarter ending March 2018	989	→
Quarter ending June 2018	1,004	→
Quarter ending September 2018	1,038	↑
Quarter ending December 2018	1,034	→
Variance since December 2017	4.6%	↑



ACTIVITY

Cumulative percentage of contracted UDA delivered 2018 & 2019



Month	Adjusted Scheduled Activity (UDA)	
	2018	2019
April	33	105
May	286	299
June	406	409
July	689	649
August	868	859
September	1,017	1,031
October	1,109	1,248
November	1,325	1,465
December	1,441	1,592
January	1,606	
February	1,836	
March	2,025	
April	2,094	
May	2,106	
June	2,106	

QUALITY

	Quantity	Base Number	Contract	AT	Region	England
% of FP17s for the same patient ID Re-attending within 3 months - Children	41	774	5.3%	9.9%	12.3%	11.8%
% of FP17s for the same patient ID Re-attending within 3 months - Adults	45	234	19.2%	14.0%	15.8%	15.6%
% of FP17s for the same patient ID Re-attending between 3 & 9 months - Children	435	774	56.2%	57.3%	60.1%	58.8%
% of FP17s for the same patient ID Re-attending between 3 & 9 months - Adults	101	234	43.2%	52.7%	53.3%	51.0%
% of FP17s for Band 1 Urgent Courses	23	956	2.4%	8.1%	9.0%	9.0%
% of FP17s Relating to Free Repair or Replacements	0	956	0.0%	1.1%	1.0%	0.8%
% of FP17s Relating to Continuations	18	956	1.9%	1.2%	1.0%	0.9%
% of Patients satisfied with the dentistry they have received	0	0	N/A	94.7%	93.8%	93.2%
% of Patients satisfied with the time they had to wait for an appointment	0	0	N/A	91.5%	89.4%	88.3%

* This is based on patients treated on this contract for their most recent course of treatment. Figures in italics indicate the base number of FP17s or Patient Questionnaire responses are less than 100. N/A is shown where the base number of responses is less than 10 during the period. % is calculated as Quantity/Base number*100

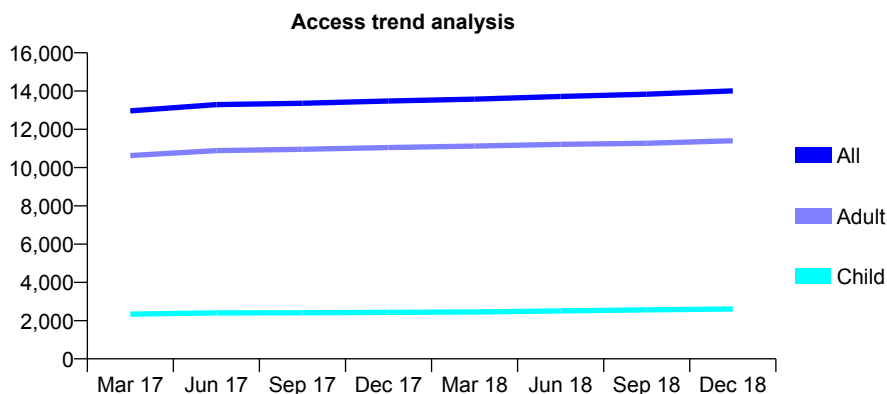
Q49 - Vital Signs At a Glance Contract Report for 358398/0001 - December 2018

Name or company name	MR DJ RYNN
Contract type name	GDS Contract
Purpose of contract	General
Contract start date	01/04/2011
Contract end date	

18/19 Contracted general activity (UDA)	37,204
Carry forward general activity (UDA)	-544
18/19 Contracted orthodontic activity (UOA)	0
Carry forward orthodontic activity (UOA)	0
Baseline contract value	£890,928.54

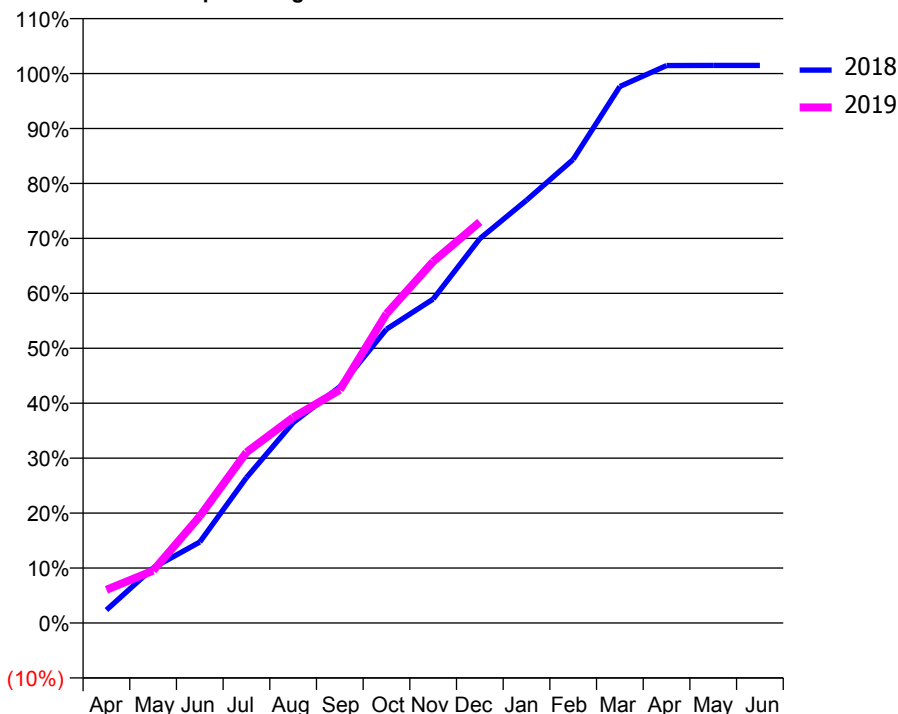
ACCESS*

Patients seen in 24 months	Total	Change since previous quarter
Quarter ending December 2017	13,477	
Quarter ending March 2018	13,580	→
Quarter ending June 2018	13,719	→
Quarter ending September 2018	13,832	→
Quarter ending December 2018	14,011	→
Variance since December 2017	4.0%	↑



ACTIVITY

Cumulative percentage of contracted UDA delivered 2018 & 2019



Month	Adjusted Scheduled Activity (UDA)	
	2018	2019
April	878	2,255
May	3,732	3,547
June	5,484	7,230
July	9,843	11,559
August	13,569	13,913
September	15,994	15,790
October	19,892	20,945
November	21,937	24,467
December	26,028	27,154
January	28,627	
February	31,391	
March	36,329	
April	37,742	
May	37,749	
June	37,748	

QUALITY

	Quantity	Base Number	Contract	AT	Region	England
% of FP17s for the same patient ID Re-attending within 3 months - Children	219	3,350	6.5%	9.9%	12.3%	11.8%
% of FP17s for the same patient ID Re-attending within 3 months - Adults	1,595	14,321	11.1%	14.0%	15.8%	15.6%
% of FP17s for the same patient ID Re-attending between 3 & 9 months - Children	2,418	3,350	72.2%	57.3%	60.1%	58.8%
% of FP17s for the same patient ID Re-attending between 3 & 9 months - Adults	10,442	14,321	72.9%	52.7%	53.3%	51.0%
% of FP17s for Band 1 Urgent Courses	991	16,081	6.2%	8.1%	9.0%	9.0%
% of FP17s Relating to Free Repair or Replacements	140	16,081	0.9%	1.1%	1.0%	0.8%
% of FP17s Relating to Continuations	171	16,081	1.1%	1.2%	1.0%	0.9%
% of Patients satisfied with the dentistry they have received	15	15	100.0%	94.7%	93.8%	93.2%
% of Patients satisfied with the time they had to wait for an appointment	15	15	100.0%	91.5%	89.4%	88.3%

* This is based on patients treated on this contract for their most recent course of treatment. Figures in italics indicate the base number of FP17s or Patient Questionnaire responses are less than 100. N/A is shown where the base number of responses is less than 10 during the period. % is calculated as Quantity/Base number*100

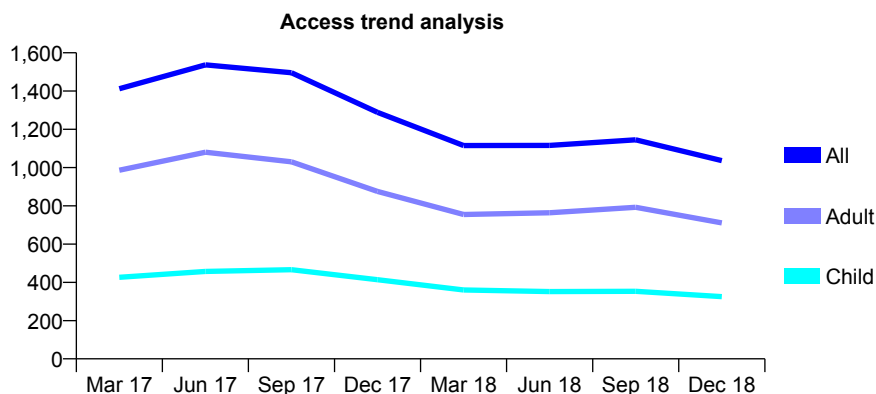
Q49 - Vital Signs At a Glance Contract Report for 367672/0001 - December 2018

Name or company name	MR GA HARRISON
Contract type name	GDS Contract
Purpose of contract	General
Contract start date	01/08/2006
Contract end date	

18/19 Contracted general activity (UDA)	2,190
Carry forward general activity (UDA)	5
18/19 Contracted orthodontic activity (UOA)	0
Carry forward orthodontic activity (UOA)	0
Baseline contract value	£53,251.24

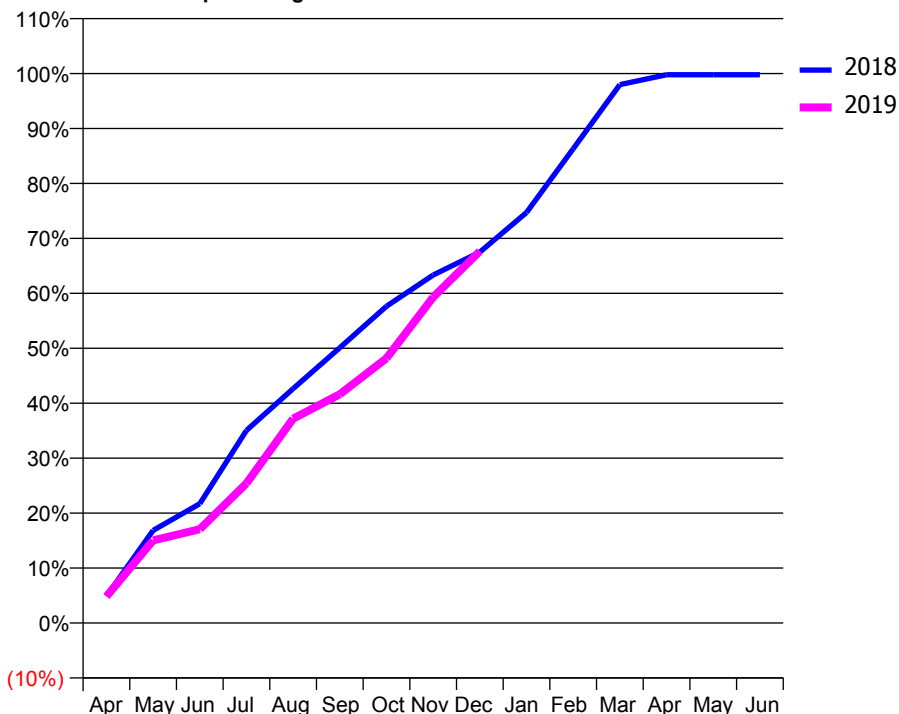
ACCESS*

Patients seen in 24 months	Total	Change since previous quarter
Quarter ending December 2017	1,289	
Quarter ending March 2018	1,115	↓
Quarter ending June 2018	1,116	→
Quarter ending September 2018	1,145	↑
Quarter ending December 2018	1,036	↓
Variance since December 2017	(19.6%)	↓



ACTIVITY

Cumulative percentage of contracted UDA delivered 2018 & 2019



Month	Adjusted Scheduled Activity (UDA)	
	2018	2019
April	108	106
May	369	329
June	476	374
July	768	557
August	934	814
September	1,097	912
October	1,263	1,055
November	1,387	1,298
December	1,478	1,482
January	1,636	
February	1,890	
March	2,146	
April	2,185	
May	2,185	
June	2,185	

QUALITY

	Quantity	Base Number	Contract	AT	Region	England
% of FP17s for the same patient ID Re-attending within 3 months - Children	34	429	7.9%	9.9%	12.3%	11.8%
% of FP17s for the same patient ID Re-attending within 3 months - Adults	125	875	14.3%	14.0%	15.8%	15.6%
% of FP17s for the same patient ID Re-attending between 3 & 9 months - Children	268	429	62.5%	57.3%	60.1%	58.8%
% of FP17s for the same patient ID Re-attending between 3 & 9 months - Adults	380	875	43.4%	52.7%	53.3%	51.0%
% of FP17s for Band 1 Urgent Courses	121	910	13.3%	8.1%	9.0%	9.0%
% of FP17s Relating to Free Repair or Replacements	15	910	1.6%	1.1%	1.0%	0.8%
% of FP17s Relating to Continuations	9	910	1.0%	1.2%	1.0%	0.9%
% of Patients satisfied with the dentistry they have received	1	1	N/A	94.7%	93.8%	93.2%
% of Patients satisfied with the time they had to wait for an appointment	1	1	N/A	91.5%	89.4%	88.3%

* This is based on patients treated on this contract for their most recent course of treatment. Figures in italics indicate the base number of FP17s or Patient Questionnaire responses are less than 100. N/A is shown where the base number of responses is less than 10 during the period. % is calculated as Quantity/Base number*100

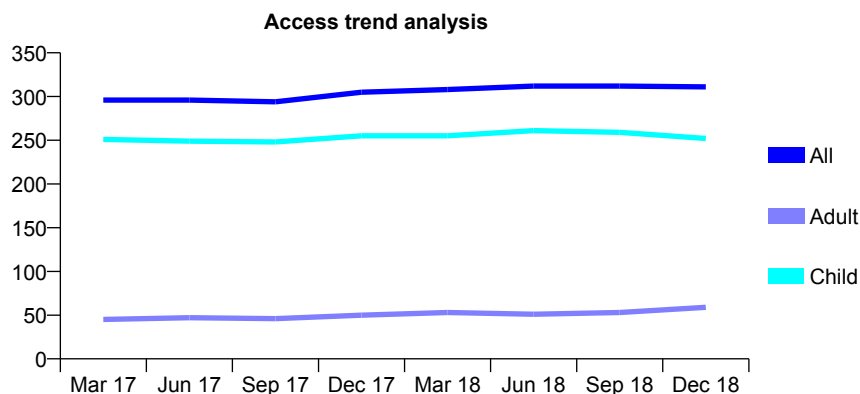
Q49 - Vital Signs At a Glance Contract Report for 565989/0001 - December 2018

Name or company name	Wetheral Dental Practice
Contract type name	GDS Contract
Purpose of contract	General
Contract start date	01/04/2006
Contract end date	

18/19 Contracted general activity (UDA)	506
Carry forward general activity (UDA)	-10
18/19 Contracted orthodontic activity (UOA)	0
Carry forward orthodontic activity (UOA)	0
Baseline contract value	£12,662.23

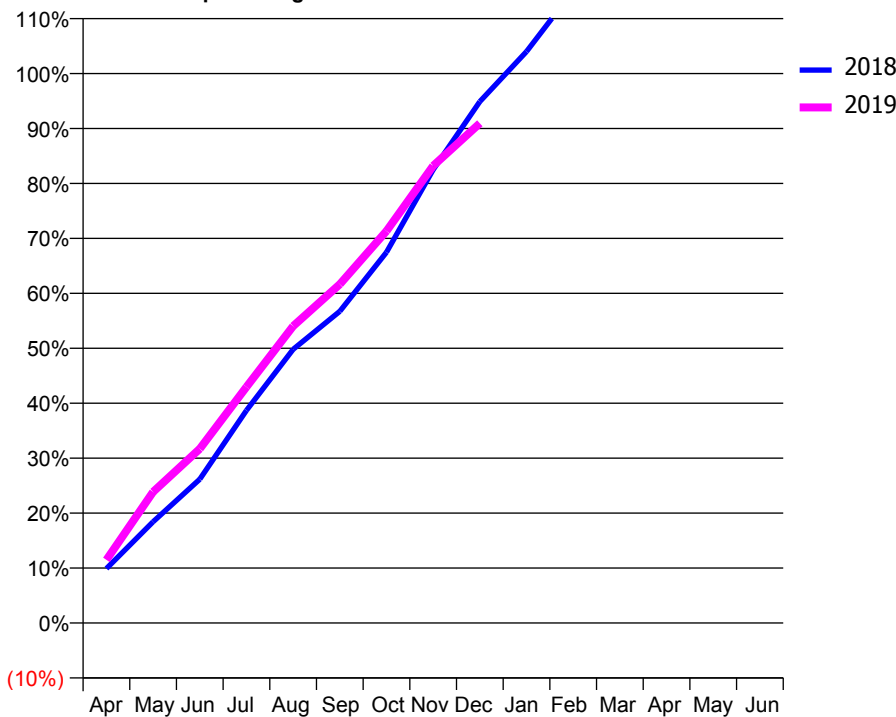
ACCESS*

Patients seen in 24 months	Total	Change since previous quarter
Quarter ending December 2017	305	
Quarter ending March 2018	308	→
Quarter ending June 2018	312	→
Quarter ending September 2018	312	→
Quarter ending December 2018	311	→
Variance since December 2017	2.0%	→



ACTIVITY

Cumulative percentage of contracted UDA delivered 2018 & 2019



Month	Adjusted Scheduled Activity (UDA)	
	2018	2019
April	50	58
May	93	121
June	132	160
July	196	217
August	252	273
September	287	312
October	341	361
November	417	421
December	480	460
January	526	
February	582	
March	612	
April	632	
May	632	
June	632	

QUALITY

	Quantity	Base Number	Contract	AT	Region	England
% of FP17s for the same patient ID Re-attending within 3 months - Children	13	351	3.7%	9.9%	12.3%	11.8%
% of FP17s for the same patient ID Re-attending within 3 months - Adults	2	34	5.9%	14.0%	15.8%	15.6%
% of FP17s for the same patient ID Re-attending between 3 & 9 months - Children	296	351	84.3%	57.3%	60.1%	58.8%
% of FP17s for the same patient ID Re-attending between 3 & 9 months - Adults	27	34	79.4%	52.7%	53.3%	51.0%
% of FP17s for Band 1 Urgent Courses	11	370	3.0%	8.1%	9.0%	9.0%
% of FP17s Relating to Free Repair or Replacements	0	370	0.0%	1.1%	1.0%	0.8%
% of FP17s Relating to Continuations	0	370	0.0%	1.2%	1.0%	0.9%
% of Patients satisfied with the dentistry they have received	0	0	N/A	94.7%	93.8%	93.2%
% of Patients satisfied with the time they had to wait for an appointment	0	0	N/A	91.5%	89.4%	88.3%

* This is based on patients treated on this contract for their most recent course of treatment. Figures in italics indicate the base number of FP17s or Patient Questionnaire responses are less than 100. N/A is shown where the base number of responses is less than 10 during the period. % is calculated as Quantity/Base number*100

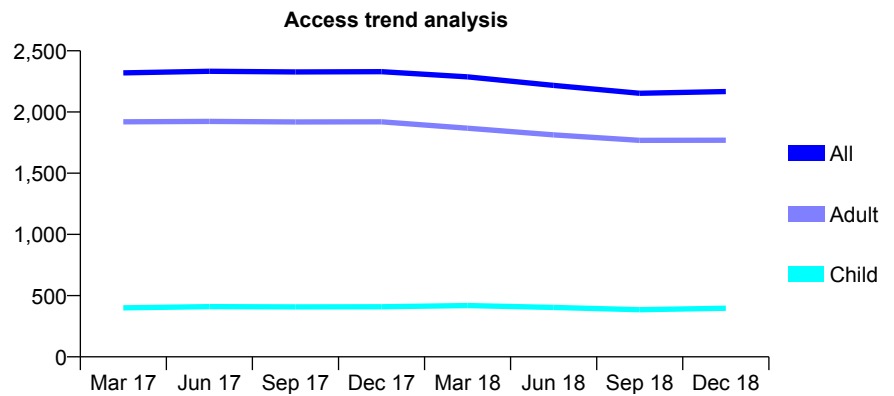
Q49 - Vital Signs At a Glance Contract Report for 567337/0001 - December 2018

Name or company name	Harley House Dental Practice
Contract type name	GDS Contract
Purpose of contract	General and Orthodontic
Contract start date	01/04/2006
Contract end date	

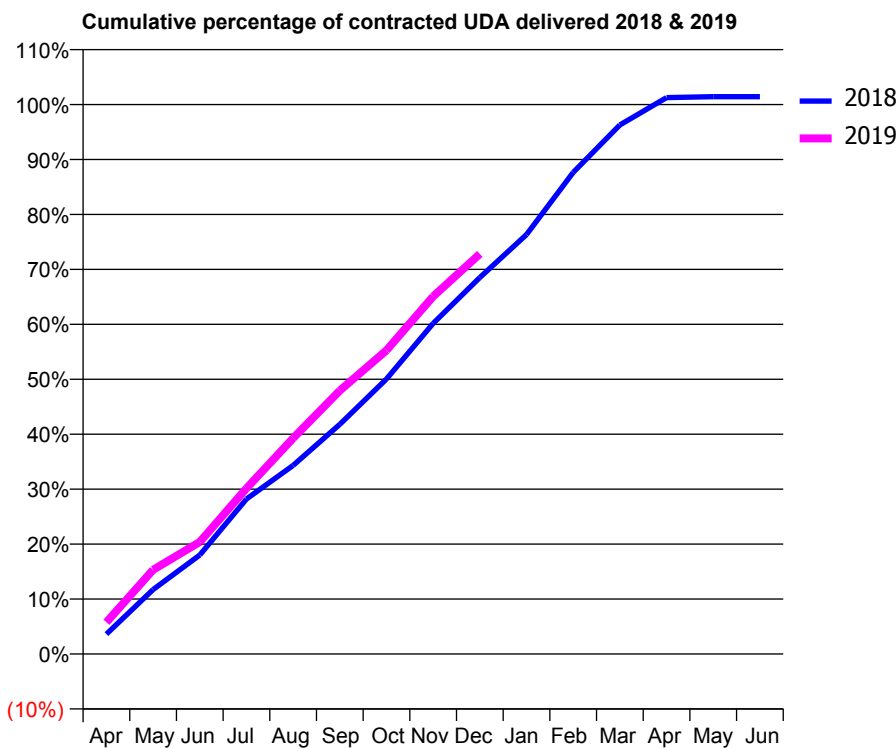
18/19 Contracted general activity (UDA)	7,344
Carry forward general activity (UDA)	-105
18/19 Contracted orthodontic activity (UOA)	0
Carry forward orthodontic activity (UOA)	0
Baseline contract value	£188,438.93

ACCESS*

Patients seen in 24 months	Total	Change since previous quarter
Quarter ending December 2017	2,329	
Quarter ending March 2018	2,287	↓
Quarter ending June 2018	2,217	↓
Quarter ending September 2018	2,153	↓
Quarter ending December 2018	2,167	→
Variance since December 2017	(7.0%)	↓



ACTIVITY



Month	Adjusted Scheduled Activity (UDA)	
	2018	2019
April	267	426
May	861	1,125
June	1,323	1,498
July	2,073	2,215
August	2,521	2,884
September	3,070	3,521
October	3,676	4,059
November	4,419	4,778
December	5,032	5,348
January	5,605	
February	6,436	
March	7,071	
April	7,436	
May	7,449	
June	7,449	

QUALITY

	Quantity	Base Number	Contract	AT	Region	England
% of FP17s for the same patient ID Re-attending within 3 months - Children	33	569	5.8%	9.9%	12.3%	11.8%
% of FP17s for the same patient ID Re-attending within 3 months - Adults	271	2,363	11.5%	14.0%	15.8%	15.6%
% of FP17s for the same patient ID Re-attending between 3 & 9 months - Children	431	569	75.7%	57.3%	60.1%	58.8%
% of FP17s for the same patient ID Re-attending between 3 & 9 months - Adults	1,737	2,363	73.5%	52.7%	53.3%	51.0%
% of FP17s for Band 1 Urgent Courses	189	2,765	6.8%	8.1%	9.0%	9.0%
% of FP17s Relating to Free Repair or Replacements	21	2,765	0.8%	1.1%	1.0%	0.8%
% of FP17s Relating to Continuations	32	2,765	1.2%	1.2%	1.0%	0.9%
% of Patients satisfied with the dentistry they have received	2	2	N/A	94.7%	93.8%	93.2%
% of Patients satisfied with the time they had to wait for an appointment	2	2	N/A	91.5%	89.4%	88.3%

* This is based on patients treated on this contract for their most recent course of treatment. Figures in italics indicate the base number of FP17s or Patient Questionnaire responses are less than 100. N/A is shown where the base number of responses is less than 10 during the period. % is calculated as Quantity/Base number*100

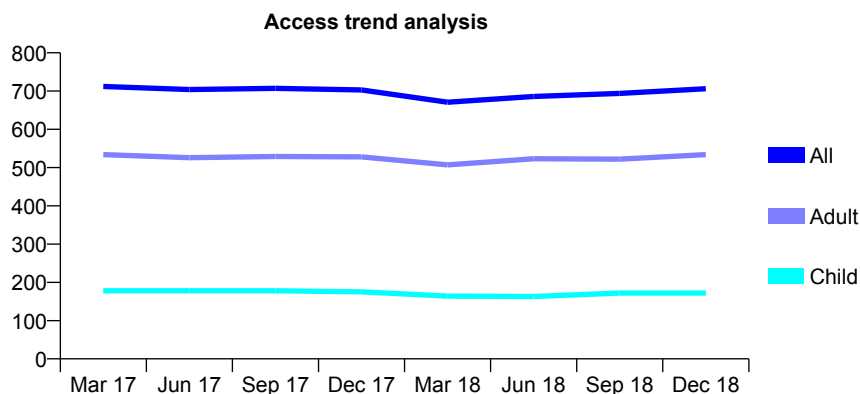
Q49 - Vital Signs At a Glance Contract Report for 570869/0001 - December 2018

Name or company name	MR MI BHOLAH
Contract type name	GDS Contract
Purpose of contract	General and Orthodontic
Contract start date	01/04/2006
Contract end date	

18/19 Contracted general activity (UDA)	3,219
Carry forward general activity (UDA)	17
18/19 Contracted orthodontic activity (UOA)	0
Carry forward orthodontic activity (UOA)	0
Baseline contract value	£87,678.74

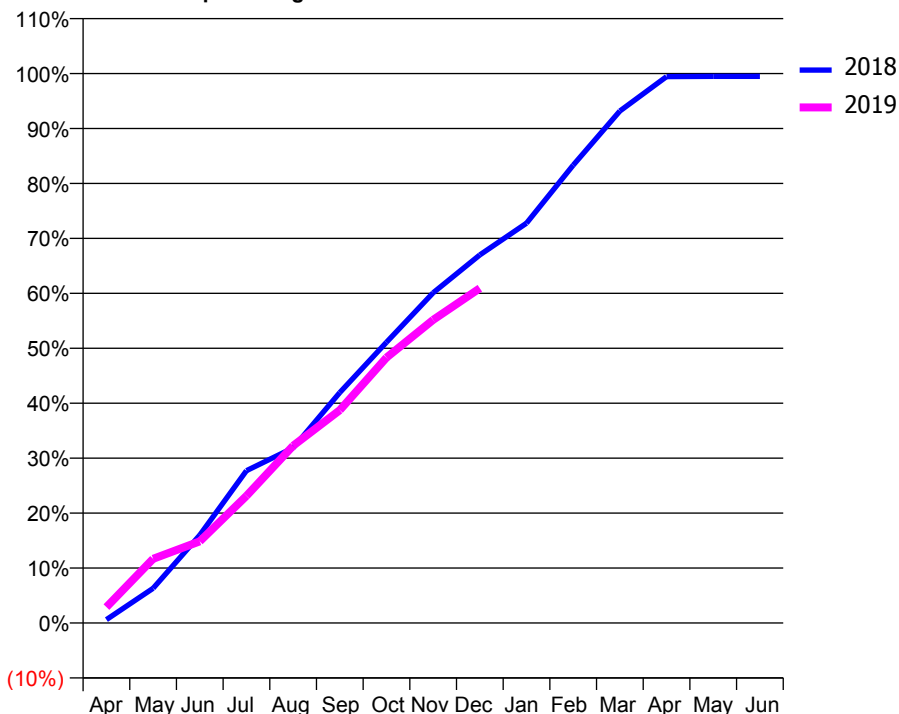
ACCESS*

Patients seen in 24 months	Total	Change since previous quarter
Quarter ending December 2017	703	
Quarter ending March 2018	671	↓
Quarter ending June 2018	686	↑
Quarter ending September 2018	694	→
Quarter ending December 2018	706	→
Variance since December 2017	0.4%	→



ACTIVITY

Cumulative percentage of contracted UDA delivered 2018 & 2019



Month	Adjusted Scheduled Activity (UDA)	
	2018	2019
April	20	94
May	203	376
June	515	479
July	893	745
August	1,026	1,038
September	1,350	1,247
October	1,645	1,555
November	1,935	1,776
December	2,156	1,961
January	2,342	
February	2,682	
March	2,999	
April	3,201	
May	3,202	
June	3,202	

QUALITY

	Quantity	Base Number	Contract	AT	Region	England
% of FP17s for the same patient ID Re-attending within 3 months - Children	4	192	2.1%	9.9%	12.3%	11.8%
% of FP17s for the same patient ID Re-attending within 3 months - Adults	53	572	9.3%	14.0%	15.8%	15.6%
% of FP17s for the same patient ID Re-attending between 3 & 9 months - Children	140	192	72.9%	57.3%	60.1%	58.8%
% of FP17s for the same patient ID Re-attending between 3 & 9 months - Adults	337	572	58.9%	52.7%	53.3%	51.0%
% of FP17s for Band 1 Urgent Courses	29	726	4.0%	8.1%	9.0%	9.0%
% of FP17s Relating to Free Repair or Replacements	0	726	0.0%	1.1%	1.0%	0.8%
% of FP17s Relating to Continuations	11	726	1.5%	1.2%	1.0%	0.9%
% of Patients satisfied with the dentistry they have received	0	0	N/A	94.7%	93.8%	93.2%
% of Patients satisfied with the time they had to wait for an appointment	0	0	N/A	91.5%	89.4%	88.3%

* This is based on patients treated on this contract for their most recent course of treatment. Figures in italics indicate the base number of FP17s or Patient Questionnaire responses are less than 100. N/A is shown where the base number of responses is less than 10 during the period. % is calculated as Quantity/Base number*100

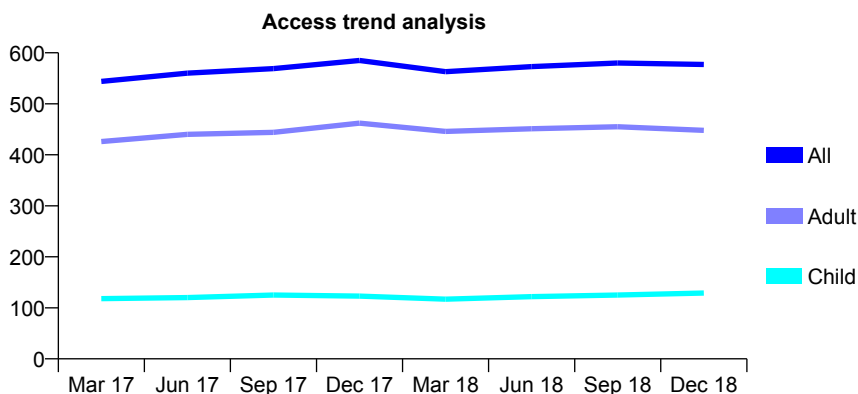
Q49 - Vital Signs At a Glance Contract Report for 570869/0002 - December 2018

Name or company name	MR MI BHOLAH
Contract type name	GDS Contract
Purpose of contract	General and Orthodontic
Contract start date	01/04/2006
Contract end date	

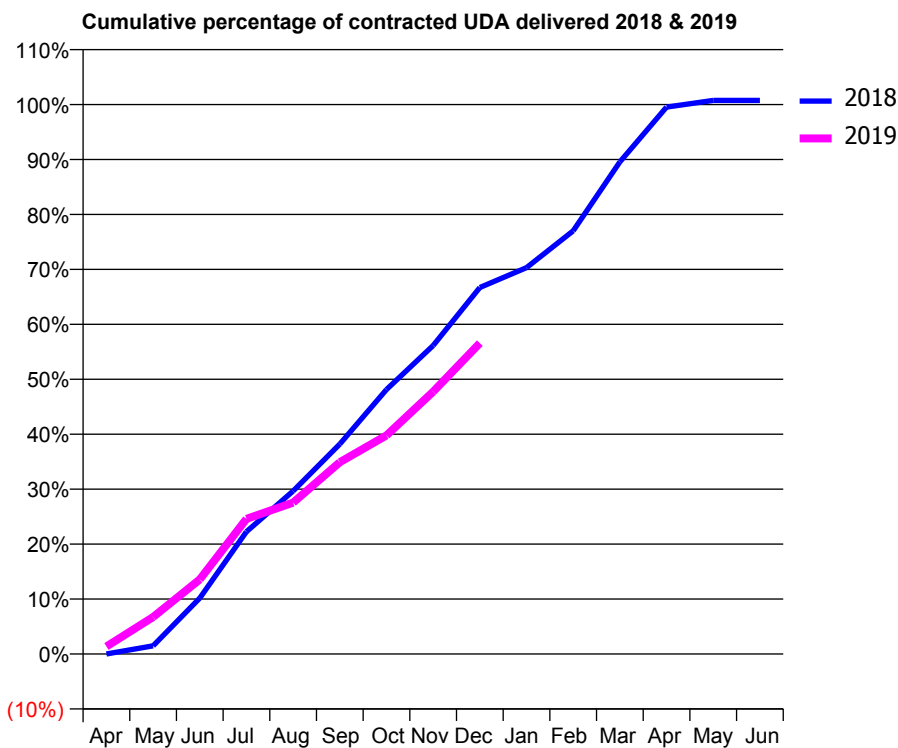
18/19 Contracted general activity (UDA)	2,956
Carry forward general activity (UDA)	-22
18/19 Contracted orthodontic activity (UOA)	0
Carry forward orthodontic activity (UOA)	0
Baseline contract value	£94,369.72

ACCESS*

Patients seen in 24 months	Total	Change since previous quarter
Quarter ending December 2017	585	
Quarter ending March 2018	563	↓
Quarter ending June 2018	573	→
Quarter ending September 2018	580	→
Quarter ending December 2018	577	→
Variance since December 2017	(1.4%)	↓



ACTIVITY



Month	Adjusted Scheduled Activity (UDA)	
	2018	2019
April	0	41
May	44	199
June	301	401
July	658	727
August	877	814
September	1,130	1,032
October	1,423	1,176
November	1,659	1,411
December	1,971	1,673
January	2,079	
February	2,276	
March	2,648	
April	2,942	
May	2,978	
June	2,978	

QUALITY

	Quantity	Base Number	Contract	AT	Region	England
% of FP17s for the same patient ID Re-attending within 3 months - Children	6	111	5.4%	9.9%	12.3%	11.8%
% of FP17s for the same patient ID Re-attending within 3 months - Adults	43	419	10.3%	14.0%	15.8%	15.6%
% of FP17s for the same patient ID Re-attending between 3 & 9 months - Children	63	111	56.8%	57.3%	60.1%	58.8%
% of FP17s for the same patient ID Re-attending between 3 & 9 months - Adults	224	419	53.5%	52.7%	53.3%	51.0%
% of FP17s for Band 1 Urgent Courses	24	488	4.9%	8.1%	9.0%	9.0%
% of FP17s Relating to Free Repair or Replacements	0	488	0.0%	1.1%	1.0%	0.8%
% of FP17s Relating to Continuations	0	488	0.0%	1.2%	1.0%	0.9%
% of Patients satisfied with the dentistry they have received	0	0	N/A	94.7%	93.8%	93.2%
% of Patients satisfied with the time they had to wait for an appointment	0	0	N/A	91.5%	89.4%	88.3%

* This is based on patients treated on this contract for their most recent course of treatment. Figures in italics indicate the base number of FP17s or Patient Questionnaire responses are less than 100. N/A is shown where the base number of responses is less than 10 during the period. % is calculated as Quantity/Base number*100

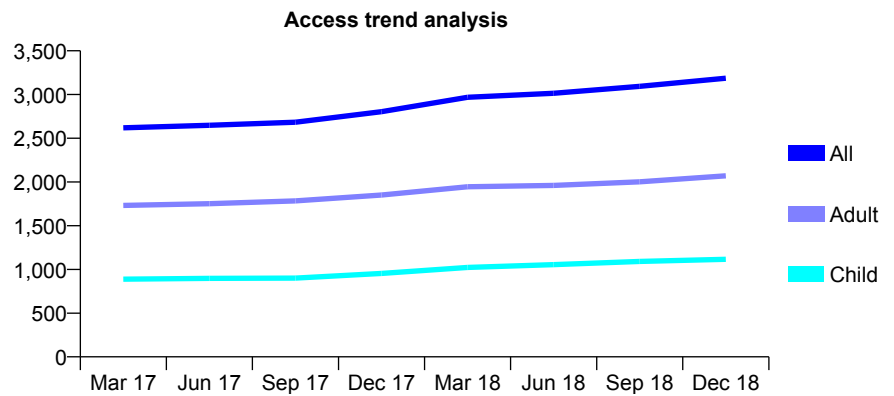
Q49 - Vital Signs At a Glance Contract Report for 572276/0002 - December 2018

Name or company name	Curzon Street Dental Practice
Contract type name	GDS Contract
Purpose of contract	General
Contract start date	01/04/2006
Contract end date	

18/19 Contracted general activity (UDA)	10,191
Carry forward general activity (UDA)	-112
18/19 Contracted orthodontic activity (UOA)	0
Carry forward orthodontic activity (UOA)	0
Baseline contract value	£247,826.93

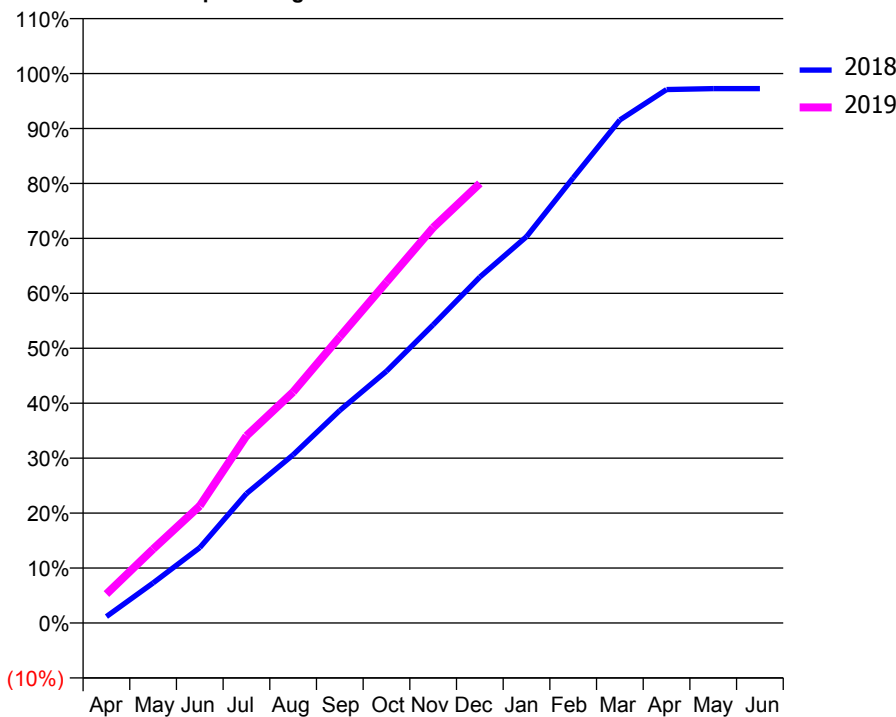
ACCESS*

Patients seen in 24 months	Total	Change since previous quarter
Quarter ending December 2017	2,804	
Quarter ending March 2018	2,968	↑
Quarter ending June 2018	3,014	→
Quarter ending September 2018	3,093	↑
Quarter ending December 2018	3,186	↑
Variance since December 2017	13.6%	↑



ACTIVITY

Cumulative percentage of contracted UDA delivered 2018 & 2019



Month	Adjusted Scheduled Activity (UDA)	
	2018	2019
April	121	538
May	742	1,372
June	1,398	2,172
July	2,399	3,472
August	3,119	4,285
September	3,943	5,308
October	4,671	6,321
November	5,531	7,335
December	6,416	8,153
January	7,166	
February	8,256	
March	9,330	
April	9,894	
May	9,911	
June	9,911	

QUALITY

	Quantity	Base Number	Contract	AT	Region	England
% of FP17s for the same patient ID Re-attending within 3 months - Children	107	1,288	8.3%	9.9%	12.3%	11.8%
% of FP17s for the same patient ID Re-attending within 3 months - Adults	589	2,600	22.7%	14.0%	15.8%	15.6%
% of FP17s for the same patient ID Re-attending between 3 & 9 months - Children	760	1,288	59.0%	57.3%	60.1%	58.8%
% of FP17s for the same patient ID Re-attending between 3 & 9 months - Adults	1,434	2,600	55.2%	52.7%	53.3%	51.0%
% of FP17s for Band 1 Urgent Courses	261	3,682	7.1%	8.1%	9.0%	9.0%
% of FP17s Relating to Free Repair or Replacements	38	3,682	1.0%	1.1%	1.0%	0.8%
% of FP17s Relating to Continuations	159	3,682	4.3%	1.2%	1.0%	0.9%
% of Patients satisfied with the dentistry they have received	4	5	N/A	94.7%	93.8%	93.2%
% of Patients satisfied with the time they had to wait for an appointment	4	5	N/A	91.5%	89.4%	88.3%

* This is based on patients treated on this contract for their most recent course of treatment. Figures in italics indicate the base number of FP17s or Patient Questionnaire responses are less than 100. N/A is shown where the base number of responses is less than 10 during the period. % is calculated as Quantity/Base number*100

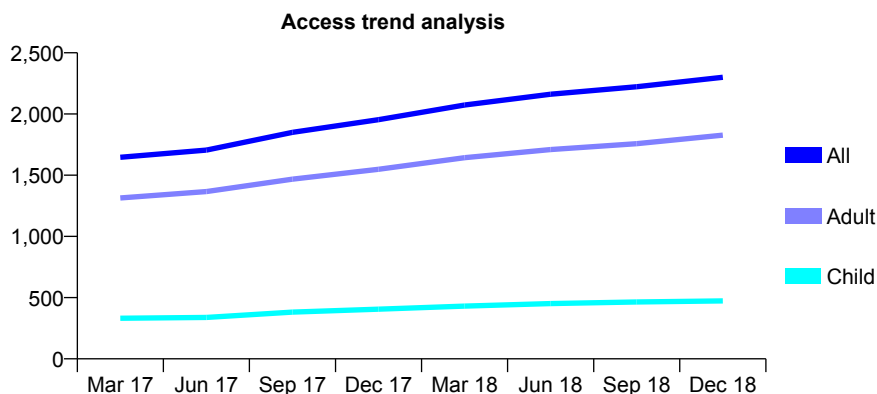
Q49 - Vital Signs At a Glance Contract Report for 573639/0004 - December 2018

Name or company name	MR SB PABARY
Contract type name	GDS Contract
Purpose of contract	General
Contract start date	01/06/2007
Contract end date	

18/19 Contracted general activity (UDA)	7,426
Carry forward general activity (UDA)	0
18/19 Contracted orthodontic activity (UOA)	0
Carry forward orthodontic activity (UOA)	0
Baseline contract value	£207,556.76

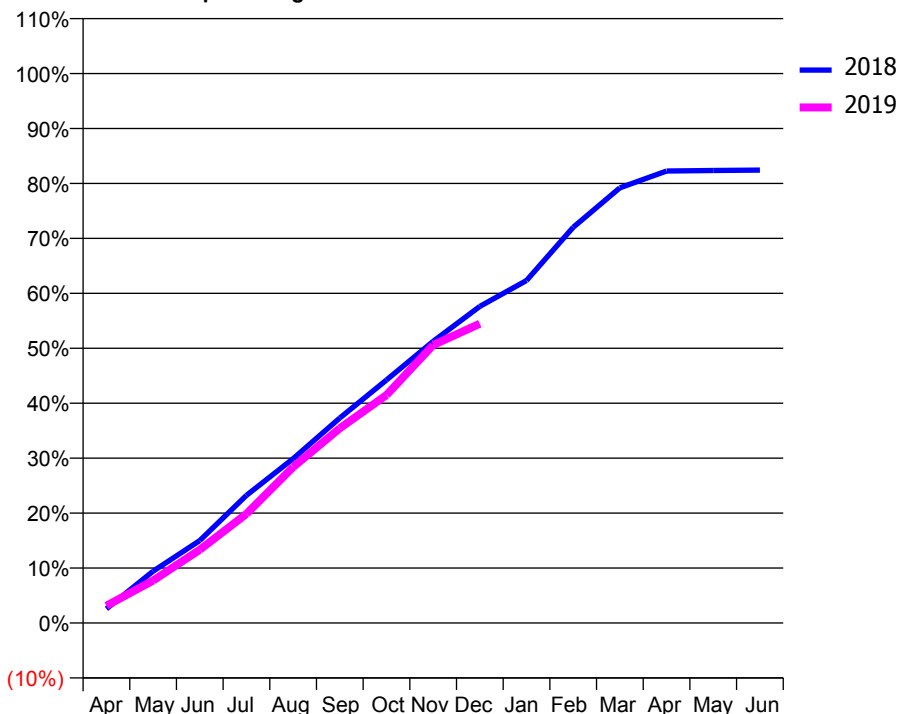
ACCESS*

Patients seen in 24 months	Total	Change since previous quarter
Quarter ending December 2017	1,954	
Quarter ending March 2018	2,074	↑
Quarter ending June 2018	2,162	↑
Quarter ending September 2018	2,223	↑
Quarter ending December 2018	2,300	↑
Variance since December 2017	17.7%	↑



ACTIVITY

Cumulative percentage of contracted UDA delivered 2018 & 2019



Month	Adjusted Scheduled Activity (UDA)	
	2018	2019
April	192	233
May	700	575
June	1,115	991
July	1,725	1,475
August	2,222	2,107
September	2,771	2,633
October	3,283	3,081
November	3,807	3,756
December	4,280	4,045
January	4,628	
February	5,347	
March	5,881	
April	6,108	
May	6,114	
June	6,120	

QUALITY

	Quantity	Base Number	Contract	AT	Region	England
% of FP17s for the same patient ID Re-attending within 3 months - Children	15	504	3.0%	9.9%	12.3%	11.8%
% of FP17s for the same patient ID Re-attending within 3 months - Adults	174	1,955	8.9%	14.0%	15.8%	15.6%
% of FP17s for the same patient ID Re-attending between 3 & 9 months - Children	311	504	61.7%	57.3%	60.1%	58.8%
% of FP17s for the same patient ID Re-attending between 3 & 9 months - Adults	1,187	1,955	60.7%	52.7%	53.3%	51.0%
% of FP17s for Band 1 Urgent Courses	173	2,113	8.2%	8.1%	9.0%	9.0%
% of FP17s Relating to Free Repair or Replacements	14	2,113	0.7%	1.1%	1.0%	0.8%
% of FP17s Relating to Continuations	5	2,113	0.2%	1.2%	1.0%	0.9%
% of Patients satisfied with the dentistry they have received	0	0	N/A	94.7%	93.8%	93.2%
% of Patients satisfied with the time they had to wait for an appointment	0	0	N/A	91.5%	89.4%	88.3%

* This is based on patients treated on this contract for their most recent course of treatment. Figures in italics indicate the base number of FP17s or Patient Questionnaire responses are less than 100. N/A is shown where the base number of responses is less than 10 during the period. % is calculated as Quantity/Base number*100

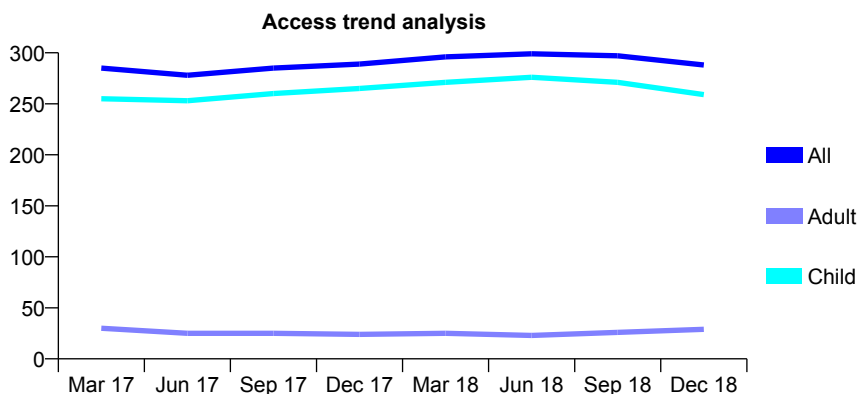
Q49 - Vital Signs At a Glance Contract Report for 573663/0001 - December 2018

Name or company name	Broadway Dental Surgery
Contract type name	GDS Contract
Purpose of contract	General
Contract start date	01/04/2006
Contract end date	

18/19 Contracted general activity (UDA)	740
Carry forward general activity (UDA)	0
18/19 Contracted orthodontic activity (UOA)	0
Carry forward orthodontic activity (UOA)	0
Baseline contract value	£17,742.57

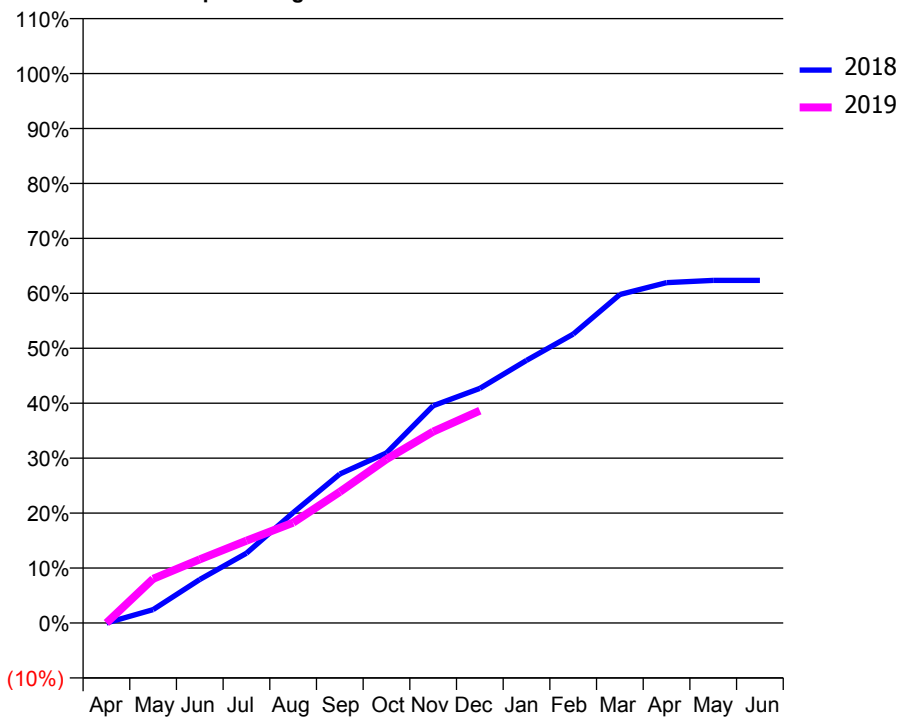
ACCESS*

Patients seen in 24 months	Total	Change since previous quarter
Quarter ending December 2017	289	
Quarter ending March 2018	296	↑
Quarter ending June 2018	299	→
Quarter ending September 2018	297	→
Quarter ending December 2018	288	↓
Variance since December 2017	(0.3%)	→



ACTIVITY

Cumulative percentage of contracted UDA delivered 2018 & 2019



Adjusted Scheduled Activity (UDA)

Month	2018	2019
April	0	0
May	18	60
June	59	86
July	94	111
August	149	135
September	201	177
October	229	221
November	293	258
December	316	286
January	354	
February	389	
March	442	
April	458	
May	461	
June	461	

QUALITY

	Quantity	Base Number	Contract	AT	Region	England
% of FP17s for the same patient ID Re-attending within 3 months - Children	21	245	8.6%	9.9%	12.3%	11.8%
% of FP17s for the same patient ID Re-attending within 3 months - Adults	0	4	0.0%	14.0%	15.8%	15.6%
% of FP17s for the same patient ID Re-attending between 3 & 9 months - Children	121	245	49.4%	57.3%	60.1%	58.8%
% of FP17s for the same patient ID Re-attending between 3 & 9 months - Adults	2	4	50.0%	52.7%	53.3%	51.0%
% of FP17s for Band 1 Urgent Courses	10	236	4.2%	8.1%	9.0%	9.0%
% of FP17s Relating to Free Repair or Replacements	0	236	0.0%	1.1%	1.0%	0.8%
% of FP17s Relating to Continuations	1	236	0.4%	1.2%	1.0%	0.9%
% of Patients satisfied with the dentistry they have received	1	1	N/A	94.7%	93.8%	93.2%
% of Patients satisfied with the time they had to wait for an appointment	1	1	N/A	91.5%	89.4%	88.3%

* This is based on patients treated on this contract for their most recent course of treatment. Figures in italics indicate the base number of FP17s or Patient Questionnaire responses are less than 100. N/A is shown where the base number of responses is less than 10 during the period. % is calculated as Quantity/Base number*100

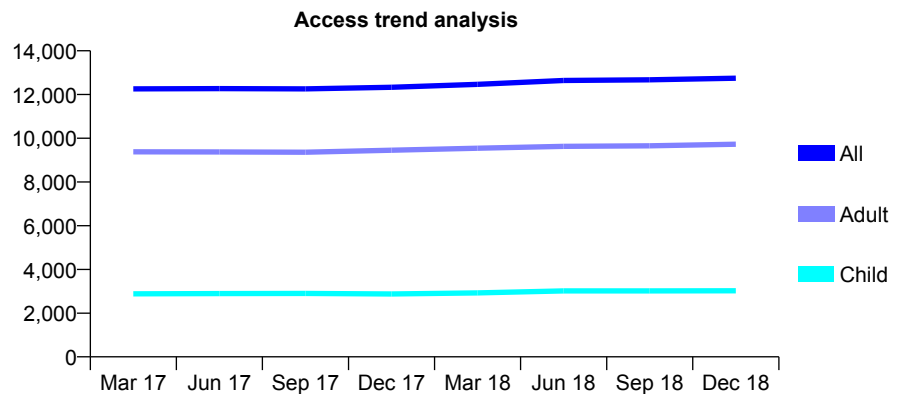
Q49 - Vital Signs At a Glance Contract Report for 574112/0001 - December 2018

Name or company name	Mr D Hall
Contract type name	GDS Contract
Purpose of contract	General and Orthodontic
Contract start date	01/04/2006
Contract end date	

18/19 Contracted general activity (UDA)	40,129
Carry forward general activity (UDA)	1,528
18/19 Contracted orthodontic activity (UOA)	33
Carry forward orthodontic activity (UOA)	0
Baseline contract value	£1,047,109.88

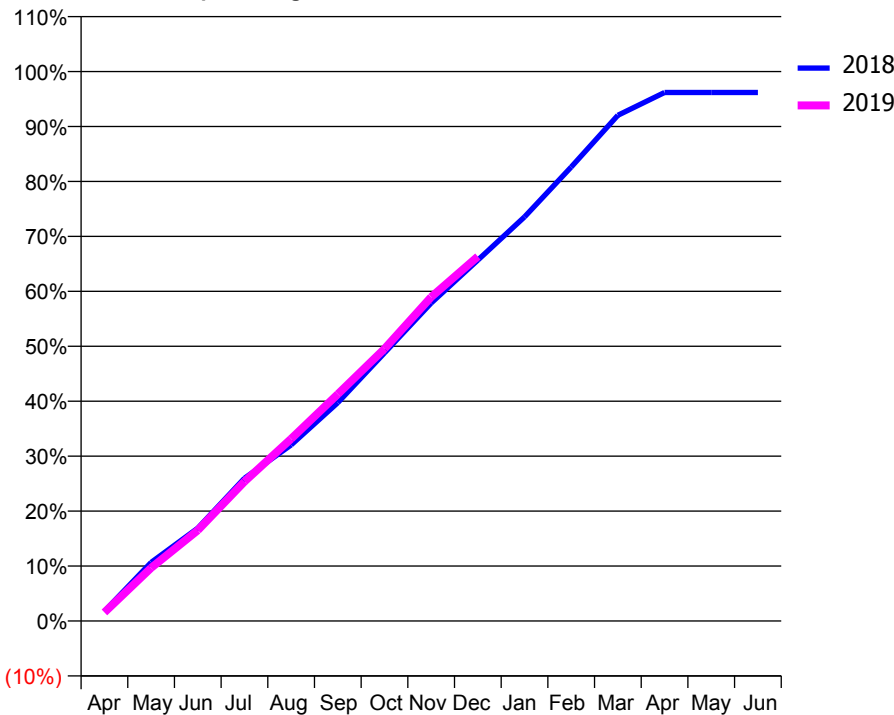
ACCESS*

Patients seen in 24 months	Total	Change since previous quarter
Quarter ending December 2017	12,331	
Quarter ending March 2018	12,466	→
Quarter ending June 2018	12,642	→
Quarter ending September 2018	12,671	→
Quarter ending December 2018	12,745	→
Variance since December 2017	3.4%	↑



ACTIVITY

Cumulative percentage of contracted UDA delivered 2018 & 2019



Month	Adjusted Scheduled Activity (UDA)	
	2018	2019
April	711	626
May	4,278	3,883
June	6,787	6,625
July	10,420	10,180
August	12,855	13,305
September	15,947	16,573
October	19,577	19,883
November	23,222	23,656
December	26,359	26,622
January	29,509	
February	33,153	
March	36,935	
April	38,600	
May	38,601	
June	38,601	

QUALITY

	Quantity	Base Number	Contract	AT	Region	England
% of FP17s for the same patient ID Re-attending within 3 months - Children	194	3,184	6.1%	9.9%	12.3%	11.8%
% of FP17s for the same patient ID Re-attending within 3 months - Adults	1,110	10,098	11.0%	14.0%	15.8%	15.6%
% of FP17s for the same patient ID Re-attending between 3 & 9 months - Children	1,800	3,184	56.5%	57.3%	60.1%	58.8%
% of FP17s for the same patient ID Re-attending between 3 & 9 months - Adults	5,788	10,098	57.3%	52.7%	53.3%	51.0%
% of FP17s for Band 1 Urgent Courses	918	12,611	7.3%	8.1%	9.0%	9.0%
% of FP17s Relating to Free Repair or Replacements	202	12,611	1.6%	1.1%	1.0%	0.8%
% of FP17s Relating to Continuations	154	12,611	1.2%	1.2%	1.0%	0.9%
% of Patients satisfied with the dentistry they have received	7	7	N/A	94.7%	93.8%	93.2%
% of Patients satisfied with the time they had to wait for an appointment	7	7	N/A	91.5%	89.4%	88.3%

* This is based on patients treated on this contract for their most recent course of treatment. Figures in italics indicate the base number of FP17s or Patient Questionnaire responses are less than 100. N/A is shown where the base number of responses is less than 10 during the period. % is calculated as Quantity/Base number*100

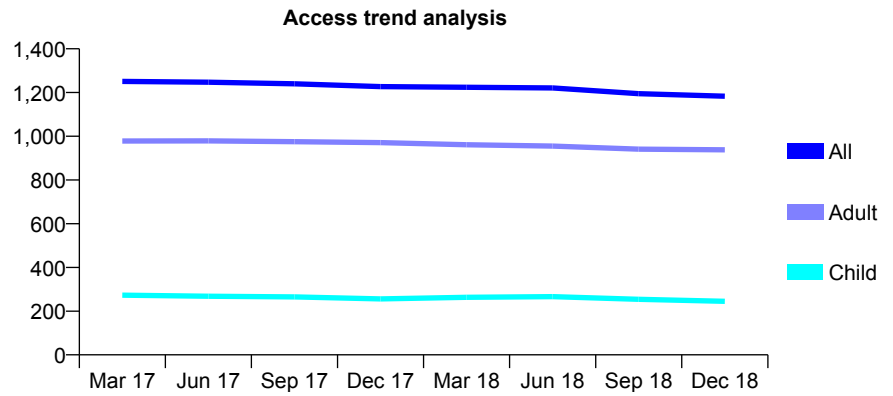
Q49 - Vital Signs At a Glance Contract Report for 575488/0001 - December 2018

Name or company name	MISS S DOWNS
Contract type name	GDS Contract
Purpose of contract	General
Contract start date	01/04/2006
Contract end date	

18/19 Contracted general activity (UDA)	3,941
Carry forward general activity (UDA)	0
18/19 Contracted orthodontic activity (UOA)	0
Carry forward orthodontic activity (UOA)	0
Baseline contract value	£86,939.17

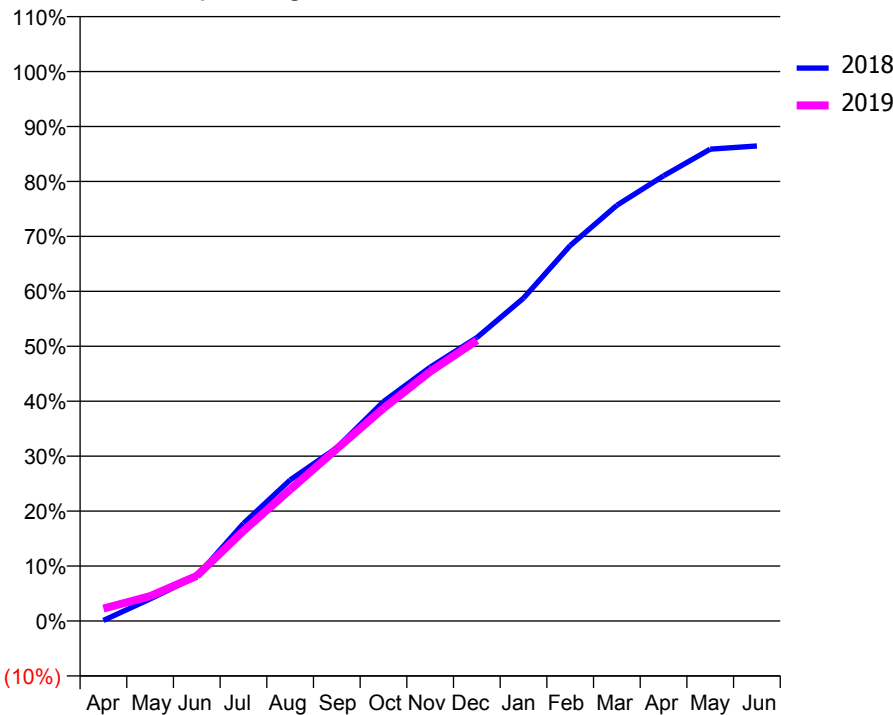
ACCESS*

Patients seen in 24 months	Total	Change since previous quarter
Quarter ending December 2017	1,227	
Quarter ending March 2018	1,224	→
Quarter ending June 2018	1,221	→
Quarter ending September 2018	1,195	↓
Quarter ending December 2018	1,183	↓
Variance since December 2017	(3.6%)	↓



ACTIVITY

Cumulative percentage of contracted UDA delivered 2018 & 2019



Month	Adjusted Scheduled Activity (UDA)	
	2018	2019
April	4	89
May	159	179
June	322	324
July	699	647
August	1,011	943
September	1,242	1,235
October	1,574	1,526
November	1,821	1,789
December	2,033	2,013
January	2,316	
February	2,692	
March	2,982	
April	3,193	
May	3,384	
June	3,407	

QUALITY

	Quantity	Base Number	Contract	AT	Region	England
% of FP17s for the same patient ID Re-attending within 3 months - Children	28	309	9.1%	9.9%	12.3%	11.8%
% of FP17s for the same patient ID Re-attending within 3 months - Adults	170	1,109	15.3%	14.0%	15.8%	15.6%
% of FP17s for the same patient ID Re-attending between 3 & 9 months - Children	208	309	67.3%	57.3%	60.1%	58.8%
% of FP17s for the same patient ID Re-attending between 3 & 9 months - Adults	684	1,109	61.7%	52.7%	53.3%	51.0%
% of FP17s for Band 1 Urgent Courses	8	1,174	0.7%	8.1%	9.0%	9.0%
% of FP17s Relating to Free Repair or Replacements	14	1,174	1.2%	1.1%	1.0%	0.8%
% of FP17s Relating to Continuations	25	1,174	2.1%	1.2%	1.0%	0.9%
% of Patients satisfied with the dentistry they have received	0	0	N/A	94.7%	93.8%	93.2%
% of Patients satisfied with the time they had to wait for an appointment	0	0	N/A	91.5%	89.4%	88.3%

* This is based on patients treated on this contract for their most recent course of treatment. Figures in italics indicate the base number of FP17s or Patient Questionnaire responses are less than 100. N/A is shown where the base number of responses is less than 10 during the period. % is calculated as Quantity/Base number*100

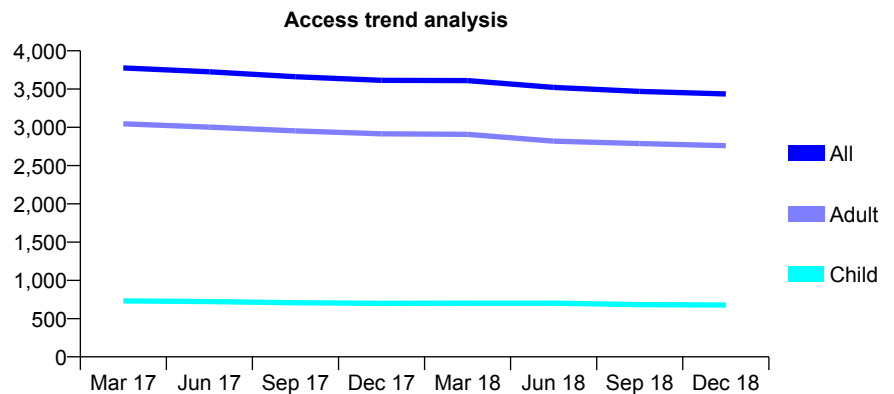
Q49 - Vital Signs At a Glance Contract Report for 578940/0001 - December 2018

Name or company name	MR CJ BELFIELD
Contract type name	GDS Contract
Purpose of contract	General
Contract start date	01/04/2006
Contract end date	

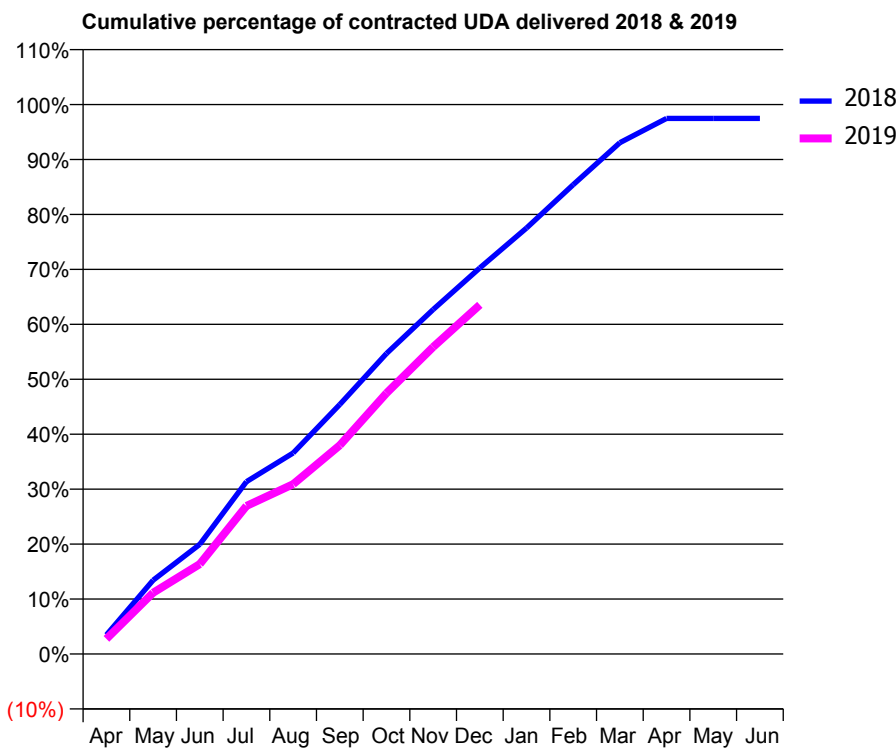
18/19 Contracted general activity (UDA)	9,000
Carry forward general activity (UDA)	228
18/19 Contracted orthodontic activity (UOA)	0
Carry forward orthodontic activity (UOA)	0
Baseline contract value	£237,971.10

ACCESS*

Patients seen in 24 months	Total	Change since previous quarter
Quarter ending December 2017	3,614	
Quarter ending March 2018	3,610	→
Quarter ending June 2018	3,521	↓
Quarter ending September 2018	3,470	↓
Quarter ending December 2018	3,437	→
Variance since December 2017	(4.9%)	↓



ACTIVITY



Month	Adjusted Scheduled Activity (UDA)	
	2018	2019
April	313	247
May	1,210	1,004
June	1,796	1,472
July	2,823	2,425
August	3,292	2,782
September	4,087	3,418
October	4,922	4,274
November	5,643	5,030
December	6,324	5,718
January	6,977	
February	7,686	
March	8,375	
April	8,772	
May	8,772	
June	8,772	

QUALITY

	Quantity	Base Number	Contract	AT	Region	England
% of FP17s for the same patient ID Re-attending within 3 months - Children	40	798	5.0%	9.9%	12.3%	11.8%
% of FP17s for the same patient ID Re-attending within 3 months - Adults	282	3,182	8.9%	14.0%	15.8%	15.6%
% of FP17s for the same patient ID Re-attending between 3 & 9 months - Children	511	798	64.0%	57.3%	60.1%	58.8%
% of FP17s for the same patient ID Re-attending between 3 & 9 months - Adults	2,257	3,182	70.9%	52.7%	53.3%	51.0%
% of FP17s for Band 1 Urgent Courses	132	3,747	3.5%	8.1%	9.0%	9.0%
% of FP17s Relating to Free Repair or Replacements	28	3,747	0.7%	1.1%	1.0%	0.8%
% of FP17s Relating to Continuations	8	3,747	0.2%	1.2%	1.0%	0.9%
% of Patients satisfied with the dentistry they have received	4	4	N/A	94.7%	93.8%	93.2%
% of Patients satisfied with the time they had to wait for an appointment	3	4	N/A	91.5%	89.4%	88.3%

* This is based on patients treated on this contract for their most recent course of treatment. Figures in italics indicate the base number of FP17s or Patient Questionnaire responses are less than 100. N/A is shown where the base number of responses is less than 10 during the period. % is calculated as Quantity/Base number*100

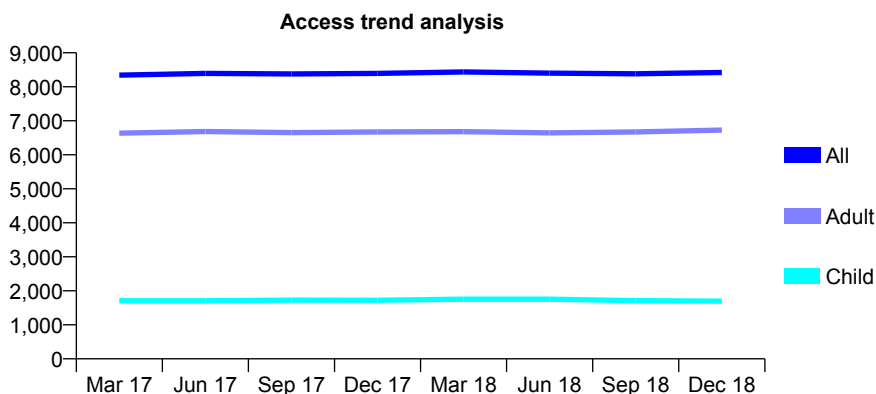
Q49 - Vital Signs At a Glance Contract Report for 601365/0001 - December 2018

Name or company name	MRS JA OWEN
Contract type name	GDS Contract
Purpose of contract	General
Contract start date	01/05/2015
Contract end date	

18/19 Contracted general activity (UDA)	23,296
Carry forward general activity (UDA)	-458
18/19 Contracted orthodontic activity (UOA)	0
Carry forward orthodontic activity (UOA)	0
Baseline contract value	£680,044.87

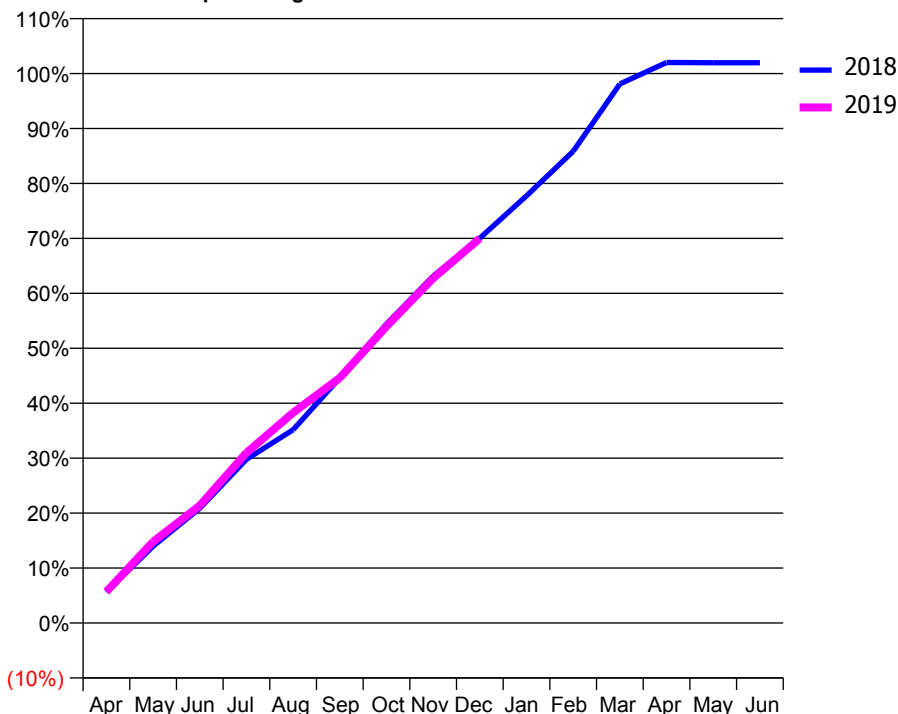
ACCESS*

Patients seen in 24 months	Total	Change since previous quarter
Quarter ending December 2017	8,396	
Quarter ending March 2018	8,436	→
Quarter ending June 2018	8,401	→
Quarter ending September 2018	8,384	→
Quarter ending December 2018	8,421	→
Variance since December 2017	0.3%	→



ACTIVITY

Cumulative percentage of contracted UDA delivered 2018 & 2019



Month	Adjusted Scheduled Activity (UDA)	
	2018	2019
April	1,310	1,334
May	3,259	3,446
June	4,864	4,979
July	6,941	7,216
August	8,197	8,920
September	10,394	10,391
October	12,675	12,574
November	14,709	14,614
December	16,320	16,309
January	18,111	
February	19,996	
March	22,853	
April	23,761	
May	23,754	
June	23,754	

QUALITY

	Quantity	Base Number	Contract	AT	Region	England
% of FP17s for the same patient ID Re-attending within 3 months - Children	79	1,692	4.7%	9.9%	12.3%	11.8%
% of FP17s for the same patient ID Re-attending within 3 months - Adults	711	6,801	10.5%	14.0%	15.8%	15.6%
% of FP17s for the same patient ID Re-attending between 3 & 9 months - Children	963	1,692	56.9%	57.3%	60.1%	58.8%
% of FP17s for the same patient ID Re-attending between 3 & 9 months - Adults	4,037	6,801	59.4%	52.7%	53.3%	51.0%
% of FP17s for Band 1 Urgent Courses	125	7,705	1.6%	8.1%	9.0%	9.0%
% of FP17s Relating to Free Repair or Replacements	181	7,705	2.3%	1.1%	1.0%	0.8%
% of FP17s Relating to Continuations	54	7,705	0.7%	1.2%	1.0%	0.9%
% of Patients satisfied with the dentistry they have received	5	5	N/A	94.7%	93.8%	93.2%
% of Patients satisfied with the time they had to wait for an appointment	5	5	N/A	91.5%	89.4%	88.3%

* This is based on patients treated on this contract for their most recent course of treatment. Figures in italics indicate the base number of FP17s or Patient Questionnaire responses are less than 100. N/A is shown where the base number of responses is less than 10 during the period. % is calculated as Quantity/Base number*100

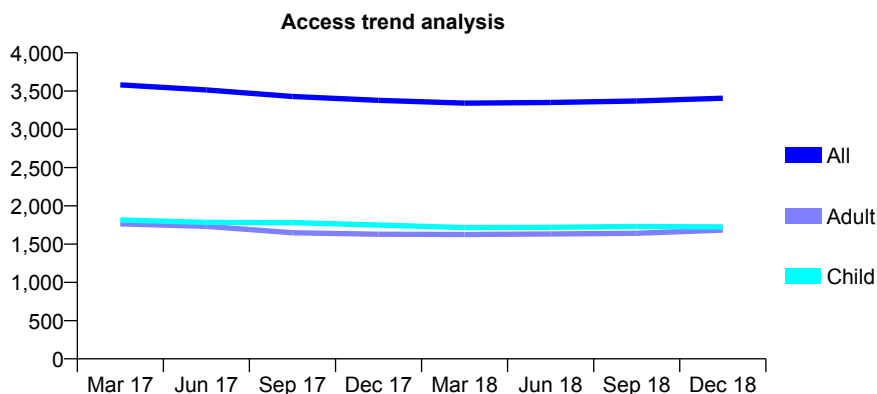
Q49 - Vital Signs At a Glance Contract Report for 622605/0001 - December 2018

Name or company name	MR RA GRANT
Contract type name	GDS Contract
Purpose of contract	General
Contract start date	01/04/2006
Contract end date	

18/19 Contracted general activity (UDA)	11,293
Carry forward general activity (UDA)	0
18/19 Contracted orthodontic activity (UOA)	0
Carry forward orthodontic activity (UOA)	0
Baseline contract value	£299,267.15

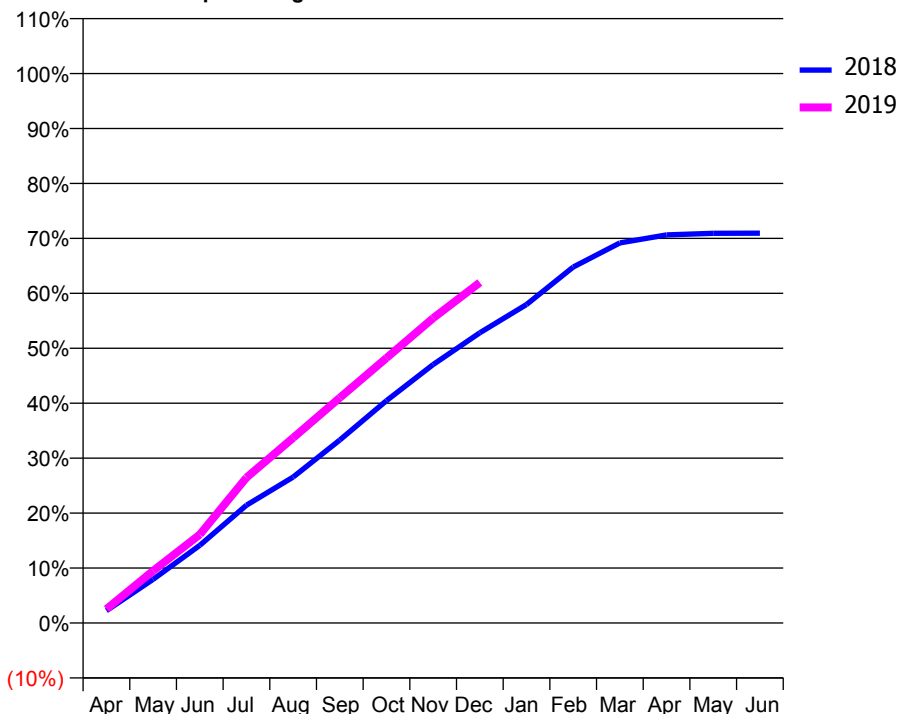
ACCESS*

Patients seen in 24 months	Total	Change since previous quarter
Quarter ending December 2017	3,378	
Quarter ending March 2018	3,342	↓
Quarter ending June 2018	3,351	→
Quarter ending September 2018	3,370	→
Quarter ending December 2018	3,407	→
Variance since December 2017	0.9%	→



ACTIVITY

Cumulative percentage of contracted UDA delivered 2018 & 2019



Adjusted Scheduled Activity (UDA)		
Month	2018	2019
April	253	287
May	897	1,072
June	1,595	1,819
July	2,422	2,989
August	3,000	3,806
September	3,761	4,630
October	4,569	5,446
November	5,312	6,267
December	5,965	6,998
January	6,546	
February	7,314	
March	7,812	
April	7,976	
May	8,010	
June	8,013	

QUALITY

	Quantity	Base Number	Contract	AT	Region	England
% of FP17s for the same patient ID Re-attending within 3 months - Children	108	1,843	5.9%	9.9%	12.3%	11.8%
% of FP17s for the same patient ID Re-attending within 3 months - Adults	305	1,561	19.5%	14.0%	15.8%	15.6%
% of FP17s for the same patient ID Re-attending between 3 & 9 months - Children	980	1,843	53.2%	57.3%	60.1%	58.8%
% of FP17s for the same patient ID Re-attending between 3 & 9 months - Adults	707	1,561	45.3%	52.7%	53.3%	51.0%
% of FP17s for Band 1 Urgent Courses	222	3,275	6.8%	8.1%	9.0%	9.0%
% of FP17s Relating to Free Repair or Replacements	7	3,275	0.2%	1.1%	1.0%	0.8%
% of FP17s Relating to Continuations	0	3,275	0.0%	1.2%	1.0%	0.9%
% of Patients satisfied with the dentistry they have received	2	2	N/A	94.7%	93.8%	93.2%
% of Patients satisfied with the time they had to wait for an appointment	2	2	N/A	91.5%	89.4%	88.3%

* This is based on patients treated on this contract for their most recent course of treatment. Figures in italics indicate the base number of FP17s or Patient Questionnaire responses are less than 100. N/A is shown where the base number of responses is less than 10 during the period. % is calculated as Quantity/Base number*100

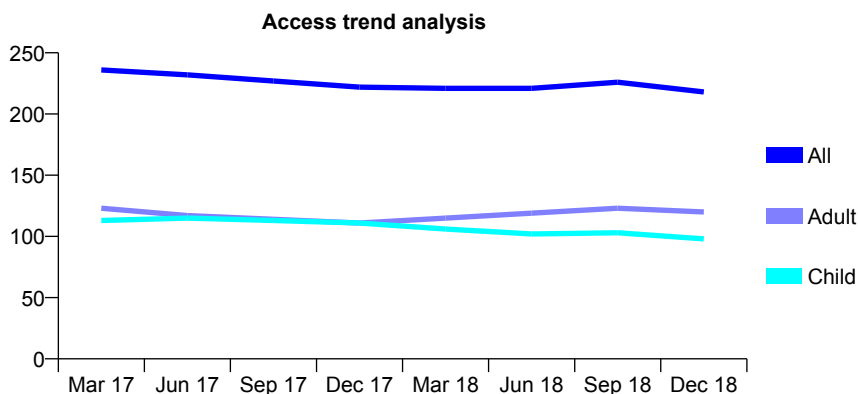
Q49 - Vital Signs At a Glance Contract Report for 622605/0002 - December 2018

Name or company name	MR RA GRANT
Contract type name	GDS Contract
Purpose of contract	General
Contract start date	01/04/2006
Contract end date	

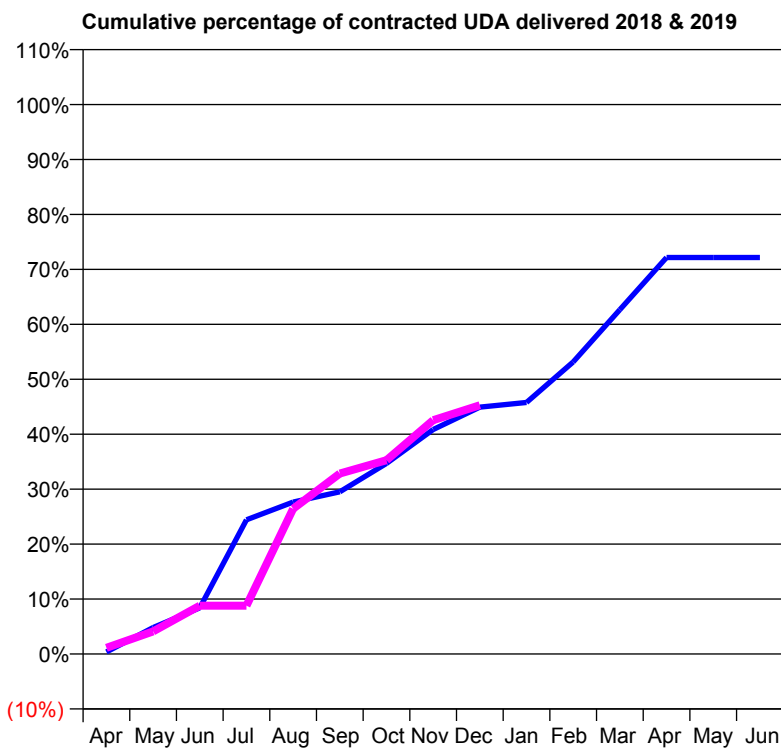
18/19 Contracted general activity (UDA)	813
Carry forward general activity (UDA)	0
18/19 Contracted orthodontic activity (UOA)	0
Carry forward orthodontic activity (UOA)	0
Baseline contract value	£20,466.77

ACCESS*

Patients seen in 24 months	Total	Change since previous quarter
Quarter ending December 2017	222	
Quarter ending March 2018	221	→
Quarter ending June 2018	221	→
Quarter ending September 2018	226	↑
Quarter ending December 2018	218	↓
Variance since December 2017	(1.8%)	↓



ACTIVITY



Adjusted Scheduled Activity (UDA)		
Month	2018	2019
April	3	9
May	39	33
June	68	72
July	199	72
August	225	215
September	240	267
October	282	287
November	332	346
December	365	368
January	372	
February	432	
March	510	
April	587	
May	587	
June	587	

QUALITY

	Quantity	Base Number	Contract	AT	Region	England
% of FP17s for the same patient ID Re-attending within 3 months - Children	6	90	6.7%	9.9%	12.3%	11.8%
% of FP17s for the same patient ID Re-attending within 3 months - Adults	12	113	10.6%	14.0%	15.8%	15.6%
% of FP17s for the same patient ID Re-attending between 3 & 9 months - Children	47	90	52.2%	57.3%	60.1%	58.8%
% of FP17s for the same patient ID Re-attending between 3 & 9 months - Adults	53	113	46.9%	52.7%	53.3%	51.0%
% of FP17s for Band 1 Urgent Courses	10	174	5.7%	8.1%	9.0%	9.0%
% of FP17s Relating to Free Repair or Replacements	0	174	0.0%	1.1%	1.0%	0.8%
% of FP17s Relating to Continuations	0	174	0.0%	1.2%	1.0%	0.9%
% of Patients satisfied with the dentistry they have received	0	0	N/A	94.7%	93.8%	93.2%
% of Patients satisfied with the time they had to wait for an appointment	0	0	N/A	91.5%	89.4%	88.3%

* This is based on patients treated on this contract for their most recent course of treatment. Figures in italics indicate the base number of FP17s or Patient Questionnaire responses are less than 100. N/A is shown where the base number of responses is less than 10 during the period. % is calculated as Quantity/Base number*100

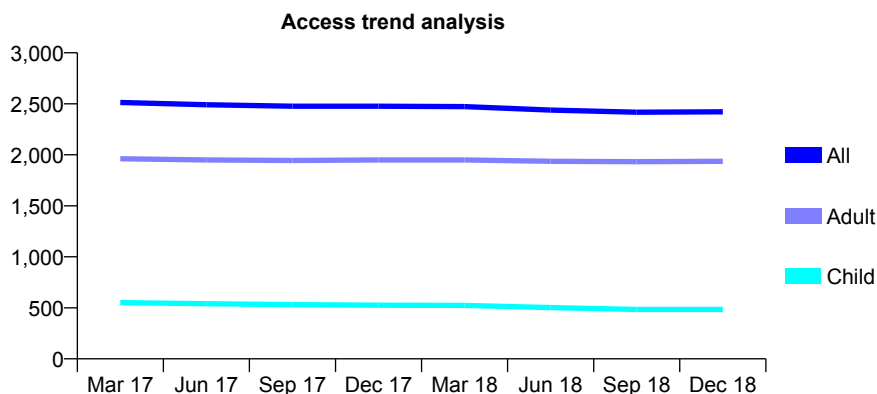
Q49 - Vital Signs At a Glance Contract Report for 631434/0001 - December 2018

Name or company name	MR JM ATKINSON
Contract type name	GDS Contract
Purpose of contract	General
Contract start date	01/04/2006
Contract end date	

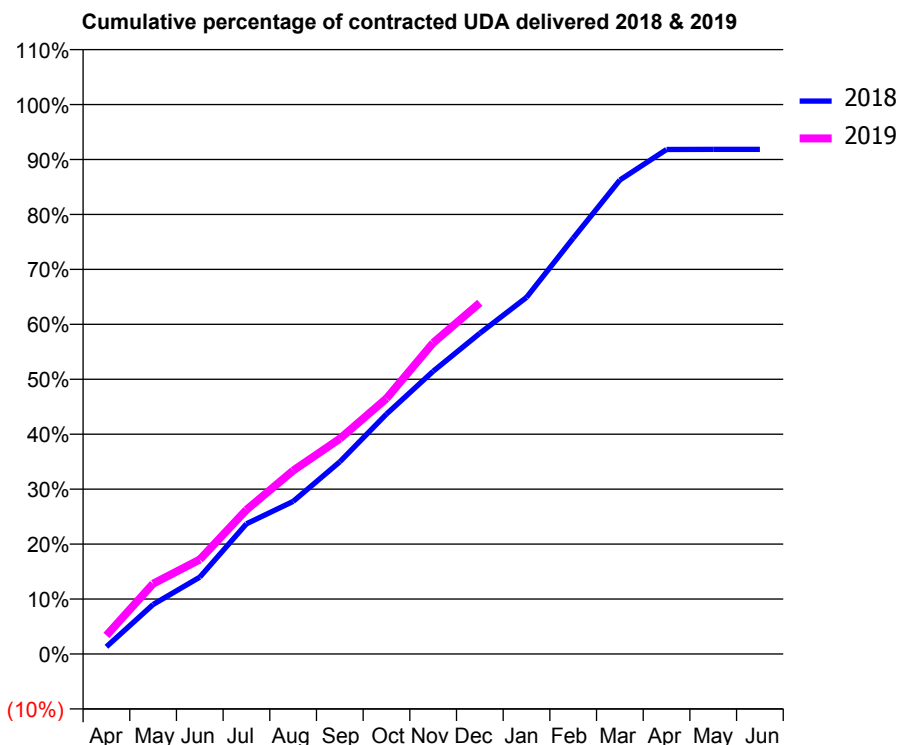
18/19 Contracted general activity (UDA)	8,350
Carry forward general activity (UDA)	0
18/19 Contracted orthodontic activity (UOA)	0
Carry forward orthodontic activity (UOA)	0
Baseline contract value	£196,905.33

ACCESS*

Patients seen in 24 months	Total	Change since previous quarter
Quarter ending December 2017	2,476	
Quarter ending March 2018	2,473	→
Quarter ending June 2018	2,439	↓
Quarter ending September 2018	2,417	→
Quarter ending December 2018	2,421	→
Variance since December 2017	(2.2%)	↓



ACTIVITY



Month	Adjusted Scheduled Activity (UDA)	
	2018	2019
April	111	282
May	753	1,070
June	1,169	1,435
July	1,979	2,191
August	2,318	2,786
September	2,921	3,272
October	3,646	3,883
November	4,297	4,728
December	4,873	5,336
January	5,419	
February	6,319	
March	7,203	
April	7,667	
May	7,668	
June	7,668	

QUALITY

	Quantity	Base Number	Contract	AT	Region	England
% of FP17s for the same patient ID Re-attending within 3 months - Children	19	525	3.6%	9.9%	12.3%	11.8%
% of FP17s for the same patient ID Re-attending within 3 months - Adults	423	2,298	18.4%	14.0%	15.8%	15.6%
% of FP17s for the same patient ID Re-attending between 3 & 9 months - Children	353	525	67.2%	57.3%	60.1%	58.8%
% of FP17s for the same patient ID Re-attending between 3 & 9 months - Adults	1,378	2,298	60.0%	52.7%	53.3%	51.0%
% of FP17s for Band 1 Urgent Courses	90	2,664	3.4%	8.1%	9.0%	9.0%
% of FP17s Relating to Free Repair or Replacements	96	2,664	3.6%	1.1%	1.0%	0.8%
% of FP17s Relating to Continuations	24	2,664	0.9%	1.2%	1.0%	0.9%
% of Patients satisfied with the dentistry they have received	2	2	N/A	94.7%	93.8%	93.2%
% of Patients satisfied with the time they had to wait for an appointment	2	2	N/A	91.5%	89.4%	88.3%

* This is based on patients treated on this contract for their most recent course of treatment. Figures in italics indicate the base number of FP17s or Patient Questionnaire responses are less than 100. N/A is shown where the base number of responses is less than 10 during the period. % is calculated as Quantity/Base number*100

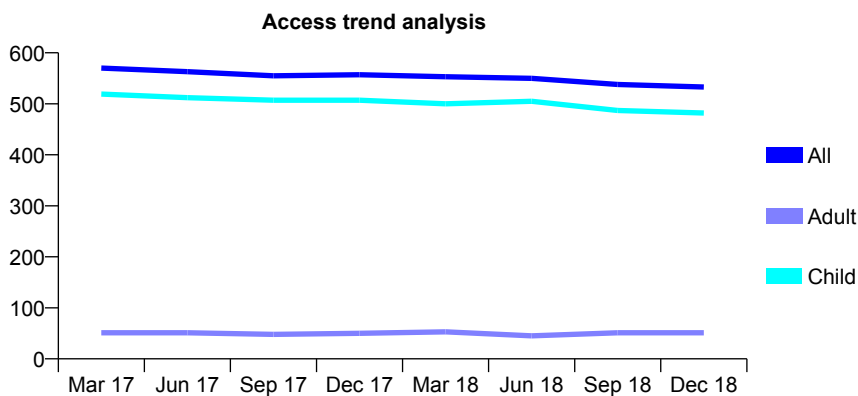
Q49 - Vital Signs At a Glance Contract Report for 635081/0001 - December 2018

Name or company name	MR WA TAYLOR
Contract type name	GDS Contract
Purpose of contract	General and Orthodontic
Contract start date	01/04/2006
Contract end date	

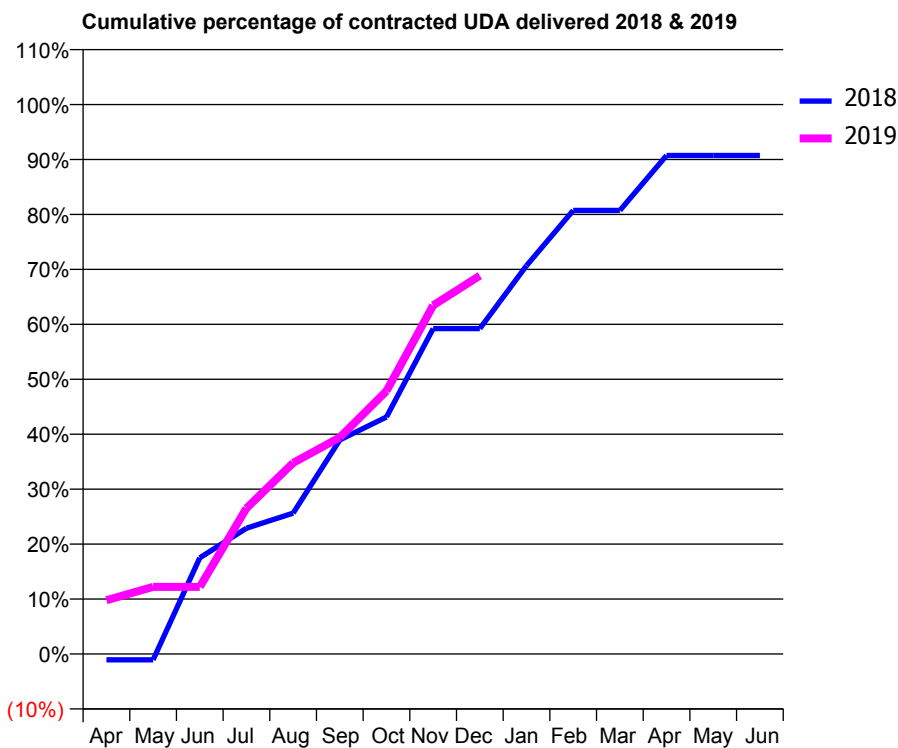
18/19 Contracted general activity (UDA)	1,400
Carry forward general activity (UDA)	0
18/19 Contracted orthodontic activity (UOA)	0
Carry forward orthodontic activity (UOA)	0
Baseline contract value	£34,040.74

ACCESS*

Patients seen in 24 months	Total	Change since previous quarter
Quarter ending December 2017	557	
Quarter ending March 2018	553	→
Quarter ending June 2018	550	→
Quarter ending September 2018	538	↓
Quarter ending December 2018	533	→
Variance since December 2017	(4.3%)	↓



ACTIVITY



Adjusted Scheduled Activity (UDA)		
Month	2018	2019
April	-15	137
May	-15	171
June	245	171
July	320	371
August	359	487
September	545	552
October	604	670
November	829	888
December	829	964
January	989	
February	1,130	
March	1,130	
April	1,270	
May	1,270	
June	1,270	

QUALITY

	Quantity	Base Number	Contract	AT	Region	England
% of FP17s for the same patient ID Re-attending within 3 months - Children	55	728	7.6%	9.9%	12.3%	11.8%
% of FP17s for the same patient ID Re-attending within 3 months - Adults	0	0	N/A	14.0%	15.8%	15.6%
% of FP17s for the same patient ID Re-attending between 3 & 9 months - Children	554	728	76.1%	57.3%	60.1%	58.8%
% of FP17s for the same patient ID Re-attending between 3 & 9 months - Adults	0	0	N/A	52.7%	53.3%	51.0%
% of FP17s for Band 1 Urgent Courses	26	643	4.0%	8.1%	9.0%	9.0%
% of FP17s Relating to Free Repair or Replacements	0	643	0.0%	1.1%	1.0%	0.8%
% of FP17s Relating to Continuations	3	643	0.5%	1.2%	1.0%	0.9%
% of Patients satisfied with the dentistry they have received	0	0	N/A	94.7%	93.8%	93.2%
% of Patients satisfied with the time they had to wait for an appointment	0	0	N/A	91.5%	89.4%	88.3%

* This is based on patients treated on this contract for their most recent course of treatment. Figures in italics indicate the base number of FP17s or Patient Questionnaire responses are less than 100. N/A is shown where the base number of responses is less than 10 during the period. % is calculated as Quantity/Base number*100

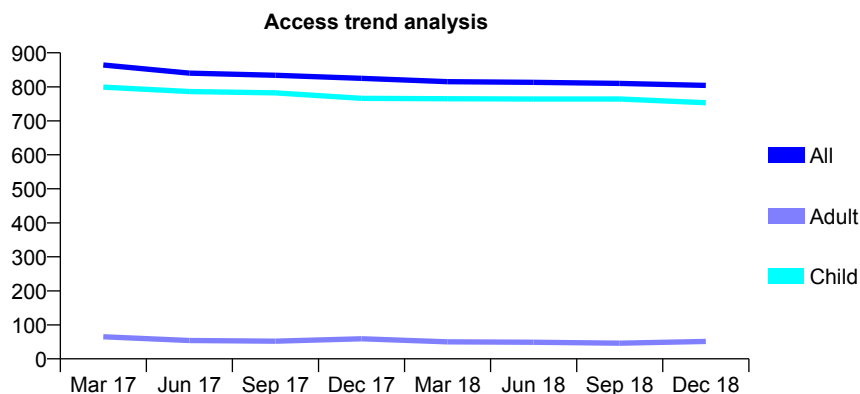
Q49 - Vital Signs At a Glance Contract Report for 636029/0001 - December 2018

Name or company name	MRS JM STEVENSON
Contract type name	GDS Contract
Purpose of contract	General and Orthodontic
Contract start date	01/04/2006
Contract end date	

18/19 Contracted general activity (UDA)	1,515
Carry forward general activity (UDA)	-12
18/19 Contracted orthodontic activity (UOA)	0
Carry forward orthodontic activity (UOA)	0
Baseline contract value	£37,201.92

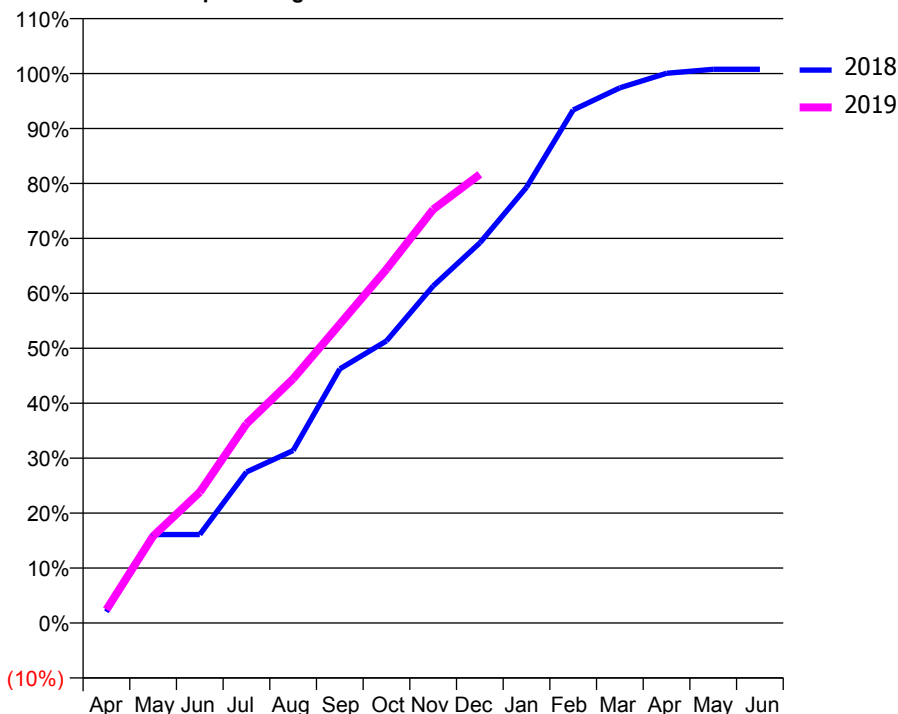
ACCESS*

Patients seen in 24 months	Total	Change since previous quarter
Quarter ending December 2017	825	
Quarter ending March 2018	815	↓
Quarter ending June 2018	813	→
Quarter ending September 2018	810	→
Quarter ending December 2018	804	→
Variance since December 2017	(2.5%)	↓



ACTIVITY

Cumulative percentage of contracted UDA delivered 2018 & 2019



Month	Adjusted Scheduled Activity (UDA)	
	2018	2019
April	31	37
May	244	239
June	244	361
July	416	549
August	476	673
September	700	824
October	778	976
November	929	1,140
December	1,048	1,237
January	1,201	
February	1,414	
March	1,476	
April	1,516	
May	1,527	
June	1,527	

QUALITY

	Quantity	Base Number	Contract	AT	Region	England
% of FP17s for the same patient ID Re-attending within 3 months - Children	77	916	8.4%	9.9%	12.3%	11.8%
% of FP17s for the same patient ID Re-attending within 3 months - Adults	0	0	N/A	14.0%	15.8%	15.6%
% of FP17s for the same patient ID Re-attending between 3 & 9 months - Children	519	916	56.7%	57.3%	60.1%	58.8%
% of FP17s for the same patient ID Re-attending between 3 & 9 months - Adults	0	0	N/A	52.7%	53.3%	51.0%
% of FP17s for Band 1 Urgent Courses	50	849	5.9%	8.1%	9.0%	9.0%
% of FP17s Relating to Free Repair or Replacements	0	849	0.0%	1.1%	1.0%	0.8%
% of FP17s Relating to Continuations	4	849	0.5%	1.2%	1.0%	0.9%
% of Patients satisfied with the dentistry they have received	1	1	N/A	94.7%	93.8%	93.2%
% of Patients satisfied with the time they had to wait for an appointment	1	1	N/A	91.5%	89.4%	88.3%

* This is based on patients treated on this contract for their most recent course of treatment. Figures in italics indicate the base number of FP17s or Patient Questionnaire responses are less than 100. N/A is shown where the base number of responses is less than 10 during the period. % is calculated as Quantity/Base number*100

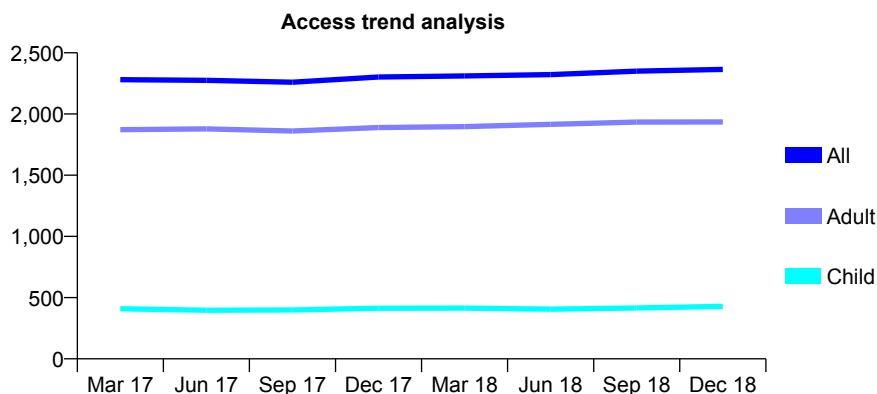
Q49 - Vital Signs At a Glance Contract Report for 636746/0001 - December 2018

Name or company name	Marsden Road Dental Practice Partnership
Contract type name	GDS Contract
Purpose of contract	General and Orthodontic
Contract start date	01/04/2006
Contract end date	

18/19 Contracted general activity (UDA)	8,699
Carry forward general activity (UDA)	-62
18/19 Contracted orthodontic activity (UOA)	0
Carry forward orthodontic activity (UOA)	0
Baseline contract value	£236,334.82

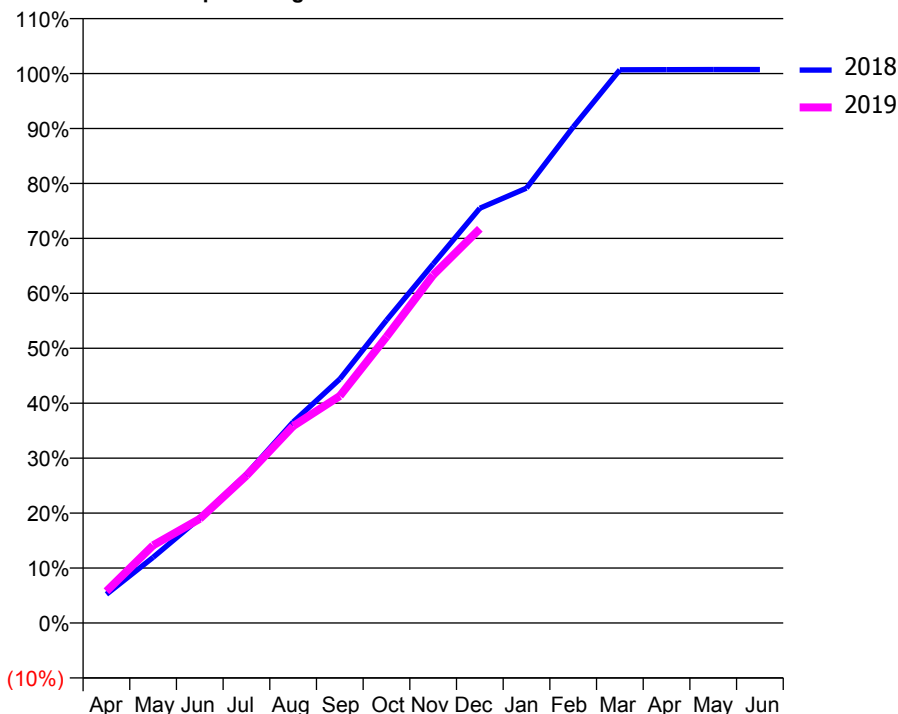
ACCESS*

Patients seen in 24 months	Total	Change since previous quarter
Quarter ending December 2017	2,302	
Quarter ending March 2018	2,311	→
Quarter ending June 2018	2,322	→
Quarter ending September 2018	2,350	→
Quarter ending December 2018	2,364	→
Variance since December 2017	2.7%	↑



ACTIVITY

Cumulative percentage of contracted UDA delivered 2018 & 2019



Month	Adjusted Scheduled Activity (UDA)	
	2018	2019
April	456	504
May	1,039	1,230
June	1,661	1,650
July	2,357	2,334
August	3,183	3,117
September	3,862	3,594
October	4,793	4,531
November	5,685	5,510
December	6,567	6,241
January	6,884	
February	7,852	
March	8,758	
April	8,759	
May	8,761	
June	8,761	

QUALITY

	Quantity	Base Number	Contract	AT	Region	England
% of FP17s for the same patient ID Re-attending within 3 months - Children	28	467	6.0%	9.9%	12.3%	11.8%
% of FP17s for the same patient ID Re-attending within 3 months - Adults	314	2,202	14.3%	14.0%	15.8%	15.6%
% of FP17s for the same patient ID Re-attending between 3 & 9 months - Children	300	467	64.2%	57.3%	60.1%	58.8%
% of FP17s for the same patient ID Re-attending between 3 & 9 months - Adults	1,305	2,202	59.3%	52.7%	53.3%	51.0%
% of FP17s for Band 1 Urgent Courses	147	2,668	5.5%	8.1%	9.0%	9.0%
% of FP17s Relating to Free Repair or Replacements	27	2,668	1.0%	1.1%	1.0%	0.8%
% of FP17s Relating to Continuations	77	2,668	2.9%	1.2%	1.0%	0.9%
% of Patients satisfied with the dentistry they have received	2	2	N/A	94.7%	93.8%	93.2%
% of Patients satisfied with the time they had to wait for an appointment	1	2	N/A	91.5%	89.4%	88.3%

* This is based on patients treated on this contract for their most recent course of treatment. Figures in italics indicate the base number of FP17s or Patient Questionnaire responses are less than 100. N/A is shown where the base number of responses is less than 10 during the period. % is calculated as Quantity/Base number*100

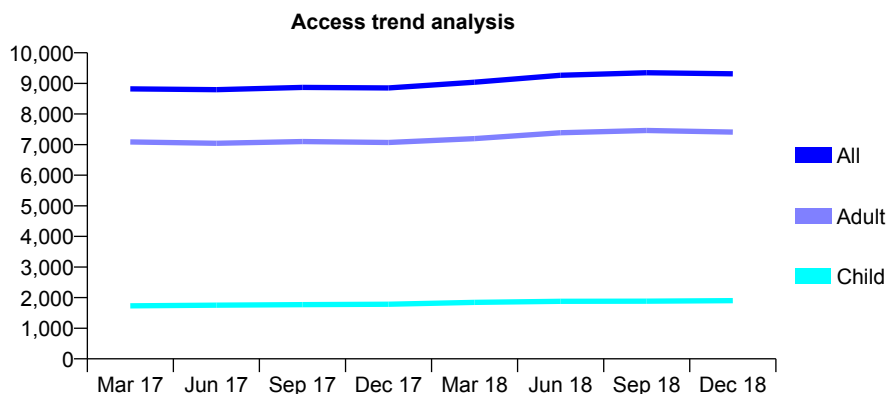
Q49 - Vital Signs At a Glance Contract Report for 636827/0001 - December 2018

Name or company name	Honour Health Partnership
Contract type name	GDS Contract
Purpose of contract	General
Contract start date	01/04/2006
Contract end date	

18/19 Contracted general activity (UDA)	17,950
Carry forward general activity (UDA)	69
18/19 Contracted orthodontic activity (UOA)	0
Carry forward orthodontic activity (UOA)	0
Baseline contract value	£478,323.78

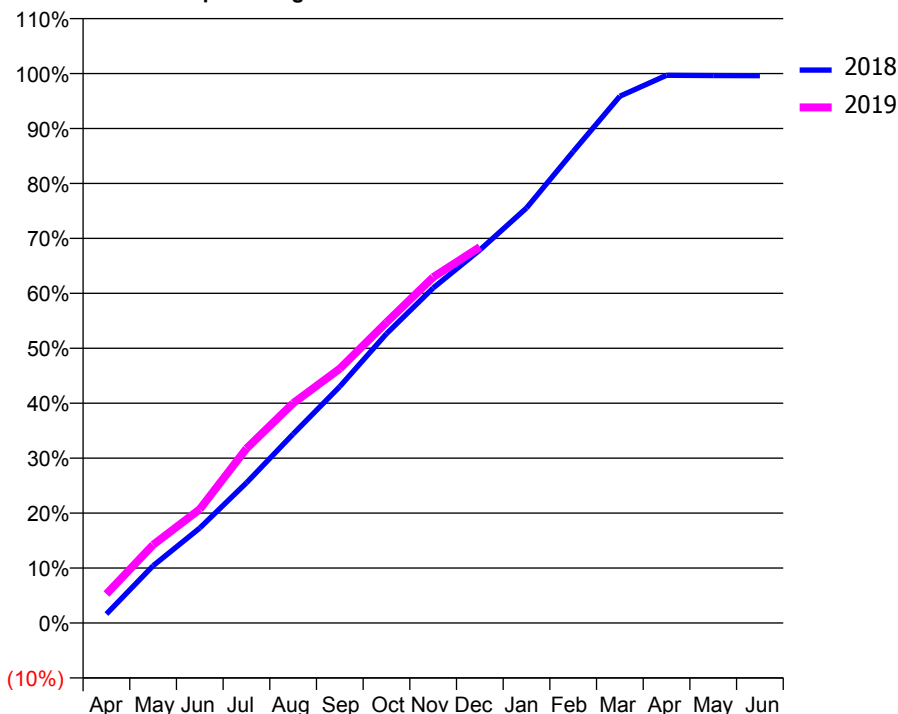
ACCESS*

Patients seen in 24 months	Total	Change since previous quarter
Quarter ending December 2017	8,853	
Quarter ending March 2018	9,040	↑
Quarter ending June 2018	9,267	↑
Quarter ending September 2018	9,349	→
Quarter ending December 2018	9,315	→
Variance since December 2017	5.2%	↑



ACTIVITY

Cumulative percentage of contracted UDA delivered 2018 & 2019



Month	Adjusted Scheduled Activity (UDA)	
	2018	2019
April	294	949
May	1,872	2,554
June	3,102	3,718
July	4,579	5,701
August	6,176	7,181
September	7,724	8,311
October	9,449	9,822
November	10,946	11,299
December	12,186	12,279
January	13,558	
February	15,398	
March	17,208	
April	17,891	
May	17,882	
June	17,880	

QUALITY

	Quantity	Base Number	Contract	AT	Region	England
% of FP17s for the same patient ID Re-attending within 3 months - Children	107	1,964	5.4%	9.9%	12.3%	11.8%
% of FP17s for the same patient ID Re-attending within 3 months - Adults	883	6,744	13.1%	14.0%	15.8%	15.6%
% of FP17s for the same patient ID Re-attending between 3 & 9 months - Children	1,214	1,964	61.8%	57.3%	60.1%	58.8%
% of FP17s for the same patient ID Re-attending between 3 & 9 months - Adults	3,486	6,744	51.7%	52.7%	53.3%	51.0%
% of FP17s for Band 1 Urgent Courses	927	7,674	12.1%	8.1%	9.0%	9.0%
% of FP17s Relating to Free Repair or Replacements	30	7,674	0.4%	1.1%	1.0%	0.8%
% of FP17s Relating to Continuations	19	7,674	0.2%	1.2%	1.0%	0.9%
% of Patients satisfied with the dentistry they have received	3	5	N/A	94.7%	93.8%	93.2%
% of Patients satisfied with the time they had to wait for an appointment	3	5	N/A	91.5%	89.4%	88.3%

* This is based on patients treated on this contract for their most recent course of treatment. Figures in italics indicate the base number of FP17s or Patient Questionnaire responses are less than 100. N/A is shown where the base number of responses is less than 10 during the period. % is calculated as Quantity/Base number*100

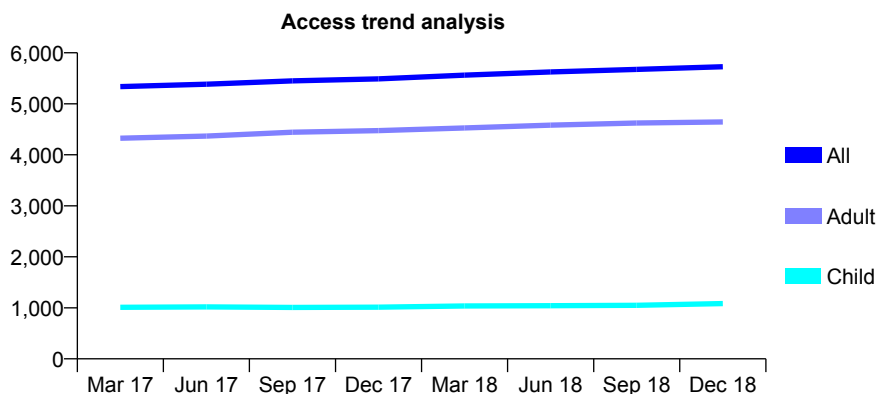
Q49 - Vital Signs At a Glance Contract Report for 642495/0001 - December 2018

Name or company name	Garvey & Hicks
Contract type name	GDS Contract
Purpose of contract	General and Orthodontic
Contract start date	01/04/2006
Contract end date	

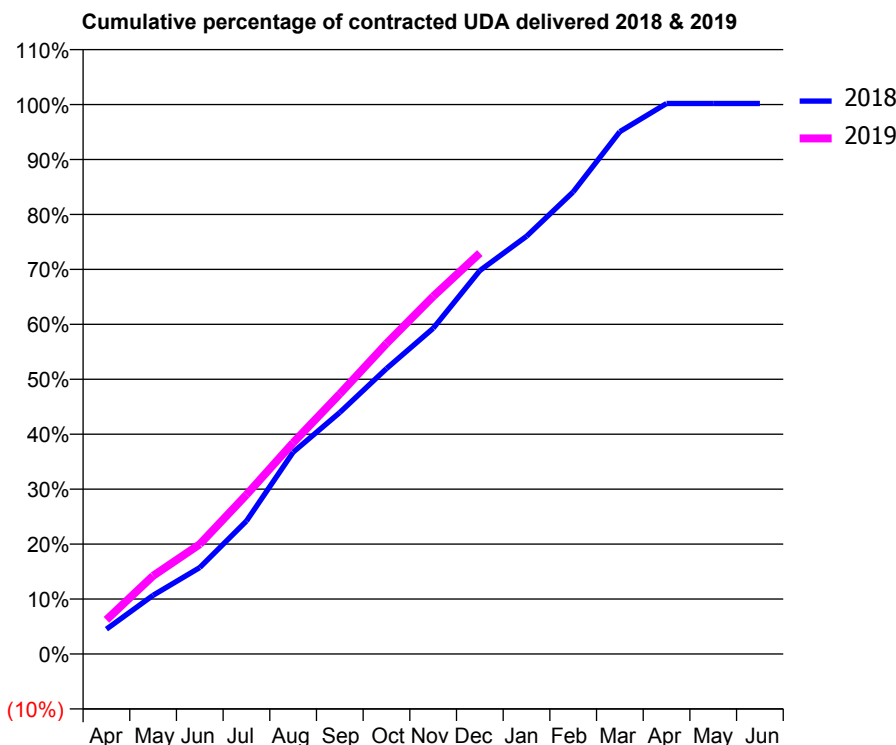
18/19 Contracted general activity (UDA)	19,348
Carry forward general activity (UDA)	-37
18/19 Contracted orthodontic activity (UOA)	0
Carry forward orthodontic activity (UOA)	0
Baseline contract value	£565,082.90

ACCESS*

Patients seen in 24 months	Total	Change since previous quarter
Quarter ending December 2017	5,488	
Quarter ending March 2018	5,563	→
Quarter ending June 2018	5,624	→
Quarter ending September 2018	5,674	→
Quarter ending December 2018	5,727	→
Variance since December 2017	4.4%	↑



ACTIVITY



Month	Adjusted Scheduled Activity (UDA)	
	2018	2019
April	874	1,204
May	2,069	2,755
June	3,046	3,867
July	4,686	5,608
August	7,105	7,438
September	8,506	9,158
October	10,051	10,934
November	11,469	12,592
December	13,501	14,117
January	14,706	
February	16,269	
March	18,394	
April	19,385	
May	19,385	
June	19,385	

QUALITY

	Quantity	Base Number	Contract	AT	Region	England
% of FP17s for the same patient ID Re-attending within 3 months - Children	97	1,205	8.0%	9.9%	12.3%	11.8%
% of FP17s for the same patient ID Re-attending within 3 months - Adults	696	5,011	13.9%	14.0%	15.8%	15.6%
% of FP17s for the same patient ID Re-attending between 3 & 9 months - Children	632	1,205	52.4%	57.3%	60.1%	58.8%
% of FP17s for the same patient ID Re-attending between 3 & 9 months - Adults	2,780	5,011	55.5%	52.7%	53.3%	51.0%
% of FP17s for Band 1 Urgent Courses	413	5,863	7.0%	8.1%	9.0%	9.0%
% of FP17s Relating to Free Repair or Replacements	63	5,863	1.1%	1.1%	1.0%	0.8%
% of FP17s Relating to Continuations	98	5,863	1.7%	1.2%	1.0%	0.9%
% of Patients satisfied with the dentistry they have received	7	7	N/A	94.7%	93.8%	93.2%
% of Patients satisfied with the time they had to wait for an appointment	7	7	N/A	91.5%	89.4%	88.3%

* This is based on patients treated on this contract for their most recent course of treatment. Figures in italics indicate the base number of FP17s or Patient Questionnaire responses are less than 100. N/A is shown where the base number of responses is less than 10 during the period. % is calculated as Quantity/Base number*100

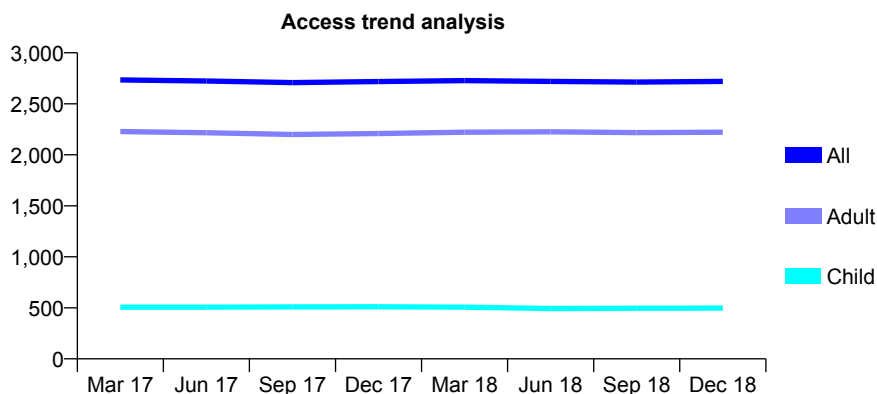
Q49 - Vital Signs At a Glance Contract Report for 643874/0001 - December 2018

Name or company name	MR M STEPHENSON
Contract type name	GDS Contract
Purpose of contract	General
Contract start date	01/04/2006
Contract end date	

18/19 Contracted general activity (UDA)	8,954
Carry forward general activity (UDA)	0
18/19 Contracted orthodontic activity (UOA)	0
Carry forward orthodontic activity (UOA)	0
Baseline contract value	£197,519.44

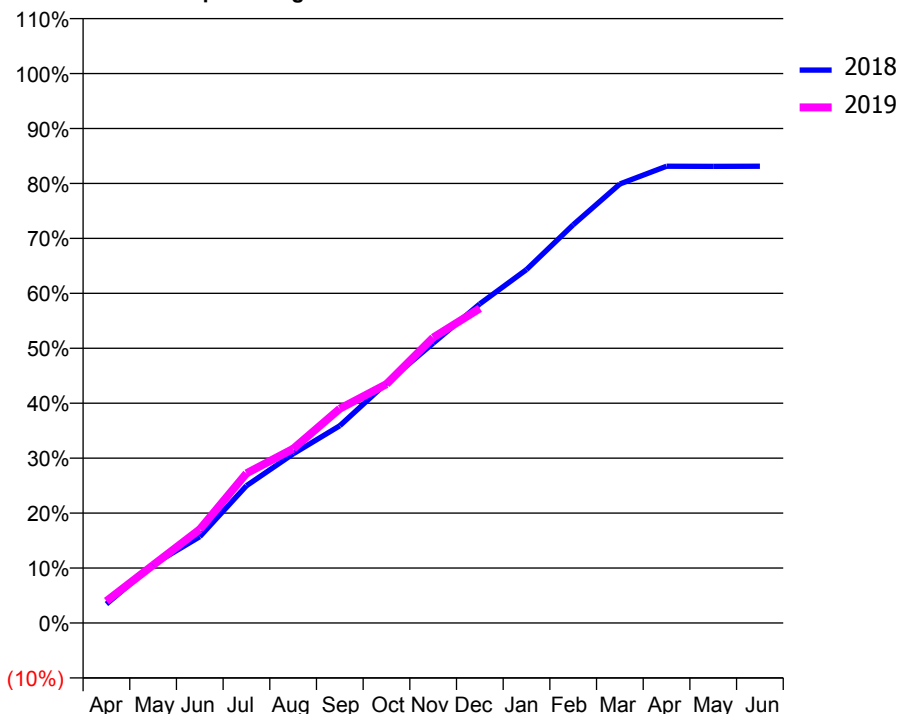
ACCESS*

Patients seen in 24 months	Total	Change since previous quarter
Quarter ending December 2017	2,718	
Quarter ending March 2018	2,727	→
Quarter ending June 2018	2,720	→
Quarter ending September 2018	2,713	→
Quarter ending December 2018	2,719	→
Variance since December 2017	0.0%	→



ACTIVITY

Cumulative percentage of contracted UDA delivered 2018 & 2019



Month	Adjusted Scheduled Activity (UDA)	
	2018	2019
April	310	358
May	953	944
June	1,407	1,526
July	2,238	2,438
August	2,756	2,839
September	3,215	3,493
October	3,912	3,892
November	4,560	4,652
December	5,201	5,127
January	5,760	
February	6,490	
March	7,155	
April	7,444	
May	7,440	
June	7,442	

QUALITY

	Quantity	Base Number	Contract	AT	Region	England
% of FP17s for the same patient ID Re-attending within 3 months - Children	19	493	3.9%	9.9%	12.3%	11.8%
% of FP17s for the same patient ID Re-attending within 3 months - Adults	272	2,360	11.5%	14.0%	15.8%	15.6%
% of FP17s for the same patient ID Re-attending between 3 & 9 months - Children	298	493	60.4%	57.3%	60.1%	58.8%
% of FP17s for the same patient ID Re-attending between 3 & 9 months - Adults	1,401	2,360	59.4%	52.7%	53.3%	51.0%
% of FP17s for Band 1 Urgent Courses	250	2,720	9.2%	8.1%	9.0%	9.0%
% of FP17s Relating to Free Repair or Replacements	51	2,720	1.9%	1.1%	1.0%	0.8%
% of FP17s Relating to Continuations	26	2,720	1.0%	1.2%	1.0%	0.9%
% of Patients satisfied with the dentistry they have received	1	1	N/A	94.7%	93.8%	93.2%
% of Patients satisfied with the time they had to wait for an appointment	1	1	N/A	91.5%	89.4%	88.3%

* This is based on patients treated on this contract for their most recent course of treatment. Figures in italics indicate the base number of FP17s or Patient Questionnaire responses are less than 100. N/A is shown where the base number of responses is less than 10 during the period. % is calculated as Quantity/Base number*100

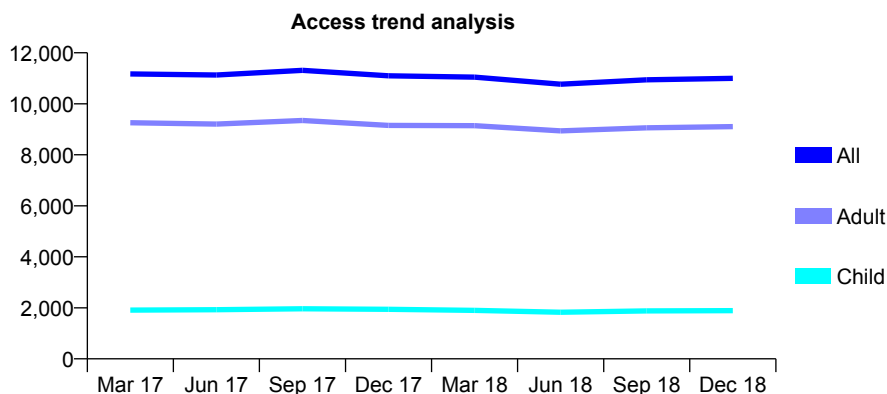
Q49 - Vital Signs At a Glance Contract Report for 644366/0001 - December 2018

Name or company name	S J Smith & Associates
Contract type name	GDS Contract
Purpose of contract	General
Contract start date	01/04/2006
Contract end date	

18/19 Contracted general activity (UDA)	27,687
Carry forward general activity (UDA)	814
18/19 Contracted orthodontic activity (UOA)	0
Carry forward orthodontic activity (UOA)	0
Baseline contract value	£726,183.64

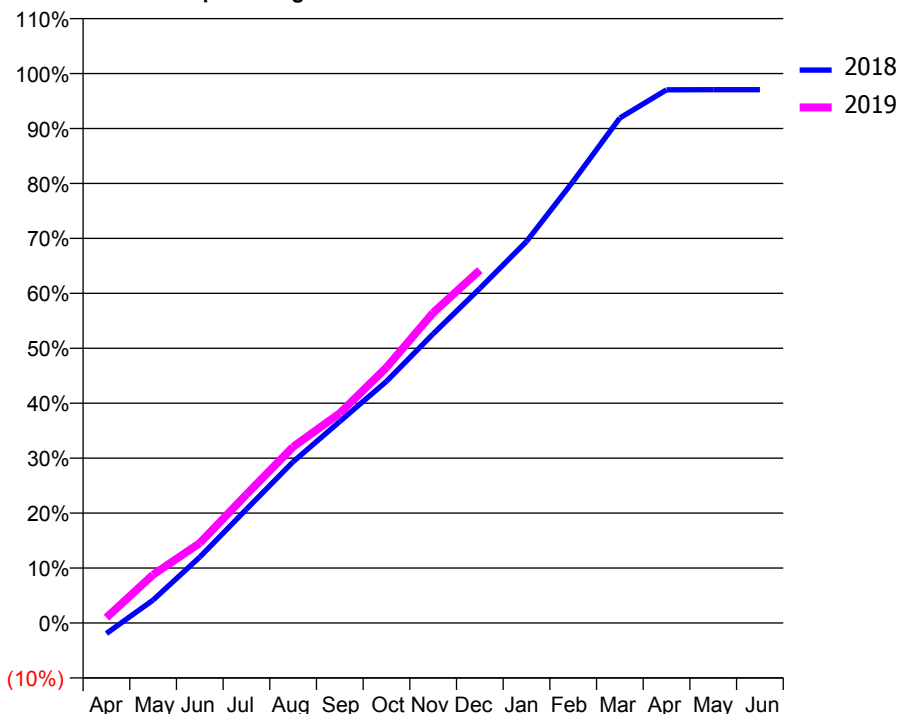
ACCESS*

Patients seen in 24 months	Total	Change since previous quarter
Quarter ending December 2017	11,097	
Quarter ending March 2018	11,045	→
Quarter ending June 2018	10,771	↓
Quarter ending September 2018	10,940	→
Quarter ending December 2018	10,999	→
Variance since December 2017	(0.9%)	→



ACTIVITY

Cumulative percentage of contracted UDA delivered 2018 & 2019



Month	Adjusted Scheduled Activity (UDA)	
	2018	2019
April	-531	273
May	1,158	2,438
June	3,319	4,030
July	5,738	6,483
August	8,128	8,876
September	10,158	10,569
October	12,178	12,878
November	14,568	15,636
December	16,859	17,785
January	19,224	
February	22,259	
March	25,449	
April	26,864	
May	26,873	
June	26,873	

QUALITY

	Quantity	Base Number	Contract	AT	Region	England
% of FP17s for the same patient ID Re-attending within 3 months - Children	66	1,594	4.1%	9.9%	12.3%	11.8%
% of FP17s for the same patient ID Re-attending within 3 months - Adults	655	7,033	9.3%	14.0%	15.8%	15.6%
% of FP17s for the same patient ID Re-attending between 3 & 9 months - Children	730	1,594	45.8%	57.3%	60.1%	58.8%
% of FP17s for the same patient ID Re-attending between 3 & 9 months - Adults	2,580	7,033	36.7%	52.7%	53.3%	51.0%
% of FP17s for Band 1 Urgent Courses	387	8,155	4.7%	8.1%	9.0%	9.0%
% of FP17s Relating to Free Repair or Replacements	36	8,155	0.4%	1.1%	1.0%	0.8%
% of FP17s Relating to Continuations	113	8,155	1.4%	1.2%	1.0%	0.9%
% of Patients satisfied with the dentistry they have received	16	16	100.0%	94.7%	93.8%	93.2%
% of Patients satisfied with the time they had to wait for an appointment	14	16	87.5%	91.5%	89.4%	88.3%

* This is based on patients treated on this contract for their most recent course of treatment. Figures in italics indicate the base number of FP17s or Patient Questionnaire responses are less than 100. N/A is shown where the base number of responses is less than 10 during the period. % is calculated as Quantity/Base number*100

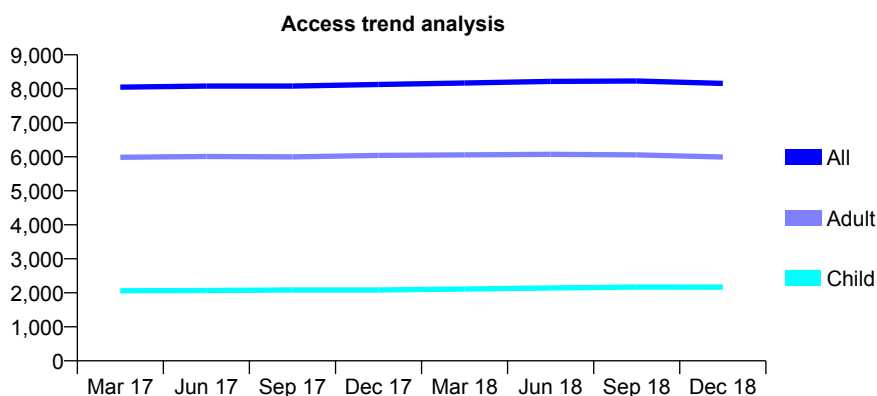
Q49 - Vital Signs At a Glance Contract Report for 644676/0001 - December 2018

Name or company name	MRS JM DORAN
Contract type name	Pilot Contract
Purpose of contract	General
Contract start date	01/04/2006
Contract end date	

18/19 Contracted general activity (UDA)	15,315
Carry forward general activity (UDA)	0
18/19 Contracted orthodontic activity (UOA)	0
Carry forward orthodontic activity (UOA)	0
Baseline contract value	£719,817.17

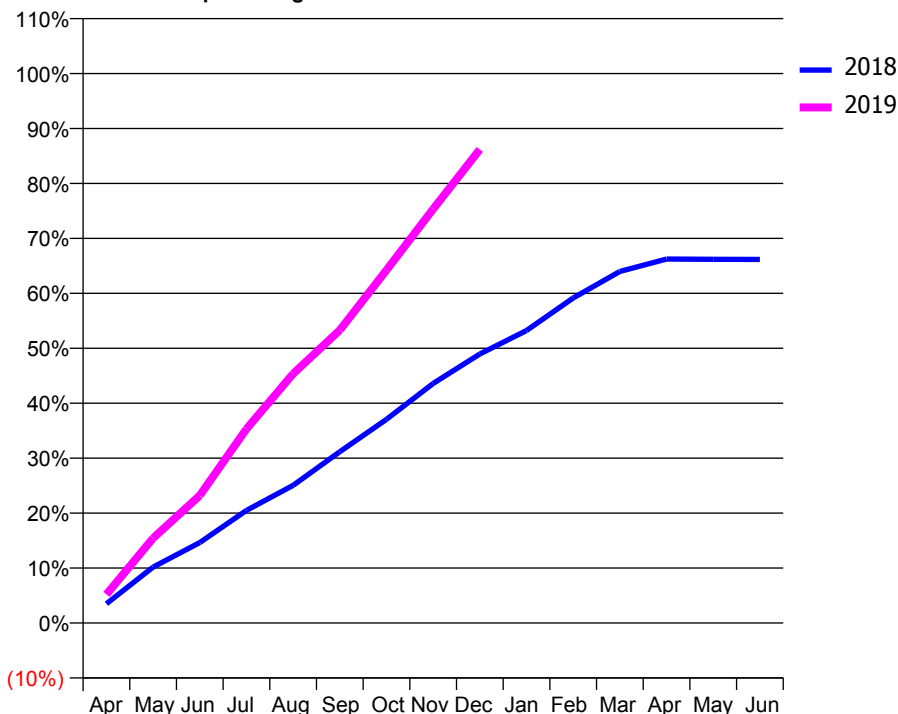
ACCESS*

Patients seen in 24 months	Total	Change since previous quarter
Quarter ending December 2017	8,126	
Quarter ending March 2018	8,170	→
Quarter ending June 2018	8,218	→
Quarter ending September 2018	8,229	→
Quarter ending December 2018	8,158	→
Variance since December 2017	0.4%	→



ACTIVITY

Cumulative percentage of contracted UDA delivered 2018 & 2019



Month	Adjusted Scheduled Activity (UDA)	
	2018	2019
April	1,038	796
May	3,012	2,364
June	4,331	3,554
July	6,060	5,409
August	7,412	6,949
September	9,225	8,165
October	10,966	9,835
November	12,900	11,538
December	14,485	13,198
January	15,750	
February	17,501	
March	18,929	
April	19,598	
May	19,584	
June	19,575	

QUALITY

	Quantity	Base Number	Contract	AT	Region	England
% of FP17s for the same patient ID Re-attending within 3 months - Children	100	2,229	4.5%	9.9%	12.3%	11.8%
% of FP17s for the same patient ID Re-attending within 3 months - Adults	538	4,749	11.3%	14.0%	15.8%	15.6%
% of FP17s for the same patient ID Re-attending between 3 & 9 months - Children	1,366	2,229	61.3%	57.3%	60.1%	58.8%
% of FP17s for the same patient ID Re-attending between 3 & 9 months - Adults	2,049	4,749	43.1%	52.7%	53.3%	51.0%
% of FP17s for Band 1 Urgent Courses	73	6,319	1.2%	8.1%	9.0%	9.0%
% of FP17s Relating to Free Repair or Replacements	30	6,319	0.5%	1.1%	1.0%	0.8%
% of FP17s Relating to Continuations	51	6,319	0.8%	1.2%	1.0%	0.9%
% of Patients satisfied with the dentistry they have received	2	3	N/A	94.7%	93.8%	93.2%
% of Patients satisfied with the time they had to wait for an appointment	3	3	N/A	91.5%	89.4%	88.3%

* This is based on patients treated on this contract for their most recent course of treatment. Figures in italics indicate the base number of FP17s or Patient Questionnaire responses are less than 100. N/A is shown where the base number of responses is less than 10 during the period. % is calculated as Quantity/Base number*100

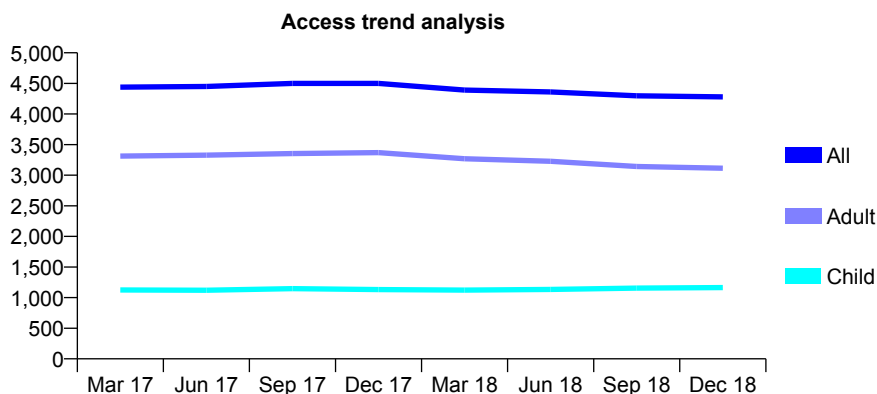
Q49 - Vital Signs At a Glance Contract Report for 644676/0002 - December 2018

Name or company name	MRS JM DORAN
Contract type name	Pilot Contract
Purpose of contract	General
Contract start date	24/05/2008
Contract end date	

18/19 Contracted general activity (UDA)	15,280
Carry forward general activity (UDA)	0
18/19 Contracted orthodontic activity (UOA)	0
Carry forward orthodontic activity (UOA)	0
Baseline contract value	£349,589.89

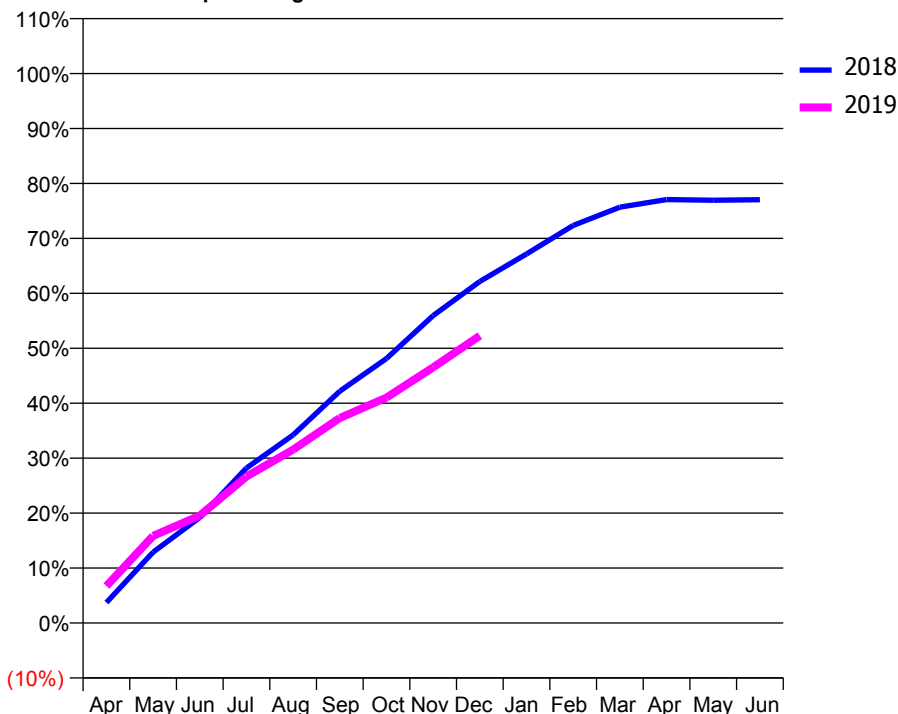
ACCESS*

Patients seen in 24 months	Total	Change since previous quarter
Quarter ending December 2017	4,501	
Quarter ending March 2018	4,392	↓
Quarter ending June 2018	4,361	→
Quarter ending September 2018	4,297	↓
Quarter ending December 2018	4,279	→
Variance since December 2017	(4.9%)	↓



ACTIVITY

Cumulative percentage of contracted UDA delivered 2018 & 2019



Month	Adjusted Scheduled Activity (UDA)	
	2018	2019
April	571	1,029
May	1,972	2,422
June	2,934	2,987
July	4,311	4,075
August	5,230	4,822
September	6,447	5,699
October	7,356	6,267
November	8,549	7,110
December	9,499	7,987
January	10,260	
February	11,056	
March	11,563	
April	11,773	
May	11,757	
June	11,772	

QUALITY

	Quantity	Base Number	Contract	AT	Region	England
% of FP17s for the same patient ID Re-attending within 3 months - Children	30	1,001	3.0%	9.9%	12.3%	11.8%
% of FP17s for the same patient ID Re-attending within 3 months - Adults	164	2,280	7.2%	14.0%	15.8%	15.6%
% of FP17s for the same patient ID Re-attending between 3 & 9 months - Children	541	1,001	54.0%	57.3%	60.1%	58.8%
% of FP17s for the same patient ID Re-attending between 3 & 9 months - Adults	862	2,280	37.8%	52.7%	53.3%	51.0%
% of FP17s for Band 1 Urgent Courses	27	3,140	0.9%	8.1%	9.0%	9.0%
% of FP17s Relating to Free Repair or Replacements	20	3,140	0.6%	1.1%	1.0%	0.8%
% of FP17s Relating to Continuations	39	3,140	1.2%	1.2%	1.0%	0.9%
% of Patients satisfied with the dentistry they have received	2	2	N/A	94.7%	93.8%	93.2%
% of Patients satisfied with the time they had to wait for an appointment	2	2	N/A	91.5%	89.4%	88.3%

* This is based on patients treated on this contract for their most recent course of treatment. Figures in italics indicate the base number of FP17s or Patient Questionnaire responses are less than 100. N/A is shown where the base number of responses is less than 10 during the period. % is calculated as Quantity/Base number*100

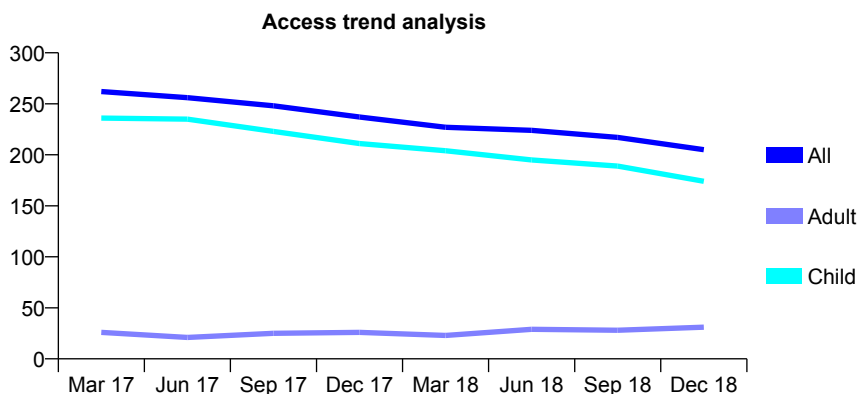
Q49 - Vital Signs At a Glance Contract Report for 649341/0001 - December 2018

Name or company name	MR SR MORRIS
Contract type name	GDS Contract
Purpose of contract	General
Contract start date	01/04/2006
Contract end date	

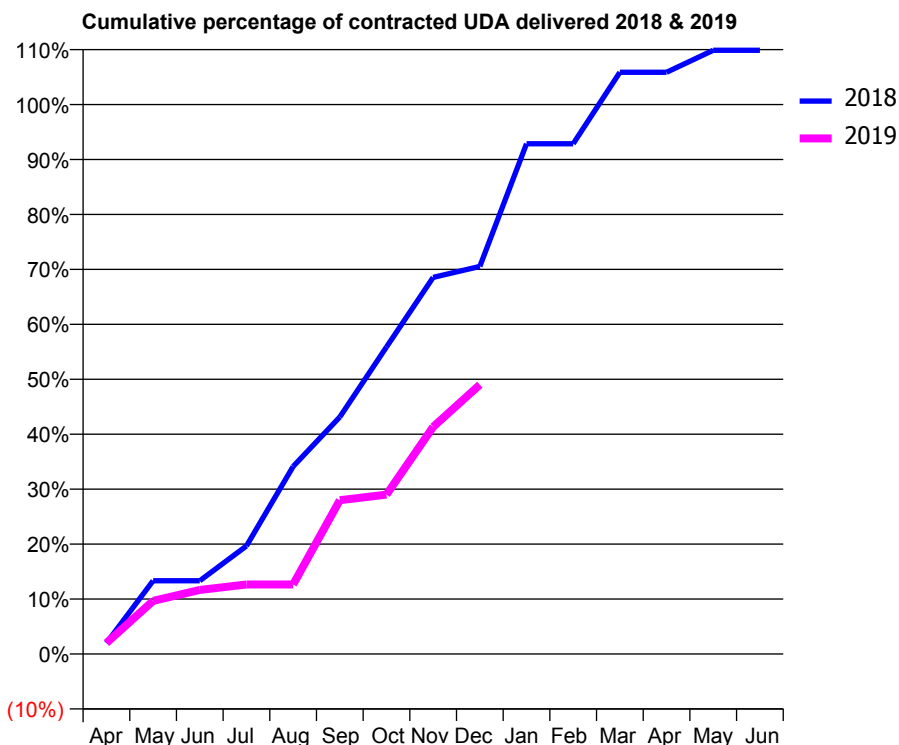
18/19 Contracted general activity (UDA)	300
Carry forward general activity (UDA)	-6
18/19 Contracted orthodontic activity (UOA)	0
Carry forward orthodontic activity (UOA)	0
Baseline contract value	£6,421.20

ACCESS*

Patients seen in 24 months	Total	Change since previous quarter
Quarter ending December 2017	237	
Quarter ending March 2018	227	↓
Quarter ending June 2018	224	↓
Quarter ending September 2018	217	↓
Quarter ending December 2018	205	↓
Variance since December 2017	(13.5%)	↓



ACTIVITY



Month	Adjusted Scheduled Activity (UDA)	
	2018	2019
April	6	6
May	40	29
June	40	35
July	59	38
August	102	38
September	129	84
October	168	87
November	206	124
December	212	147
January	279	
February	279	
March	318	
April	318	
May	330	
June	330	

QUALITY

	Quantity	Base Number	Contract	AT	Region	England
% of FP17s for the same patient ID Re-attending within 3 months - Children	1	120	0.8%	9.9%	12.3%	11.8%
% of FP17s for the same patient ID Re-attending within 3 months - Adults	0	0	N/A	14.0%	15.8%	15.6%
% of FP17s for the same patient ID Re-attending between 3 & 9 months - Children	45	120	37.5%	57.3%	60.1%	58.8%
% of FP17s for the same patient ID Re-attending between 3 & 9 months - Adults	0	0	N/A	52.7%	53.3%	51.0%
% of FP17s for Band 1 Urgent Courses	0	108	0.0%	8.1%	9.0%	9.0%
% of FP17s Relating to Free Repair or Replacements	0	108	0.0%	1.1%	1.0%	0.8%
% of FP17s Relating to Continuations	0	108	0.0%	1.2%	1.0%	0.9%
% of Patients satisfied with the dentistry they have received	0	0	N/A	94.7%	93.8%	93.2%
% of Patients satisfied with the time they had to wait for an appointment	0	0	N/A	91.5%	89.4%	88.3%

* This is based on patients treated on this contract for their most recent course of treatment. Figures in italics indicate the base number of FP17s or Patient Questionnaire responses are less than 100. N/A is shown where the base number of responses is less than 10 during the period. % is calculated as Quantity/Base number*100

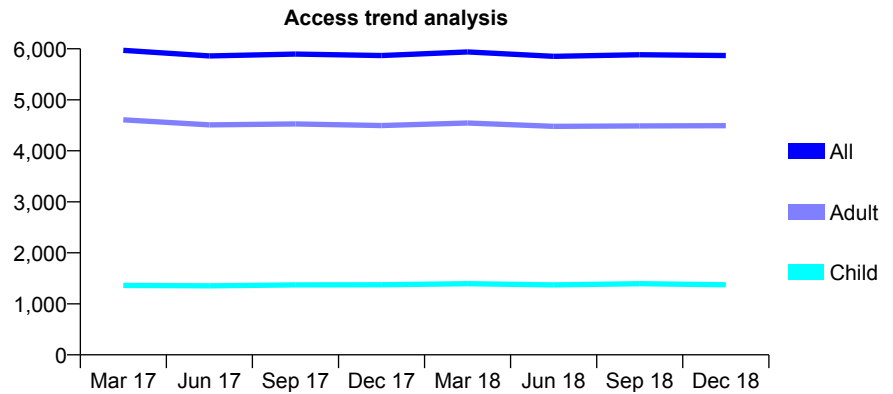
Q49 - Vital Signs At a Glance Contract Report for 650803/0001 - December 2018

Name or company name	Brantingham, Farrell, Owen & Berry
Contract type name	GDS Contract
Purpose of contract	General
Contract start date	01/04/2006
Contract end date	

18/19 Contracted general activity (UDA)	17,629
Carry forward general activity (UDA)	0
18/19 Contracted orthodontic activity (UOA)	0
Carry forward orthodontic activity (UOA)	0
Baseline contract value	£558,330.76

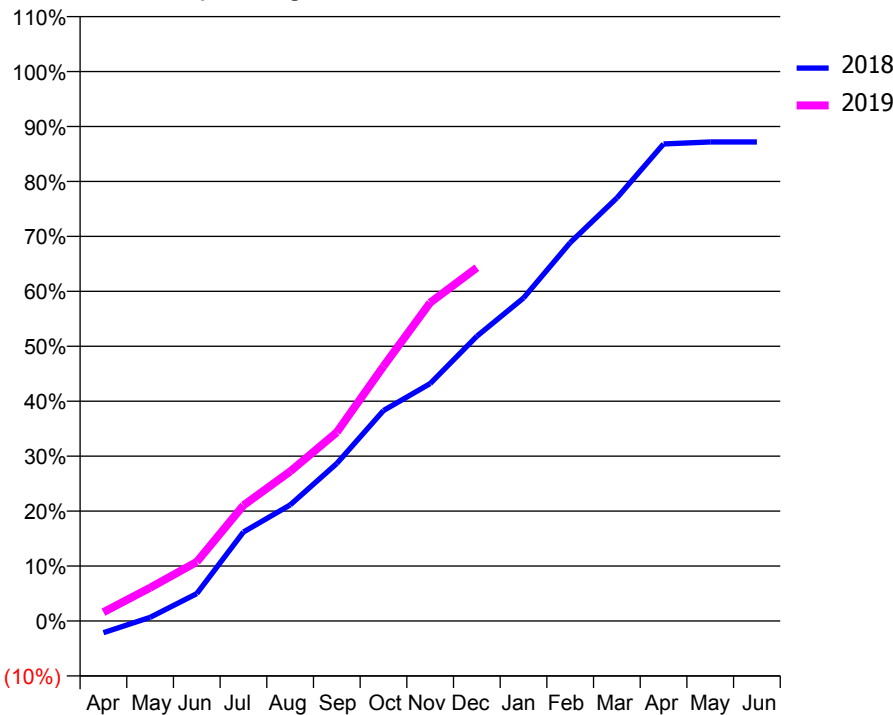
ACCESS*

Patients seen in 24 months	Total	Change since previous quarter
Quarter ending December 2017	5,869	
Quarter ending March 2018	5,939	→
Quarter ending June 2018	5,852	↓
Quarter ending September 2018	5,883	→
Quarter ending December 2018	5,867	→
Variance since December 2017	(0.0%)	→



ACTIVITY

Cumulative percentage of contracted UDA delivered 2018 & 2019



Month	Adjusted Scheduled Activity (UDA)	
	2018	2019
April	-378	284
May	119	1,068
June	878	1,898
July	2,855	3,709
August	3,722	4,800
September	5,056	6,057
October	6,751	8,172
November	7,618	10,215
December	9,134	11,334
January	10,363	
February	12,138	
March	13,573	
April	15,303	
May	15,368	
June	15,370	

QUALITY

	Quantity	Base Number	Contract	AT	Region	England
% of FP17s for the same patient ID Re-attending within 3 months - Children	93	1,371	6.8%	9.9%	12.3%	11.8%
% of FP17s for the same patient ID Re-attending within 3 months - Adults	825	4,846	17.0%	14.0%	15.8%	15.6%
% of FP17s for the same patient ID Re-attending between 3 & 9 months - Children	678	1,371	49.5%	57.3%	60.1%	58.8%
% of FP17s for the same patient ID Re-attending between 3 & 9 months - Adults	2,358	4,846	48.7%	52.7%	53.3%	51.0%
% of FP17s for Band 1 Urgent Courses	364	5,485	6.6%	8.1%	9.0%	9.0%
% of FP17s Relating to Free Repair or Replacements	81	5,485	1.5%	1.1%	1.0%	0.8%
% of FP17s Relating to Continuations	109	5,485	2.0%	1.2%	1.0%	0.9%
% of Patients satisfied with the dentistry they have received	1	1	N/A	94.7%	93.8%	93.2%
% of Patients satisfied with the time they had to wait for an appointment	1	1	N/A	91.5%	89.4%	88.3%

* This is based on patients treated on this contract for their most recent course of treatment. Figures in italics indicate the base number of FP17s or Patient Questionnaire responses are less than 100. N/A is shown where the base number of responses is less than 10 during the period. % is calculated as Quantity/Base number*100

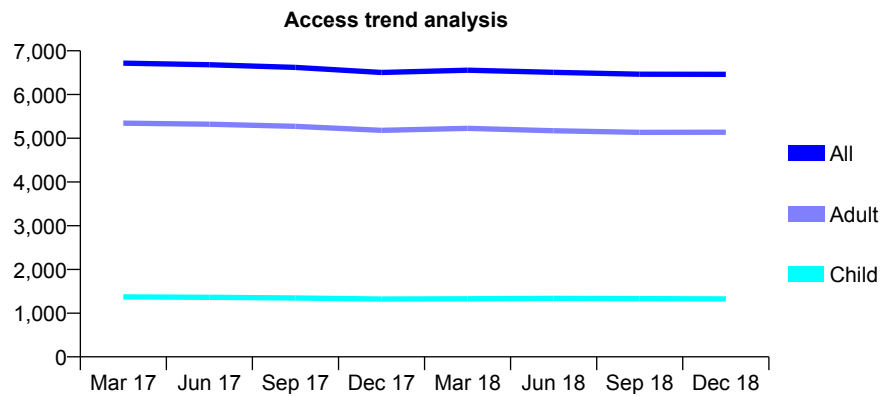
Q49 - Vital Signs At a Glance Contract Report for 653314/0001 - December 2018

Name or company name	MR JN BUTTERWORTH
Contract type name	GDS Contract
Purpose of contract	General and Orthodontic
Contract start date	01/04/2006
Contract end date	

18/19 Contracted general activity (UDA)	19,662
Carry forward general activity (UDA)	0
18/19 Contracted orthodontic activity (UOA)	374
Carry forward orthodontic activity (UOA)	0
Baseline contract value	£480,383.90

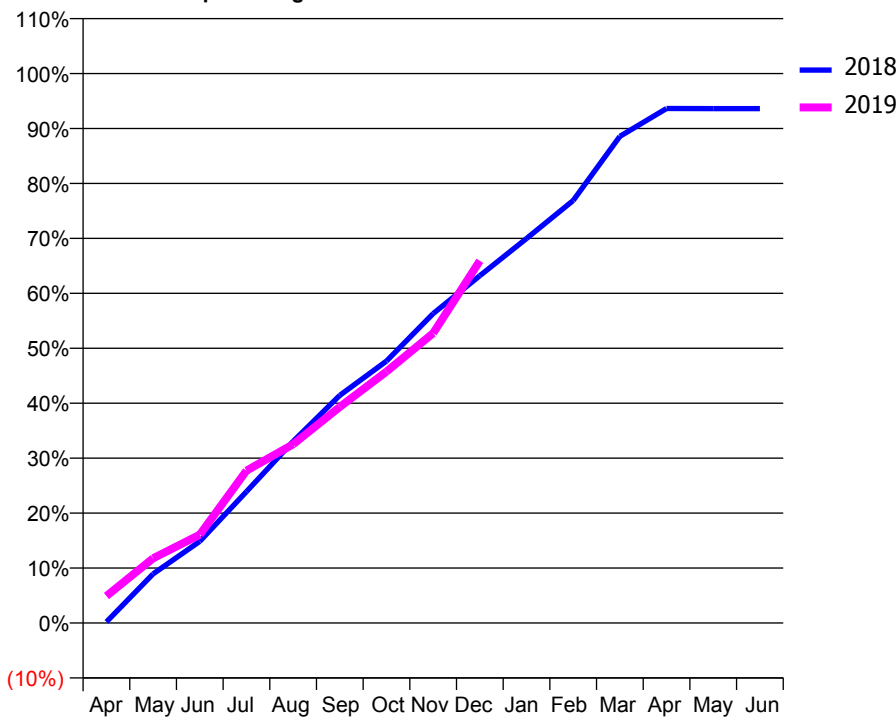
ACCESS*

Patients seen in 24 months	Total	Change since previous quarter
Quarter ending December 2017	6,503	
Quarter ending March 2018	6,555	→
Quarter ending June 2018	6,508	→
Quarter ending September 2018	6,466	→
Quarter ending December 2018	6,463	→
Variance since December 2017	(0.6%)	→



ACTIVITY

Cumulative percentage of contracted UDA delivered 2018 & 2019



Month	Adjusted Scheduled Activity (UDA)	
	2018	2019
April	38	968
May	1,757	2,316
June	2,922	3,161
July	4,700	5,450
August	6,503	6,394
September	8,147	7,733
October	9,372	8,998
November	11,071	10,371
December	12,428	12,961
January	13,758	
February	15,120	
March	17,412	
April	18,408	
May	18,407	
June	18,407	

QUALITY

	Quantity	Base Number	Contract	AT	Region	England
% of FP17s for the same patient ID Re-attending within 3 months - Children	158	1,495	10.6%	9.9%	12.3%	11.8%
% of FP17s for the same patient ID Re-attending within 3 months - Adults	1,437	6,198	23.2%	14.0%	15.8%	15.6%
% of FP17s for the same patient ID Re-attending between 3 & 9 months - Children	911	1,495	60.9%	57.3%	60.1%	58.8%
% of FP17s for the same patient ID Re-attending between 3 & 9 months - Adults	3,544	6,198	57.2%	52.7%	53.3%	51.0%
% of FP17s for Band 1 Urgent Courses	893	6,650	13.4%	8.1%	9.0%	9.0%
% of FP17s Relating to Free Repair or Replacements	98	6,650	1.5%	1.1%	1.0%	0.8%
% of FP17s Relating to Continuations	171	6,650	2.6%	1.2%	1.0%	0.9%
% of Patients satisfied with the dentistry they have received	0	0	N/A	94.7%	93.8%	93.2%
% of Patients satisfied with the time they had to wait for an appointment	0	0	N/A	91.5%	89.4%	88.3%

* This is based on patients treated on this contract for their most recent course of treatment. Figures in italics indicate the base number of FP17s or Patient Questionnaire responses are less than 100. N/A is shown where the base number of responses is less than 10 during the period. % is calculated as Quantity/Base number*100

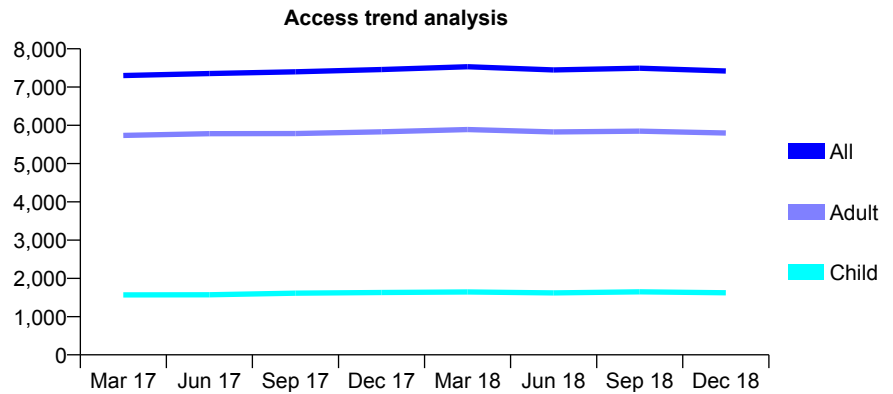
Q49 - Vital Signs At a Glance Contract Report for 654205/0001 - December 2018

Name or company name	MRS KK AMLANI
Contract type name	Pilot Contract
Purpose of contract	General and Orthodontic
Contract start date	01/04/2006
Contract end date	

18/19 Contracted general activity (UDA)	27,729
Carry forward general activity (UDA)	0
18/19 Contracted orthodontic activity (UOA)	5
Carry forward orthodontic activity (UOA)	0
Baseline contract value	£640,091.38

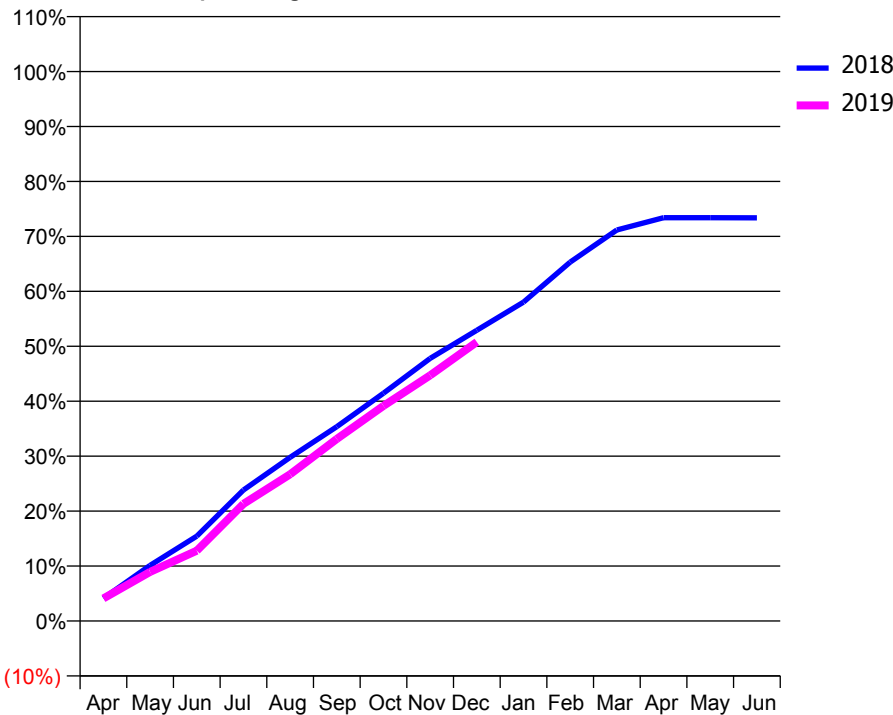
ACCESS*

Patients seen in 24 months	Total	Change since previous quarter
Quarter ending December 2017	7,457	
Quarter ending March 2018	7,532	→
Quarter ending June 2018	7,446	↓
Quarter ending September 2018	7,492	→
Quarter ending December 2018	7,420	→
Variance since December 2017	(0.5%)	→



ACTIVITY

Cumulative percentage of contracted UDA delivered 2018 & 2019



Month	Adjusted Scheduled Activity (UDA)	
	2018	2019
April	1,145	1,143
May	2,806	2,477
June	4,280	3,550
July	6,611	5,910
August	8,259	7,405
September	9,809	9,187
October	11,494	10,855
November	13,253	12,399
December	14,675	14,080
January	16,094	
February	18,111	
March	19,733	
April	20,353	
May	20,350	
June	20,346	

QUALITY

	Quantity	Base Number	Contract	AT	Region	England
% of FP17s for the same patient ID Re-attending within 3 months - Children	75	1,599	4.7%	9.9%	12.3%	11.8%
% of FP17s for the same patient ID Re-attending within 3 months - Adults	851	5,562	15.3%	14.0%	15.8%	15.6%
% of FP17s for the same patient ID Re-attending between 3 & 9 months - Children	971	1,599	60.7%	57.3%	60.1%	58.8%
% of FP17s for the same patient ID Re-attending between 3 & 9 months - Adults	2,861	5,562	51.4%	52.7%	53.3%	51.0%
% of FP17s for Band 1 Urgent Courses	121	6,480	1.9%	8.1%	9.0%	9.0%
% of FP17s Relating to Free Repair or Replacements	155	6,480	2.4%	1.1%	1.0%	0.8%
% of FP17s Relating to Continuations	36	6,480	0.6%	1.2%	1.0%	0.9%
% of Patients satisfied with the dentistry they have received	4	4	N/A	94.7%	93.8%	93.2%
% of Patients satisfied with the time they had to wait for an appointment	4	4	N/A	91.5%	89.4%	88.3%

* This is based on patients treated on this contract for their most recent course of treatment. Figures in italics indicate the base number of FP17s or Patient Questionnaire responses are less than 100. N/A is shown where the base number of responses is less than 10 during the period. % is calculated as Quantity/Base number*100

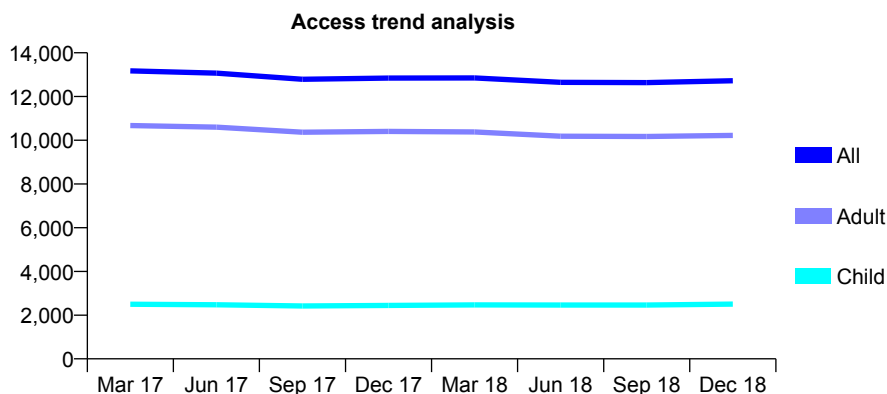
Q49 - Vital Signs At a Glance Contract Report for 654337/0001 - December 2018

Name or company name	MR F ANSARI-ARDABILI
Contract type name	GDS Contract
Purpose of contract	General
Contract start date	01/04/2006
Contract end date	

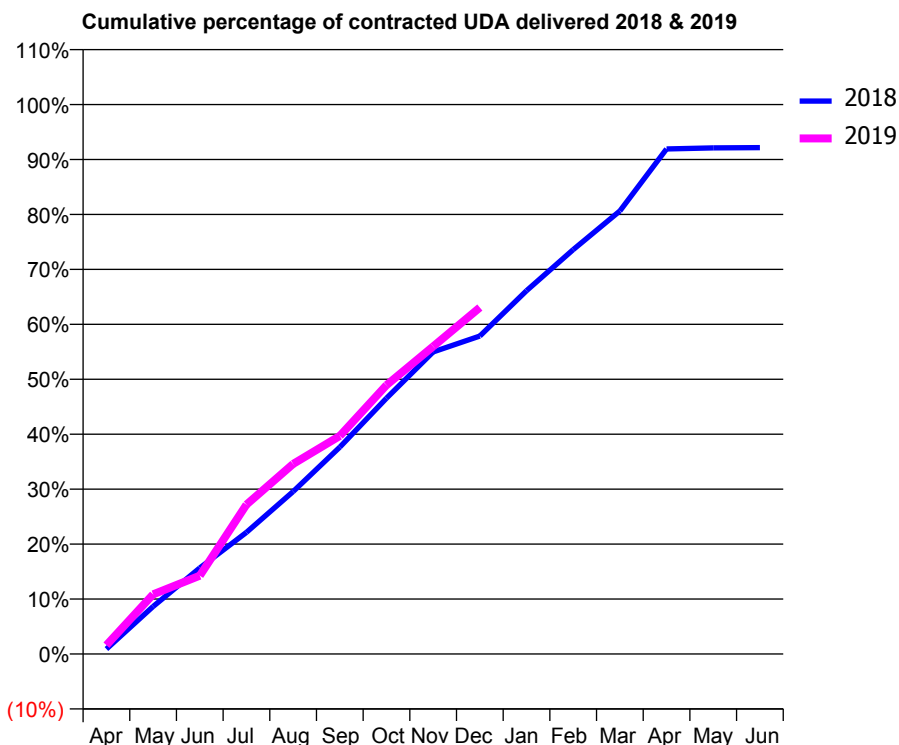
18/19 Contracted general activity (UDA)	44,500
Carry forward general activity (UDA)	0
18/19 Contracted orthodontic activity (UOA)	0
Carry forward orthodontic activity (UOA)	0
Baseline contract value	£1,173,522.23

ACCESS*

Patients seen in 24 months	Total	Change since previous quarter
Quarter ending December 2017	12,846	
Quarter ending March 2018	12,848	→
Quarter ending June 2018	12,649	↓
Quarter ending September 2018	12,635	→
Quarter ending December 2018	12,725	→
Variance since December 2017	(0.9%)	→



ACTIVITY



Month	Adjusted Scheduled Activity (UDA)	
	2018	2019
April	408	718
May	3,848	4,828
June	6,976	6,349
July	9,852	12,097
August	13,159	15,395
September	16,752	17,666
October	20,722	21,780
November	24,469	24,912
December	25,745	28,059
January	29,426	
February	32,744	
March	35,877	
April	40,895	
May	40,992	
June	41,009	

QUALITY

	Quantity	Base Number	Contract	AT	Region	England
% of FP17s for the same patient ID Re-attending within 3 months - Children	114	2,402	4.7%	9.9%	12.3%	11.8%
% of FP17s for the same patient ID Re-attending within 3 months - Adults	870	9,483	9.2%	14.0%	15.8%	15.6%
% of FP17s for the same patient ID Re-attending between 3 & 9 months - Children	1,113	2,402	46.3%	57.3%	60.1%	58.8%
% of FP17s for the same patient ID Re-attending between 3 & 9 months - Adults	4,599	9,483	48.5%	52.7%	53.3%	51.0%
% of FP17s for Band 1 Urgent Courses	628	10,245	6.1%	8.1%	9.0%	9.0%
% of FP17s Relating to Free Repair or Replacements	233	10,245	2.3%	1.1%	1.0%	0.8%
% of FP17s Relating to Continuations	122	10,245	1.2%	1.2%	1.0%	0.9%
% of Patients satisfied with the dentistry they have received	5	6	N/A	94.7%	93.8%	93.2%
% of Patients satisfied with the time they had to wait for an appointment	6	6	N/A	91.5%	89.4%	88.3%

* This is based on patients treated on this contract for their most recent course of treatment. Figures in italics indicate the base number of FP17s or Patient Questionnaire responses are less than 100. N/A is shown where the base number of responses is less than 10 during the period. % is calculated as Quantity/Base number*100

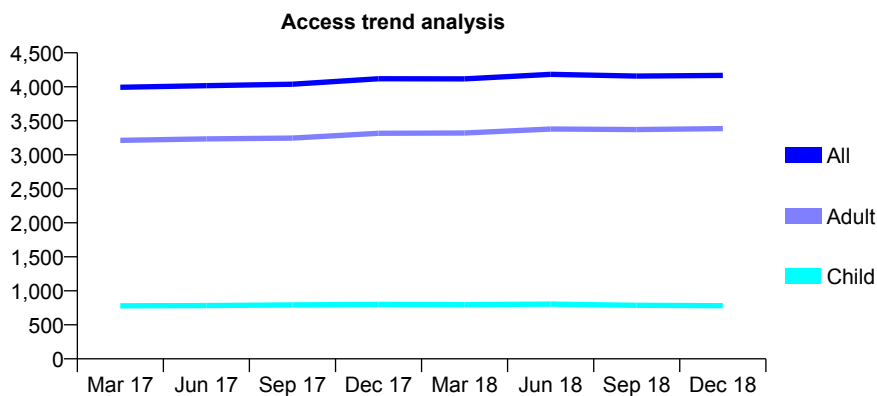
Q49 - Vital Signs At a Glance Contract Report for 658170/0001 - December 2018

Name or company name	MR ME BENN
Contract type name	GDS Contract
Purpose of contract	General
Contract start date	01/04/2006
Contract end date	

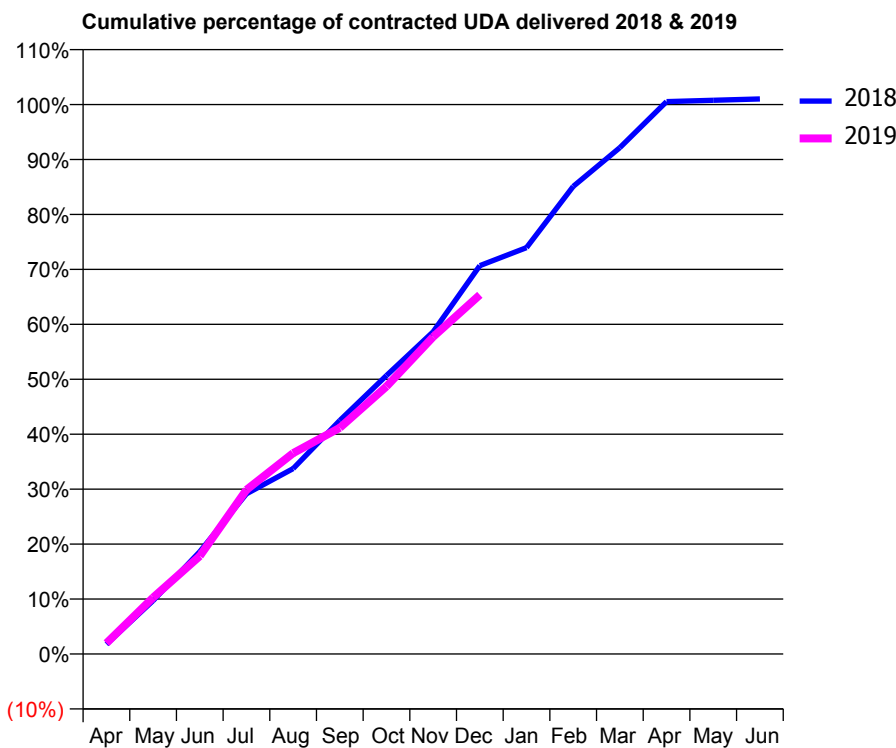
18/19 Contracted general activity (UDA)	11,451
Carry forward general activity (UDA)	-116
18/19 Contracted orthodontic activity (UOA)	0
Carry forward orthodontic activity (UOA)	0
Baseline contract value	£341,857.41

ACCESS*

Patients seen in 24 months	Total	Change since previous quarter
Quarter ending December 2017	4,118	
Quarter ending March 2018	4,117	→
Quarter ending June 2018	4,184	→
Quarter ending September 2018	4,158	→
Quarter ending December 2018	4,167	→
Variance since December 2017	1.2%	→



ACTIVITY



Month	Adjusted Scheduled Activity (UDA)	
	2018	2019
April	203	228
May	1,113	1,177
June	2,134	2,041
July	3,340	3,422
August	3,863	4,186
September	4,866	4,716
October	5,804	5,575
November	6,715	6,611
December	8,094	7,485
January	8,468	
February	9,745	
March	10,553	
April	11,511	
May	11,538	
June	11,567	

QUALITY

	Quantity	Base Number	Contract	AT	Region	England
% of FP17s for the same patient ID Re-attending within 3 months - Children	22	670	3.3%	9.9%	12.3%	11.8%
% of FP17s for the same patient ID Re-attending within 3 months - Adults	297	3,293	9.0%	14.0%	15.8%	15.6%
% of FP17s for the same patient ID Re-attending between 3 & 9 months - Children	244	670	36.4%	57.3%	60.1%	58.8%
% of FP17s for the same patient ID Re-attending between 3 & 9 months - Adults	1,603	3,293	48.7%	52.7%	53.3%	51.0%
% of FP17s for Band 1 Urgent Courses	217	3,479	6.2%	8.1%	9.0%	9.0%
% of FP17s Relating to Free Repair or Replacements	54	3,479	1.6%	1.1%	1.0%	0.8%
% of FP17s Relating to Continuations	27	3,479	0.8%	1.2%	1.0%	0.9%
% of Patients satisfied with the dentistry they have received	5	5	N/A	94.7%	93.8%	93.2%
% of Patients satisfied with the time they had to wait for an appointment	5	5	N/A	91.5%	89.4%	88.3%

* This is based on patients treated on this contract for their most recent course of treatment. Figures in italics indicate the base number of FP17s or Patient Questionnaire responses are less than 100. N/A is shown where the base number of responses is less than 10 during the period. % is calculated as Quantity/Base number*100

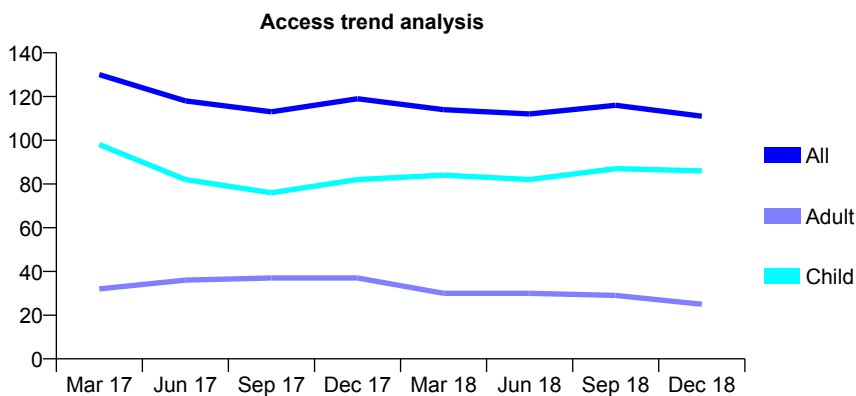
Q49 - Vital Signs At a Glance Contract Report for 660957/0002 - December 2018

Name or company name	MR CJ BARR
Contract type name	GDS Contract
Purpose of contract	General and Orthodontic
Contract start date	17/03/2012
Contract end date	

18/19 Contracted general activity (UDA)	200
Carry forward general activity (UDA)	0
18/19 Contracted orthodontic activity (UOA)	2,548
Carry forward orthodontic activity (UOA)	0
Baseline contract value	£176,560.44

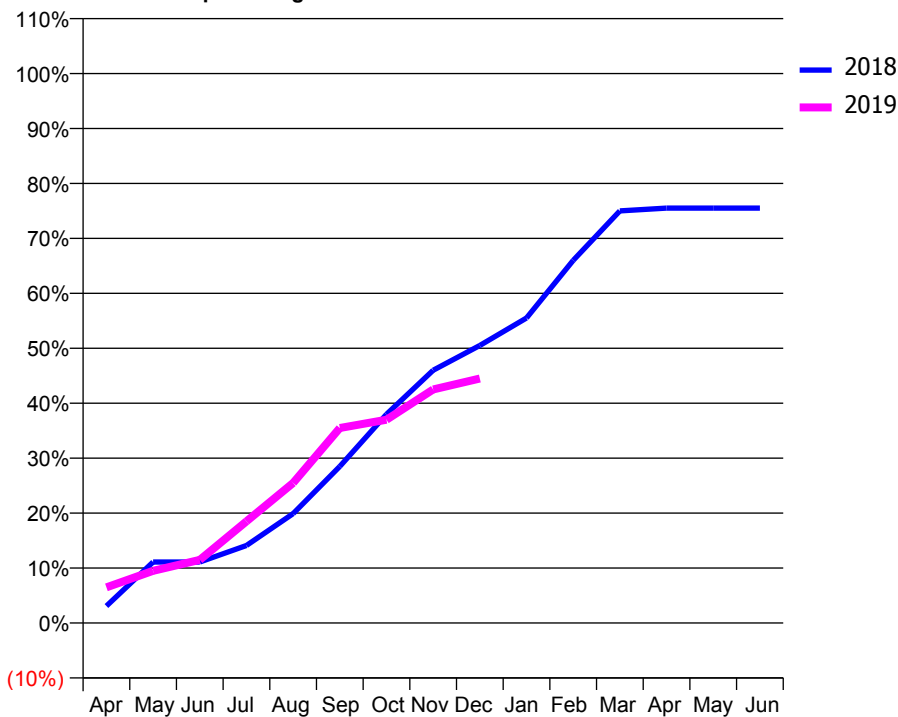
ACCESS*

Patients seen in 24 months	Total	Change since previous quarter
Quarter ending December 2017	119	
Quarter ending March 2018	114	↓
Quarter ending June 2018	112	↓
Quarter ending September 2018	116	↑
Quarter ending December 2018	111	↓
Variance since December 2017	(6.7%)	↓



ACTIVITY

Cumulative percentage of contracted UDA delivered 2018 & 2019



Adjusted Scheduled Activity (UDA)

Month	2018	2019
April	6	13
May	22	19
June	22	23
July	28	37
August	40	51
September	57	71
October	76	74
November	92	85
December	101	89
January	111	
February	132	
March	150	
April	151	
May	151	
June	151	

QUALITY

	Quantity	Base Number	Contract	AT	Region	England
% of FP17s for the same patient ID Re-attending within 3 months - Children	16	205	7.8%	9.9%	12.3%	11.8%
% of FP17s for the same patient ID Re-attending within 3 months - Adults	0	5	0.0%	14.0%	15.8%	15.6%
% of FP17s for the same patient ID Re-attending between 3 & 9 months - Children	47	205	22.9%	57.3%	60.1%	58.8%
% of FP17s for the same patient ID Re-attending between 3 & 9 months - Adults	1	5	20.0%	52.7%	53.3%	51.0%
% of FP17s for Band 1 Urgent Courses	0	71	0.0%	8.1%	9.0%	9.0%
% of FP17s Relating to Free Repair or Replacements	0	71	0.0%	1.1%	1.0%	0.8%
% of FP17s Relating to Continuations	0	71	0.0%	1.2%	1.0%	0.9%
% of Patients satisfied with the dentistry they have received	0	0	N/A	94.7%	93.8%	93.2%
% of Patients satisfied with the time they had to wait for an appointment	0	0	N/A	91.5%	89.4%	88.3%

* This is based on patients treated on this contract for their most recent course of treatment. Figures in italics indicate the base number of FP17s or Patient Questionnaire responses are less than 100. N/A is shown where the base number of responses is less than 10 during the period. % is calculated as Quantity/Base number*100

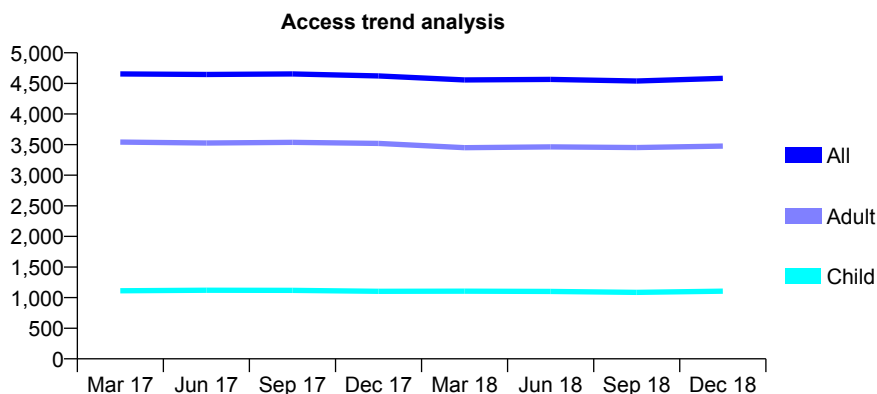
Q49 - Vital Signs At a Glance Contract Report for 661155/0001 - December 2018

Name or company name	MR G REID
Contract type name	GDS Contract
Purpose of contract	General
Contract start date	01/04/2006
Contract end date	

18/19 Contracted general activity (UDA)	13,848
Carry forward general activity (UDA)	220
18/19 Contracted orthodontic activity (UOA)	0
Carry forward orthodontic activity (UOA)	0
Baseline contract value	£416,891.07

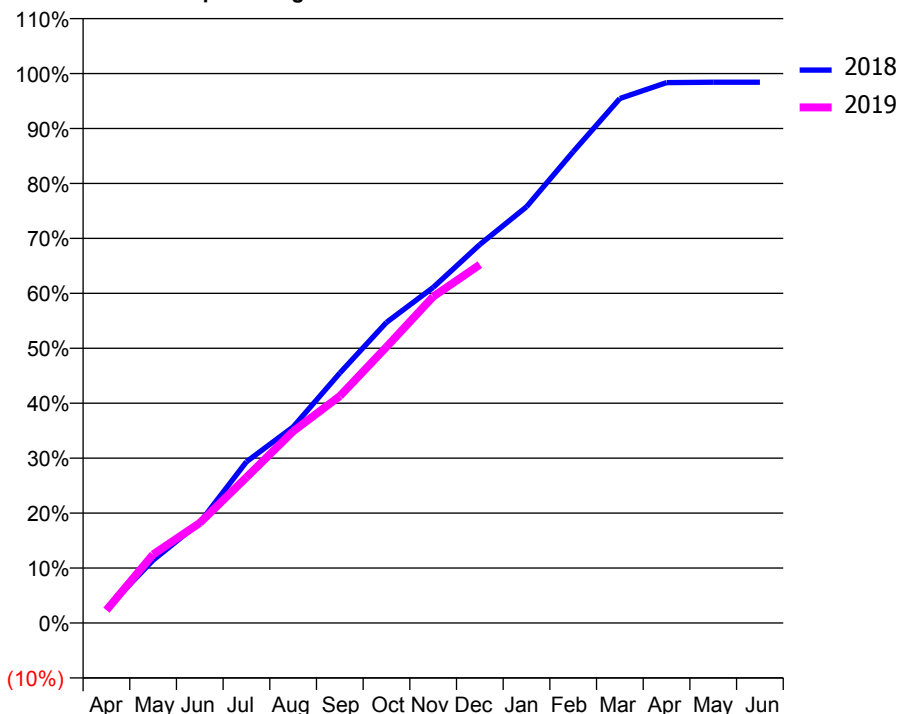
ACCESS*

Patients seen in 24 months	Total	Change since previous quarter
Quarter ending December 2017	4,623	
Quarter ending March 2018	4,556	↓
Quarter ending June 2018	4,565	→
Quarter ending September 2018	4,539	→
Quarter ending December 2018	4,582	→
Variance since December 2017	(0.9%)	→



ACTIVITY

Cumulative percentage of contracted UDA delivered 2018 & 2019



Month	Adjusted Scheduled Activity (UDA)	
	2018	2019
April	359	324
May	1,584	1,728
June	2,534	2,522
July	4,063	3,670
August	4,941	4,830
September	6,300	5,717
October	7,575	6,958
November	8,458	8,224
December	9,539	9,032
January	10,491	
February	11,877	
March	13,218	
April	13,619	
May	13,627	
June	13,628	

QUALITY

	Quantity	Base Number	Contract	AT	Region	England
% of FP17s for the same patient ID Re-attending within 3 months - Children	119	1,299	9.2%	9.9%	12.3%	11.8%
% of FP17s for the same patient ID Re-attending within 3 months - Adults	669	3,953	16.9%	14.0%	15.8%	15.6%
% of FP17s for the same patient ID Re-attending between 3 & 9 months - Children	827	1,299	63.7%	57.3%	60.1%	58.8%
% of FP17s for the same patient ID Re-attending between 3 & 9 months - Adults	2,388	3,953	60.4%	52.7%	53.3%	51.0%
% of FP17s for Band 1 Urgent Courses	247	5,025	4.9%	8.1%	9.0%	9.0%
% of FP17s Relating to Free Repair or Replacements	100	5,025	2.0%	1.1%	1.0%	0.8%
% of FP17s Relating to Continuations	107	5,025	2.1%	1.2%	1.0%	0.9%
% of Patients satisfied with the dentistry they have received	2	2	N/A	94.7%	93.8%	93.2%
% of Patients satisfied with the time they had to wait for an appointment	2	2	N/A	91.5%	89.4%	88.3%

* This is based on patients treated on this contract for their most recent course of treatment. Figures in italics indicate the base number of FP17s or Patient Questionnaire responses are less than 100. N/A is shown where the base number of responses is less than 10 during the period. % is calculated as Quantity/Base number*100

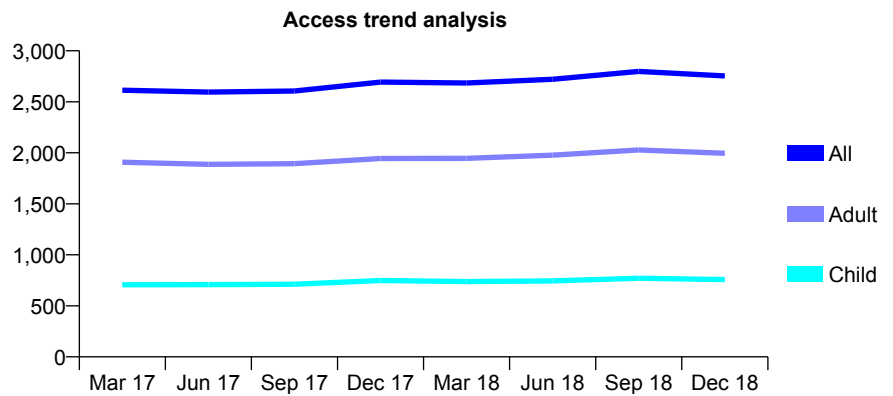
Q49 - Vital Signs At a Glance Contract Report for 674338/0001 - December 2018

Name or company name	MRS LJ HUNTER
Contract type name	GDS Contract
Purpose of contract	General
Contract start date	01/04/2006
Contract end date	

18/19 Contracted general activity (UDA)	8,826
Carry forward general activity (UDA)	-2
18/19 Contracted orthodontic activity (UOA)	0
Carry forward orthodontic activity (UOA)	0
Baseline contract value	£248,404.20

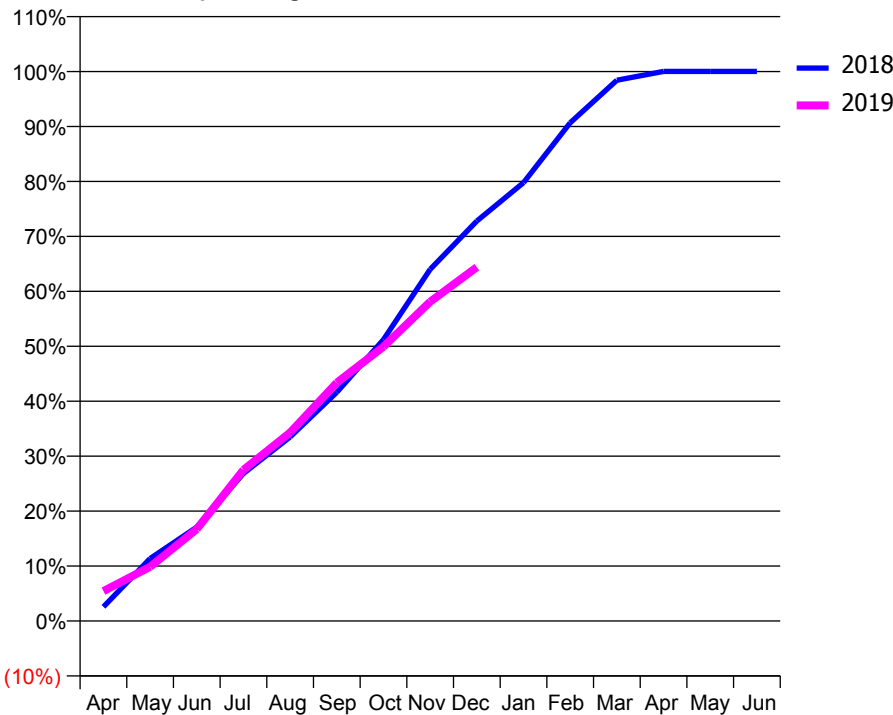
ACCESS*

Patients seen in 24 months	Total	Change since previous quarter
Quarter ending December 2017	2,693	
Quarter ending March 2018	2,684	→
Quarter ending June 2018	2,721	→
Quarter ending September 2018	2,798	↑
Quarter ending December 2018	2,753	↓
Variance since December 2017	2.2%	↑



ACTIVITY

Cumulative percentage of contracted UDA delivered 2018 & 2019



Month	Adjusted Scheduled Activity (UDA)	
	2018	2019
April	228	481
May	1,003	871
June	1,510	1,477
July	2,370	2,427
August	2,956	3,027
September	3,673	3,828
October	4,519	4,408
November	5,650	5,128
December	6,423	5,683
January	7,041	
February	8,003	
March	8,687	
April	8,827	
May	8,828	
June	8,828	

QUALITY

	Quantity	Base Number	Contract	AT	Region	England
% of FP17s for the same patient ID Re-attending within 3 months - Children	101	842	12.0%	9.9%	12.3%	11.8%
% of FP17s for the same patient ID Re-attending within 3 months - Adults	307	1,662	18.5%	14.0%	15.8%	15.6%
% of FP17s for the same patient ID Re-attending between 3 & 9 months - Children	476	842	56.5%	57.3%	60.1%	58.8%
% of FP17s for the same patient ID Re-attending between 3 & 9 months - Adults	793	1,662	47.7%	52.7%	53.3%	51.0%
% of FP17s for Band 1 Urgent Courses	142	2,454	5.8%	8.1%	9.0%	9.0%
% of FP17s Relating to Free Repair or Replacements	92	2,454	3.7%	1.1%	1.0%	0.8%
% of FP17s Relating to Continuations	39	2,454	1.6%	1.2%	1.0%	0.9%
% of Patients satisfied with the dentistry they have received	4	4	N/A	94.7%	93.8%	93.2%
% of Patients satisfied with the time they had to wait for an appointment	2	4	N/A	91.5%	89.4%	88.3%

* This is based on patients treated on this contract for their most recent course of treatment. Figures in italics indicate the base number of FP17s or Patient Questionnaire responses are less than 100. N/A is shown where the base number of responses is less than 10 during the period. % is calculated as Quantity/Base number*100

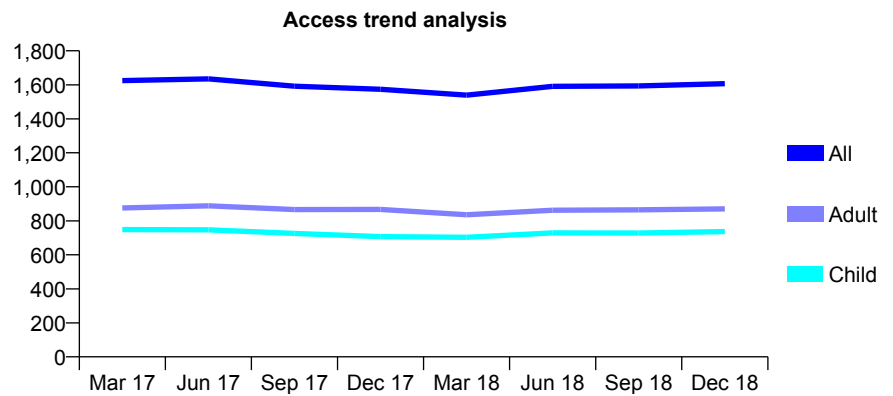
Q49 - Vital Signs At a Glance Contract Report for 676098/0001 - December 2018

Name or company name	MR BS LIVERSIDGE
Contract type name	GDS Contract
Purpose of contract	General and Orthodontic
Contract start date	01/04/2006
Contract end date	

18/19 Contracted general activity (UDA)	6,054
Carry forward general activity (UDA)	0
18/19 Contracted orthodontic activity (UOA)	0
Carry forward orthodontic activity (UOA)	0
Baseline contract value	£157,926.48

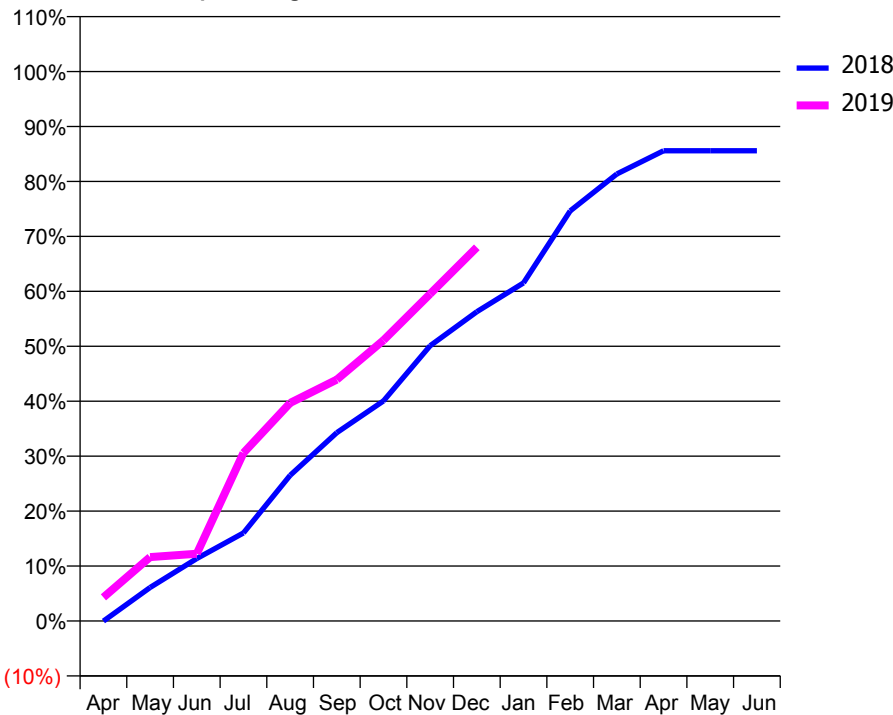
ACCESS*

Patients seen in 24 months	Total	Change since previous quarter
Quarter ending December 2017	1,574	
Quarter ending March 2018	1,539	↓
Quarter ending June 2018	1,591	↑
Quarter ending September 2018	1,593	→
Quarter ending December 2018	1,607	→
Variance since December 2017	2.1%	↑



ACTIVITY

Cumulative percentage of contracted UDA delivered 2018 & 2019



Month	Adjusted Scheduled Activity (UDA)	
	2018	2019
April	-2	260
May	369	705
June	688	741
July	971	1,852
August	1,606	2,403
September	2,076	2,660
October	2,424	3,094
November	3,032	3,604
December	3,407	4,117
January	3,725	
February	4,518	
March	4,926	
April	5,181	
May	5,181	
June	5,181	

QUALITY

	Quantity	Base Number	Contract	AT	Region	England
% of FP17s for the same patient ID Re-attending within 3 months - Children	33	700	4.7%	9.9%	12.3%	11.8%
% of FP17s for the same patient ID Re-attending within 3 months - Adults	123	749	16.4%	14.0%	15.8%	15.6%
% of FP17s for the same patient ID Re-attending between 3 & 9 months - Children	321	700	45.9%	57.3%	60.1%	58.8%
% of FP17s for the same patient ID Re-attending between 3 & 9 months - Adults	282	749	37.7%	52.7%	53.3%	51.0%
% of FP17s for Band 1 Urgent Courses	57	1,384	4.1%	8.1%	9.0%	9.0%
% of FP17s Relating to Free Repair or Replacements	0	1,384	0.0%	1.1%	1.0%	0.8%
% of FP17s Relating to Continuations	0	1,384	0.0%	1.2%	1.0%	0.9%
% of Patients satisfied with the dentistry they have received	0	0	N/A	94.7%	93.8%	93.2%
% of Patients satisfied with the time they had to wait for an appointment	0	0	N/A	91.5%	89.4%	88.3%

* This is based on patients treated on this contract for their most recent course of treatment. Figures in italics indicate the base number of FP17s or Patient Questionnaire responses are less than 100. N/A is shown where the base number of responses is less than 10 during the period. % is calculated as Quantity/Base number*100

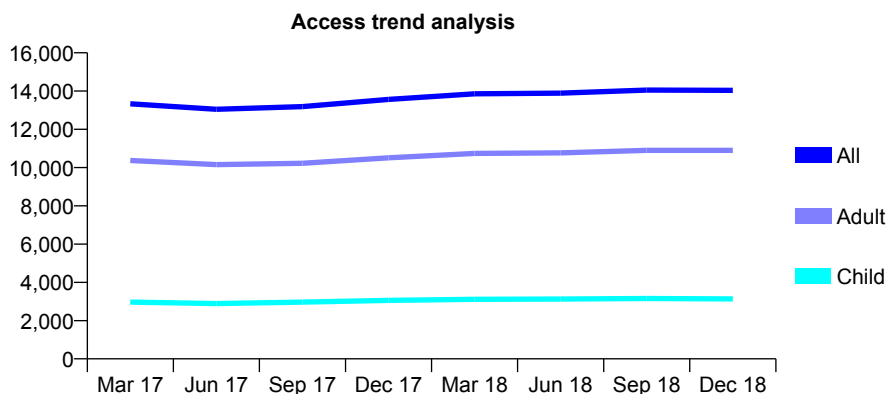
Q49 - Vital Signs At a Glance Contract Report for 678457/0001 - December 2018

Name or company name	MR LA NIGHTINGALE
Contract type name	GDS Contract
Purpose of contract	General
Contract start date	01/04/2006
Contract end date	

18/19 Contracted general activity (UDA)	47,798
Carry forward general activity (UDA)	0
18/19 Contracted orthodontic activity (UOA)	0
Carry forward orthodontic activity (UOA)	0
Baseline contract value	£1,145,514.45

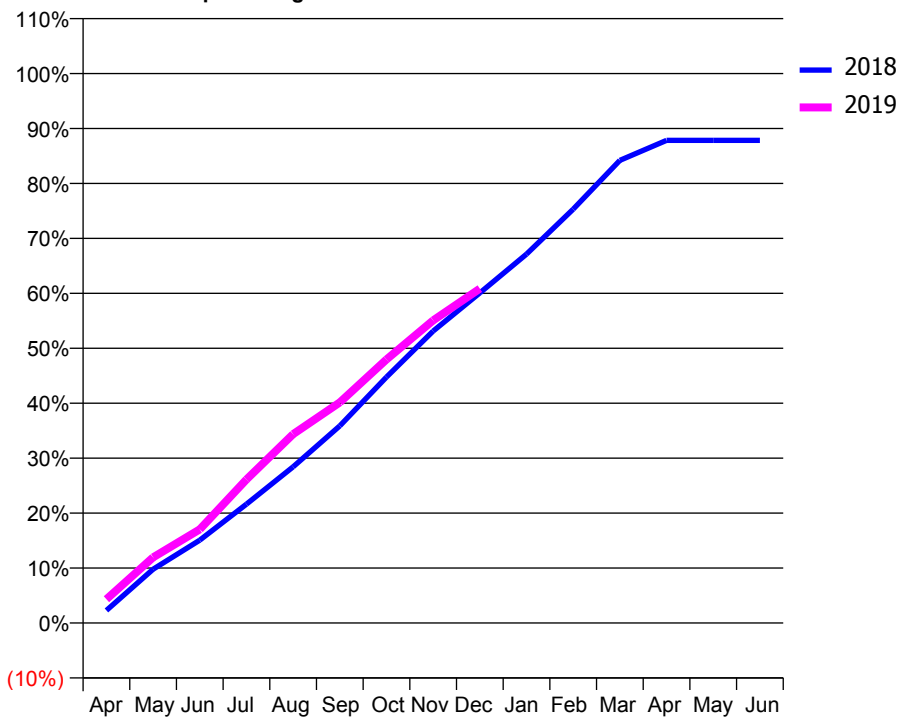
ACCESS*

Patients seen in 24 months	Total	Change since previous quarter
Quarter ending December 2017	13,562	
Quarter ending March 2018	13,853	↑
Quarter ending June 2018	13,893	→
Quarter ending September 2018	14,050	→
Quarter ending December 2018	14,035	→
Variance since December 2017	3.5%	↑



ACTIVITY

Cumulative percentage of contracted UDA delivered 2018 & 2019



Month	Adjusted Scheduled Activity (UDA)	
	2018	2019
April	1,090	2,069
May	4,686	5,716
June	7,206	8,150
July	10,340	12,488
August	13,583	16,435
September	17,155	19,188
October	21,391	22,922
November	25,391	26,330
December	28,712	29,086
January	32,086	
February	35,997	
March	40,246	
April	41,984	
May	41,987	
June	41,988	

QUALITY

	Quantity	Base Number	Contract	AT	Region	England
% of FP17s for the same patient ID Re-attending within 3 months - Children	179	3,385	5.3%	9.9%	12.3%	11.8%
% of FP17s for the same patient ID Re-attending within 3 months - Adults	1,608	11,680	13.8%	14.0%	15.8%	15.6%
% of FP17s for the same patient ID Re-attending between 3 & 9 months - Children	2,047	3,385	60.5%	57.3%	60.1%	58.8%
% of FP17s for the same patient ID Re-attending between 3 & 9 months - Adults	6,865	11,680	58.8%	52.7%	53.3%	51.0%
% of FP17s for Band 1 Urgent Courses	1,035	14,176	7.3%	8.1%	9.0%	9.0%
% of FP17s Relating to Free Repair or Replacements	147	14,176	1.0%	1.1%	1.0%	0.8%
% of FP17s Relating to Continuations	250	14,176	1.8%	1.2%	1.0%	0.9%
% of Patients satisfied with the dentistry they have received	6	6	N/A	94.7%	93.8%	93.2%
% of Patients satisfied with the time they had to wait for an appointment	6	6	N/A	91.5%	89.4%	88.3%

* This is based on patients treated on this contract for their most recent course of treatment. Figures in italics indicate the base number of FP17s or Patient Questionnaire responses are less than 100. N/A is shown where the base number of responses is less than 10 during the period. % is calculated as Quantity/Base number*100

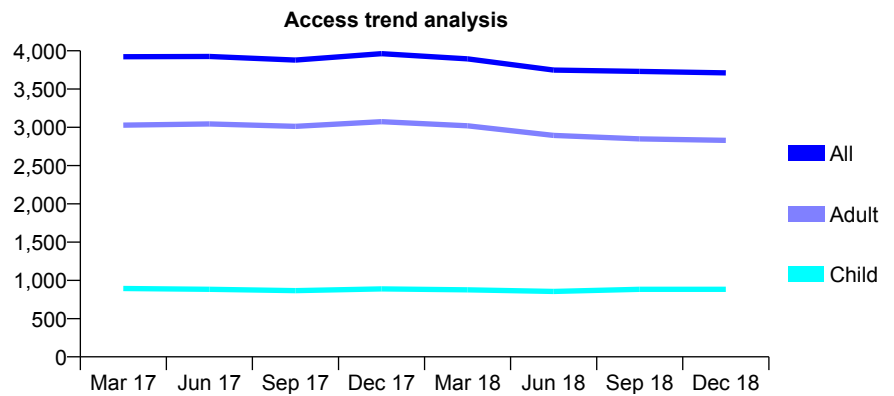
Q49 - Vital Signs At a Glance Contract Report for 688703/0001 - December 2018

Name or company name	MR KA NIGHTINGALE
Contract type name	GDS Contract
Purpose of contract	General
Contract start date	01/04/2006
Contract end date	

18/19 Contracted general activity (UDA)	13,450
Carry forward general activity (UDA)	-200
18/19 Contracted orthodontic activity (UOA)	0
Carry forward orthodontic activity (UOA)	0
Baseline contract value	£320,092.34

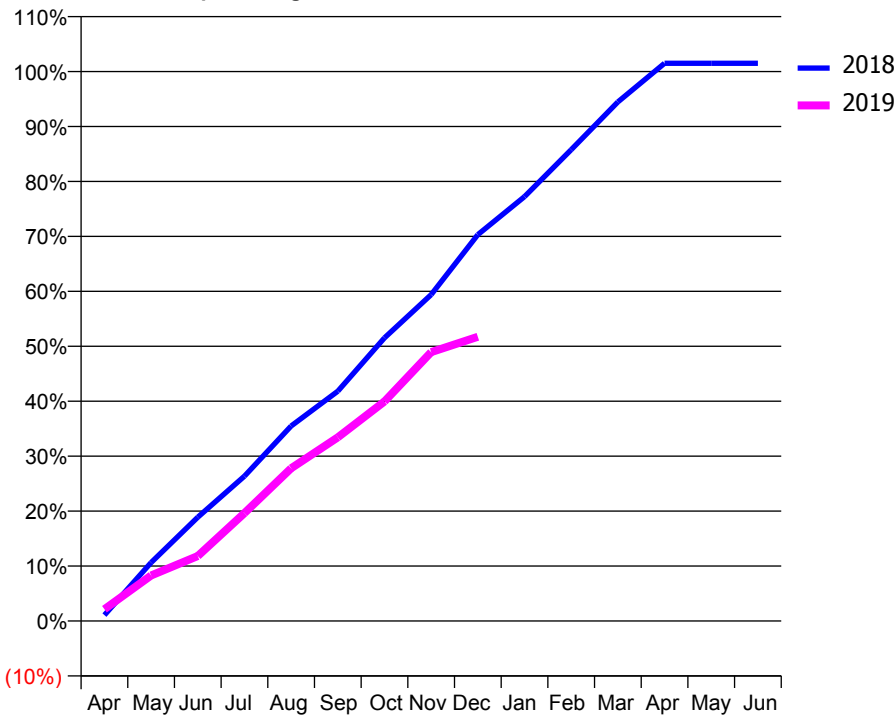
ACCESS*

Patients seen in 24 months	Total	Change since previous quarter
Quarter ending December 2017	3,962	
Quarter ending March 2018	3,895	↓
Quarter ending June 2018	3,749	↓
Quarter ending September 2018	3,731	→
Quarter ending December 2018	3,712	→
Variance since December 2017	(6.3%)	↓



ACTIVITY

Cumulative percentage of contracted UDA delivered 2018 & 2019



Month	Adjusted Scheduled Activity (UDA)	
	2018	2019
April	145	288
May	1,430	1,116
June	2,542	1,592
July	3,545	2,643
August	4,773	3,738
September	5,625	4,495
October	6,930	5,375
November	7,987	6,581
December	9,457	6,957
January	10,387	
February	11,538	
March	12,705	
April	13,650	
May	13,650	
June	13,650	

QUALITY

	Quantity	Base Number	Contract	AT	Region	England
% of FP17s for the same patient ID Re-attending within 3 months - Children	33	714	4.6%	9.9%	12.3%	11.8%
% of FP17s for the same patient ID Re-attending within 3 months - Adults	239	2,067	11.6%	14.0%	15.8%	15.6%
% of FP17s for the same patient ID Re-attending between 3 & 9 months - Children	302	714	42.3%	57.3%	60.1%	58.8%
% of FP17s for the same patient ID Re-attending between 3 & 9 months - Adults	829	2,067	40.1%	52.7%	53.3%	51.0%
% of FP17s for Band 1 Urgent Courses	234	2,508	9.3%	8.1%	9.0%	9.0%
% of FP17s Relating to Free Repair or Replacements	19	2,508	0.8%	1.1%	1.0%	0.8%
% of FP17s Relating to Continuations	49	2,508	2.0%	1.2%	1.0%	0.9%
% of Patients satisfied with the dentistry they have received	6	6	N/A	94.7%	93.8%	93.2%
% of Patients satisfied with the time they had to wait for an appointment	6	6	N/A	91.5%	89.4%	88.3%

* This is based on patients treated on this contract for their most recent course of treatment. Figures in italics indicate the base number of FP17s or Patient Questionnaire responses are less than 100. N/A is shown where the base number of responses is less than 10 during the period. % is calculated as Quantity/Base number*100

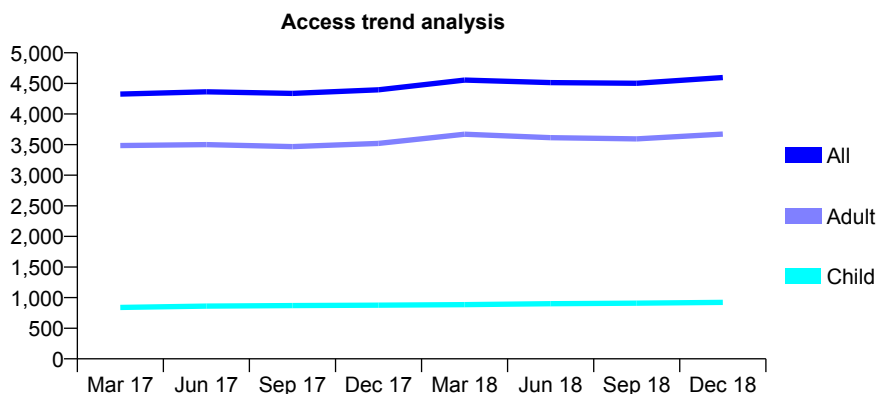
Q49 - Vital Signs At a Glance Contract Report for 688703/0005 - December 2018

Name or company name	MR KA NIGHTINGALE
Contract type name	GDS Contract
Purpose of contract	General
Contract start date	29/11/2010
Contract end date	

18/19 Contracted general activity (UDA)	15,000
Carry forward general activity (UDA)	-147
18/19 Contracted orthodontic activity (UOA)	0
Carry forward orthodontic activity (UOA)	0
Baseline contract value	£389,212.02

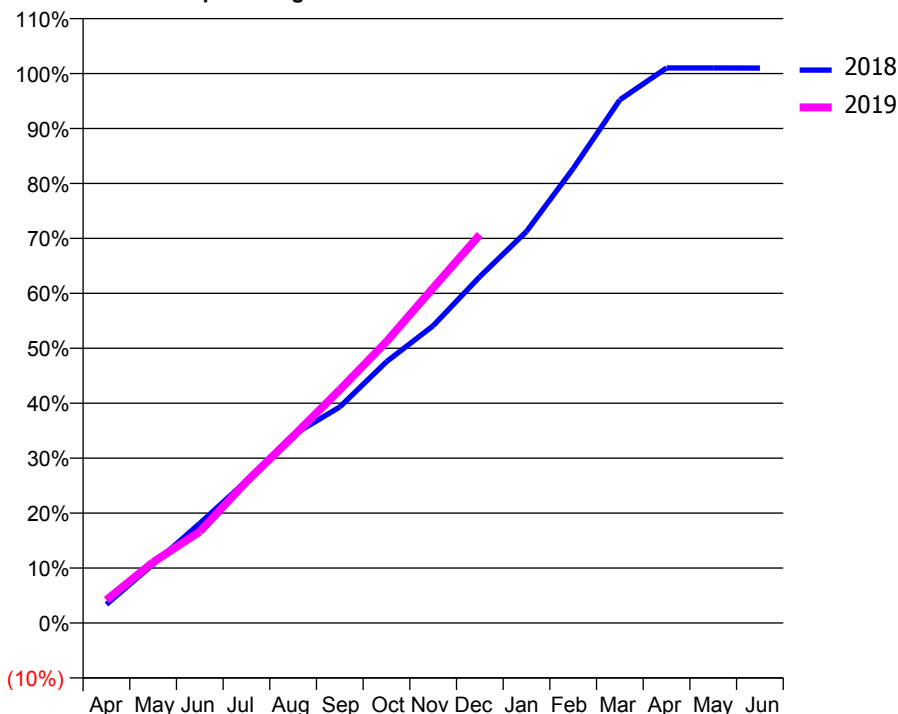
ACCESS*

Patients seen in 24 months	Total	Change since previous quarter
Quarter ending December 2017	4,396	
Quarter ending March 2018	4,555	↑
Quarter ending June 2018	4,514	→
Quarter ending September 2018	4,503	→
Quarter ending December 2018	4,596	↑
Variance since December 2017	4.5%	↑



ACTIVITY

Cumulative percentage of contracted UDA delivered 2018 & 2019



Month	Adjusted Scheduled Activity (UDA)	
	2018	2019
April	508	629
May	1,603	1,662
June	2,721	2,494
July	3,880	3,859
August	5,135	5,098
September	5,898	6,369
October	7,133	7,684
November	8,114	9,148
December	9,455	10,603
January	10,689	
February	12,407	
March	14,282	
April	15,152	
May	15,153	
June	15,147	

QUALITY

	Quantity	Base Number	Contract	AT	Region	England
% of FP17s for the same patient ID Re-attending within 3 months - Children	43	859	5.0%	9.9%	12.3%	11.8%
% of FP17s for the same patient ID Re-attending within 3 months - Adults	330	3,041	10.9%	14.0%	15.8%	15.6%
% of FP17s for the same patient ID Re-attending between 3 & 9 months - Children	390	859	45.4%	57.3%	60.1%	58.8%
% of FP17s for the same patient ID Re-attending between 3 & 9 months - Adults	1,277	3,041	42.0%	52.7%	53.3%	51.0%
% of FP17s for Band 1 Urgent Courses	393	3,672	10.7%	8.1%	9.0%	9.0%
% of FP17s Relating to Free Repair or Replacements	25	3,672	0.7%	1.1%	1.0%	0.8%
% of FP17s Relating to Continuations	55	3,672	1.5%	1.2%	1.0%	0.9%
% of Patients satisfied with the dentistry they have received	9	9	N/A	94.7%	93.8%	93.2%
% of Patients satisfied with the time they had to wait for an appointment	9	9	N/A	91.5%	89.4%	88.3%

* This is based on patients treated on this contract for their most recent course of treatment. Figures in italics indicate the base number of FP17s or Patient Questionnaire responses are less than 100. N/A is shown where the base number of responses is less than 10 during the period. % is calculated as Quantity/Base number*100

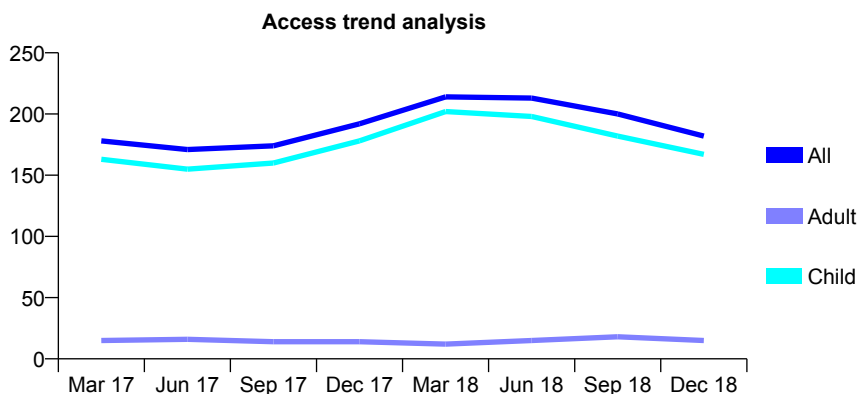
Q49 - Vital Signs At a Glance Contract Report for 701181/0001 - December 2018

Name or company name	MR KN MIRZA
Contract type name	GDS Contract
Purpose of contract	General
Contract start date	01/06/2015
Contract end date	

18/19 Contracted general activity (UDA)	400
Carry forward general activity (UDA)	4
18/19 Contracted orthodontic activity (UOA)	0
Carry forward orthodontic activity (UOA)	0
Baseline contract value	£9,724.28

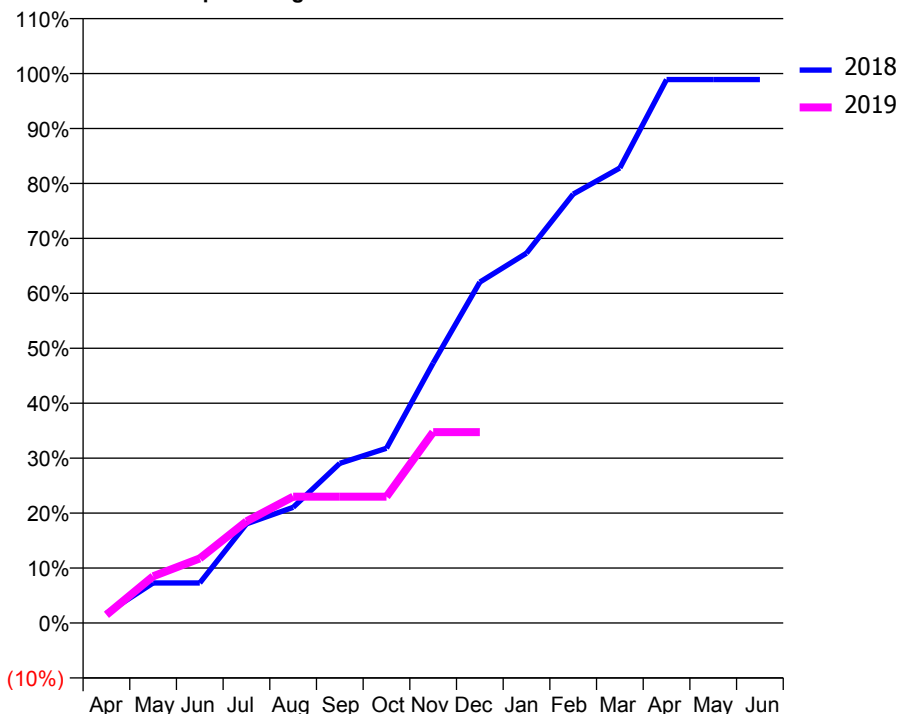
ACCESS*

Patients seen in 24 months	Total	Change since previous quarter
Quarter ending December 2017	192	
Quarter ending March 2018	214	↑
Quarter ending June 2018	213	→
Quarter ending September 2018	200	↓
Quarter ending December 2018	182	↓
Variance since December 2017	(5.2%)	↓



ACTIVITY

Cumulative percentage of contracted UDA delivered 2018 & 2019



Month	Adjusted Scheduled Activity (UDA)	
	2018	2019
April	7	6
May	29	34
June	29	47
July	72	74
August	84	92
September	116	92
October	127	92
November	189	139
December	248	139
January	269	
February	312	
March	331	
April	396	
May	396	
June	396	

QUALITY

	Quantity	Base Number	Contract	AT	Region	England
% of FP17s for the same patient ID Re-attending within 3 months - Children	5	140	3.6%	9.9%	12.3%	11.8%
% of FP17s for the same patient ID Re-attending within 3 months - Adults	0	1	0.0%	14.0%	15.8%	15.6%
% of FP17s for the same patient ID Re-attending between 3 & 9 months - Children	84	140	60.0%	57.3%	60.1%	58.8%
% of FP17s for the same patient ID Re-attending between 3 & 9 months - Adults	0	1	0.0%	52.7%	53.3%	51.0%
% of FP17s for Band 1 Urgent Courses	0	105	0.0%	8.1%	9.0%	9.0%
% of FP17s Relating to Free Repair or Replacements	0	105	0.0%	1.1%	1.0%	0.8%
% of FP17s Relating to Continuations	0	105	0.0%	1.2%	1.0%	0.9%
% of Patients satisfied with the dentistry they have received	1	1	N/A	94.7%	93.8%	93.2%
% of Patients satisfied with the time they had to wait for an appointment	1	1	N/A	91.5%	89.4%	88.3%

* This is based on patients treated on this contract for their most recent course of treatment. Figures in italics indicate the base number of FP17s or Patient Questionnaire responses are less than 100. N/A is shown where the base number of responses is less than 10 during the period. % is calculated as Quantity/Base number*100

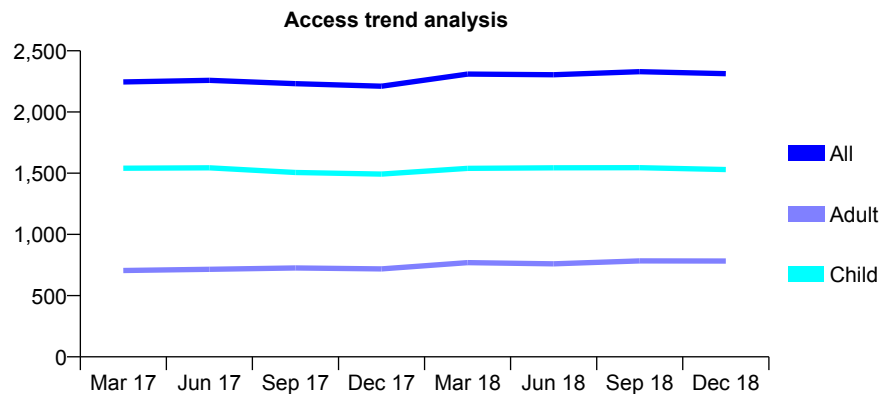
Q49 - Vital Signs At a Glance Contract Report for 729086/0001 - December 2018

Name or company name	Fir Tree Dental Practice
Contract type name	GDS Contract
Purpose of contract	General and Orthodontic
Contract start date	01/04/2006
Contract end date	

18/19 Contracted general activity (UDA)	6,118
Carry forward general activity (UDA)	0
18/19 Contracted orthodontic activity (UOA)	0
Carry forward orthodontic activity (UOA)	0
Baseline contract value	£150,515.77

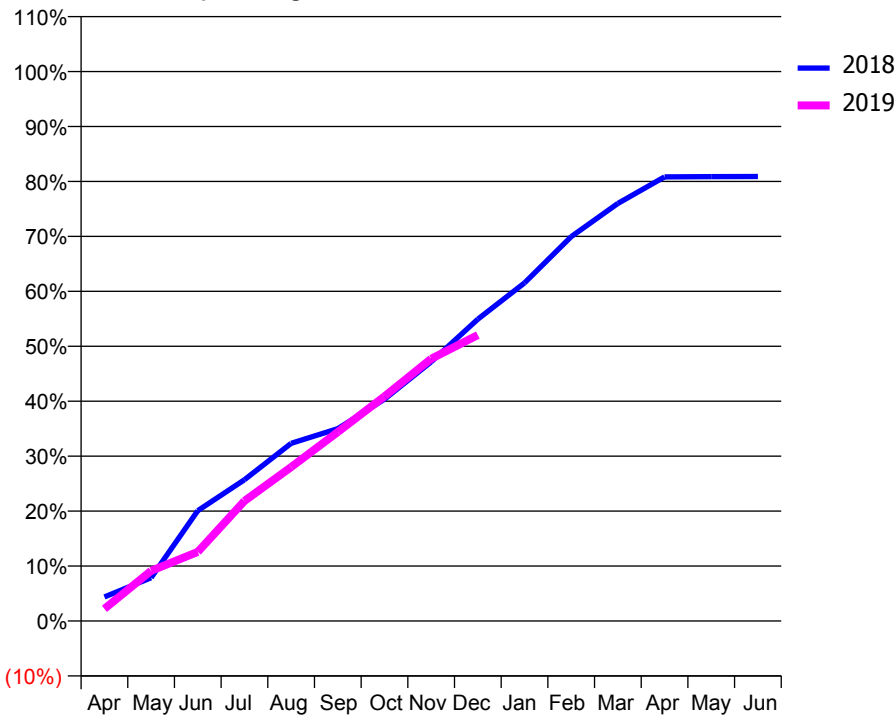
ACCESS*

Patients seen in 24 months	Total	Change since previous quarter
Quarter ending December 2017	2,211	
Quarter ending March 2018	2,310	↑
Quarter ending June 2018	2,304	→
Quarter ending September 2018	2,329	→
Quarter ending December 2018	2,313	→
Variance since December 2017	4.6%	↑



ACTIVITY

Cumulative percentage of contracted UDA delivered 2018 & 2019



Month	Adjusted Scheduled Activity (UDA)	
	2018	2019
April	269	136
May	482	559
June	1,228	769
July	1,572	1,336
August	1,979	1,714
September	2,141	2,105
October	2,469	2,501
November	2,885	2,920
December	3,360	3,184
January	3,764	
February	4,279	
March	4,649	
April	4,945	
May	4,948	
June	4,949	

QUALITY

	Quantity	Base Number	Contract	AT	Region	England
% of FP17s for the same patient ID Re-attending within 3 months - Children	160	1,817	8.8%	9.9%	12.3%	11.8%
% of FP17s for the same patient ID Re-attending within 3 months - Adults	89	610	14.6%	14.0%	15.8%	15.6%
% of FP17s for the same patient ID Re-attending between 3 & 9 months - Children	1,225	1,817	67.4%	57.3%	60.1%	58.8%
% of FP17s for the same patient ID Re-attending between 3 & 9 months - Adults	327	610	53.6%	52.7%	53.3%	51.0%
% of FP17s for Band 1 Urgent Courses	129	2,144	6.0%	8.1%	9.0%	9.0%
% of FP17s Relating to Free Repair or Replacements	1	2,144	0.0%	1.1%	1.0%	0.8%
% of FP17s Relating to Continuations	2	2,144	0.1%	1.2%	1.0%	0.9%
% of Patients satisfied with the dentistry they have received	0	0	N/A	94.7%	93.8%	93.2%
% of Patients satisfied with the time they had to wait for an appointment	0	0	N/A	91.5%	89.4%	88.3%

* This is based on patients treated on this contract for their most recent course of treatment. Figures in italics indicate the base number of FP17s or Patient Questionnaire responses are less than 100. N/A is shown where the base number of responses is less than 10 during the period. % is calculated as Quantity/Base number*100

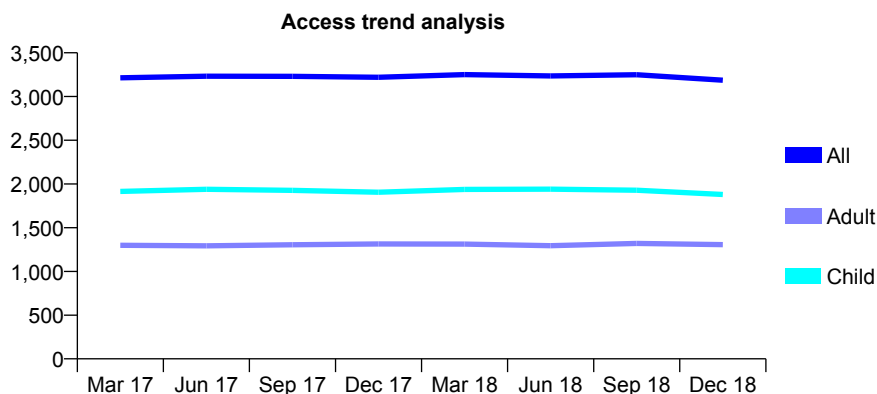
Q49 - Vital Signs At a Glance Contract Report for 729566/0001 - December 2018

Name or company name	Mr A J Dixon
Contract type name	GDS Contract
Purpose of contract	General and Orthodontic
Contract start date	01/04/2006
Contract end date	

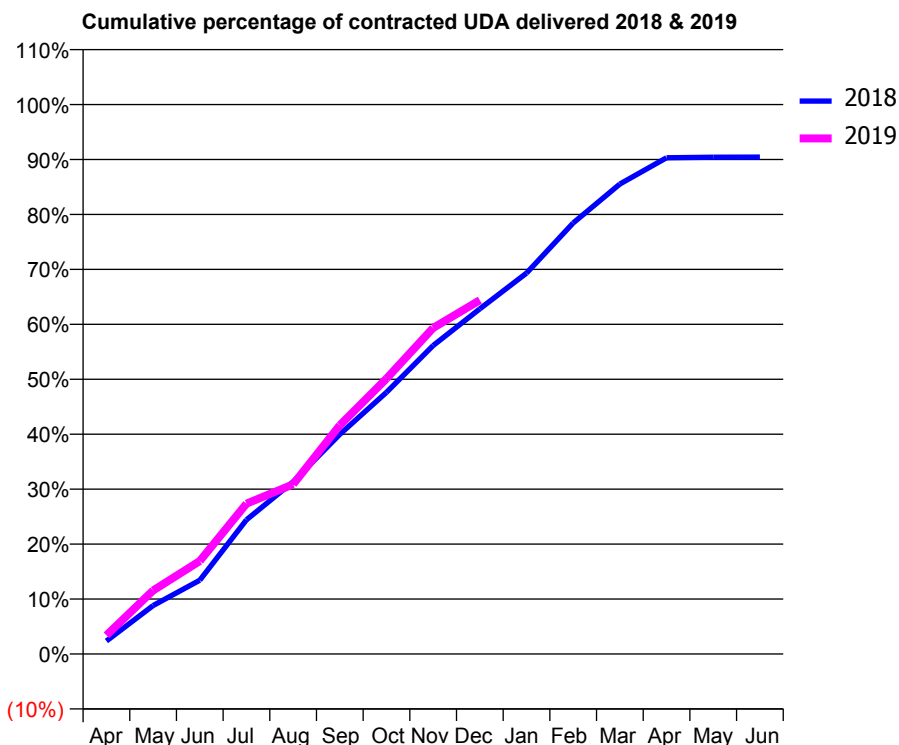
18/19 Contracted general activity (UDA)	8,408
Carry forward general activity (UDA)	0
18/19 Contracted orthodontic activity (UOA)	539
Carry forward orthodontic activity (UOA)	0
Baseline contract value	£246,699.59

ACCESS*

Patients seen in 24 months	Total	Change since previous quarter
Quarter ending December 2017	3,220	
Quarter ending March 2018	3,251	→
Quarter ending June 2018	3,235	→
Quarter ending September 2018	3,249	→
Quarter ending December 2018	3,186	↓
Variance since December 2017	(1.1%)	↓



ACTIVITY



Month	Adjusted Scheduled Activity (UDA)	
	2018	2019
April	205	286
May	768	973
June	1,170	1,423
July	2,126	2,300
August	2,730	2,596
September	3,481	3,500
October	4,148	4,214
November	4,888	4,990
December	5,470	5,415
January	6,035	
February	6,831	
March	7,449	
April	7,864	
May	7,873	
June	7,874	

QUALITY

	Quantity	Base Number	Contract	AT	Region	England
% of FP17s for the same patient ID Re-attending within 3 months - Children	146	2,089	7.0%	9.9%	12.3%	11.8%
% of FP17s for the same patient ID Re-attending within 3 months - Adults	166	1,173	14.2%	14.0%	15.8%	15.6%
% of FP17s for the same patient ID Re-attending between 3 & 9 months - Children	1,342	2,089	64.2%	57.3%	60.1%	58.8%
% of FP17s for the same patient ID Re-attending between 3 & 9 months - Adults	638	1,173	54.4%	52.7%	53.3%	51.0%
% of FP17s for Band 1 Urgent Courses	152	2,980	5.1%	8.1%	9.0%	9.0%
% of FP17s Relating to Free Repair or Replacements	2	2,980	0.1%	1.1%	1.0%	0.8%
% of FP17s Relating to Continuations	1	2,980	0.0%	1.2%	1.0%	0.9%
% of Patients satisfied with the dentistry they have received	0	0	N/A	94.7%	93.8%	93.2%
% of Patients satisfied with the time they had to wait for an appointment	0	0	N/A	91.5%	89.4%	88.3%

* This is based on patients treated on this contract for their most recent course of treatment. Figures in italics indicate the base number of FP17s or Patient Questionnaire responses are less than 100. N/A is shown where the base number of responses is less than 10 during the period. % is calculated as Quantity/Base number*100

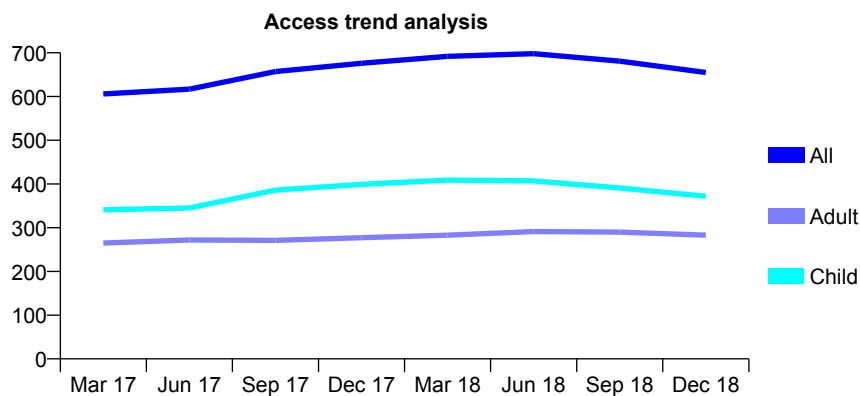
Q49 - Vital Signs At a Glance Contract Report for 730661/0001 - December 2018

Name or company name	MR PH COULTHARD
Contract type name	GDS Contract
Purpose of contract	General
Contract start date	01/04/2006
Contract end date	

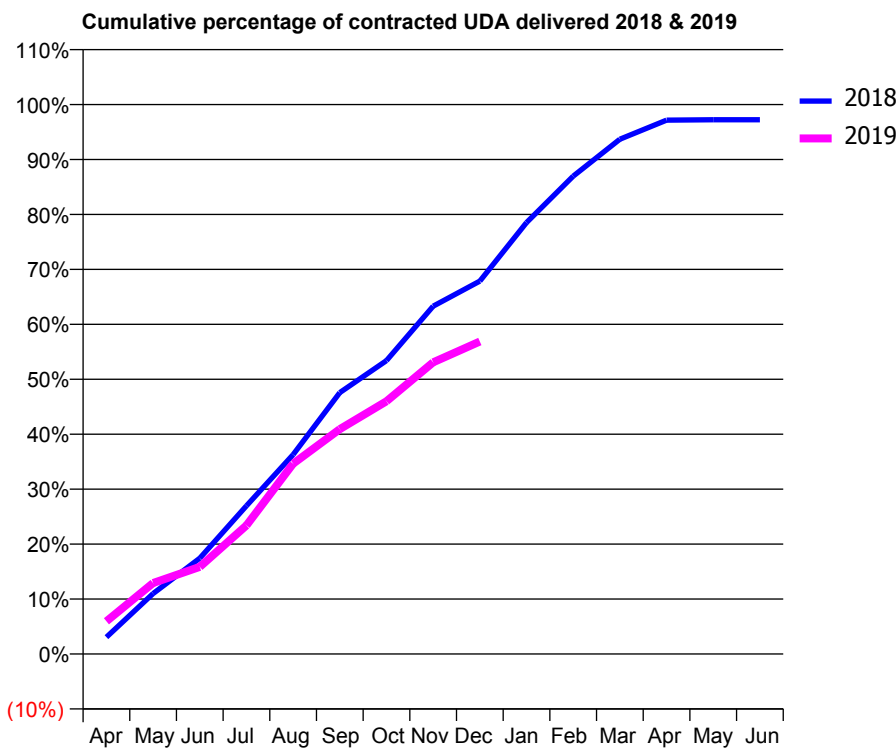
18/19 Contracted general activity (UDA)	1,280
Carry forward general activity (UDA)	35
18/19 Contracted orthodontic activity (UOA)	0
Carry forward orthodontic activity (UOA)	0
Baseline contract value	£31,246.59

ACCESS*

Patients seen in 24 months	Total	Change since previous quarter
Quarter ending December 2017	676	
Quarter ending March 2018	692	↑
Quarter ending June 2018	698	→
Quarter ending September 2018	681	↓
Quarter ending December 2018	655	↓
Variance since December 2017	(3.1%)	↓



ACTIVITY



Month	Adjusted Scheduled Activity (UDA)	
	2018	2019
April	39	76
May	141	165
June	223	203
July	345	300
August	465	443
September	609	524
October	683	589
November	810	680
December	869	728
January	1,005	
February	1,113	
March	1,199	
April	1,243	
May	1,245	
June	1,245	

QUALITY

	Quantity	Base Number	Contract	AT	Region	England
% of FP17s for the same patient ID Re-attending within 3 months - Children	24	436	5.5%	9.9%	12.3%	11.8%
% of FP17s for the same patient ID Re-attending within 3 months - Adults	11	211	5.2%	14.0%	15.8%	15.6%
% of FP17s for the same patient ID Re-attending between 3 & 9 months - Children	310	436	71.1%	57.3%	60.1%	58.8%
% of FP17s for the same patient ID Re-attending between 3 & 9 months - Adults	102	211	48.3%	52.7%	53.3%	51.0%
% of FP17s for Band 1 Urgent Courses	25	604	4.1%	8.1%	9.0%	9.0%
% of FP17s Relating to Free Repair or Replacements	0	604	0.0%	1.1%	1.0%	0.8%
% of FP17s Relating to Continuations	0	604	0.0%	1.2%	1.0%	0.9%
% of Patients satisfied with the dentistry they have received	0	0	N/A	94.7%	93.8%	93.2%
% of Patients satisfied with the time they had to wait for an appointment	0	0	N/A	91.5%	89.4%	88.3%

* This is based on patients treated on this contract for their most recent course of treatment. Figures in italics indicate the base number of FP17s or Patient Questionnaire responses are less than 100. N/A is shown where the base number of responses is less than 10 during the period. % is calculated as Quantity/Base number*100

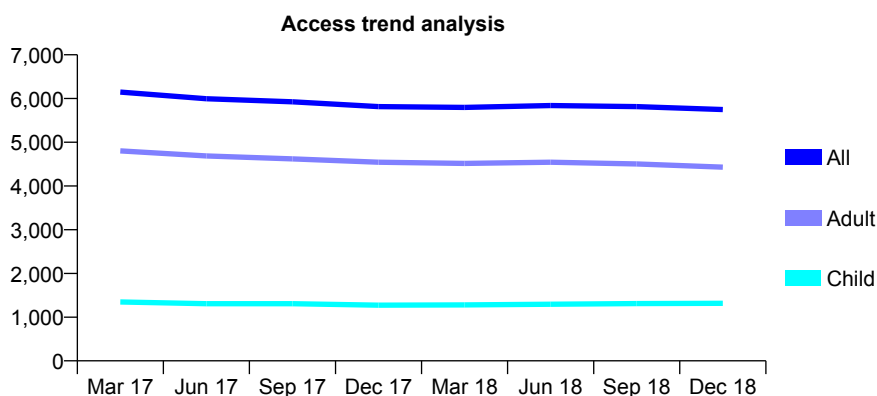
Q49 - Vital Signs At a Glance Contract Report for 730696/0001 - December 2018

Name or company name	Pearsons Dental Practice Partnership
Contract type name	GDS Contract
Purpose of contract	General and Orthodontic
Contract start date	01/04/2006
Contract end date	

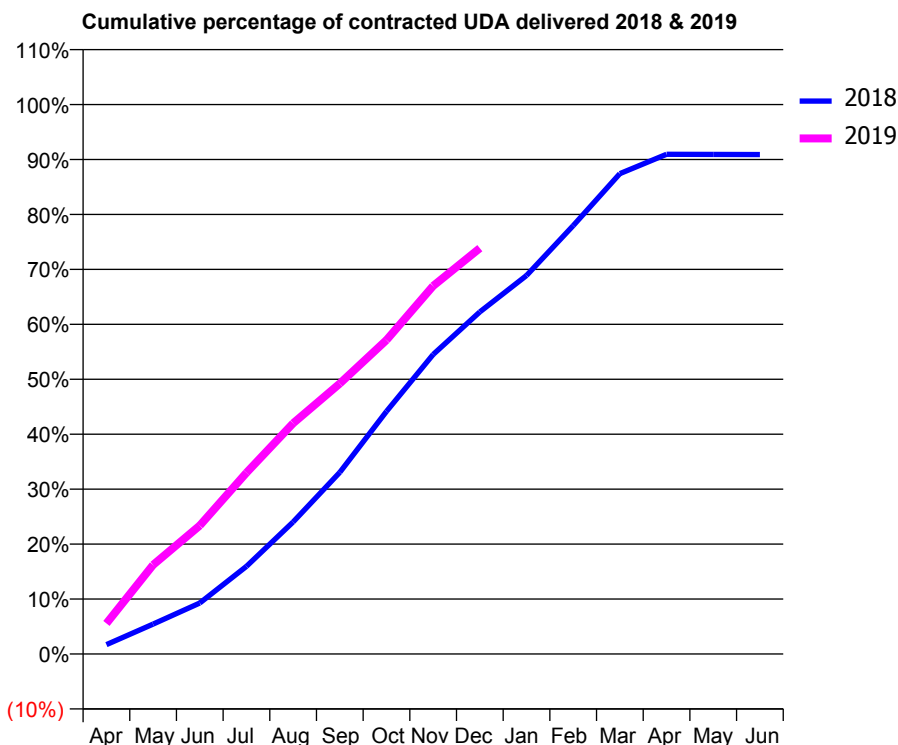
18/19 Contracted general activity (UDA)	19,103
Carry forward general activity (UDA)	0
18/19 Contracted orthodontic activity (UOA)	0
Carry forward orthodontic activity (UOA)	0
Baseline contract value	£477,209.34

ACCESS*

Patients seen in 24 months	Total	Change since previous quarter
Quarter ending December 2017	5,816	
Quarter ending March 2018	5,798	→
Quarter ending June 2018	5,838	→
Quarter ending September 2018	5,816	→
Quarter ending December 2018	5,748	↓
Variance since December 2017	(1.2%)	↓



ACTIVITY



Month	Adjusted Scheduled Activity (UDA)	
	2018	2019
April	328	1,062
May	1,043	3,098
June	1,774	4,467
July	3,050	6,300
August	4,590	8,023
September	6,315	9,404
October	8,436	10,916
November	10,415	12,795
December	11,894	14,107
January	13,160	
February	14,893	
March	16,699	
April	17,370	
May	17,369	
June	17,363	

QUALITY

	Quantity	Base Number	Contract	AT	Region	England
% of FP17s for the same patient ID Re-attending within 3 months - Children	75	1,709	4.4%	9.9%	12.3%	11.8%
% of FP17s for the same patient ID Re-attending within 3 months - Adults	831	6,217	13.4%	14.0%	15.8%	15.6%
% of FP17s for the same patient ID Re-attending between 3 & 9 months - Children	1,298	1,709	76.0%	57.3%	60.1%	58.8%
% of FP17s for the same patient ID Re-attending between 3 & 9 months - Adults	4,740	6,217	76.2%	52.7%	53.3%	51.0%
% of FP17s for Band 1 Urgent Courses	229	7,582	3.0%	8.1%	9.0%	9.0%
% of FP17s Relating to Free Repair or Replacements	201	7,582	2.7%	1.1%	1.0%	0.8%
% of FP17s Relating to Continuations	134	7,582	1.8%	1.2%	1.0%	0.9%
% of Patients satisfied with the dentistry they have received	4	4	N/A	94.7%	93.8%	93.2%
% of Patients satisfied with the time they had to wait for an appointment	4	4	N/A	91.5%	89.4%	88.3%

* This is based on patients treated on this contract for their most recent course of treatment. Figures in italics indicate the base number of FP17s or Patient Questionnaire responses are less than 100. N/A is shown where the base number of responses is less than 10 during the period. % is calculated as Quantity/Base number*100

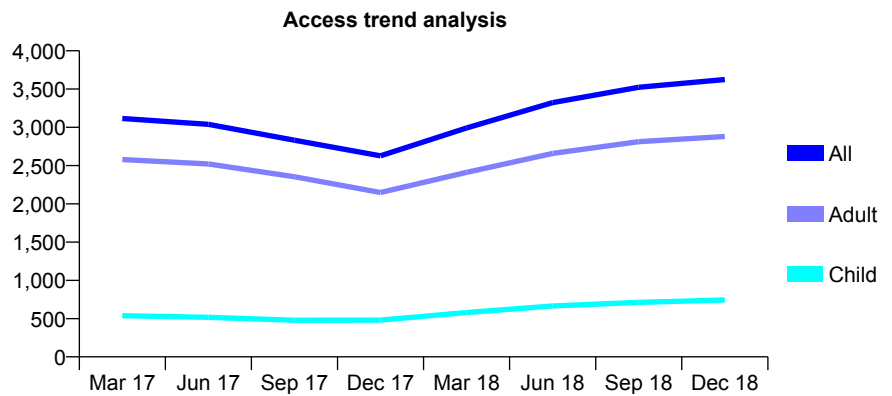
Q49 - Vital Signs At a Glance Contract Report for 736473/0001 - December 2018

Name or company name	Westmount Dental Surgery Jarrow
Contract type name	GDS Contract
Purpose of contract	General and Orthodontic
Contract start date	01/04/2006
Contract end date	

18/19 Contracted general activity (UDA)	18,335
Carry forward general activity (UDA)	0
18/19 Contracted orthodontic activity (UOA)	0
Carry forward orthodontic activity (UOA)	0
Baseline contract value	£553,210.05

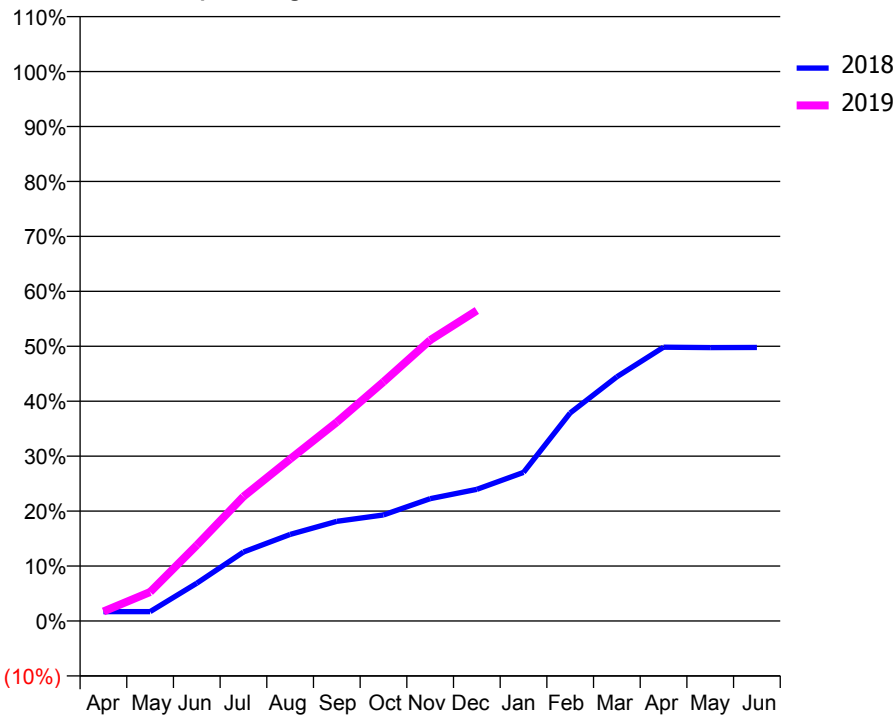
ACCESS*

Patients seen in 24 months	Total	Change since previous quarter
Quarter ending December 2017	2,628	
Quarter ending March 2018	2,991	↑
Quarter ending June 2018	3,323	↑
Quarter ending September 2018	3,524	↑
Quarter ending December 2018	3,624	↑
Variance since December 2017	37.9%	↑



ACTIVITY

Cumulative percentage of contracted UDA delivered 2018 & 2019



Month	Adjusted Scheduled Activity (UDA)	
	2018	2019
April	219	319
May	219	970
June	878	2,528
July	1,600	4,156
August	2,009	5,404
September	2,314	6,637
October	2,462	7,982
November	2,839	9,373
December	3,054	10,359
January	3,448	
February	4,827	
March	5,665	
April	6,353	
May	6,344	
June	6,347	

QUALITY

	Quantity	Base Number	Contract	AT	Region	England
% of FP17s for the same patient ID Re-attending within 3 months - Children	83	910	9.1%	9.9%	12.3%	11.8%
% of FP17s for the same patient ID Re-attending within 3 months - Adults	561	3,280	17.1%	14.0%	15.8%	15.6%
% of FP17s for the same patient ID Re-attending between 3 & 9 months - Children	326	910	35.8%	57.3%	60.1%	58.8%
% of FP17s for the same patient ID Re-attending between 3 & 9 months - Adults	1,125	3,280	34.3%	52.7%	53.3%	51.0%
% of FP17s for Band 1 Urgent Courses	419	3,938	10.6%	8.1%	9.0%	9.0%
% of FP17s Relating to Free Repair or Replacements	71	3,938	1.8%	1.1%	1.0%	0.8%
% of FP17s Relating to Continuations	47	3,938	1.2%	1.2%	1.0%	0.9%
% of Patients satisfied with the dentistry they have received	1	1	N/A	94.7%	93.8%	93.2%
% of Patients satisfied with the time they had to wait for an appointment	0	1	N/A	91.5%	89.4%	88.3%

* This is based on patients treated on this contract for their most recent course of treatment. Figures in italics indicate the base number of FP17s or Patient Questionnaire responses are less than 100. N/A is shown where the base number of responses is less than 10 during the period. % is calculated as Quantity/Base number*100

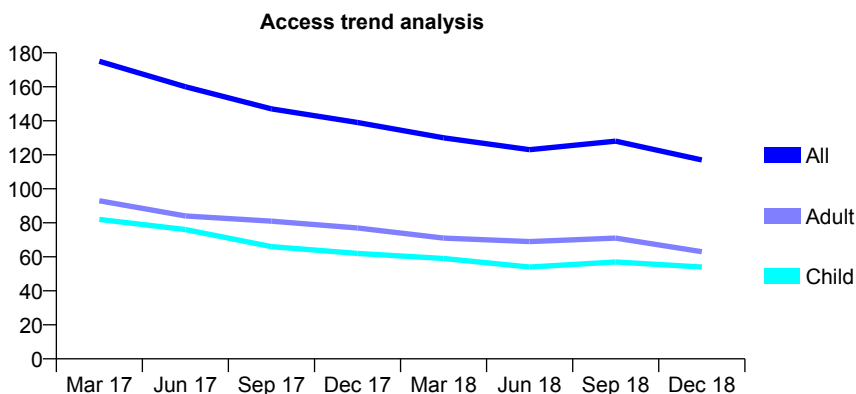
Q49 - Vital Signs At a Glance Contract Report for 737798/0001 - December 2018

Name or company name	MR AR GREENWOOD
Contract type name	GDS Contract
Purpose of contract	General
Contract start date	01/04/2006
Contract end date	

18/19 Contracted general activity (UDA)	400
Carry forward general activity (UDA)	0
18/19 Contracted orthodontic activity (UOA)	0
Carry forward orthodontic activity (UOA)	0
Baseline contract value	£10,177.72

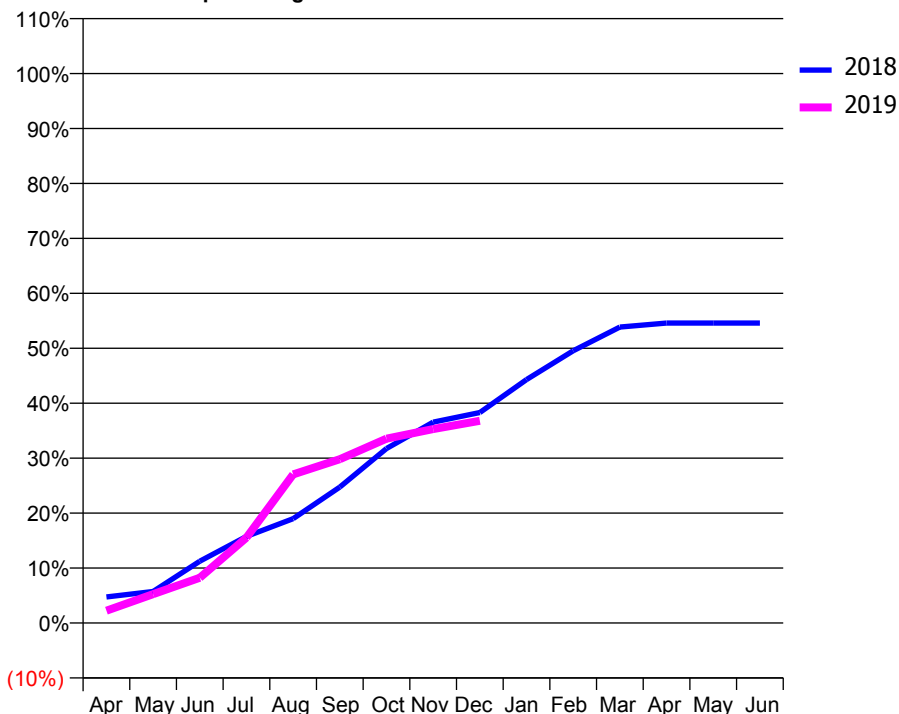
ACCESS*

Patients seen in 24 months	Total	Change since previous quarter
Quarter ending December 2017	139	
Quarter ending March 2018	130	↓
Quarter ending June 2018	123	↓
Quarter ending September 2018	128	↑
Quarter ending December 2018	117	↓
Variance since December 2017	(15.8%)	↓



ACTIVITY

Cumulative percentage of contracted UDA delivered 2018 & 2019



Adjusted Scheduled Activity (UDA)

Month	2018	2019
April	19	9
May	23	21
June	45	33
July	63	62
August	76	108
September	99	119
October	127	134
November	146	141
December	153	147
January	177	
February	198	
March	215	
April	218	
May	218	
June	218	

QUALITY

	Quantity	Base Number	Contract	AT	Region	England
% of FP17s for the same patient ID Re-attending within 3 months - Children	1	59	1.7%	9.9%	12.3%	11.8%
% of FP17s for the same patient ID Re-attending within 3 months - Adults	2	47	4.3%	14.0%	15.8%	15.6%
% of FP17s for the same patient ID Re-attending between 3 & 9 months - Children	25	59	42.4%	57.3%	60.1%	58.8%
% of FP17s for the same patient ID Re-attending between 3 & 9 months - Adults	22	47	46.8%	52.7%	53.3%	51.0%
% of FP17s for Band 1 Urgent Courses	1	103	1.0%	8.1%	9.0%	9.0%
% of FP17s Relating to Free Repair or Replacements	0	103	0.0%	1.1%	1.0%	0.8%
% of FP17s Relating to Continuations	0	103	0.0%	1.2%	1.0%	0.9%
% of Patients satisfied with the dentistry they have received	0	0	N/A	94.7%	93.8%	93.2%
% of Patients satisfied with the time they had to wait for an appointment	0	0	N/A	91.5%	89.4%	88.3%

* This is based on patients treated on this contract for their most recent course of treatment. Figures in italics indicate the base number of FP17s or Patient Questionnaire responses are less than 100. N/A is shown where the base number of responses is less than 10 during the period. % is calculated as Quantity/Base number*100

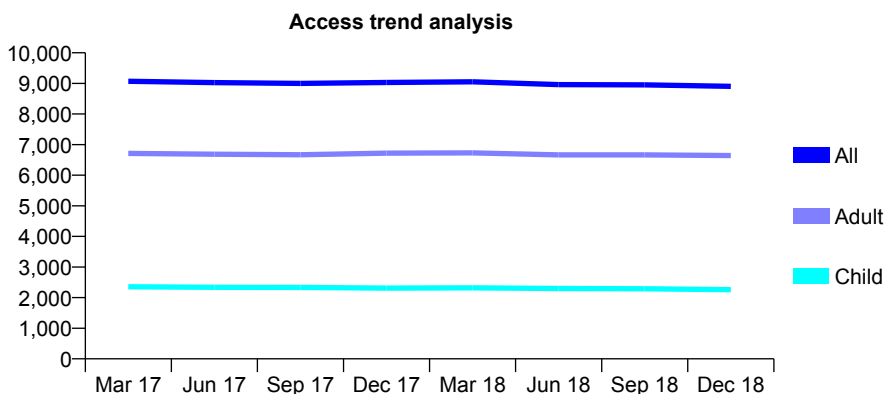
Q49 - Vital Signs At a Glance Contract Report for 737917/0001 - December 2018

Name or company name	MR DS SOMAL
Contract type name	GDS Contract
Purpose of contract	General
Contract start date	01/04/2006
Contract end date	

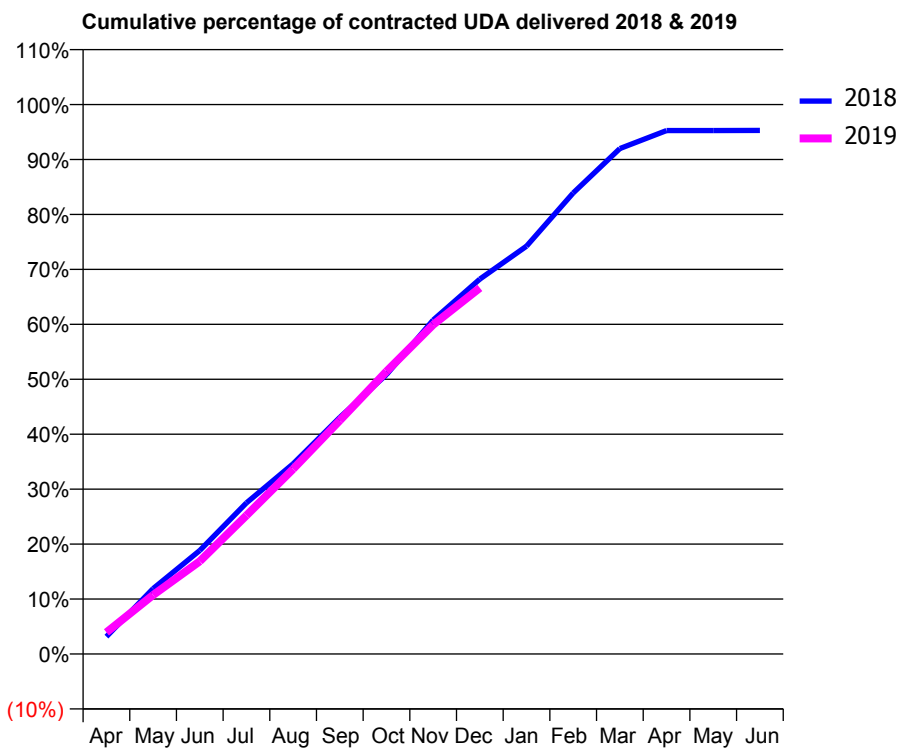
18/19 Contracted general activity (UDA)	19,383
Carry forward general activity (UDA)	0
18/19 Contracted orthodontic activity (UOA)	0
Carry forward orthodontic activity (UOA)	0
Baseline contract value	£601,124.03

ACCESS*

Patients seen in 24 months	Total	Change since previous quarter
Quarter ending December 2017	9,031	
Quarter ending March 2018	9,051	→
Quarter ending June 2018	8,961	→
Quarter ending September 2018	8,951	→
Quarter ending December 2018	8,903	→
Variance since December 2017	(1.4%)	↓



ACTIVITY



Month	Adjusted Scheduled Activity (UDA)	
	2018	2019
April	615	763
May	2,307	2,082
June	3,651	3,273
July	5,332	4,887
August	6,709	6,526
September	8,348	8,237
October	9,856	9,967
November	11,783	11,615
December	13,226	12,915
January	14,385	
February	16,264	
March	17,827	
April	18,462	
May	18,462	
June	18,467	

QUALITY

	Quantity	Base Number	Contract	AT	Region	England
% of FP17s for the same patient ID Re-attending within 3 months - Children	155	2,336	6.6%	9.9%	12.3%	11.8%
% of FP17s for the same patient ID Re-attending within 3 months - Adults	839	5,903	14.2%	14.0%	15.8%	15.6%
% of FP17s for the same patient ID Re-attending between 3 & 9 months - Children	1,339	2,336	57.3%	57.3%	60.1%	58.8%
% of FP17s for the same patient ID Re-attending between 3 & 9 months - Adults	2,728	5,903	46.2%	52.7%	53.3%	51.0%
% of FP17s for Band 1 Urgent Courses	968	7,479	12.9%	8.1%	9.0%	9.0%
% of FP17s Relating to Free Repair or Replacements	65	7,479	0.9%	1.1%	1.0%	0.8%
% of FP17s Relating to Continuations	34	7,479	0.5%	1.2%	1.0%	0.9%
% of Patients satisfied with the dentistry they have received	4	4	N/A	94.7%	93.8%	93.2%
% of Patients satisfied with the time they had to wait for an appointment	4	4	N/A	91.5%	89.4%	88.3%

* This is based on patients treated on this contract for their most recent course of treatment. Figures in italics indicate the base number of FP17s or Patient Questionnaire responses are less than 100. N/A is shown where the base number of responses is less than 10 during the period. % is calculated as Quantity/Base number*100

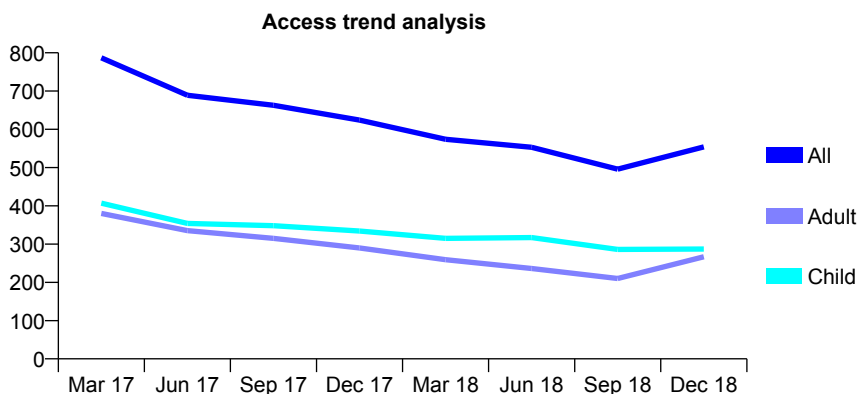
Q49 - Vital Signs At a Glance Contract Report for 740950/0001 - December 2018

Name or company name	MR PN JACKSON
Contract type name	GDS Contract
Purpose of contract	General
Contract start date	01/04/2006
Contract end date	

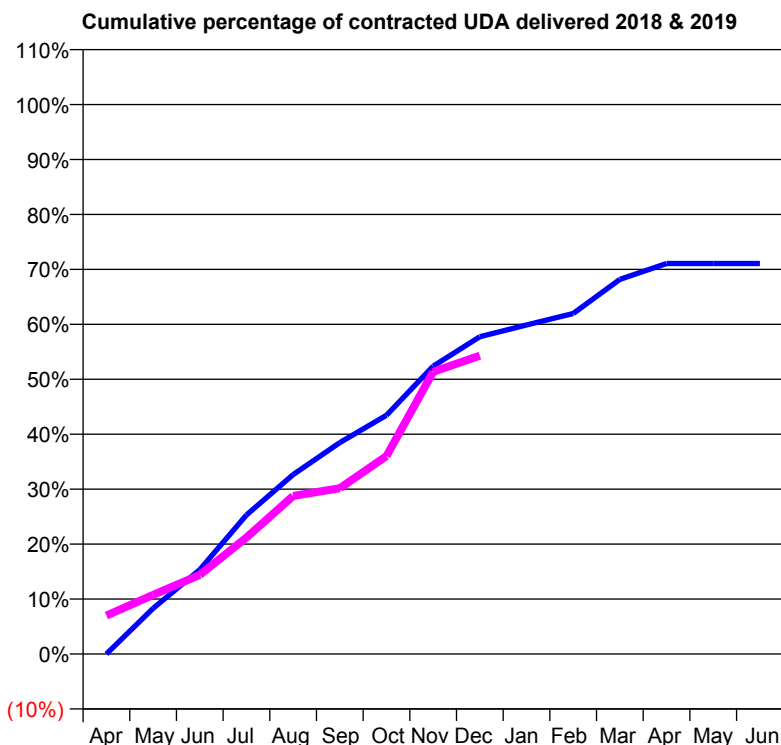
18/19 Contracted general activity (UDA)	1,932
Carry forward general activity (UDA)	0
18/19 Contracted orthodontic activity (UOA)	0
Carry forward orthodontic activity (UOA)	0
Baseline contract value	£49,277.11

ACCESS*

Patients seen in 24 months	Total	Change since previous quarter
Quarter ending December 2017	624	
Quarter ending March 2018	574	↓
Quarter ending June 2018	553	↓
Quarter ending September 2018	496	↓
Quarter ending December 2018	554	↑
Variance since December 2017	(11.2%)	↓



ACTIVITY



Month	Adjusted Scheduled Activity (UDA)	
	2018	2019
April	0	135
May	160	208
June	296	278
July	489	409
August	631	556
September	743	583
October	840	696
November	1,012	992
December	1,116	1,049
January	1,157	
February	1,197	
March	1,317	
April	1,373	
May	1,373	
June	1,373	

QUALITY

	Quantity	Base Number	Contract	AT	Region	England
% of FP17s for the same patient ID Re-attending within 3 months - Children	9	336	2.7%	9.9%	12.3%	11.8%
% of FP17s for the same patient ID Re-attending within 3 months - Adults	25	313	8.0%	14.0%	15.8%	15.6%
% of FP17s for the same patient ID Re-attending between 3 & 9 months - Children	204	336	60.7%	57.3%	60.1%	58.8%
% of FP17s for the same patient ID Re-attending between 3 & 9 months - Adults	105	313	33.5%	52.7%	53.3%	51.0%
% of FP17s for Band 1 Urgent Courses	61	621	9.8%	8.1%	9.0%	9.0%
% of FP17s Relating to Free Repair or Replacements	2	621	0.3%	1.1%	1.0%	0.8%
% of FP17s Relating to Continuations	2	621	0.3%	1.2%	1.0%	0.9%
% of Patients satisfied with the dentistry they have received	1	1	N/A	94.7%	93.8%	93.2%
% of Patients satisfied with the time they had to wait for an appointment	1	1	N/A	91.5%	89.4%	88.3%

* This is based on patients treated on this contract for their most recent course of treatment. Figures in italics indicate the base number of FP17s or Patient Questionnaire responses are less than 100. N/A is shown where the base number of responses is less than 10 during the period. % is calculated as Quantity/Base number*100

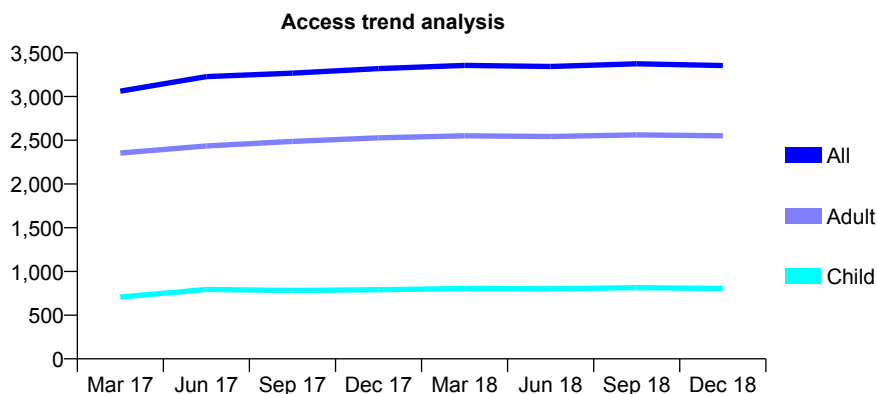
Q49 - Vital Signs At a Glance Contract Report for 740950/0002 - December 2018

Name or company name	MR PN JACKSON
Contract type name	GDS Contract
Purpose of contract	General
Contract start date	01/04/2006
Contract end date	

18/19 Contracted general activity (UDA)	13,302
Carry forward general activity (UDA)	0
18/19 Contracted orthodontic activity (UOA)	0
Carry forward orthodontic activity (UOA)	0
Baseline contract value	£320,491.46

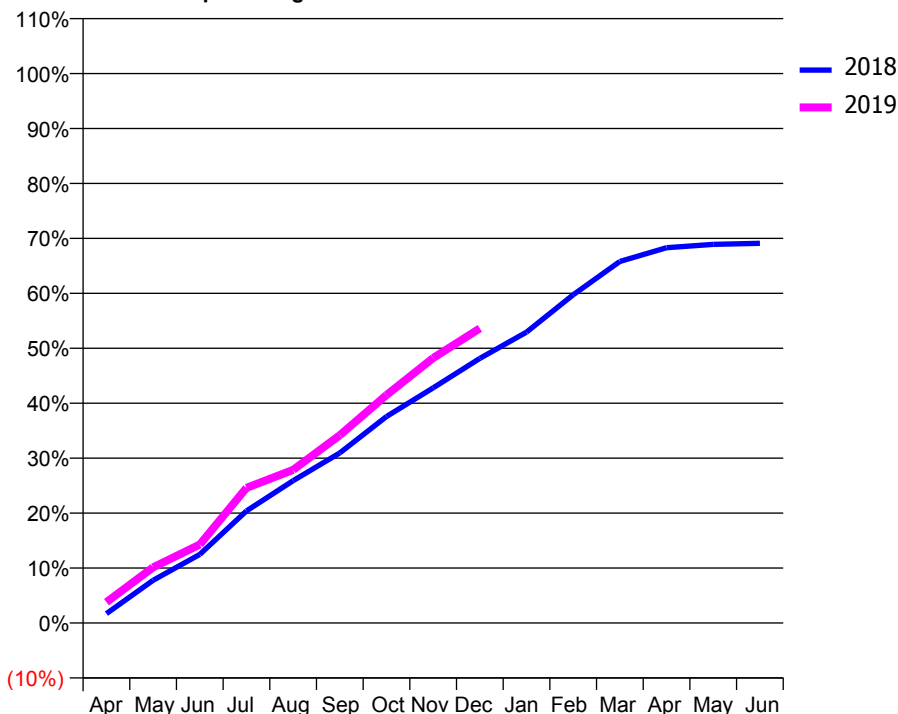
ACCESS*

Patients seen in 24 months	Total	Change since previous quarter
Quarter ending December 2017	3,319	
Quarter ending March 2018	3,356	→
Quarter ending June 2018	3,344	→
Quarter ending September 2018	3,374	→
Quarter ending December 2018	3,355	→
Variance since December 2017	1.1%	→



ACTIVITY

Cumulative percentage of contracted UDA delivered 2018 & 2019



Month	Adjusted Scheduled Activity (UDA)	
	2018	2019
April	229	505
May	1,034	1,348
June	1,662	1,898
July	2,712	3,271
August	3,445	3,707
September	4,116	4,547
October	4,999	5,520
November	5,694	6,417
December	6,406	7,133
January	7,043	
February	7,945	
March	8,752	
April	9,085	
May	9,165	
June	9,191	

QUALITY

	Quantity	Base Number	Contract	AT	Region	England
% of FP17s for the same patient ID Re-attending within 3 months - Children	30	910	3.3%	9.9%	12.3%	11.8%
% of FP17s for the same patient ID Re-attending within 3 months - Adults	315	2,873	11.0%	14.0%	15.8%	15.6%
% of FP17s for the same patient ID Re-attending between 3 & 9 months - Children	587	910	64.5%	57.3%	60.1%	58.8%
% of FP17s for the same patient ID Re-attending between 3 & 9 months - Adults	1,758	2,873	61.2%	52.7%	53.3%	51.0%
% of FP17s for Band 1 Urgent Courses	210	3,612	5.8%	8.1%	9.0%	9.0%
% of FP17s Relating to Free Repair or Replacements	34	3,612	0.9%	1.1%	1.0%	0.8%
% of FP17s Relating to Continuations	12	3,612	0.3%	1.2%	1.0%	0.9%
% of Patients satisfied with the dentistry they have received	0	0	N/A	94.7%	93.8%	93.2%
% of Patients satisfied with the time they had to wait for an appointment	0	0	N/A	91.5%	89.4%	88.3%

* This is based on patients treated on this contract for their most recent course of treatment. Figures in italics indicate the base number of FP17s or Patient Questionnaire responses are less than 100. N/A is shown where the base number of responses is less than 10 during the period. % is calculated as Quantity/Base number*100

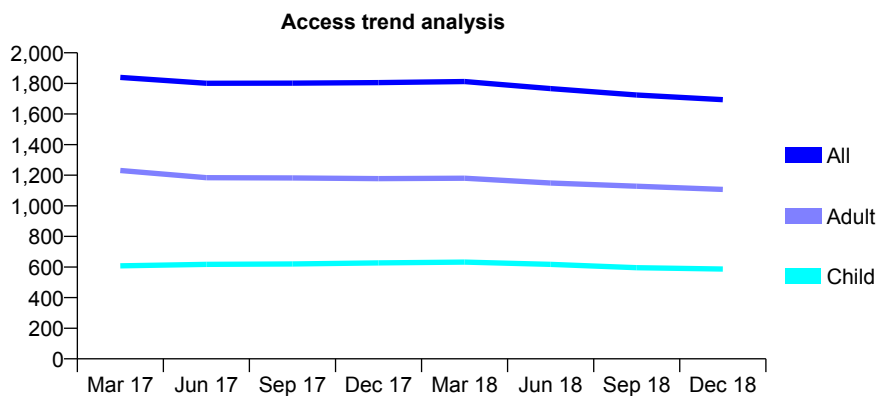
Q49 - Vital Signs At a Glance Contract Report for 749141/0001 - December 2018

Name or company name	MRS LK CAVE
Contract type name	GDS Contract
Purpose of contract	General
Contract start date	01/04/2006
Contract end date	

18/19 Contracted general activity (UDA)	5,333
Carry forward general activity (UDA)	-65
18/19 Contracted orthodontic activity (UOA)	0
Carry forward orthodontic activity (UOA)	0
Baseline contract value	£152,476.78

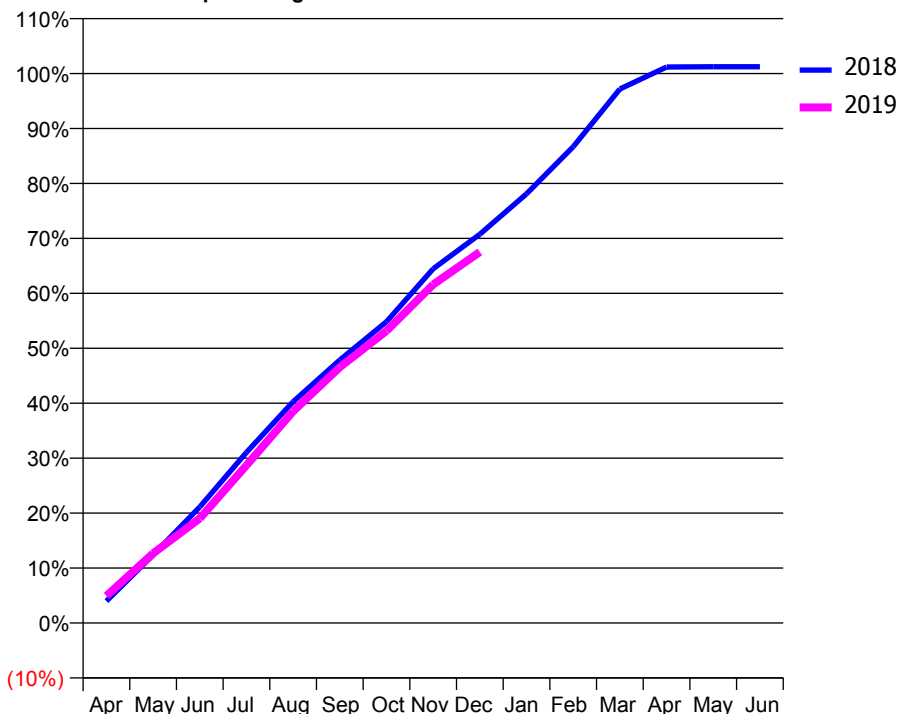
ACCESS*

Patients seen in 24 months	Total	Change since previous quarter
Quarter ending December 2017	1,805	
Quarter ending March 2018	1,812	→
Quarter ending June 2018	1,766	↓
Quarter ending September 2018	1,724	↓
Quarter ending December 2018	1,694	↓
Variance since December 2017	(6.1%)	↓



ACTIVITY

Cumulative percentage of contracted UDA delivered 2018 & 2019



Month	Adjusted Scheduled Activity (UDA)	
	2018	2019
April	213	264
May	661	676
June	1,127	1,015
July	1,656	1,530
August	2,148	2,054
September	2,552	2,483
October	2,924	2,835
November	3,438	3,286
December	3,774	3,601
January	4,166	
February	4,623	
March	5,182	
April	5,396	
May	5,398	
June	5,398	

QUALITY

	Quantity	Base Number	Contract	AT	Region	England
% of FP17s for the same patient ID Re-attending within 3 months - Children	99	732	13.5%	9.9%	12.3%	11.8%
% of FP17s for the same patient ID Re-attending within 3 months - Adults	224	1,177	19.0%	14.0%	15.8%	15.6%
% of FP17s for the same patient ID Re-attending between 3 & 9 months - Children	465	732	63.5%	57.3%	60.1%	58.8%
% of FP17s for the same patient ID Re-attending between 3 & 9 months - Adults	625	1,177	53.1%	52.7%	53.3%	51.0%
% of FP17s for Band 1 Urgent Courses	42	1,827	2.3%	8.1%	9.0%	9.0%
% of FP17s Relating to Free Repair or Replacements	4	1,827	0.2%	1.1%	1.0%	0.8%
% of FP17s Relating to Continuations	11	1,827	0.6%	1.2%	1.0%	0.9%
% of Patients satisfied with the dentistry they have received	2	2	N/A	94.7%	93.8%	93.2%
% of Patients satisfied with the time they had to wait for an appointment	2	2	N/A	91.5%	89.4%	88.3%

* This is based on patients treated on this contract for their most recent course of treatment. Figures in italics indicate the base number of FP17s or Patient Questionnaire responses are less than 100. N/A is shown where the base number of responses is less than 10 during the period. % is calculated as Quantity/Base number*100

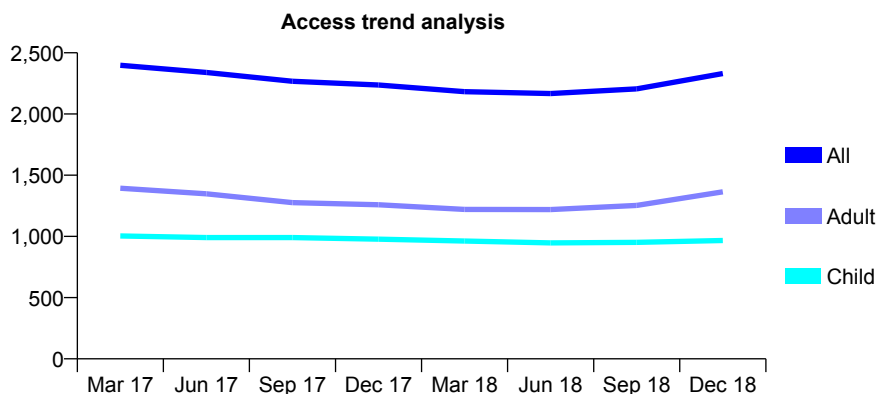
Q49 - Vital Signs At a Glance Contract Report for 751847/0001 - December 2018

Name or company name	MR TB JUKES
Contract type name	GDS Contract
Purpose of contract	General
Contract start date	01/04/2006
Contract end date	

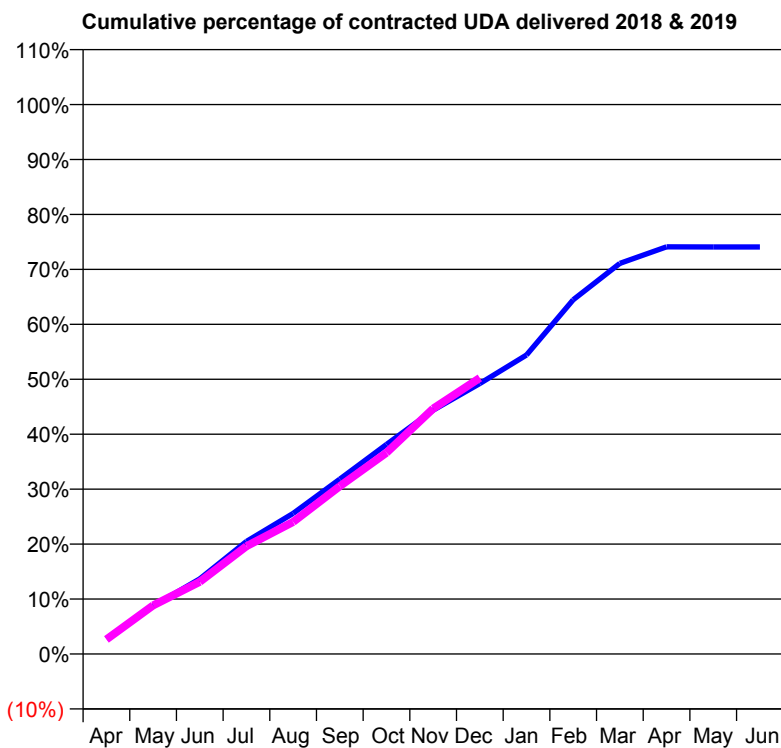
18/19 Contracted general activity (UDA)	10,962
Carry forward general activity (UDA)	0
18/19 Contracted orthodontic activity (UOA)	0
Carry forward orthodontic activity (UOA)	0
Baseline contract value	£287,940.56

ACCESS*

Patients seen in 24 months	Total	Change since previous quarter
Quarter ending December 2017	2,237	
Quarter ending March 2018	2,183	↓
Quarter ending June 2018	2,167	→
Quarter ending September 2018	2,205	→
Quarter ending December 2018	2,331	↑
Variance since December 2017	4.2%	↑



ACTIVITY



Adjusted Scheduled Activity (UDA)		
Month	2018	2019
April	308	293
May	958	970
June	1,499	1,441
July	2,246	2,149
August	2,806	2,636
September	3,488	3,348
October	4,182	4,015
November	4,864	4,896
December	5,397	5,509
January	5,966	
February	7,067	
March	7,793	
April	8,122	
May	8,121	
June	8,120	

QUALITY

	Quantity	Base Number	Contract	AT	Region	England
% of FP17s for the same patient ID Re-attending within 3 months - Children	63	992	6.4%	9.9%	12.3%	11.8%
% of FP17s for the same patient ID Re-attending within 3 months - Adults	429	1,532	28.0%	14.0%	15.8%	15.6%
% of FP17s for the same patient ID Re-attending between 3 & 9 months - Children	524	992	52.8%	57.3%	60.1%	58.8%
% of FP17s for the same patient ID Re-attending between 3 & 9 months - Adults	622	1,532	40.6%	52.7%	53.3%	51.0%
% of FP17s for Band 1 Urgent Courses	115	2,422	4.7%	8.1%	9.0%	9.0%
% of FP17s Relating to Free Repair or Replacements	15	2,422	0.6%	1.1%	1.0%	0.8%
% of FP17s Relating to Continuations	4	2,422	0.2%	1.2%	1.0%	0.9%
% of Patients satisfied with the dentistry they have received	1	1	N/A	94.7%	93.8%	93.2%
% of Patients satisfied with the time they had to wait for an appointment	1	1	N/A	91.5%	89.4%	88.3%

* This is based on patients treated on this contract for their most recent course of treatment. Figures in italics indicate the base number of FP17s or Patient Questionnaire responses are less than 100. N/A is shown where the base number of responses is less than 10 during the period. % is calculated as Quantity/Base number*100

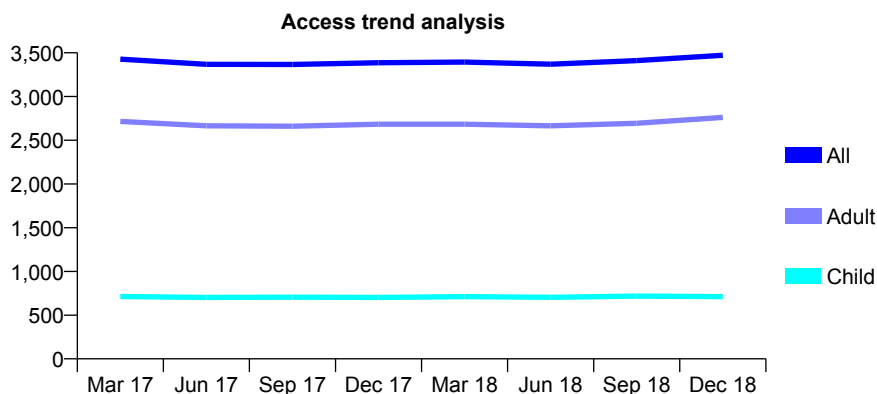
Q49 - Vital Signs At a Glance Contract Report for 754722/0001 - December 2018

Name or company name	MR K ROBSON
Contract type name	GDS Contract
Purpose of contract	General
Contract start date	01/08/2011
Contract end date	

18/19 Contracted general activity (UDA)	11,463
Carry forward general activity (UDA)	187
18/19 Contracted orthodontic activity (UOA)	0
Carry forward orthodontic activity (UOA)	0
Baseline contract value	£306,056.91

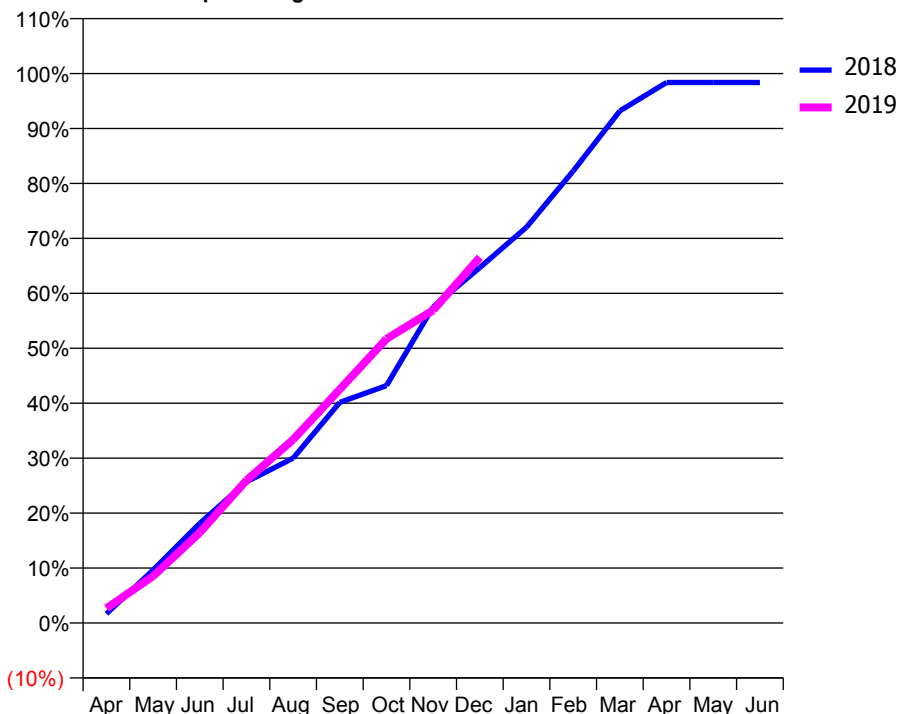
ACCESS*

Patients seen in 24 months	Total	Change since previous quarter
Quarter ending December 2017	3,387	
Quarter ending March 2018	3,394	→
Quarter ending June 2018	3,369	→
Quarter ending September 2018	3,411	→
Quarter ending December 2018	3,472	→
Variance since December 2017	2.5%	↑



ACTIVITY

Cumulative percentage of contracted UDA delivered 2018 & 2019



Month	Adjusted Scheduled Activity (UDA)	
	2018	2019
April	194	308
May	1,106	978
June	2,079	1,887
July	2,946	2,974
August	3,439	3,825
September	4,604	4,874
October	4,953	5,925
November	6,593	6,525
December	7,416	7,630
January	8,259	
February	9,428	
March	10,682	
April	11,276	
May	11,276	
June	11,276	

QUALITY

	Quantity	Base Number	Contract	AT	Region	England
% of FP17s for the same patient ID Re-attending within 3 months - Children	49	783	6.3%	9.9%	12.3%	11.8%
% of FP17s for the same patient ID Re-attending within 3 months - Adults	505	3,131	16.1%	14.0%	15.8%	15.6%
% of FP17s for the same patient ID Re-attending between 3 & 9 months - Children	508	783	64.9%	57.3%	60.1%	58.8%
% of FP17s for the same patient ID Re-attending between 3 & 9 months - Adults	1,818	3,131	58.1%	52.7%	53.3%	51.0%
% of FP17s for Band 1 Urgent Courses	214	3,708	5.8%	8.1%	9.0%	9.0%
% of FP17s Relating to Free Repair or Replacements	50	3,708	1.3%	1.1%	1.0%	0.8%
% of FP17s Relating to Continuations	28	3,708	0.8%	1.2%	1.0%	0.9%
% of Patients satisfied with the dentistry they have received	2	2	N/A	94.7%	93.8%	93.2%
% of Patients satisfied with the time they had to wait for an appointment	2	2	N/A	91.5%	89.4%	88.3%

* This is based on patients treated on this contract for their most recent course of treatment. Figures in italics indicate the base number of FP17s or Patient Questionnaire responses are less than 100. N/A is shown where the base number of responses is less than 10 during the period. % is calculated as Quantity/Base number*100

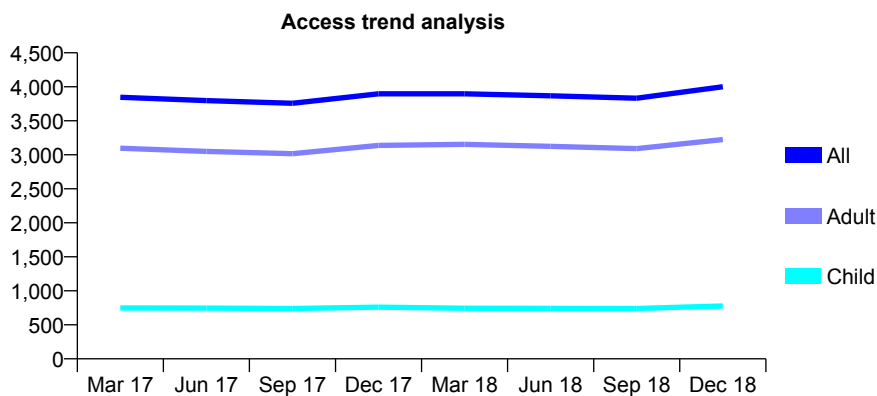
Q49 - Vital Signs At a Glance Contract Report for 761028/0001 - December 2018

Name or company name	Mr Amit Nayyar
Contract type name	GDS Contract
Purpose of contract	General
Contract start date	01/04/2006
Contract end date	

18/19 Contracted general activity (UDA)	10,751
Carry forward general activity (UDA)	-114
18/19 Contracted orthodontic activity (UOA)	0
Carry forward orthodontic activity (UOA)	0
Baseline contract value	£333,735.33

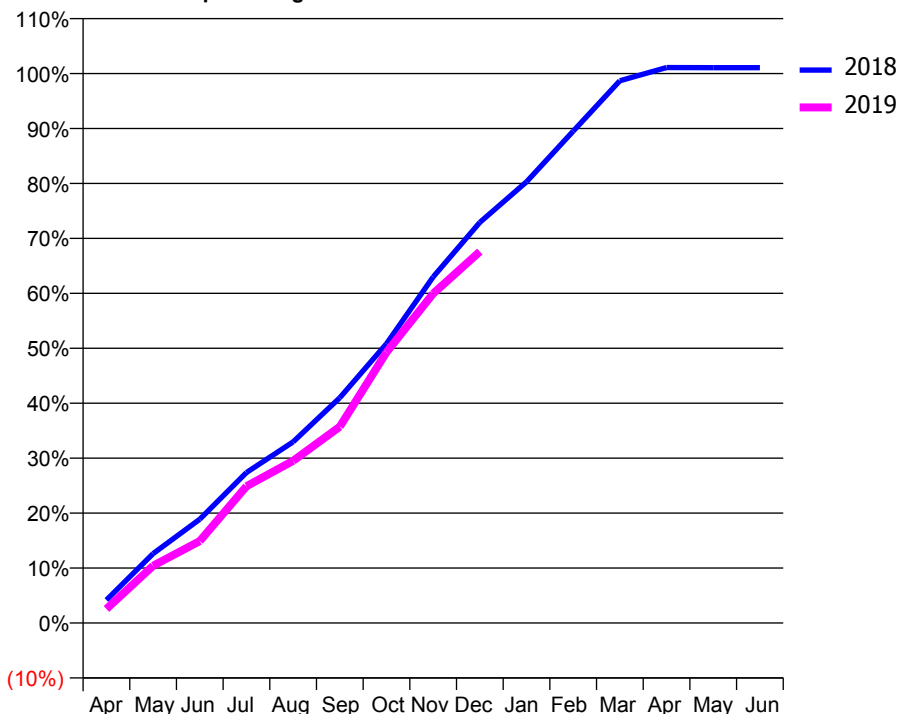
ACCESS*

Patients seen in 24 months	Total	Change since previous quarter
Quarter ending December 2017	3,898	
Quarter ending March 2018	3,898	→
Quarter ending June 2018	3,867	→
Quarter ending September 2018	3,832	→
Quarter ending December 2018	4,001	↑
Variance since December 2017	2.6%	↑



ACTIVITY

Cumulative percentage of contracted UDA delivered 2018 & 2019



Month	Adjusted Scheduled Activity (UDA)	
	2018	2019
April	450	274
May	1,359	1,121
June	2,031	1,602
July	2,943	2,675
August	3,543	3,174
September	4,408	3,842
October	5,465	5,297
November	6,771	6,446
December	7,840	7,267
January	8,632	
February	9,624	
March	10,608	
April	10,867	
May	10,865	
June	10,865	

QUALITY

	Quantity	Base Number	Contract	AT	Region	England
% of FP17s for the same patient ID Re-attending within 3 months - Children	53	910	5.8%	9.9%	12.3%	11.8%
% of FP17s for the same patient ID Re-attending within 3 months - Adults	458	3,469	13.2%	14.0%	15.8%	15.6%
% of FP17s for the same patient ID Re-attending between 3 & 9 months - Children	567	910	62.3%	57.3%	60.1%	58.8%
% of FP17s for the same patient ID Re-attending between 3 & 9 months - Adults	1,778	3,469	51.3%	52.7%	53.3%	51.0%
% of FP17s for Band 1 Urgent Courses	364	4,251	8.6%	8.1%	9.0%	9.0%
% of FP17s Relating to Free Repair or Replacements	13	4,251	0.3%	1.1%	1.0%	0.8%
% of FP17s Relating to Continuations	17	4,251	0.4%	1.2%	1.0%	0.9%
% of Patients satisfied with the dentistry they have received	1	1	N/A	94.7%	93.8%	93.2%
% of Patients satisfied with the time they had to wait for an appointment	1	1	N/A	91.5%	89.4%	88.3%

* This is based on patients treated on this contract for their most recent course of treatment. Figures in italics indicate the base number of FP17s or Patient Questionnaire responses are less than 100. N/A is shown where the base number of responses is less than 10 during the period. % is calculated as Quantity/Base number*100

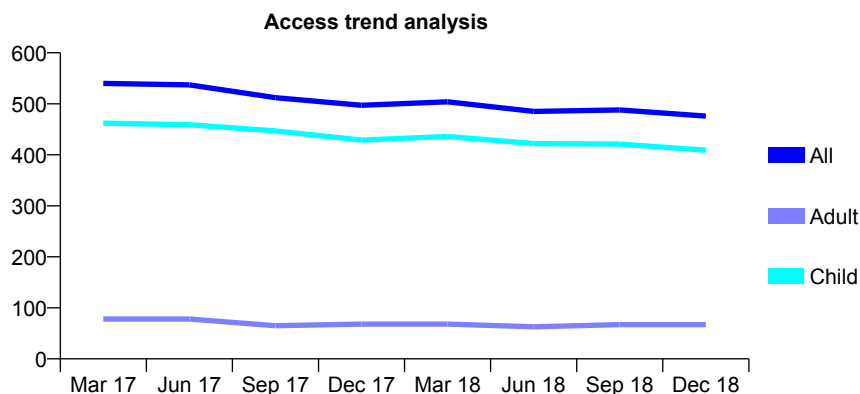
Q49 - Vital Signs At a Glance Contract Report for 761044/0001 - December 2018

Name or company name	MR RA WINTER
Contract type name	GDS Contract
Purpose of contract	General
Contract start date	01/11/2011
Contract end date	

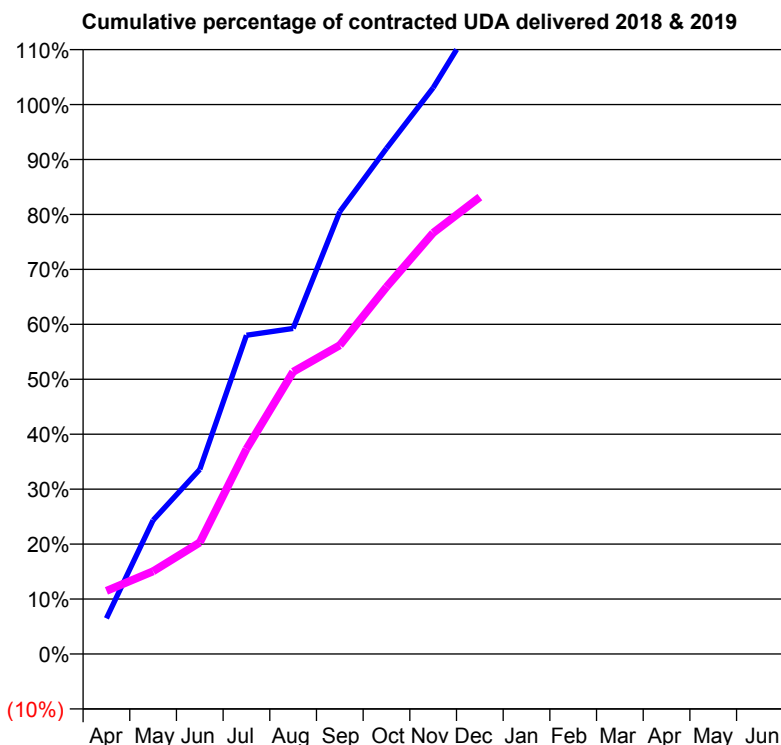
18/19 Contracted general activity (UDA)	400
Carry forward general activity (UDA)	-8
18/19 Contracted orthodontic activity (UOA)	0
Carry forward orthodontic activity (UOA)	0
Baseline contract value	£9,496.30

ACCESS*

Patients seen in 24 months	Total	Change since previous quarter
Quarter ending December 2017	497	
Quarter ending March 2018	504	→
Quarter ending June 2018	485	↓
Quarter ending September 2018	488	→
Quarter ending December 2018	476	↓
Variance since December 2017	(4.2%)	↓



ACTIVITY



Month	Adjusted Scheduled Activity (UDA)	
	2018	2019
April	26	46
May	97	60
June	134	81
July	232	149
August	237	205
September	322	225
October	368	267
November	412	307
December	467	333
January	499	
February	570	
March	621	
April	633	
May	633	
June	633	

QUALITY

	Quantity	Base Number	Contract	AT	Region	England
% of FP17s for the same patient ID Re-attending within 3 months - Children	5	261	1.9%	9.9%	12.3%	11.8%
% of FP17s for the same patient ID Re-attending within 3 months - Adults	0	13	0.0%	14.0%	15.8%	15.6%
% of FP17s for the same patient ID Re-attending between 3 & 9 months - Children	99	261	37.9%	57.3%	60.1%	58.8%
% of FP17s for the same patient ID Re-attending between 3 & 9 months - Adults	2	13	15.4%	52.7%	53.3%	51.0%
% of FP17s for Band 1 Urgent Courses	8	262	3.1%	8.1%	9.0%	9.0%
% of FP17s Relating to Free Repair or Replacements	0	262	0.0%	1.1%	1.0%	0.8%
% of FP17s Relating to Continuations	0	262	0.0%	1.2%	1.0%	0.9%
% of Patients satisfied with the dentistry they have received	0	0	N/A	94.7%	93.8%	93.2%
% of Patients satisfied with the time they had to wait for an appointment	0	0	N/A	91.5%	89.4%	88.3%

* This is based on patients treated on this contract for their most recent course of treatment. Figures in italics indicate the base number of FP17s or Patient Questionnaire responses are less than 100. N/A is shown where the base number of responses is less than 10 during the period. % is calculated as Quantity/Base number*100

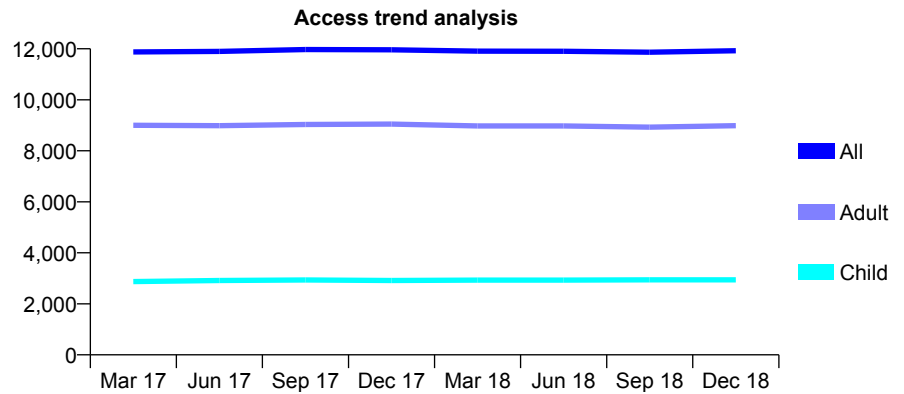
Q49 - Vital Signs At a Glance Contract Report for 762083/0001 - December 2018

Name or company name	Westerhope Limited
Contract type name	GDS Contract
Purpose of contract	General
Contract start date	01/04/2006
Contract end date	

18/19 Contracted general activity (UDA)	37,862
Carry forward general activity (UDA)	0
18/19 Contracted orthodontic activity (UOA)	0
Carry forward orthodontic activity (UOA)	0
Baseline contract value	£993,905.15

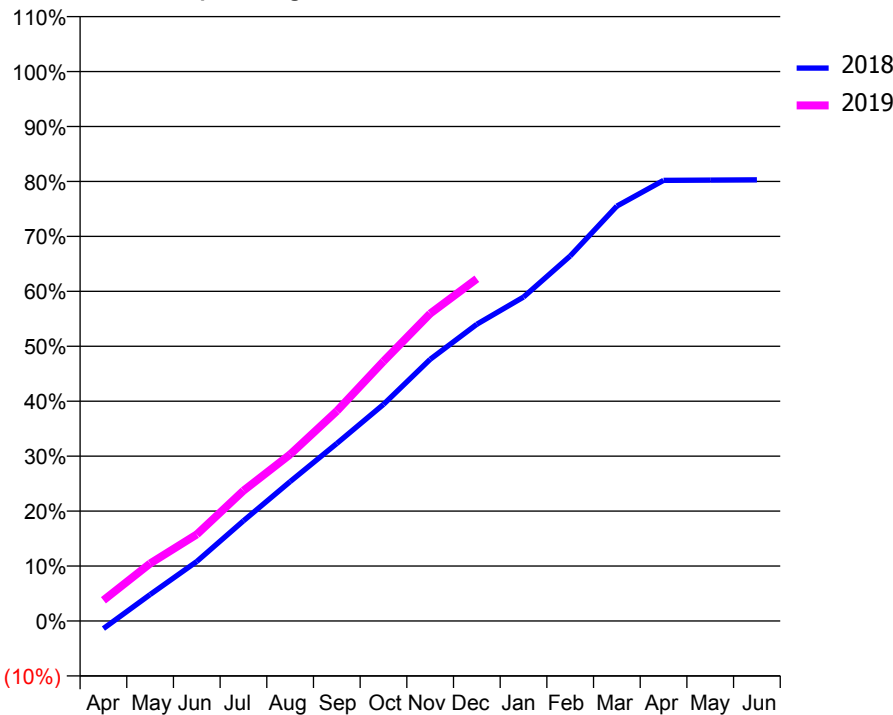
ACCESS*

Patients seen in 24 months	Total	Change since previous quarter
Quarter ending December 2017	11,961	
Quarter ending March 2018	11,906	→
Quarter ending June 2018	11,904	→
Quarter ending September 2018	11,869	→
Quarter ending December 2018	11,926	→
Variance since December 2017	(0.3%)	→



ACTIVITY

Cumulative percentage of contracted UDA delivered 2018 & 2019



Month	Adjusted Scheduled Activity (UDA)	
	2018	2019
April	-528	1,425
May	1,822	3,960
June	4,099	5,970
July	6,906	8,979
August	9,608	11,476
September	12,229	14,468
October	14,924	17,890
November	18,033	21,181
December	20,452	23,583
January	22,323	
February	25,152	
March	28,587	
April	30,363	
May	30,384	
June	30,402	

QUALITY

	Quantity	Base Number	Contract	AT	Region	England
% of FP17s for the same patient ID Re-attending within 3 months - Children	230	2,918	7.9%	9.9%	12.3%	11.8%
% of FP17s for the same patient ID Re-attending within 3 months - Adults	1,499	8,571	17.5%	14.0%	15.8%	15.6%
% of FP17s for the same patient ID Re-attending between 3 & 9 months - Children	1,467	2,918	50.3%	57.3%	60.1%	58.8%
% of FP17s for the same patient ID Re-attending between 3 & 9 months - Adults	3,819	8,571	44.6%	52.7%	53.3%	51.0%
% of FP17s for Band 1 Urgent Courses	1,464	10,374	14.1%	8.1%	9.0%	9.0%
% of FP17s Relating to Free Repair or Replacements	90	10,374	0.9%	1.1%	1.0%	0.8%
% of FP17s Relating to Continuations	85	10,374	0.8%	1.2%	1.0%	0.9%
% of Patients satisfied with the dentistry they have received	2	2	N/A	94.7%	93.8%	93.2%
% of Patients satisfied with the time they had to wait for an appointment	1	2	N/A	91.5%	89.4%	88.3%

* This is based on patients treated on this contract for their most recent course of treatment. Figures in italics indicate the base number of FP17s or Patient Questionnaire responses are less than 100. N/A is shown where the base number of responses is less than 10 during the period. % is calculated as Quantity/Base number*100

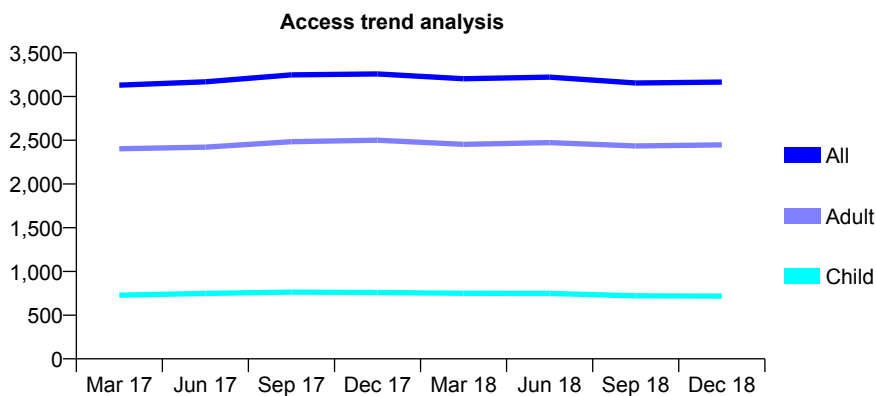
Q49 - Vital Signs At a Glance Contract Report for 762083/0002 - December 2018

Name or company name	MR SU CHOCHAN
Contract type name	GDS Contract
Purpose of contract	General and Orthodontic
Contract start date	01/12/2010
Contract end date	

18/19 Contracted general activity (UDA)	13,500
Carry forward general activity (UDA)	-175
18/19 Contracted orthodontic activity (UOA)	0
Carry forward orthodontic activity (UOA)	0
Baseline contract value	£386,029.01

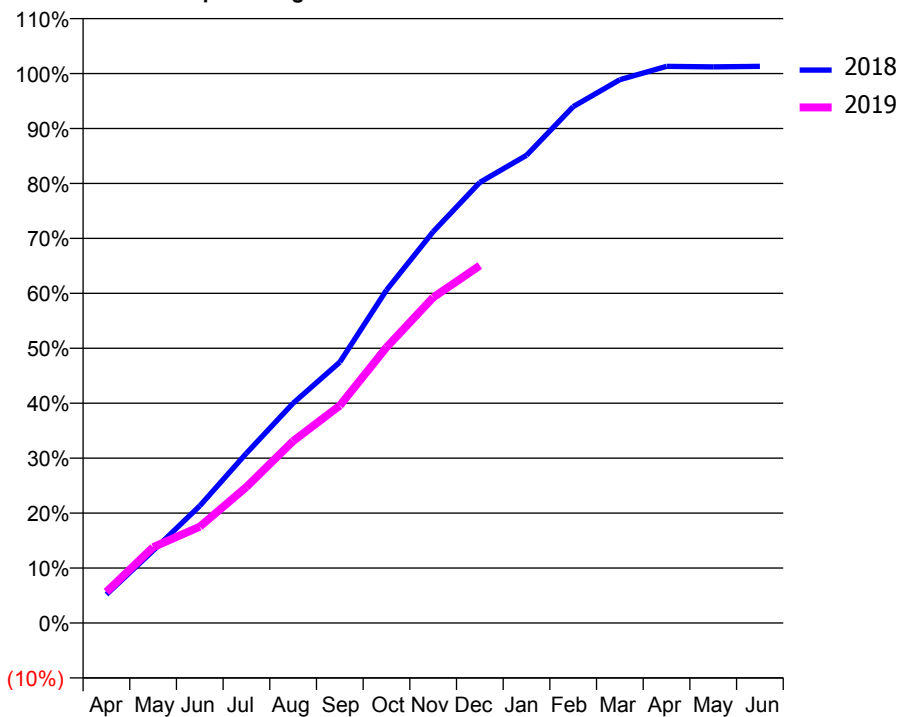
ACCESS*

Patients seen in 24 months	Total	Change since previous quarter
Quarter ending December 2017	3,259	
Quarter ending March 2018	3,203	↓
Quarter ending June 2018	3,221	→
Quarter ending September 2018	3,154	↓
Quarter ending December 2018	3,165	→
Variance since December 2017	(2.9%)	↓



ACTIVITY

Cumulative percentage of contracted UDA delivered 2018 & 2019



Month	Adjusted Scheduled Activity (UDA)	
	2018	2019
April	702	764
May	1,778	1,864
June	2,877	2,366
July	4,172	3,345
August	5,399	4,470
September	6,410	5,343
October	8,178	6,773
November	9,613	8,000
December	10,825	8,783
January	11,491	
February	12,686	
March	13,347	
April	13,674	
May	13,662	
June	13,675	

QUALITY

	Quantity	Base Number	Contract	AT	Region	England
% of FP17s for the same patient ID Re-attending within 3 months - Children	47	677	6.9%	9.9%	12.3%	11.8%
% of FP17s for the same patient ID Re-attending within 3 months - Adults	469	2,526	18.6%	14.0%	15.8%	15.6%
% of FP17s for the same patient ID Re-attending between 3 & 9 months - Children	370	677	54.7%	57.3%	60.1%	58.8%
% of FP17s for the same patient ID Re-attending between 3 & 9 months - Adults	1,239	2,526	49.0%	52.7%	53.3%	51.0%
% of FP17s for Band 1 Urgent Courses	355	3,101	11.4%	8.1%	9.0%	9.0%
% of FP17s Relating to Free Repair or Replacements	52	3,101	1.7%	1.1%	1.0%	0.8%
% of FP17s Relating to Continuations	78	3,101	2.5%	1.2%	1.0%	0.9%
% of Patients satisfied with the dentistry they have received	4	4	N/A	94.7%	93.8%	93.2%
% of Patients satisfied with the time they had to wait for an appointment	4	4	N/A	91.5%	89.4%	88.3%

* This is based on patients treated on this contract for their most recent course of treatment. Figures in italics indicate the base number of FP17s or Patient Questionnaire responses are less than 100. N/A is shown where the base number of responses is less than 10 during the period. % is calculated as Quantity/Base number*100

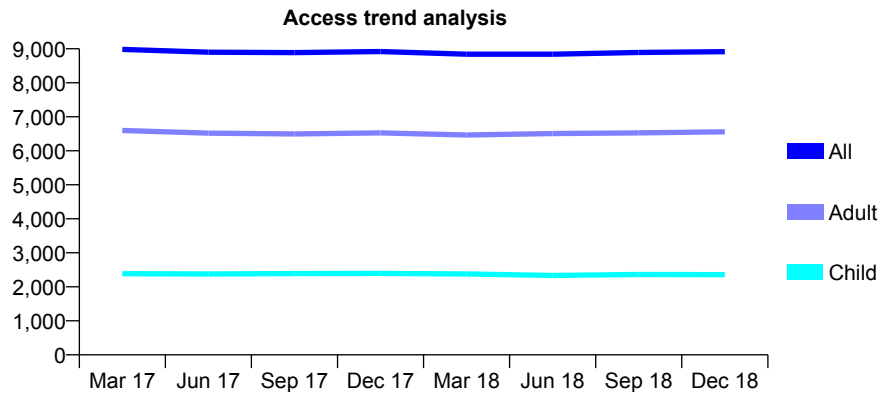
Q49 - Vital Signs At a Glance Contract Report for 766747/0001 - December 2018

Name or company name	MR S BEDI
Contract type name	GDS Contract
Purpose of contract	General and Orthodontic
Contract start date	01/04/2006
Contract end date	

18/19 Contracted general activity (UDA)	25,485
Carry forward general activity (UDA)	0
18/19 Contracted orthodontic activity (UOA)	0
Carry forward orthodontic activity (UOA)	0
Baseline contract value	£673,621.54

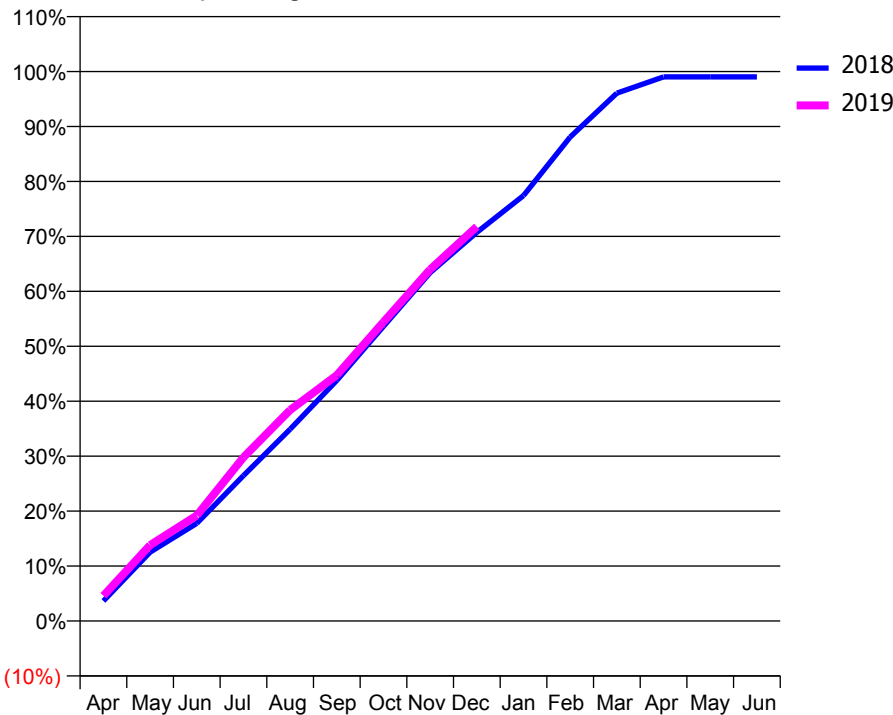
ACCESS*

Patients seen in 24 months	Total	Change since previous quarter
Quarter ending December 2017	8,919	
Quarter ending March 2018	8,841	→
Quarter ending June 2018	8,842	→
Quarter ending September 2018	8,891	→
Quarter ending December 2018	8,917	→
Variance since December 2017	(0.0%)	→



ACTIVITY

Cumulative percentage of contracted UDA delivered 2018 & 2019



Month	Adjusted Scheduled Activity (UDA)	
	2018	2019
April	933	1,171
May	3,197	3,524
June	4,532	4,893
July	6,745	7,594
August	8,895	9,785
September	11,161	11,403
October	13,666	13,871
November	16,156	16,304
December	18,025	18,288
January	19,731	
February	22,448	
March	24,482	
April	25,237	
May	25,238	
June	25,238	

QUALITY

	Quantity	Base Number	Contract	AT	Region	England
% of FP17s for the same patient ID Re-attending within 3 months - Children	148	2,363	6.3%	9.9%	12.3%	11.8%
% of FP17s for the same patient ID Re-attending within 3 months - Adults	913	6,629	13.8%	14.0%	15.8%	15.6%
% of FP17s for the same patient ID Re-attending between 3 & 9 months - Children	1,270	2,363	53.7%	57.3%	60.1%	58.8%
% of FP17s for the same patient ID Re-attending between 3 & 9 months - Adults	3,342	6,629	50.4%	52.7%	53.3%	51.0%
% of FP17s for Band 1 Urgent Courses	580	8,401	6.9%	8.1%	9.0%	9.0%
% of FP17s Relating to Free Repair or Replacements	76	8,401	0.9%	1.1%	1.0%	0.8%
% of FP17s Relating to Continuations	140	8,401	1.7%	1.2%	1.0%	0.9%
% of Patients satisfied with the dentistry they have received	4	5	N/A	94.7%	93.8%	93.2%
% of Patients satisfied with the time they had to wait for an appointment	4	5	N/A	91.5%	89.4%	88.3%

* This is based on patients treated on this contract for their most recent course of treatment. Figures in italics indicate the base number of FP17s or Patient Questionnaire responses are less than 100. N/A is shown where the base number of responses is less than 10 during the period. % is calculated as Quantity/Base number*100

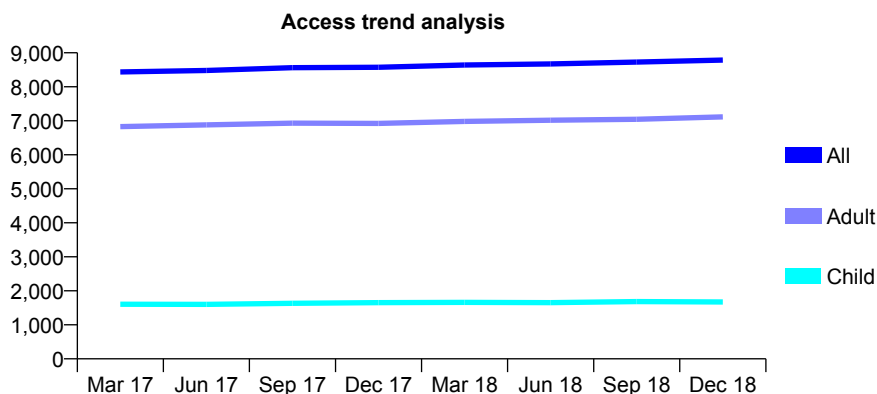
Q49 - Vital Signs At a Glance Contract Report for 767514/0001 - December 2018

Name or company name	MISS KE BOOTH
Contract type name	GDS Contract
Purpose of contract	General and Orthodontic
Contract start date	01/04/2006
Contract end date	

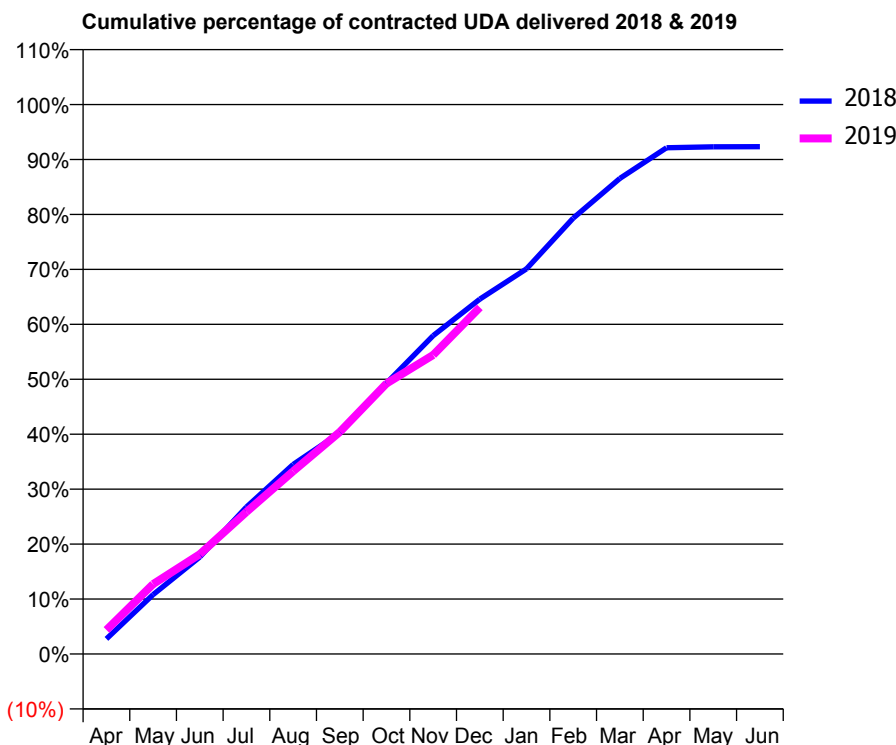
18/19 Contracted general activity (UDA)	25,201
Carry forward general activity (UDA)	0
18/19 Contracted orthodontic activity (UOA)	220
Carry forward orthodontic activity (UOA)	0
Baseline contract value	£574,184.90

ACCESS*

Patients seen in 24 months	Total	Change since previous quarter
Quarter ending December 2017	8,576	
Quarter ending March 2018	8,641	→
Quarter ending June 2018	8,671	→
Quarter ending September 2018	8,727	→
Quarter ending December 2018	8,786	→
Variance since December 2017	2.4%	↑



ACTIVITY



Month	Adjusted Scheduled Activity (UDA)	
	2018	2019
April	692	1,101
May	2,725	3,210
June	4,449	4,576
July	6,743	6,514
August	8,693	8,381
September	10,141	10,184
October	12,422	12,402
November	14,598	13,715
December	16,275	15,896
January	17,662	
February	19,991	
March	21,814	
April	23,220	
May	23,263	
June	23,264	

QUALITY

	Quantity	Base Number	Contract	AT	Region	England
% of FP17s for the same patient ID Re-attending within 3 months - Children	134	1,982	6.8%	9.9%	12.3%	11.8%
% of FP17s for the same patient ID Re-attending within 3 months - Adults	1,538	8,174	18.8%	14.0%	15.8%	15.6%
% of FP17s for the same patient ID Re-attending between 3 & 9 months - Children	1,329	1,982	67.1%	57.3%	60.1%	58.8%
% of FP17s for the same patient ID Re-attending between 3 & 9 months - Adults	4,570	8,174	55.9%	52.7%	53.3%	51.0%
% of FP17s for Band 1 Urgent Courses	869	9,082	9.6%	8.1%	9.0%	9.0%
% of FP17s Relating to Free Repair or Replacements	90	9,082	1.0%	1.1%	1.0%	0.8%
% of FP17s Relating to Continuations	59	9,082	0.6%	1.2%	1.0%	0.9%
% of Patients satisfied with the dentistry they have received	9	11	81.8%	94.7%	93.8%	93.2%
% of Patients satisfied with the time they had to wait for an appointment	10	11	90.9%	91.5%	89.4%	88.3%

* This is based on patients treated on this contract for their most recent course of treatment. Figures in italics indicate the base number of FP17s or Patient Questionnaire responses are less than 100. N/A is shown where the base number of responses is less than 10 during the period. % is calculated as Quantity/Base number*100

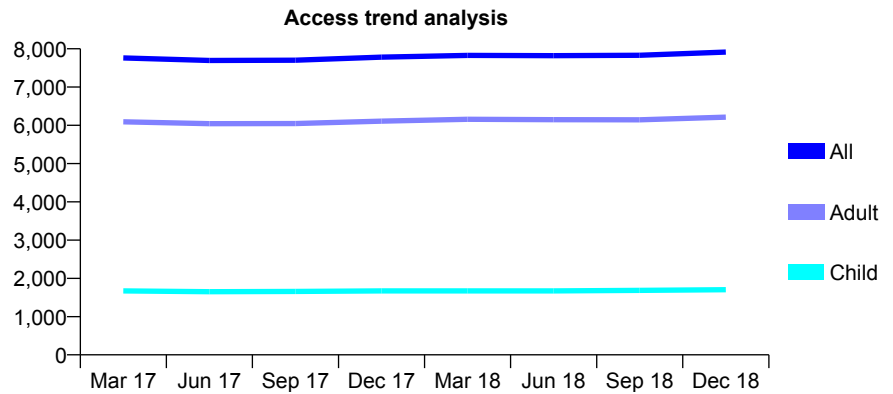
Q49 - Vital Signs At a Glance Contract Report for 768820/0001 - December 2018

Name or company name	MRS S HYDER
Contract type name	GDS Contract
Purpose of contract	General
Contract start date	01/10/2008
Contract end date	

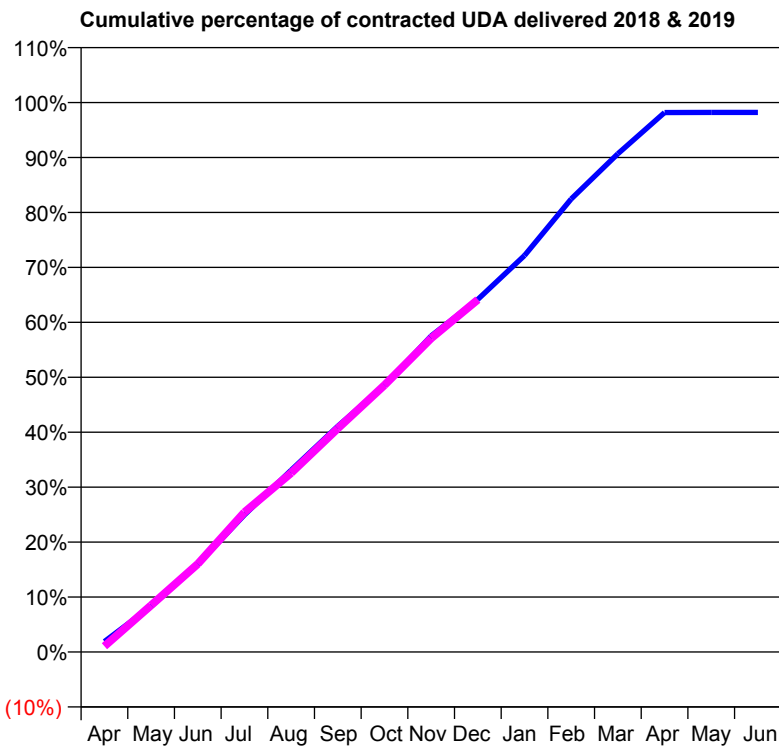
18/19 Contracted general activity (UDA)	21,792
Carry forward general activity (UDA)	394
18/19 Contracted orthodontic activity (UOA)	0
Carry forward orthodontic activity (UOA)	0
Baseline contract value	£530,281.59

ACCESS*

Patients seen in 24 months	Total	Change since previous quarter
Quarter ending December 2017	7,781	
Quarter ending March 2018	7,828	→
Quarter ending June 2018	7,821	→
Quarter ending September 2018	7,830	→
Quarter ending December 2018	7,914	→
Variance since December 2017	1.7%	→



ACTIVITY



Month	Adjusted Scheduled Activity (UDA)	
	2018	2019
April	415	229
May	1,813	1,852
June	3,481	3,495
July	5,439	5,543
August	7,208	7,099
September	8,956	8,863
October	10,574	10,587
November	12,535	12,438
December	13,982	13,973
January	15,726	
February	17,969	
March	19,760	
April	21,396	
May	21,398	
June	21,398	

QUALITY

	Quantity	Base Number	Contract	AT	Region	England
% of FP17s for the same patient ID Re-attending within 3 months - Children	153	2,037	7.5%	9.9%	12.3%	11.8%
% of FP17s for the same patient ID Re-attending within 3 months - Adults	982	6,993	14.0%	14.0%	15.8%	15.6%
% of FP17s for the same patient ID Re-attending between 3 & 9 months - Children	1,279	2,037	62.8%	57.3%	60.1%	58.8%
% of FP17s for the same patient ID Re-attending between 3 & 9 months - Adults	4,209	6,993	60.2%	52.7%	53.3%	51.0%
% of FP17s for Band 1 Urgent Courses	648	7,654	8.5%	8.1%	9.0%	9.0%
% of FP17s Relating to Free Repair or Replacements	169	7,654	2.2%	1.1%	1.0%	0.8%
% of FP17s Relating to Continuations	58	7,654	0.8%	1.2%	1.0%	0.9%
% of Patients satisfied with the dentistry they have received	3	3	N/A	94.7%	93.8%	93.2%
% of Patients satisfied with the time they had to wait for an appointment	3	3	N/A	91.5%	89.4%	88.3%

* This is based on patients treated on this contract for their most recent course of treatment. Figures in italics indicate the base number of FP17s or Patient Questionnaire responses are less than 100. N/A is shown where the base number of responses is less than 10 during the period. % is calculated as Quantity/Base number*100

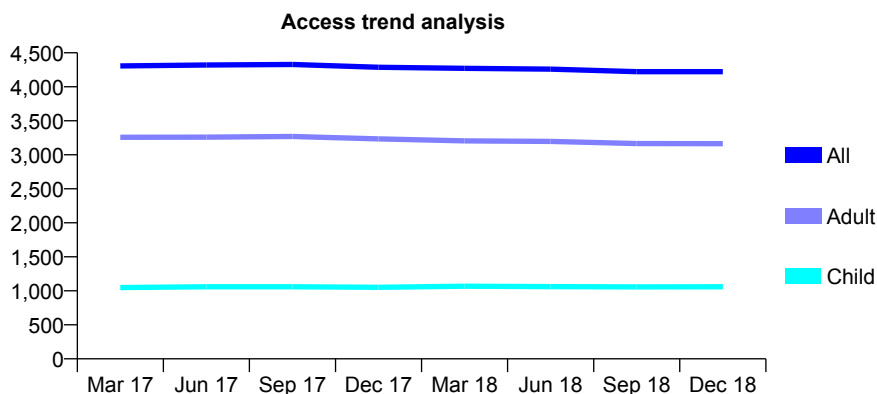
Q49 - Vital Signs At a Glance Contract Report for 784540/0001 - December 2018

Name or company name	JL and VA Gamon
Contract type name	GDS Contract
Purpose of contract	General and Orthodontic
Contract start date	12/04/2009
Contract end date	

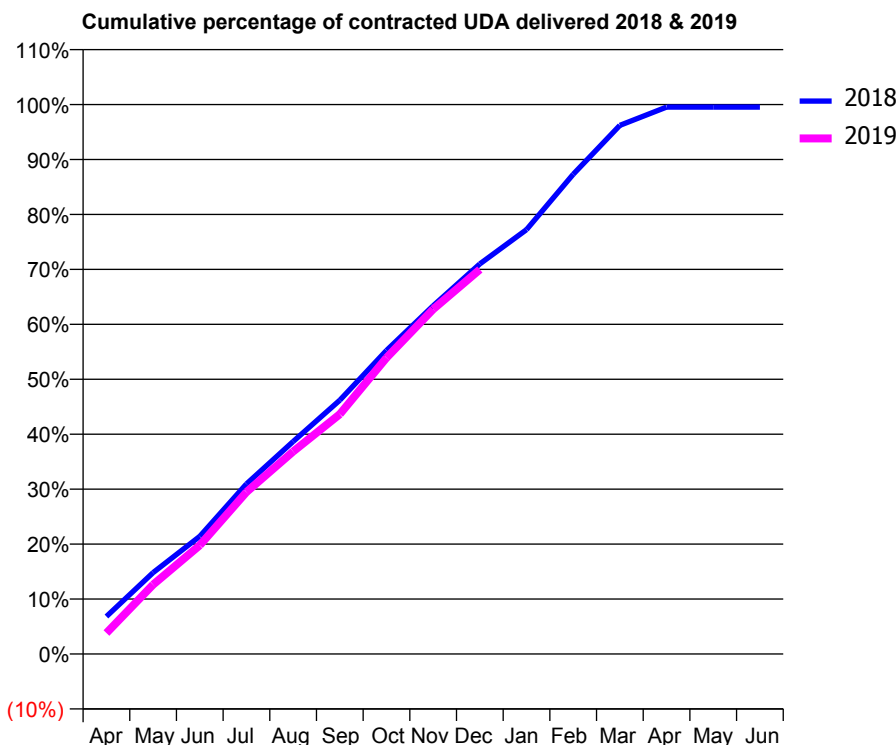
18/19 Contracted general activity (UDA)	13,247
Carry forward general activity (UDA)	62
18/19 Contracted orthodontic activity (UOA)	375
Carry forward orthodontic activity (UOA)	0
Baseline contract value	£325,509.27

ACCESS*

Patients seen in 24 months	Total	Change since previous quarter
Quarter ending December 2017	4,287	
Quarter ending March 2018	4,272	→
Quarter ending June 2018	4,259	→
Quarter ending September 2018	4,223	→
Quarter ending December 2018	4,222	→
Variance since December 2017	(1.5%)	↓



ACTIVITY



Month	Adjusted Scheduled Activity (UDA)	
	2018	2019
April	903	506
May	1,964	1,672
June	2,838	2,620
July	4,100	3,905
August	5,123	4,881
September	6,120	5,781
October	7,319	7,143
November	8,395	8,313
December	9,404	9,270
January	10,231	
February	11,566	
March	12,745	
April	13,185	
May	13,185	
June	13,185	

QUALITY

	Quantity	Base Number	Contract	AT	Region	England
% of FP17s for the same patient ID Re-attending within 3 months - Children	137	1,202	11.4%	9.9%	12.3%	11.8%
% of FP17s for the same patient ID Re-attending within 3 months - Adults	424	3,100	13.7%	14.0%	15.8%	15.6%
% of FP17s for the same patient ID Re-attending between 3 & 9 months - Children	695	1,202	57.8%	57.3%	60.1%	58.8%
% of FP17s for the same patient ID Re-attending between 3 & 9 months - Adults	1,576	3,100	50.8%	52.7%	53.3%	51.0%
% of FP17s for Band 1 Urgent Courses	291	4,073	7.1%	8.1%	9.0%	9.0%
% of FP17s Relating to Free Repair or Replacements	28	4,073	0.7%	1.1%	1.0%	0.8%
% of FP17s Relating to Continuations	73	4,073	1.8%	1.2%	1.0%	0.9%
% of Patients satisfied with the dentistry they have received	1	1	N/A	94.7%	93.8%	93.2%
% of Patients satisfied with the time they had to wait for an appointment	1	1	N/A	91.5%	89.4%	88.3%

* This is based on patients treated on this contract for their most recent course of treatment. Figures in italics indicate the base number of FP17s or Patient Questionnaire responses are less than 100. N/A is shown where the base number of responses is less than 10 during the period. % is calculated as Quantity/Base number*100

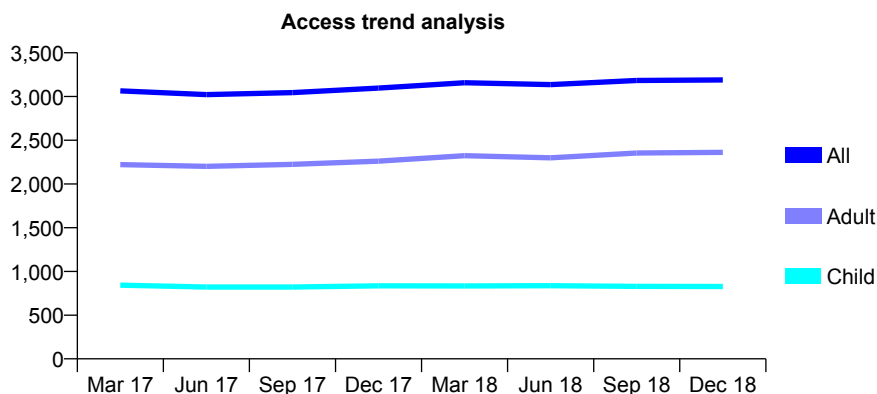
Q49 - Vital Signs At a Glance Contract Report for 789348/0001 - December 2018

Name or company name	MR B MOHRI
Contract type name	GDS Contract
Purpose of contract	General
Contract start date	01/01/2015
Contract end date	

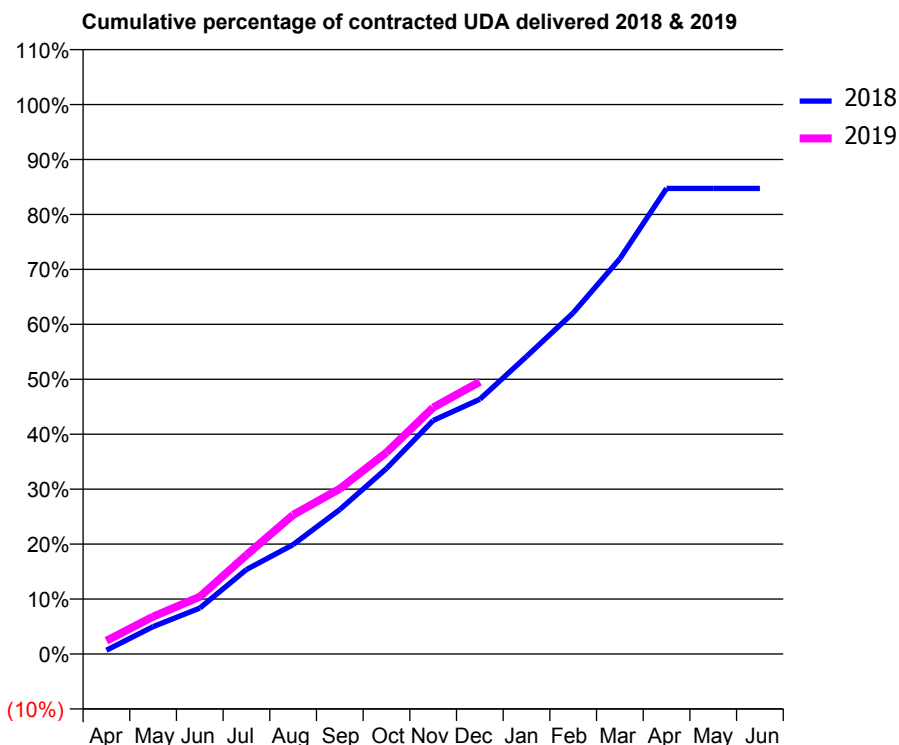
18/19 Contracted general activity (UDA)	11,409
Carry forward general activity (UDA)	0
18/19 Contracted orthodontic activity (UOA)	0
Carry forward orthodontic activity (UOA)	0
Baseline contract value	£251,664.72

ACCESS*

Patients seen in 24 months	Total	Change since previous quarter
Quarter ending December 2017	3,096	
Quarter ending March 2018	3,157	→
Quarter ending June 2018	3,136	→
Quarter ending September 2018	3,183	→
Quarter ending December 2018	3,189	→
Variance since December 2017	3.0%	↑



ACTIVITY



Month	Adjusted Scheduled Activity (UDA)	
	2018	2019
April	80	276
May	570	777
June	953	1,190
July	1,755	2,056
August	2,272	2,890
September	2,999	3,432
October	3,854	4,185
November	4,850	5,117
December	5,291	5,651
January	6,179	
February	7,082	
March	8,209	
April	9,665	
May	9,665	
June	9,665	

QUALITY

	Quantity	Base Number	Contract	AT	Region	England
% of FP17s for the same patient ID Re-attending within 3 months - Children	37	699	5.3%	9.9%	12.3%	11.8%
% of FP17s for the same patient ID Re-attending within 3 months - Adults	280	1,893	14.8%	14.0%	15.8%	15.6%
% of FP17s for the same patient ID Re-attending between 3 & 9 months - Children	332	699	47.5%	57.3%	60.1%	58.8%
% of FP17s for the same patient ID Re-attending between 3 & 9 months - Adults	757	1,893	40.0%	52.7%	53.3%	51.0%
% of FP17s for Band 1 Urgent Courses	177	2,191	8.1%	8.1%	9.0%	9.0%
% of FP17s Relating to Free Repair or Replacements	8	2,191	0.4%	1.1%	1.0%	0.8%
% of FP17s Relating to Continuations	12	2,191	0.5%	1.2%	1.0%	0.9%
% of Patients satisfied with the dentistry they have received	1	1	N/A	94.7%	93.8%	93.2%
% of Patients satisfied with the time they had to wait for an appointment	1	1	N/A	91.5%	89.4%	88.3%

* This is based on patients treated on this contract for their most recent course of treatment. Figures in italics indicate the base number of FP17s or Patient Questionnaire responses are less than 100. N/A is shown where the base number of responses is less than 10 during the period. % is calculated as Quantity/Base number*100

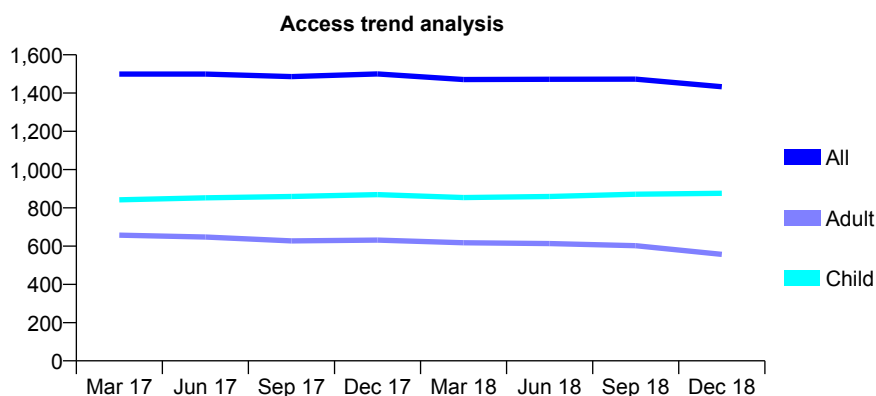
Q49 - Vital Signs At a Glance Contract Report for 804991/0001 - December 2018

Name or company name	Northern Smile
Contract type name	GDS Contract
Purpose of contract	General
Contract start date	01/04/2006
Contract end date	

18/19 Contracted general activity (UDA)	3,405
Carry forward general activity (UDA)	0
18/19 Contracted orthodontic activity (UOA)	0
Carry forward orthodontic activity (UOA)	0
Baseline contract value	£81,499.71

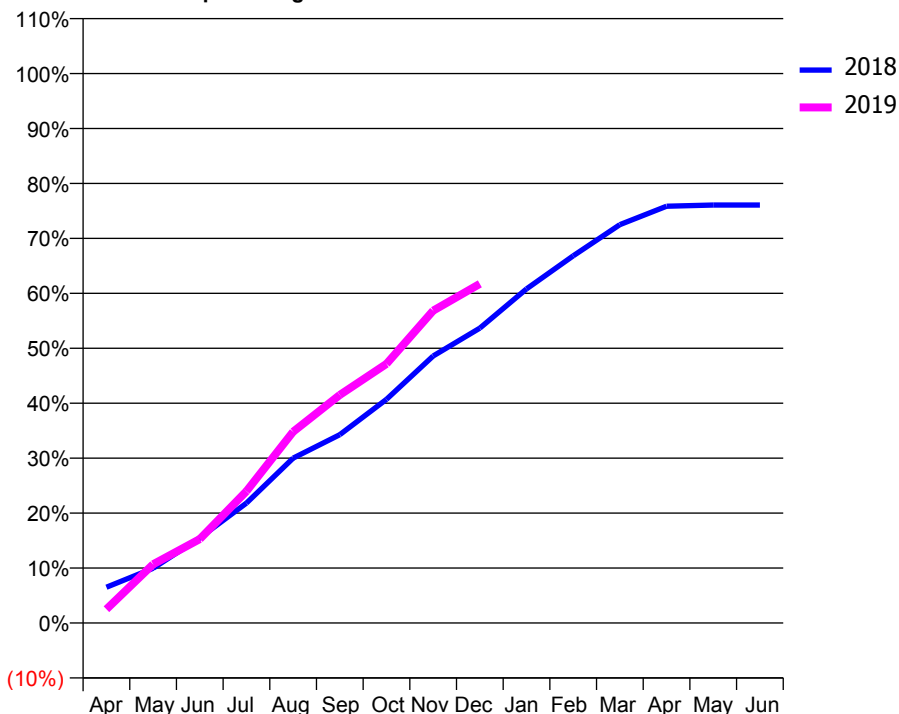
ACCESS*

Patients seen in 24 months	Total	Change since previous quarter
Quarter ending December 2017	1,500	
Quarter ending March 2018	1,471	↓
Quarter ending June 2018	1,472	→
Quarter ending September 2018	1,473	→
Quarter ending December 2018	1,433	↓
Variance since December 2017	(4.5%)	↓



ACTIVITY

Cumulative percentage of contracted UDA delivered 2018 & 2019



Month	Adjusted Scheduled Activity (UDA)	
	2018	2019
April	222	85
May	339	364
June	527	520
July	743	816
August	1,022	1,186
September	1,167	1,413
October	1,386	1,606
November	1,655	1,935
December	1,827	2,102
January	2,070	
February	2,276	
March	2,469	
April	2,583	
May	2,590	
June	2,590	

QUALITY

	Quantity	Base Number	Contract	AT	Region	England
% of FP17s for the same patient ID Re-attending within 3 months - Children	36	886	4.1%	9.9%	12.3%	11.8%
% of FP17s for the same patient ID Re-attending within 3 months - Adults	71	456	15.6%	14.0%	15.8%	15.6%
% of FP17s for the same patient ID Re-attending between 3 & 9 months - Children	494	886	55.8%	57.3%	60.1%	58.8%
% of FP17s for the same patient ID Re-attending between 3 & 9 months - Adults	227	456	49.8%	52.7%	53.3%	51.0%
% of FP17s for Band 1 Urgent Courses	18	1,278	1.4%	8.1%	9.0%	9.0%
% of FP17s Relating to Free Repair or Replacements	2	1,278	0.2%	1.1%	1.0%	0.8%
% of FP17s Relating to Continuations	22	1,278	1.7%	1.2%	1.0%	0.9%
% of Patients satisfied with the dentistry they have received	0	0	N/A	94.7%	93.8%	93.2%
% of Patients satisfied with the time they had to wait for an appointment	0	0	N/A	91.5%	89.4%	88.3%

* This is based on patients treated on this contract for their most recent course of treatment. Figures in italics indicate the base number of FP17s or Patient Questionnaire responses are less than 100. N/A is shown where the base number of responses is less than 10 during the period. % is calculated as Quantity/Base number*100

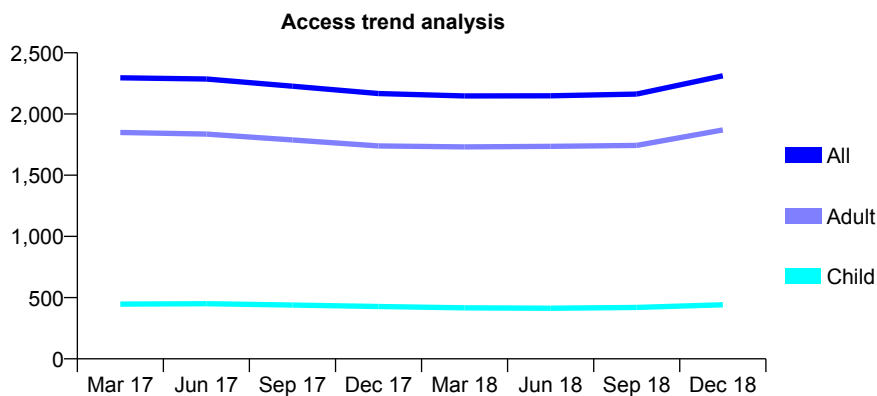
Q49 - Vital Signs At a Glance Contract Report for 808172/0001 - December 2018

Name or company name	Mrs S Kothiwala
Contract type name	GDS Contract
Purpose of contract	General and Orthodontic
Contract start date	01/04/2006
Contract end date	

18/19 Contracted general activity (UDA)	6,797
Carry forward general activity (UDA)	211
18/19 Contracted orthodontic activity (UOA)	0
Carry forward orthodontic activity (UOA)	0
Baseline contract value	£195,172.30

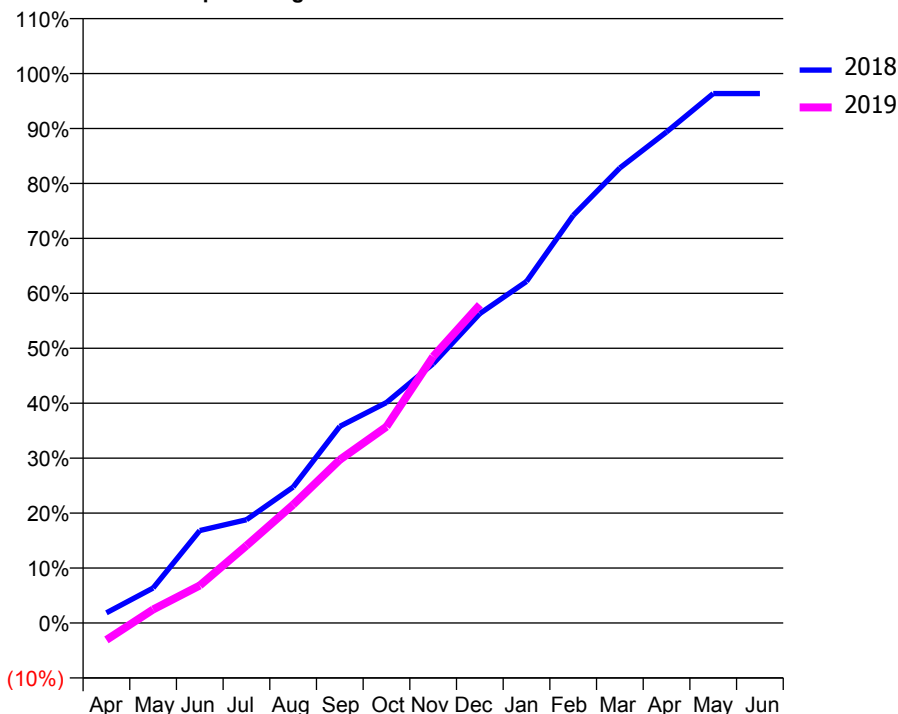
ACCESS*

Patients seen in 24 months	Total	Change since previous quarter
Quarter ending December 2017	2,167	
Quarter ending March 2018	2,148	→
Quarter ending June 2018	2,149	→
Quarter ending September 2018	2,163	→
Quarter ending December 2018	2,312	↑
Variance since December 2017	6.7%	↑



ACTIVITY

Cumulative percentage of contracted UDA delivered 2018 & 2019



Month	Adjusted Scheduled Activity (UDA)	
	2018	2019
April	107	-210
May	369	167
June	976	464
July	1,089	957
August	1,434	1,463
September	2,074	2,020
October	2,325	2,429
November	2,736	3,296
December	3,264	3,936
January	3,604	
February	4,300	
March	4,801	
April	5,181	
May	5,586	
June	5,586	

QUALITY

	Quantity	Base Number	Contract	AT	Region	England
% of FP17s for the same patient ID Re-attending within 3 months - Children	100	621	16.1%	9.9%	12.3%	11.8%
% of FP17s for the same patient ID Re-attending within 3 months - Adults	194	2,121	9.1%	14.0%	15.8%	15.6%
% of FP17s for the same patient ID Re-attending between 3 & 9 months - Children	321	621	51.7%	57.3%	60.1%	58.8%
% of FP17s for the same patient ID Re-attending between 3 & 9 months - Adults	1,229	2,121	57.9%	52.7%	53.3%	51.0%
% of FP17s for Band 1 Urgent Courses	23	2,298	1.0%	8.1%	9.0%	9.0%
% of FP17s Relating to Free Repair or Replacements	15	2,298	0.7%	1.1%	1.0%	0.8%
% of FP17s Relating to Continuations	20	2,298	0.9%	1.2%	1.0%	0.9%
% of Patients satisfied with the dentistry they have received	1	1	N/A	94.7%	93.8%	93.2%
% of Patients satisfied with the time they had to wait for an appointment	1	1	N/A	91.5%	89.4%	88.3%

* This is based on patients treated on this contract for their most recent course of treatment. Figures in italics indicate the base number of FP17s or Patient Questionnaire responses are less than 100. N/A is shown where the base number of responses is less than 10 during the period. % is calculated as Quantity/Base number*100

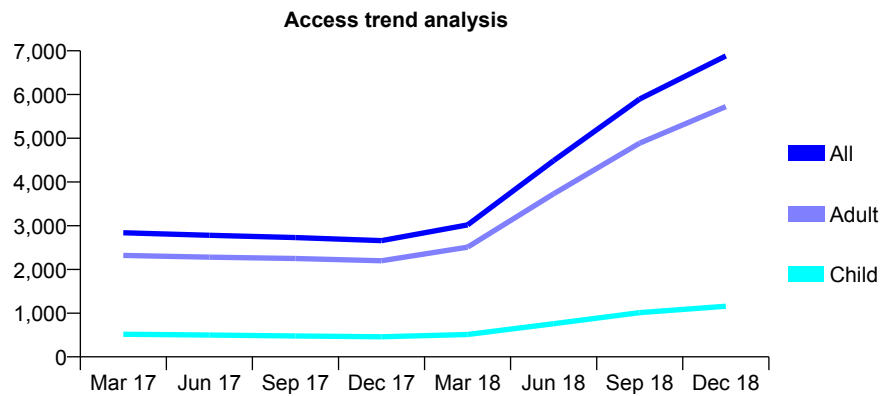
Q49 - Vital Signs At a Glance Contract Report for 813257/0001 - December 2018

Name or company name	The Berwick Dental Practice Partnership
Contract type name	GDS Contract
Purpose of contract	General
Contract start date	01/04/2006
Contract end date	

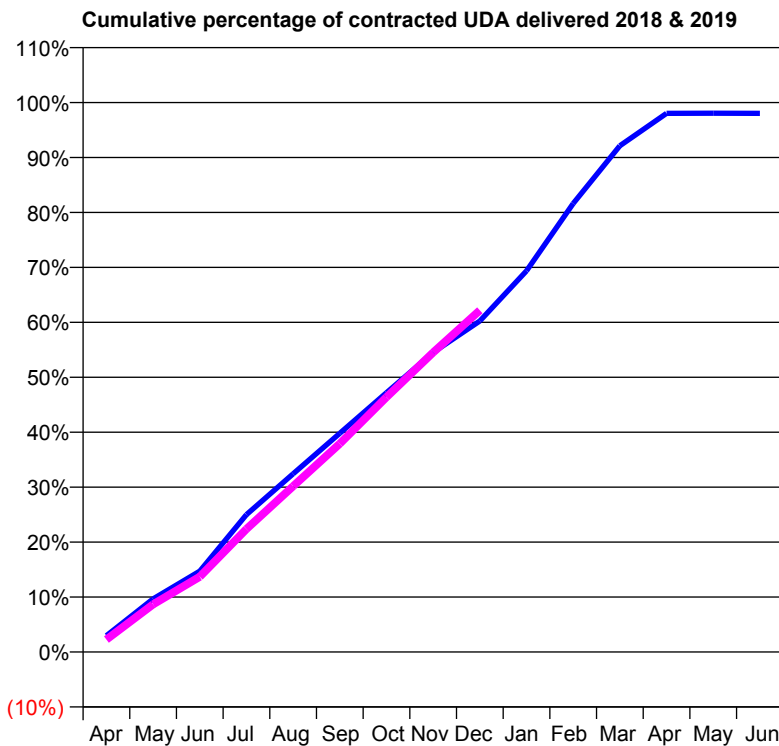
18/19 Contracted general activity (UDA)	29,744
Carry forward general activity (UDA)	122
18/19 Contracted orthodontic activity (UOA)	0
Carry forward orthodontic activity (UOA)	0
Baseline contract value	£731,092.43

ACCESS*

Patients seen in 24 months	Total	Change since previous quarter
Quarter ending December 2017	2,658	
Quarter ending March 2018	3,018	↑
Quarter ending June 2018	4,487	↑
Quarter ending September 2018	5,898	↑
Quarter ending December 2018	6,882	↑
Variance since December 2017	158.9%	↑



ACTIVITY



Month	Adjusted Scheduled Activity (UDA)	
	2018	2019
April	319	674
May	1,038	2,579
June	1,581	4,075
July	2,684	6,662
August	3,482	8,977
September	4,275	11,275
October	5,065	13,799
November	5,854	16,213
December	6,466	18,494
January	7,448	
February	8,764	
March	9,890	
April	10,523	
May	10,526	
June	10,523	

QUALITY

	Quantity	Base Number	Contract	AT	Region	England
% of FP17s for the same patient ID Re-attending within 3 months - Children	71	1,380	5.1%	9.9%	12.3%	11.8%
% of FP17s for the same patient ID Re-attending within 3 months - Adults	870	7,285	11.9%	14.0%	15.8%	15.6%
% of FP17s for the same patient ID Re-attending between 3 & 9 months - Children	459	1,380	33.3%	57.3%	60.1%	58.8%
% of FP17s for the same patient ID Re-attending between 3 & 9 months - Adults	2,548	7,285	35.0%	52.7%	53.3%	51.0%
% of FP17s for Band 1 Urgent Courses	490	8,420	5.8%	8.1%	9.0%	9.0%
% of FP17s Relating to Free Repair or Replacements	82	8,420	1.0%	1.1%	1.0%	0.8%
% of FP17s Relating to Continuations	166	8,420	2.0%	1.2%	1.0%	0.9%
% of Patients satisfied with the dentistry they have received	4	4	N/A	94.7%	93.8%	93.2%
% of Patients satisfied with the time they had to wait for an appointment	4	4	N/A	91.5%	89.4%	88.3%

* This is based on patients treated on this contract for their most recent course of treatment. Figures in italics indicate the base number of FP17s or Patient Questionnaire responses are less than 100. N/A is shown where the base number of responses is less than 10 during the period. % is calculated as Quantity/Base number*100

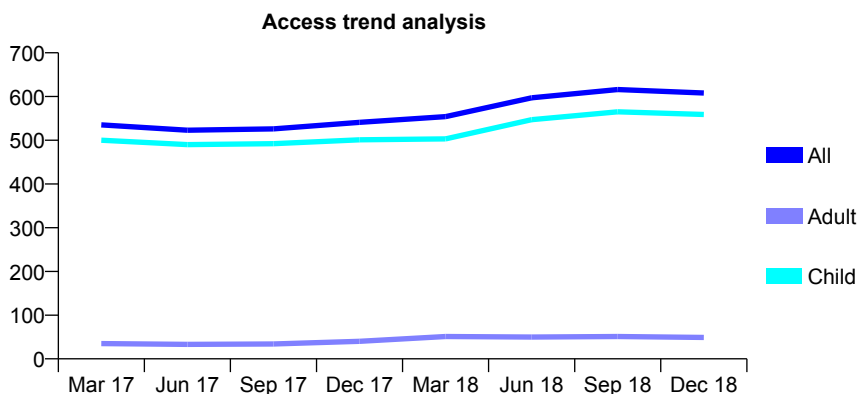
Q49 - Vital Signs At a Glance Contract Report for 814016/0001 - December 2018

Name or company name	MR JW LEIGH
Contract type name	GDS Contract
Purpose of contract	General
Contract start date	01/04/2006
Contract end date	

18/19 Contracted general activity (UDA)	1,250
Carry forward general activity (UDA)	-7
18/19 Contracted orthodontic activity (UOA)	0
Carry forward orthodontic activity (UOA)	0
Baseline contract value	£30,866.82

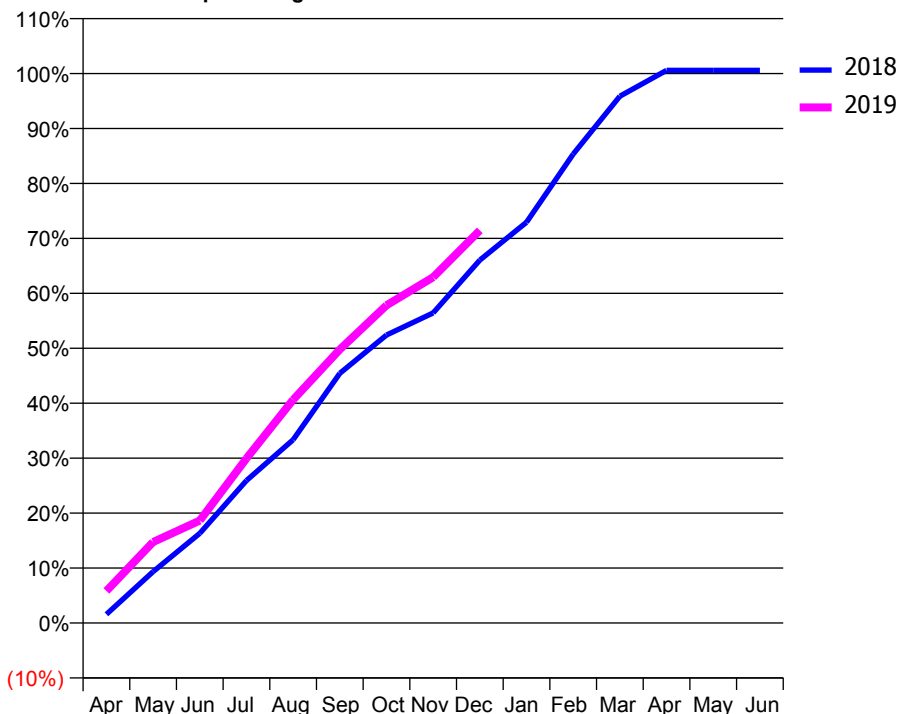
ACCESS*

Patients seen in 24 months	Total	Change since previous quarter
Quarter ending December 2017	541	
Quarter ending March 2018	554	↑
Quarter ending June 2018	597	↑
Quarter ending September 2018	616	↑
Quarter ending December 2018	608	↓
Variance since December 2017	12.4%	↑



ACTIVITY

Cumulative percentage of contracted UDA delivered 2018 & 2019



Month	Adjusted Scheduled Activity (UDA)	
	2018	2019
April	20	73
May	117	184
June	204	233
July	324	375
August	417	508
September	568	622
October	655	723
November	705	787
December	826	893
January	912	
February	1,067	
March	1,198	
April	1,257	
May	1,257	
June	1,257	

QUALITY

	Quantity	Base Number	Contract	AT	Region	England
% of FP17s for the same patient ID Re-attending within 3 months - Children	34	685	5.0%	9.9%	12.3%	11.8%
% of FP17s for the same patient ID Re-attending within 3 months - Adults	0	0	N/A	14.0%	15.8%	15.6%
% of FP17s for the same patient ID Re-attending between 3 & 9 months - Children	431	685	62.9%	57.3%	60.1%	58.8%
% of FP17s for the same patient ID Re-attending between 3 & 9 months - Adults	0	0	N/A	52.7%	53.3%	51.0%
% of FP17s for Band 1 Urgent Courses	11	642	1.7%	8.1%	9.0%	9.0%
% of FP17s Relating to Free Repair or Replacements	0	642	0.0%	1.1%	1.0%	0.8%
% of FP17s Relating to Continuations	0	642	0.0%	1.2%	1.0%	0.9%
% of Patients satisfied with the dentistry they have received	0	0	N/A	94.7%	93.8%	93.2%
% of Patients satisfied with the time they had to wait for an appointment	0	0	N/A	91.5%	89.4%	88.3%

* This is based on patients treated on this contract for their most recent course of treatment. Figures in italics indicate the base number of FP17s or Patient Questionnaire responses are less than 100. N/A is shown where the base number of responses is less than 10 during the period. % is calculated as Quantity/Base number*100

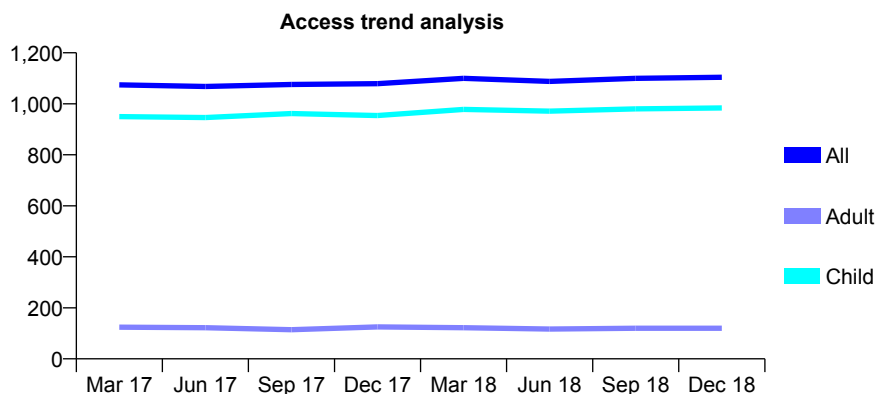
Q49 - Vital Signs At a Glance Contract Report for 817201/0001 - December 2018

Name or company name	MR JB LEWIS
Contract type name	GDS Contract
Purpose of contract	General
Contract start date	01/04/2011
Contract end date	

18/19 Contracted general activity (UDA)	2,408
Carry forward general activity (UDA)	-33
18/19 Contracted orthodontic activity (UOA)	0
Carry forward orthodontic activity (UOA)	0
Baseline contract value	£59,281.24

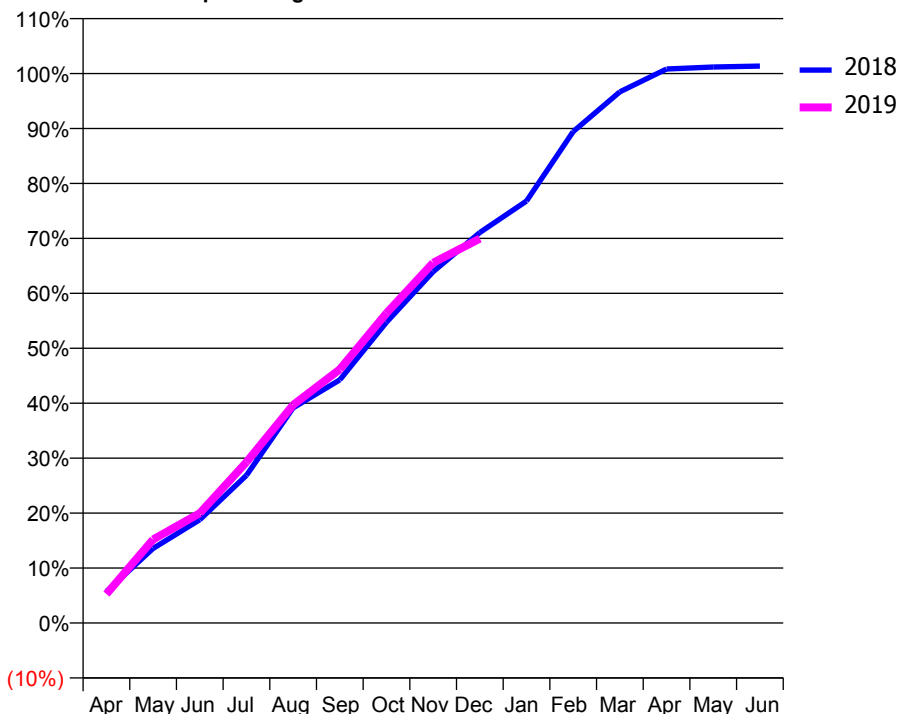
ACCESS*

Patients seen in 24 months	Total	Change since previous quarter
Quarter ending December 2017	1,079	
Quarter ending March 2018	1,100	→
Quarter ending June 2018	1,088	↓
Quarter ending September 2018	1,100	→
Quarter ending December 2018	1,104	→
Variance since December 2017	2.3%	↑



ACTIVITY

Cumulative percentage of contracted UDA delivered 2018 & 2019



Month	Adjusted Scheduled Activity (UDA)	
	2018	2019
April	138	127
May	327	366
June	453	481
July	647	705
August	943	956
September	1,065	1,112
October	1,318	1,358
November	1,539	1,579
December	1,711	1,684
January	1,849	
February	2,154	
March	2,328	
April	2,428	
May	2,437	
June	2,441	

QUALITY

	Quantity	Base Number	Contract	AT	Region	England
% of FP17s for the same patient ID Re-attending within 3 months - Children	145	1,271	11.4%	9.9%	12.3%	11.8%
% of FP17s for the same patient ID Re-attending within 3 months - Adults	0	0	N/A	14.0%	15.8%	15.6%
% of FP17s for the same patient ID Re-attending between 3 & 9 months - Children	863	1,271	67.9%	57.3%	60.1%	58.8%
% of FP17s for the same patient ID Re-attending between 3 & 9 months - Adults	0	0	N/A	52.7%	53.3%	51.0%
% of FP17s for Band 1 Urgent Courses	47	1,188	4.0%	8.1%	9.0%	9.0%
% of FP17s Relating to Free Repair or Replacements	0	1,188	0.0%	1.1%	1.0%	0.8%
% of FP17s Relating to Continuations	0	1,188	0.0%	1.2%	1.0%	0.9%
% of Patients satisfied with the dentistry they have received	0	0	N/A	94.7%	93.8%	93.2%
% of Patients satisfied with the time they had to wait for an appointment	0	0	N/A	91.5%	89.4%	88.3%

* This is based on patients treated on this contract for their most recent course of treatment. Figures in italics indicate the base number of FP17s or Patient Questionnaire responses are less than 100. N/A is shown where the base number of responses is less than 10 during the period. % is calculated as Quantity/Base number*100

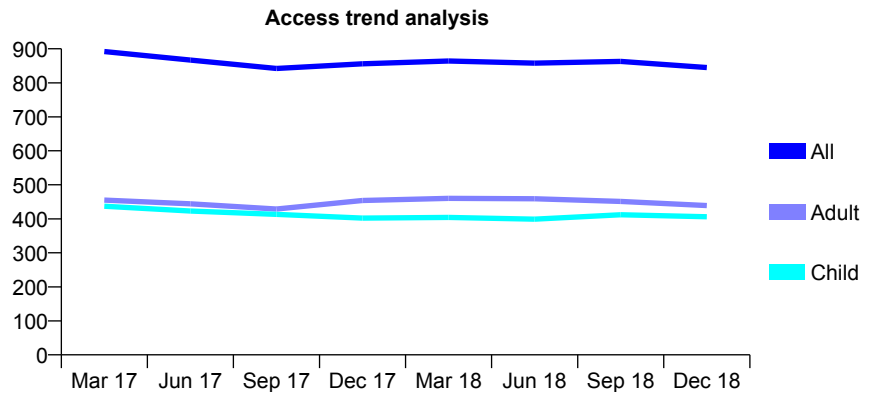
Q49 - Vital Signs At a Glance Contract Report for 819042/0001 - December 2018

Name or company name	Mr D W Thomas
Contract type name	GDS Contract
Purpose of contract	General
Contract start date	01/04/2006
Contract end date	

18/19 Contracted general activity (UDA)	3,200
Carry forward general activity (UDA)	0
18/19 Contracted orthodontic activity (UOA)	0
Carry forward orthodontic activity (UOA)	0
Baseline contract value	£88,969.87

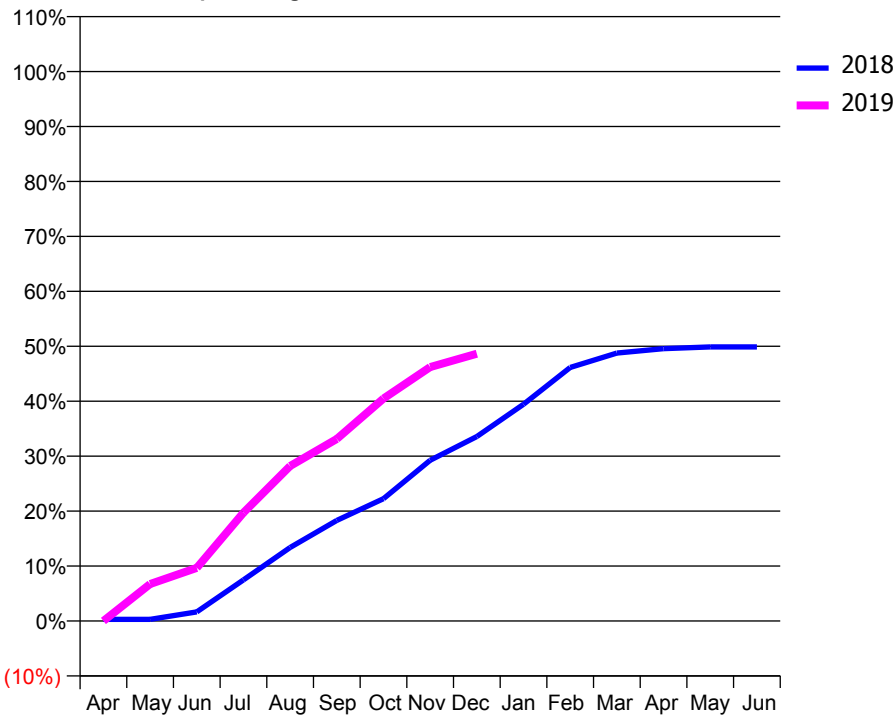
ACCESS*

Patients seen in 24 months	Total	Change since previous quarter
Quarter ending December 2017	856	
Quarter ending March 2018	864	→
Quarter ending June 2018	858	→
Quarter ending September 2018	863	→
Quarter ending December 2018	845	↓
Variance since December 2017	(1.3%)	↓



ACTIVITY

Cumulative percentage of contracted UDA delivered 2018 & 2019



Month	Adjusted Scheduled Activity (UDA)	
	2018	2019
April	10	0
May	10	215
June	53	309
July	239	631
August	428	902
September	586	1,060
October	712	1,296
November	936	1,479
December	1,075	1,557
January	1,262	
February	1,477	
March	1,560	
April	1,586	
May	1,596	
June	1,596	

QUALITY

	Quantity	Base Number	Contract	AT	Region	England
% of FP17s for the same patient ID Re-attending within 3 months - Children	39	526	7.4%	9.9%	12.3%	11.8%
% of FP17s for the same patient ID Re-attending within 3 months - Adults	57	442	12.9%	14.0%	15.8%	15.6%
% of FP17s for the same patient ID Re-attending between 3 & 9 months - Children	342	526	65.0%	57.3%	60.1%	58.8%
% of FP17s for the same patient ID Re-attending between 3 & 9 months - Adults	283	442	64.0%	52.7%	53.3%	51.0%
% of FP17s for Band 1 Urgent Courses	40	945	4.2%	8.1%	9.0%	9.0%
% of FP17s Relating to Free Repair or Replacements	0	945	0.0%	1.1%	1.0%	0.8%
% of FP17s Relating to Continuations	8	945	0.8%	1.2%	1.0%	0.9%
% of Patients satisfied with the dentistry they have received	0	0	N/A	94.7%	93.8%	93.2%
% of Patients satisfied with the time they had to wait for an appointment	0	0	N/A	91.5%	89.4%	88.3%

* This is based on patients treated on this contract for their most recent course of treatment. Figures in italics indicate the base number of FP17s or Patient Questionnaire responses are less than 100. N/A is shown where the base number of responses is less than 10 during the period. % is calculated as Quantity/Base number*100

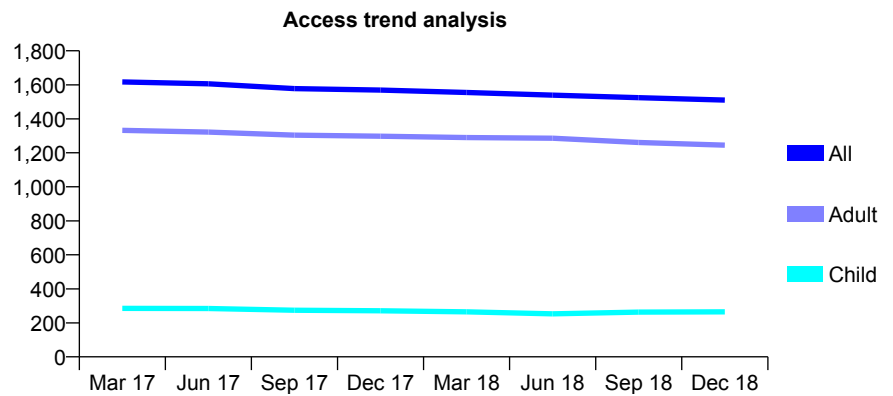
Q49 - Vital Signs At a Glance Contract Report for 826324/0002 - December 2018

Name or company name	MR B SWIFT
Contract type name	GDS Contract
Purpose of contract	General
Contract start date	06/04/2013
Contract end date	

18/19 Contracted general activity (UDA)	6,000
Carry forward general activity (UDA)	0
18/19 Contracted orthodontic activity (UOA)	0
Carry forward orthodontic activity (UOA)	0
Baseline contract value	£142,744.38

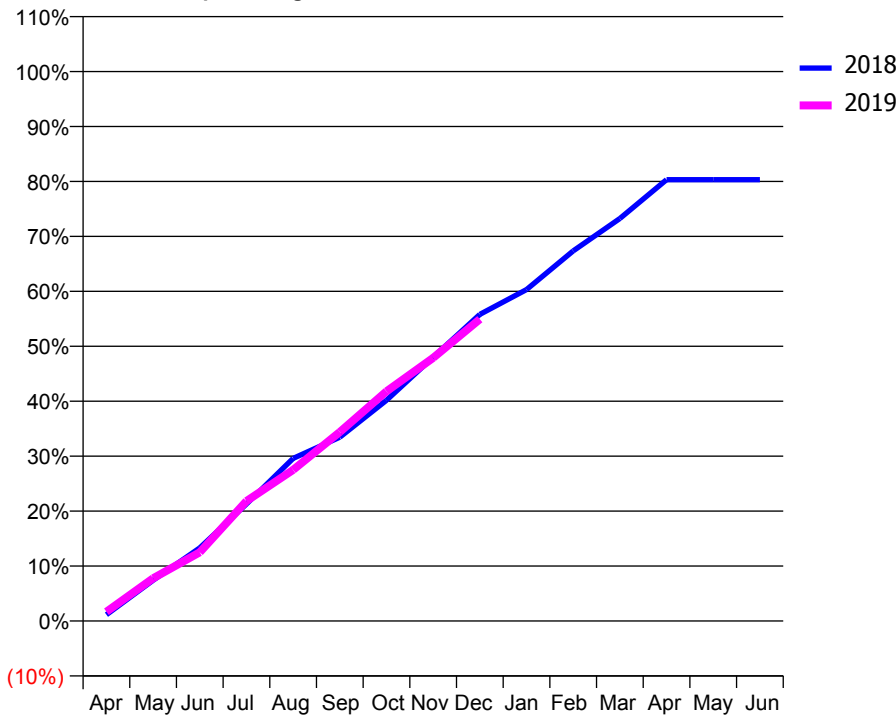
ACCESS*

Patients seen in 24 months	Total	Change since previous quarter
Quarter ending December 2017	1,569	
Quarter ending March 2018	1,555	→
Quarter ending June 2018	1,539	↓
Quarter ending September 2018	1,524	→
Quarter ending December 2018	1,510	→
Variance since December 2017	(3.8%)	↓



ACTIVITY

Cumulative percentage of contracted UDA delivered 2018 & 2019



Month	Adjusted Scheduled Activity (UDA)	
	2018	2019
April	69	101
May	444	466
June	799	750
July	1,277	1,310
August	1,776	1,651
September	2,007	2,064
October	2,411	2,509
November	2,881	2,874
December	3,348	3,296
January	3,619	
February	4,041	
March	4,395	
April	4,819	
May	4,819	
June	4,819	

QUALITY

	Quantity	Base Number	Contract	AT	Region	England
% of FP17s for the same patient ID Re-attending within 3 months - Children	22	293	7.5%	9.9%	12.3%	11.8%
% of FP17s for the same patient ID Re-attending within 3 months - Adults	291	1,623	17.9%	14.0%	15.8%	15.6%
% of FP17s for the same patient ID Re-attending between 3 & 9 months - Children	154	293	52.6%	57.3%	60.1%	58.8%
% of FP17s for the same patient ID Re-attending between 3 & 9 months - Adults	1,090	1,623	67.2%	52.7%	53.3%	51.0%
% of FP17s for Band 1 Urgent Courses	195	1,736	11.2%	8.1%	9.0%	9.0%
% of FP17s Relating to Free Repair or Replacements	31	1,736	1.8%	1.1%	1.0%	0.8%
% of FP17s Relating to Continuations	14	1,736	0.8%	1.2%	1.0%	0.9%
% of Patients satisfied with the dentistry they have received	1	1	N/A	94.7%	93.8%	93.2%
% of Patients satisfied with the time they had to wait for an appointment	1	1	N/A	91.5%	89.4%	88.3%

* This is based on patients treated on this contract for their most recent course of treatment. Figures in italics indicate the base number of FP17s or Patient Questionnaire responses are less than 100. N/A is shown where the base number of responses is less than 10 during the period. % is calculated as Quantity/Base number*100

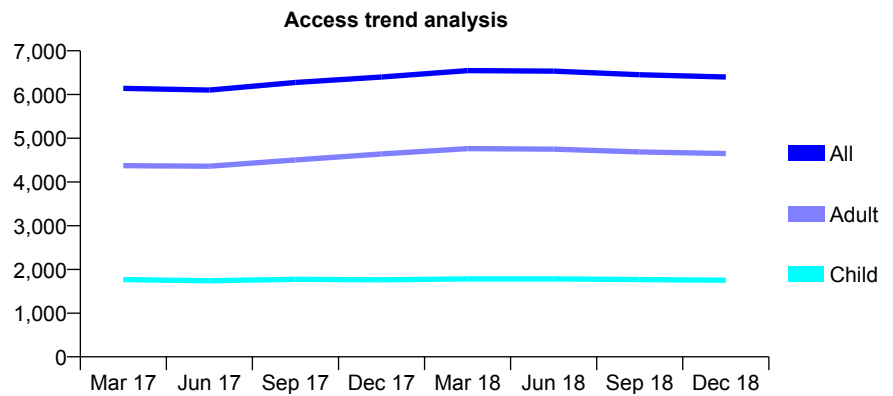
Q49 - Vital Signs At a Glance Contract Report for 829390/0001 - December 2018

Name or company name	MR DA CUNNINGHAM
Contract type name	GDS Contract
Purpose of contract	General
Contract start date	01/04/2006
Contract end date	

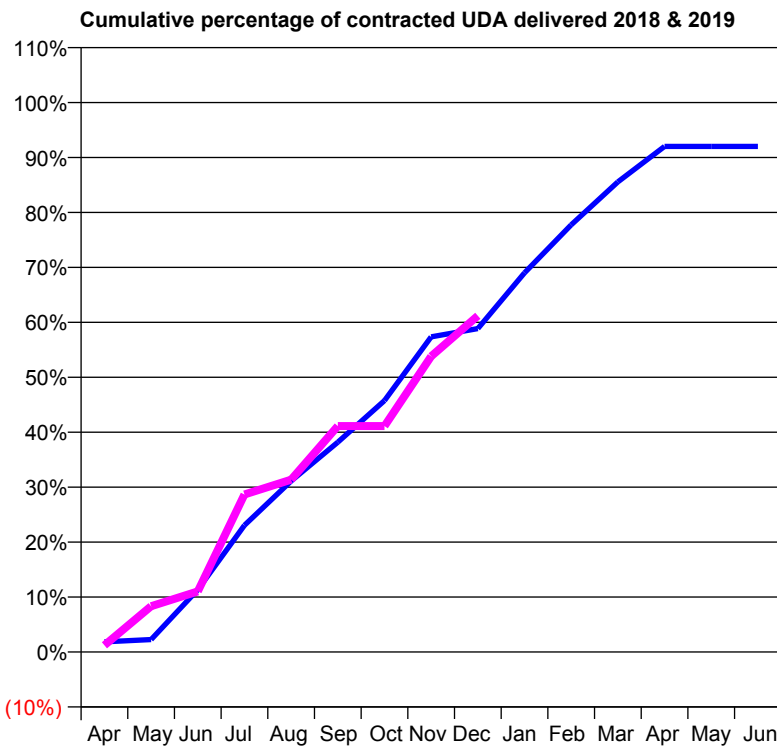
18/19 Contracted general activity (UDA)	17,500
Carry forward general activity (UDA)	0
18/19 Contracted orthodontic activity (UOA)	0
Carry forward orthodontic activity (UOA)	0
Baseline contract value	£397,374.09

ACCESS*

Patients seen in 24 months	Total	Change since previous quarter
Quarter ending December 2017	6,402	
Quarter ending March 2018	6,546	↑
Quarter ending June 2018	6,534	→
Quarter ending September 2018	6,454	↓
Quarter ending December 2018	6,402	→
Variance since December 2017	0.0%	→



ACTIVITY



Month	Adjusted Scheduled Activity (UDA)	
	2018	2019
April	344	214
May	419	1,459
June	2,101	1,931
July	4,266	5,018
August	5,757	5,489
September	7,065	7,195
October	8,463	7,195
November	10,612	9,419
December	10,888	10,709
January	12,766	
February	14,384	
March	15,826	
April	17,020	
May	17,020	
June	17,020	

QUALITY

	Quantity	Base Number	Contract	AT	Region	England
% of FP17s for the same patient ID Re-attending within 3 months - Children	148	2,060	7.2%	9.9%	12.3%	11.8%
% of FP17s for the same patient ID Re-attending within 3 months - Adults	722	5,327	13.6%	14.0%	15.8%	15.6%
% of FP17s for the same patient ID Re-attending between 3 & 9 months - Children	1,349	2,060	65.5%	57.3%	60.1%	58.8%
% of FP17s for the same patient ID Re-attending between 3 & 9 months - Adults	3,590	5,327	67.4%	52.7%	53.3%	51.0%
% of FP17s for Band 1 Urgent Courses	500	6,639	7.5%	8.1%	9.0%	9.0%
% of FP17s Relating to Free Repair or Replacements	37	6,639	0.6%	1.1%	1.0%	0.8%
% of FP17s Relating to Continuations	111	6,639	1.7%	1.2%	1.0%	0.9%
% of Patients satisfied with the dentistry they have received	5	5	N/A	94.7%	93.8%	93.2%
% of Patients satisfied with the time they had to wait for an appointment	4	5	N/A	91.5%	89.4%	88.3%

* This is based on patients treated on this contract for their most recent course of treatment. Figures in italics indicate the base number of FP17s or Patient Questionnaire responses are less than 100. N/A is shown where the base number of responses is less than 10 during the period. % is calculated as Quantity/Base number*100

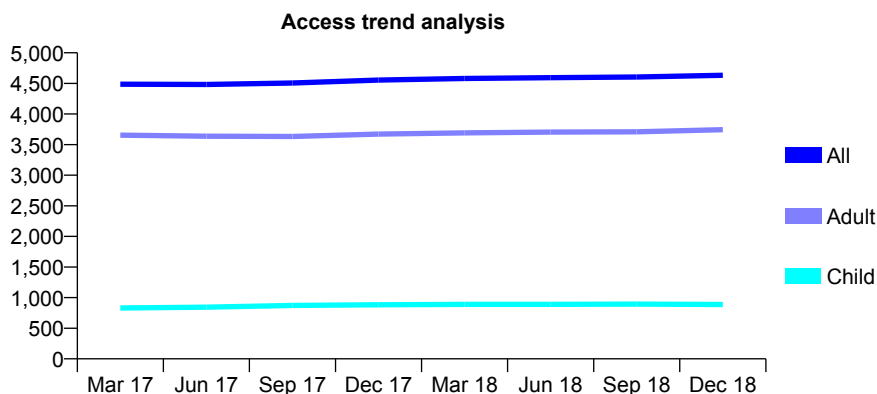
Q49 - Vital Signs At a Glance Contract Report for 830003/0001 - December 2018

Name or company name	MR PJ KNOPS
Contract type name	GDS Contract
Purpose of contract	General
Contract start date	01/04/2006
Contract end date	

18/19 Contracted general activity (UDA)	13,493
Carry forward general activity (UDA)	0
18/19 Contracted orthodontic activity (UOA)	0
Carry forward orthodontic activity (UOA)	0
Baseline contract value	£358,039.55

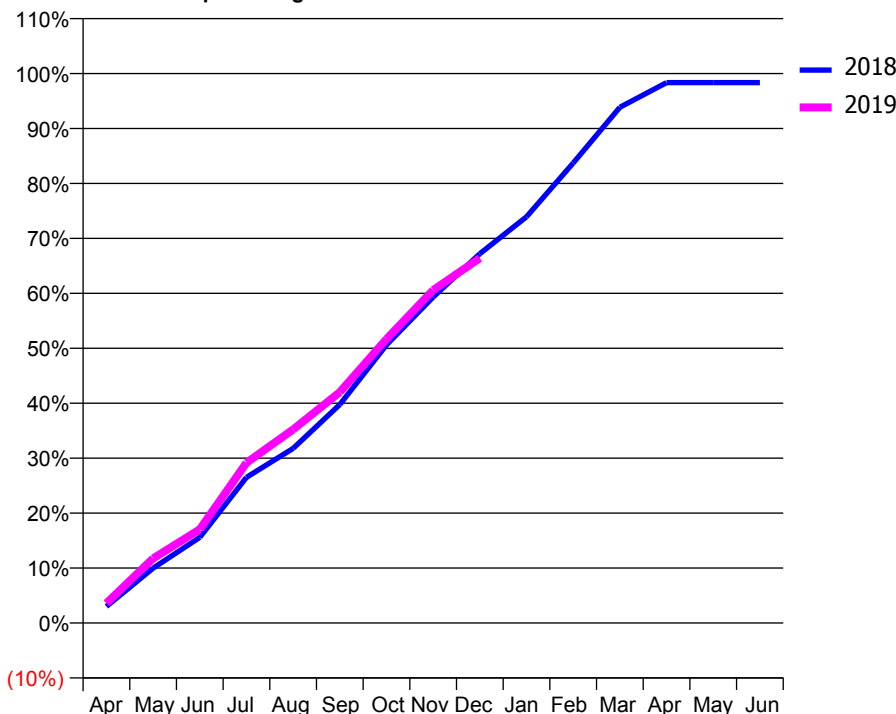
ACCESS*

Patients seen in 24 months	Total	Change since previous quarter
Quarter ending December 2017	4,555	
Quarter ending March 2018	4,580	→
Quarter ending June 2018	4,594	→
Quarter ending September 2018	4,605	→
Quarter ending December 2018	4,633	→
Variance since December 2017	1.7%	→



ACTIVITY

Cumulative percentage of contracted UDA delivered 2018 & 2019



Month	Adjusted Scheduled Activity (UDA)	
	2018	2019
April	408	485
May	1,346	1,585
June	2,105	2,300
July	3,577	3,935
August	4,287	4,751
September	5,365	5,669
October	6,828	6,973
November	8,004	8,176
December	9,067	8,959
January	9,975	
February	11,295	
March	12,665	
April	13,270	
May	13,270	
June	13,270	

QUALITY

	Quantity	Base Number	Contract	AT	Region	England
% of FP17s for the same patient ID Re-attending within 3 months - Children	74	909	8.1%	9.9%	12.3%	11.8%
% of FP17s for the same patient ID Re-attending within 3 months - Adults	561	3,596	15.6%	14.0%	15.8%	15.6%
% of FP17s for the same patient ID Re-attending between 3 & 9 months - Children	490	909	53.9%	57.3%	60.1%	58.8%
% of FP17s for the same patient ID Re-attending between 3 & 9 months - Adults	1,713	3,596	47.6%	52.7%	53.3%	51.0%
% of FP17s for Band 1 Urgent Courses	378	4,155	9.1%	8.1%	9.0%	9.0%
% of FP17s Relating to Free Repair or Replacements	48	4,155	1.2%	1.1%	1.0%	0.8%
% of FP17s Relating to Continuations	84	4,155	2.0%	1.2%	1.0%	0.9%
% of Patients satisfied with the dentistry they have received	1	1	N/A	94.7%	93.8%	93.2%
% of Patients satisfied with the time they had to wait for an appointment	1	1	N/A	91.5%	89.4%	88.3%

* This is based on patients treated on this contract for their most recent course of treatment. Figures in italics indicate the base number of FP17s or Patient Questionnaire responses are less than 100. N/A is shown where the base number of responses is less than 10 during the period. % is calculated as Quantity/Base number*100

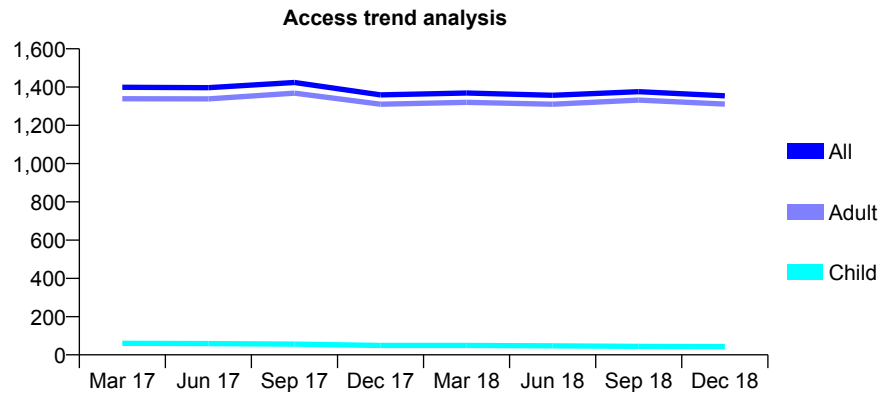
Q49 - Vital Signs At a Glance Contract Report for 830631/0001 - December 2018

Name or company name	MR ME LITTLE
Contract type name	GDS Contract
Purpose of contract	General
Contract start date	01/04/2006
Contract end date	

18/19 Contracted general activity (UDA)	3,674
Carry forward general activity (UDA)	121
18/19 Contracted orthodontic activity (UOA)	0
Carry forward orthodontic activity (UOA)	0
Baseline contract value	£126,355.29

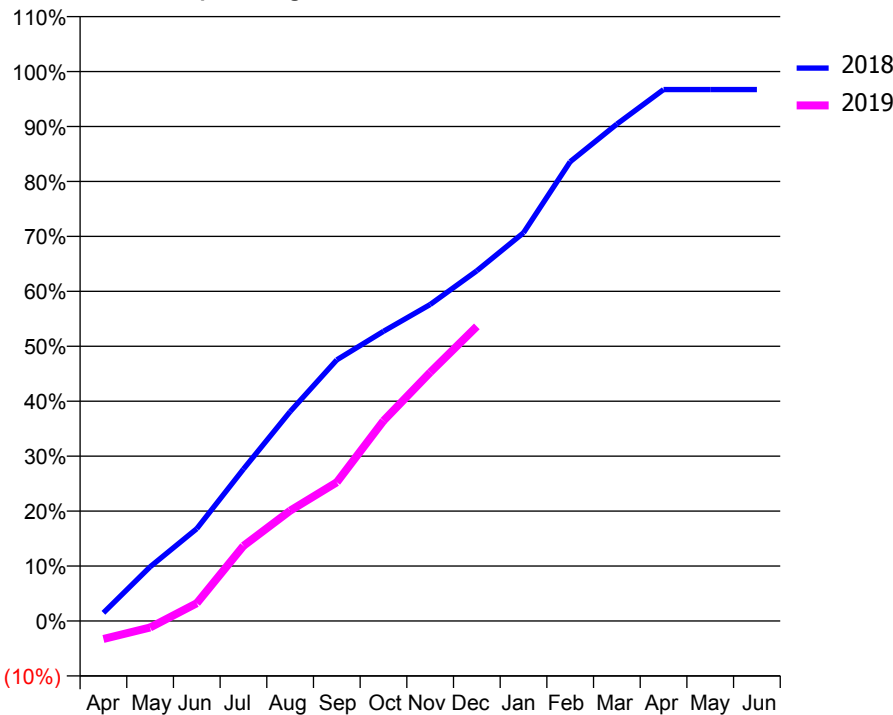
ACCESS*

Patients seen in 24 months	Total	Change since previous quarter
Quarter ending December 2017	1,359	
Quarter ending March 2018	1,369	→
Quarter ending June 2018	1,357	→
Quarter ending September 2018	1,376	→
Quarter ending December 2018	1,354	↓
Variance since December 2017	(0.4%)	→



ACTIVITY

Cumulative percentage of contracted UDA delivered 2018 & 2019



Month	Adjusted Scheduled Activity (UDA)	
	2018	2019
April	55	-121
May	362	-44
June	617	119
July	1,016	502
August	1,400	738
September	1,746	928
October	1,937	1,339
November	2,116	1,662
December	2,342	1,970
January	2,596	
February	3,071	
March	3,322	
April	3,553	
May	3,553	
June	3,553	

QUALITY

	Quantity	Base Number	Contract	AT	Region	England
% of FP17s for the same patient ID Re-attending within 3 months - Children	0	40	0.0%	9.9%	12.3%	11.8%
% of FP17s for the same patient ID Re-attending within 3 months - Adults	21	715	2.9%	14.0%	15.8%	15.6%
% of FP17s for the same patient ID Re-attending between 3 & 9 months - Children	12	40	30.0%	57.3%	60.1%	58.8%
% of FP17s for the same patient ID Re-attending between 3 & 9 months - Adults	201	715	28.1%	52.7%	53.3%	51.0%
% of FP17s for Band 1 Urgent Courses	1	685	0.1%	8.1%	9.0%	9.0%
% of FP17s Relating to Free Repair or Replacements	0	685	0.0%	1.1%	1.0%	0.8%
% of FP17s Relating to Continuations	1	685	0.1%	1.2%	1.0%	0.9%
% of Patients satisfied with the dentistry they have received	1	1	N/A	94.7%	93.8%	93.2%
% of Patients satisfied with the time they had to wait for an appointment	1	1	N/A	91.5%	89.4%	88.3%

* This is based on patients treated on this contract for their most recent course of treatment. Figures in italics indicate the base number of FP17s or Patient Questionnaire responses are less than 100. N/A is shown where the base number of responses is less than 10 during the period. % is calculated as Quantity/Base number*100

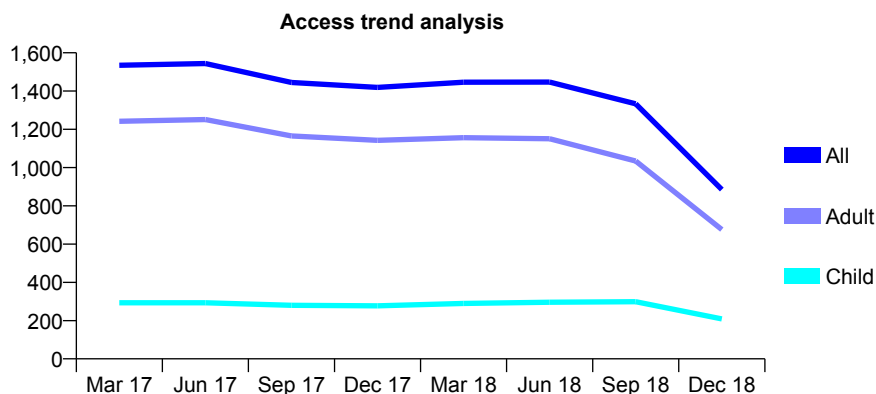
Q49 - Vital Signs At a Glance Contract Report for 833037/0017 - December 2018

Name or company name	MR MA HYDER
Contract type name	PDS Contract
Purpose of contract	General
Contract start date	01/07/2015
Contract end date	31/08/2018

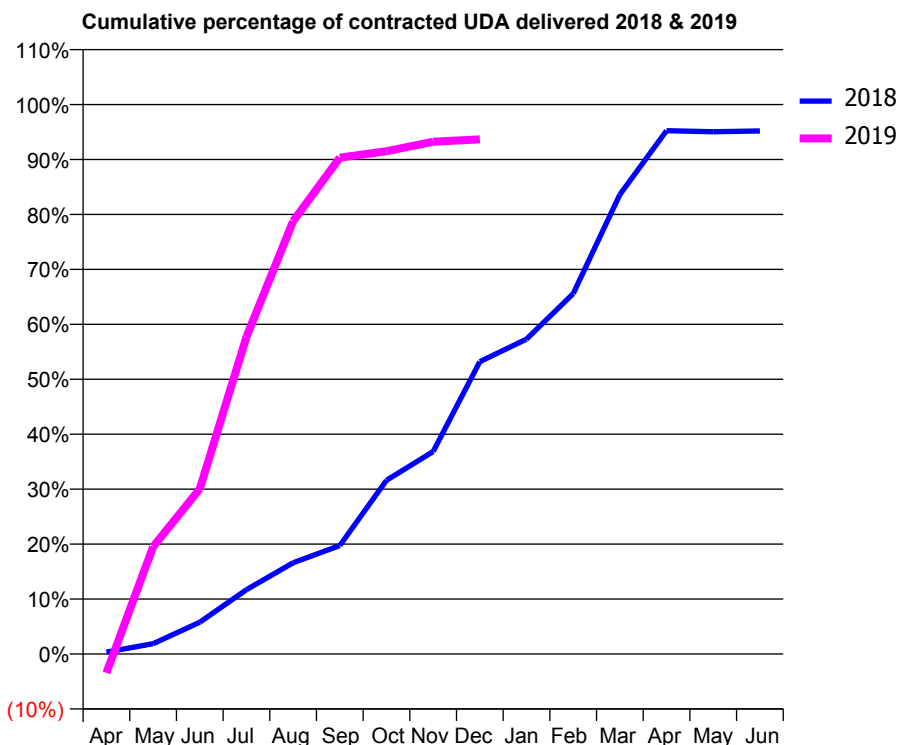
18/19 Contracted general activity (UDA)	1,804
Carry forward general activity (UDA)	140
18/19 Contracted orthodontic activity (UOA)	0
Carry forward orthodontic activity (UOA)	0
Baseline contract value	£45,914.19

ACCESS*

Patients seen in 24 months	Total	Change since previous quarter
Quarter ending December 2017	1,419	
Quarter ending March 2018	1,446	→
Quarter ending June 2018	1,447	→
Quarter ending September 2018	1,333	↓
Quarter ending December 2018	885	↓
Variance since December 2017	(37.6%)	↓



ACTIVITY



Month	Adjusted Scheduled Activity (UDA)	
	2018	2019
April	15	-62
May	82	352
June	250	542
July	507	1,041
August	719	1,421
September	855	1,630
October	1,369	1,651
November	1,596	1,682
December	2,304	1,690
January	2,482	
February	2,839	
March	3,620	
April	4,124	
May	4,115	
June	4,122	

QUALITY

	Quantity	Base Number	Contract	AT	Region	England
% of FP17s for the same patient ID Re-attending within 3 months - Children	19	213	8.9%	9.9%	12.3%	11.8%
% of FP17s for the same patient ID Re-attending within 3 months - Adults	153	640	23.9%	14.0%	15.8%	15.6%
% of FP17s for the same patient ID Re-attending between 3 & 9 months - Children	83	213	39.0%	57.3%	60.1%	58.8%
% of FP17s for the same patient ID Re-attending between 3 & 9 months - Adults	241	640	37.7%	52.7%	53.3%	51.0%
% of FP17s for Band 1 Urgent Courses	133	700	19.0%	8.1%	9.0%	9.0%
% of FP17s Relating to Free Repair or Replacements	15	700	2.1%	1.1%	1.0%	0.8%
% of FP17s Relating to Continuations	0	700	0.0%	1.2%	1.0%	0.9%
% of Patients satisfied with the dentistry they have received	0	0	N/A	94.7%	93.8%	93.2%
% of Patients satisfied with the time they had to wait for an appointment	0	0	N/A	91.5%	89.4%	88.3%

* This is based on patients treated on this contract for their most recent course of treatment. Figures in italics indicate the base number of FP17s or Patient Questionnaire responses are less than 100. N/A is shown where the base number of responses is less than 10 during the period. % is calculated as Quantity/Base number*100

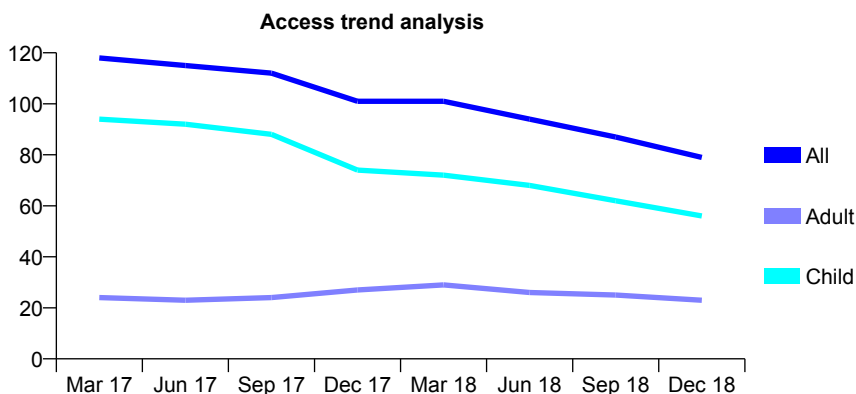
Q49 - Vital Signs At a Glance Contract Report for 833991/0001 - December 2018

Name or company name	MR AG COOPER
Contract type name	GDS Contract
Purpose of contract	General
Contract start date	01/04/2006
Contract end date	31/05/2018

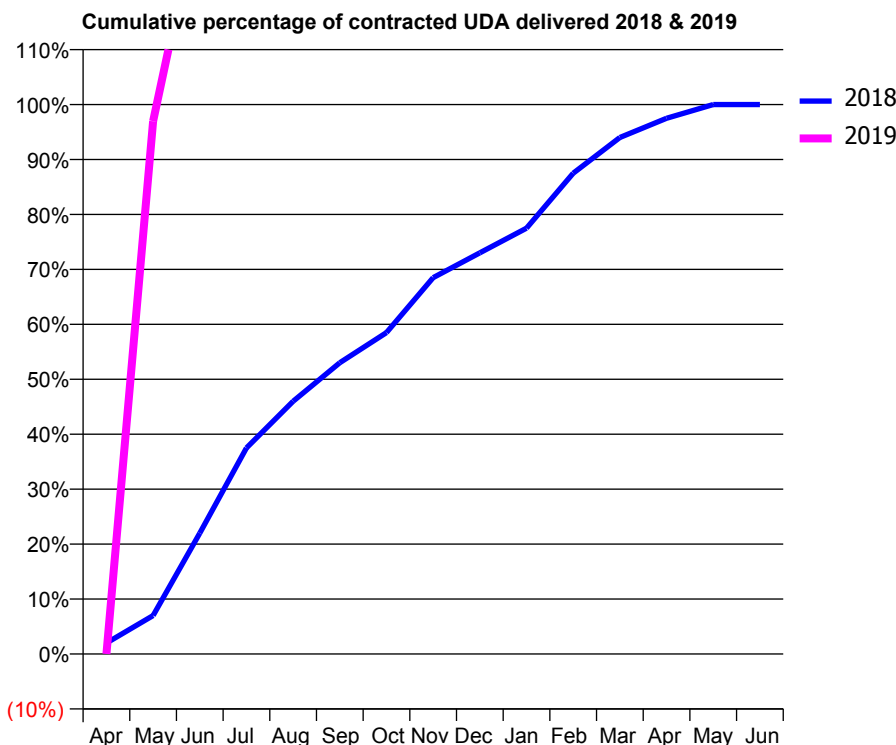
18/19 Contracted general activity (UDA)	33
Carry forward general activity (UDA)	0
18/19 Contracted orthodontic activity (UOA)	0
Carry forward orthodontic activity (UOA)	0
Baseline contract value	£836.77

ACCESS*

Patients seen in 24 months	Total	Change since previous quarter
Quarter ending December 2017	101	
Quarter ending March 2018	101	→
Quarter ending June 2018	94	↓
Quarter ending September 2018	87	↓
Quarter ending December 2018	79	↓
Variance since December 2017	(21.8%)	↓



ACTIVITY



Month	Adjusted Scheduled Activity (UDA)	
	2018	2019
April	4	0
May	14	32
June	44	45
July	75	45
August	92	45
September	106	45
October	117	45
November	137	45
December	146	45
January	155	
February	175	
March	188	
April	195	
May	200	
June	200	

QUALITY

	Quantity	Base Number	Contract	AT	Region	England
% of FP17s for the same patient ID Re-attending within 3 months - Children	3	32	9.4%	9.9%	12.3%	11.8%
% of FP17s for the same patient ID Re-attending within 3 months - Adults	0	6	0.0%	14.0%	15.8%	15.6%
% of FP17s for the same patient ID Re-attending between 3 & 9 months - Children	21	32	65.6%	57.3%	60.1%	58.8%
% of FP17s for the same patient ID Re-attending between 3 & 9 months - Adults	5	6	83.3%	52.7%	53.3%	51.0%
% of FP17s for Band 1 Urgent Courses	0	30	0.0%	8.1%	9.0%	9.0%
% of FP17s Relating to Free Repair or Replacements	0	30	0.0%	1.1%	1.0%	0.8%
% of FP17s Relating to Continuations	0	30	0.0%	1.2%	1.0%	0.9%
% of Patients satisfied with the dentistry they have received	1	1	N/A	94.7%	93.8%	93.2%
% of Patients satisfied with the time they had to wait for an appointment	1	1	N/A	91.5%	89.4%	88.3%

* This is based on patients treated on this contract for their most recent course of treatment. Figures in italics indicate the base number of FP17s or Patient Questionnaire responses are less than 100. N/A is shown where the base number of responses is less than 10 during the period. % is calculated as Quantity/Base number*100

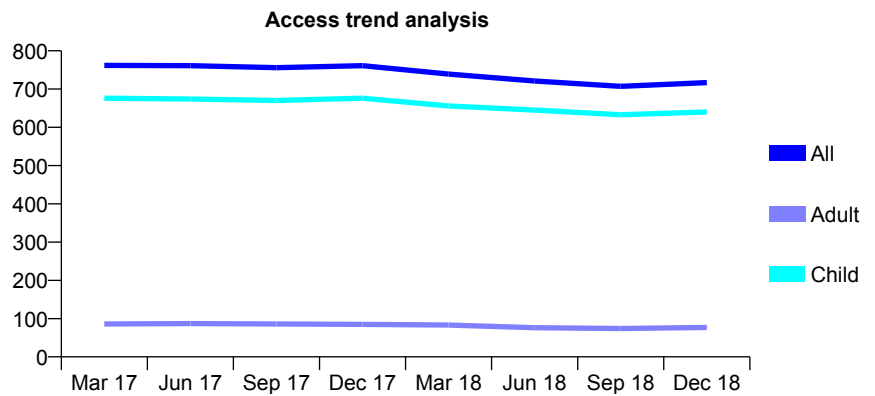
Q49 - Vital Signs At a Glance Contract Report for 836184/0001 - December 2018

Name or company name	MR JS BREEDON
Contract type name	GDS Contract
Purpose of contract	General and Orthodontic
Contract start date	01/04/2006
Contract end date	

18/19 Contracted general activity (UDA)	2,100
Carry forward general activity (UDA)	0
18/19 Contracted orthodontic activity (UOA)	0
Carry forward orthodontic activity (UOA)	0
Baseline contract value	£51,858.81

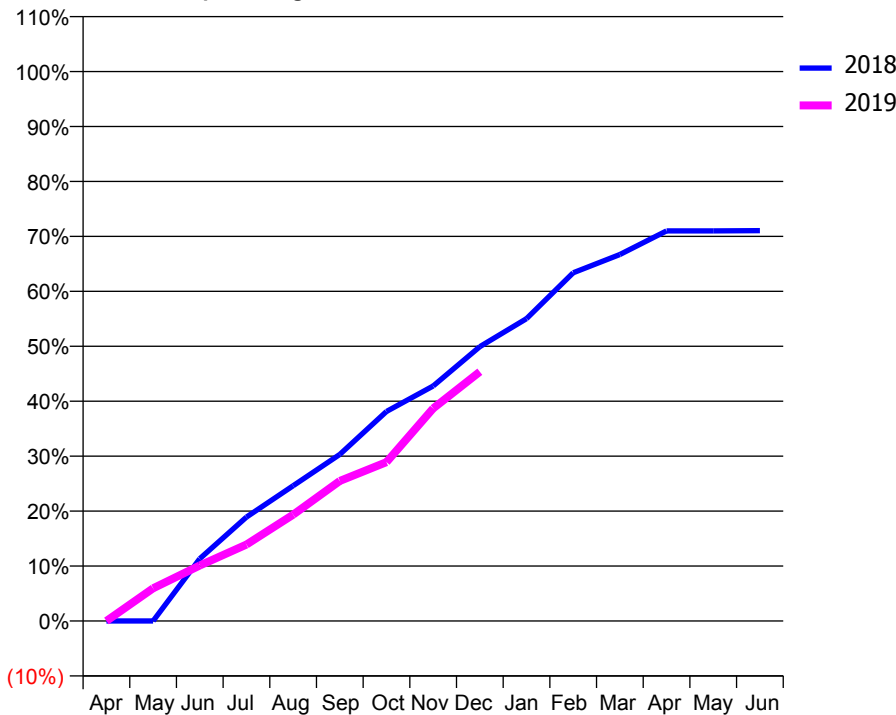
ACCESS*

Patients seen in 24 months	Total	Change since previous quarter
Quarter ending December 2017	761	
Quarter ending March 2018	739	↓
Quarter ending June 2018	721	↓
Quarter ending September 2018	707	↓
Quarter ending December 2018	717	→
Variance since December 2017	(5.8%)	↓



ACTIVITY

Cumulative percentage of contracted UDA delivered 2018 & 2019



Month	Adjusted Scheduled Activity (UDA)	
	2018	2019
April	0	0
May	0	125
June	238	212
July	397	292
August	517	406
September	637	535
October	801	607
November	898	812
December	1,048	953
January	1,156	
February	1,331	
March	1,401	
April	1,491	
May	1,491	
June	1,492	

QUALITY

	Quantity	Base Number	Contract	AT	Region	England
% of FP17s for the same patient ID Re-attending within 3 months - Children	43	823	5.2%	9.9%	12.3%	11.8%
% of FP17s for the same patient ID Re-attending within 3 months - Adults	0	0	N/A	14.0%	15.8%	15.6%
% of FP17s for the same patient ID Re-attending between 3 & 9 months - Children	605	823	73.5%	57.3%	60.1%	58.8%
% of FP17s for the same patient ID Re-attending between 3 & 9 months - Adults	0	0	N/A	52.7%	53.3%	51.0%
% of FP17s for Band 1 Urgent Courses	3	719	0.4%	8.1%	9.0%	9.0%
% of FP17s Relating to Free Repair or Replacements	0	719	0.0%	1.1%	1.0%	0.8%
% of FP17s Relating to Continuations	6	719	0.8%	1.2%	1.0%	0.9%
% of Patients satisfied with the dentistry they have received	0	0	N/A	94.7%	93.8%	93.2%
% of Patients satisfied with the time they had to wait for an appointment	0	0	N/A	91.5%	89.4%	88.3%

* This is based on patients treated on this contract for their most recent course of treatment. Figures in italics indicate the base number of FP17s or Patient Questionnaire responses are less than 100. N/A is shown where the base number of responses is less than 10 during the period. % is calculated as Quantity/Base number*100

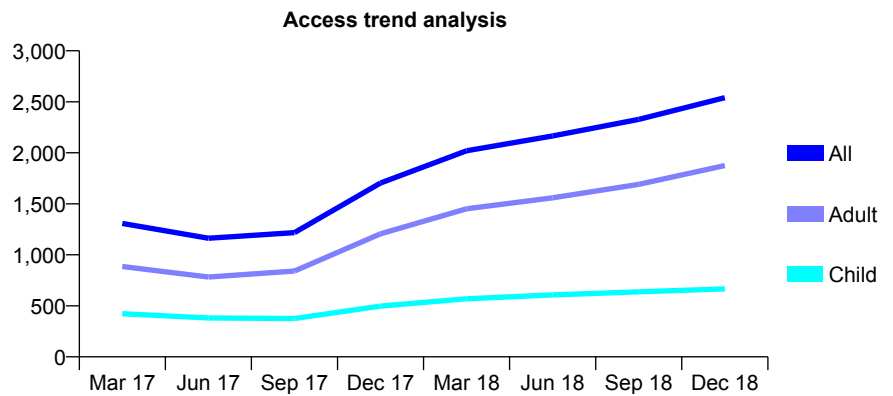
Q49 - Vital Signs At a Glance Contract Report for 840505/0001 - December 2018

Name or company name	MISS E MATHER
Contract type name	GDS Contract
Purpose of contract	General
Contract start date	01/04/2006
Contract end date	

18/19 Contracted general activity (UDA)	5,520
Carry forward general activity (UDA)	0
18/19 Contracted orthodontic activity (UOA)	0
Carry forward orthodontic activity (UOA)	0
Baseline contract value	£137,876.86

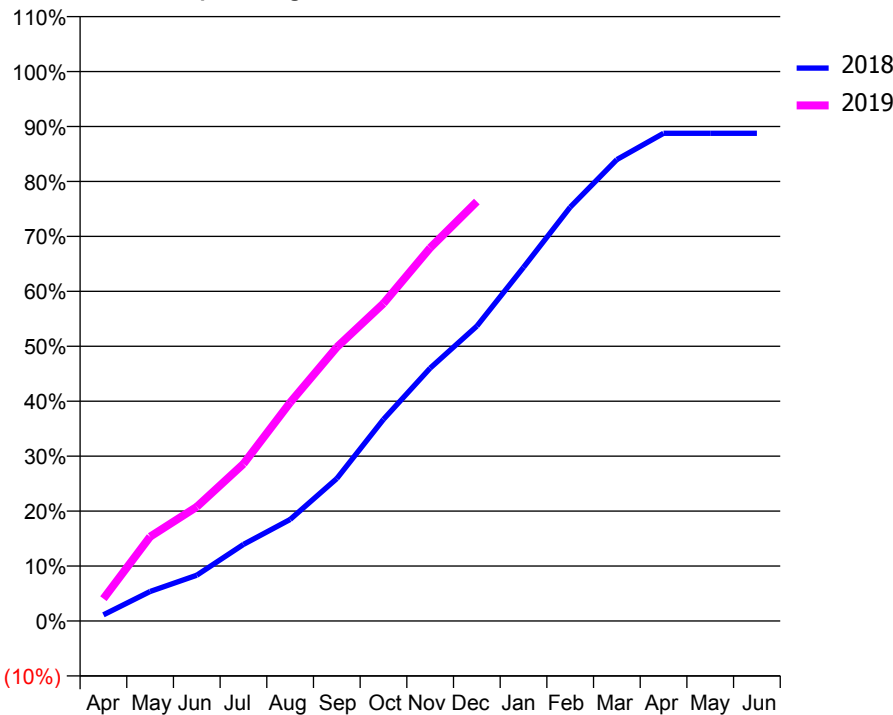
ACCESS*

Patients seen in 24 months	Total	Change since previous quarter
Quarter ending December 2017	1,704	
Quarter ending March 2018	2,020	↑
Quarter ending June 2018	2,166	↑
Quarter ending September 2018	2,328	↑
Quarter ending December 2018	2,541	↑
Variance since December 2017	49.1%	↑



ACTIVITY

Cumulative percentage of contracted UDA delivered 2018 & 2019



Month	Adjusted Scheduled Activity (UDA)	
	2018	2019
April	62	224
May	297	847
June	461	1,147
July	770	1,579
August	1,020	2,195
September	1,431	2,751
October	2,025	3,190
November	2,541	3,748
December	2,963	4,214
January	3,553	
February	4,158	
March	4,635	
April	4,900	
May	4,900	
June	4,900	

QUALITY

	Quantity	Base Number	Contract	AT	Region	England
% of FP17s for the same patient ID Re-attending within 3 months - Children	59	848	7.0%	9.9%	12.3%	11.8%
% of FP17s for the same patient ID Re-attending within 3 months - Adults	331	2,358	14.0%	14.0%	15.8%	15.6%
% of FP17s for the same patient ID Re-attending between 3 & 9 months - Children	554	848	65.3%	57.3%	60.1%	58.8%
% of FP17s for the same patient ID Re-attending between 3 & 9 months - Adults	1,341	2,358	56.9%	52.7%	53.3%	51.0%
% of FP17s for Band 1 Urgent Courses	235	2,692	8.7%	8.1%	9.0%	9.0%
% of FP17s Relating to Free Repair or Replacements	46	2,692	1.7%	1.1%	1.0%	0.8%
% of FP17s Relating to Continuations	21	2,692	0.8%	1.2%	1.0%	0.9%
% of Patients satisfied with the dentistry they have received	1	1	N/A	94.7%	93.8%	93.2%
% of Patients satisfied with the time they had to wait for an appointment	1	1	N/A	91.5%	89.4%	88.3%

* This is based on patients treated on this contract for their most recent course of treatment. Figures in italics indicate the base number of FP17s or Patient Questionnaire responses are less than 100. N/A is shown where the base number of responses is less than 10 during the period. % is calculated as Quantity/Base number*100

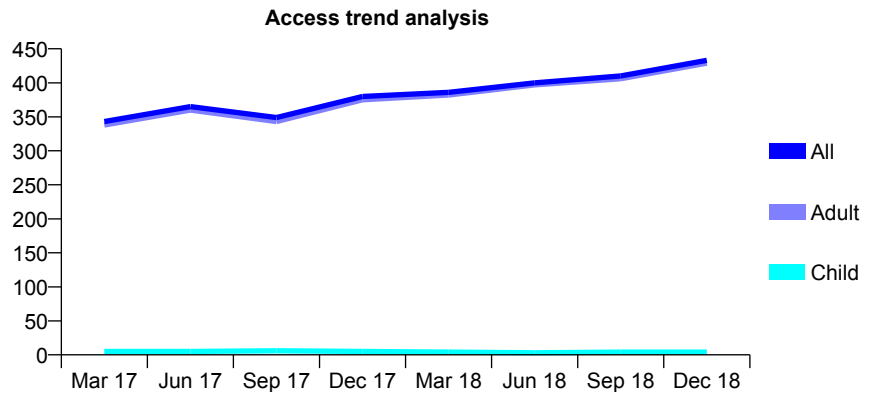
Q49 - Vital Signs At a Glance Contract Report for 840505/0002 - December 2018

Name or company name	MISS E MATHER
Contract type name	PDS Contract
Purpose of contract	General
Contract start date	01/06/2010
Contract end date	31/03/2021

18/19 Contracted general activity (UDA)	50
Carry forward general activity (UDA)	0
18/19 Contracted orthodontic activity (UOA)	0
Carry forward orthodontic activity (UOA)	0
Baseline contract value	£108,763.52

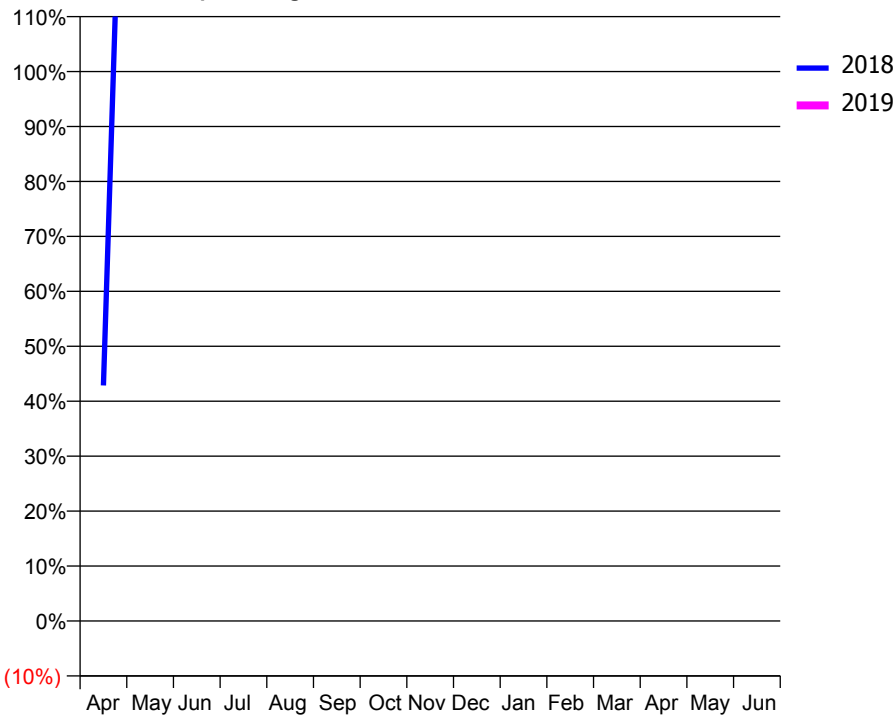
ACCESS*

Patients seen in 24 months	Total	Change since previous quarter
Quarter ending December 2017	380	
Quarter ending March 2018	386	→
Quarter ending June 2018	400	↑
Quarter ending September 2018	410	↑
Quarter ending December 2018	433	↑
Variance since December 2017	13.9%	↑



ACTIVITY

Cumulative percentage of contracted UDA delivered 2018 & 2019



Month	Adjusted Scheduled Activity (UDA)	
	2018	2019
April	18	57
May	129	134
June	179	231
July	257	322
August	351	401
September	369	564
October	444	644
November	550	763
December	592	862
January	706	
February	836	
March	932	
April	1,001	
May	1,001	
June	1,001	

QUALITY

	Quantity	Base Number	Contract	AT	Region	England
% of FP17s for the same patient ID Re-attending within 3 months - Children	0	4	0.0%	9.9%	12.3%	11.8%
% of FP17s for the same patient ID Re-attending within 3 months - Adults	5	320	1.6%	14.0%	15.8%	15.6%
% of FP17s for the same patient ID Re-attending between 3 & 9 months - Children	0	4	0.0%	57.3%	60.1%	58.8%
% of FP17s for the same patient ID Re-attending between 3 & 9 months - Adults	3	320	0.9%	52.7%	53.3%	51.0%
% of FP17s for Band 1 Urgent Courses	0	301	0.0%	8.1%	9.0%	9.0%
% of FP17s Relating to Free Repair or Replacements	0	301	0.0%	1.1%	1.0%	0.8%
% of FP17s Relating to Continuations	1	301	0.3%	1.2%	1.0%	0.9%
% of Patients satisfied with the dentistry they have received	0	0	N/A	94.7%	93.8%	93.2%
% of Patients satisfied with the time they had to wait for an appointment	0	0	N/A	91.5%	89.4%	88.3%

* This is based on patients treated on this contract for their most recent course of treatment. Figures in italics indicate the base number of FP17s or Patient Questionnaire responses are less than 100. N/A is shown where the base number of responses is less than 10 during the period. % is calculated as Quantity/Base number*100

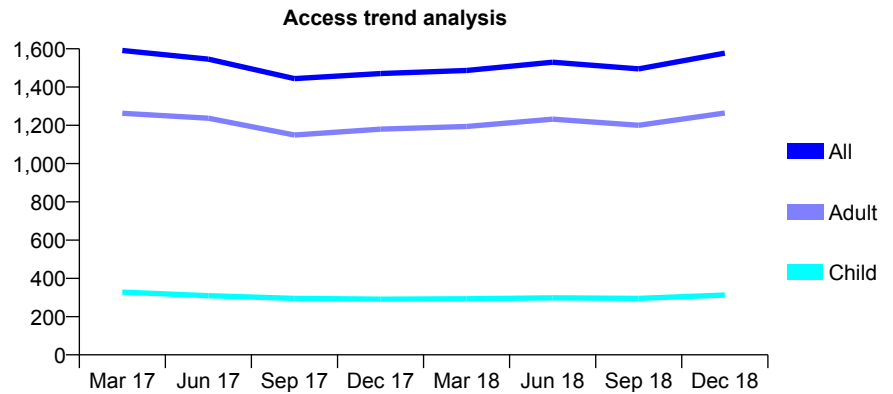
Q49 - Vital Signs At a Glance Contract Report for 840645/0001 - December 2018

Name or company name	MR KS BAMRAH
Contract type name	GDS Contract
Purpose of contract	General
Contract start date	01/04/2006
Contract end date	

18/19 Contracted general activity (UDA)	10,061
Carry forward general activity (UDA)	111
18/19 Contracted orthodontic activity (UOA)	0
Carry forward orthodontic activity (UOA)	0
Baseline contract value	£266,125.08

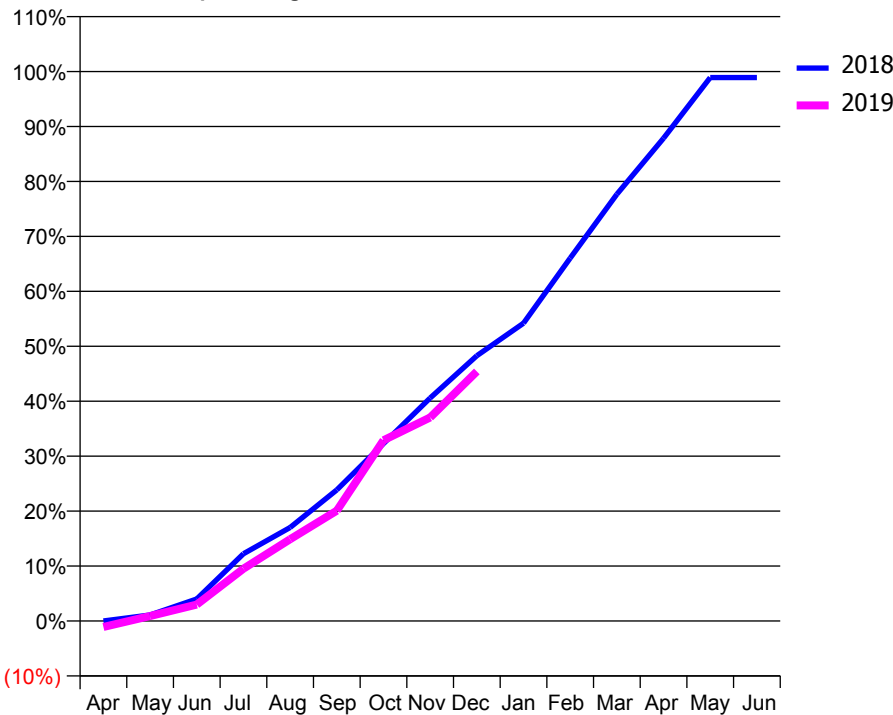
ACCESS*

Patients seen in 24 months	Total	Change since previous quarter
Quarter ending December 2017	1,471	
Quarter ending March 2018	1,487	→
Quarter ending June 2018	1,530	↑
Quarter ending September 2018	1,495	↓
Quarter ending December 2018	1,577	↑
Variance since December 2017	7.2%	↑



ACTIVITY

Cumulative percentage of contracted UDA delivered 2018 & 2019



Month	Adjusted Scheduled Activity (UDA)	
	2018	2019
April	0	-111
May	111	92
June	405	302
July	1,232	958
August	1,713	1,497
September	2,401	2,021
October	3,249	3,309
November	4,084	3,727
December	4,857	4,570
January	5,452	
February	6,643	
March	7,814	
April	8,839	
May	9,950	
June	9,950	

QUALITY

	Quantity	Base Number	Contract	AT	Region	England
% of FP17s for the same patient ID Re-attending within 3 months - Children	28	240	11.7%	9.9%	12.3%	11.8%
% of FP17s for the same patient ID Re-attending within 3 months - Adults	248	1,059	23.4%	14.0%	15.8%	15.6%
% of FP17s for the same patient ID Re-attending between 3 & 9 months - Children	79	240	32.9%	57.3%	60.1%	58.8%
% of FP17s for the same patient ID Re-attending between 3 & 9 months - Adults	305	1,059	28.8%	52.7%	53.3%	51.0%
% of FP17s for Band 1 Urgent Courses	240	1,043	23.0%	8.1%	9.0%	9.0%
% of FP17s Relating to Free Repair or Replacements	15	1,043	1.4%	1.1%	1.0%	0.8%
% of FP17s Relating to Continuations	1	1,043	0.1%	1.2%	1.0%	0.9%
% of Patients satisfied with the dentistry they have received	5	5	N/A	94.7%	93.8%	93.2%
% of Patients satisfied with the time they had to wait for an appointment	5	5	N/A	91.5%	89.4%	88.3%

* This is based on patients treated on this contract for their most recent course of treatment. Figures in italics indicate the base number of FP17s or Patient Questionnaire responses are less than 100. N/A is shown where the base number of responses is less than 10 during the period. % is calculated as Quantity/Base number*100

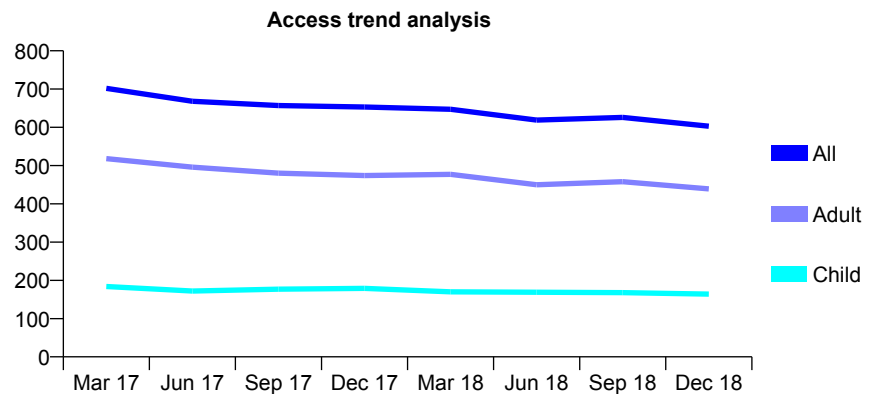
Q49 - Vital Signs At a Glance Contract Report for 840645/0002 - December 2018

Name or company name	MR KS BAMRAH
Contract type name	GDS Contract
Purpose of contract	General
Contract start date	01/04/2006
Contract end date	

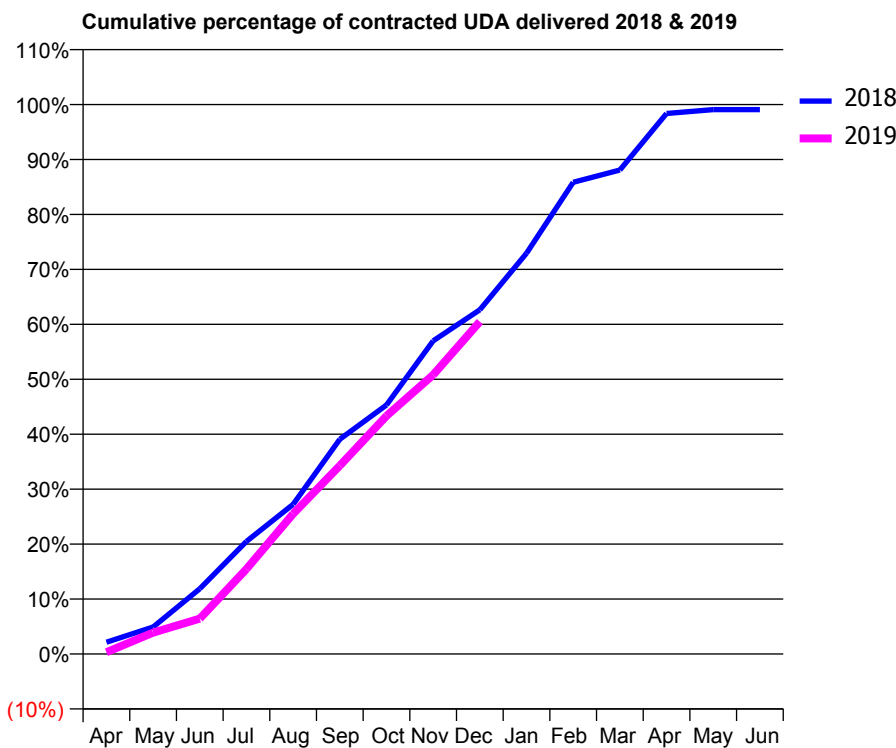
18/19 Contracted general activity (UDA)	3,407
Carry forward general activity (UDA)	32
18/19 Contracted orthodontic activity (UOA)	0
Carry forward orthodontic activity (UOA)	0
Baseline contract value	£73,457.21

ACCESS*

Patients seen in 24 months	Total	Change since previous quarter
Quarter ending December 2017	653	
Quarter ending March 2018	647	→
Quarter ending June 2018	619	↓
Quarter ending September 2018	626	→
Quarter ending December 2018	603	↓
Variance since December 2017	(7.7%)	↓



ACTIVITY



Month	Adjusted Scheduled Activity (UDA)	
	2018	2019
April	73	11
May	168	132
June	405	219
July	698	527
August	928	869
September	1,332	1,168
October	1,544	1,476
November	1,942	1,731
December	2,135	2,061
January	2,485	
February	2,925	
March	3,001	
April	3,351	
May	3,375	
June	3,375	

QUALITY

	Quantity	Base Number	Contract	AT	Region	England
% of FP17s for the same patient ID Re-attending within 3 months - Children	7	131	5.3%	9.9%	12.3%	11.8%
% of FP17s for the same patient ID Re-attending within 3 months - Adults	91	400	22.8%	14.0%	15.8%	15.6%
% of FP17s for the same patient ID Re-attending between 3 & 9 months - Children	47	131	35.9%	57.3%	60.1%	58.8%
% of FP17s for the same patient ID Re-attending between 3 & 9 months - Adults	131	400	32.8%	52.7%	53.3%	51.0%
% of FP17s for Band 1 Urgent Courses	93	475	19.6%	8.1%	9.0%	9.0%
% of FP17s Relating to Free Repair or Replacements	4	475	0.8%	1.1%	1.0%	0.8%
% of FP17s Relating to Continuations	1	475	0.2%	1.2%	1.0%	0.9%
% of Patients satisfied with the dentistry they have received	0	0	N/A	94.7%	93.8%	93.2%
% of Patients satisfied with the time they had to wait for an appointment	0	0	N/A	91.5%	89.4%	88.3%

* This is based on patients treated on this contract for their most recent course of treatment. Figures in italics indicate the base number of FP17s or Patient Questionnaire responses are less than 100. N/A is shown where the base number of responses is less than 10 during the period. % is calculated as Quantity/Base number*100

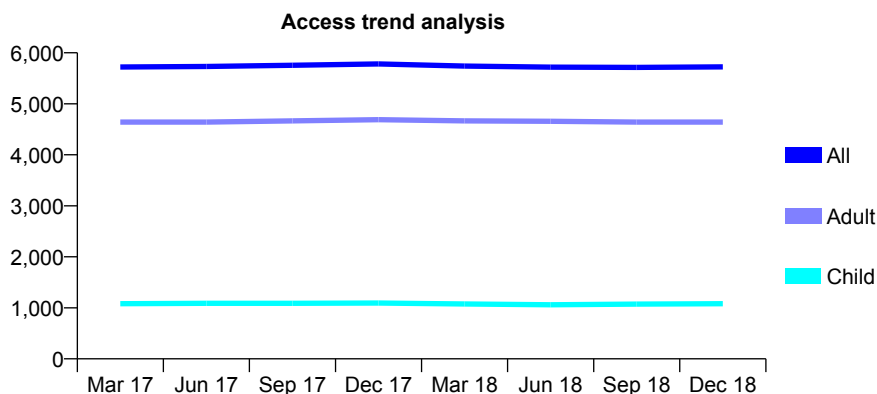
Q49 - Vital Signs At a Glance Contract Report for 858358/0001 - December 2018

Name or company name	MR RG SMITH
Contract type name	GDS Contract
Purpose of contract	General
Contract start date	06/04/2011
Contract end date	

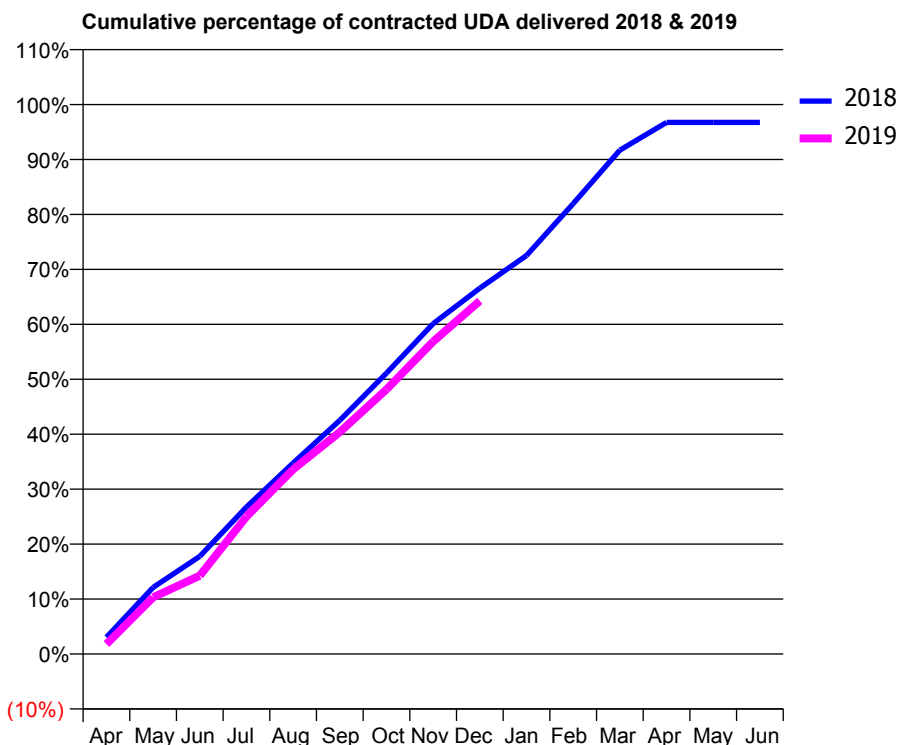
18/19 Contracted general activity (UDA)	16,808
Carry forward general activity (UDA)	547
18/19 Contracted orthodontic activity (UOA)	0
Carry forward orthodontic activity (UOA)	0
Baseline contract value	£370,763.85

ACCESS*

Patients seen in 24 months	Total	Change since previous quarter
Quarter ending December 2017	5,783	
Quarter ending March 2018	5,740	→
Quarter ending June 2018	5,719	→
Quarter ending September 2018	5,715	→
Quarter ending December 2018	5,724	→
Variance since December 2017	(1.0%)	↓



ACTIVITY



Month	Adjusted Scheduled Activity (UDA)	
	2018	2019
April	511	304
May	2,039	1,737
June	2,987	2,397
July	4,499	4,204
August	5,843	5,649
September	7,150	6,788
October	8,593	8,094
November	10,107	9,559
December	11,189	10,802
January	12,189	
February	13,774	
March	15,411	
April	16,261	
May	16,260	
June	16,261	

QUALITY

	Quantity	Base Number	Contract	AT	Region	England
% of FP17s for the same patient ID Re-attending within 3 months - Children	96	1,082	8.9%	9.9%	12.3%	11.8%
% of FP17s for the same patient ID Re-attending within 3 months - Adults	736	4,966	14.8%	14.0%	15.8%	15.6%
% of FP17s for the same patient ID Re-attending between 3 & 9 months - Children	556	1,082	51.4%	57.3%	60.1%	58.8%
% of FP17s for the same patient ID Re-attending between 3 & 9 months - Adults	2,997	4,966	60.4%	52.7%	53.3%	51.0%
% of FP17s for Band 1 Urgent Courses	649	5,353	12.1%	8.1%	9.0%	9.0%
% of FP17s Relating to Free Repair or Replacements	91	5,353	1.7%	1.1%	1.0%	0.8%
% of FP17s Relating to Continuations	40	5,353	0.7%	1.2%	1.0%	0.9%
% of Patients satisfied with the dentistry they have received	3	3	N/A	94.7%	93.8%	93.2%
% of Patients satisfied with the time they had to wait for an appointment	3	3	N/A	91.5%	89.4%	88.3%

* This is based on patients treated on this contract for their most recent course of treatment. Figures in italics indicate the base number of FP17s or Patient Questionnaire responses are less than 100. N/A is shown where the base number of responses is less than 10 during the period. % is calculated as Quantity/Base number*100

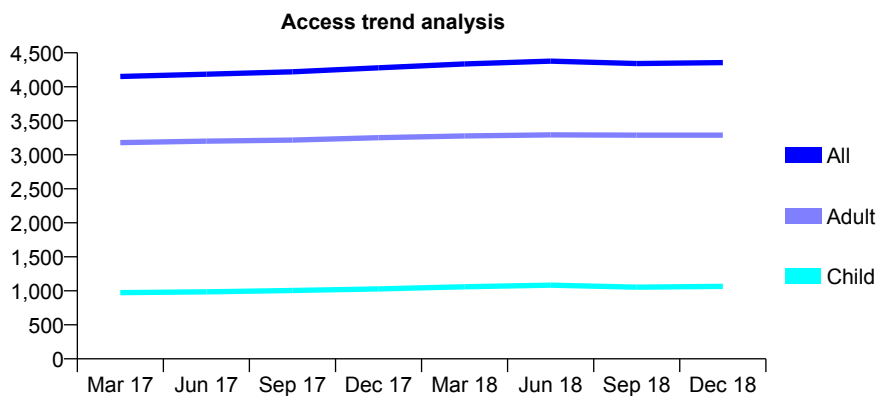
Q49 - Vital Signs At a Glance Contract Report for 866253/0001 - December 2018

Name or company name	MR LB FERGUSON
Contract type name	GDS Contract
Purpose of contract	General
Contract start date	01/04/2010
Contract end date	

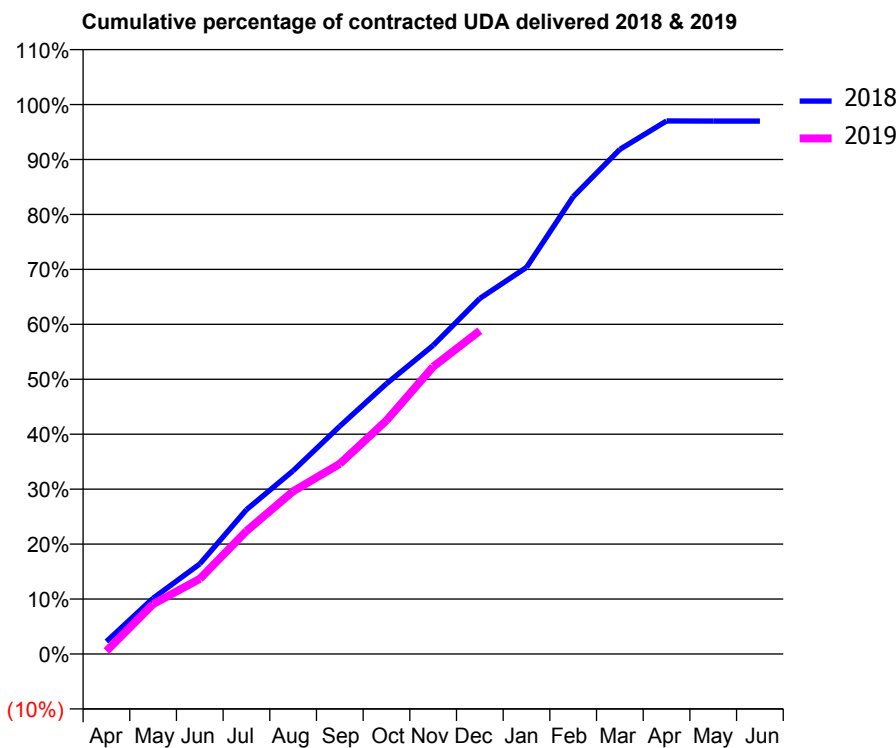
18/19 Contracted general activity (UDA)	10,475
Carry forward general activity (UDA)	316
18/19 Contracted orthodontic activity (UOA)	0
Carry forward orthodontic activity (UOA)	0
Baseline contract value	£231,076.86

ACCESS*

Patients seen in 24 months	Total	Change since previous quarter
Quarter ending December 2017	4,280	
Quarter ending March 2018	4,337	→
Quarter ending June 2018	4,377	→
Quarter ending September 2018	4,342	→
Quarter ending December 2018	4,355	→
Variance since December 2017	1.8%	→



ACTIVITY



Month	Adjusted Scheduled Activity (UDA)	
	2018	2019
April	237	58
May	1,064	952
June	1,717	1,432
July	2,752	2,345
August	3,494	3,104
September	4,343	3,626
October	5,153	4,453
November	5,884	5,477
December	6,778	6,163
January	7,369	
February	8,718	
March	9,620	
April	10,161	
May	10,159	
June	10,159	

QUALITY

	Quantity	Base Number	Contract	AT	Region	England
% of FP17s for the same patient ID Re-attending within 3 months - Children	69	1,054	6.5%	9.9%	12.3%	11.8%
% of FP17s for the same patient ID Re-attending within 3 months - Adults	373	3,265	11.4%	14.0%	15.8%	15.6%
% of FP17s for the same patient ID Re-attending between 3 & 9 months - Children	622	1,054	59.0%	57.3%	60.1%	58.8%
% of FP17s for the same patient ID Re-attending between 3 & 9 months - Adults	2,058	3,265	63.0%	52.7%	53.3%	51.0%
% of FP17s for Band 1 Urgent Courses	265	3,377	7.8%	8.1%	9.0%	9.0%
% of FP17s Relating to Free Repair or Replacements	47	3,377	1.4%	1.1%	1.0%	0.8%
% of FP17s Relating to Continuations	11	3,377	0.3%	1.2%	1.0%	0.9%
% of Patients satisfied with the dentistry they have received	2	2	N/A	94.7%	93.8%	93.2%
% of Patients satisfied with the time they had to wait for an appointment	2	2	N/A	91.5%	89.4%	88.3%

* This is based on patients treated on this contract for their most recent course of treatment. Figures in italics indicate the base number of FP17s or Patient Questionnaire responses are less than 100. N/A is shown where the base number of responses is less than 10 during the period. % is calculated as Quantity/Base number*100

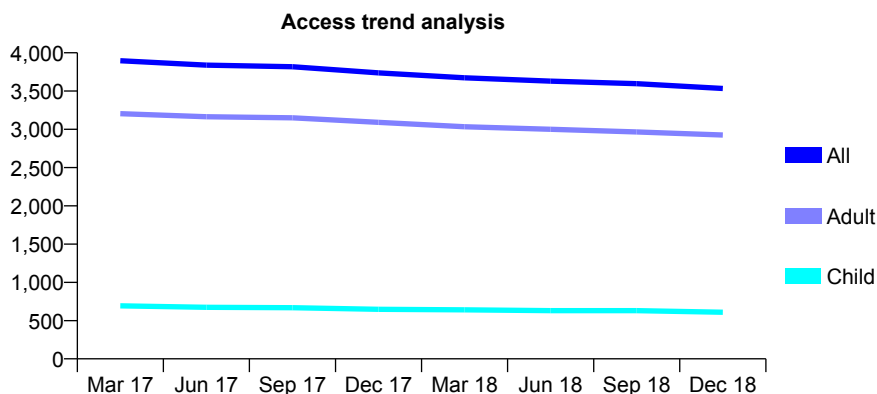
Q49 - Vital Signs At a Glance Contract Report for 907979/0001 - December 2018

Name or company name	MR GA CONLON
Contract type name	GDS Contract
Purpose of contract	General
Contract start date	01/04/2006
Contract end date	

18/19 Contracted general activity (UDA)	11,000
Carry forward general activity (UDA)	0
18/19 Contracted orthodontic activity (UOA)	0
Carry forward orthodontic activity (UOA)	0
Baseline contract value	£242,886.27

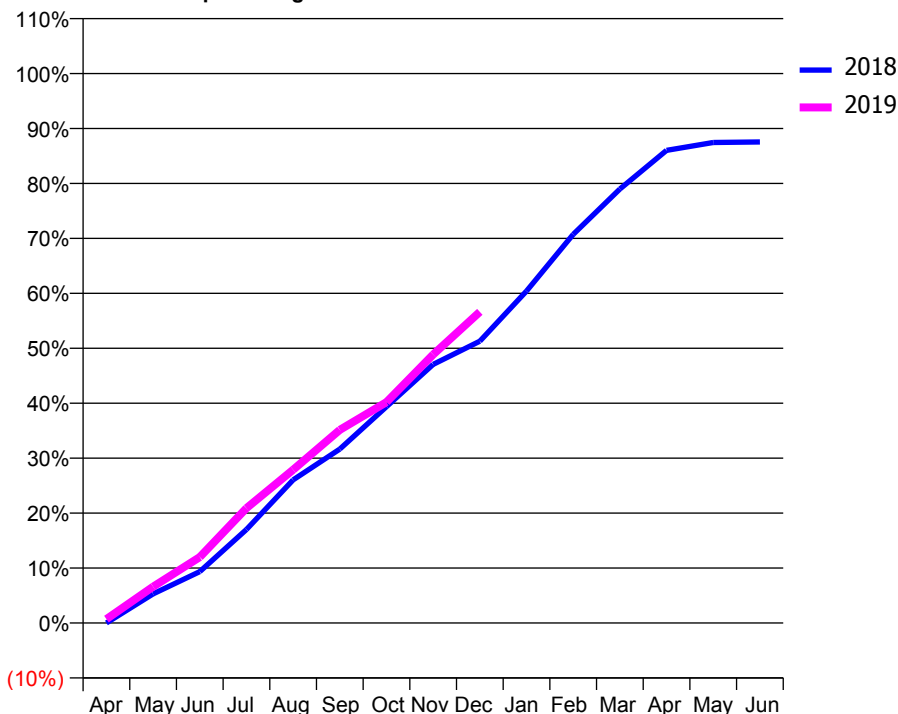
ACCESS*

Patients seen in 24 months	Total	Change since previous quarter
Quarter ending December 2017	3,738	
Quarter ending March 2018	3,674	↓
Quarter ending June 2018	3,630	↓
Quarter ending September 2018	3,596	→
Quarter ending December 2018	3,534	↓
Variance since December 2017	(5.5%)	↓



ACTIVITY

Cumulative percentage of contracted UDA delivered 2018 & 2019



Month	Adjusted Scheduled Activity (UDA)	
	2018	2019
April	0	79
May	636	728
June	1,122	1,320
July	2,043	2,300
August	3,125	3,069
September	3,800	3,866
October	4,725	4,422
November	5,647	5,375
December	6,156	6,230
January	7,249	
February	8,488	
March	9,476	
April	10,323	
May	10,494	
June	10,506	

QUALITY

	Quantity	Base Number	Contract	AT	Region	England
% of FP17s for the same patient ID Re-attending within 3 months - Children	26	550	4.7%	9.9%	12.3%	11.8%
% of FP17s for the same patient ID Re-attending within 3 months - Adults	416	2,947	14.1%	14.0%	15.8%	15.6%
% of FP17s for the same patient ID Re-attending between 3 & 9 months - Children	304	550	55.3%	57.3%	60.1%	58.8%
% of FP17s for the same patient ID Re-attending between 3 & 9 months - Adults	1,632	2,947	55.4%	52.7%	53.3%	51.0%
% of FP17s for Band 1 Urgent Courses	19	3,114	0.6%	8.1%	9.0%	9.0%
% of FP17s Relating to Free Repair or Replacements	15	3,114	0.5%	1.1%	1.0%	0.8%
% of FP17s Relating to Continuations	102	3,114	3.3%	1.2%	1.0%	0.9%
% of Patients satisfied with the dentistry they have received	1	1	N/A	94.7%	93.8%	93.2%
% of Patients satisfied with the time they had to wait for an appointment	1	1	N/A	91.5%	89.4%	88.3%

* This is based on patients treated on this contract for their most recent course of treatment. Figures in italics indicate the base number of FP17s or Patient Questionnaire responses are less than 100. N/A is shown where the base number of responses is less than 10 during the period. % is calculated as Quantity/Base number*100

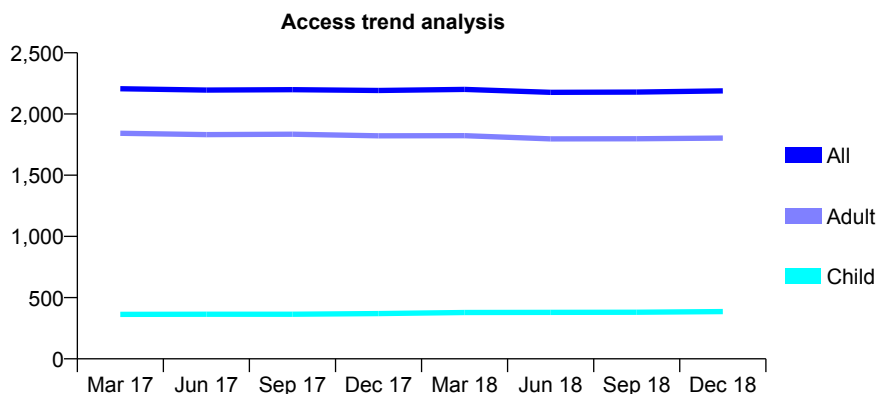
Q49 - Vital Signs At a Glance Contract Report for 912948/0001 - December 2018

Name or company name	MR MF LEE
Contract type name	GDS Contract
Purpose of contract	General
Contract start date	01/04/2006
Contract end date	

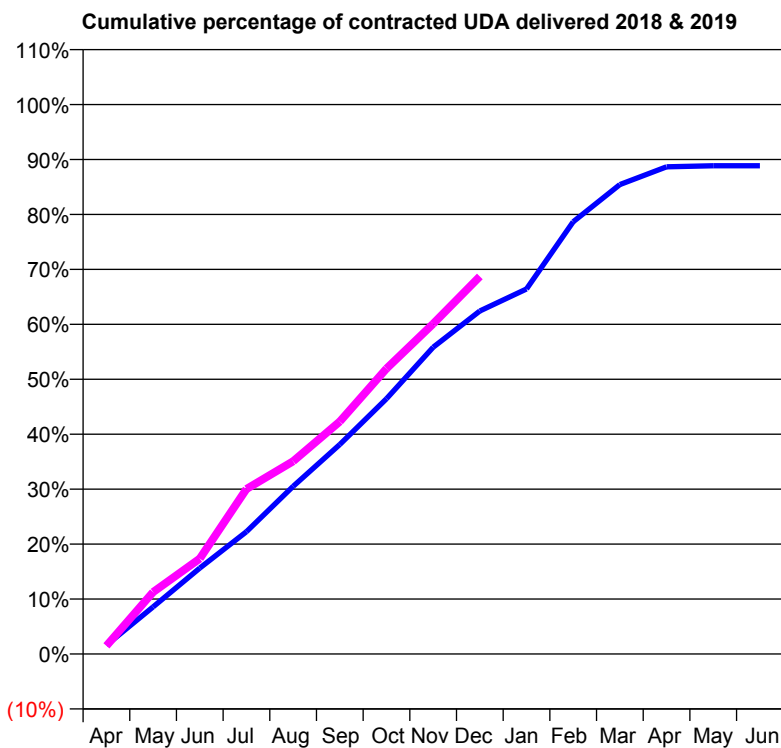
18/19 Contracted general activity (UDA)	6,547
Carry forward general activity (UDA)	0
18/19 Contracted orthodontic activity (UOA)	0
Carry forward orthodontic activity (UOA)	0
Baseline contract value	£175,632.92

ACCESS*

Patients seen in 24 months	Total	Change since previous quarter
Quarter ending December 2017	2,192	
Quarter ending March 2018	2,201	→
Quarter ending June 2018	2,177	↓
Quarter ending September 2018	2,179	→
Quarter ending December 2018	2,189	→
Variance since December 2017	(0.1%)	→



ACTIVITY



Month	Adjusted Scheduled Activity (UDA)	
	2018	2019
April	106	98
May	561	738
June	1,024	1,136
July	1,458	1,966
August	1,998	2,296
September	2,496	2,771
October	3,042	3,401
November	3,655	3,934
December	4,087	4,498
January	4,350	
February	5,150	
March	5,593	
April	5,804	
May	5,817	
June	5,817	

QUALITY

	Quantity	Base Number	Contract	AT	Region	England
% of FP17s for the same patient ID Re-attending within 3 months - Children	25	383	6.5%	9.9%	12.3%	11.8%
% of FP17s for the same patient ID Re-attending within 3 months - Adults	176	1,532	11.5%	14.0%	15.8%	15.6%
% of FP17s for the same patient ID Re-attending between 3 & 9 months - Children	166	383	43.3%	57.3%	60.1%	58.8%
% of FP17s for the same patient ID Re-attending between 3 & 9 months - Adults	678	1,532	44.3%	52.7%	53.3%	51.0%
% of FP17s for Band 1 Urgent Courses	141	1,820	7.7%	8.1%	9.0%	9.0%
% of FP17s Relating to Free Repair or Replacements	1	1,820	0.1%	1.1%	1.0%	0.8%
% of FP17s Relating to Continuations	3	1,820	0.2%	1.2%	1.0%	0.9%
% of Patients satisfied with the dentistry they have received	0	0	N/A	94.7%	93.8%	93.2%
% of Patients satisfied with the time they had to wait for an appointment	0	0	N/A	91.5%	89.4%	88.3%

* This is based on patients treated on this contract for their most recent course of treatment. Figures in italics indicate the base number of FP17s or Patient Questionnaire responses are less than 100. N/A is shown where the base number of responses is less than 10 during the period. % is calculated as Quantity/Base number*100

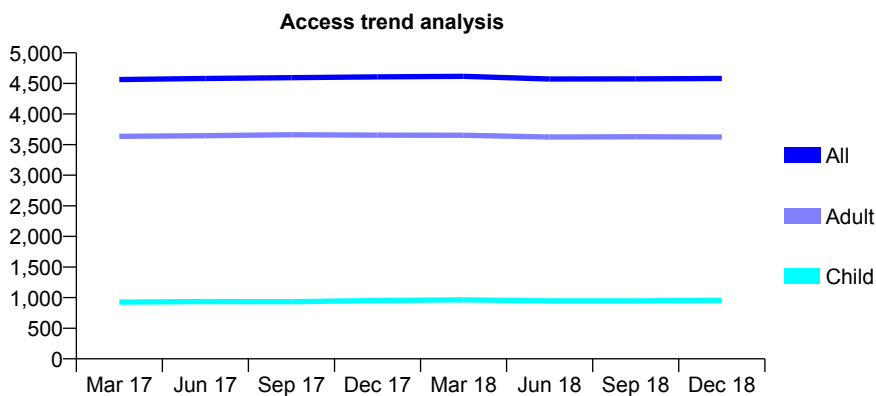
Q49 - Vital Signs At a Glance Contract Report for 914223/0001 - December 2018

Name or company name	MR S TAYLOR
Contract type name	GDS Contract
Purpose of contract	General
Contract start date	01/04/2006
Contract end date	

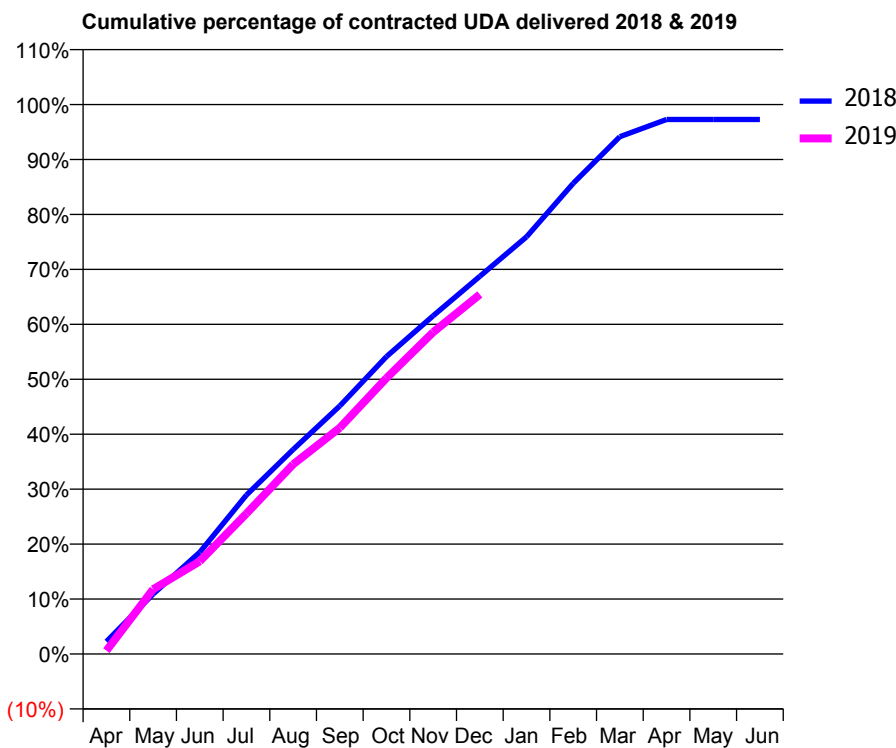
18/19 Contracted general activity (UDA)	12,600
Carry forward general activity (UDA)	343
18/19 Contracted orthodontic activity (UOA)	0
Carry forward orthodontic activity (UOA)	0
Baseline contract value	£381,078.78

ACCESS*

Patients seen in 24 months	Total	Change since previous quarter
Quarter ending December 2017	4,607	
Quarter ending March 2018	4,615	→
Quarter ending June 2018	4,571	→
Quarter ending September 2018	4,575	→
Quarter ending December 2018	4,581	→
Variance since December 2017	(0.6%)	→



ACTIVITY



Month	Adjusted Scheduled Activity (UDA)	
	2018	2019
April	285	79
May	1,374	1,486
June	2,334	2,128
July	3,646	3,221
August	4,689	4,349
September	5,688	5,188
October	6,820	6,328
November	7,754	7,379
December	8,661	8,245
January	9,567	
February	10,793	
March	11,863	
April	12,257	
May	12,257	
June	12,257	

QUALITY

	Quantity	Base Number	Contract	AT	Region	England
% of FP17s for the same patient ID Re-attending within 3 months - Children	52	1,039	5.0%	9.9%	12.3%	11.8%
% of FP17s for the same patient ID Re-attending within 3 months - Adults	485	3,992	12.1%	14.0%	15.8%	15.6%
% of FP17s for the same patient ID Re-attending between 3 & 9 months - Children	676	1,039	65.1%	57.3%	60.1%	58.8%
% of FP17s for the same patient ID Re-attending between 3 & 9 months - Adults	2,514	3,992	63.0%	52.7%	53.3%	51.0%
% of FP17s for Band 1 Urgent Courses	186	4,843	3.8%	8.1%	9.0%	9.0%
% of FP17s Relating to Free Repair or Replacements	70	4,843	1.4%	1.1%	1.0%	0.8%
% of FP17s Relating to Continuations	78	4,843	1.6%	1.2%	1.0%	0.9%
% of Patients satisfied with the dentistry they have received	3	3	N/A	94.7%	93.8%	93.2%
% of Patients satisfied with the time they had to wait for an appointment	3	3	N/A	91.5%	89.4%	88.3%

* This is based on patients treated on this contract for their most recent course of treatment. Figures in italics indicate the base number of FP17s or Patient Questionnaire responses are less than 100. N/A is shown where the base number of responses is less than 10 during the period. % is calculated as Quantity/Base number*100

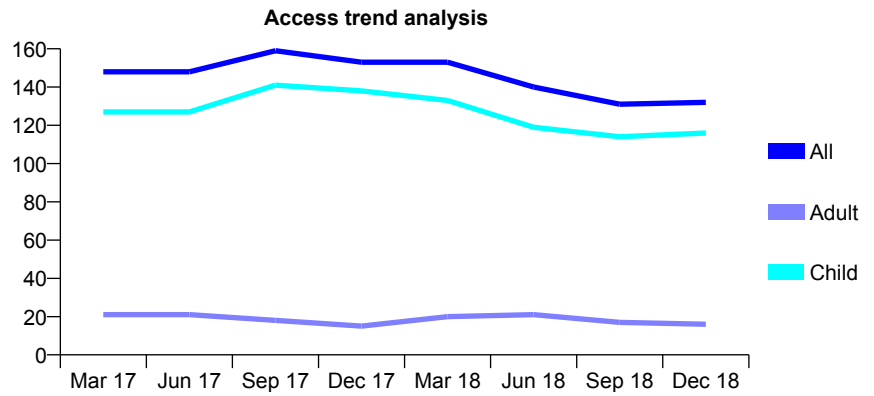
Q49 - Vital Signs At a Glance Contract Report for 914797/0001 - December 2018

Name or company name	MR RJ PARKER
Contract type name	GDS Contract
Purpose of contract	General and Orthodontic
Contract start date	01/04/2006
Contract end date	

18/19 Contracted general activity (UDA)	300
Carry forward general activity (UDA)	-2
18/19 Contracted orthodontic activity (UOA)	810
Carry forward orthodontic activity (UOA)	0
Baseline contract value	£60,888.69

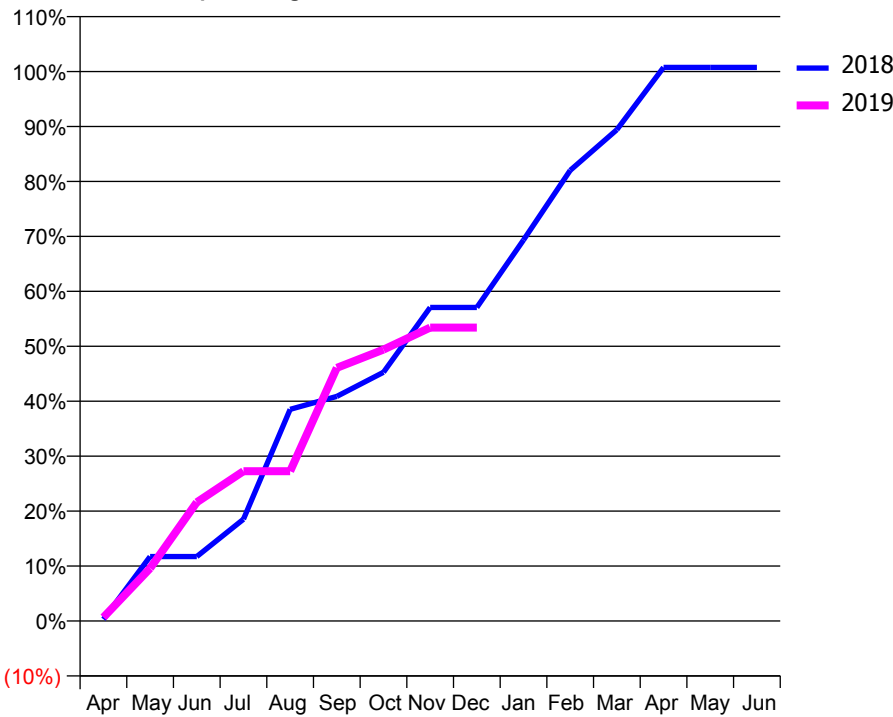
ACCESS*

Patients seen in 24 months	Total	Change since previous quarter
Quarter ending December 2017	153	
Quarter ending March 2018	153	→
Quarter ending June 2018	140	↓
Quarter ending September 2018	131	↓
Quarter ending December 2018	132	→
Variance since December 2017	(13.7%)	↓



ACTIVITY

Cumulative percentage of contracted UDA delivered 2018 & 2019



Month	Adjusted Scheduled Activity (UDA)	
	2018	2019
April	1	2
May	35	29
June	35	65
July	56	82
August	116	82
September	123	138
October	136	148
November	171	160
December	171	160
January	208	
February	246	
March	268	
April	302	
May	302	
June	302	

QUALITY

	Quantity	Base Number	Contract	AT	Region	England
% of FP17s for the same patient ID Re-attending within 3 months - Children	19	237	8.0%	9.9%	12.3%	11.8%
% of FP17s for the same patient ID Re-attending within 3 months - Adults	0	4	0.0%	14.0%	15.8%	15.6%
% of FP17s for the same patient ID Re-attending between 3 & 9 months - Children	102	237	43.0%	57.3%	60.1%	58.8%
% of FP17s for the same patient ID Re-attending between 3 & 9 months - Adults	0	4	0.0%	52.7%	53.3%	51.0%
% of FP17s for Band 1 Urgent Courses	6	101	5.9%	8.1%	9.0%	9.0%
% of FP17s Relating to Free Repair or Replacements	0	101	0.0%	1.1%	1.0%	0.8%
% of FP17s Relating to Continuations	0	101	0.0%	1.2%	1.0%	0.9%
% of Patients satisfied with the dentistry they have received	0	0	N/A	94.7%	93.8%	93.2%
% of Patients satisfied with the time they had to wait for an appointment	0	0	N/A	91.5%	89.4%	88.3%

* This is based on patients treated on this contract for their most recent course of treatment. Figures in italics indicate the base number of FP17s or Patient Questionnaire responses are less than 100. N/A is shown where the base number of responses is less than 10 during the period. % is calculated as Quantity/Base number*100

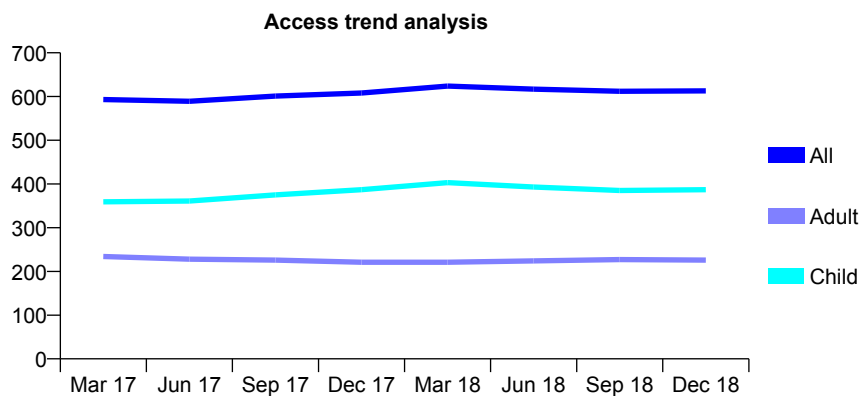
Q49 - Vital Signs At a Glance Contract Report for 916870/0001 - December 2018

Name or company name	MR WD DOBLE
Contract type name	GDS Contract
Purpose of contract	General and Orthodontic
Contract start date	01/10/2013
Contract end date	

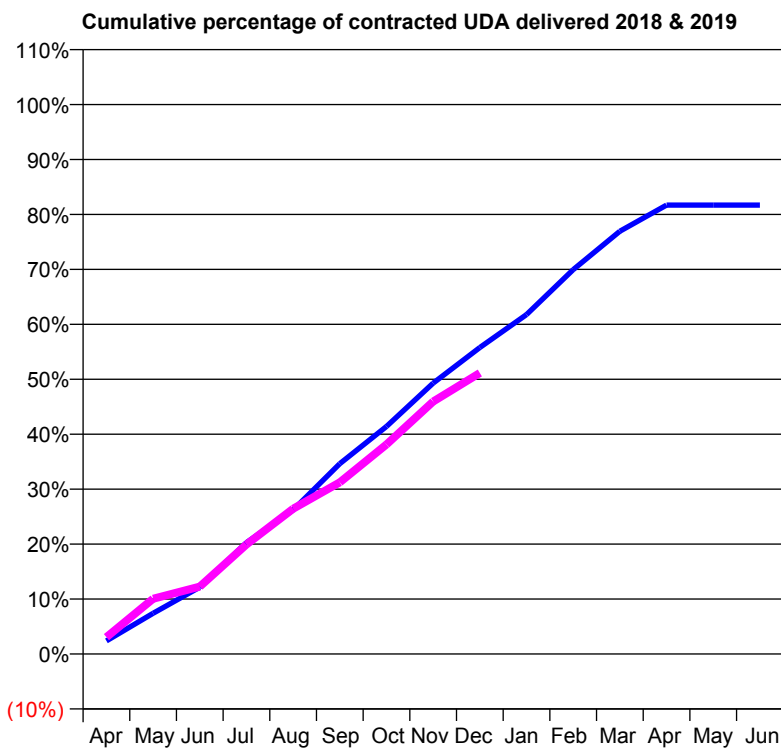
18/19 Contracted general activity (UDA)	1,921
Carry forward general activity (UDA)	0
18/19 Contracted orthodontic activity (UOA)	0
Carry forward orthodontic activity (UOA)	0
Baseline contract value	£48,356.66

ACCESS*

Patients seen in 24 months	Total	Change since previous quarter
Quarter ending December 2017	608	
Quarter ending March 2018	624	↑
Quarter ending June 2018	617	↓
Quarter ending September 2018	612	→
Quarter ending December 2018	613	→
Variance since December 2017	0.8%	→



ACTIVITY



Month	Adjusted Scheduled Activity (UDA)	
	2018	2019
April	46	59
May	143	193
June	234	236
July	389	383
August	504	508
September	665	600
October	795	732
November	947	883
December	1,071	983
January	1,187	
February	1,344	
March	1,478	
April	1,569	
May	1,569	
June	1,569	

QUALITY

	Quantity	Base Number	Contract	AT	Region	England
% of FP17s for the same patient ID Re-attending within 3 months - Children	46	515	8.9%	9.9%	12.3%	11.8%
% of FP17s for the same patient ID Re-attending within 3 months - Adults	17	201	8.5%	14.0%	15.8%	15.6%
% of FP17s for the same patient ID Re-attending between 3 & 9 months - Children	391	515	75.9%	57.3%	60.1%	58.8%
% of FP17s for the same patient ID Re-attending between 3 & 9 months - Adults	153	201	76.1%	52.7%	53.3%	51.0%
% of FP17s for Band 1 Urgent Courses	13	657	2.0%	8.1%	9.0%	9.0%
% of FP17s Relating to Free Repair or Replacements	0	657	0.0%	1.1%	1.0%	0.8%
% of FP17s Relating to Continuations	0	657	0.0%	1.2%	1.0%	0.9%
% of Patients satisfied with the dentistry they have received	0	0	N/A	94.7%	93.8%	93.2%
% of Patients satisfied with the time they had to wait for an appointment	0	0	N/A	91.5%	89.4%	88.3%

* This is based on patients treated on this contract for their most recent course of treatment. Figures in italics indicate the base number of FP17s or Patient Questionnaire responses are less than 100. N/A is shown where the base number of responses is less than 10 during the period. % is calculated as Quantity/Base number*100

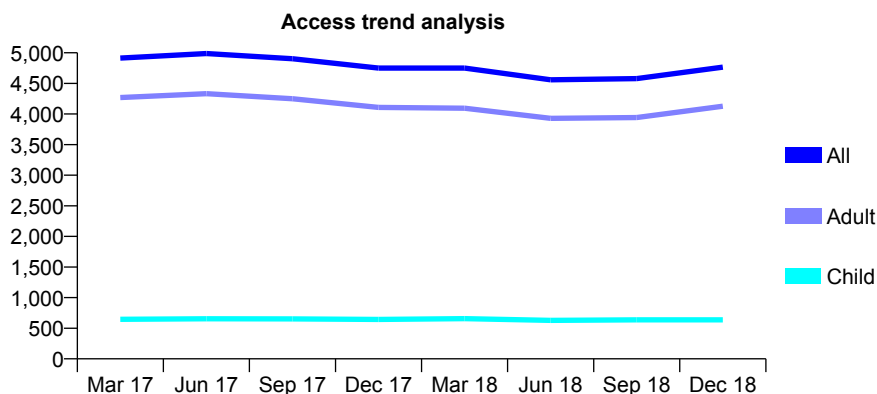
Q49 - Vital Signs At a Glance Contract Report for 917427/0003 - December 2018

Name or company name	MR P BRANTINGHAM
Contract type name	GDS Contract
Purpose of contract	General
Contract start date	01/04/2006
Contract end date	

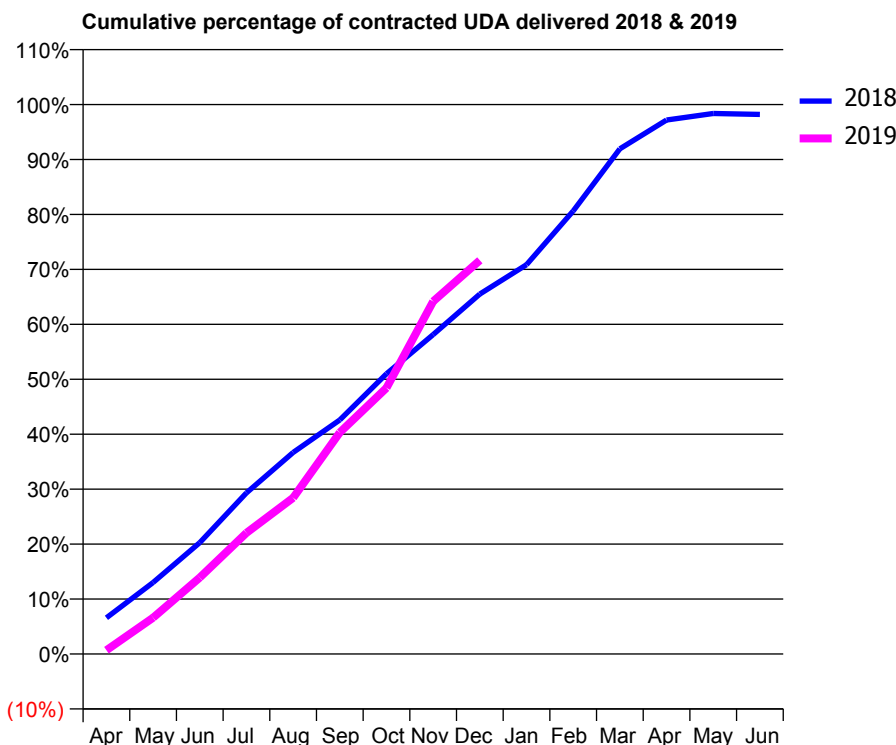
18/19 Contracted general activity (UDA)	13,884
Carry forward general activity (UDA)	250
18/19 Contracted orthodontic activity (UOA)	0
Carry forward orthodontic activity (UOA)	0
Baseline contract value	£465,227.67

ACCESS*

Patients seen in 24 months	Total	Change since previous quarter
Quarter ending December 2017	4,750	
Quarter ending March 2018	4,750	→
Quarter ending June 2018	4,558	↓
Quarter ending September 2018	4,579	→
Quarter ending December 2018	4,765	↑
Variance since December 2017	0.3%	→



ACTIVITY



Month	Adjusted Scheduled Activity (UDA)	
	2018	2019
April	914	95
May	1,806	920
June	2,816	1,933
July	4,073	3,062
August	5,091	3,949
September	5,916	5,597
October	7,079	6,722
November	8,071	8,910
December	9,096	9,948
January	9,837	
February	11,193	
March	12,766	
April	13,491	
May	13,658	
June	13,634	

QUALITY

	Quantity	Base Number	Contract	AT	Region	England
% of FP17s for the same patient ID Re-attending within 3 months - Children	65	701	9.3%	9.9%	12.3%	11.8%
% of FP17s for the same patient ID Re-attending within 3 months - Adults	706	4,016	17.6%	14.0%	15.8%	15.6%
% of FP17s for the same patient ID Re-attending between 3 & 9 months - Children	383	701	54.6%	57.3%	60.1%	58.8%
% of FP17s for the same patient ID Re-attending between 3 & 9 months - Adults	1,756	4,016	43.7%	52.7%	53.3%	51.0%
% of FP17s for Band 1 Urgent Courses	376	4,401	8.5%	8.1%	9.0%	9.0%
% of FP17s Relating to Free Repair or Replacements	48	4,401	1.1%	1.1%	1.0%	0.8%
% of FP17s Relating to Continuations	152	4,401	3.5%	1.2%	1.0%	0.9%
% of Patients satisfied with the dentistry they have received	2	2	N/A	94.7%	93.8%	93.2%
% of Patients satisfied with the time they had to wait for an appointment	2	2	N/A	91.5%	89.4%	88.3%

* This is based on patients treated on this contract for their most recent course of treatment. Figures in italics indicate the base number of FP17s or Patient Questionnaire responses are less than 100. N/A is shown where the base number of responses is less than 10 during the period. % is calculated as Quantity/Base number*100

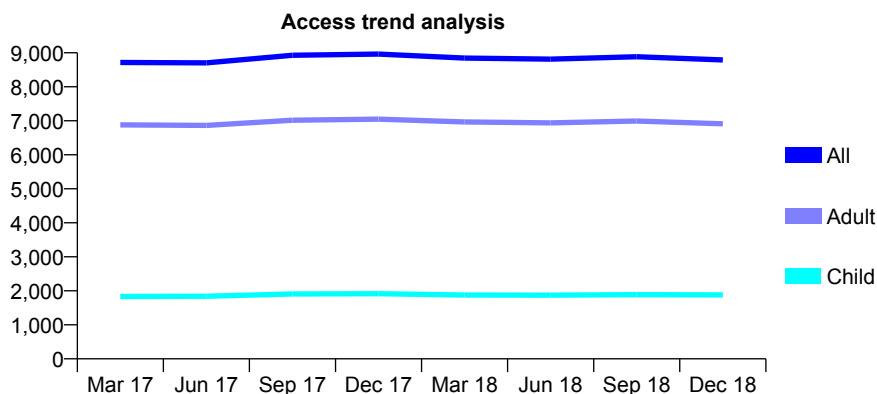
Q49 - Vital Signs At a Glance Contract Report for 917427/0004 - December 2018

Name or company name	MR P BRANTINGHAM
Contract type name	GDS Contract
Purpose of contract	General
Contract start date	01/04/2006
Contract end date	

18/19 Contracted general activity (UDA)	30,477
Carry forward general activity (UDA)	0
18/19 Contracted orthodontic activity (UOA)	0
Carry forward orthodontic activity (UOA)	0
Baseline contract value	£980,612.64

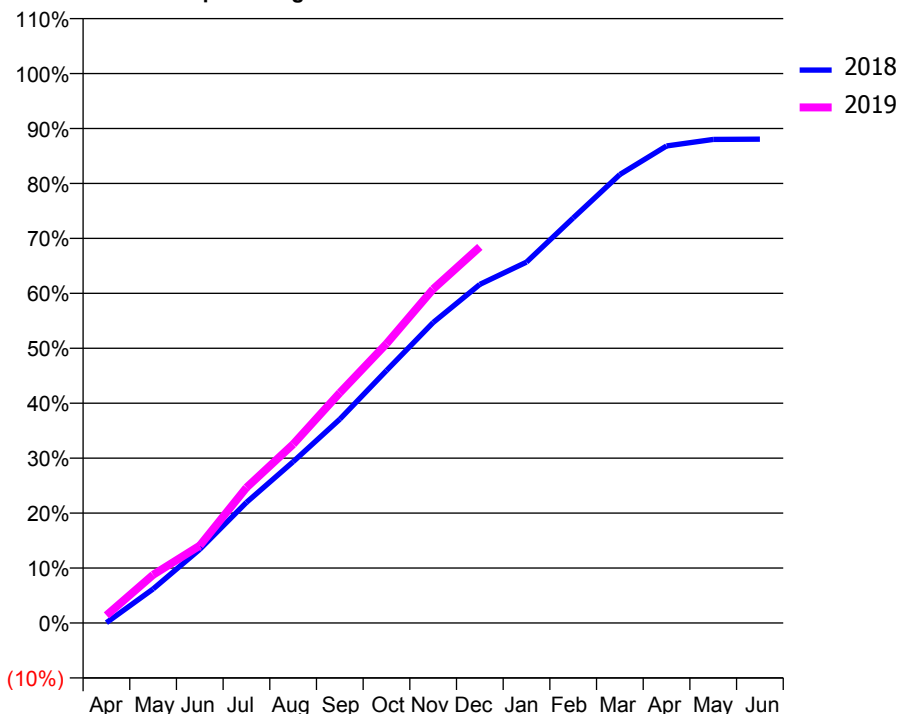
ACCESS*

Patients seen in 24 months	Total	Change since previous quarter
Quarter ending December 2017	8,964	
Quarter ending March 2018	8,845	↓
Quarter ending June 2018	8,813	→
Quarter ending September 2018	8,883	→
Quarter ending December 2018	8,790	↓
Variance since December 2017	(1.9%)	↓



ACTIVITY

Cumulative percentage of contracted UDA delivered 2018 & 2019



Month	Adjusted Scheduled Activity (UDA)	
	2018	2019
April	19	425
May	1,989	2,673
June	4,306	4,291
July	7,041	7,509
August	9,421	9,914
September	11,904	12,769
October	14,741	15,493
November	17,549	18,521
December	19,774	20,860
January	21,076	
February	23,653	
March	26,186	
April	27,856	
May	28,241	
June	28,254	

QUALITY

	Quantity	Base Number	Contract	AT	Region	England
% of FP17s for the same patient ID Re-attending within 3 months - Children	255	2,057	12.4%	9.9%	12.3%	11.8%
% of FP17s for the same patient ID Re-attending within 3 months - Adults	1,409	6,969	20.2%	14.0%	15.8%	15.6%
% of FP17s for the same patient ID Re-attending between 3 & 9 months - Children	978	2,057	47.5%	57.3%	60.1%	58.8%
% of FP17s for the same patient ID Re-attending between 3 & 9 months - Adults	3,152	6,969	45.2%	52.7%	53.3%	51.0%
% of FP17s for Band 1 Urgent Courses	1,007	8,381	12.0%	8.1%	9.0%	9.0%
% of FP17s Relating to Free Repair or Replacements	185	8,381	2.2%	1.1%	1.0%	0.8%
% of FP17s Relating to Continuations	214	8,381	2.6%	1.2%	1.0%	0.9%
% of Patients satisfied with the dentistry they have received	2	2	N/A	94.7%	93.8%	93.2%
% of Patients satisfied with the time they had to wait for an appointment	2	2	N/A	91.5%	89.4%	88.3%

* This is based on patients treated on this contract for their most recent course of treatment. Figures in italics indicate the base number of FP17s or Patient Questionnaire responses are less than 100. N/A is shown where the base number of responses is less than 10 during the period. % is calculated as Quantity/Base number*100

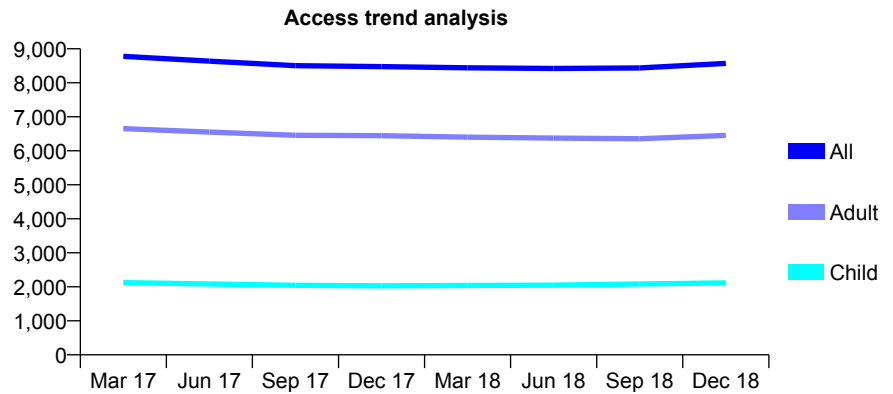
Q49 - Vital Signs At a Glance Contract Report for 920045/0002 - December 2018

Name or company name	MRS PA DODD
Contract type name	GDS Contract
Purpose of contract	General and Orthodontic
Contract start date	01/04/2006
Contract end date	

18/19 Contracted general activity (UDA)	24,881
Carry forward general activity (UDA)	0
18/19 Contracted orthodontic activity (UOA)	0
Carry forward orthodontic activity (UOA)	0
Baseline contract value	£616,536.65

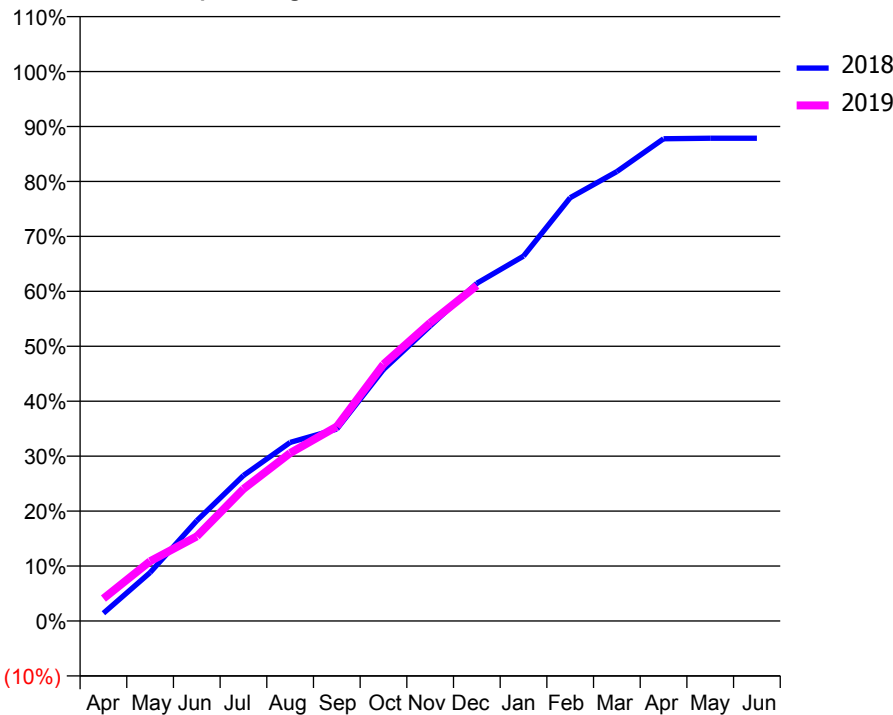
ACCESS*

Patients seen in 24 months	Total	Change since previous quarter
Quarter ending December 2017	8,476	
Quarter ending March 2018	8,441	→
Quarter ending June 2018	8,422	→
Quarter ending September 2018	8,439	→
Quarter ending December 2018	8,571	→
Variance since December 2017	1.1%	→



ACTIVITY

Cumulative percentage of contracted UDA delivered 2018 & 2019



Month	Adjusted Scheduled Activity (UDA)	
	2018	2019
April	337	1,015
May	2,096	2,708
June	4,335	3,831
July	6,283	5,979
August	7,714	7,603
September	8,288	8,804
October	10,862	11,628
November	12,739	13,506
December	14,582	15,186
January	15,756	
February	18,284	
March	19,410	
April	20,827	
May	20,848	
June	20,848	

QUALITY

	Quantity	Base Number	Contract	AT	Region	England
% of FP17s for the same patient ID Re-attending within 3 months - Children	142	2,695	5.3%	9.9%	12.3%	11.8%
% of FP17s for the same patient ID Re-attending within 3 months - Adults	494	7,216	6.8%	14.0%	15.8%	15.6%
% of FP17s for the same patient ID Re-attending between 3 & 9 months - Children	1,800	2,695	66.8%	57.3%	60.1%	58.8%
% of FP17s for the same patient ID Re-attending between 3 & 9 months - Adults	4,775	7,216	66.2%	52.7%	53.3%	51.0%
% of FP17s for Band 1 Urgent Courses	396	8,143	4.9%	8.1%	9.0%	9.0%
% of FP17s Relating to Free Repair or Replacements	37	8,143	0.5%	1.1%	1.0%	0.8%
% of FP17s Relating to Continuations	16	8,143	0.2%	1.2%	1.0%	0.9%
% of Patients satisfied with the dentistry they have received	6	6	N/A	94.7%	93.8%	93.2%
% of Patients satisfied with the time they had to wait for an appointment	6	6	N/A	91.5%	89.4%	88.3%

* This is based on patients treated on this contract for their most recent course of treatment. Figures in italics indicate the base number of FP17s or Patient Questionnaire responses are less than 100. N/A is shown where the base number of responses is less than 10 during the period. % is calculated as Quantity/Base number*100

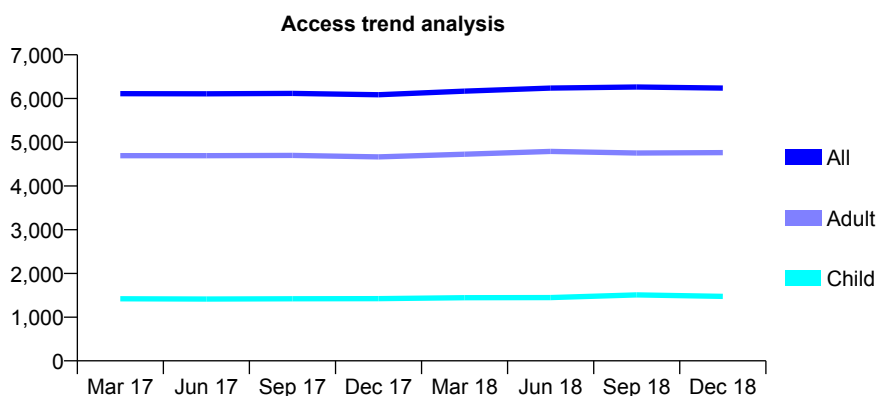
Q49 - Vital Signs At a Glance Contract Report for 925705/0001 - December 2018

Name or company name	MR SA EABORN
Contract type name	GDS Contract
Purpose of contract	General
Contract start date	01/04/2006
Contract end date	

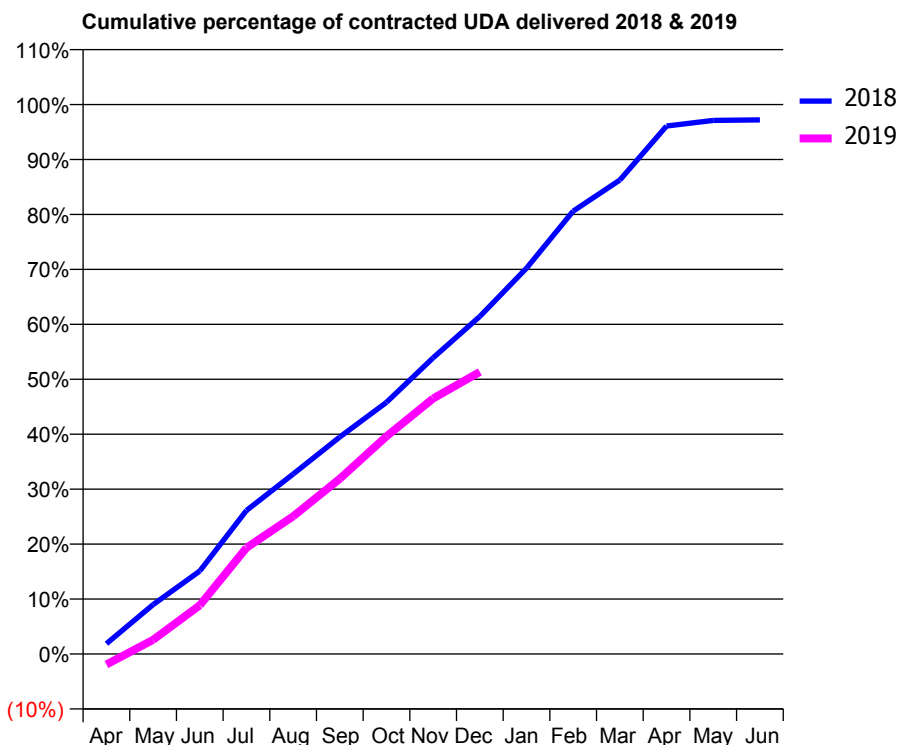
18/19 Contracted general activity (UDA)	16,440
Carry forward general activity (UDA)	458
18/19 Contracted orthodontic activity (UOA)	0
Carry forward orthodontic activity (UOA)	0
Baseline contract value	£447,627.63

ACCESS*

Patients seen in 24 months	Total	Change since previous quarter
Quarter ending December 2017	6,087	
Quarter ending March 2018	6,170	→
Quarter ending June 2018	6,238	→
Quarter ending September 2018	6,262	→
Quarter ending December 2018	6,240	→
Variance since December 2017	2.5%	↑



ACTIVITY



Month	Adjusted Scheduled Activity (UDA)	
	2018	2019
April	309	-316
May	1,479	427
June	2,484	1,457
July	4,296	3,179
August	5,382	4,121
September	6,492	5,246
October	7,532	6,512
November	8,861	7,644
December	10,100	8,441
January	11,544	
February	13,250	
March	14,182	
April	15,798	
May	15,964	
June	15,982	

QUALITY

	Quantity	Base Number	Contract	AT	Region	England
% of FP17s for the same patient ID Re-attending within 3 months - Children	67	1,200	5.6%	9.9%	12.3%	11.8%
% of FP17s for the same patient ID Re-attending within 3 months - Adults	536	3,854	13.9%	14.0%	15.8%	15.6%
% of FP17s for the same patient ID Re-attending between 3 & 9 months - Children	547	1,200	45.6%	57.3%	60.1%	58.8%
% of FP17s for the same patient ID Re-attending between 3 & 9 months - Adults	1,718	3,854	44.6%	52.7%	53.3%	51.0%
% of FP17s for Band 1 Urgent Courses	364	4,274	8.5%	8.1%	9.0%	9.0%
% of FP17s Relating to Free Repair or Replacements	65	4,274	1.5%	1.1%	1.0%	0.8%
% of FP17s Relating to Continuations	54	4,274	1.3%	1.2%	1.0%	0.9%
% of Patients satisfied with the dentistry they have received	3	3	N/A	94.7%	93.8%	93.2%
% of Patients satisfied with the time they had to wait for an appointment	3	3	N/A	91.5%	89.4%	88.3%

* This is based on patients treated on this contract for their most recent course of treatment. Figures in italics indicate the base number of FP17s or Patient Questionnaire responses are less than 100. N/A is shown where the base number of responses is less than 10 during the period. % is calculated as Quantity/Base number*100

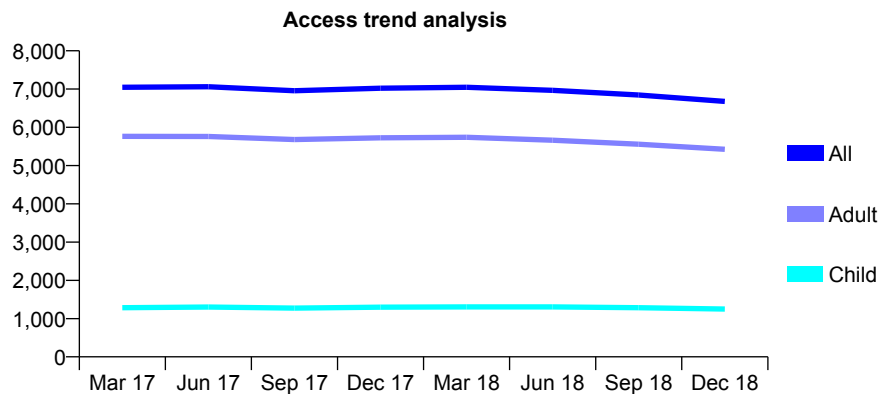
Q49 - Vital Signs At a Glance Contract Report for 933406/0001 - December 2018

Name or company name	MR JI SYKES
Contract type name	GDS Contract
Purpose of contract	General
Contract start date	11/08/2007
Contract end date	

18/19 Contracted general activity (UDA)	19,332
Carry forward general activity (UDA)	134
18/19 Contracted orthodontic activity (UOA)	0
Carry forward orthodontic activity (UOA)	0
Baseline contract value	£441,683.67

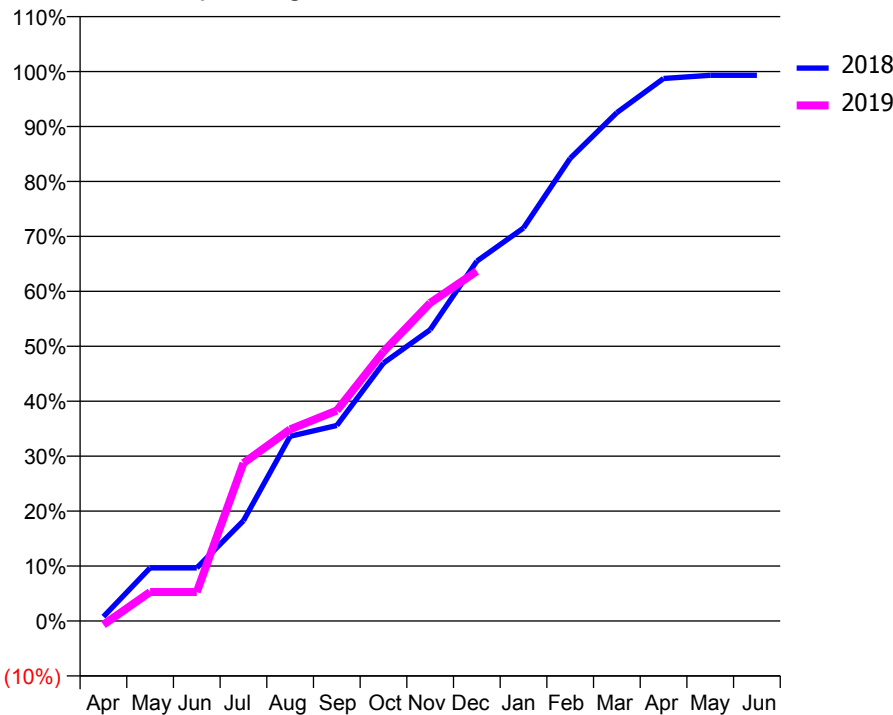
ACCESS*

Patients seen in 24 months	Total	Change since previous quarter
Quarter ending December 2017	7,023	
Quarter ending March 2018	7,048	→
Quarter ending June 2018	6,966	↓
Quarter ending September 2018	6,844	↓
Quarter ending December 2018	6,676	↓
Variance since December 2017	(4.9%)	↓



ACTIVITY

Cumulative percentage of contracted UDA delivered 2018 & 2019



Month	Adjusted Scheduled Activity (UDA)	
	2018	2019
April	153	-134
May	1,871	1,020
June	1,871	1,020
July	3,530	5,556
August	6,500	6,744
September	6,881	7,405
October	9,074	9,476
November	10,250	11,190
December	12,660	12,310
January	13,830	
February	16,276	
March	17,883	
April	19,087	
May	19,198	
June	19,198	

QUALITY

	Quantity	Base Number	Contract	AT	Region	England
% of FP17s for the same patient ID Re-attending within 3 months - Children	95	1,316	7.2%	9.9%	12.3%	11.8%
% of FP17s for the same patient ID Re-attending within 3 months - Adults	650	4,928	13.2%	14.0%	15.8%	15.6%
% of FP17s for the same patient ID Re-attending between 3 & 9 months - Children	857	1,316	65.1%	57.3%	60.1%	58.8%
% of FP17s for the same patient ID Re-attending between 3 & 9 months - Adults	2,352	4,928	47.7%	52.7%	53.3%	51.0%
% of FP17s for Band 1 Urgent Courses	479	5,762	8.3%	8.1%	9.0%	9.0%
% of FP17s Relating to Free Repair or Replacements	117	5,762	2.0%	1.1%	1.0%	0.8%
% of FP17s Relating to Continuations	67	5,762	1.2%	1.2%	1.0%	0.9%
% of Patients satisfied with the dentistry they have received	3	3	N/A	94.7%	93.8%	93.2%
% of Patients satisfied with the time they had to wait for an appointment	2	3	N/A	91.5%	89.4%	88.3%

* This is based on patients treated on this contract for their most recent course of treatment. Figures in italics indicate the base number of FP17s or Patient Questionnaire responses are less than 100. N/A is shown where the base number of responses is less than 10 during the period. % is calculated as Quantity/Base number*100

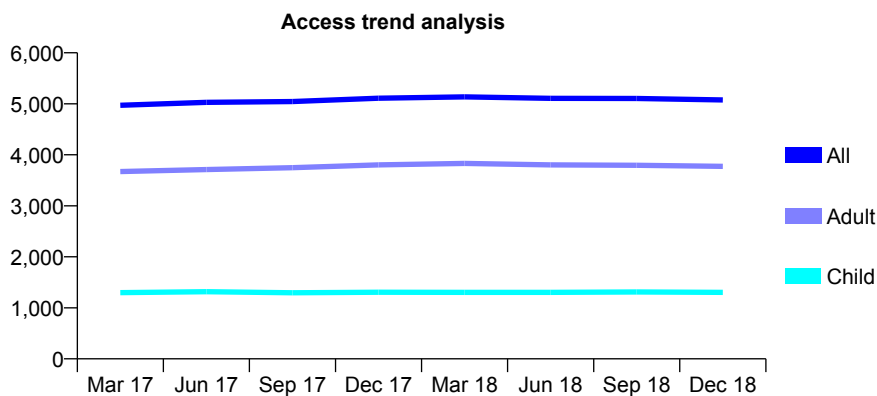
Q49 - Vital Signs At a Glance Contract Report for 934518/0001 - December 2018

Name or company name	Mrs J D Black and Mr G Cowie
Contract type name	GDS Contract
Purpose of contract	General
Contract start date	01/04/2006
Contract end date	

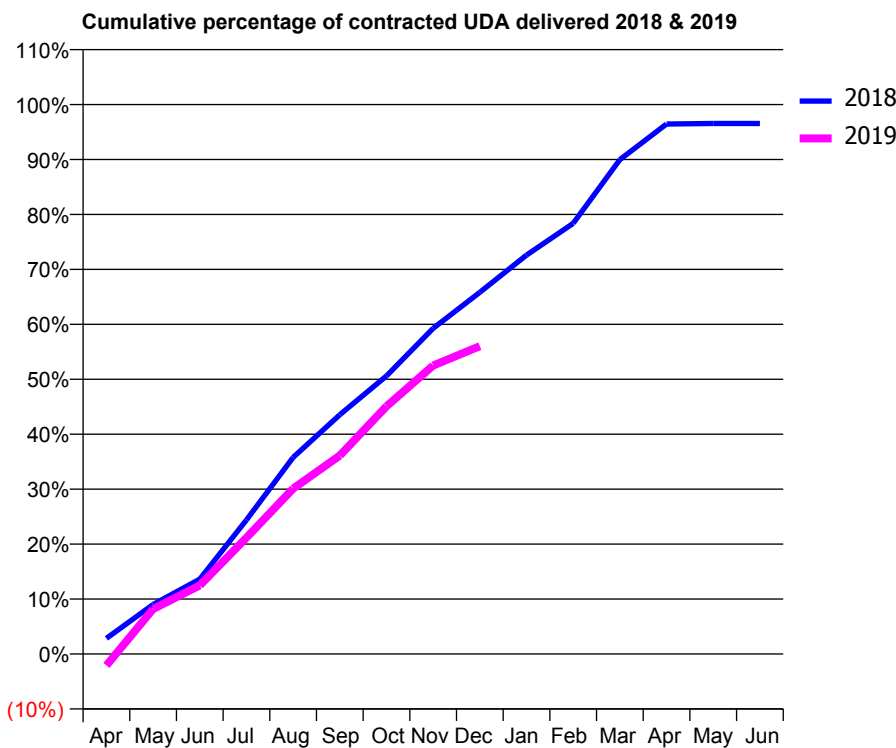
18/19 Contracted general activity (UDA)	16,216
Carry forward general activity (UDA)	599
18/19 Contracted orthodontic activity (UOA)	0
Carry forward orthodontic activity (UOA)	0
Baseline contract value	£443,375.33

ACCESS*

Patients seen in 24 months	Total	Change since previous quarter
Quarter ending December 2017	5,110	
Quarter ending March 2018	5,136	→
Quarter ending June 2018	5,106	→
Quarter ending September 2018	5,105	→
Quarter ending December 2018	5,076	→
Variance since December 2017	(0.7%)	→



ACTIVITY



Month	Adjusted Scheduled Activity (UDA)	
	2018	2019
April	464	-340
May	1,462	1,329
June	2,210	2,024
July	3,955	3,433
August	5,803	4,881
September	7,060	5,858
October	8,206	7,311
November	9,612	8,512
December	10,674	9,083
January	11,771	
February	12,710	
March	14,589	
April	15,639	
May	15,657	
June	15,657	

QUALITY

	Quantity	Base Number	Contract	AT	Region	England
% of FP17s for the same patient ID Re-attending within 3 months - Children	90	1,211	7.4%	9.9%	12.3%	11.8%
% of FP17s for the same patient ID Re-attending within 3 months - Adults	402	3,200	12.6%	14.0%	15.8%	15.6%
% of FP17s for the same patient ID Re-attending between 3 & 9 months - Children	604	1,211	49.9%	57.3%	60.1%	58.8%
% of FP17s for the same patient ID Re-attending between 3 & 9 months - Adults	1,505	3,200	47.0%	52.7%	53.3%	51.0%
% of FP17s for Band 1 Urgent Courses	258	4,031	6.4%	8.1%	9.0%	9.0%
% of FP17s Relating to Free Repair or Replacements	45	4,031	1.1%	1.1%	1.0%	0.8%
% of FP17s Relating to Continuations	15	4,031	0.4%	1.2%	1.0%	0.9%
% of Patients satisfied with the dentistry they have received	5	5	N/A	94.7%	93.8%	93.2%
% of Patients satisfied with the time they had to wait for an appointment	5	5	N/A	91.5%	89.4%	88.3%

* This is based on patients treated on this contract for their most recent course of treatment. Figures in italics indicate the base number of FP17s or Patient Questionnaire responses are less than 100. N/A is shown where the base number of responses is less than 10 during the period. % is calculated as Quantity/Base number*100

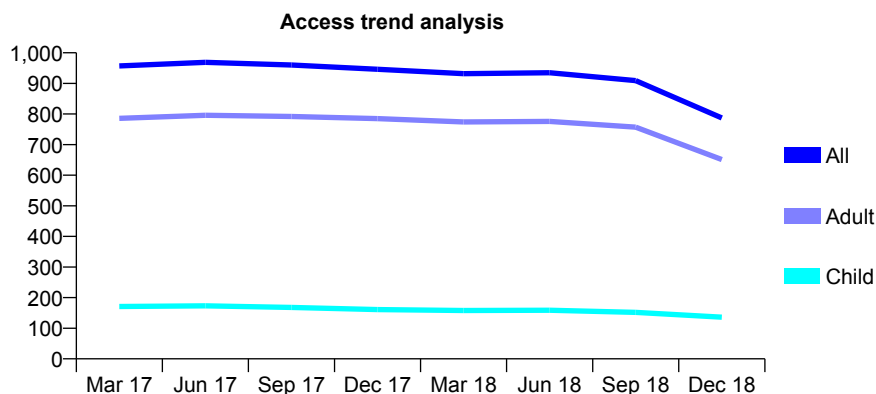
Q49 - Vital Signs At a Glance Contract Report for 937932/0003 - December 2018

Name or company name	MR I STEELE
Contract type name	GDS Contract
Purpose of contract	General
Contract start date	02/01/2014
Contract end date	31/10/2018

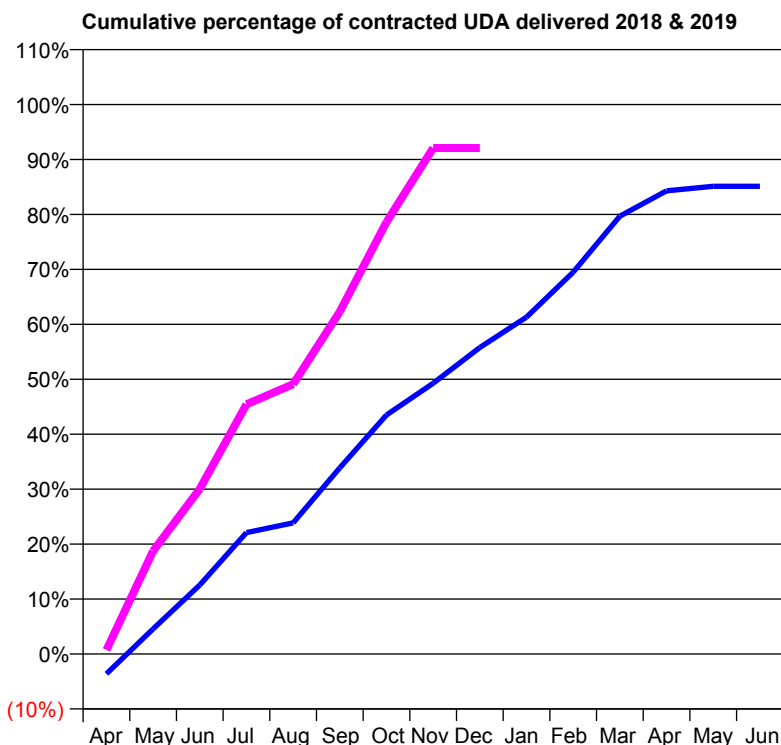
18/19 Contracted general activity (UDA)	1,750
Carry forward general activity (UDA)	0
18/19 Contracted orthodontic activity (UOA)	0
Carry forward orthodontic activity (UOA)	0
Baseline contract value	£43,055.94

ACCESS*

Patients seen in 24 months	Total	Change since previous quarter
Quarter ending December 2017	946	
Quarter ending March 2018	932	↓
Quarter ending June 2018	935	→
Quarter ending September 2018	909	↓
Quarter ending December 2018	787	↓
Variance since December 2017	(16.8%)	↓



ACTIVITY



Month	Adjusted Scheduled Activity (UDA)	
	2018	2019
April	-109	13
May	137	328
June	377	526
July	663	795
August	716	859
September	1,017	1,090
October	1,305	1,376
November	1,478	1,612
December	1,673	1,612
January	1,840	
February	2,085	
March	2,390	
April	2,529	
May	2,554	
June	2,554	

QUALITY

	Quantity	Base Number	Contract	AT	Region	England
% of FP17s for the same patient ID Re-attending within 3 months - Children	9	137	6.6%	9.9%	12.3%	11.8%
% of FP17s for the same patient ID Re-attending within 3 months - Adults	106	797	13.3%	14.0%	15.8%	15.6%
% of FP17s for the same patient ID Re-attending between 3 & 9 months - Children	88	137	64.2%	57.3%	60.1%	58.8%
% of FP17s for the same patient ID Re-attending between 3 & 9 months - Adults	531	797	66.6%	52.7%	53.3%	51.0%
% of FP17s for Band 1 Urgent Courses	3	841	0.4%	8.1%	9.0%	9.0%
% of FP17s Relating to Free Repair or Replacements	24	841	2.9%	1.1%	1.0%	0.8%
% of FP17s Relating to Continuations	21	841	2.5%	1.2%	1.0%	0.9%
% of Patients satisfied with the dentistry they have received	1	1	N/A	94.7%	93.8%	93.2%
% of Patients satisfied with the time they had to wait for an appointment	1	1	N/A	91.5%	89.4%	88.3%

* This is based on patients treated on this contract for their most recent course of treatment. Figures in italics indicate the base number of FP17s or Patient Questionnaire responses are less than 100. N/A is shown where the base number of responses is less than 10 during the period. % is calculated as Quantity/Base number*100

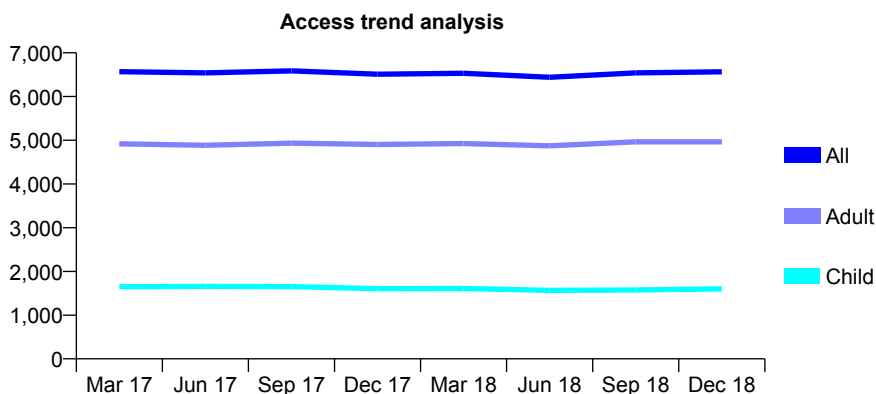
Q49 - Vital Signs At a Glance Contract Report for 941212/0001 - December 2018

Name or company name	MR I DAVIES
Contract type name	GDS Contract
Purpose of contract	General and Orthodontic
Contract start date	01/05/2011
Contract end date	

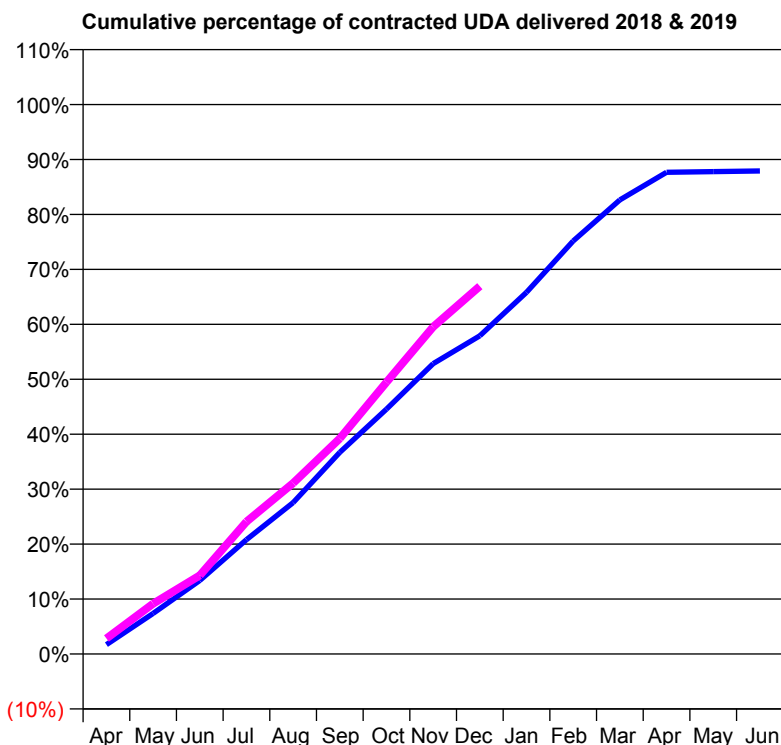
18/19 Contracted general activity (UDA)	21,674
Carry forward general activity (UDA)	0
18/19 Contracted orthodontic activity (UOA)	0
Carry forward orthodontic activity (UOA)	0
Baseline contract value	£573,218.84

ACCESS*

Patients seen in 24 months	Total	Change since previous quarter
Quarter ending December 2017	6,509	
Quarter ending March 2018	6,533	→
Quarter ending June 2018	6,439	↓
Quarter ending September 2018	6,540	→
Quarter ending December 2018	6,564	→
Variance since December 2017	0.8%	→



ACTIVITY



Adjusted Scheduled Activity (UDA)		
Month	2018	2019
April	372	612
May	1,602	1,987
June	2,902	3,103
July	4,510	5,218
August	5,971	6,741
September	7,957	8,501
October	9,660	10,719
November	11,455	12,903
December	12,554	14,506
January	14,265	
February	16,293	
March	17,912	
April	19,000	
May	19,025	
June	19,054	

QUALITY

	Quantity	Base Number	Contract	AT	Region	England
% of FP17s for the same patient ID Re-attending within 3 months - Children	167	1,780	9.4%	9.9%	12.3%	11.8%
% of FP17s for the same patient ID Re-attending within 3 months - Adults	1,124	5,543	20.3%	14.0%	15.8%	15.6%
% of FP17s for the same patient ID Re-attending between 3 & 9 months - Children	938	1,780	52.7%	57.3%	60.1%	58.8%
% of FP17s for the same patient ID Re-attending between 3 & 9 months - Adults	2,761	5,543	49.8%	52.7%	53.3%	51.0%
% of FP17s for Band 1 Urgent Courses	692	6,023	11.5%	8.1%	9.0%	9.0%
% of FP17s Relating to Free Repair or Replacements	127	6,023	2.1%	1.1%	1.0%	0.8%
% of FP17s Relating to Continuations	111	6,023	1.8%	1.2%	1.0%	0.9%
% of Patients satisfied with the dentistry they have received	5	5	N/A	94.7%	93.8%	93.2%
% of Patients satisfied with the time they had to wait for an appointment	3	5	N/A	91.5%	89.4%	88.3%

* This is based on patients treated on this contract for their most recent course of treatment. Figures in italics indicate the base number of FP17s or Patient Questionnaire responses are less than 100. N/A is shown where the base number of responses is less than 10 during the period. % is calculated as Quantity/Base number*100

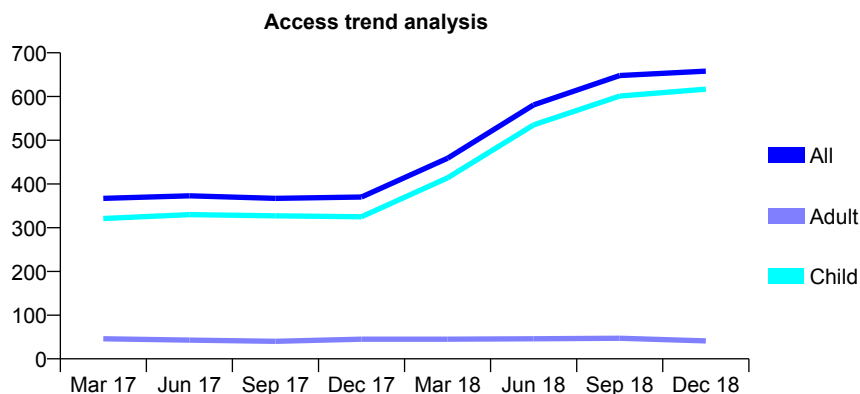
Q49 - Vital Signs At a Glance Contract Report for 943754/0003 - December 2018

Name or company name	MR S ISMAIL
Contract type name	GDS Contract
Purpose of contract	General and Orthodontic
Contract start date	01/07/2012
Contract end date	

18/19 Contracted general activity (UDA)	866
Carry forward general activity (UDA)	1,069
18/19 Contracted orthodontic activity (UOA)	0
Carry forward orthodontic activity (UOA)	0
Baseline contract value	£22,148.06

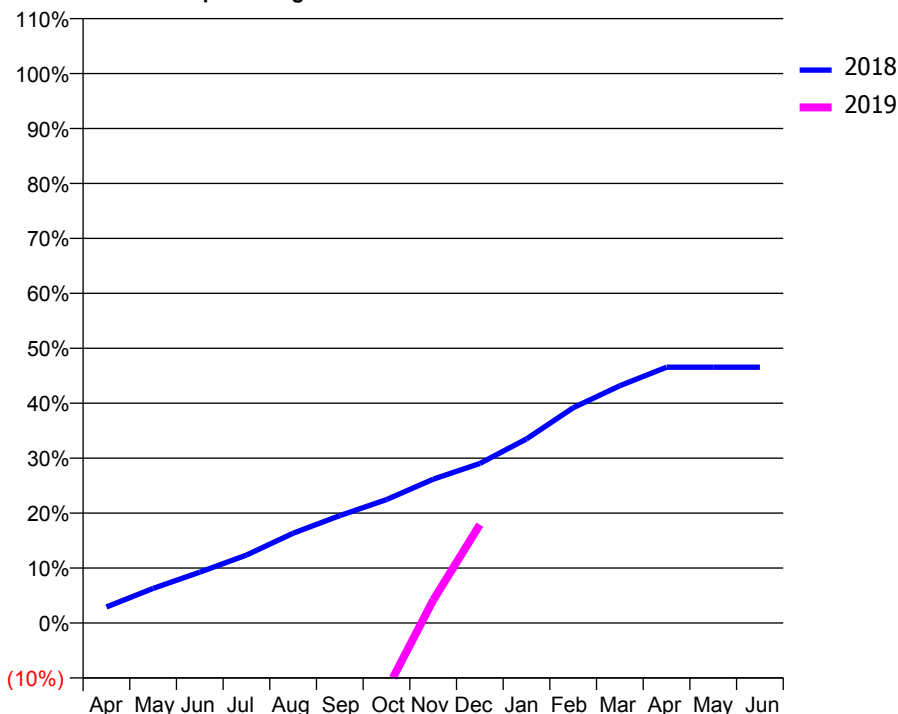
ACCESS*

Patients seen in 24 months	Total	Change since previous quarter
Quarter ending December 2017	370	
Quarter ending March 2018	459	↑
Quarter ending June 2018	581	↑
Quarter ending September 2018	648	↑
Quarter ending December 2018	658	→
Variance since December 2017	77.8%	↑



ACTIVITY

Cumulative percentage of contracted UDA delivered 2018 & 2019



Month	Adjusted Scheduled Activity (UDA)	
	2018	2019
April	58	-953
May	126	-855
June	185	-739
July	247	-575
August	327	-403
September	391	-237
October	449	-106
November	523	36
December	581	155
January	670	
February	783	
March	864	
April	931	
May	931	
June	931	

QUALITY

	Quantity	Base Number	Contract	AT	Region	England
% of FP17s for the same patient ID Re-attending within 3 months - Children	72	905	8.0%	9.9%	12.3%	11.8%
% of FP17s for the same patient ID Re-attending within 3 months - Adults	0	0	N/A	14.0%	15.8%	15.6%
% of FP17s for the same patient ID Re-attending between 3 & 9 months - Children	472	905	52.2%	57.3%	60.1%	58.8%
% of FP17s for the same patient ID Re-attending between 3 & 9 months - Adults	0	0	N/A	52.7%	53.3%	51.0%
% of FP17s for Band 1 Urgent Courses	21	860	2.4%	8.1%	9.0%	9.0%
% of FP17s Relating to Free Repair or Replacements	0	860	0.0%	1.1%	1.0%	0.8%
% of FP17s Relating to Continuations	0	860	0.0%	1.2%	1.0%	0.9%
% of Patients satisfied with the dentistry they have received	0	0	N/A	94.7%	93.8%	93.2%
% of Patients satisfied with the time they had to wait for an appointment	0	0	N/A	91.5%	89.4%	88.3%

* This is based on patients treated on this contract for their most recent course of treatment. Figures in italics indicate the base number of FP17s or Patient Questionnaire responses are less than 100. N/A is shown where the base number of responses is less than 10 during the period. % is calculated as Quantity/Base number*100

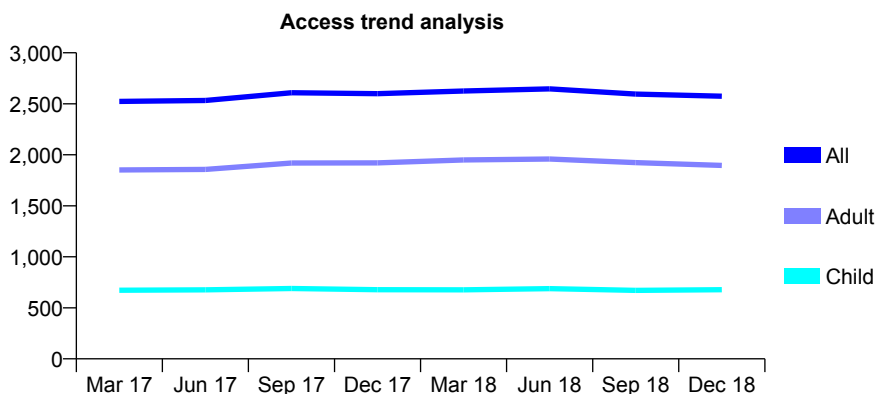
Q49 - Vital Signs At a Glance Contract Report for 960322/0001 - December 2018

Name or company name	MR AJ CHURM
Contract type name	GDS Contract
Purpose of contract	General
Contract start date	01/08/2009
Contract end date	

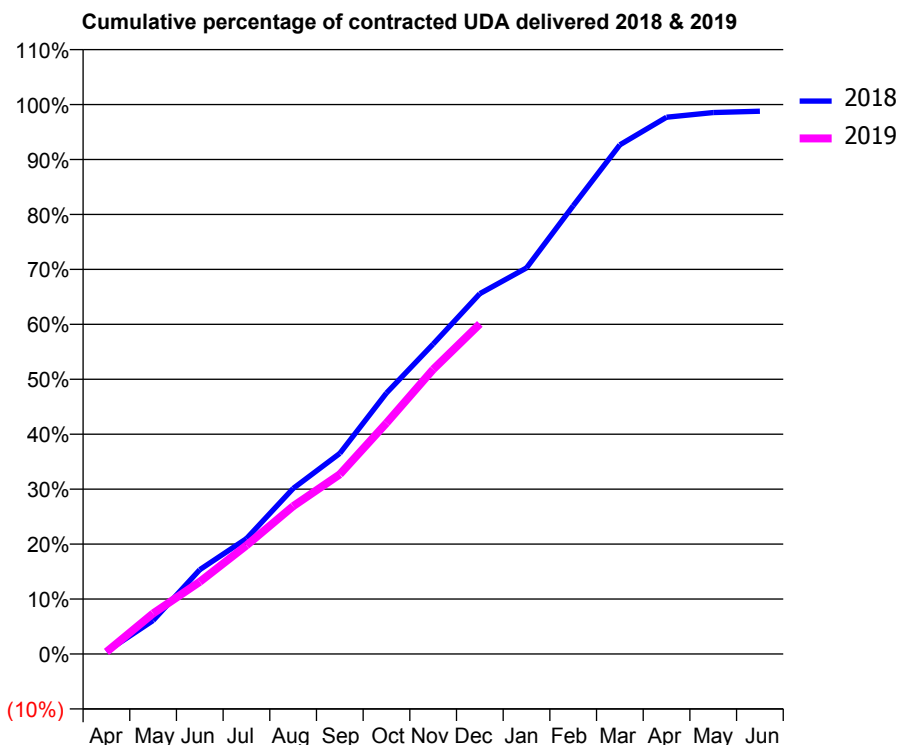
18/19 Contracted general activity (UDA)	5,962
Carry forward general activity (UDA)	73
18/19 Contracted orthodontic activity (UOA)	0
Carry forward orthodontic activity (UOA)	0
Baseline contract value	£176,538.18

ACCESS*

Patients seen in 24 months	Total	Change since previous quarter
Quarter ending December 2017	2,599	
Quarter ending March 2018	2,626	→
Quarter ending June 2018	2,647	→
Quarter ending September 2018	2,595	↓
Quarter ending December 2018	2,574	→
Variance since December 2017	(1.0%)	→



ACTIVITY



Month	Adjusted Scheduled Activity (UDA)	
	2018	2019
April	27	23
May	364	441
June	916	783
July	1,253	1,178
August	1,796	1,603
September	2,177	1,949
October	2,832	2,507
November	3,362	3,089
December	3,909	3,582
January	4,189	
February	4,863	
March	5,525	
April	5,824	
May	5,875	
June	5,889	

QUALITY

	Quantity	Base Number	Contract	AT	Region	England
% of FP17s for the same patient ID Re-attending within 3 months - Children	35	554	6.3%	9.9%	12.3%	11.8%
% of FP17s for the same patient ID Re-attending within 3 months - Adults	254	1,595	15.9%	14.0%	15.8%	15.6%
% of FP17s for the same patient ID Re-attending between 3 & 9 months - Children	271	554	48.9%	57.3%	60.1%	58.8%
% of FP17s for the same patient ID Re-attending between 3 & 9 months - Adults	758	1,595	47.5%	52.7%	53.3%	51.0%
% of FP17s for Band 1 Urgent Courses	116	1,595	7.3%	8.1%	9.0%	9.0%
% of FP17s Relating to Free Repair or Replacements	16	1,595	1.0%	1.1%	1.0%	0.8%
% of FP17s Relating to Continuations	27	1,595	1.7%	1.2%	1.0%	0.9%
% of Patients satisfied with the dentistry they have received	4	4	N/A	94.7%	93.8%	93.2%
% of Patients satisfied with the time they had to wait for an appointment	4	4	N/A	91.5%	89.4%	88.3%

* This is based on patients treated on this contract for their most recent course of treatment. Figures in italics indicate the base number of FP17s or Patient Questionnaire responses are less than 100. N/A is shown where the base number of responses is less than 10 during the period. % is calculated as Quantity/Base number*100

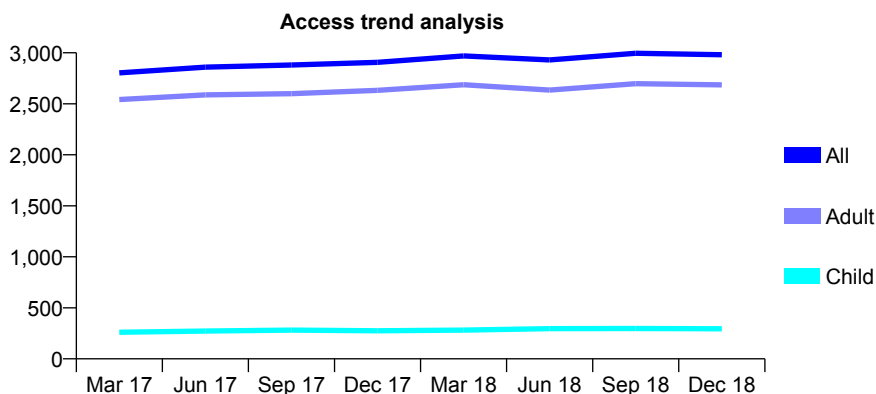
Q49 - Vital Signs At a Glance Contract Report for 962295/0001 - December 2018

Name or company name	MR S SOLAIMAN
Contract type name	GDS Contract
Purpose of contract	General
Contract start date	01/06/2007
Contract end date	

18/19 Contracted general activity (UDA)	9,211
Carry forward general activity (UDA)	0
18/19 Contracted orthodontic activity (UOA)	0
Carry forward orthodontic activity (UOA)	0
Baseline contract value	£260,513.25

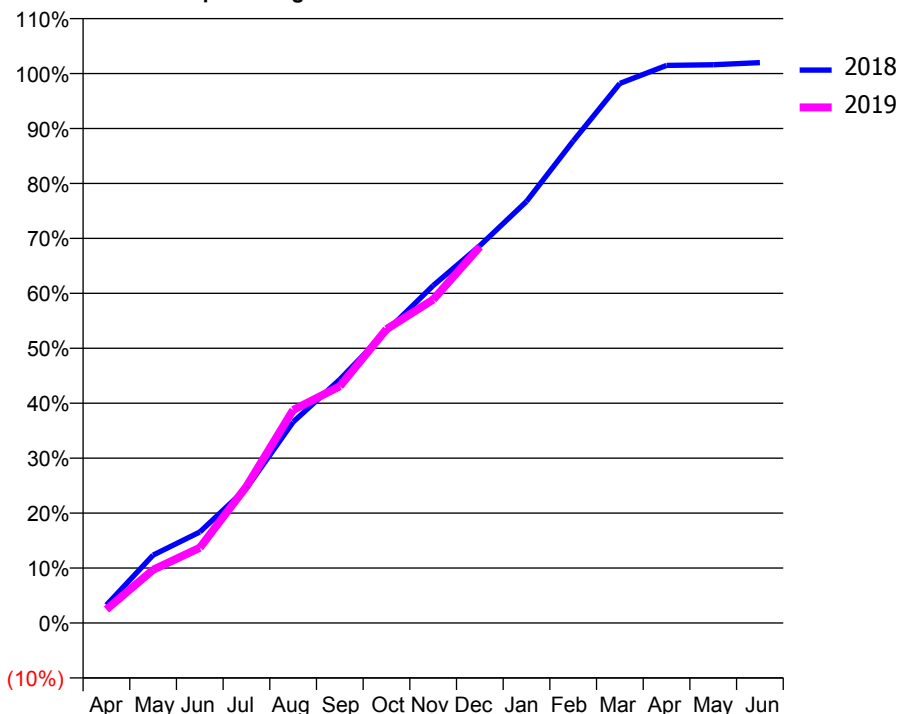
ACCESS*

Patients seen in 24 months	Total	Change since previous quarter
Quarter ending December 2017	2,907	
Quarter ending March 2018	2,969	↑
Quarter ending June 2018	2,930	↓
Quarter ending September 2018	2,995	↑
Quarter ending December 2018	2,981	→
Variance since December 2017	2.5%	↑



ACTIVITY

Cumulative percentage of contracted UDA delivered 2018 & 2019



Month	Adjusted Scheduled Activity (UDA)	
	2018	2019
April	302	227
May	1,139	893
June	1,525	1,262
July	2,259	2,289
August	3,371	3,572
September	4,082	3,969
October	4,892	4,926
November	5,657	5,421
December	6,325	6,306
January	7,067	
February	8,079	
March	9,046	
April	9,347	
May	9,357	
June	9,393	

QUALITY

	Quantity	Base Number	Contract	AT	Region	England
% of FP17s for the same patient ID Re-attending within 3 months - Children	25	255	9.8%	9.9%	12.3%	11.8%
% of FP17s for the same patient ID Re-attending within 3 months - Adults	269	2,003	13.4%	14.0%	15.8%	15.6%
% of FP17s for the same patient ID Re-attending between 3 & 9 months - Children	99	255	38.8%	57.3%	60.1%	58.8%
% of FP17s for the same patient ID Re-attending between 3 & 9 months - Adults	645	2,003	32.2%	52.7%	53.3%	51.0%
% of FP17s for Band 1 Urgent Courses	337	2,149	15.7%	8.1%	9.0%	9.0%
% of FP17s Relating to Free Repair or Replacements	5	2,149	0.2%	1.1%	1.0%	0.8%
% of FP17s Relating to Continuations	22	2,149	1.0%	1.2%	1.0%	0.9%
% of Patients satisfied with the dentistry they have received	1	2	N/A	94.7%	93.8%	93.2%
% of Patients satisfied with the time they had to wait for an appointment	2	2	N/A	91.5%	89.4%	88.3%

* This is based on patients treated on this contract for their most recent course of treatment. Figures in italics indicate the base number of FP17s or Patient Questionnaire responses are less than 100. N/A is shown where the base number of responses is less than 10 during the period. % is calculated as Quantity/Base number*100

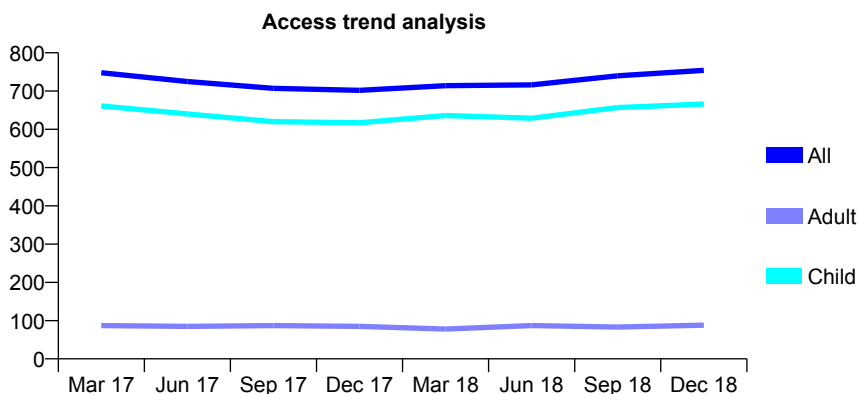
Q49 - Vital Signs At a Glance Contract Report for 962740/0001 - December 2018

Name or company name	Stricklandgate Dental Practice
Contract type name	GDS Contract
Purpose of contract	General
Contract start date	01/02/2013
Contract end date	

18/19 Contracted general activity (UDA)	2,278
Carry forward general activity (UDA)	0
18/19 Contracted orthodontic activity (UOA)	0
Carry forward orthodontic activity (UOA)	0
Baseline contract value	£56,713.32

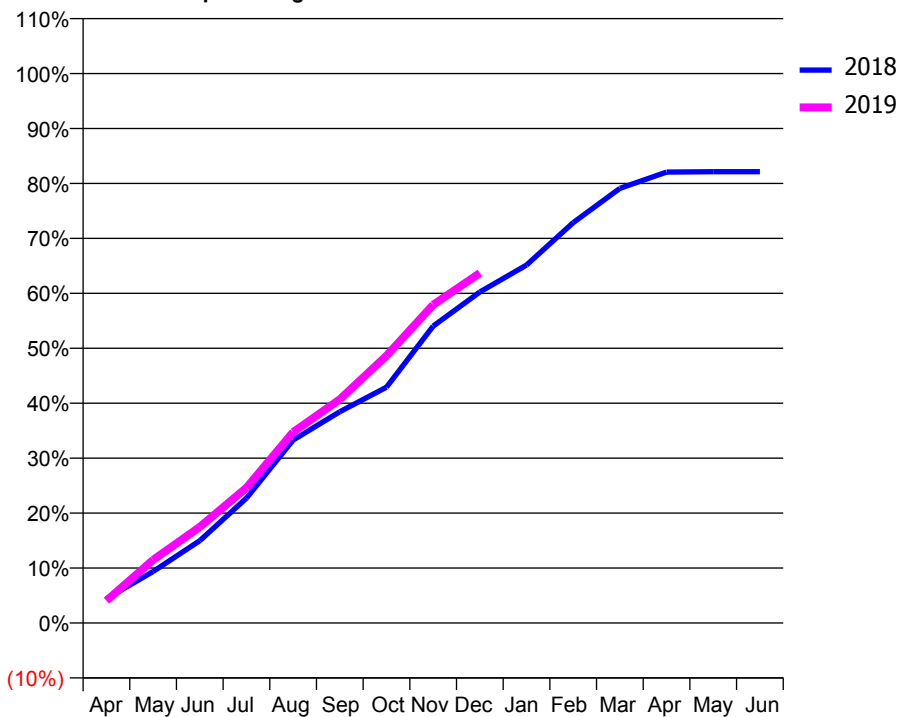
ACCESS*

Patients seen in 24 months	Total	Change since previous quarter
Quarter ending December 2017	702	
Quarter ending March 2018	714	→
Quarter ending June 2018	716	→
Quarter ending September 2018	740	↑
Quarter ending December 2018	754	→
Variance since December 2017	7.4%	↑



ACTIVITY

Cumulative percentage of contracted UDA delivered 2018 & 2019



Month	Adjusted Scheduled Activity (UDA)	
	2018	2019
April	101	93
May	214	262
June	341	398
July	518	561
August	759	792
September	876	927
October	978	1,108
November	1,231	1,319
December	1,373	1,451
January	1,484	
February	1,660	
March	1,802	
April	1,869	
May	1,871	
June	1,871	

QUALITY

	Quantity	Base Number	Contract	AT	Region	England
% of FP17s for the same patient ID Re-attending within 3 months - Children	135	1,095	12.3%	9.9%	12.3%	11.8%
% of FP17s for the same patient ID Re-attending within 3 months - Adults	0	1	0.0%	14.0%	15.8%	15.6%
% of FP17s for the same patient ID Re-attending between 3 & 9 months - Children	716	1,095	65.4%	57.3%	60.1%	58.8%
% of FP17s for the same patient ID Re-attending between 3 & 9 months - Adults	1	1	100.0%	52.7%	53.3%	51.0%
% of FP17s for Band 1 Urgent Courses	35	1,044	3.4%	8.1%	9.0%	9.0%
% of FP17s Relating to Free Repair or Replacements	0	1,044	0.0%	1.1%	1.0%	0.8%
% of FP17s Relating to Continuations	0	1,044	0.0%	1.2%	1.0%	0.9%
% of Patients satisfied with the dentistry they have received	0	0	N/A	94.7%	93.8%	93.2%
% of Patients satisfied with the time they had to wait for an appointment	0	0	N/A	91.5%	89.4%	88.3%

* This is based on patients treated on this contract for their most recent course of treatment. Figures in italics indicate the base number of FP17s or Patient Questionnaire responses are less than 100. N/A is shown where the base number of responses is less than 10 during the period. % is calculated as Quantity/Base number*100

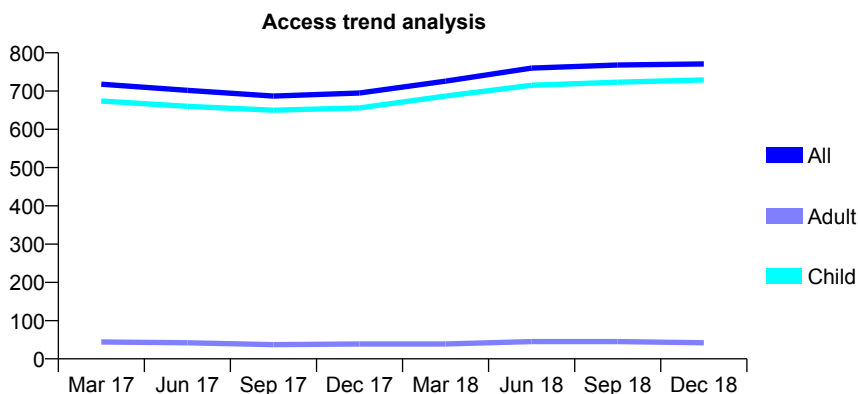
Q49 - Vital Signs At a Glance Contract Report for 967912/0001 - December 2018

Name or company name	MR M CAREW
Contract type name	GDS Contract
Purpose of contract	General
Contract start date	01/06/2011
Contract end date	

18/19 Contracted general activity (UDA)	1,558
Carry forward general activity (UDA)	0
18/19 Contracted orthodontic activity (UOA)	0
Carry forward orthodontic activity (UOA)	0
Baseline contract value	£34,368.63

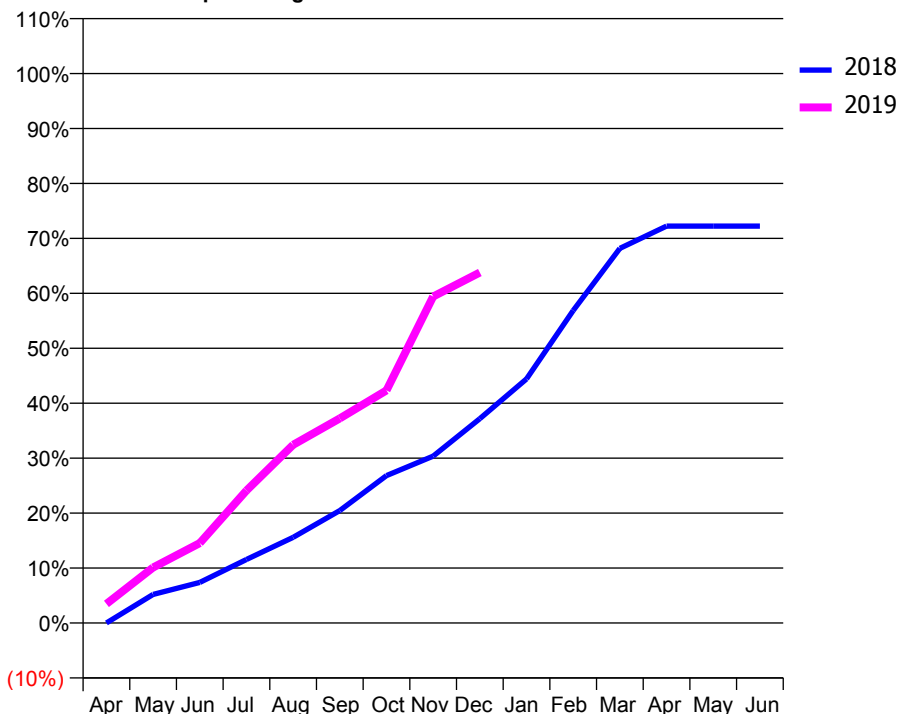
ACCESS*

Patients seen in 24 months	Total	Change since previous quarter
Quarter ending December 2017	695	
Quarter ending March 2018	726	↑
Quarter ending June 2018	760	↑
Quarter ending September 2018	768	→
Quarter ending December 2018	771	→
Variance since December 2017	10.9%	↑



ACTIVITY

Cumulative percentage of contracted UDA delivered 2018 & 2019



Month	Adjusted Scheduled Activity (UDA)	
	2018	2019
April	0	54
May	81	157
June	115	227
July	180	376
August	243	505
September	319	580
October	418	660
November	473	926
December	579	994
January	692	
February	886	
March	1,062	
April	1,125	
May	1,125	
June	1,125	

QUALITY

	Quantity	Base Number	Contract	AT	Region	England
% of FP17s for the same patient ID Re-attending within 3 months - Children	33	704	4.7%	9.9%	12.3%	11.8%
% of FP17s for the same patient ID Re-attending within 3 months - Adults	0	0	N/A	14.0%	15.8%	15.6%
% of FP17s for the same patient ID Re-attending between 3 & 9 months - Children	357	704	50.7%	57.3%	60.1%	58.8%
% of FP17s for the same patient ID Re-attending between 3 & 9 months - Adults	0	0	N/A	52.7%	53.3%	51.0%
% of FP17s for Band 1 Urgent Courses	18	674	2.7%	8.1%	9.0%	9.0%
% of FP17s Relating to Free Repair or Replacements	0	674	0.0%	1.1%	1.0%	0.8%
% of FP17s Relating to Continuations	4	674	0.6%	1.2%	1.0%	0.9%
% of Patients satisfied with the dentistry they have received	0	0	N/A	94.7%	93.8%	93.2%
% of Patients satisfied with the time they had to wait for an appointment	0	0	N/A	91.5%	89.4%	88.3%

* This is based on patients treated on this contract for their most recent course of treatment. Figures in italics indicate the base number of FP17s or Patient Questionnaire responses are less than 100. N/A is shown where the base number of responses is less than 10 during the period. % is calculated as Quantity/Base number*100

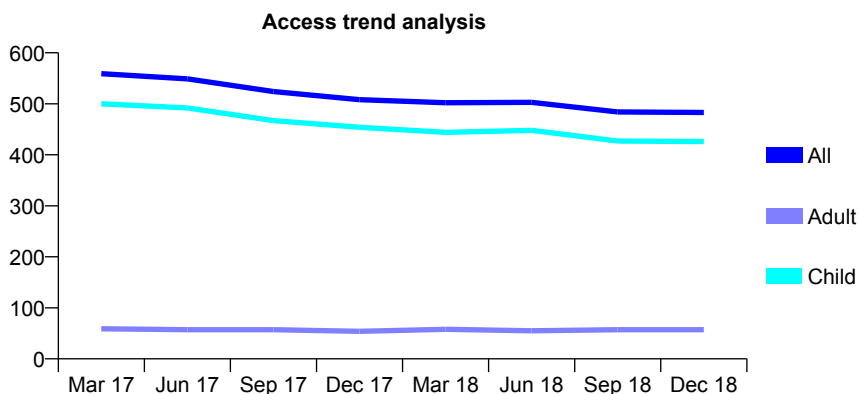
Q49 - Vital Signs At a Glance Contract Report for 998478/0001 - December 2018

Name or company name	Burnett Group Dental Practice Partnership
Contract type name	GDS Contract
Purpose of contract	General
Contract start date	01/04/2006
Contract end date	

18/19 Contracted general activity (UDA)	1,961
Carry forward general activity (UDA)	0
18/19 Contracted orthodontic activity (UOA)	0
Carry forward orthodontic activity (UOA)	0
Baseline contract value	£43,251.23

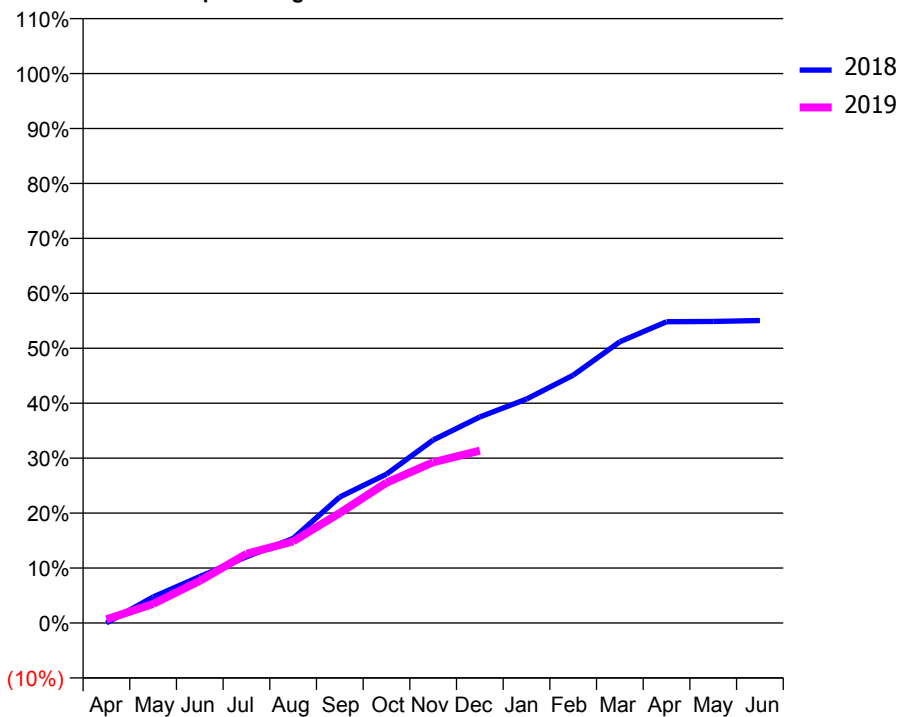
ACCESS*

Patients seen in 24 months	Total	Change since previous quarter
Quarter ending December 2017	508	
Quarter ending March 2018	502	↓
Quarter ending June 2018	503	→
Quarter ending September 2018	484	↓
Quarter ending December 2018	483	→
Variance since December 2017	(4.9%)	↓



ACTIVITY

Cumulative percentage of contracted UDA delivered 2018 & 2019



Month	Adjusted Scheduled Activity (UDA)	
	2018	2019
April	0	13
May	93	68
June	166	151
July	236	247
August	302	292
September	450	393
October	531	501
November	653	574
December	736	615
January	799	
February	884	
March	1,004	
April	1,075	
May	1,076	
June	1,079	

QUALITY

	Quantity	Base Number	Contract	AT	Region	England
% of FP17s for the same patient ID Re-attending within 3 months - Children	48	522	9.2%	9.9%	12.3%	11.8%
% of FP17s for the same patient ID Re-attending within 3 months - Adults	1	8	12.5%	14.0%	15.8%	15.6%
% of FP17s for the same patient ID Re-attending between 3 & 9 months - Children	373	522	71.5%	57.3%	60.1%	58.8%
% of FP17s for the same patient ID Re-attending between 3 & 9 months - Adults	6	8	75.0%	52.7%	53.3%	51.0%
% of FP17s for Band 1 Urgent Courses	25	471	5.3%	8.1%	9.0%	9.0%
% of FP17s Relating to Free Repair or Replacements	0	471	0.0%	1.1%	1.0%	0.8%
% of FP17s Relating to Continuations	0	471	0.0%	1.2%	1.0%	0.9%
% of Patients satisfied with the dentistry they have received	0	0	N/A	94.7%	93.8%	93.2%
% of Patients satisfied with the time they had to wait for an appointment	0	0	N/A	91.5%	89.4%	88.3%

* This is based on patients treated on this contract for their most recent course of treatment. Figures in italics indicate the base number of FP17s or Patient Questionnaire responses are less than 100. N/A is shown where the base number of responses is less than 10 during the period. % is calculated as Quantity/Base number*100

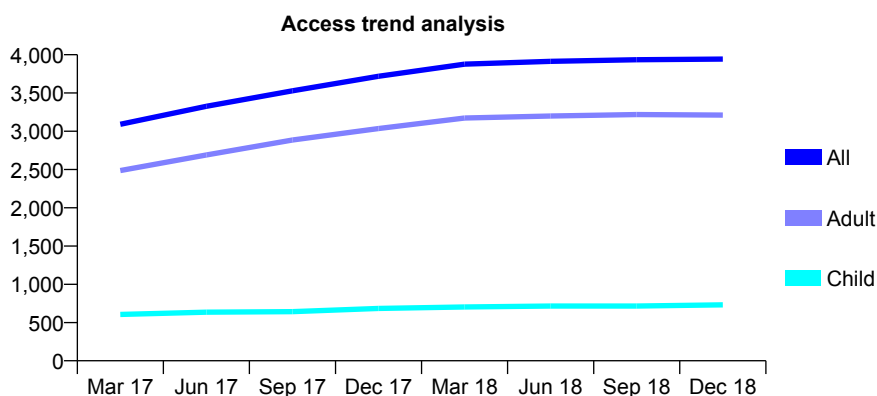
Q50 - Vital Signs At a Glance Contract Report for 100105/0000 - December 2018

Name or company name	Dental Logic Limited
Contract type name	GDS Contract
Purpose of contract	General
Contract start date	01/04/2016
Contract end date	

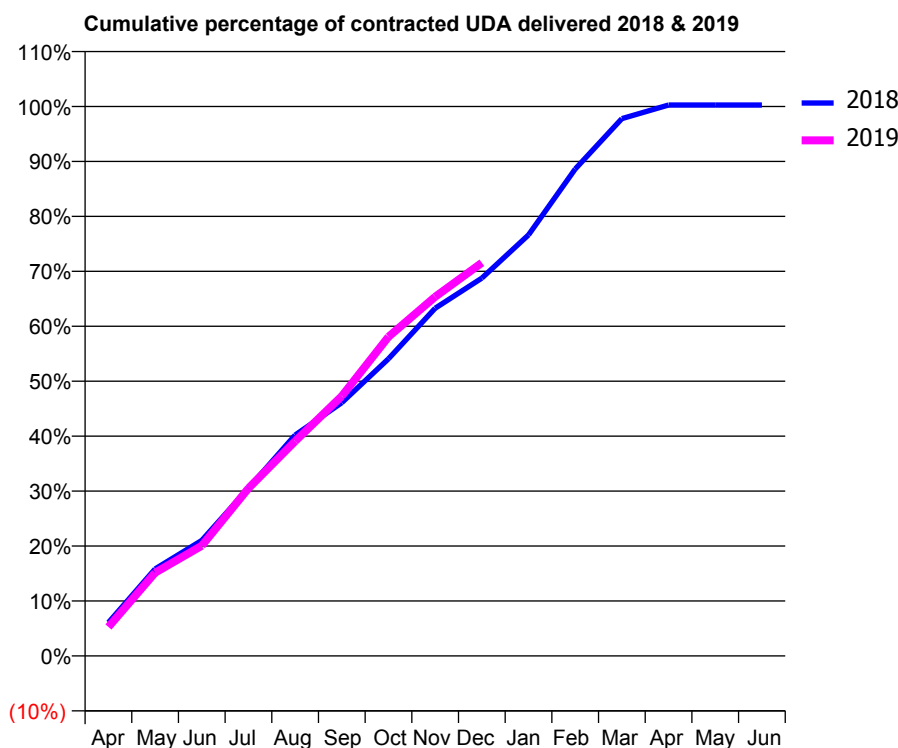
18/19 Contracted general activity (UDA)	8,624
Carry forward general activity (UDA)	-23
18/19 Contracted orthodontic activity (UOA)	0
Carry forward orthodontic activity (UOA)	0
Baseline contract value	£212,269.50

ACCESS*

Patients seen in 24 months	Total	Change since previous quarter
Quarter ending December 2017	3,719	
Quarter ending March 2018	3,877	↑
Quarter ending June 2018	3,914	→
Quarter ending September 2018	3,934	→
Quarter ending December 2018	3,943	→
Variance since December 2017	6.0%	↑



ACTIVITY



Month	Adjusted Scheduled Activity (UDA)	
	2018	2019
April	525	455
May	1,365	1,307
June	1,814	1,730
July	2,635	2,632
August	3,467	3,371
September	3,976	4,079
October	4,663	5,010
November	5,457	5,636
December	5,929	6,171
January	6,607	
February	7,643	
March	8,432	
April	8,647	
May	8,647	
June	8,647	

QUALITY

	Quantity	Base Number	Contract	AT	Region	England
% of FP17s for the same patient ID Re-attending within 3 months - Children	52	837	6.2%	9.5%	12.3%	11.8%
% of FP17s for the same patient ID Re-attending within 3 months - Adults	362	3,276	11.1%	12.8%	15.8%	15.6%
% of FP17s for the same patient ID Re-attending between 3 & 9 months - Children	518	837	61.9%	62.9%	60.1%	58.8%
% of FP17s for the same patient ID Re-attending between 3 & 9 months - Adults	1,966	3,276	60.0%	54.6%	53.3%	51.0%
% of FP17s for Band 1 Urgent Courses	233	3,944	5.9%	7.5%	9.0%	9.0%
% of FP17s Relating to Free Repair or Replacements	0	3,944	0.0%	0.9%	1.0%	0.8%
% of FP17s Relating to Continuations	37	3,944	0.9%	0.9%	1.0%	0.9%
% of Patients satisfied with the dentistry they have received	4	4	N/A	93.6%	93.8%	93.2%
% of Patients satisfied with the time they had to wait for an appointment	4	4	N/A	89.5%	89.4%	88.3%

* This is based on patients treated on this contract for their most recent course of treatment. Figures in italics indicate the base number of FP17s or Patient Questionnaire responses are less than 100. N/A is shown where the base number of responses is less than 10 during the period. % is calculated as Quantity/Base number*100

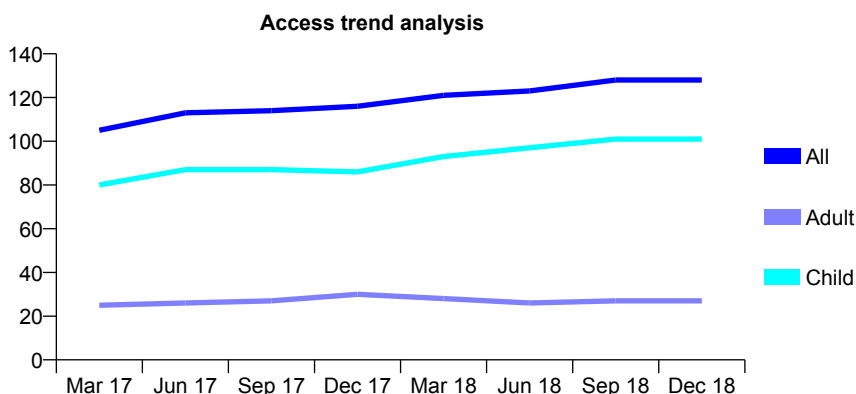
Q50 - Vital Signs At a Glance Contract Report for 100111/0000 - December 2018

Name or company name	Bodental Practice
Contract type name	GDS Contract
Purpose of contract	General
Contract start date	01/04/2016
Contract end date	

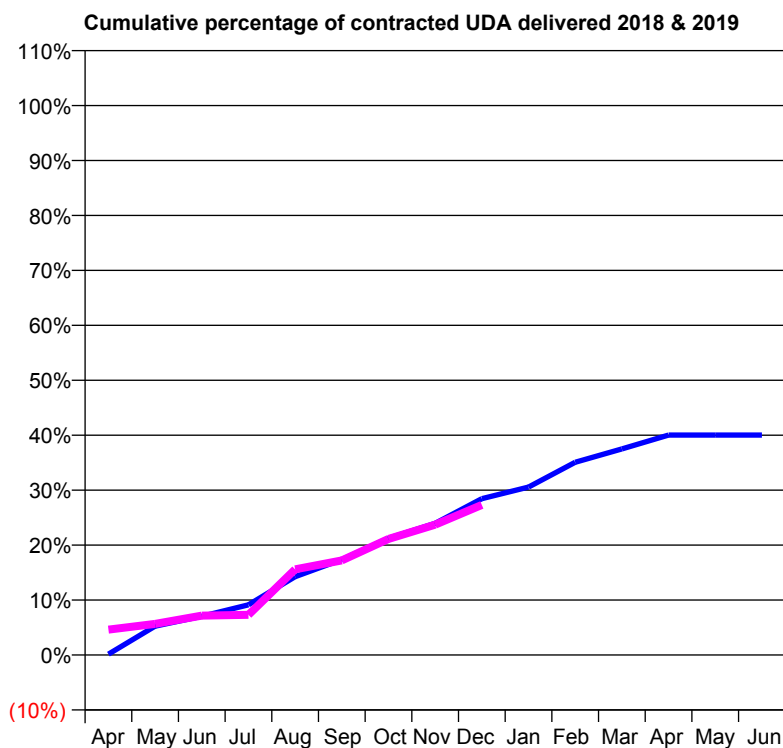
18/19 Contracted general activity (UDA)	670
Carry forward general activity (UDA)	0
18/19 Contracted orthodontic activity (UOA)	0
Carry forward orthodontic activity (UOA)	0
Baseline contract value	£16,886.55

ACCESS*

Patients seen in 24 months	Total	Change since previous quarter
Quarter ending December 2017	116	
Quarter ending March 2018	121	↑
Quarter ending June 2018	123	→
Quarter ending September 2018	128	↑
Quarter ending December 2018	128	→
Variance since December 2017	10.3%	↑



ACTIVITY



Month	Adjusted Scheduled Activity (UDA)	
	2018	2019
April	1	31
May	35	38
June	47	48
July	61	49
August	96	104
September	116	115
October	142	142
November	161	159
December	191	183
January	205	
February	235	
March	251	
April	268	
May	268	
June	268	

QUALITY

	Quantity	Base Number	Contract	AT	Region	England
% of FP17s for the same patient ID Re-attending within 3 months - Children	7	128	5.5%	9.5%	12.3%	11.8%
% of FP17s for the same patient ID Re-attending within 3 months - Adults	8	25	32.0%	12.8%	15.8%	15.6%
% of FP17s for the same patient ID Re-attending between 3 & 9 months - Children	81	128	63.3%	62.9%	60.1%	58.8%
% of FP17s for the same patient ID Re-attending between 3 & 9 months - Adults	15	25	60.0%	54.6%	53.3%	51.0%
% of FP17s for Band 1 Urgent Courses	5	138	3.6%	7.5%	9.0%	9.0%
% of FP17s Relating to Free Repair or Replacements	0	138	0.0%	0.9%	1.0%	0.8%
% of FP17s Relating to Continuations	0	138	0.0%	0.9%	1.0%	0.9%
% of Patients satisfied with the dentistry they have received	0	0	N/A	93.6%	93.8%	93.2%
% of Patients satisfied with the time they had to wait for an appointment	0	0	N/A	89.5%	89.4%	88.3%

* This is based on patients treated on this contract for their most recent course of treatment. Figures in italics indicate the base number of FP17s or Patient Questionnaire responses are less than 100. N/A is shown where the base number of responses is less than 10 during the period. % is calculated as Quantity/Base number*100

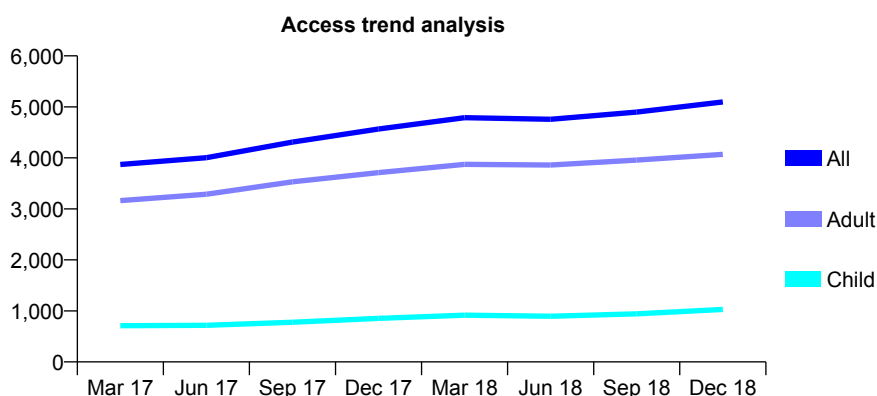
Q50 - Vital Signs At a Glance Contract Report for 100135/0000 - December 2018

Name or company name	MR N TIBREWAL
Contract type name	GDS Contract
Purpose of contract	General
Contract start date	01/05/2016
Contract end date	

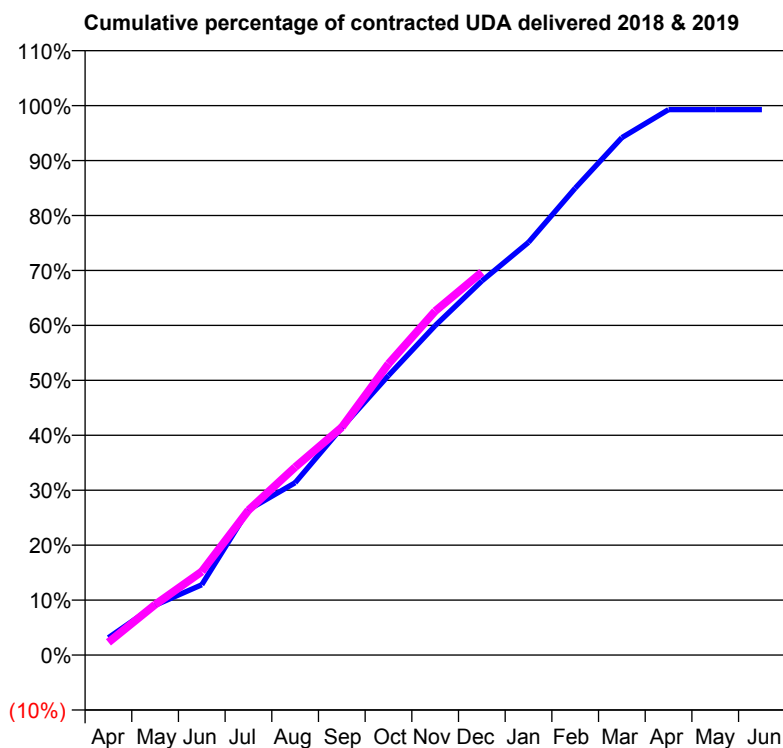
18/19 Contracted general activity (UDA)	16,464
Carry forward general activity (UDA)	0
18/19 Contracted orthodontic activity (UOA)	0
Carry forward orthodontic activity (UOA)	0
Baseline contract value	£471,330.22

ACCESS*

Patients seen in 24 months	Total	Change since previous quarter
Quarter ending December 2017	4,565	
Quarter ending March 2018	4,789	↑
Quarter ending June 2018	4,757	→
Quarter ending September 2018	4,899	↑
Quarter ending December 2018	5,096	↑
Variance since December 2017	11.6%	↑



ACTIVITY



Month	Adjusted Scheduled Activity (UDA)	
	2018	2019
April	522	381
May	1,491	1,513
June	2,108	2,505
July	4,353	4,341
August	5,164	5,630
September	6,815	6,825
October	8,374	8,726
November	9,871	10,306
December	11,210	11,474
January	12,367	
February	13,990	
March	15,502	
April	16,342	
May	16,344	
June	16,344	

QUALITY

	Quantity	Base Number	Contract	AT	Region	England
% of FP17s for the same patient ID Re-attending within 3 months - Children	83	1,217	6.8%	9.5%	12.3%	11.8%
% of FP17s for the same patient ID Re-attending within 3 months - Adults	727	4,968	14.6%	12.8%	15.8%	15.6%
% of FP17s for the same patient ID Re-attending between 3 & 9 months - Children	646	1,217	53.1%	62.9%	60.1%	58.8%
% of FP17s for the same patient ID Re-attending between 3 & 9 months - Adults	2,821	4,968	56.8%	54.6%	53.3%	51.0%
% of FP17s for Band 1 Urgent Courses	418	5,800	7.2%	7.5%	9.0%	9.0%
% of FP17s Relating to Free Repair or Replacements	100	5,800	1.7%	0.9%	1.0%	0.8%
% of FP17s Relating to Continuations	64	5,800	1.1%	0.9%	1.0%	0.9%
% of Patients satisfied with the dentistry they have received	1	1	N/A	93.6%	93.8%	93.2%
% of Patients satisfied with the time they had to wait for an appointment	1	1	N/A	89.5%	89.4%	88.3%

* This is based on patients treated on this contract for their most recent course of treatment. Figures in italics indicate the base number of FP17s or Patient Questionnaire responses are less than 100. N/A is shown where the base number of responses is less than 10 during the period. % is calculated as Quantity/Base number*100

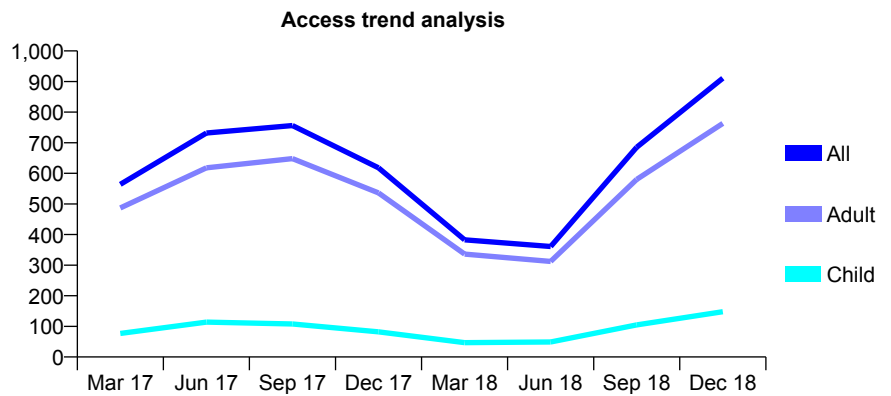
Q50 - Vital Signs At a Glance Contract Report for 100140/0000 - December 2018

Name or company name	Ishak & Bee
Contract type name	GDS Contract
Purpose of contract	General
Contract start date	01/05/2016
Contract end date	

18/19 Contracted general activity (UDA)	4,102
Carry forward general activity (UDA)	0
18/19 Contracted orthodontic activity (UOA)	0
Carry forward orthodontic activity (UOA)	0
Baseline contract value	£107,716.47

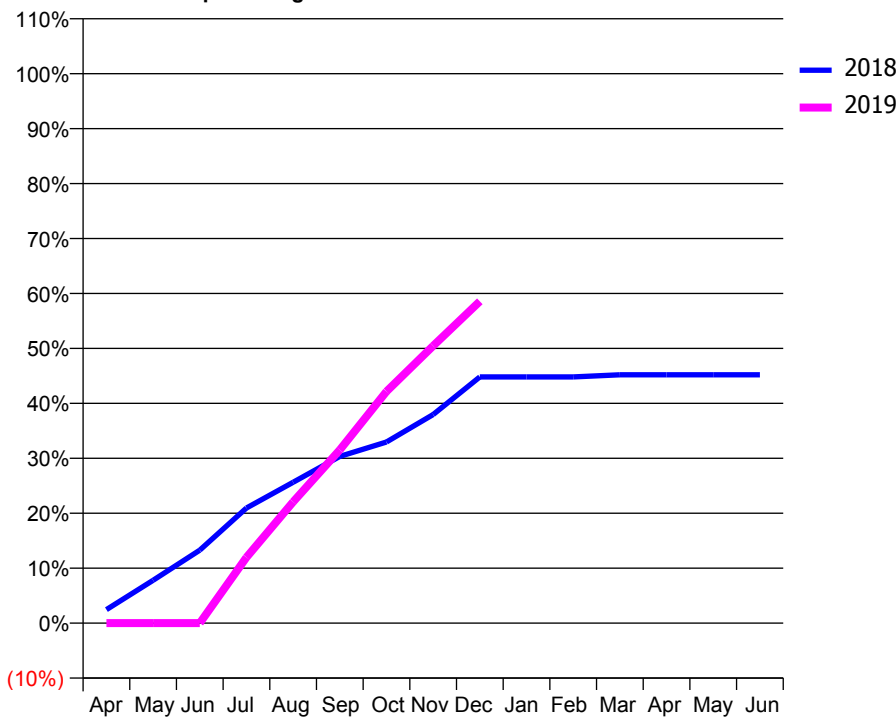
ACCESS*

Patients seen in 24 months	Total	Change since previous quarter
Quarter ending December 2017	618	
Quarter ending March 2018	383	↓
Quarter ending June 2018	361	↓
Quarter ending September 2018	685	↑
Quarter ending December 2018	911	↑
Variance since December 2017	47.4%	↑



ACTIVITY

Cumulative percentage of contracted UDA delivered 2018 & 2019



Month	Adjusted Scheduled Activity (UDA)	
	2018	2019
April	101	0
May	320	0
June	545	0
July	860	491
August	1,052	905
September	1,245	1,293
October	1,352	1,730
November	1,557	2,070
December	1,838	2,402
January	1,838	
February	1,838	
March	1,854	
April	1,854	
May	1,854	
June	1,854	

QUALITY

	Quantity	Base Number	Contract	AT	Region	England
% of FP17s for the same patient ID Re-attending within 3 months - Children	12	161	7.5%	9.5%	12.3%	11.8%
% of FP17s for the same patient ID Re-attending within 3 months - Adults	103	872	11.8%	12.8%	15.8%	15.6%
% of FP17s for the same patient ID Re-attending between 3 & 9 months - Children	2	161	1.2%	62.9%	60.1%	58.8%
% of FP17s for the same patient ID Re-attending between 3 & 9 months - Adults	17	872	1.9%	54.6%	53.3%	51.0%
% of FP17s for Band 1 Urgent Courses	185	1,033	17.9%	7.5%	9.0%	9.0%
% of FP17s Relating to Free Repair or Replacements	1	1,033	0.1%	0.9%	1.0%	0.8%
% of FP17s Relating to Continuations	5	1,033	0.5%	0.9%	1.0%	0.9%
% of Patients satisfied with the dentistry they have received	0	0	N/A	93.6%	93.8%	93.2%
% of Patients satisfied with the time they had to wait for an appointment	0	0	N/A	89.5%	89.4%	88.3%

* This is based on patients treated on this contract for their most recent course of treatment. Figures in italics indicate the base number of FP17s or Patient Questionnaire responses are less than 100. N/A is shown where the base number of responses is less than 10 during the period. % is calculated as Quantity/Base number*100

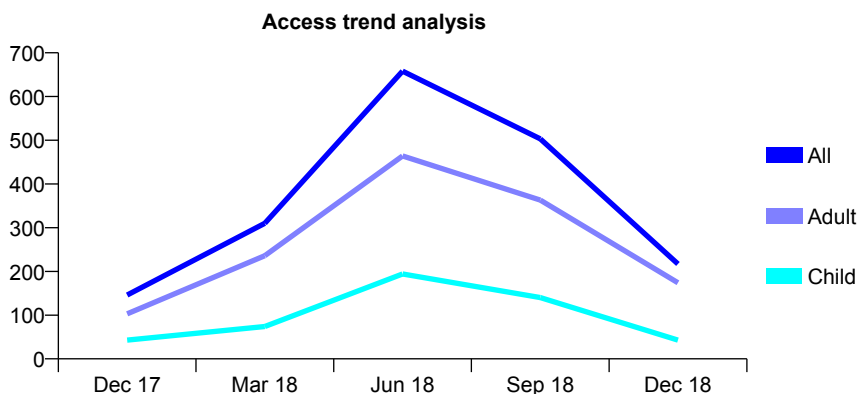
Q50 - Vital Signs At a Glance Contract Report for 100525/0000 - December 2018

Name or company name	MR N TIBREWAL
Contract type name	GDS Contract
Purpose of contract	General
Contract start date	01/10/2017
Contract end date	31/03/2019

18/19 Contracted general activity (UDA)	1,000
Carry forward general activity (UDA)	0
18/19 Contracted orthodontic activity (UOA)	0
Carry forward orthodontic activity (UOA)	0
Baseline contract value	£28,776.29

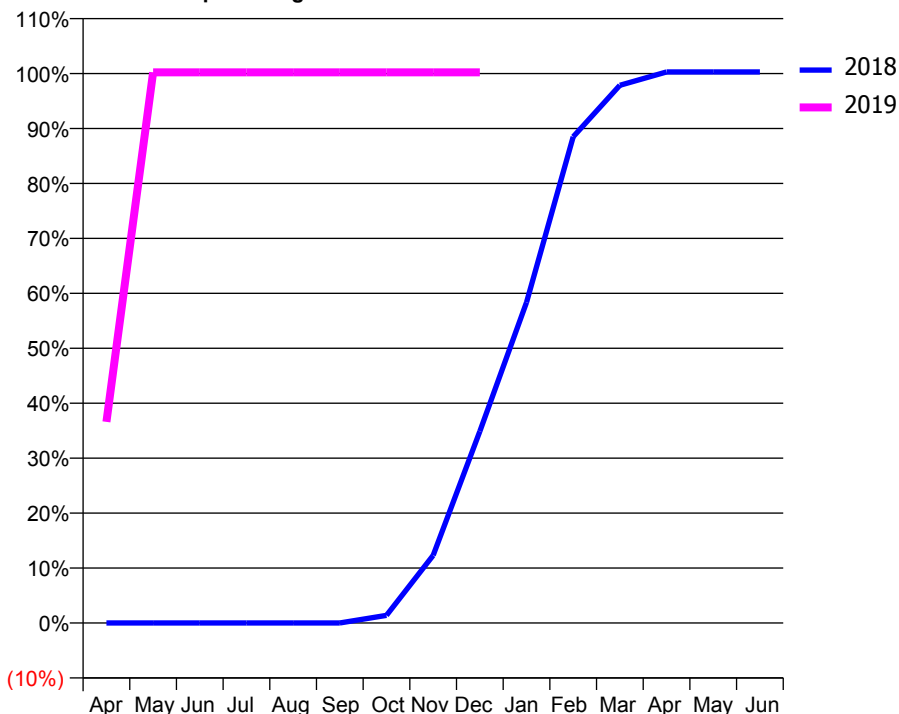
ACCESS*

Patients seen in 24 months	Total	Change since previous quarter
Quarter ending December 2017	146	
Quarter ending March 2018	310	↑
Quarter ending June 2018	658	↑
Quarter ending September 2018	503	↓
Quarter ending December 2018	217	↓
Variance since December 2017	48.6%	↑



ACTIVITY

Cumulative percentage of contracted UDA delivered 2018 & 2019



Month	Adjusted Scheduled Activity (UDA)	
	2018	2019
April	0	366
May	0	1,002
June	0	1,002
July	0	1,002
August	0	1,002
September	0	1,002
October	14	1,002
November	123	1,002
December	349	1,002
January	584	
February	885	
March	979	
April	1,003	
May	1,003	
June	1,003	

QUALITY

	Quantity	Base Number	Contract	AT	Region	England
% of FP17s for the same patient ID Re-attending within 3 months - Children	1	149	0.7%	9.5%	12.3%	11.8%
% of FP17s for the same patient ID Re-attending within 3 months - Adults	8	329	2.4%	12.8%	15.8%	15.6%
% of FP17s for the same patient ID Re-attending between 3 & 9 months - Children	5	149	3.4%	62.9%	60.1%	58.8%
% of FP17s for the same patient ID Re-attending between 3 & 9 months - Adults	16	329	4.9%	54.6%	53.3%	51.0%
% of FP17s for Band 1 Urgent Courses	20	466	4.3%	7.5%	9.0%	9.0%
% of FP17s Relating to Free Repair or Replacements	1	466	0.2%	0.9%	1.0%	0.8%
% of FP17s Relating to Continuations	2	466	0.4%	0.9%	1.0%	0.9%
% of Patients satisfied with the dentistry they have received	0	0	N/A	93.6%	93.8%	93.2%
% of Patients satisfied with the time they had to wait for an appointment	0	0	N/A	89.5%	89.4%	88.3%

* This is based on patients treated on this contract for their most recent course of treatment. Figures in italics indicate the base number of FP17s or Patient Questionnaire responses are less than 100. N/A is shown where the base number of responses is less than 10 during the period. % is calculated as Quantity/Base number*100

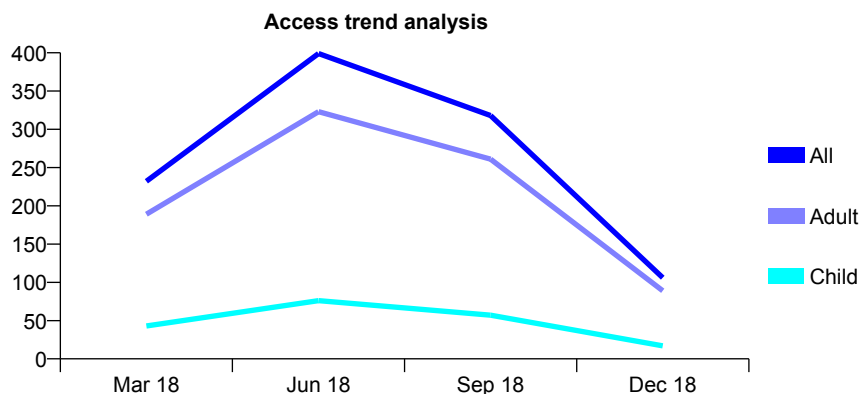
Q50 - Vital Signs At a Glance Contract Report for 100526/0000 - December 2018

Name or company name	North Park Dental Practice
Contract type name	GDS Contract
Purpose of contract	General
Contract start date	01/10/2017
Contract end date	31/03/2019

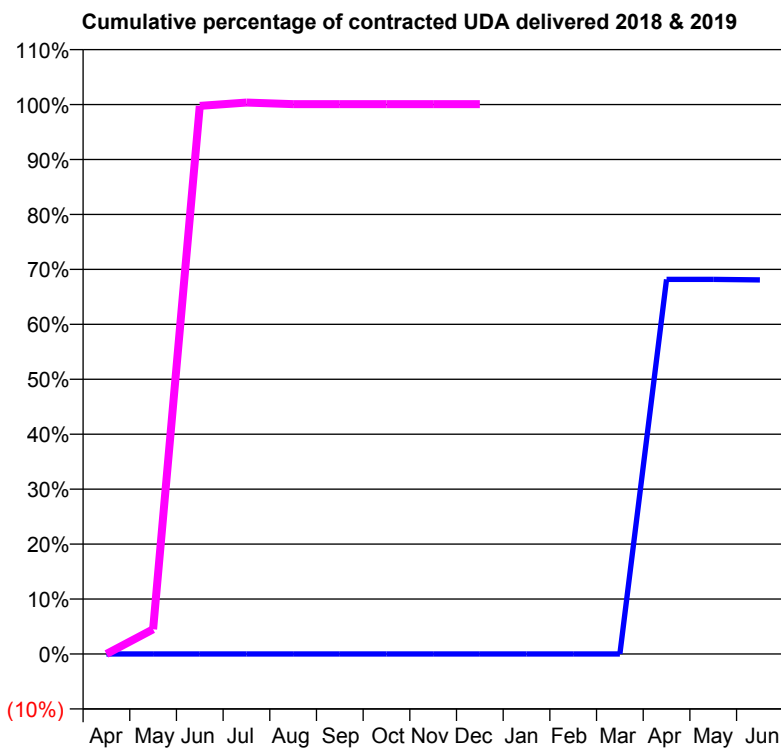
18/19 Contracted general activity (UDA)	333
Carry forward general activity (UDA)	0
18/19 Contracted orthodontic activity (UOA)	0
Carry forward orthodontic activity (UOA)	0
Baseline contract value	£9,583.07

ACCESS*

Patients seen in 24 months	Total	Change since previous quarter
Quarter ending December 2017	0	
Quarter ending March 2018	232	
Quarter ending June 2018	399	↑
Quarter ending September 2018	318	↓
Quarter ending December 2018	106	↓
Variance since December 2017	N/A	



ACTIVITY



Month	Adjusted Scheduled Activity (UDA)	
	2018	2019
April	0	0
May	0	15
June	0	332
July	0	334
August	0	333
September	0	333
October	0	333
November	0	333
December	0	333
January	0	
February	0	
March	0	
April	682	
May	682	
June	681	

QUALITY

	Quantity	Base Number	Contract	AT	Region	England
% of FP17s for the same patient ID Re-attending within 3 months - Children	0	85	0.0%	9.5%	12.3%	11.8%
% of FP17s for the same patient ID Re-attending within 3 months - Adults	6	393	1.5%	12.8%	15.8%	15.6%
% of FP17s for the same patient ID Re-attending between 3 & 9 months - Children	0	85	0.0%	62.9%	60.1%	58.8%
% of FP17s for the same patient ID Re-attending between 3 & 9 months - Adults	1	393	0.3%	54.6%	53.3%	51.0%
% of FP17s for Band 1 Urgent Courses	21	192	10.9%	7.5%	9.0%	9.0%
% of FP17s Relating to Free Repair or Replacements	1	192	0.5%	0.9%	1.0%	0.8%
% of FP17s Relating to Continuations	1	192	0.5%	0.9%	1.0%	0.9%
% of Patients satisfied with the dentistry they have received	0	0	N/A	93.6%	93.8%	93.2%
% of Patients satisfied with the time they had to wait for an appointment	0	0	N/A	89.5%	89.4%	88.3%

* This is based on patients treated on this contract for their most recent course of treatment. Figures in italics indicate the base number of FP17s or Patient Questionnaire responses are less than 100. N/A is shown where the base number of responses is less than 10 during the period. % is calculated as Quantity/Base number*100

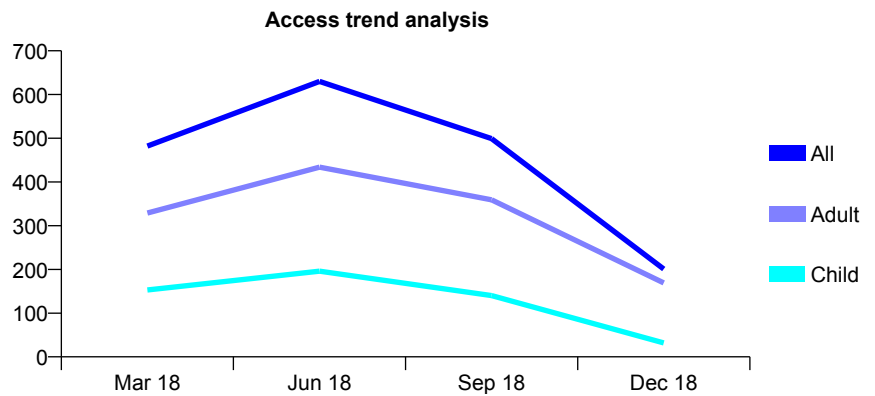
Q50 - Vital Signs At a Glance Contract Report for 100527/0000 - December 2018

Name or company name	MR RJ BROMILEY
Contract type name	GDS Contract
Purpose of contract	General
Contract start date	01/10/2017
Contract end date	31/03/2019

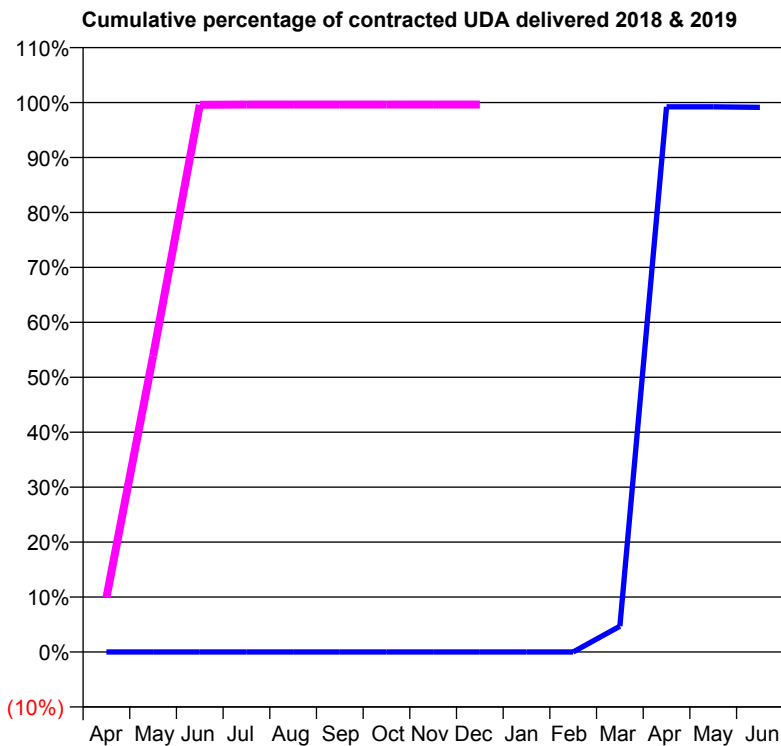
18/19 Contracted general activity (UDA)	333
Carry forward general activity (UDA)	0
18/19 Contracted orthodontic activity (UOA)	0
Carry forward orthodontic activity (UOA)	0
Baseline contract value	£9,583.07

ACCESS*

Patients seen in 24 months	Total	Change since previous quarter
Quarter ending December 2017	0	
Quarter ending March 2018	482	
Quarter ending June 2018	630	↑
Quarter ending September 2018	499	↓
Quarter ending December 2018	201	↓
Variance since December 2017	N/A	



ACTIVITY



Month	Adjusted Scheduled Activity (UDA)	
	2018	2019
April	0	33
May	0	179
June	0	332
July	0	332
August	0	332
September	0	332
October	0	332
November	0	332
December	0	332
January	0	
February	0	
March	47	
April	992	
May	992	
June	991	

QUALITY

	Quantity	Base Number	Contract	AT	Region	England
% of FP17s for the same patient ID Re-attending within 3 months - Children	0	204	0.0%	9.5%	12.3%	11.8%
% of FP17s for the same patient ID Re-attending within 3 months - Adults	4	500	0.8%	12.8%	15.8%	15.6%
% of FP17s for the same patient ID Re-attending between 3 & 9 months - Children	0	204	0.0%	62.9%	60.1%	58.8%
% of FP17s for the same patient ID Re-attending between 3 & 9 months - Adults	0	500	0.0%	54.6%	53.3%	51.0%
% of FP17s for Band 1 Urgent Courses	24	201	11.9%	7.5%	9.0%	9.0%
% of FP17s Relating to Free Repair or Replacements	3	201	1.5%	0.9%	1.0%	0.8%
% of FP17s Relating to Continuations	0	201	0.0%	0.9%	1.0%	0.9%
% of Patients satisfied with the dentistry they have received	1	1	N/A	93.6%	93.8%	93.2%
% of Patients satisfied with the time they had to wait for an appointment	1	1	N/A	89.5%	89.4%	88.3%

* This is based on patients treated on this contract for their most recent course of treatment. Figures in italics indicate the base number of FP17s or Patient Questionnaire responses are less than 100. N/A is shown where the base number of responses is less than 10 during the period. % is calculated as Quantity/Base number*100

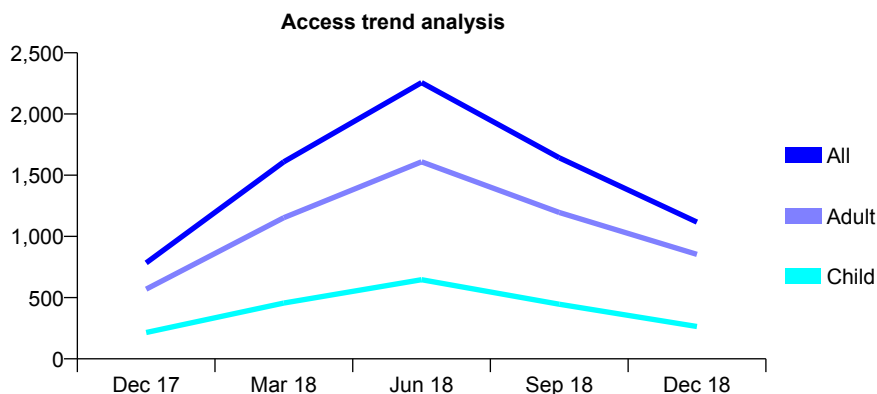
Q50 - Vital Signs At a Glance Contract Report for 100528/0000 - December 2018

Name or company name	Glen Lea Dental Suite
Contract type name	GDS Contract
Purpose of contract	General
Contract start date	01/10/2017
Contract end date	31/03/2019

18/19 Contracted general activity (UDA)	2,400
Carry forward general activity (UDA)	0
18/19 Contracted orthodontic activity (UOA)	0
Carry forward orthodontic activity (UOA)	0
Baseline contract value	£69,061.91

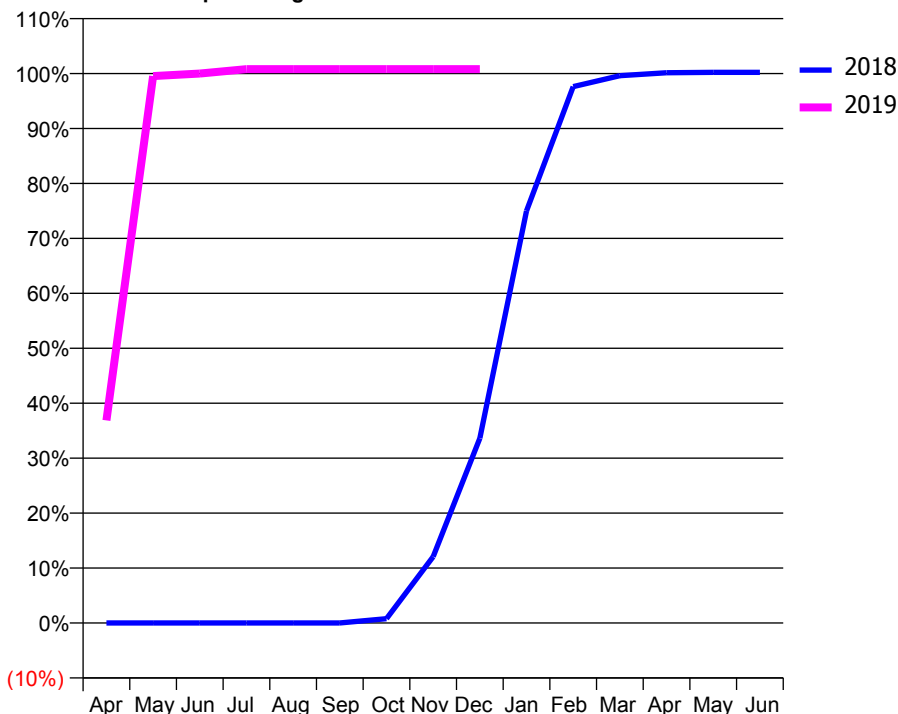
ACCESS*

Patients seen in 24 months	Total	Change since previous quarter
Quarter ending December 2017	784	
Quarter ending March 2018	1,609	↑
Quarter ending June 2018	2,256	↑
Quarter ending September 2018	1,642	↓
Quarter ending December 2018	1,117	↓
Variance since December 2017	42.5%	↑



ACTIVITY

Cumulative percentage of contracted UDA delivered 2018 & 2019



Month	Adjusted Scheduled Activity (UDA)	
	2018	2019
April	0	885
May	0	2,389
June	0	2,400
July	0	2,419
August	0	2,419
September	0	2,419
October	31	2,419
November	483	2,419
December	1,344	2,419
January	2,999	
February	3,905	
March	3,984	
April	4,006	
May	4,009	
June	4,009	

QUALITY

	Quantity	Base Number	Contract	AT	Region	England
% of FP17s for the same patient ID Re-attending within 3 months - Children	7	302	2.3%	9.5%	12.3%	11.8%
% of FP17s for the same patient ID Re-attending within 3 months - Adults	38	840	4.5%	12.8%	15.8%	15.6%
% of FP17s for the same patient ID Re-attending between 3 & 9 months - Children	22	302	7.3%	62.9%	60.1%	58.8%
% of FP17s for the same patient ID Re-attending between 3 & 9 months - Adults	89	840	10.6%	54.6%	53.3%	51.0%
% of FP17s for Band 1 Urgent Courses	105	1,122	9.4%	7.5%	9.0%	9.0%
% of FP17s Relating to Free Repair or Replacements	4	1,122	0.4%	0.9%	1.0%	0.8%
% of FP17s Relating to Continuations	10	1,122	0.9%	0.9%	1.0%	0.9%
% of Patients satisfied with the dentistry they have received	3	3	N/A	93.6%	93.8%	93.2%
% of Patients satisfied with the time they had to wait for an appointment	3	3	N/A	89.5%	89.4%	88.3%

* This is based on patients treated on this contract for their most recent course of treatment. Figures in italics indicate the base number of FP17s or Patient Questionnaire responses are less than 100. N/A is shown where the base number of responses is less than 10 during the period. % is calculated as Quantity/Base number*100

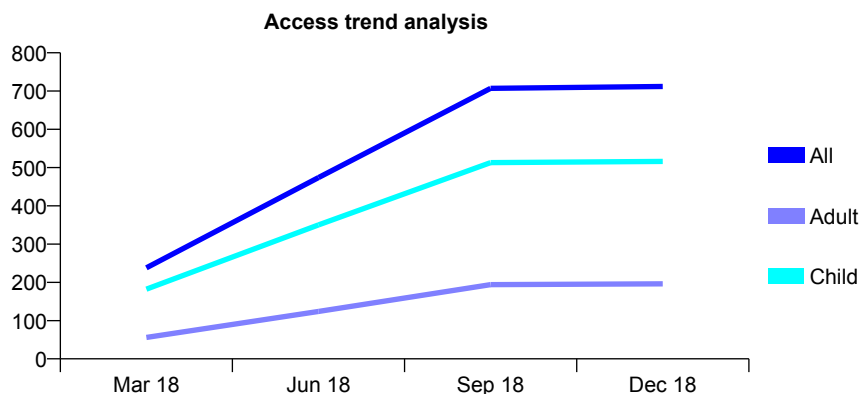
Q50 - Vital Signs At a Glance Contract Report for 100553/0000 - December 2018

Name or company name	Mrs Julie Finn
Contract type name	GDS Contract
Purpose of contract	General and Orthodontic
Contract start date	22/10/2017
Contract end date	21/10/2018

18/19 Contracted general activity (UDA)	1,973
Carry forward general activity (UDA)	0
18/19 Contracted orthodontic activity (UOA)	690
Carry forward orthodontic activity (UOA)	0
Baseline contract value	£110,129.36

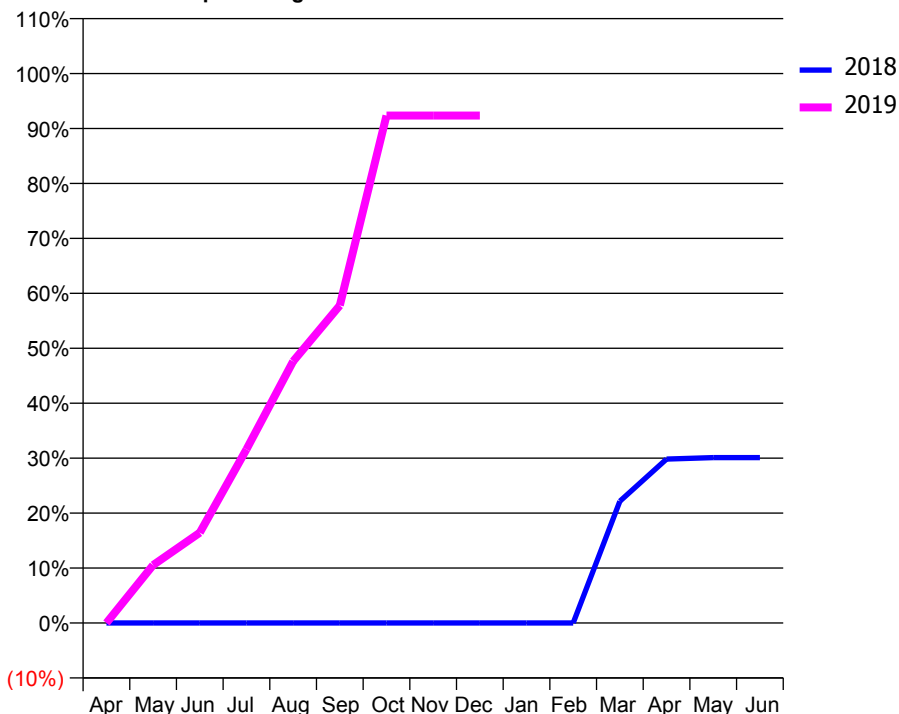
ACCESS*

Patients seen in 24 months	Total	Change since previous quarter
Quarter ending December 2017	0	
Quarter ending March 2018	238	
Quarter ending June 2018	474	↑
Quarter ending September 2018	707	↑
Quarter ending December 2018	712	→
Variance since December 2017	N/A	



ACTIVITY

Cumulative percentage of contracted UDA delivered 2018 & 2019



Month	Adjusted Scheduled Activity (UDA)	
	2018	2019
April	0	0
May	0	208
June	0	324
July	0	624
August	0	940
September	0	1,140
October	0	1,822
November	0	1,822
December	0	1,822
January	0	
February	0	
March	348	
April	469	
May	473	
June	473	

QUALITY

	Quantity	Base Number	Contract	AT	Region	England
% of FP17s for the same patient ID Re-attending within 3 months - Children	88	793	11.1%	9.5%	12.3%	11.8%
% of FP17s for the same patient ID Re-attending within 3 months - Adults	78	316	24.7%	12.8%	15.8%	15.6%
% of FP17s for the same patient ID Re-attending between 3 & 9 months - Children	181	793	22.8%	62.9%	60.1%	58.8%
% of FP17s for the same patient ID Re-attending between 3 & 9 months - Adults	62	316	19.6%	54.6%	53.3%	51.0%
% of FP17s for Band 1 Urgent Courses	71	915	7.8%	7.5%	9.0%	9.0%
% of FP17s Relating to Free Repair or Replacements	2	915	0.2%	0.9%	1.0%	0.8%
% of FP17s Relating to Continuations	19	915	2.1%	0.9%	1.0%	0.9%
% of Patients satisfied with the dentistry they have received	0	0	N/A	93.6%	93.8%	93.2%
% of Patients satisfied with the time they had to wait for an appointment	0	0	N/A	89.5%	89.4%	88.3%

* This is based on patients treated on this contract for their most recent course of treatment. Figures in italics indicate the base number of FP17s or Patient Questionnaire responses are less than 100. N/A is shown where the base number of responses is less than 10 during the period. % is calculated as Quantity/Base number*100

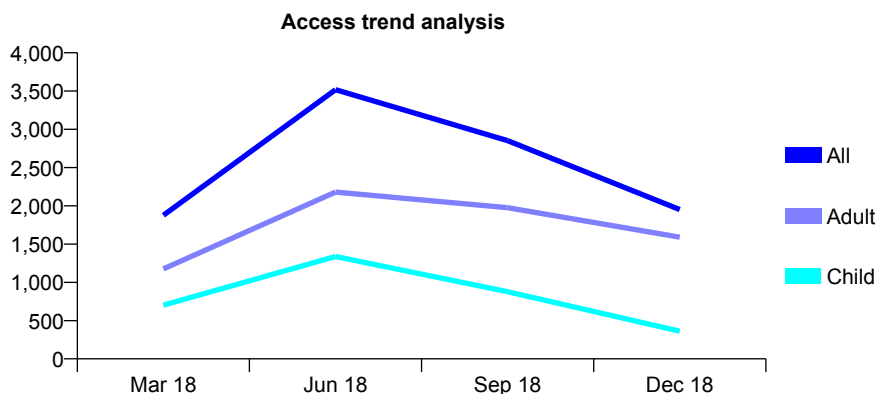
Q50 - Vital Signs At a Glance Contract Report for 100594/0000 - December 2018

Name or company name	The Dental Design Studio
Contract type name	GDS Contract
Purpose of contract	General
Contract start date	01/02/2018
Contract end date	

18/19 Contracted general activity (UDA)	13,000
Carry forward general activity (UDA)	-43
18/19 Contracted orthodontic activity (UOA)	0
Carry forward orthodontic activity (UOA)	0
Baseline contract value	£334,093.55

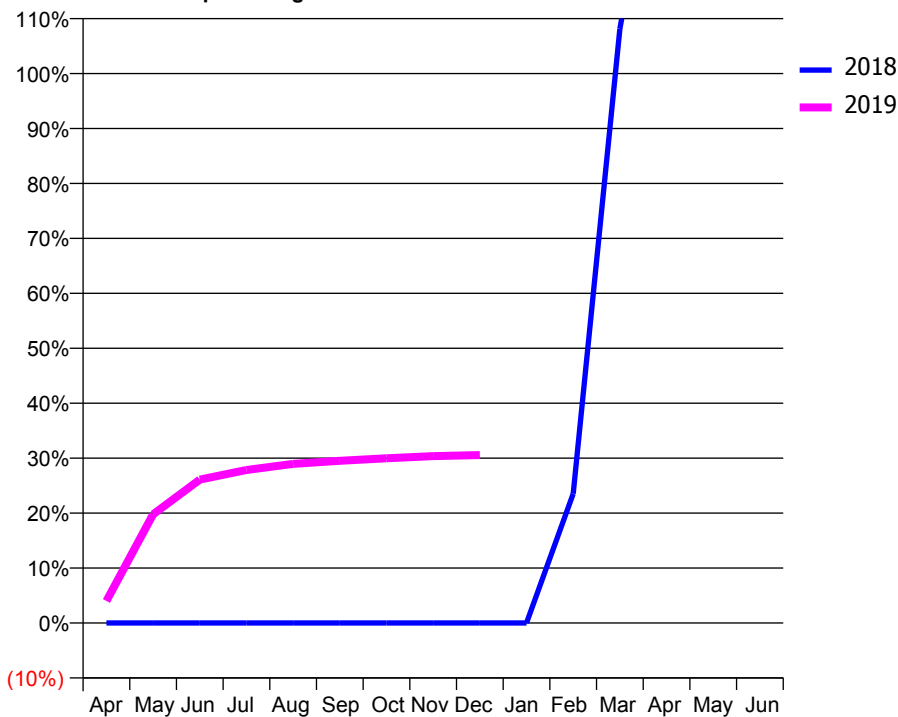
ACCESS*

Patients seen in 24 months	Total	Change since previous quarter
Quarter ending December 2017	0	
Quarter ending March 2018	1,877	
Quarter ending June 2018	3,518	↑
Quarter ending September 2018	2,853	↓
Quarter ending December 2018	1,952	↓
Variance since December 2017	N/A	



ACTIVITY

Cumulative percentage of contracted UDA delivered 2018 & 2019



Month	Adjusted Scheduled Activity (UDA)	
	2018	2019
April	0	522
May	0	2,573
June	0	3,393
July	0	3,620
August	0	3,766
September	0	3,838
October	0	3,897
November	0	3,947
December	0	3,973
January	0	
February	510	
March	2,343	
April	3,320	
May	3,324	
June	3,324	

QUALITY

	Quantity	Base Number	Contract	AT	Region	England
% of FP17s for the same patient ID Re-attending within 3 months - Children	60	1,020	5.9%	9.5%	12.3%	11.8%
% of FP17s for the same patient ID Re-attending within 3 months - Adults	131	1,658	7.9%	12.8%	15.8%	15.6%
% of FP17s for the same patient ID Re-attending between 3 & 9 months - Children	55	1,020	5.4%	62.9%	60.1%	58.8%
% of FP17s for the same patient ID Re-attending between 3 & 9 months - Adults	38	1,658	2.3%	54.6%	53.3%	51.0%
% of FP17s for Band 1 Urgent Courses	140	2,182	6.4%	7.5%	9.0%	9.0%
% of FP17s Relating to Free Repair or Replacements	14	2,182	0.6%	0.9%	1.0%	0.8%
% of FP17s Relating to Continuations	15	2,182	0.7%	0.9%	1.0%	0.9%
% of Patients satisfied with the dentistry they have received	3	3	N/A	93.6%	93.8%	93.2%
% of Patients satisfied with the time they had to wait for an appointment	3	3	N/A	89.5%	89.4%	88.3%

* This is based on patients treated on this contract for their most recent course of treatment. Figures in italics indicate the base number of FP17s or Patient Questionnaire responses are less than 100. N/A is shown where the base number of responses is less than 10 during the period. % is calculated as Quantity/Base number*100

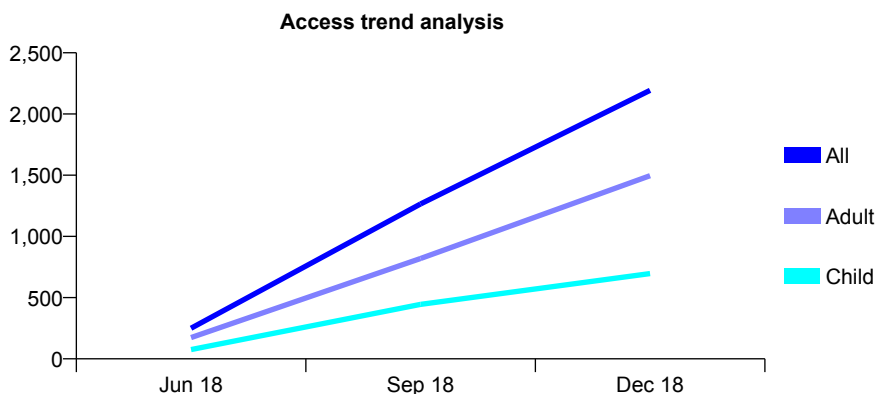
Q50 - Vital Signs At a Glance Contract Report for 100672/0000 - December 2018

Name or company name	City Health Dental
Contract type name	GDS Contract
Purpose of contract	General
Contract start date	01/04/2018
Contract end date	

18/19 Contracted general activity (UDA)	8,333
Carry forward general activity (UDA)	0
18/19 Contracted orthodontic activity (UOA)	0
Carry forward orthodontic activity (UOA)	0
Baseline contract value	£302,861.30

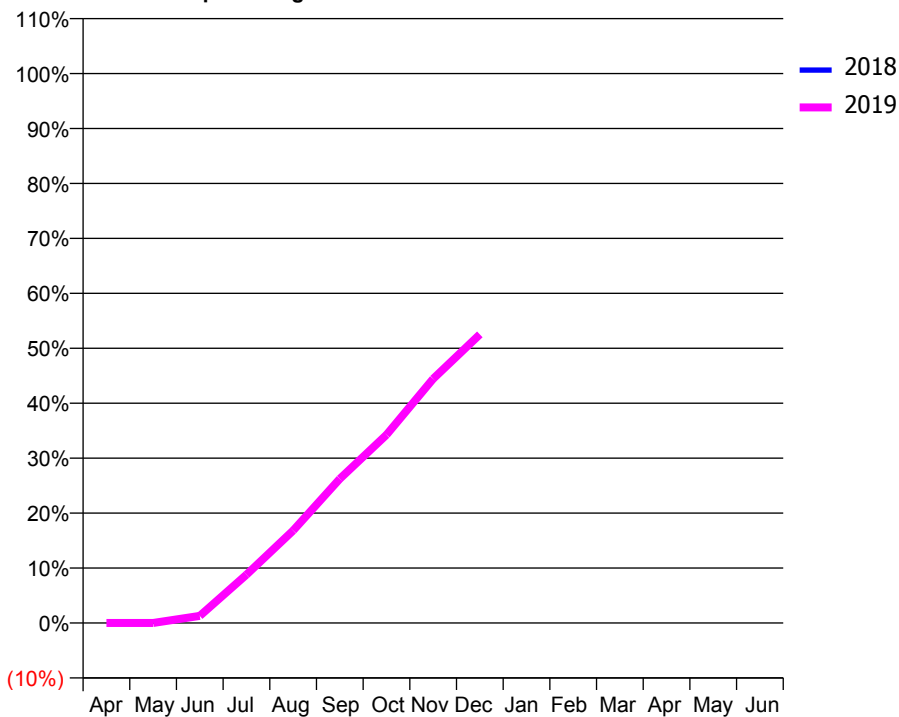
ACCESS*

Patients seen in 24 months	Total	Change since previous quarter
Quarter ending December 2017	0	
Quarter ending March 2018	0	
Quarter ending June 2018	250	↑
Quarter ending September 2018	1,265	↑
Quarter ending December 2018	2,193	↑
Variance since December 2017	N/A	



ACTIVITY

Cumulative percentage of contracted UDA delivered 2018 & 2019



Month	Adjusted Scheduled Activity (UDA)	
	2018	2019
April	0	0
May	0	0
June	0	108
July	0	734
August	0	1,402
September	0	2,188
October	0	2,854
November	0	3,704
December	0	4,377
January	0	
February	0	
March	0	
April	0	
May	0	
June	0	

QUALITY

	Quantity	Base Number	Contract	AT	Region	England
% of FP17s for the same patient ID Re-attending within 3 months - Children	48	792	6.1%	9.5%	12.3%	11.8%
% of FP17s for the same patient ID Re-attending within 3 months - Adults	225	1,852	12.1%	12.8%	15.8%	15.6%
% of FP17s for the same patient ID Re-attending between 3 & 9 months - Children	28	792	3.5%	62.9%	60.1%	58.8%
% of FP17s for the same patient ID Re-attending between 3 & 9 months - Adults	74	1,852	4.0%	54.6%	53.3%	51.0%
% of FP17s for Band 1 Urgent Courses	299	2,644	11.3%	7.5%	9.0%	9.0%
% of FP17s Relating to Free Repair or Replacements	41	2,644	1.6%	0.9%	1.0%	0.8%
% of FP17s Relating to Continuations	41	2,644	1.6%	0.9%	1.0%	0.9%
% of Patients satisfied with the dentistry they have received	0	0	N/A	93.6%	93.8%	93.2%
% of Patients satisfied with the time they had to wait for an appointment	0	0	N/A	89.5%	89.4%	88.3%

* This is based on patients treated on this contract for their most recent course of treatment. Figures in italics indicate the base number of FP17s or Patient Questionnaire responses are less than 100. N/A is shown where the base number of responses is less than 10 during the period. % is calculated as Quantity/Base number*100

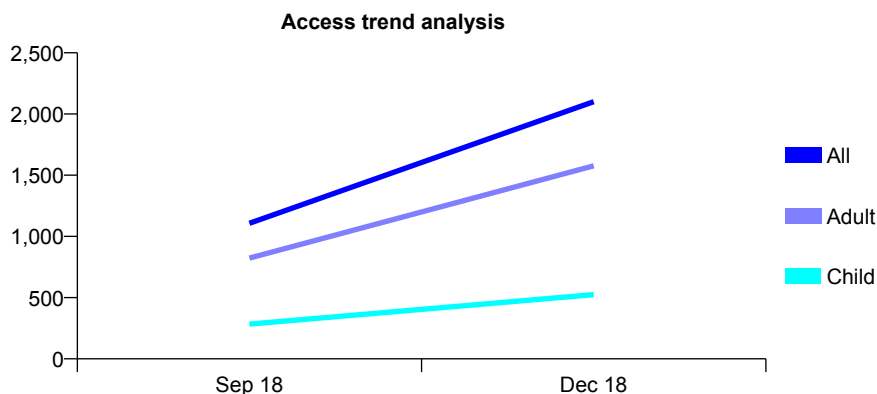
Q50 - Vital Signs At a Glance Contract Report for 100673/0000 - December 2018

Name or company name	City Health Dental
Contract type name	GDS Contract
Purpose of contract	General
Contract start date	01/04/2018
Contract end date	

18/19 Contracted general activity (UDA)	9,167
Carry forward general activity (UDA)	0
18/19 Contracted orthodontic activity (UOA)	0
Carry forward orthodontic activity (UOA)	0
Baseline contract value	£333,149.13

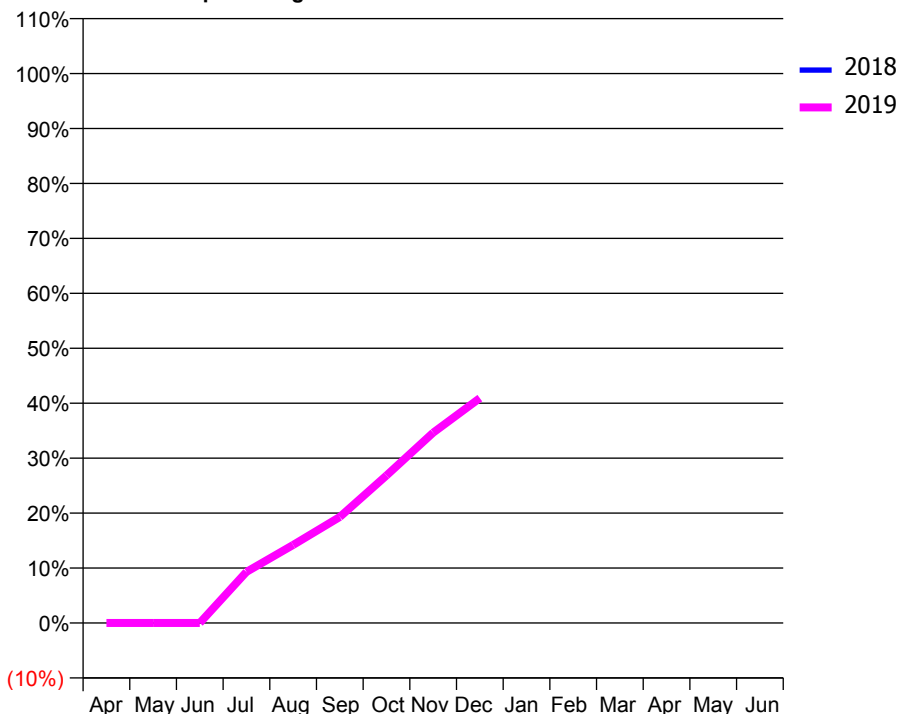
ACCESS*

Patients seen in 24 months	Total	Change since previous quarter
Quarter ending December 2017	0	
Quarter ending March 2018	0	
Quarter ending June 2018	0	
Quarter ending September 2018	1,107	↑
Quarter ending December 2018	2,101	↑
Variance since December 2017	N/A	



ACTIVITY

Cumulative percentage of contracted UDA delivered 2018 & 2019



Month	Adjusted Scheduled Activity (UDA)	
	2018	2019
April	0	0
May	0	0
June	0	0
July	0	852
August	0	1,303
September	0	1,770
October	0	2,461
November	0	3,175
December	0	3,751
January	0	
February	0	
March	0	
April	0	
May	0	
June	0	

QUALITY

	Quantity	Base Number	Contract	AT	Region	England
% of FP17s for the same patient ID Re-attending within 3 months - Children	19	582	3.3%	9.5%	12.3%	11.8%
% of FP17s for the same patient ID Re-attending within 3 months - Adults	247	2,000	12.4%	12.8%	15.8%	15.6%
% of FP17s for the same patient ID Re-attending between 3 & 9 months - Children	28	582	4.8%	62.9%	60.1%	58.8%
% of FP17s for the same patient ID Re-attending between 3 & 9 months - Adults	132	2,000	6.6%	54.6%	53.3%	51.0%
% of FP17s for Band 1 Urgent Courses	415	2,582	16.1%	7.5%	9.0%	9.0%
% of FP17s Relating to Free Repair or Replacements	46	2,582	1.8%	0.9%	1.0%	0.8%
% of FP17s Relating to Continuations	31	2,582	1.2%	0.9%	1.0%	0.9%
% of Patients satisfied with the dentistry they have received	0	0	N/A	93.6%	93.8%	93.2%
% of Patients satisfied with the time they had to wait for an appointment	0	0	N/A	89.5%	89.4%	88.3%

* This is based on patients treated on this contract for their most recent course of treatment. Figures in italics indicate the base number of FP17s or Patient Questionnaire responses are less than 100. N/A is shown where the base number of responses is less than 10 during the period. % is calculated as Quantity/Base number*100

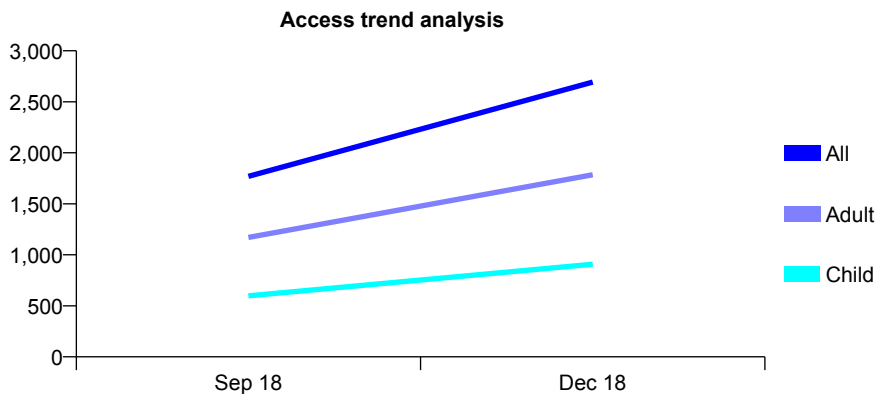
Q50 - Vital Signs At a Glance Contract Report for 100674/0000 - December 2018

Name or company name	City Health Dental
Contract type name	GDS Contract
Purpose of contract	General
Contract start date	01/04/2018
Contract end date	

18/19 Contracted general activity (UDA)	8,333
Carry forward general activity (UDA)	0
18/19 Contracted orthodontic activity (UOA)	0
Carry forward orthodontic activity (UOA)	0
Baseline contract value	£302,861.30

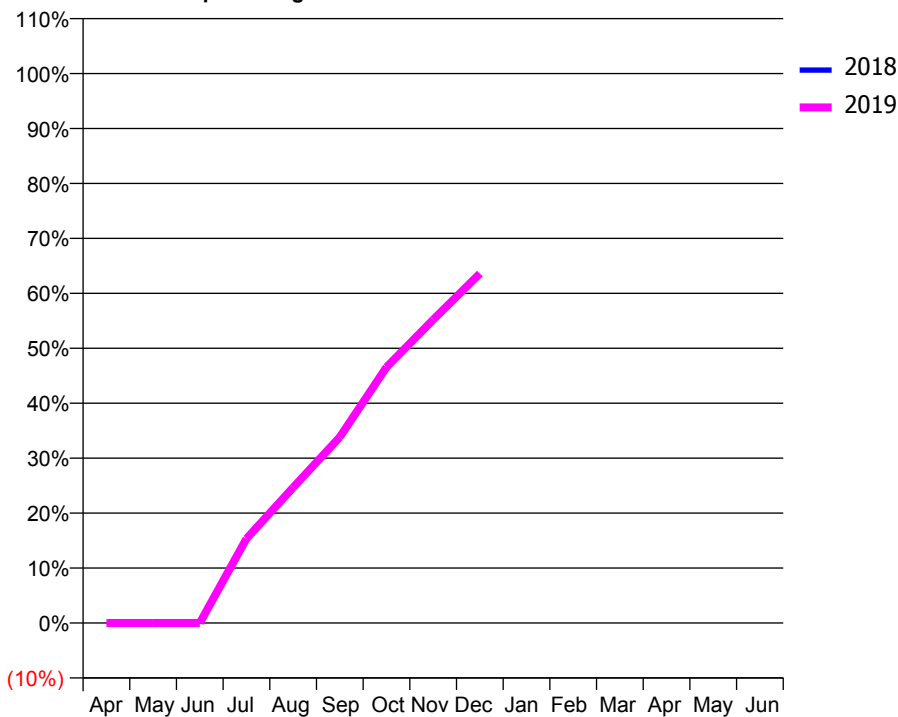
ACCESS*

Patients seen in 24 months	Total	Change since previous quarter
Quarter ending December 2017	0	
Quarter ending March 2018	0	
Quarter ending June 2018	0	
Quarter ending September 2018	1,769	↑
Quarter ending December 2018	2,693	↑
Variance since December 2017	N/A	



ACTIVITY

Cumulative percentage of contracted UDA delivered 2018 & 2019



Month	Adjusted Scheduled Activity (UDA)	
	2018	2019
April	0	0
May	0	0
June	0	0
July	0	1,278
August	0	2,055
September	0	2,820
October	0	3,880
November	0	4,599
December	0	5,299
January	0	
February	0	
March	0	
April	0	
May	0	
June	0	

QUALITY

	Quantity	Base Number	Contract	AT	Region	England
% of FP17s for the same patient ID Re-attending within 3 months - Children	60	1,072	5.6%	9.5%	12.3%	11.8%
% of FP17s for the same patient ID Re-attending within 3 months - Adults	185	2,162	8.6%	12.8%	15.8%	15.6%
% of FP17s for the same patient ID Re-attending between 3 & 9 months - Children	77	1,072	7.2%	62.9%	60.1%	58.8%
% of FP17s for the same patient ID Re-attending between 3 & 9 months - Adults	127	2,162	5.9%	54.6%	53.3%	51.0%
% of FP17s for Band 1 Urgent Courses	341	3,234	10.5%	7.5%	9.0%	9.0%
% of FP17s Relating to Free Repair or Replacements	21	3,234	0.6%	0.9%	1.0%	0.8%
% of FP17s Relating to Continuations	20	3,234	0.6%	0.9%	1.0%	0.9%
% of Patients satisfied with the dentistry they have received	1	1	N/A	93.6%	93.8%	93.2%
% of Patients satisfied with the time they had to wait for an appointment	1	1	N/A	89.5%	89.4%	88.3%

* This is based on patients treated on this contract for their most recent course of treatment. Figures in italics indicate the base number of FP17s or Patient Questionnaire responses are less than 100. N/A is shown where the base number of responses is less than 10 during the period. % is calculated as Quantity/Base number*100

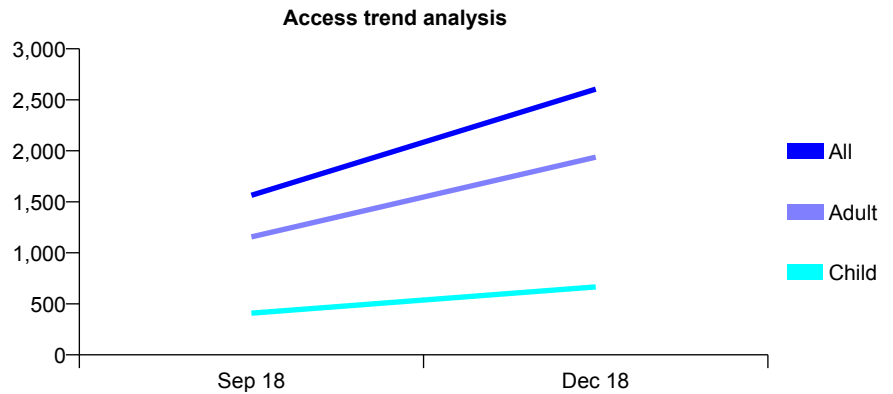
Q50 - Vital Signs At a Glance Contract Report for 100675/0000 - December 2018

Name or company name	City Health Dental
Contract type name	GDS Contract
Purpose of contract	General
Contract start date	01/04/2018
Contract end date	

18/19 Contracted general activity (UDA)	10,833
Carry forward general activity (UDA)	0
18/19 Contracted orthodontic activity (UOA)	0
Carry forward orthodontic activity (UOA)	0
Baseline contract value	£393,719.68

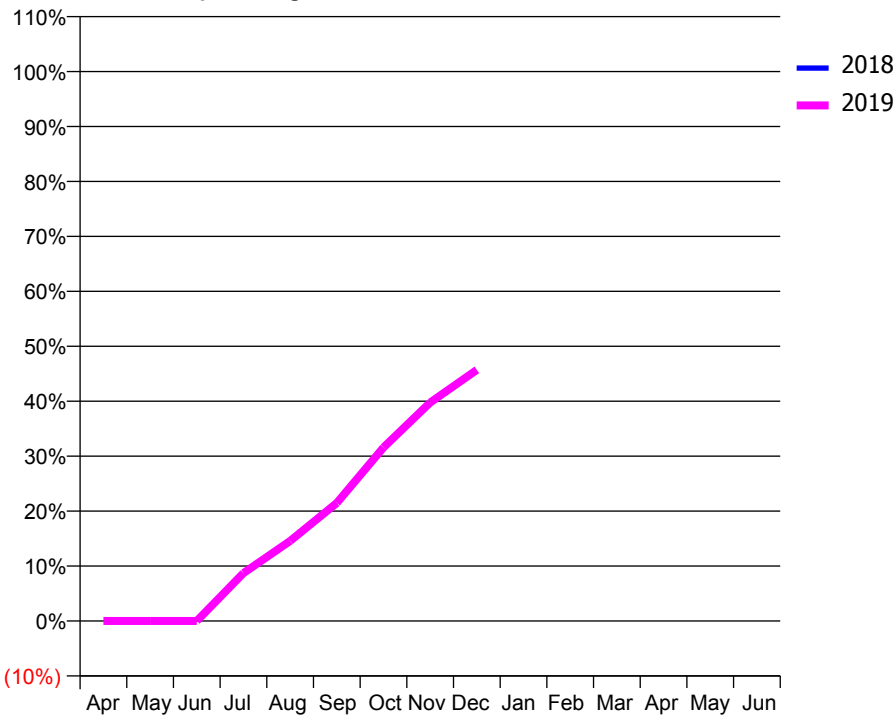
ACCESS*

Patients seen in 24 months	Total	Change since previous quarter
Quarter ending December 2017	0	
Quarter ending March 2018	0	
Quarter ending June 2018	0	
Quarter ending September 2018	1,564	↑
Quarter ending December 2018	2,604	↑
Variance since December 2017	N/A	



ACTIVITY

Cumulative percentage of contracted UDA delivered 2018 & 2019



Month	Adjusted Scheduled Activity (UDA)	
	2018	2019
April	0	0
May	0	0
June	0	0
July	0	946
August	0	1,579
September	0	2,327
October	0	3,421
November	0	4,308
December	0	4,952
January	0	
February	0	
March	0	
April	0	
May	0	
June	0	

QUALITY

	Quantity	Base Number	Contract	AT	Region	England
% of FP17s for the same patient ID Re-attending within 3 months - Children	30	706	4.2%	9.5%	12.3%	11.8%
% of FP17s for the same patient ID Re-attending within 3 months - Adults	211	2,304	9.2%	12.8%	15.8%	15.6%
% of FP17s for the same patient ID Re-attending between 3 & 9 months - Children	10	706	1.4%	62.9%	60.1%	58.8%
% of FP17s for the same patient ID Re-attending between 3 & 9 months - Adults	94	2,304	4.1%	54.6%	53.3%	51.0%
% of FP17s for Band 1 Urgent Courses	299	3,010	9.9%	7.5%	9.0%	9.0%
% of FP17s Relating to Free Repair or Replacements	99	3,010	3.3%	0.9%	1.0%	0.8%
% of FP17s Relating to Continuations	34	3,010	1.1%	0.9%	1.0%	0.9%
% of Patients satisfied with the dentistry they have received	0	0	N/A	93.6%	93.8%	93.2%
% of Patients satisfied with the time they had to wait for an appointment	0	0	N/A	89.5%	89.4%	88.3%

* This is based on patients treated on this contract for their most recent course of treatment. Figures in italics indicate the base number of FP17s or Patient Questionnaire responses are less than 100. N/A is shown where the base number of responses is less than 10 during the period. % is calculated as Quantity/Base number*100

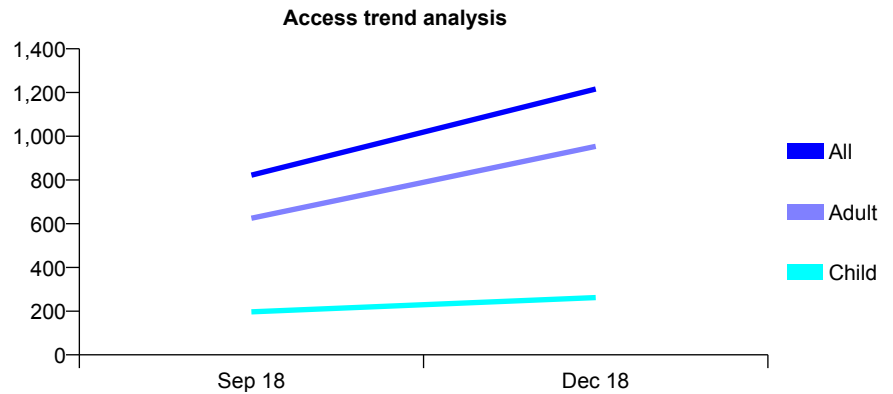
Q50 - Vital Signs At a Glance Contract Report for 100676/0000 - December 2018

Name or company name	City Health Dental
Contract type name	GDS Contract
Purpose of contract	General
Contract start date	01/04/2018
Contract end date	

18/19 Contracted general activity (UDA)	6,250
Carry forward general activity (UDA)	0
18/19 Contracted orthodontic activity (UOA)	0
Carry forward orthodontic activity (UOA)	0
Baseline contract value	£227,145.98

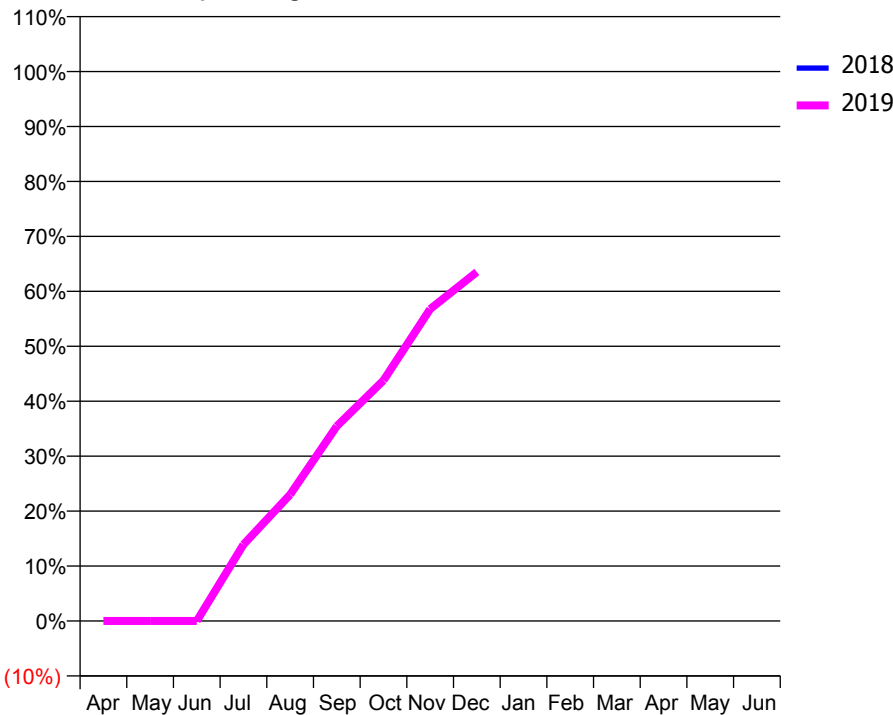
ACCESS*

Patients seen in 24 months	Total	Change since previous quarter
Quarter ending December 2017	0	
Quarter ending March 2018	0	
Quarter ending June 2018	0	
Quarter ending September 2018	822	↑
Quarter ending December 2018	1,216	↑
Variance since December 2017	N/A	



ACTIVITY

Cumulative percentage of contracted UDA delivered 2018 & 2019



Month	Adjusted Scheduled Activity (UDA)	
	2018	2019
April	0	0
May	0	0
June	0	0
July	0	869
August	0	1,438
September	0	2,216
October	0	2,737
November	0	3,549
December	0	3,971
January	0	
February	0	
March	0	
April	0	
May	0	
June	0	

QUALITY

	Quantity	Base Number	Contract	AT	Region	England
% of FP17s for the same patient ID Re-attending within 3 months - Children	8	304	2.6%	9.5%	12.3%	11.8%
% of FP17s for the same patient ID Re-attending within 3 months - Adults	111	1,233	9.0%	12.8%	15.8%	15.6%
% of FP17s for the same patient ID Re-attending between 3 & 9 months - Children	29	304	9.5%	62.9%	60.1%	58.8%
% of FP17s for the same patient ID Re-attending between 3 & 9 months - Adults	152	1,233	12.3%	54.6%	53.3%	51.0%
% of FP17s for Band 1 Urgent Courses	88	1,537	5.7%	7.5%	9.0%	9.0%
% of FP17s Relating to Free Repair or Replacements	36	1,537	2.3%	0.9%	1.0%	0.8%
% of FP17s Relating to Continuations	21	1,537	1.4%	0.9%	1.0%	0.9%
% of Patients satisfied with the dentistry they have received	1	1	N/A	93.6%	93.8%	93.2%
% of Patients satisfied with the time they had to wait for an appointment	1	1	N/A	89.5%	89.4%	88.3%

* This is based on patients treated on this contract for their most recent course of treatment. Figures in italics indicate the base number of FP17s or Patient Questionnaire responses are less than 100. N/A is shown where the base number of responses is less than 10 during the period. % is calculated as Quantity/Base number*100

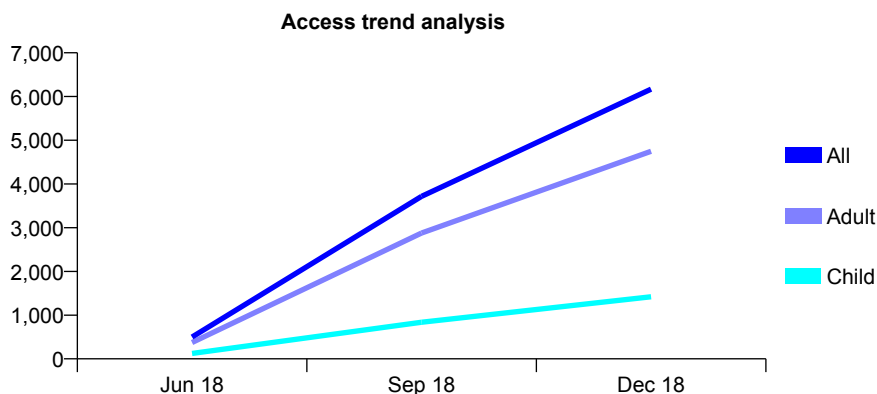
Q50 - Vital Signs At a Glance Contract Report for 100677/0000 - December 2018

Name or company name	City Health Dental
Contract type name	GDS Contract
Purpose of contract	General
Contract start date	01/04/2018
Contract end date	

18/19 Contracted general activity (UDA)	30,167
Carry forward general activity (UDA)	0
18/19 Contracted orthodontic activity (UOA)	0
Carry forward orthodontic activity (UOA)	0
Baseline contract value	£1,096,357.91

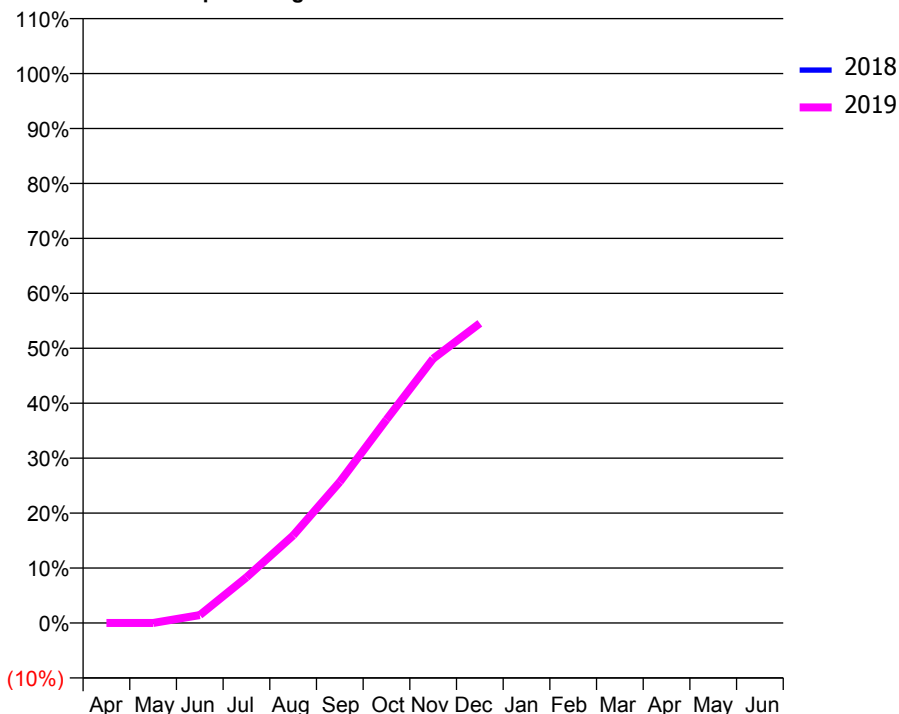
ACCESS*

Patients seen in 24 months	Total	Change since previous quarter
Quarter ending December 2017	0	
Quarter ending March 2018	0	
Quarter ending June 2018	498	↑
Quarter ending September 2018	3,717	↑
Quarter ending December 2018	6,169	↑
Variance since December 2017	N/A	



ACTIVITY

Cumulative percentage of contracted UDA delivered 2018 & 2019



Month	Adjusted Scheduled Activity (UDA)	
	2018	2019
April	0	0
May	0	0
June	0	434
July	0	2,506
August	0	4,807
September	0	7,748
October	0	11,168
November	0	14,516
December	0	16,453
January	0	
February	0	
March	0	
April	0	
May	0	
June	0	

QUALITY

	Quantity	Base Number	Contract	AT	Region	England
% of FP17s for the same patient ID Re-attending within 3 months - Children	145	1,670	8.7%	9.5%	12.3%	11.8%
% of FP17s for the same patient ID Re-attending within 3 months - Adults	874	6,137	14.2%	12.8%	15.8%	15.6%
% of FP17s for the same patient ID Re-attending between 3 & 9 months - Children	37	1,670	2.2%	62.9%	60.1%	58.8%
% of FP17s for the same patient ID Re-attending between 3 & 9 months - Adults	139	6,137	2.3%	54.6%	53.3%	51.0%
% of FP17s for Band 1 Urgent Courses	2,417	7,807	31.0%	7.5%	9.0%	9.0%
% of FP17s Relating to Free Repair or Replacements	39	7,807	0.5%	0.9%	1.0%	0.8%
% of FP17s Relating to Continuations	100	7,807	1.3%	0.9%	1.0%	0.9%
% of Patients satisfied with the dentistry they have received	3	3	N/A	93.6%	93.8%	93.2%
% of Patients satisfied with the time they had to wait for an appointment	3	3	N/A	89.5%	89.4%	88.3%

* This is based on patients treated on this contract for their most recent course of treatment. Figures in italics indicate the base number of FP17s or Patient Questionnaire responses are less than 100. N/A is shown where the base number of responses is less than 10 during the period. % is calculated as Quantity/Base number*100

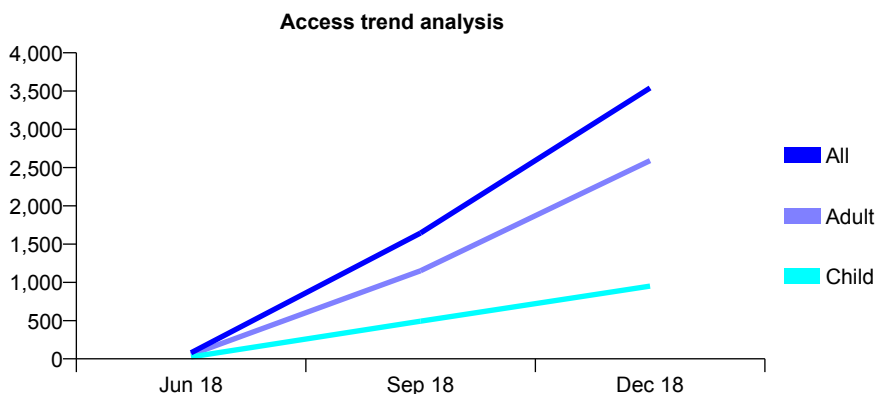
Q50 - Vital Signs At a Glance Contract Report for 100678/0000 - December 2018

Name or company name	32 Dental Care Limited
Contract type name	GDS Contract
Purpose of contract	General
Contract start date	01/06/2018
Contract end date	

18/19 Contracted general activity (UDA)	22,784
Carry forward general activity (UDA)	0
18/19 Contracted orthodontic activity (UOA)	0
Carry forward orthodontic activity (UOA)	0
Baseline contract value	£655,624.17

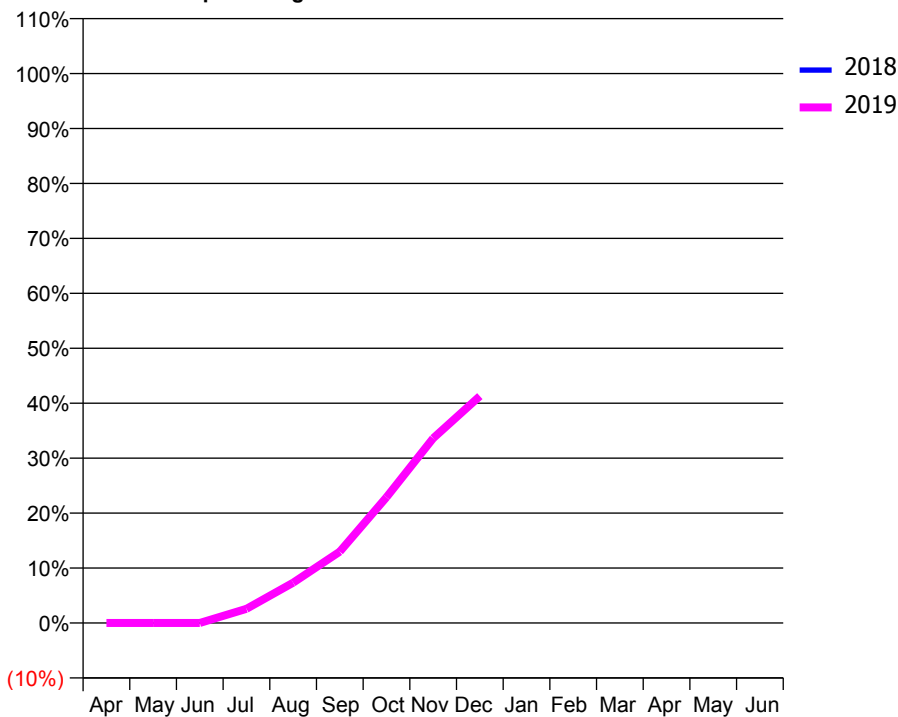
ACCESS*

Patients seen in 24 months	Total	Change since previous quarter
Quarter ending December 2017	0	
Quarter ending March 2018	0	
Quarter ending June 2018	80	↑
Quarter ending September 2018	1,644	↑
Quarter ending December 2018	3,541	↑
Variance since December 2017	N/A	



ACTIVITY

Cumulative percentage of contracted UDA delivered 2018 & 2019



Month	Adjusted Scheduled Activity (UDA)	
	2018	2019
April	0	0
May	0	0
June	0	0
July	0	588
August	0	1,674
September	0	2,959
October	0	5,219
November	0	7,661
December	0	9,410
January	0	
February	0	
March	0	
April	0	
May	0	
June	0	

QUALITY

	Quantity	Base Number	Contract	AT	Region	England
% of FP17s for the same patient ID Re-attending within 3 months - Children	40	1,007	4.0%	9.5%	12.3%	11.8%
% of FP17s for the same patient ID Re-attending within 3 months - Adults	271	2,879	9.4%	12.8%	15.8%	15.6%
% of FP17s for the same patient ID Re-attending between 3 & 9 months - Children	26	1,007	2.6%	62.9%	60.1%	58.8%
% of FP17s for the same patient ID Re-attending between 3 & 9 months - Adults	61	2,879	2.1%	54.6%	53.3%	51.0%
% of FP17s for Band 1 Urgent Courses	394	3,886	10.1%	7.5%	9.0%	9.0%
% of FP17s Relating to Free Repair or Replacements	11	3,886	0.3%	0.9%	1.0%	0.8%
% of FP17s Relating to Continuations	18	3,886	0.5%	0.9%	1.0%	0.9%
% of Patients satisfied with the dentistry they have received	5	6	N/A	93.6%	93.8%	93.2%
% of Patients satisfied with the time they had to wait for an appointment	6	6	N/A	89.5%	89.4%	88.3%

* This is based on patients treated on this contract for their most recent course of treatment. Figures in italics indicate the base number of FP17s or Patient Questionnaire responses are less than 100. N/A is shown where the base number of responses is less than 10 during the period. % is calculated as Quantity/Base number*100

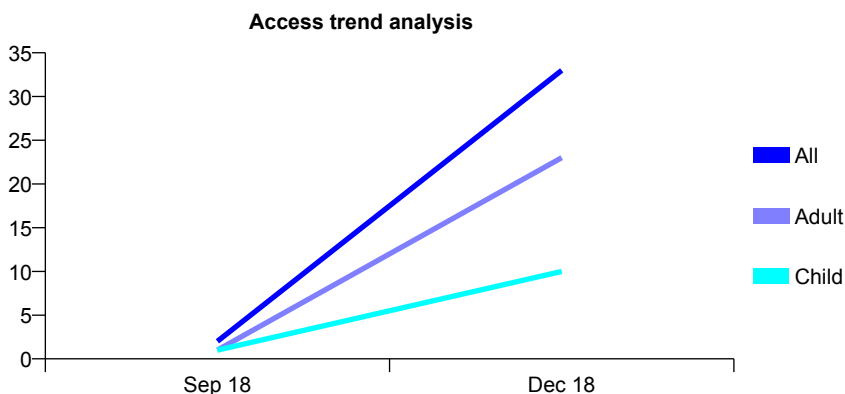
Q50 - Vital Signs At a Glance Contract Report for 100770/0000 - December 2018

Name or company name	Aishwaryam Limited
Contract type name	GDS Contract
Purpose of contract	General
Contract start date	01/07/2018
Contract end date	31/03/2021

18/19 Contracted general activity (UDA)	1,223
Carry forward general activity (UDA)	0
18/19 Contracted orthodontic activity (UOA)	0
Carry forward orthodontic activity (UOA)	0
Baseline contract value	£34,610.90

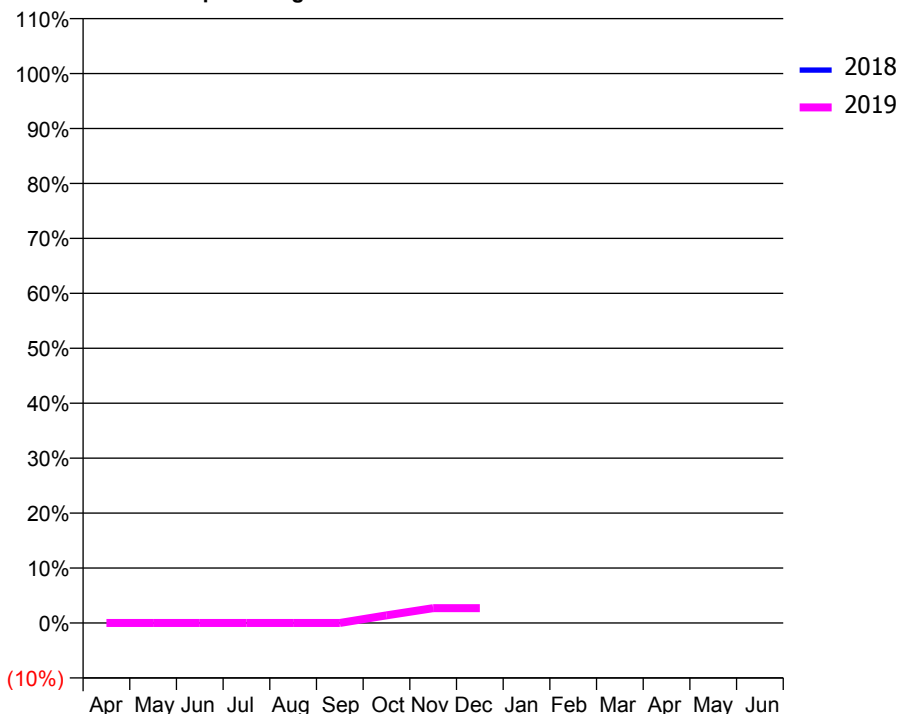
ACCESS*

Patients seen in 24 months	Total	Change since previous quarter
Quarter ending December 2017	0	
Quarter ending March 2018	0	
Quarter ending June 2018	0	
Quarter ending September 2018	2	↑
Quarter ending December 2018	33	↑
Variance since December 2017	N/A	



ACTIVITY

Cumulative percentage of contracted UDA delivered 2018 & 2019



Month	Adjusted Scheduled Activity (UDA)	
	2018	2019
April	0	0
May	0	0
June	0	0
July	0	0
August	0	0
September	0	0
October	0	17
November	0	33
December	0	33
January	0	
February	0	
March	0	
April	0	
May	0	
June	0	

QUALITY

	Quantity	Base Number	Contract	AT	Region	England
% of FP17s for the same patient ID Re-attending within 3 months - Children	0	4	0.0%	9.5%	12.3%	11.8%
% of FP17s for the same patient ID Re-attending within 3 months - Adults	0	10	0.0%	12.8%	15.8%	15.6%
% of FP17s for the same patient ID Re-attending between 3 & 9 months - Children	0	4	0.0%	62.9%	60.1%	58.8%
% of FP17s for the same patient ID Re-attending between 3 & 9 months - Adults	0	10	0.0%	54.6%	53.3%	51.0%
% of FP17s for Band 1 Urgent Courses	1	14	7.1%	7.5%	9.0%	9.0%
% of FP17s Relating to Free Repair or Replacements	0	14	0.0%	0.9%	1.0%	0.8%
% of FP17s Relating to Continuations	0	14	0.0%	0.9%	1.0%	0.9%
% of Patients satisfied with the dentistry they have received	0	0	N/A	93.6%	93.8%	93.2%
% of Patients satisfied with the time they had to wait for an appointment	0	0	N/A	89.5%	89.4%	88.3%

* This is based on patients treated on this contract for their most recent course of treatment. Figures in italics indicate the base number of FP17s or Patient Questionnaire responses are less than 100. N/A is shown where the base number of responses is less than 10 during the period. % is calculated as Quantity/Base number*100

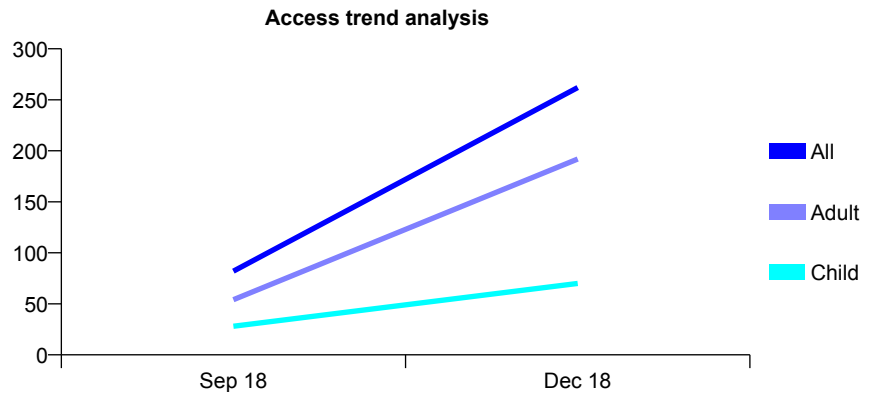
Q50 - Vital Signs At a Glance Contract Report for 100772/0000 - December 2018

Name or company name	The Corner Dental Practice
Contract type name	GDS Contract
Purpose of contract	General
Contract start date	01/07/2018
Contract end date	31/03/2021

18/19 Contracted general activity (UDA)	4,814
Carry forward general activity (UDA)	0
18/19 Contracted orthodontic activity (UOA)	0
Carry forward orthodontic activity (UOA)	0
Baseline contract value	£136,236.20

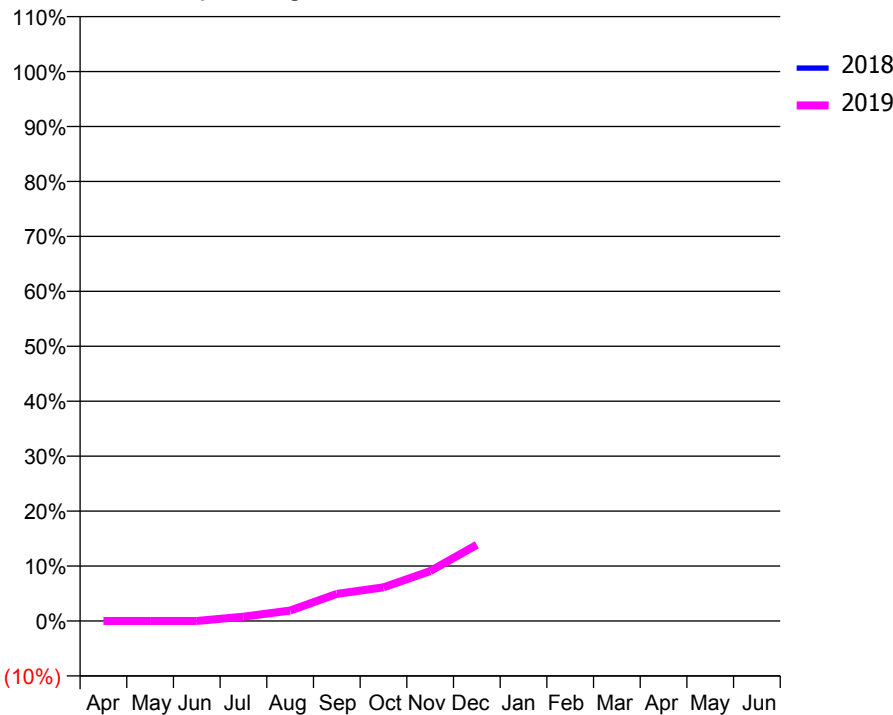
ACCESS*

Patients seen in 24 months	Total	Change since previous quarter
Quarter ending December 2017	0	
Quarter ending March 2018	0	
Quarter ending June 2018	0	
Quarter ending September 2018	82	↑
Quarter ending December 2018	262	↑
Variance since December 2017	N/A	



ACTIVITY

Cumulative percentage of contracted UDA delivered 2018 & 2019



Month	Adjusted Scheduled Activity (UDA)	
	2018	2019
April	0	0
May	0	0
June	0	0
July	0	38
August	0	92
September	0	237
October	0	295
November	0	437
December	0	668
January	0	
February	0	
March	0	
April	0	
May	0	
June	0	

QUALITY

	Quantity	Base Number	Contract	AT	Region	England
% of FP17s for the same patient ID Re-attending within 3 months - Children	0	63	0.0%	9.5%	12.3%	11.8%
% of FP17s for the same patient ID Re-attending within 3 months - Adults	2	153	1.3%	12.8%	15.8%	15.6%
% of FP17s for the same patient ID Re-attending between 3 & 9 months - Children	4	63	6.3%	62.9%	60.1%	58.8%
% of FP17s for the same patient ID Re-attending between 3 & 9 months - Adults	1	153	0.7%	54.6%	53.3%	51.0%
% of FP17s for Band 1 Urgent Courses	1	216	0.5%	7.5%	9.0%	9.0%
% of FP17s Relating to Free Repair or Replacements	0	216	0.0%	0.9%	1.0%	0.8%
% of FP17s Relating to Continuations	0	216	0.0%	0.9%	1.0%	0.9%
% of Patients satisfied with the dentistry they have received	0	0	N/A	93.6%	93.8%	93.2%
% of Patients satisfied with the time they had to wait for an appointment	0	0	N/A	89.5%	89.4%	88.3%

* This is based on patients treated on this contract for their most recent course of treatment. Figures in italics indicate the base number of FP17s or Patient Questionnaire responses are less than 100. N/A is shown where the base number of responses is less than 10 during the period. % is calculated as Quantity/Base number*100

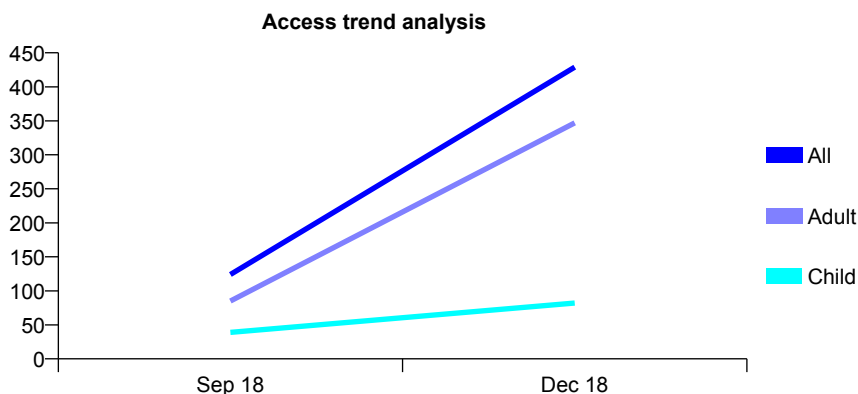
Q50 - Vital Signs At a Glance Contract Report for 100781/0000 - December 2018

Name or company name	MR RP BERRY
Contract type name	GDS Contract
Purpose of contract	General
Contract start date	01/07/2018
Contract end date	31/03/2021

18/19 Contracted general activity (UDA)	3,849
Carry forward general activity (UDA)	0
18/19 Contracted orthodontic activity (UOA)	0
Carry forward orthodontic activity (UOA)	0
Baseline contract value	£108,926.70

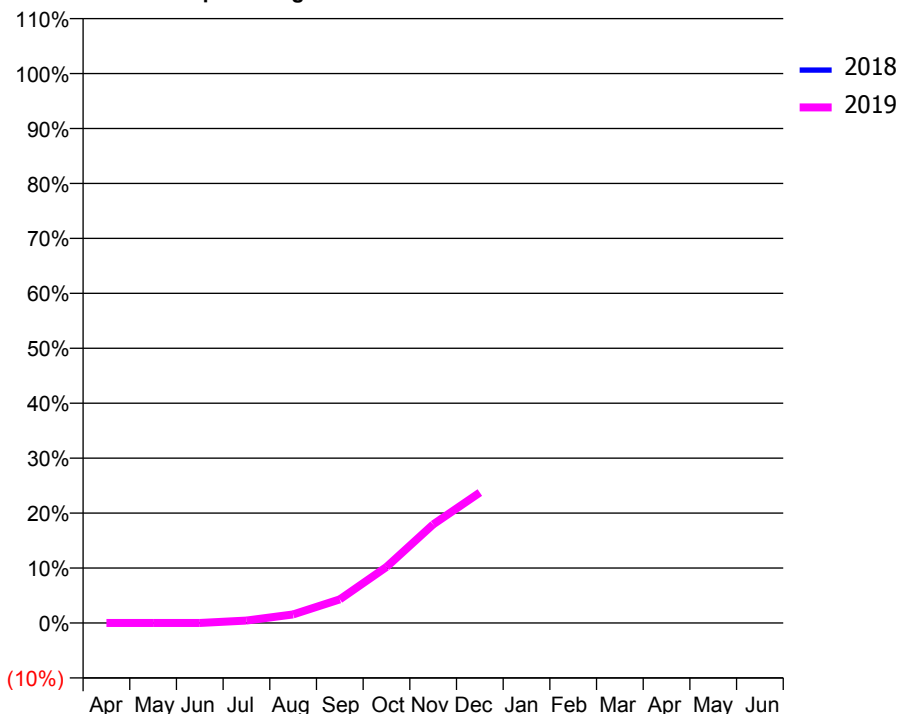
ACCESS*

Patients seen in 24 months	Total	Change since previous quarter
Quarter ending December 2017	0	
Quarter ending March 2018	0	
Quarter ending June 2018	0	
Quarter ending September 2018	124	↑
Quarter ending December 2018	429	↑
Variance since December 2017	N/A	



ACTIVITY

Cumulative percentage of contracted UDA delivered 2018 & 2019



Month	Adjusted Scheduled Activity (UDA)	
	2018	2019
April	0	0
May	0	0
June	0	0
July	0	17
August	0	60
September	0	165
October	0	393
November	0	691
December	0	914
January	0	
February	0	
March	0	
April	0	
May	0	
June	0	

QUALITY

	Quantity	Base Number	Contract	AT	Region	England
% of FP17s for the same patient ID Re-attending within 3 months - Children	3	89	3.4%	9.5%	12.3%	11.8%
% of FP17s for the same patient ID Re-attending within 3 months - Adults	21	361	5.8%	12.8%	15.8%	15.6%
% of FP17s for the same patient ID Re-attending between 3 & 9 months - Children	1	89	1.1%	62.9%	60.1%	58.8%
% of FP17s for the same patient ID Re-attending between 3 & 9 months - Adults	0	361	0.0%	54.6%	53.3%	51.0%
% of FP17s for Band 1 Urgent Courses	53	450	11.8%	7.5%	9.0%	9.0%
% of FP17s Relating to Free Repair or Replacements	1	450	0.2%	0.9%	1.0%	0.8%
% of FP17s Relating to Continuations	0	450	0.0%	0.9%	1.0%	0.9%
% of Patients satisfied with the dentistry they have received	0	0	N/A	93.6%	93.8%	93.2%
% of Patients satisfied with the time they had to wait for an appointment	0	0	N/A	89.5%	89.4%	88.3%

* This is based on patients treated on this contract for their most recent course of treatment. Figures in italics indicate the base number of FP17s or Patient Questionnaire responses are less than 100. N/A is shown where the base number of responses is less than 10 during the period. % is calculated as Quantity/Base number*100

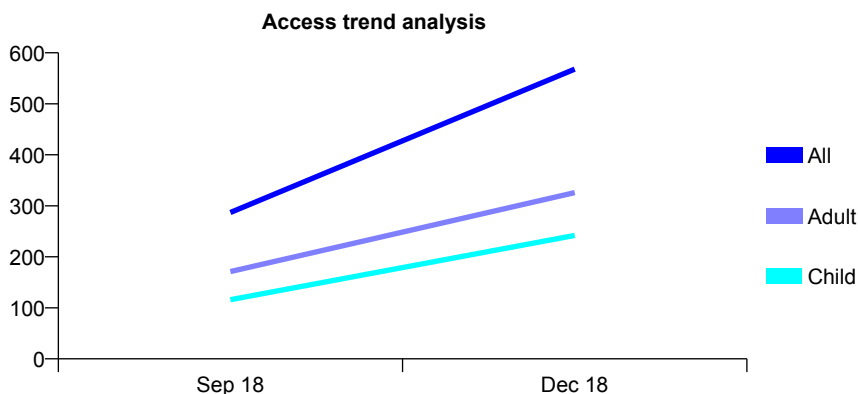
Q50 - Vital Signs At a Glance Contract Report for 100786/0000 - December 2018

Name or company name	OASIS DENTAL CARE LTD
Contract type name	GDS Contract
Purpose of contract	General
Contract start date	01/07/2018
Contract end date	31/03/2021

18/19 Contracted general activity (UDA)	2,933
Carry forward general activity (UDA)	0
18/19 Contracted orthodontic activity (UOA)	0
Carry forward orthodontic activity (UOA)	0
Baseline contract value	£83,003.90

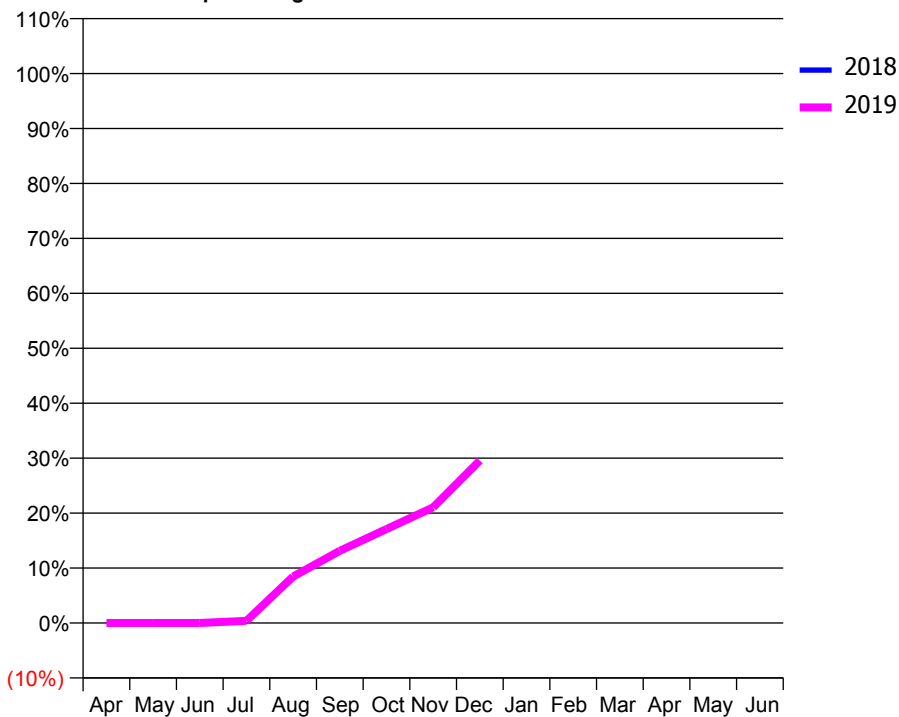
ACCESS*

Patients seen in 24 months	Total	Change since previous quarter
Quarter ending December 2017	0	
Quarter ending March 2018	0	
Quarter ending June 2018	0	
Quarter ending September 2018	287	↑
Quarter ending December 2018	568	↑
Variance since December 2017	N/A	



ACTIVITY

Cumulative percentage of contracted UDA delivered 2018 & 2019



Month	Adjusted Scheduled Activity (UDA)	
	2018	2019
April	0	0
May	0	0
June	0	0
July	0	12
August	0	248
September	0	385
October	0	502
November	0	617
December	0	868
January	0	
February	0	
March	0	
April	0	
May	0	
June	0	

QUALITY

	Quantity	Base Number	Contract	AT	Region	England
% of FP17s for the same patient ID Re-attending within 3 months - Children	1	217	0.5%	9.5%	12.3%	11.8%
% of FP17s for the same patient ID Re-attending within 3 months - Adults	8	356	2.2%	12.8%	15.8%	15.6%
% of FP17s for the same patient ID Re-attending between 3 & 9 months - Children	1	217	0.5%	62.9%	60.1%	58.8%
% of FP17s for the same patient ID Re-attending between 3 & 9 months - Adults	1	356	0.3%	54.6%	53.3%	51.0%
% of FP17s for Band 1 Urgent Courses	78	573	13.6%	7.5%	9.0%	9.0%
% of FP17s Relating to Free Repair or Replacements	13	573	2.3%	0.9%	1.0%	0.8%
% of FP17s Relating to Continuations	0	573	0.0%	0.9%	1.0%	0.9%
% of Patients satisfied with the dentistry they have received	1	1	N/A	93.6%	93.8%	93.2%
% of Patients satisfied with the time they had to wait for an appointment	1	1	N/A	89.5%	89.4%	88.3%

* This is based on patients treated on this contract for their most recent course of treatment. Figures in italics indicate the base number of FP17s or Patient Questionnaire responses are less than 100. N/A is shown where the base number of responses is less than 10 during the period. % is calculated as Quantity/Base number*100

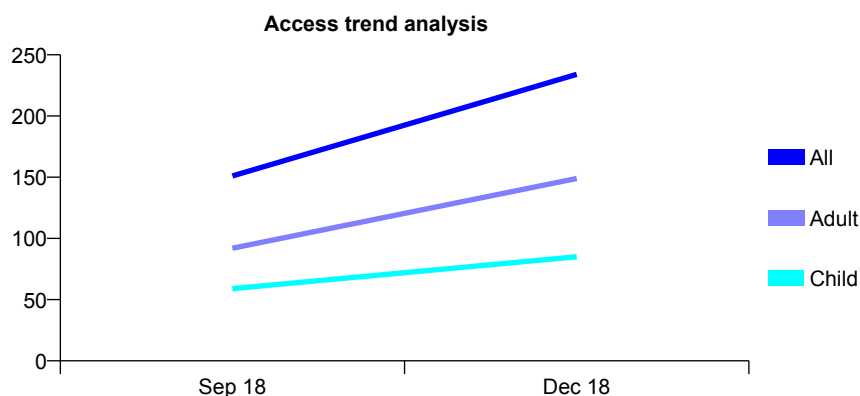
Q50 - Vital Signs At a Glance Contract Report for 100787/0000 - December 2018

Name or company name	B & R Dental Care
Contract type name	GDS Contract
Purpose of contract	General
Contract start date	01/07/2018
Contract end date	31/03/2021

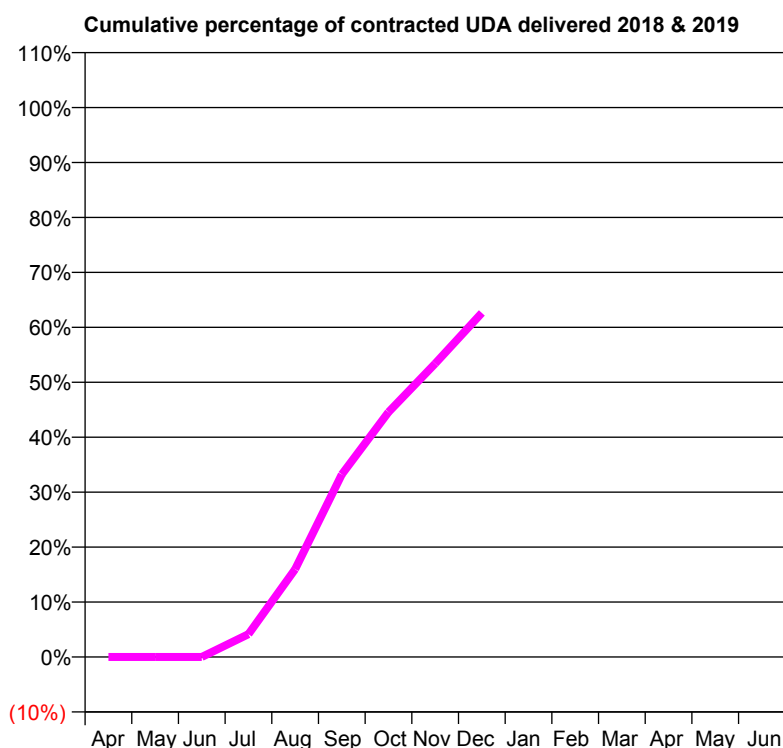
18/19 Contracted general activity (UDA)	935
Carry forward general activity (UDA)	0
18/19 Contracted orthodontic activity (UOA)	0
Carry forward orthodontic activity (UOA)	0
Baseline contract value	£26,460.50

ACCESS*

Patients seen in 24 months	Total	Change since previous quarter
Quarter ending December 2017	0	
Quarter ending March 2018	0	
Quarter ending June 2018	0	
Quarter ending September 2018	151	↑
Quarter ending December 2018	234	↑
Variance since December 2017	N/A	



ACTIVITY



Month	Adjusted Scheduled Activity (UDA)	
	2018	2019
April	0	0
May	0	0
June	0	0
July	0	39
August	0	149
September	0	311
October	0	417
November	0	499
December	0	586
January	0	
February	0	
March	0	
April	0	
May	0	
June	0	

QUALITY

	Quantity	Base Number	Contract	AT	Region	England
% of FP17s for the same patient ID Re-attending within 3 months - Children	0	98	0.0%	9.5%	12.3%	11.8%
% of FP17s for the same patient ID Re-attending within 3 months - Adults	0	166	0.0%	12.8%	15.8%	15.6%
% of FP17s for the same patient ID Re-attending between 3 & 9 months - Children	0	98	0.0%	62.9%	60.1%	58.8%
% of FP17s for the same patient ID Re-attending between 3 & 9 months - Adults	1	166	0.6%	54.6%	53.3%	51.0%
% of FP17s for Band 1 Urgent Courses	18	264	6.8%	7.5%	9.0%	9.0%
% of FP17s Relating to Free Repair or Replacements	0	264	0.0%	0.9%	1.0%	0.8%
% of FP17s Relating to Continuations	0	264	0.0%	0.9%	1.0%	0.9%
% of Patients satisfied with the dentistry they have received	0	0	N/A	93.6%	93.8%	93.2%
% of Patients satisfied with the time they had to wait for an appointment	0	0	N/A	89.5%	89.4%	88.3%

* This is based on patients treated on this contract for their most recent course of treatment. Figures in italics indicate the base number of FP17s or Patient Questionnaire responses are less than 100. N/A is shown where the base number of responses is less than 10 during the period. % is calculated as Quantity/Base number*100

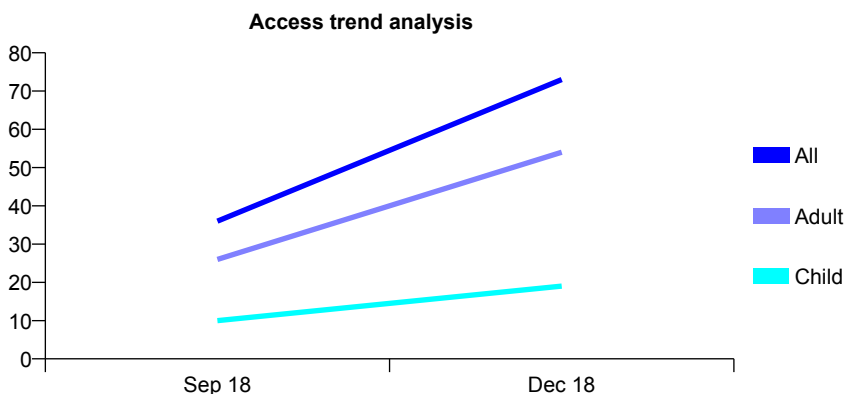
Q50 - Vital Signs At a Glance Contract Report for 100788/0000 - December 2018

Name or company name	MR AN GATECLIFF
Contract type name	GDS Contract
Purpose of contract	General
Contract start date	01/07/2018
Contract end date	31/03/2021

18/19 Contracted general activity (UDA)	261
Carry forward general activity (UDA)	0
18/19 Contracted orthodontic activity (UOA)	0
Carry forward orthodontic activity (UOA)	0
Baseline contract value	£7,386.30

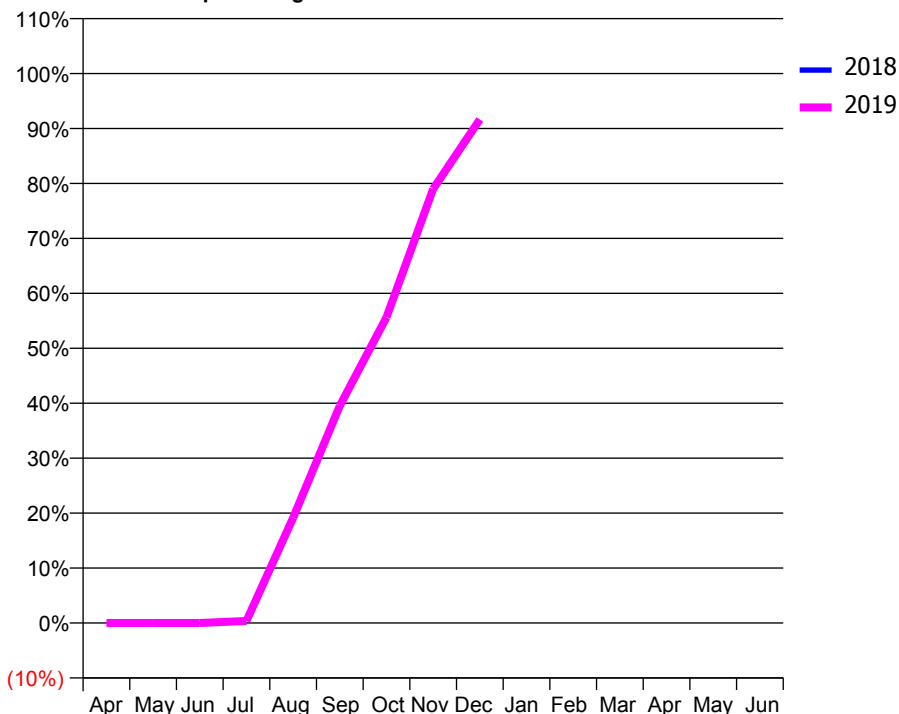
ACCESS*

Patients seen in 24 months	Total	Change since previous quarter
Quarter ending December 2017	0	
Quarter ending March 2018	0	
Quarter ending June 2018	0	
Quarter ending September 2018	36	↑
Quarter ending December 2018	73	↑
Variance since December 2017	N/A	



ACTIVITY

Cumulative percentage of contracted UDA delivered 2018 & 2019



Month	Adjusted Scheduled Activity (UDA)	
	2018	2019
April	0	0
May	0	0
June	0	0
July	0	1
August	0	50
September	0	103
October	0	145
November	0	206
December	0	239
January	0	
February	0	
March	0	
April	0	
May	0	
June	0	

QUALITY

	Quantity	Base Number	Contract	AT	Region	England
% of FP17s for the same patient ID Re-attending within 3 months - Children	0	20	0.0%	9.5%	12.3%	11.8%
% of FP17s for the same patient ID Re-attending within 3 months - Adults	0	54	0.0%	12.8%	15.8%	15.6%
% of FP17s for the same patient ID Re-attending between 3 & 9 months - Children	0	20	0.0%	62.9%	60.1%	58.8%
% of FP17s for the same patient ID Re-attending between 3 & 9 months - Adults	0	54	0.0%	54.6%	53.3%	51.0%
% of FP17s for Band 1 Urgent Courses	0	74	0.0%	7.5%	9.0%	9.0%
% of FP17s Relating to Free Repair or Replacements	0	74	0.0%	0.9%	1.0%	0.8%
% of FP17s Relating to Continuations	0	74	0.0%	0.9%	1.0%	0.9%
% of Patients satisfied with the dentistry they have received	0	0	N/A	93.6%	93.8%	93.2%
% of Patients satisfied with the time they had to wait for an appointment	0	0	N/A	89.5%	89.4%	88.3%

* This is based on patients treated on this contract for their most recent course of treatment. Figures in italics indicate the base number of FP17s or Patient Questionnaire responses are less than 100. N/A is shown where the base number of responses is less than 10 during the period. % is calculated as Quantity/Base number*100

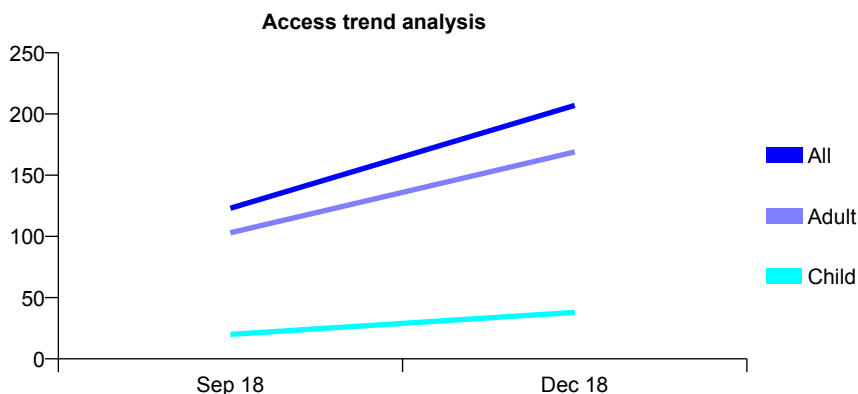
Q50 - Vital Signs At a Glance Contract Report for 100789/0000 - December 2018

Name or company name	MS MM ODUKOYA
Contract type name	GDS Contract
Purpose of contract	General
Contract start date	01/07/2018
Contract end date	31/03/2021

18/19 Contracted general activity (UDA)	606
Carry forward general activity (UDA)	0
18/19 Contracted orthodontic activity (UOA)	0
Carry forward orthodontic activity (UOA)	0
Baseline contract value	£17,149.80

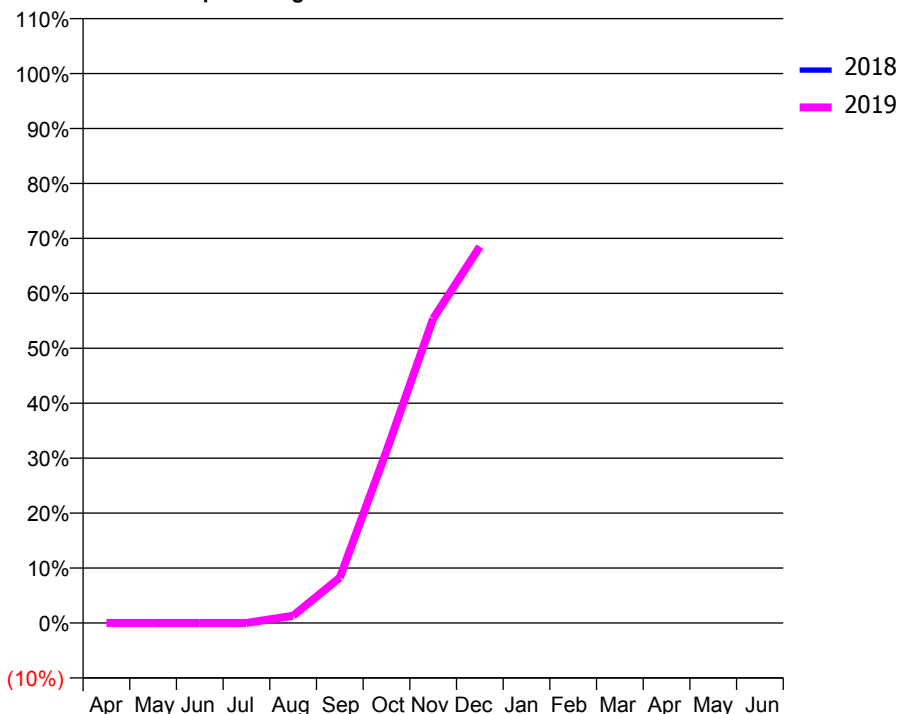
ACCESS*

Patients seen in 24 months	Total	Change since previous quarter
Quarter ending December 2017	0	
Quarter ending March 2018	0	
Quarter ending June 2018	0	
Quarter ending September 2018	123	↑
Quarter ending December 2018	207	↑
Variance since December 2017	N/A	



ACTIVITY

Cumulative percentage of contracted UDA delivered 2018 & 2019



Month	Adjusted Scheduled Activity (UDA)	
	2018	2019
April	0	0
May	0	0
June	0	0
July	0	0
August	0	8
September	0	50
October	0	190
November	0	336
December	0	415
January	0	
February	0	
March	0	
April	0	
May	0	
June	0	

QUALITY

	Quantity	Base Number	Contract	AT	Region	England
% of FP17s for the same patient ID Re-attending within 3 months - Children	0	40	0.0%	9.5%	12.3%	11.8%
% of FP17s for the same patient ID Re-attending within 3 months - Adults	3	181	1.7%	12.8%	15.8%	15.6%
% of FP17s for the same patient ID Re-attending between 3 & 9 months - Children	0	40	0.0%	62.9%	60.1%	58.8%
% of FP17s for the same patient ID Re-attending between 3 & 9 months - Adults	1	181	0.6%	54.6%	53.3%	51.0%
% of FP17s for Band 1 Urgent Courses	5	221	2.3%	7.5%	9.0%	9.0%
% of FP17s Relating to Free Repair or Replacements	0	221	0.0%	0.9%	1.0%	0.8%
% of FP17s Relating to Continuations	0	221	0.0%	0.9%	1.0%	0.9%
% of Patients satisfied with the dentistry they have received	0	0	N/A	93.6%	93.8%	93.2%
% of Patients satisfied with the time they had to wait for an appointment	0	0	N/A	89.5%	89.4%	88.3%

* This is based on patients treated on this contract for their most recent course of treatment. Figures in italics indicate the base number of FP17s or Patient Questionnaire responses are less than 100. N/A is shown where the base number of responses is less than 10 during the period. % is calculated as Quantity/Base number*100

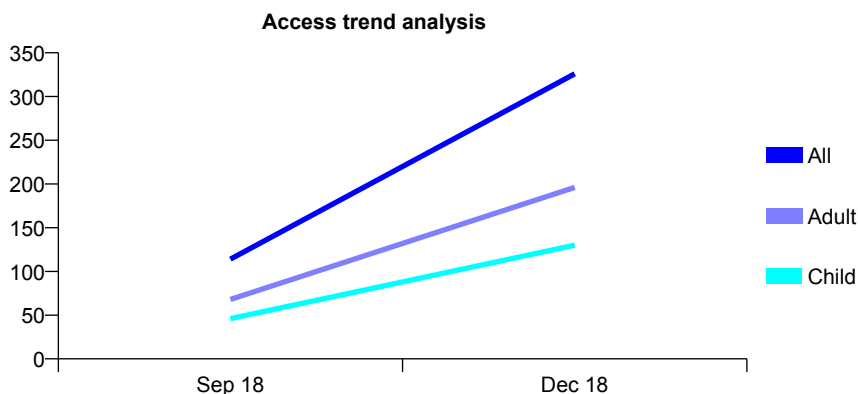
Q50 - Vital Signs At a Glance Contract Report for 100802/0000 - December 2018

Name or company name	The Dental Design Studio
Contract type name	GDS Contract
Purpose of contract	General
Contract start date	01/07/2018
Contract end date	31/03/2021

18/19 Contracted general activity (UDA)	4,910
Carry forward general activity (UDA)	0
18/19 Contracted orthodontic activity (UOA)	0
Carry forward orthodontic activity (UOA)	0
Baseline contract value	£138,953.00

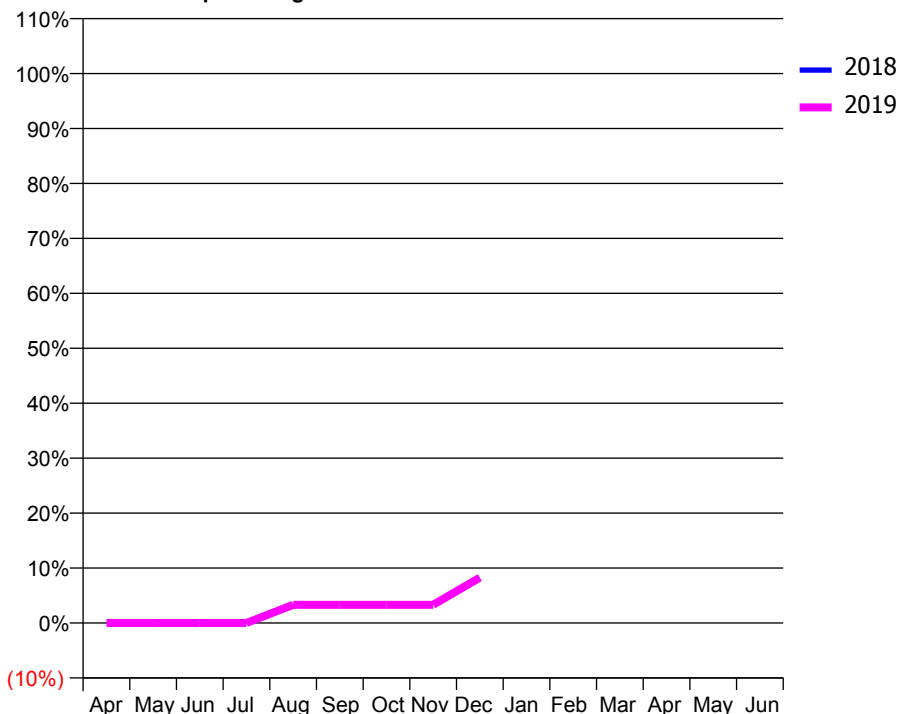
ACCESS*

Patients seen in 24 months	Total	Change since previous quarter
Quarter ending December 2017	0	
Quarter ending March 2018	0	
Quarter ending June 2018	0	
Quarter ending September 2018	114	↑
Quarter ending December 2018	326	↑
Variance since December 2017	N/A	



ACTIVITY

Cumulative percentage of contracted UDA delivered 2018 & 2019



Month	Adjusted Scheduled Activity (UDA)	
	2018	2019
April	0	0
May	0	0
June	0	0
July	0	0
August	0	163
September	0	163
October	0	163
November	0	163
December	0	405
January	0	
February	0	
March	0	
April	0	
May	0	
June	0	

QUALITY

	Quantity	Base Number	Contract	AT	Region	England
% of FP17s for the same patient ID Re-attending within 3 months - Children	0	118	0.0%	9.5%	12.3%	11.8%
% of FP17s for the same patient ID Re-attending within 3 months - Adults	1	185	0.5%	12.8%	15.8%	15.6%
% of FP17s for the same patient ID Re-attending between 3 & 9 months - Children	0	118	0.0%	62.9%	60.1%	58.8%
% of FP17s for the same patient ID Re-attending between 3 & 9 months - Adults	1	185	0.5%	54.6%	53.3%	51.0%
% of FP17s for Band 1 Urgent Courses	17	303	5.6%	7.5%	9.0%	9.0%
% of FP17s Relating to Free Repair or Replacements	3	303	1.0%	0.9%	1.0%	0.8%
% of FP17s Relating to Continuations	2	303	0.7%	0.9%	1.0%	0.9%
% of Patients satisfied with the dentistry they have received	0	0	N/A	93.6%	93.8%	93.2%
% of Patients satisfied with the time they had to wait for an appointment	0	0	N/A	89.5%	89.4%	88.3%

* This is based on patients treated on this contract for their most recent course of treatment. Figures in italics indicate the base number of FP17s or Patient Questionnaire responses are less than 100. N/A is shown where the base number of responses is less than 10 during the period. % is calculated as Quantity/Base number*100

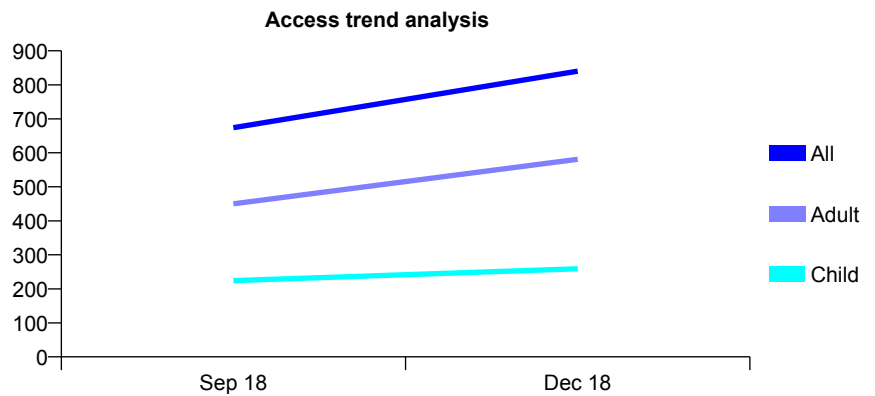
Q50 - Vital Signs At a Glance Contract Report for 100803/0000 - December 2018

Name or company name	The Dental Design Studio
Contract type name	GDS Contract
Purpose of contract	General
Contract start date	01/07/2018
Contract end date	31/03/2021

18/19 Contracted general activity (UDA)	1,629
Carry forward general activity (UDA)	0
18/19 Contracted orthodontic activity (UOA)	0
Carry forward orthodontic activity (UOA)	0
Baseline contract value	£46,100.70

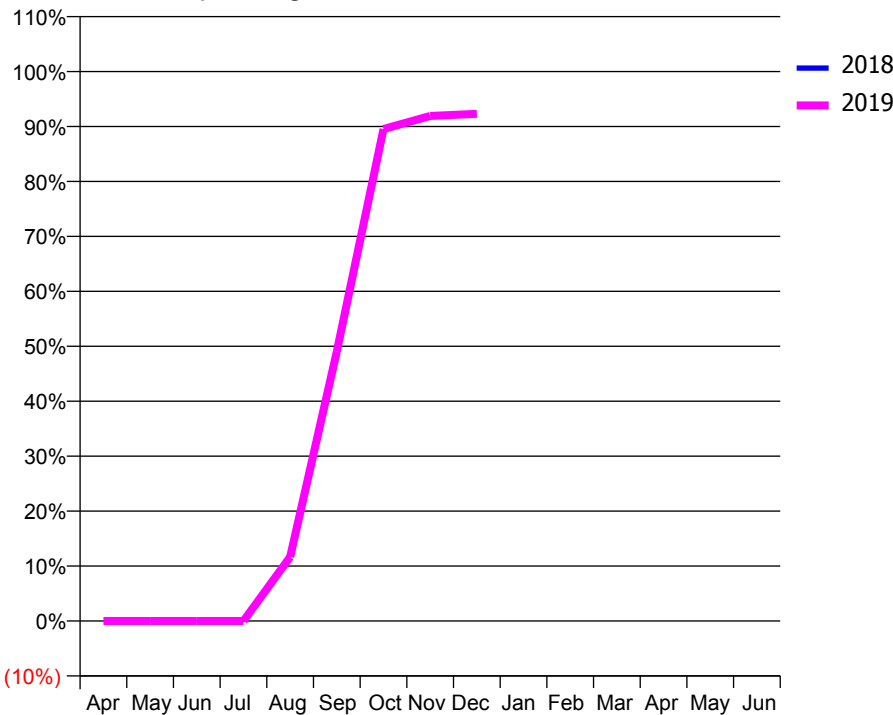
ACCESS*

Patients seen in 24 months	Total	Change since previous quarter
Quarter ending December 2017	0	
Quarter ending March 2018	0	
Quarter ending June 2018	0	
Quarter ending September 2018	674	↑
Quarter ending December 2018	840	↑
Variance since December 2017	N/A	



ACTIVITY

Cumulative percentage of contracted UDA delivered 2018 & 2019



Month	Adjusted Scheduled Activity (UDA)	
	2018	2019
April	0	0
May	0	0
June	0	0
July	0	0
August	0	190
September	0	799
October	0	1,458
November	0	1,497
December	0	1,503
January	0	
February	0	
March	0	
April	0	
May	0	
June	0	

QUALITY

	Quantity	Base Number	Contract	AT	Region	England
% of FP17s for the same patient ID Re-attending within 3 months - Children	3	291	1.0%	9.5%	12.3%	11.8%
% of FP17s for the same patient ID Re-attending within 3 months - Adults	25	682	3.7%	12.8%	15.8%	15.6%
% of FP17s for the same patient ID Re-attending between 3 & 9 months - Children	0	291	0.0%	62.9%	60.1%	58.8%
% of FP17s for the same patient ID Re-attending between 3 & 9 months - Adults	0	682	0.0%	54.6%	53.3%	51.0%
% of FP17s for Band 1 Urgent Courses	72	973	7.4%	7.5%	9.0%	9.0%
% of FP17s Relating to Free Repair or Replacements	6	973	0.6%	0.9%	1.0%	0.8%
% of FP17s Relating to Continuations	13	973	1.3%	0.9%	1.0%	0.9%
% of Patients satisfied with the dentistry they have received	0	0	N/A	93.6%	93.8%	93.2%
% of Patients satisfied with the time they had to wait for an appointment	0	0	N/A	89.5%	89.4%	88.3%

* This is based on patients treated on this contract for their most recent course of treatment. Figures in italics indicate the base number of FP17s or Patient Questionnaire responses are less than 100. N/A is shown where the base number of responses is less than 10 during the period. % is calculated as Quantity/Base number*100

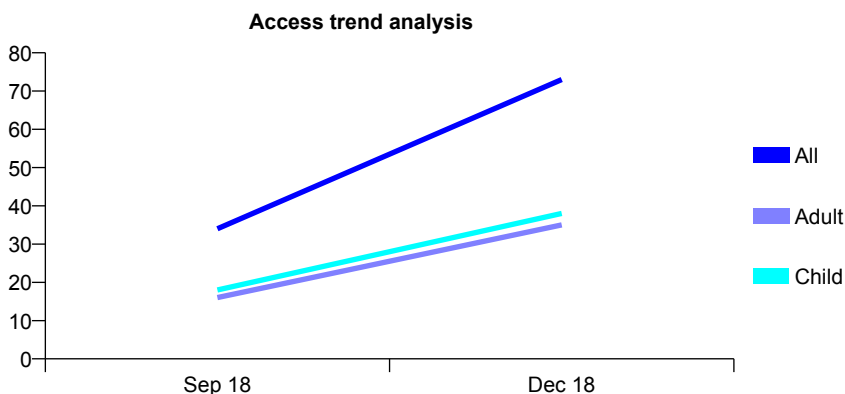
Q50 - Vital Signs At a Glance Contract Report for 100805/0000 - December 2018

Name or company name	Yorkshire Dental Practice
Contract type name	GDS Contract
Purpose of contract	General
Contract start date	01/07/2018
Contract end date	31/03/2021

18/19 Contracted general activity (UDA)	242
Carry forward general activity (UDA)	0
18/19 Contracted orthodontic activity (UOA)	0
Carry forward orthodontic activity (UOA)	0
Baseline contract value	£6,848.60

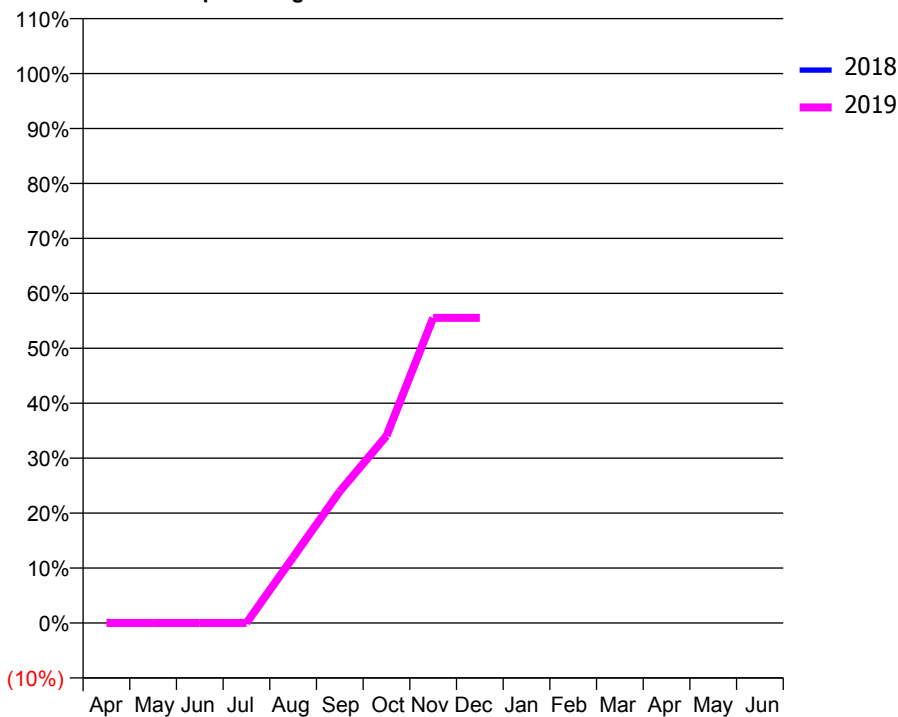
ACCESS*

Patients seen in 24 months	Total	Change since previous quarter
Quarter ending December 2017	0	
Quarter ending March 2018	0	
Quarter ending June 2018	0	
Quarter ending September 2018	34	↑
Quarter ending December 2018	73	↑
Variance since December 2017	N/A	



ACTIVITY

Cumulative percentage of contracted UDA delivered 2018 & 2019



Month	Adjusted Scheduled Activity (UDA)	
	2018	2019
April	0	0
May	0	0
June	0	0
July	0	0
August	0	29
September	0	58
October	0	82
November	0	134
December	0	134
January	0	
February	0	
March	0	
April	0	
May	0	
June	0	

QUALITY

	Quantity	Base Number	Contract	AT	Region	England
% of FP17s for the same patient ID Re-attending within 3 months - Children	0	34	0.0%	9.5%	12.3%	11.8%
% of FP17s for the same patient ID Re-attending within 3 months - Adults	0	26	0.0%	12.8%	15.8%	15.6%
% of FP17s for the same patient ID Re-attending between 3 & 9 months - Children	0	34	0.0%	62.9%	60.1%	58.8%
% of FP17s for the same patient ID Re-attending between 3 & 9 months - Adults	0	26	0.0%	54.6%	53.3%	51.0%
% of FP17s for Band 1 Urgent Courses	7	60	11.7%	7.5%	9.0%	9.0%
% of FP17s Relating to Free Repair or Replacements	0	60	0.0%	0.9%	1.0%	0.8%
% of FP17s Relating to Continuations	0	60	0.0%	0.9%	1.0%	0.9%
% of Patients satisfied with the dentistry they have received	0	0	N/A	93.6%	93.8%	93.2%
% of Patients satisfied with the time they had to wait for an appointment	0	0	N/A	89.5%	89.4%	88.3%

* This is based on patients treated on this contract for their most recent course of treatment. Figures in italics indicate the base number of FP17s or Patient Questionnaire responses are less than 100. N/A is shown where the base number of responses is less than 10 during the period. % is calculated as Quantity/Base number*100

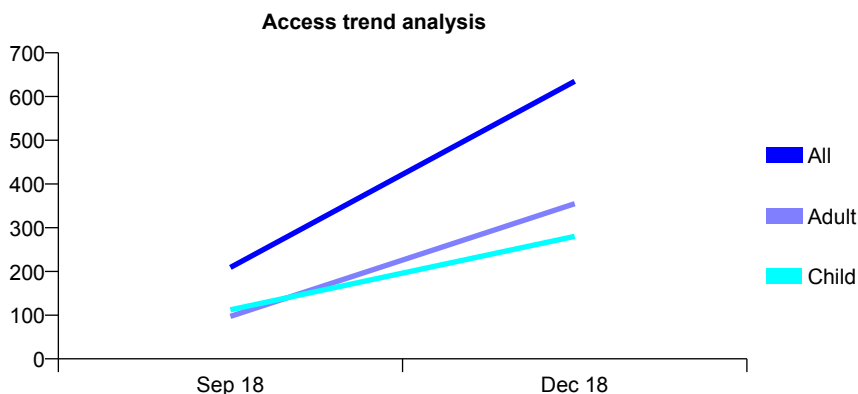
Q50 - Vital Signs At a Glance Contract Report for 100806/0000 - December 2018

Name or company name	Scunthorpe Health Club Limited
Contract type name	GDS Contract
Purpose of contract	General
Contract start date	01/07/2018
Contract end date	31/03/2021

18/19 Contracted general activity (UDA)	3,000
Carry forward general activity (UDA)	0
18/19 Contracted orthodontic activity (UOA)	0
Carry forward orthodontic activity (UOA)	0
Baseline contract value	£84,900.00

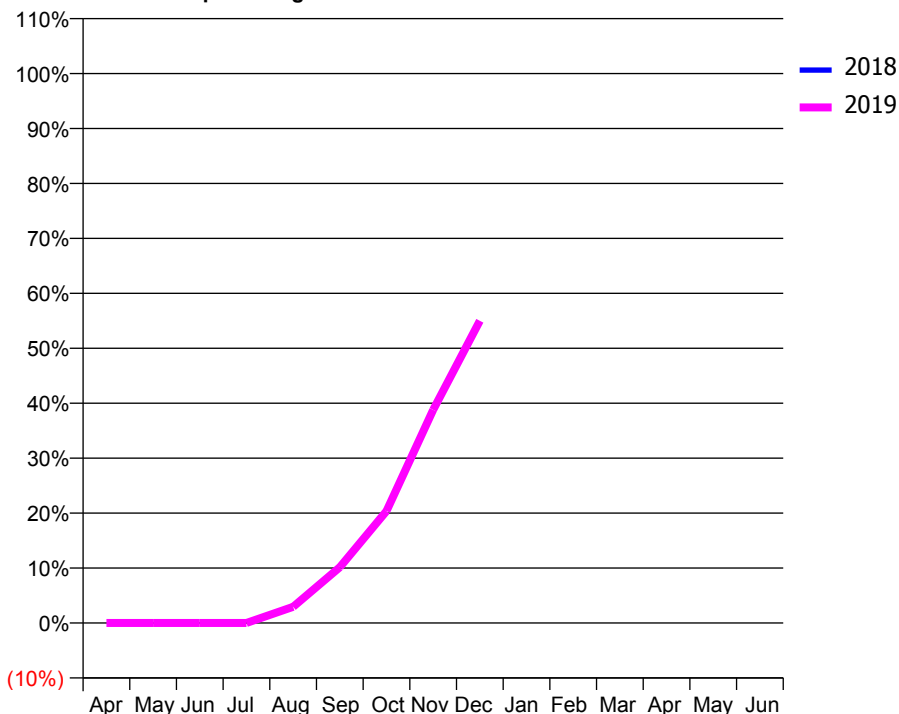
ACCESS*

Patients seen in 24 months	Total	Change since previous quarter
Quarter ending December 2017	0	
Quarter ending March 2018	0	
Quarter ending June 2018	0	
Quarter ending September 2018	209	↑
Quarter ending December 2018	635	↑
Variance since December 2017	N/A	



ACTIVITY

Cumulative percentage of contracted UDA delivered 2018 & 2019



Month	Adjusted Scheduled Activity (UDA)	
	2018	2019
April	0	0
May	0	0
June	0	0
July	0	0
August	0	88
September	0	305
October	0	611
November	0	1,164
December	0	1,650
January	0	
February	0	
March	0	
April	0	
May	0	
June	0	

QUALITY

	Quantity	Base Number	Contract	AT	Region	England
% of FP17s for the same patient ID Re-attending within 3 months - Children	1	284	0.4%	9.5%	12.3%	11.8%
% of FP17s for the same patient ID Re-attending within 3 months - Adults	11	360	3.1%	12.8%	15.8%	15.6%
% of FP17s for the same patient ID Re-attending between 3 & 9 months - Children	1	284	0.4%	62.9%	60.1%	58.8%
% of FP17s for the same patient ID Re-attending between 3 & 9 months - Adults	1	360	0.3%	54.6%	53.3%	51.0%
% of FP17s for Band 1 Urgent Courses	56	644	8.7%	7.5%	9.0%	9.0%
% of FP17s Relating to Free Repair or Replacements	0	644	0.0%	0.9%	1.0%	0.8%
% of FP17s Relating to Continuations	2	644	0.3%	0.9%	1.0%	0.9%
% of Patients satisfied with the dentistry they have received	0	0	N/A	93.6%	93.8%	93.2%
% of Patients satisfied with the time they had to wait for an appointment	0	0	N/A	89.5%	89.4%	88.3%

* This is based on patients treated on this contract for their most recent course of treatment. Figures in italics indicate the base number of FP17s or Patient Questionnaire responses are less than 100. N/A is shown where the base number of responses is less than 10 during the period. % is calculated as Quantity/Base number*100

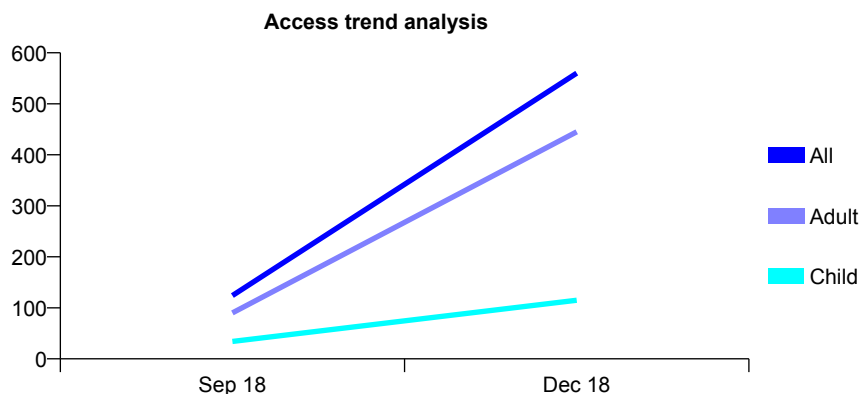
Q50 - Vital Signs At a Glance Contract Report for 100807/0000 - December 2018

Name or company name	MR A BAGGA
Contract type name	GDS Contract
Purpose of contract	General
Contract start date	01/09/2018
Contract end date	31/03/2021

18/19 Contracted general activity (UDA)	3,220
Carry forward general activity (UDA)	0
18/19 Contracted orthodontic activity (UOA)	0
Carry forward orthodontic activity (UOA)	0
Baseline contract value	£91,126.00

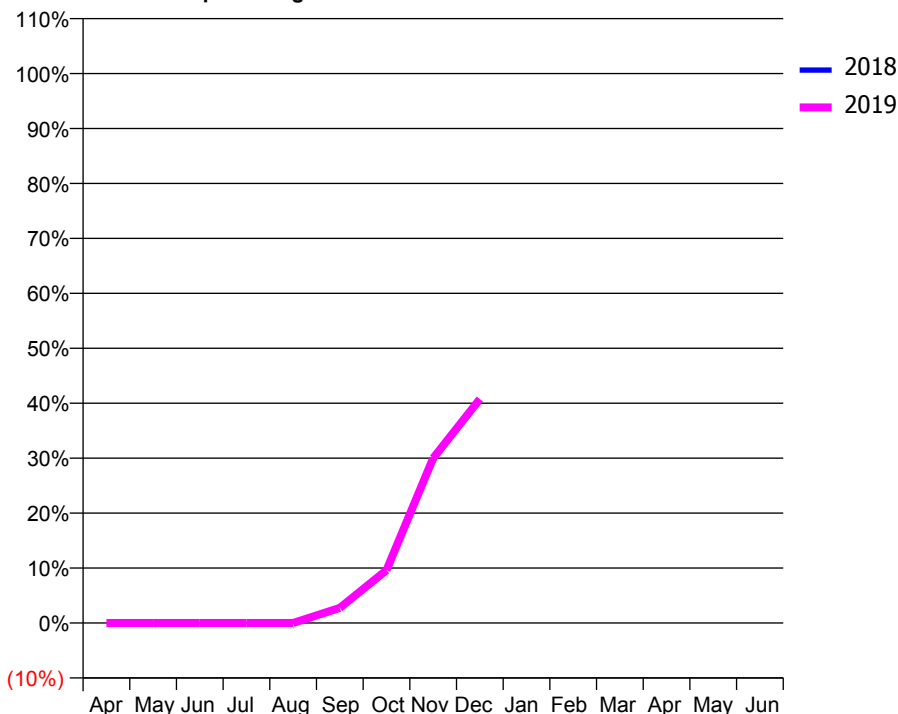
ACCESS*

Patients seen in 24 months	Total	Change since previous quarter
Quarter ending December 2017	0	
Quarter ending March 2018	0	
Quarter ending June 2018	0	
Quarter ending September 2018	124	↑
Quarter ending December 2018	560	↑
Variance since December 2017	N/A	



ACTIVITY

Cumulative percentage of contracted UDA delivered 2018 & 2019



Month	Adjusted Scheduled Activity (UDA)	
	2018	2019
April	0	0
May	0	0
June	0	0
July	0	0
August	0	0
September	0	89
October	0	310
November	0	966
December	0	1,312
January	0	
February	0	
March	0	
April	0	
May	0	
June	0	

QUALITY

	Quantity	Base Number	Contract	AT	Region	England
% of FP17s for the same patient ID Re-attending within 3 months - Children	1	109	0.9%	9.5%	12.3%	11.8%
% of FP17s for the same patient ID Re-attending within 3 months - Adults	11	416	2.6%	12.8%	15.8%	15.6%
% of FP17s for the same patient ID Re-attending between 3 & 9 months - Children	0	109	0.0%	62.9%	60.1%	58.8%
% of FP17s for the same patient ID Re-attending between 3 & 9 months - Adults	0	416	0.0%	54.6%	53.3%	51.0%
% of FP17s for Band 1 Urgent Courses	16	525	3.0%	7.5%	9.0%	9.0%
% of FP17s Relating to Free Repair or Replacements	2	525	0.4%	0.9%	1.0%	0.8%
% of FP17s Relating to Continuations	4	525	0.8%	0.9%	1.0%	0.9%
% of Patients satisfied with the dentistry they have received	0	0	N/A	93.6%	93.8%	93.2%
% of Patients satisfied with the time they had to wait for an appointment	0	0	N/A	89.5%	89.4%	88.3%

* This is based on patients treated on this contract for their most recent course of treatment. Figures in italics indicate the base number of FP17s or Patient Questionnaire responses are less than 100. N/A is shown where the base number of responses is less than 10 during the period. % is calculated as Quantity/Base number*100

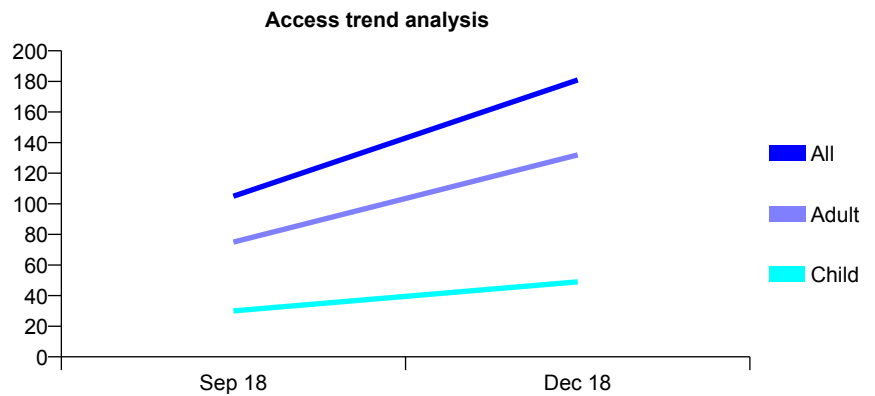
Q50 - Vital Signs At a Glance Contract Report for 100808/0000 - December 2018

Name or company name	Exchange Street Practice Ltd
Contract type name	GDS Contract
Purpose of contract	General
Contract start date	01/07/2018
Contract end date	31/03/2021

18/19 Contracted general activity (UDA)	1,200
Carry forward general activity (UDA)	0
18/19 Contracted orthodontic activity (UOA)	0
Carry forward orthodontic activity (UOA)	0
Baseline contract value	£33,960.00

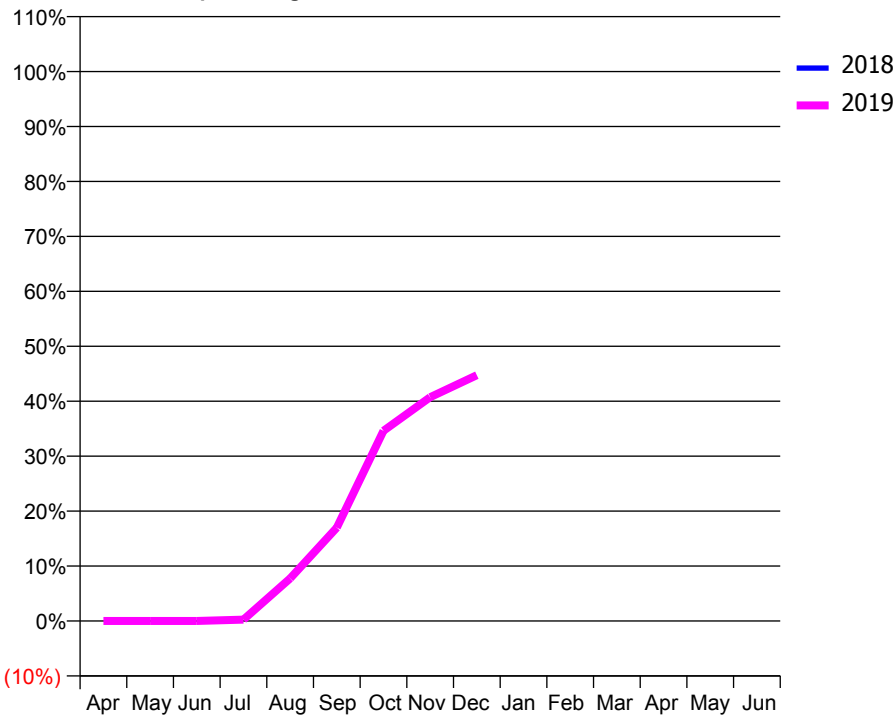
ACCESS*

Patients seen in 24 months	Total	Change since previous quarter
Quarter ending December 2017	0	
Quarter ending March 2018	0	
Quarter ending June 2018	0	
Quarter ending September 2018	105	↑
Quarter ending December 2018	181	↑
Variance since December 2017	N/A	



ACTIVITY

Cumulative percentage of contracted UDA delivered 2018 & 2019



Month	Adjusted Scheduled Activity (UDA)	
	2018	2019
April	0	0
May	0	0
June	0	0
July	0	3
August	0	93
September	0	204
October	0	415
November	0	489
December	0	537
January	0	
February	0	
March	0	
April	0	
May	0	
June	0	

QUALITY

	Quantity	Base Number	Contract	AT	Region	England
% of FP17s for the same patient ID Re-attending within 3 months - Children	0	53	0.0%	9.5%	12.3%	11.8%
% of FP17s for the same patient ID Re-attending within 3 months - Adults	1	148	0.7%	12.8%	15.8%	15.6%
% of FP17s for the same patient ID Re-attending between 3 & 9 months - Children	0	53	0.0%	62.9%	60.1%	58.8%
% of FP17s for the same patient ID Re-attending between 3 & 9 months - Adults	0	148	0.0%	54.6%	53.3%	51.0%
% of FP17s for Band 1 Urgent Courses	19	201	9.5%	7.5%	9.0%	9.0%
% of FP17s Relating to Free Repair or Replacements	0	201	0.0%	0.9%	1.0%	0.8%
% of FP17s Relating to Continuations	0	201	0.0%	0.9%	1.0%	0.9%
% of Patients satisfied with the dentistry they have received	1	1	N/A	93.6%	93.8%	93.2%
% of Patients satisfied with the time they had to wait for an appointment	1	1	N/A	89.5%	89.4%	88.3%

* This is based on patients treated on this contract for their most recent course of treatment. Figures in italics indicate the base number of FP17s or Patient Questionnaire responses are less than 100. N/A is shown where the base number of responses is less than 10 during the period. % is calculated as Quantity/Base number*100

Q50 - Vital Signs At a Glance Contract Report for 100809/0000 - December 2018


Name or company name	Barton Dental Care Limited
Contract type name	GDS Contract
Purpose of contract	General
Contract start date	01/10/2018
Contract end date	31/03/2021

18/19 Contracted general activity (UDA)	688
Carry forward general activity (UDA)	0
18/19 Contracted orthodontic activity (UOA)	0
Carry forward orthodontic activity (UOA)	0
Baseline contract value	£19,470.40

ACCESS*

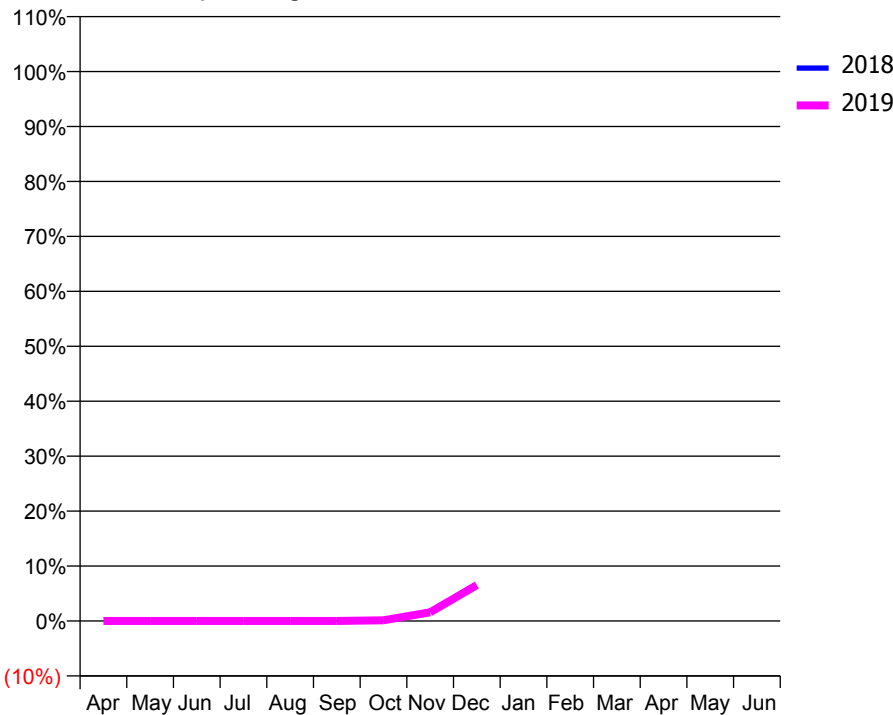
Patients seen in 24 months	Total	Change since previous quarter
Quarter ending December 2017	0	
Quarter ending March 2018	0	
Quarter ending June 2018	0	
Quarter ending September 2018	0	
Quarter ending December 2018	33	↑
Variance since December 2017	N/A	

Access trend analysis



ACTIVITY

Cumulative percentage of contracted UDA delivered 2018 & 2019



Month	Adjusted Scheduled Activity (UDA)	
	2018	2019
April	0	0
May	0	0
June	0	0
July	0	0
August	0	0
September	0	0
October	0	1
November	0	11
December	0	45
January	0	0
February	0	0
March	0	0
April	0	0
May	0	0
June	0	0

QUALITY

	Quantity	Base Number	Contract	AT	Region	England
% of FP17s for the same patient ID Re-attending within 3 months - Children	0	9	0.0%	9.5%	12.3%	11.8%
% of FP17s for the same patient ID Re-attending within 3 months - Adults	0	16	0.0%	12.8%	15.8%	15.6%
% of FP17s for the same patient ID Re-attending between 3 & 9 months - Children	0	9	0.0%	62.9%	60.1%	58.8%
% of FP17s for the same patient ID Re-attending between 3 & 9 months - Adults	0	16	0.0%	54.6%	53.3%	51.0%
% of FP17s for Band 1 Urgent Courses	0	25	0.0%	7.5%	9.0%	9.0%
% of FP17s Relating to Free Repair or Replacements	0	25	0.0%	0.9%	1.0%	0.8%
% of FP17s Relating to Continuations	0	25	0.0%	0.9%	1.0%	0.9%
% of Patients satisfied with the dentistry they have received	0	0	N/A	93.6%	93.8%	93.2%
% of Patients satisfied with the time they had to wait for an appointment	0	0	N/A	89.5%	89.4%	88.3%

* This is based on patients treated on this contract for their most recent course of treatment. Figures in italics indicate the base number of FP17s or Patient Questionnaire responses are less than 100. N/A is shown where the base number of responses is less than 10 during the period. % is calculated as Quantity/Base number*100

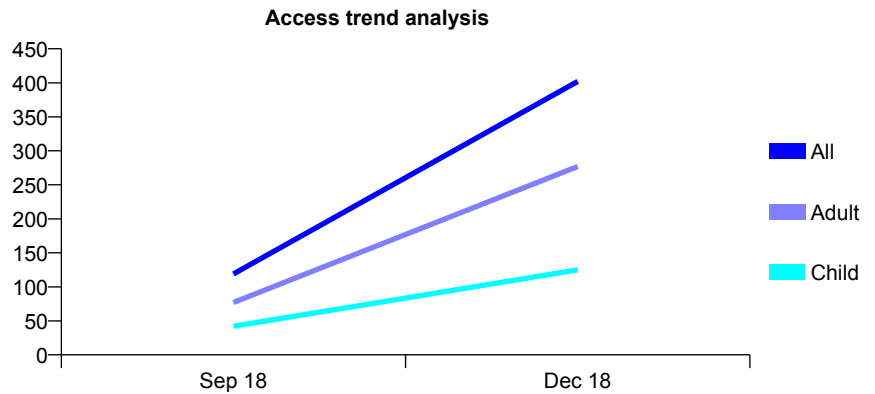
Q50 - Vital Signs At a Glance Contract Report for 100848/0000 - December 2018

Name or company name	Falsgrave Dental Surgery
Contract type name	GDS Contract
Purpose of contract	General
Contract start date	01/08/2018
Contract end date	31/03/2019

18/19 Contracted general activity (UDA)	1,250
Carry forward general activity (UDA)	0
18/19 Contracted orthodontic activity (UOA)	0
Carry forward orthodontic activity (UOA)	0
Baseline contract value	£35,375.00

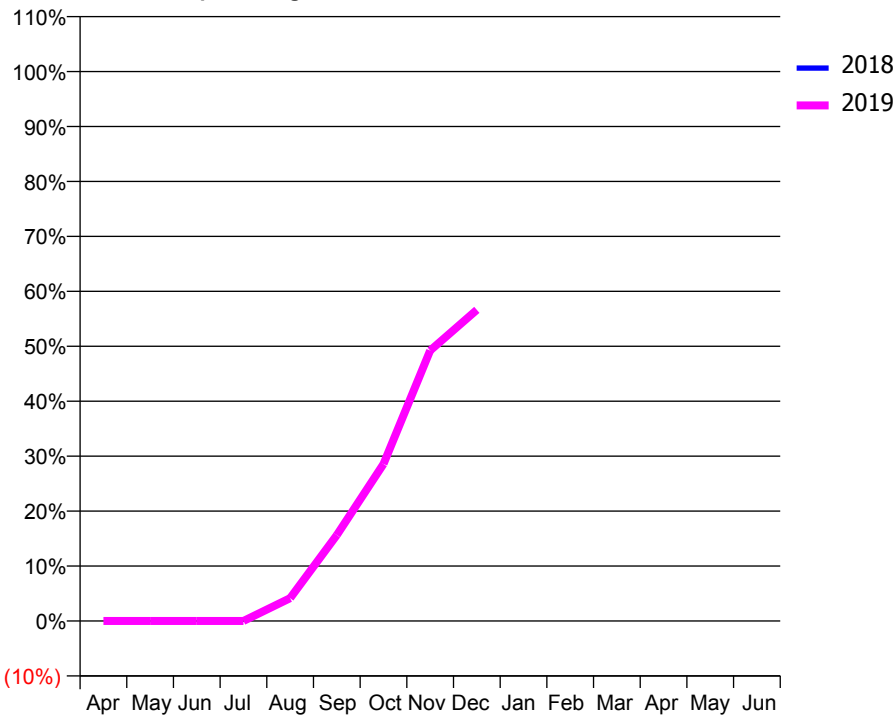
ACCESS*

Patients seen in 24 months	Total	Change since previous quarter
Quarter ending December 2017	0	
Quarter ending March 2018	0	
Quarter ending June 2018	0	
Quarter ending September 2018	119	↑
Quarter ending December 2018	402	↑
Variance since December 2017	N/A	



ACTIVITY

Cumulative percentage of contracted UDA delivered 2018 & 2019



Month	Adjusted Scheduled Activity (UDA)	
	2018	2019
April	0	0
May	0	0
June	0	0
July	0	0
August	0	52
September	0	195
October	0	357
November	0	615
December	0	708
January	0	
February	0	
March	0	
April	0	
May	0	
June	0	

QUALITY

	Quantity	Base Number	Contract	AT	Region	England
% of FP17s for the same patient ID Re-attending within 3 months - Children	0	130	0.0%	9.5%	12.3%	11.8%
% of FP17s for the same patient ID Re-attending within 3 months - Adults	4	310	1.3%	12.8%	15.8%	15.6%
% of FP17s for the same patient ID Re-attending between 3 & 9 months - Children	1	130	0.8%	62.9%	60.1%	58.8%
% of FP17s for the same patient ID Re-attending between 3 & 9 months - Adults	1	310	0.3%	54.6%	53.3%	51.0%
% of FP17s for Band 1 Urgent Courses	64	440	14.5%	7.5%	9.0%	9.0%
% of FP17s Relating to Free Repair or Replacements	0	440	0.0%	0.9%	1.0%	0.8%
% of FP17s Relating to Continuations	0	440	0.0%	0.9%	1.0%	0.9%
% of Patients satisfied with the dentistry they have received	1	1	N/A	93.6%	93.8%	93.2%
% of Patients satisfied with the time they had to wait for an appointment	1	1	N/A	89.5%	89.4%	88.3%

* This is based on patients treated on this contract for their most recent course of treatment. Figures in italics indicate the base number of FP17s or Patient Questionnaire responses are less than 100. N/A is shown where the base number of responses is less than 10 during the period. % is calculated as Quantity/Base number*100

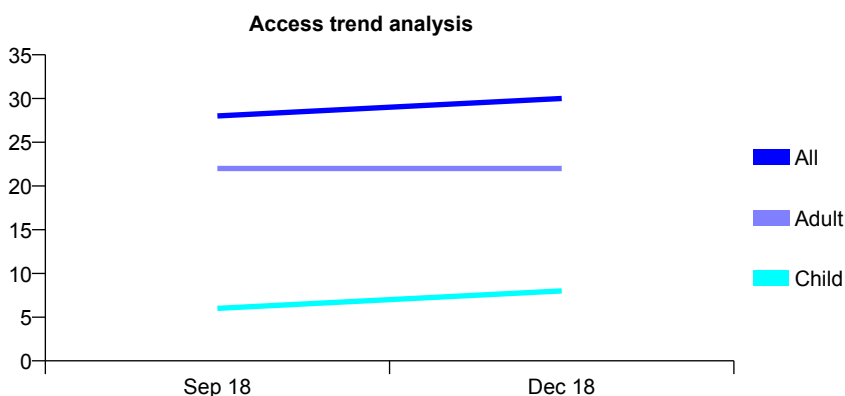
Q50 - Vital Signs At a Glance Contract Report for 100849/0000 - December 2018

Name or company name	MISS C DURNING
Contract type name	GDS Contract
Purpose of contract	General
Contract start date	01/08/2018
Contract end date	31/03/2019

18/19 Contracted general activity (UDA)	1,250
Carry forward general activity (UDA)	0
18/19 Contracted orthodontic activity (UOA)	0
Carry forward orthodontic activity (UOA)	0
Baseline contract value	£35,375.00

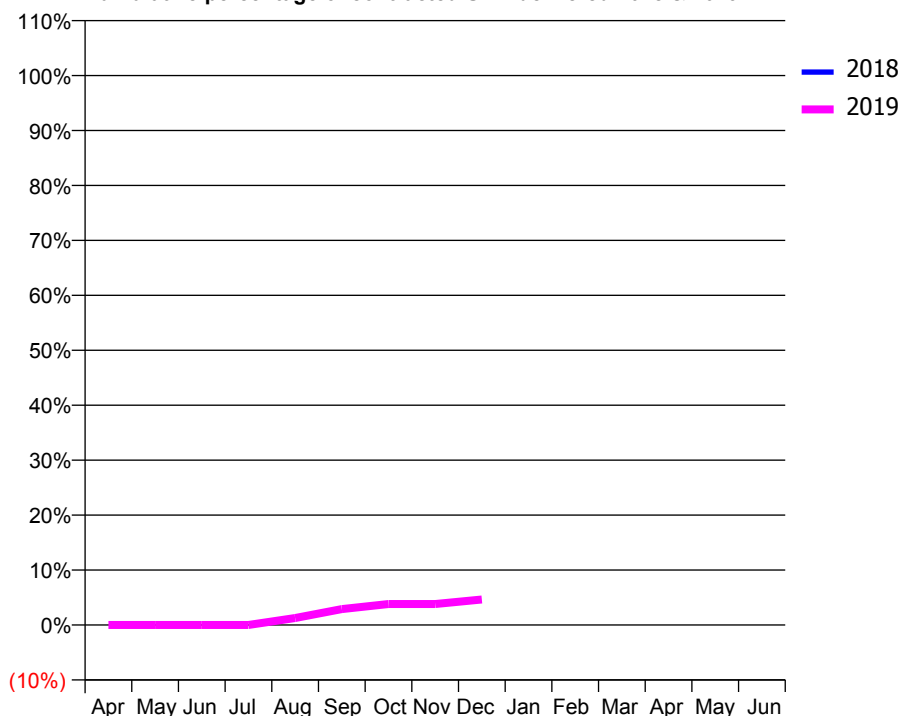
ACCESS*

Patients seen in 24 months	Total	Change since previous quarter
Quarter ending December 2017	0	
Quarter ending March 2018	0	
Quarter ending June 2018	0	
Quarter ending September 2018	28	↑
Quarter ending December 2018	30	↑
Variance since December 2017	N/A	



ACTIVITY

Cumulative percentage of contracted UDA delivered 2018 & 2019



Month	Adjusted Scheduled Activity (UDA)	
	2018	2019
April	0	0
May	0	0
June	0	0
July	0	0
August	0	16
September	0	36
October	0	48
November	0	48
December	0	58
January	0	
February	0	
March	0	
April	0	
May	0	
June	0	

QUALITY

	Quantity	Base Number	Contract	AT	Region	England
% of FP17s for the same patient ID Re-attending within 3 months - Children	1	10	10.0%	9.5%	12.3%	11.8%
% of FP17s for the same patient ID Re-attending within 3 months - Adults	0	28	0.0%	12.8%	15.8%	15.6%
% of FP17s for the same patient ID Re-attending between 3 & 9 months - Children	0	10	0.0%	62.9%	60.1%	58.8%
% of FP17s for the same patient ID Re-attending between 3 & 9 months - Adults	0	28	0.0%	54.6%	53.3%	51.0%
% of FP17s for Band 1 Urgent Courses	10	38	26.3%	7.5%	9.0%	9.0%
% of FP17s Relating to Free Repair or Replacements	0	38	0.0%	0.9%	1.0%	0.8%
% of FP17s Relating to Continuations	0	38	0.0%	0.9%	1.0%	0.9%
% of Patients satisfied with the dentistry they have received	0	0	N/A	93.6%	93.8%	93.2%
% of Patients satisfied with the time they had to wait for an appointment	0	0	N/A	89.5%	89.4%	88.3%

* This is based on patients treated on this contract for their most recent course of treatment. Figures in italics indicate the base number of FP17s or Patient Questionnaire responses are less than 100. N/A is shown where the base number of responses is less than 10 during the period. % is calculated as Quantity/Base number*100

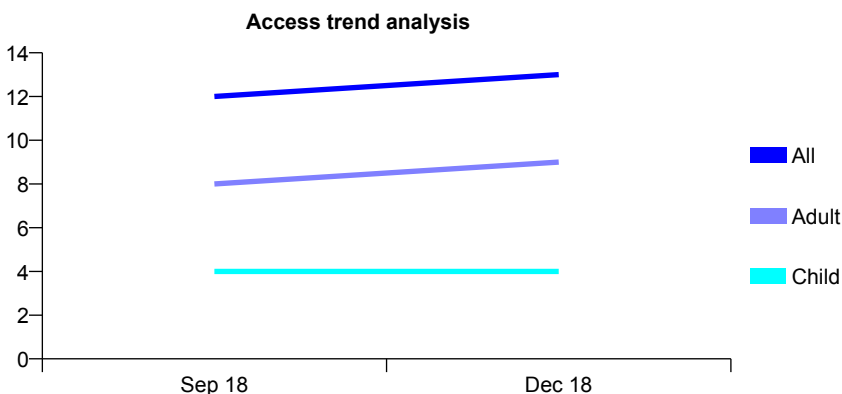
Q50 - Vital Signs At a Glance Contract Report for 100850/0000 - December 2018

Name or company name	Dental Design Studio
Contract type name	GDS Contract
Purpose of contract	General
Contract start date	01/08/2018
Contract end date	31/03/2019

18/19 Contracted general activity (UDA)	1,250
Carry forward general activity (UDA)	0
18/19 Contracted orthodontic activity (UOA)	0
Carry forward orthodontic activity (UOA)	0
Baseline contract value	£35,375.00

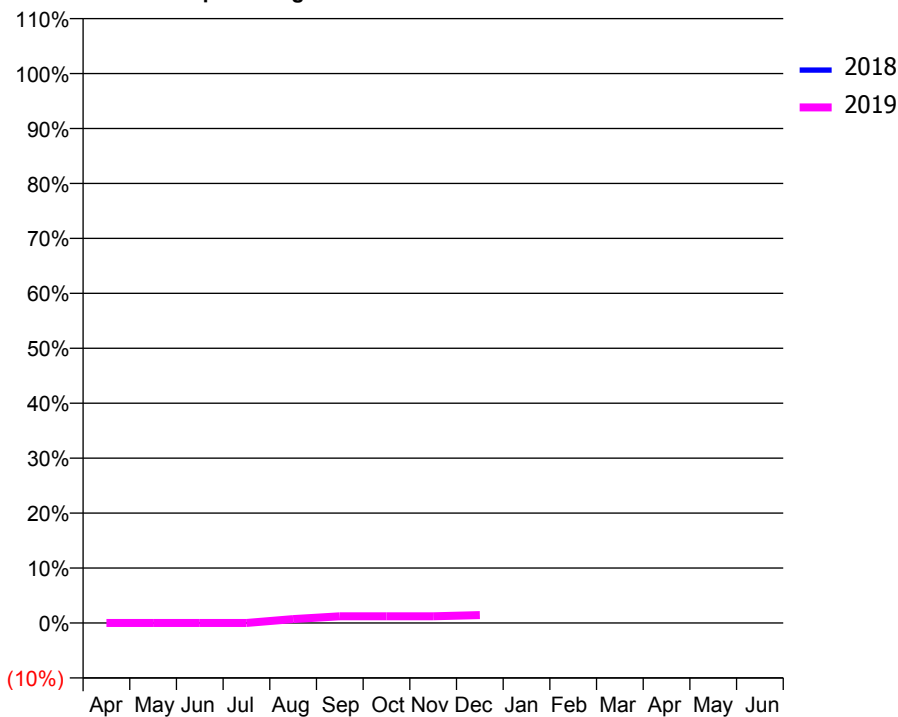
ACCESS*

Patients seen in 24 months	Total	Change since previous quarter
Quarter ending December 2017	0	
Quarter ending March 2018	0	
Quarter ending June 2018	0	
Quarter ending September 2018	12	↑
Quarter ending December 2018	13	↑
Variance since December 2017	N/A	



ACTIVITY

Cumulative percentage of contracted UDA delivered 2018 & 2019



Adjusted Scheduled Activity (UDA)

Month	2018	2019
April	0	0
May	0	0
June	0	0
July	0	0
August	0	9
September	0	15
October	0	15
November	0	15
December	0	18
January	0	
February	0	
March	0	
April	0	
May	0	
June	0	

QUALITY

	Quantity	Base Number	Contract	AT	Region	England
% of FP17s for the same patient ID Re-attending within 3 months - Children	0	4	0.0%	9.5%	12.3%	11.8%
% of FP17s for the same patient ID Re-attending within 3 months - Adults	0	10	0.0%	12.8%	15.8%	15.6%
% of FP17s for the same patient ID Re-attending between 3 & 9 months - Children	0	4	0.0%	62.9%	60.1%	58.8%
% of FP17s for the same patient ID Re-attending between 3 & 9 months - Adults	0	10	0.0%	54.6%	53.3%	51.0%
% of FP17s for Band 1 Urgent Courses	1	14	7.1%	7.5%	9.0%	9.0%
% of FP17s Relating to Free Repair or Replacements	0	14	0.0%	0.9%	1.0%	0.8%
% of FP17s Relating to Continuations	0	14	0.0%	0.9%	1.0%	0.9%
% of Patients satisfied with the dentistry they have received	0	0	N/A	93.6%	93.8%	93.2%
% of Patients satisfied with the time they had to wait for an appointment	0	0	N/A	89.5%	89.4%	88.3%

* This is based on patients treated on this contract for their most recent course of treatment. Figures in italics indicate the base number of FP17s or Patient Questionnaire responses are less than 100. N/A is shown where the base number of responses is less than 10 during the period. % is calculated as Quantity/Base number*100

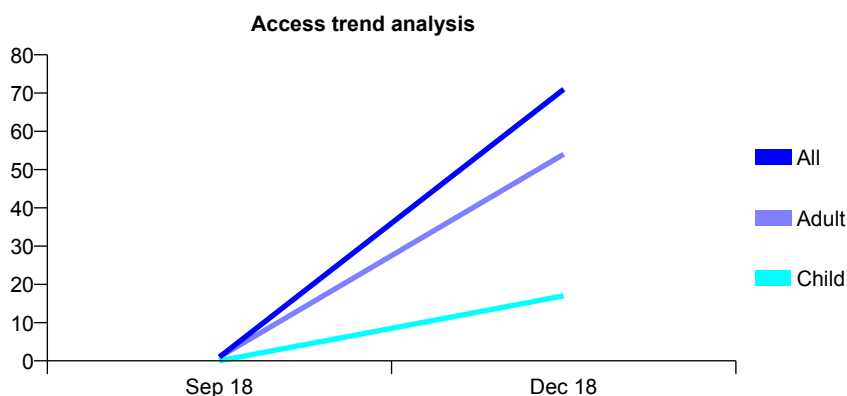
Q50 - Vital Signs At a Glance Contract Report for 100874/0000 - December 2018

Name or company name	Aishwaryam Limited
Contract type name	GDS Contract
Purpose of contract	General
Contract start date	01/09/2018
Contract end date	31/03/2019

18/19 Contracted general activity (UDA)	4,133
Carry forward general activity (UDA)	0
18/19 Contracted orthodontic activity (UOA)	0
Carry forward orthodontic activity (UOA)	0
Baseline contract value	£116,963.90

ACCESS*

Patients seen in 24 months	Total	Change since previous quarter
Quarter ending December 2017	0	
Quarter ending March 2018	0	
Quarter ending June 2018	0	
Quarter ending September 2018	1	↑
Quarter ending December 2018	71	↑
Variance since December 2017	N/A	



ACTIVITY

Cumulative percentage of contracted UDA delivered 2018 & 2019



Month	Adjusted Scheduled Activity (UDA)	
	2018	2019
April	0	0
May	0	0
June	0	0
July	0	0
August	0	0
September	0	0
October	0	8
November	0	10
December	0	10
January	0	
February	0	
March	0	
April	0	
May	0	
June	0	

QUALITY

	Quantity	Base Number	Contract	AT	Region	England
% of FP17s for the same patient ID Re-attending within 3 months - Children	0	0	N/A	9.5%	12.3%	11.8%
% of FP17s for the same patient ID Re-attending within 3 months - Adults	0	7	0.0%	12.8%	15.8%	15.6%
% of FP17s for the same patient ID Re-attending between 3 & 9 months - Children	0	0	N/A	62.9%	60.1%	58.8%
% of FP17s for the same patient ID Re-attending between 3 & 9 months - Adults	0	7	0.0%	54.6%	53.3%	51.0%
% of FP17s for Band 1 Urgent Courses	3	7	42.9%	7.5%	9.0%	9.0%
% of FP17s Relating to Free Repair or Replacements	0	7	0.0%	0.9%	1.0%	0.8%
% of FP17s Relating to Continuations	0	7	0.0%	0.9%	1.0%	0.9%
% of Patients satisfied with the dentistry they have received	0	0	N/A	93.6%	93.8%	93.2%
% of Patients satisfied with the time they had to wait for an appointment	0	0	N/A	89.5%	89.4%	88.3%

* This is based on patients treated on this contract for their most recent course of treatment. Figures in italics indicate the base number of FP17s or Patient Questionnaire responses are less than 100. N/A is shown where the base number of responses is less than 10 during the period. % is calculated as Quantity/Base number*100

Q50 - Vital Signs At a Glance Contract Report for 100914/0000 - December 2018


Name or company name	Mr Muhammad Farooq
Contract type name	GDS Contract
Purpose of contract	General
Contract start date	01/11/2018
Contract end date	31/03/2019

18/19 Contracted general activity (UDA)	1,182
Carry forward general activity (UDA)	0
18/19 Contracted orthodontic activity (UOA)	0
Carry forward orthodontic activity (UOA)	0
Baseline contract value	£33,450.60

ACCESS*

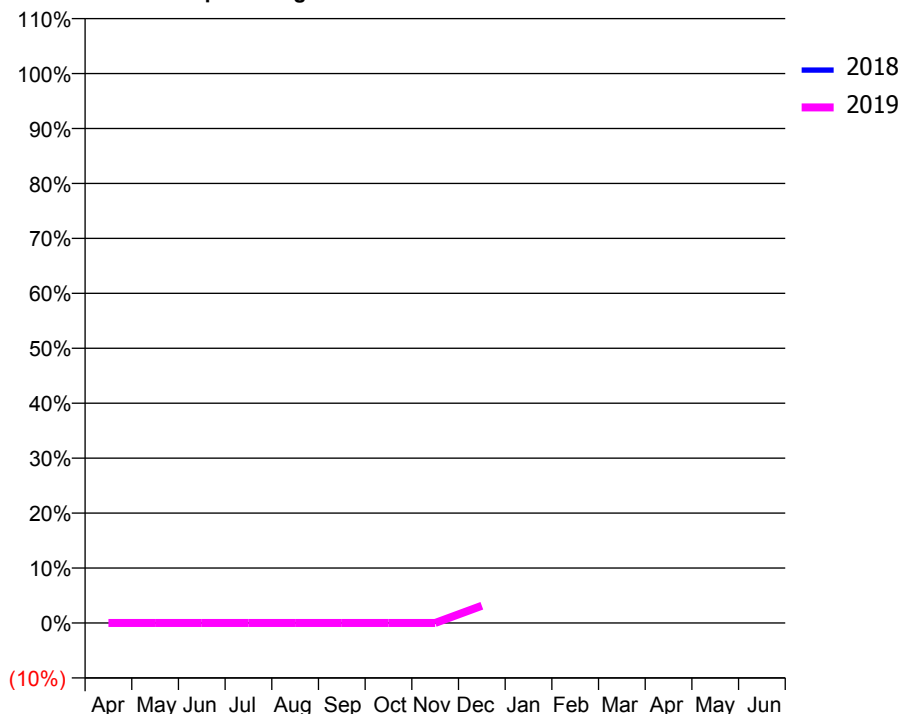
Patients seen in 24 months	Total	Change since previous quarter
Quarter ending December 2017	0	
Quarter ending March 2018	0	
Quarter ending June 2018	0	
Quarter ending September 2018	0	
Quarter ending December 2018	48	↑
Variance since December 2017	N/A	

Access trend analysis



ACTIVITY

Cumulative percentage of contracted UDA delivered 2018 & 2019



Adjusted Scheduled Activity (UDA)

Month	2018	2019
April	0	0
May	0	0
June	0	0
July	0	0
August	0	0
September	0	0
October	0	0
November	0	0
December	0	37
January	0	0
February	0	0
March	0	0
April	0	0
May	0	0
June	0	0

QUALITY

	Quantity	Base Number	Contract	AT	Region	England
% of FP17s for the same patient ID Re-attending within 3 months - Children	0	10	0.0%	9.5%	12.3%	11.8%
% of FP17s for the same patient ID Re-attending within 3 months - Adults	0	15	0.0%	12.8%	15.8%	15.6%
% of FP17s for the same patient ID Re-attending between 3 & 9 months - Children	0	10	0.0%	62.9%	60.1%	58.8%
% of FP17s for the same patient ID Re-attending between 3 & 9 months - Adults	0	15	0.0%	54.6%	53.3%	51.0%
% of FP17s for Band 1 Urgent Courses	1	25	4.0%	7.5%	9.0%	9.0%
% of FP17s Relating to Free Repair or Replacements	0	25	0.0%	0.9%	1.0%	0.8%
% of FP17s Relating to Continuations	0	25	0.0%	0.9%	1.0%	0.9%
% of Patients satisfied with the dentistry they have received	0	0	N/A	93.6%	93.8%	93.2%
% of Patients satisfied with the time they had to wait for an appointment	0	0	N/A	89.5%	89.4%	88.3%

* This is based on patients treated on this contract for their most recent course of treatment. Figures in italics indicate the base number of FP17s or Patient Questionnaire responses are less than 100. N/A is shown where the base number of responses is less than 10 during the period. % is calculated as Quantity/Base number*100

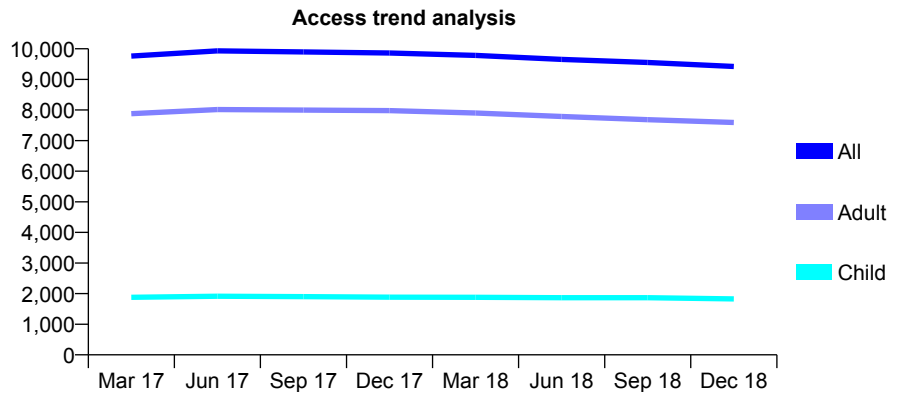
Q50 - Vital Signs At a Glance Contract Report for 101281/0039 - December 2018

Name or company name	OASIS DENTAL CARE LTD
Contract type name	GDS Contract
Purpose of contract	General
Contract start date	01/04/2006
Contract end date	

18/19 Contracted general activity (UDA)	28,313
Carry forward general activity (UDA)	0
18/19 Contracted orthodontic activity (UOA)	0
Carry forward orthodontic activity (UOA)	0
Baseline contract value	£850,487.09

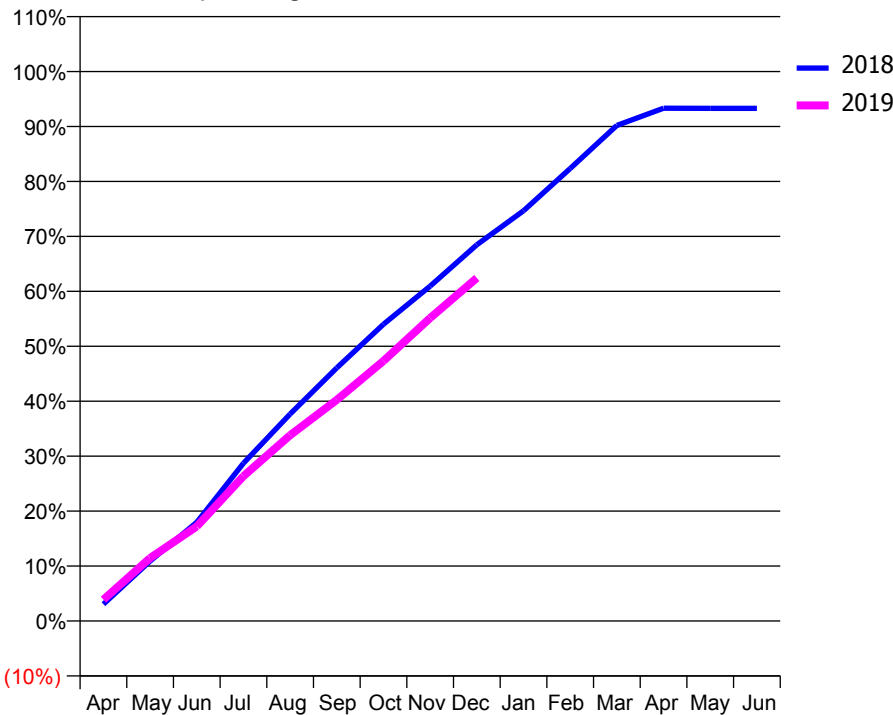
ACCESS*

Patients seen in 24 months	Total	Change since previous quarter
Quarter ending December 2017	9,863	
Quarter ending March 2018	9,783	→
Quarter ending June 2018	9,653	↓
Quarter ending September 2018	9,552	↓
Quarter ending December 2018	9,421	↓
Variance since December 2017	(4.5%)	↓



ACTIVITY

Cumulative percentage of contracted UDA delivered 2018 & 2019



Month	Adjusted Scheduled Activity (UDA)	
	2018	2019
April	866	1,102
May	3,090	3,248
June	5,087	4,877
July	8,129	7,463
August	10,666	9,575
September	13,047	11,394
October	15,291	13,404
November	17,253	15,613
December	19,387	17,674
January	21,136	
February	23,314	
March	25,535	
April	26,419	
May	26,415	
June	26,415	

QUALITY

	Quantity	Base Number	Contract	AT	Region	England
% of FP17s for the same patient ID Re-attending within 3 months - Children	125	2,042	6.1%	9.5%	12.3%	11.8%
% of FP17s for the same patient ID Re-attending within 3 months - Adults	1,252	8,902	14.1%	12.8%	15.8%	15.6%
% of FP17s for the same patient ID Re-attending between 3 & 9 months - Children	1,333	2,042	65.3%	62.9%	60.1%	58.8%
% of FP17s for the same patient ID Re-attending between 3 & 9 months - Adults	5,781	8,902	64.9%	54.6%	53.3%	51.0%
% of FP17s for Band 1 Urgent Courses	841	10,467	8.0%	7.5%	9.0%	9.0%
% of FP17s Relating to Free Repair or Replacements	54	10,467	0.5%	0.9%	1.0%	0.8%
% of FP17s Relating to Continuations	112	10,467	1.1%	0.9%	1.0%	0.9%
% of Patients satisfied with the dentistry they have received	8	8	N/A	93.6%	93.8%	93.2%
% of Patients satisfied with the time they had to wait for an appointment	8	8	N/A	89.5%	89.4%	88.3%

* This is based on patients treated on this contract for their most recent course of treatment. Figures in italics indicate the base number of FP17s or Patient Questionnaire responses are less than 100. N/A is shown where the base number of responses is less than 10 during the period. % is calculated as Quantity/Base number*100

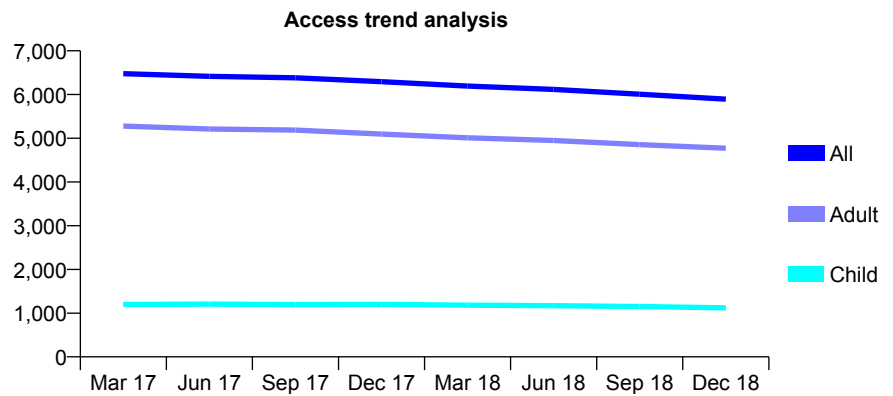
Q50 - Vital Signs At a Glance Contract Report for 101281/0089 - December 2018

Name or company name	OASIS DENTAL CARE LTD
Contract type name	GDS Contract
Purpose of contract	General
Contract start date	01/04/2006
Contract end date	

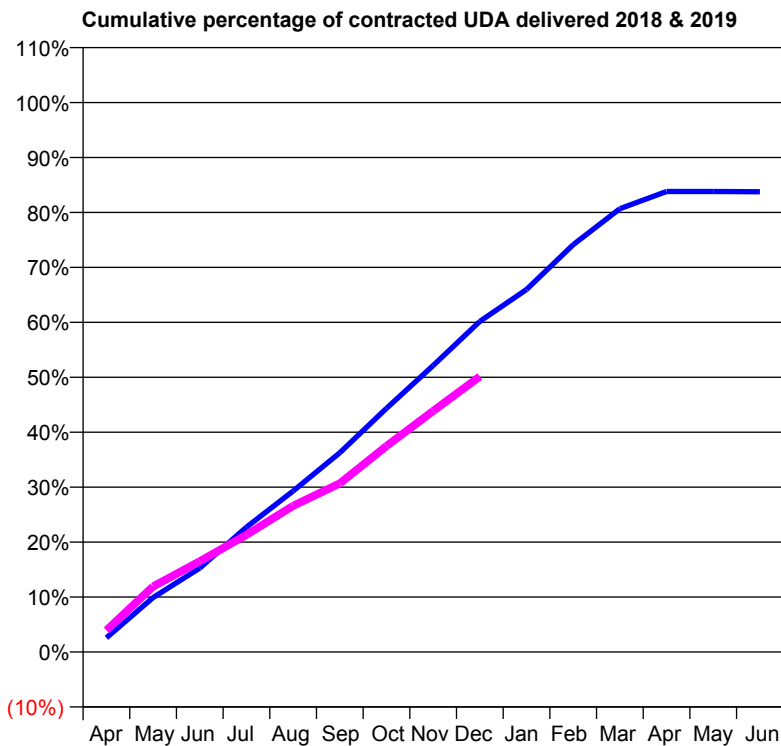
18/19 Contracted general activity (UDA)	21,438
Carry forward general activity (UDA)	0
18/19 Contracted orthodontic activity (UOA)	0
Carry forward orthodontic activity (UOA)	0
Baseline contract value	£669,352.63

ACCESS*

Patients seen in 24 months	Total	Change since previous quarter
Quarter ending December 2017	6,294	
Quarter ending March 2018	6,192	↓
Quarter ending June 2018	6,118	↓
Quarter ending September 2018	6,006	↓
Quarter ending December 2018	5,894	↓
Variance since December 2017	(6.4%)	↓



ACTIVITY



Month	Adjusted Scheduled Activity (UDA)	
	2018	2019
April	555	843
May	2,125	2,555
June	3,276	3,540
July	4,872	4,569
August	6,280	5,706
September	7,776	6,576
October	9,508	8,034
November	11,177	9,402
December	12,897	10,750
January	14,140	
February	15,888	
March	17,295	
April	17,967	
May	17,966	
June	17,954	

QUALITY

	Quantity	Base Number	Contract	AT	Region	England
% of FP17s for the same patient ID Re-attending within 3 months - Children	71	1,159	6.1%	9.5%	12.3%	11.8%
% of FP17s for the same patient ID Re-attending within 3 months - Adults	671	4,784	14.0%	12.8%	15.8%	15.6%
% of FP17s for the same patient ID Re-attending between 3 & 9 months - Children	739	1,159	63.8%	62.9%	60.1%	58.8%
% of FP17s for the same patient ID Re-attending between 3 & 9 months - Adults	2,682	4,784	56.1%	54.6%	53.3%	51.0%
% of FP17s for Band 1 Urgent Courses	317	5,660	5.6%	7.5%	9.0%	9.0%
% of FP17s Relating to Free Repair or Replacements	137	5,660	2.4%	0.9%	1.0%	0.8%
% of FP17s Relating to Continuations	168	5,660	3.0%	0.9%	1.0%	0.9%
% of Patients satisfied with the dentistry they have received	4	4	N/A	93.6%	93.8%	93.2%
% of Patients satisfied with the time they had to wait for an appointment	4	4	N/A	89.5%	89.4%	88.3%

* This is based on patients treated on this contract for their most recent course of treatment. Figures in italics indicate the base number of FP17s or Patient Questionnaire responses are less than 100. N/A is shown where the base number of responses is less than 10 during the period. % is calculated as Quantity/Base number*100

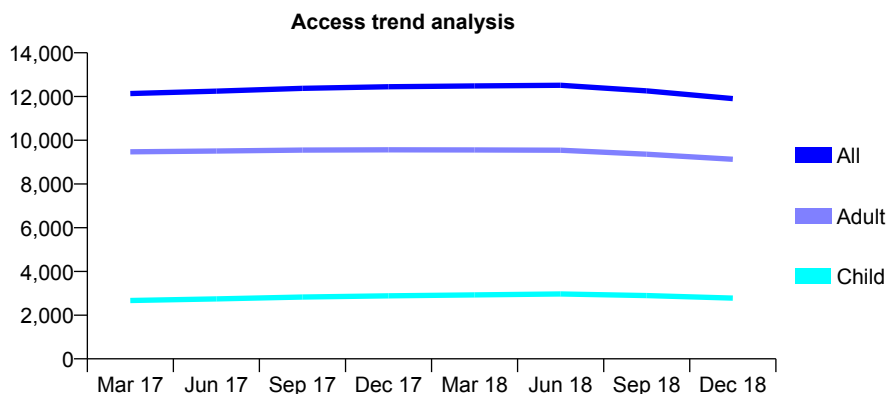
Q50 - Vital Signs At a Glance Contract Report for 101281/0096 - December 2018

Name or company name	OASIS DENTAL CARE LTD
Contract type name	GDS Contract
Purpose of contract	General
Contract start date	01/04/2006
Contract end date	

18/19 Contracted general activity (UDA)	30,555
Carry forward general activity (UDA)	-224
18/19 Contracted orthodontic activity (UOA)	0
Carry forward orthodontic activity (UOA)	0
Baseline contract value	£965,697.61

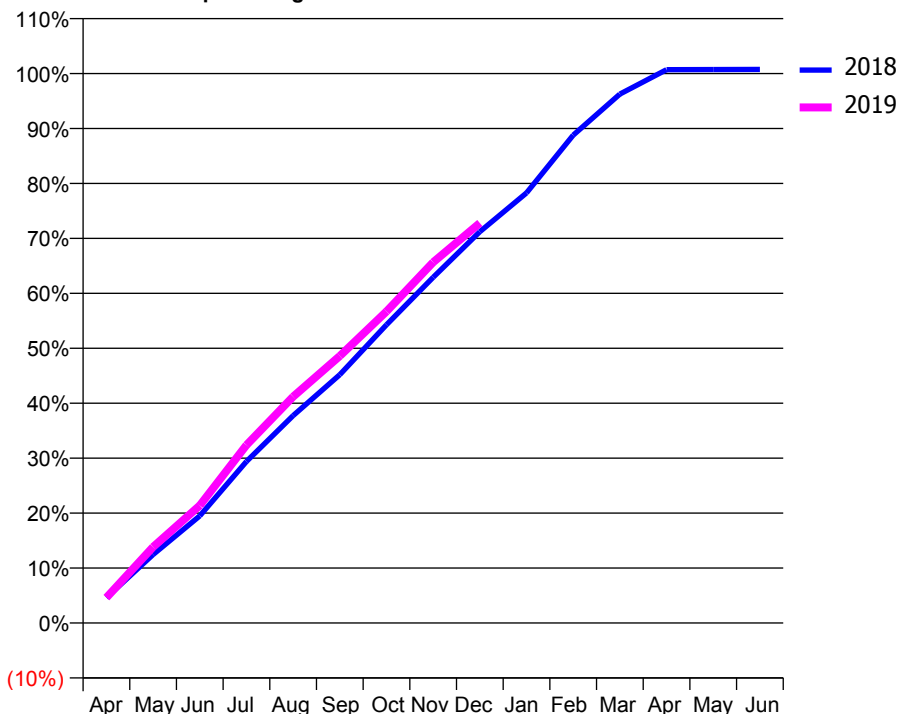
ACCESS*

Patients seen in 24 months	Total	Change since previous quarter
Quarter ending December 2017	12,445	
Quarter ending March 2018	12,482	→
Quarter ending June 2018	12,512	→
Quarter ending September 2018	12,257	↓
Quarter ending December 2018	11,905	↓
Variance since December 2017	(4.3%)	↓



ACTIVITY

Cumulative percentage of contracted UDA delivered 2018 & 2019



Month	Adjusted Scheduled Activity (UDA)	
	2018	2019
April	1,411	1,413
May	3,809	4,233
June	5,956	6,536
July	8,984	9,895
August	11,534	12,584
September	13,813	14,848
October	16,586	17,326
November	19,223	20,057
December	21,760	22,239
January	23,914	
February	27,128	
March	29,411	
April	30,766	
May	30,777	
June	30,779	

QUALITY

	Quantity	Base Number	Contract	AT	Region	England
% of FP17s for the same patient ID Re-attending within 3 months - Children	238	3,853	6.2%	9.5%	12.3%	11.8%
% of FP17s for the same patient ID Re-attending within 3 months - Adults	1,138	9,856	11.5%	12.8%	15.8%	15.6%
% of FP17s for the same patient ID Re-attending between 3 & 9 months - Children	2,839	3,853	73.7%	62.9%	60.1%	58.8%
% of FP17s for the same patient ID Re-attending between 3 & 9 months - Adults	4,149	9,856	42.1%	54.6%	53.3%	51.0%
% of FP17s for Band 1 Urgent Courses	950	12,942	7.3%	7.5%	9.0%	9.0%
% of FP17s Relating to Free Repair or Replacements	247	12,942	1.9%	0.9%	1.0%	0.8%
% of FP17s Relating to Continuations	150	12,942	1.2%	0.9%	1.0%	0.9%
% of Patients satisfied with the dentistry they have received	4	4	N/A	93.6%	93.8%	93.2%
% of Patients satisfied with the time they had to wait for an appointment	3	4	N/A	89.5%	89.4%	88.3%

* This is based on patients treated on this contract for their most recent course of treatment. Figures in italics indicate the base number of FP17s or Patient Questionnaire responses are less than 100. N/A is shown where the base number of responses is less than 10 during the period. % is calculated as Quantity/Base number*100

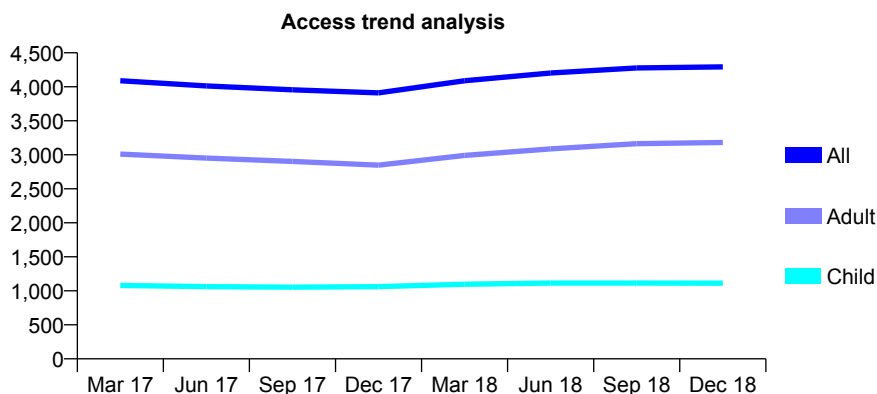
Q50 - Vital Signs At a Glance Contract Report for 101281/0104 - December 2018

Name or company name	OASIS DENTAL CARE LTD
Contract type name	GDS Contract
Purpose of contract	General
Contract start date	01/04/2006
Contract end date	

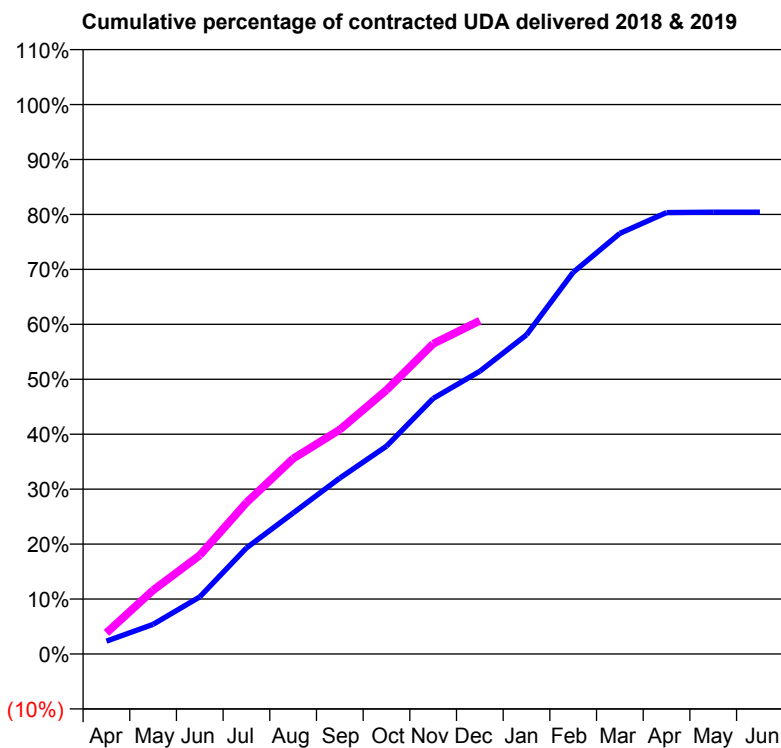
18/19 Contracted general activity (UDA)	13,717
Carry forward general activity (UDA)	0
18/19 Contracted orthodontic activity (UOA)	0
Carry forward orthodontic activity (UOA)	0
Baseline contract value	£415,548.09

ACCESS*

Patients seen in 24 months	Total	Change since previous quarter
Quarter ending December 2017	3,910	
Quarter ending March 2018	4,089	↑
Quarter ending June 2018	4,202	↑
Quarter ending September 2018	4,277	→
Quarter ending December 2018	4,294	→
Variance since December 2017	9.8%	↑



ACTIVITY



Month	Adjusted Scheduled Activity (UDA)	
	2018	2019
April	323	526
May	742	1,594
June	1,426	2,466
July	2,648	3,781
August	3,521	4,879
September	4,391	5,600
October	5,187	6,589
November	6,378	7,743
December	7,057	8,319
January	7,969	
February	9,529	
March	10,501	
April	11,020	
May	11,031	
June	11,031	

QUALITY

	Quantity	Base Number	Contract	AT	Region	England
% of FP17s for the same patient ID Re-attending within 3 months - Children	121	1,389	8.7%	9.5%	12.3%	11.8%
% of FP17s for the same patient ID Re-attending within 3 months - Adults	455	3,712	12.3%	12.8%	15.8%	15.6%
% of FP17s for the same patient ID Re-attending between 3 & 9 months - Children	928	1,389	66.8%	62.9%	60.1%	58.8%
% of FP17s for the same patient ID Re-attending between 3 & 9 months - Adults	2,333	3,712	62.9%	54.6%	53.3%	51.0%
% of FP17s for Band 1 Urgent Courses	403	4,762	8.5%	7.5%	9.0%	9.0%
% of FP17s Relating to Free Repair or Replacements	77	4,762	1.6%	0.9%	1.0%	0.8%
% of FP17s Relating to Continuations	8	4,762	0.2%	0.9%	1.0%	0.9%
% of Patients satisfied with the dentistry they have received	6	6	N/A	93.6%	93.8%	93.2%
% of Patients satisfied with the time they had to wait for an appointment	6	6	N/A	89.5%	89.4%	88.3%

* This is based on patients treated on this contract for their most recent course of treatment. Figures in italics indicate the base number of FP17s or Patient Questionnaire responses are less than 100. N/A is shown where the base number of responses is less than 10 during the period. % is calculated as Quantity/Base number*100

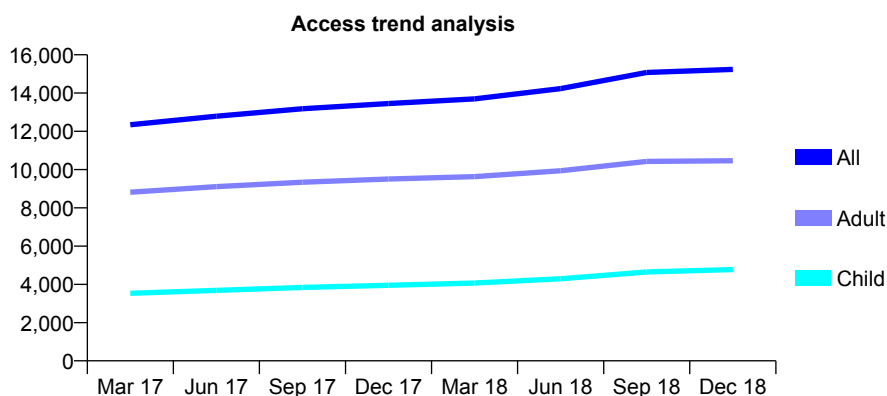
Q50 - Vital Signs At a Glance Contract Report for 101281/0106 - December 2018

Name or company name	OASIS DENTAL CARE LTD
Contract type name	GDS Contract
Purpose of contract	General
Contract start date	01/04/2006
Contract end date	

18/19 Contracted general activity (UDA)	40,965
Carry forward general activity (UDA)	0
18/19 Contracted orthodontic activity (UOA)	0
Carry forward orthodontic activity (UOA)	0
Baseline contract value	£1,158,941.77

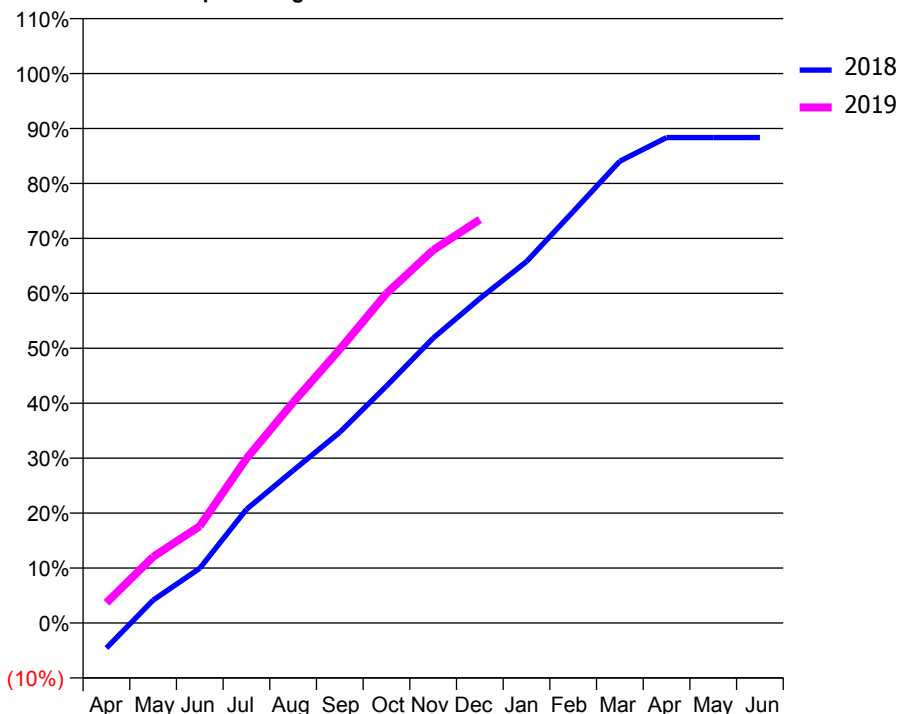
ACCESS*

Patients seen in 24 months	Total	Change since previous quarter
Quarter ending December 2017	13,455	
Quarter ending March 2018	13,699	→
Quarter ending June 2018	14,231	↑
Quarter ending September 2018	15,075	↑
Quarter ending December 2018	15,236	→
Variance since December 2017	13.2%	↑



ACTIVITY

Cumulative percentage of contracted UDA delivered 2018 & 2019



Month	Adjusted Scheduled Activity (UDA)	
	2018	2019
April	-1,874	1,507
May	1,703	4,934
June	4,082	7,224
July	8,473	12,258
August	11,366	16,449
September	14,220	20,400
October	17,669	24,571
November	21,237	27,801
December	24,188	30,075
January	26,941	
February	30,674	
March	34,432	
April	36,191	
May	36,191	
June	36,191	

QUALITY

	Quantity	Base Number	Contract	AT	Region	England
% of FP17s for the same patient ID Re-attending within 3 months - Children	399	5,285	7.5%	9.5%	12.3%	11.8%
% of FP17s for the same patient ID Re-attending within 3 months - Adults	1,512	11,018	13.7%	12.8%	15.8%	15.6%
% of FP17s for the same patient ID Re-attending between 3 & 9 months - Children	2,831	5,285	53.6%	62.9%	60.1%	58.8%
% of FP17s for the same patient ID Re-attending between 3 & 9 months - Adults	5,701	11,018	51.7%	54.6%	53.3%	51.0%
% of FP17s for Band 1 Urgent Courses	2,031	15,552	13.1%	7.5%	9.0%	9.0%
% of FP17s Relating to Free Repair or Replacements	83	15,552	0.5%	0.9%	1.0%	0.8%
% of FP17s Relating to Continuations	123	15,552	0.8%	0.9%	1.0%	0.9%
% of Patients satisfied with the dentistry they have received	6	8	N/A	93.6%	93.8%	93.2%
% of Patients satisfied with the time they had to wait for an appointment	5	8	N/A	89.5%	89.4%	88.3%

* This is based on patients treated on this contract for their most recent course of treatment. Figures in italics indicate the base number of FP17s or Patient Questionnaire responses are less than 100. N/A is shown where the base number of responses is less than 10 during the period. % is calculated as Quantity/Base number*100

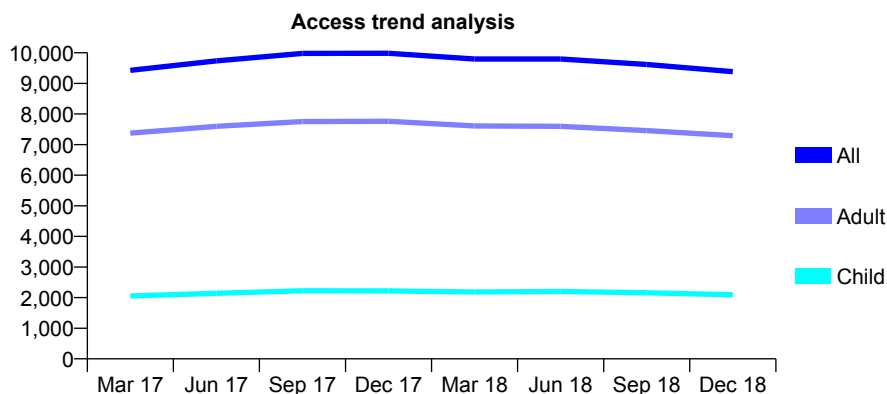
Q50 - Vital Signs At a Glance Contract Report for 101281/0121 - December 2018

Name or company name	OASIS DENTAL CARE LTD
Contract type name	GDS Contract
Purpose of contract	General
Contract start date	01/04/2006
Contract end date	

18/19 Contracted general activity (UDA)	31,745
Carry forward general activity (UDA)	0
18/19 Contracted orthodontic activity (UOA)	0
Carry forward orthodontic activity (UOA)	0
Baseline contract value	£861,143.06

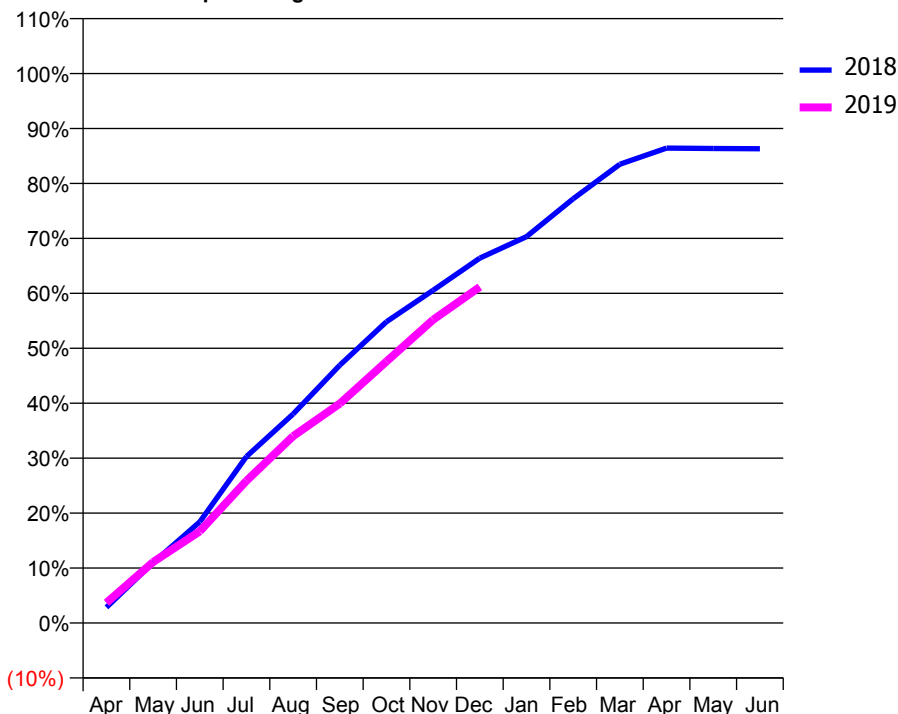
ACCESS*

Patients seen in 24 months	Total	Change since previous quarter
Quarter ending December 2017	9,983	
Quarter ending March 2018	9,798	↓
Quarter ending June 2018	9,798	→
Quarter ending September 2018	9,618	↓
Quarter ending December 2018	9,383	↓
Variance since December 2017	(6.0%)	↓



ACTIVITY

Cumulative percentage of contracted UDA delivered 2018 & 2019



Month	Adjusted Scheduled Activity (UDA)	
	2018	2019
April	906	1,170
May	3,483	3,528
June	5,846	5,296
July	9,619	8,218
August	12,074	10,793
September	14,892	12,677
October	17,408	15,113
November	19,223	17,518
December	21,080	19,418
January	22,321	
February	24,512	
March	26,504	
April	27,433	
May	27,412	
June	27,400	

QUALITY

	Quantity	Base Number	Contract	AT	Region	England
% of FP17s for the same patient ID Re-attending within 3 months - Children	176	2,213	8.0%	9.5%	12.3%	11.8%
% of FP17s for the same patient ID Re-attending within 3 months - Adults	990	7,178	13.8%	12.8%	15.8%	15.6%
% of FP17s for the same patient ID Re-attending between 3 & 9 months - Children	1,194	2,213	54.0%	62.9%	60.1%	58.8%
% of FP17s for the same patient ID Re-attending between 3 & 9 months - Adults	3,570	7,178	49.7%	54.6%	53.3%	51.0%
% of FP17s for Band 1 Urgent Courses	962	8,997	10.7%	7.5%	9.0%	9.0%
% of FP17s Relating to Free Repair or Replacements	112	8,997	1.2%	0.9%	1.0%	0.8%
% of FP17s Relating to Continuations	42	8,997	0.5%	0.9%	1.0%	0.9%
% of Patients satisfied with the dentistry they have received	4	5	N/A	93.6%	93.8%	93.2%
% of Patients satisfied with the time they had to wait for an appointment	4	5	N/A	89.5%	89.4%	88.3%

* This is based on patients treated on this contract for their most recent course of treatment. Figures in italics indicate the base number of FP17s or Patient Questionnaire responses are less than 100. N/A is shown where the base number of responses is less than 10 during the period. % is calculated as Quantity/Base number*100

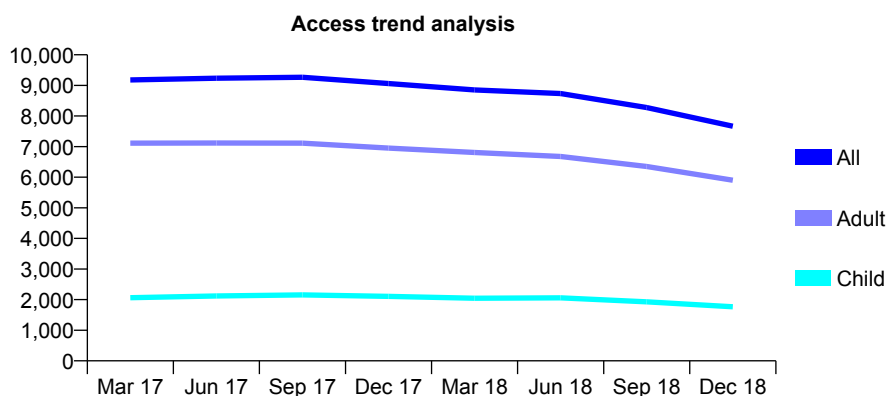
Q50 - Vital Signs At a Glance Contract Report for 101281/0147 - December 2018

Name or company name	OASIS DENTAL CARE LTD
Contract type name	GDS Contract
Purpose of contract	General
Contract start date	01/04/2006
Contract end date	

18/19 Contracted general activity (UDA)	37,658
Carry forward general activity (UDA)	0
18/19 Contracted orthodontic activity (UOA)	0
Carry forward orthodontic activity (UOA)	0
Baseline contract value	£1,082,218.30

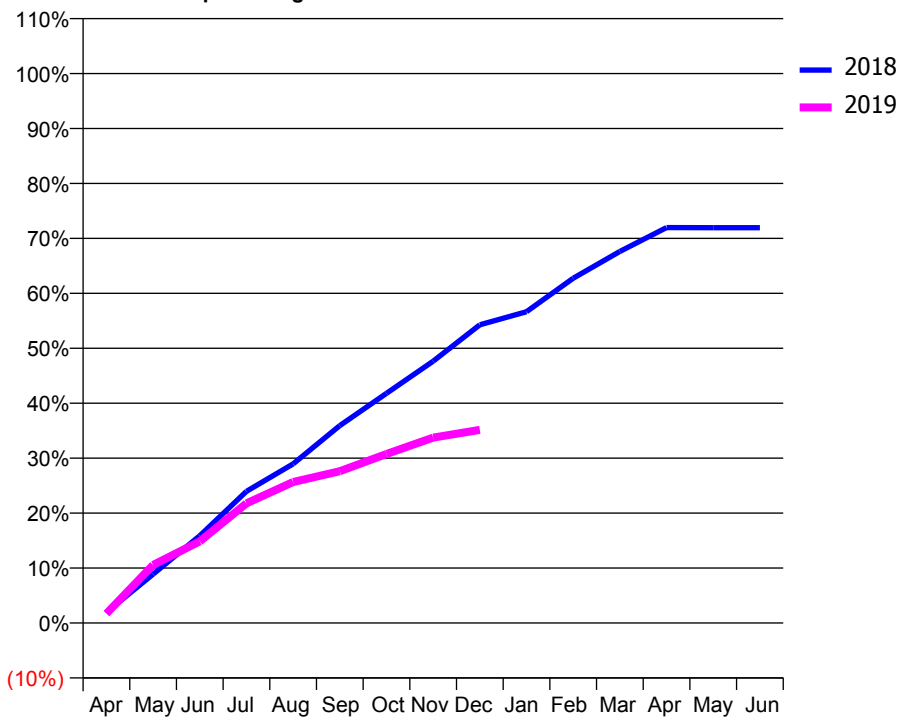
ACCESS*

Patients seen in 24 months	Total	Change since previous quarter
Quarter ending December 2017	9,059	
Quarter ending March 2018	8,854	↓
Quarter ending June 2018	8,734	↓
Quarter ending September 2018	8,276	↓
Quarter ending December 2018	7,668	↓
Variance since December 2017	(15.4%)	↓



ACTIVITY

Cumulative percentage of contracted UDA delivered 2018 & 2019



Month	Adjusted Scheduled Activity (UDA)	
	2018	2019
April	735	647
May	3,353	3,977
June	5,978	5,599
July	9,025	8,206
August	10,906	9,668
September	13,526	10,404
October	15,740	11,581
November	17,947	12,703
December	20,436	13,239
January	21,333	
February	23,623	
March	25,467	
April	27,096	
May	27,088	
June	27,088	

QUALITY

	Quantity	Base Number	Contract	AT	Region	England
% of FP17s for the same patient ID Re-attending within 3 months - Children	148	1,609	9.2%	9.5%	12.3%	11.8%
% of FP17s for the same patient ID Re-attending within 3 months - Adults	737	5,053	14.6%	12.8%	15.8%	15.6%
% of FP17s for the same patient ID Re-attending between 3 & 9 months - Children	1,048	1,609	65.1%	62.9%	60.1%	58.8%
% of FP17s for the same patient ID Re-attending between 3 & 9 months - Adults	3,226	5,053	63.8%	54.6%	53.3%	51.0%
% of FP17s for Band 1 Urgent Courses	558	6,003	9.3%	7.5%	9.0%	9.0%
% of FP17s Relating to Free Repair or Replacements	73	6,003	1.2%	0.9%	1.0%	0.8%
% of FP17s Relating to Continuations	22	6,003	0.4%	0.9%	1.0%	0.9%
% of Patients satisfied with the dentistry they have received	1	4	N/A	93.6%	93.8%	93.2%
% of Patients satisfied with the time they had to wait for an appointment	2	4	N/A	89.5%	89.4%	88.3%

* This is based on patients treated on this contract for their most recent course of treatment. Figures in italics indicate the base number of FP17s or Patient Questionnaire responses are less than 100. N/A is shown where the base number of responses is less than 10 during the period. % is calculated as Quantity/Base number*100

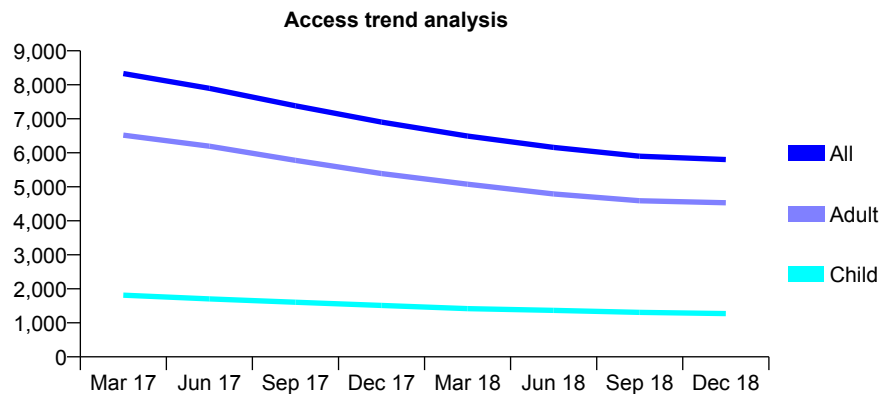
Q50 - Vital Signs At a Glance Contract Report for 101338/0049 - December 2018

Name or company name	Skipton Acorn Business Park Dental Practic
Contract type name	GDS Contract
Purpose of contract	General
Contract start date	01/04/2007
Contract end date	

18/19 Contracted general activity (UDA)	30,272
Carry forward general activity (UDA)	0
18/19 Contracted orthodontic activity (UOA)	0
Carry forward orthodontic activity (UOA)	0
Baseline contract value	£750,358.72

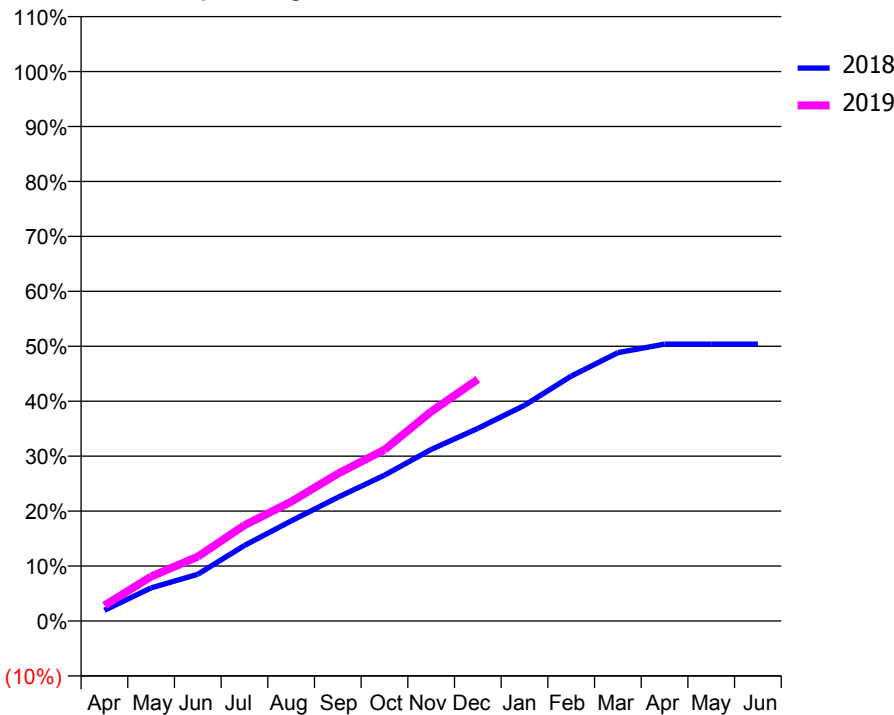
ACCESS*

Patients seen in 24 months	Total	Change since previous quarter
Quarter ending December 2017	6,903	
Quarter ending March 2018	6,491	↓
Quarter ending June 2018	6,160	↓
Quarter ending September 2018	5,899	↓
Quarter ending December 2018	5,803	↓
Variance since December 2017	(15.9%)	↓



ACTIVITY

Cumulative percentage of contracted UDA delivered 2018 & 2019



Month	Adjusted Scheduled Activity (UDA)	
	2018	2019
April	595	853
May	1,824	2,452
June	2,575	3,546
July	4,164	5,275
August	5,512	6,574
September	6,811	8,114
October	8,034	9,433
November	9,454	11,537
December	10,611	13,312
January	11,881	
February	13,489	
March	14,781	
April	15,256	
May	15,257	
June	15,257	

QUALITY

	Quantity	Base Number	Contract	AT	Region	England
% of FP17s for the same patient ID Re-attending within 3 months - Children	62	1,360	4.6%	9.5%	12.3%	11.8%
% of FP17s for the same patient ID Re-attending within 3 months - Adults	622	4,666	13.3%	12.8%	15.8%	15.6%
% of FP17s for the same patient ID Re-attending between 3 & 9 months - Children	599	1,360	44.0%	62.9%	60.1%	58.8%
% of FP17s for the same patient ID Re-attending between 3 & 9 months - Adults	2,246	4,666	48.1%	54.6%	53.3%	51.0%
% of FP17s for Band 1 Urgent Courses	503	5,818	8.6%	7.5%	9.0%	9.0%
% of FP17s Relating to Free Repair or Replacements	30	5,818	0.5%	0.9%	1.0%	0.8%
% of FP17s Relating to Continuations	105	5,818	1.8%	0.9%	1.0%	0.9%
% of Patients satisfied with the dentistry they have received	10	12	83.3%	93.6%	93.8%	93.2%
% of Patients satisfied with the time they had to wait for an appointment	7	12	58.3%	89.5%	89.4%	88.3%

* This is based on patients treated on this contract for their most recent course of treatment. Figures in italics indicate the base number of FP17s or Patient Questionnaire responses are less than 100. N/A is shown where the base number of responses is less than 10 during the period. % is calculated as Quantity/Base number*100

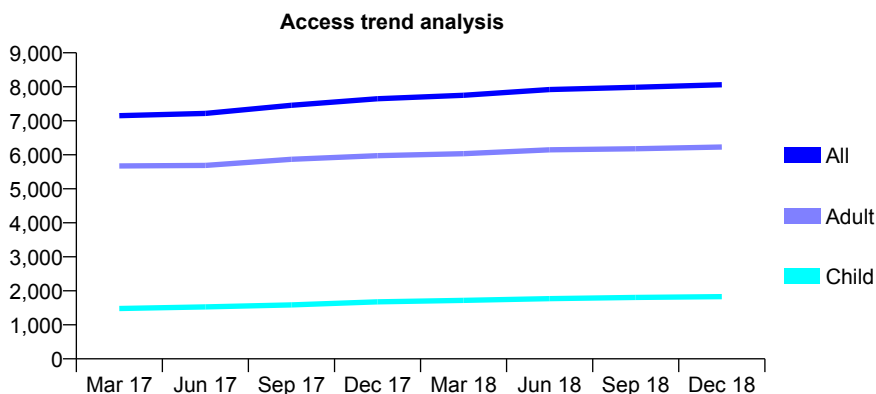
Q50 - Vital Signs At a Glance Contract Report for 101338/0124 - December 2018

Name or company name	Whitecross Dental Care Limited
Contract type name	GDS Contract
Purpose of contract	General
Contract start date	24/08/2010
Contract end date	

18/19 Contracted general activity (UDA)	24,000
Carry forward general activity (UDA)	850
18/19 Contracted orthodontic activity (UOA)	0
Carry forward orthodontic activity (UOA)	0
Baseline contract value	£663,206.91

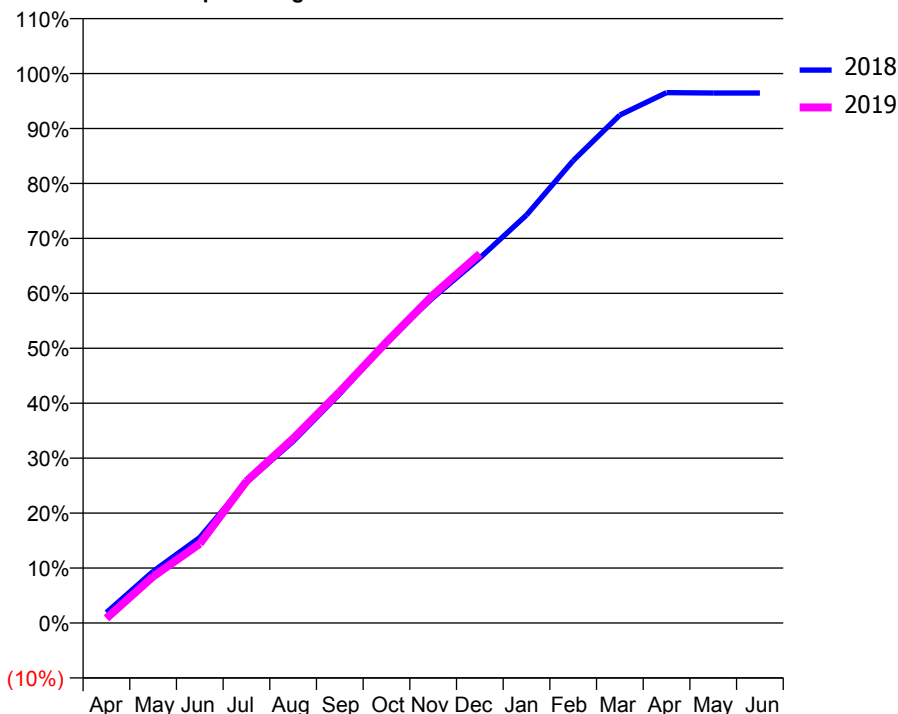
ACCESS*

Patients seen in 24 months	Total	Change since previous quarter
Quarter ending December 2017	7,649	
Quarter ending March 2018	7,750	→
Quarter ending June 2018	7,919	↑
Quarter ending September 2018	7,985	→
Quarter ending December 2018	8,059	→
Variance since December 2017	5.4%	↑



ACTIVITY

Cumulative percentage of contracted UDA delivered 2018 & 2019



Month	Adjusted Scheduled Activity (UDA)	
	2018	2019
April	459	209
May	2,255	2,029
June	3,735	3,464
July	6,146	6,196
August	7,934	8,060
September	10,007	10,108
October	12,319	12,267
November	14,211	14,331
December	15,941	16,123
January	17,816	
February	20,197	
March	22,186	
April	23,166	
May	23,149	
June	23,150	

QUALITY

	Quantity	Base Number	Contract	AT	Region	England
% of FP17s for the same patient ID Re-attending within 3 months - Children	85	2,154	3.9%	9.5%	12.3%	11.8%
% of FP17s for the same patient ID Re-attending within 3 months - Adults	751	6,973	10.8%	12.8%	15.8%	15.6%
% of FP17s for the same patient ID Re-attending between 3 & 9 months - Children	1,458	2,154	67.7%	62.9%	60.1%	58.8%
% of FP17s for the same patient ID Re-attending between 3 & 9 months - Adults	3,960	6,973	56.8%	54.6%	53.3%	51.0%
% of FP17s for Band 1 Urgent Courses	405	8,708	4.7%	7.5%	9.0%	9.0%
% of FP17s Relating to Free Repair or Replacements	43	8,708	0.5%	0.9%	1.0%	0.8%
% of FP17s Relating to Continuations	149	8,708	1.7%	0.9%	1.0%	0.9%
% of Patients satisfied with the dentistry they have received	5	5	N/A	93.6%	93.8%	93.2%
% of Patients satisfied with the time they had to wait for an appointment	4	5	N/A	89.5%	89.4%	88.3%

* This is based on patients treated on this contract for their most recent course of treatment. Figures in italics indicate the base number of FP17s or Patient Questionnaire responses are less than 100. N/A is shown where the base number of responses is less than 10 during the period. % is calculated as Quantity/Base number*100

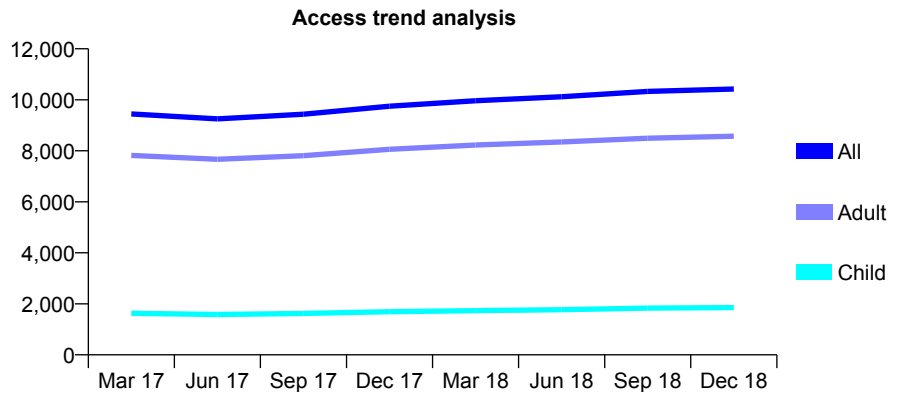
Q50 - Vital Signs At a Glance Contract Report for 101338/0135 - December 2018

Name or company name	Whitecross Dental Care Limited
Contract type name	GDS Contract
Purpose of contract	General
Contract start date	01/02/2012
Contract end date	

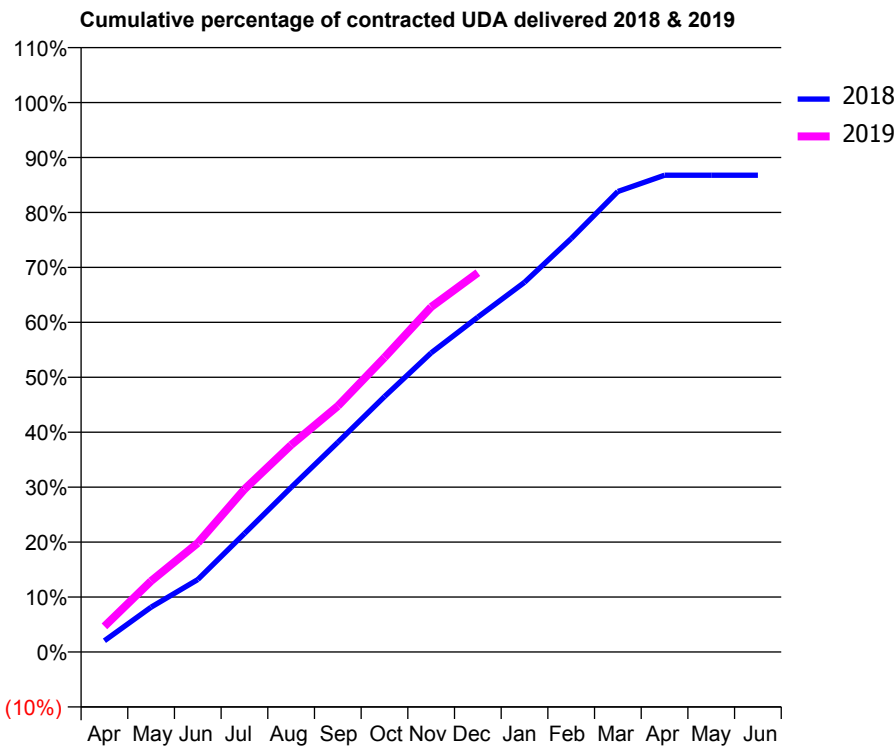
18/19 Contracted general activity (UDA)	33,200
Carry forward general activity (UDA)	0
18/19 Contracted orthodontic activity (UOA)	0
Carry forward orthodontic activity (UOA)	0
Baseline contract value	£895,083.72

ACCESS*

Patients seen in 24 months	Total	Change since previous quarter
Quarter ending December 2017	9,750	
Quarter ending March 2018	9,961	↑
Quarter ending June 2018	10,119	→
Quarter ending September 2018	10,327	↑
Quarter ending December 2018	10,423	→
Variance since December 2017	6.9%	↑



ACTIVITY



Month	Adjusted Scheduled Activity (UDA)	
	2018	2019
April	683	1,554
May	2,714	4,291
June	4,379	6,586
July	7,156	9,831
August	9,946	12,508
September	12,665	14,860
October	15,431	17,791
November	18,078	20,847
December	20,237	22,914
January	22,334	
February	24,976	
March	27,822	
April	28,805	
May	28,806	
June	28,803	

QUALITY

	Quantity	Base Number	Contract	AT	Region	England
% of FP17s for the same patient ID Re-attending within 3 months - Children	101	2,260	4.5%	9.5%	12.3%	11.8%
% of FP17s for the same patient ID Re-attending within 3 months - Adults	916	9,811	9.3%	12.8%	15.8%	15.6%
% of FP17s for the same patient ID Re-attending between 3 & 9 months - Children	1,504	2,260	66.5%	62.9%	60.1%	58.8%
% of FP17s for the same patient ID Re-attending between 3 & 9 months - Adults	5,798	9,811	59.1%	54.6%	53.3%	51.0%
% of FP17s for Band 1 Urgent Courses	201	11,574	1.7%	7.5%	9.0%	9.0%
% of FP17s Relating to Free Repair or Replacements	122	11,574	1.1%	0.9%	1.0%	0.8%
% of FP17s Relating to Continuations	306	11,574	2.6%	0.9%	1.0%	0.9%
% of Patients satisfied with the dentistry they have received	11	12	91.7%	93.6%	93.8%	93.2%
% of Patients satisfied with the time they had to wait for an appointment	12	12	100.0%	89.5%	89.4%	88.3%

* This is based on patients treated on this contract for their most recent course of treatment. Figures in italics indicate the base number of FP17s or Patient Questionnaire responses are less than 100. N/A is shown where the base number of responses is less than 10 during the period. % is calculated as Quantity/Base number*100

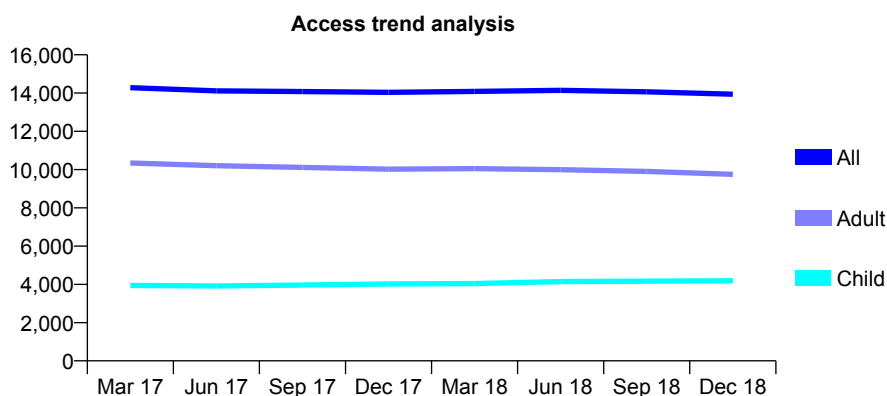
Q50 - Vital Signs At a Glance Contract Report for 101338/0136 - December 2018

Name or company name	Whitecross Dental Care Limited
Contract type name	GDS Contract
Purpose of contract	General
Contract start date	01/06/2012
Contract end date	

18/19 Contracted general activity (UDA)	34,166
Carry forward general activity (UDA)	0
18/19 Contracted orthodontic activity (UOA)	0
Carry forward orthodontic activity (UOA)	0
Baseline contract value	£958,953.29

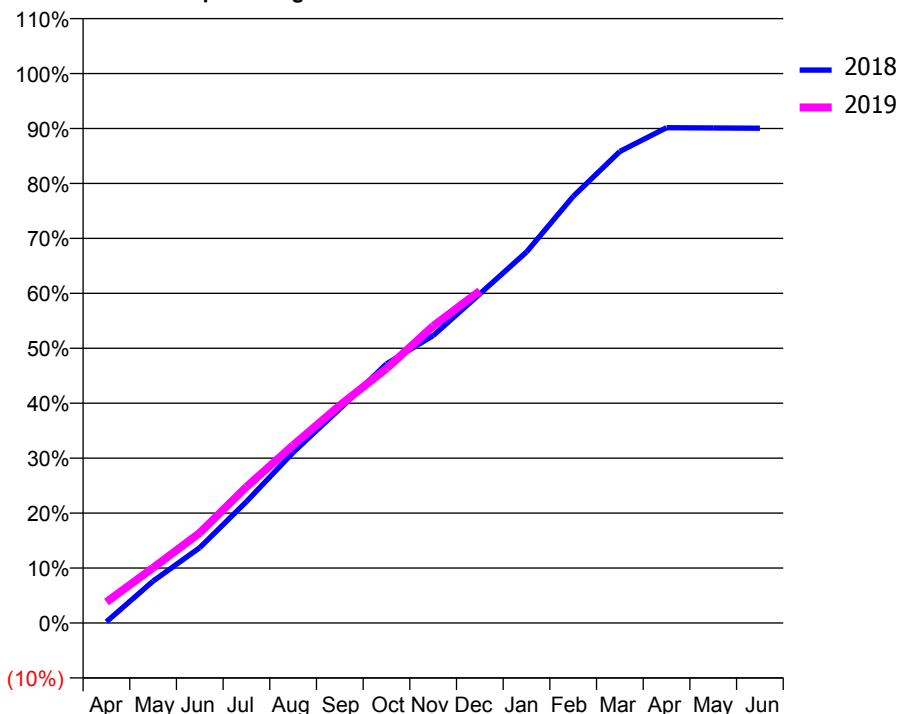
ACCESS*

Patients seen in 24 months	Total	Change since previous quarter
Quarter ending December 2017	14,038	
Quarter ending March 2018	14,087	→
Quarter ending June 2018	14,140	→
Quarter ending September 2018	14,066	→
Quarter ending December 2018	13,937	→
Variance since December 2017	(0.7%)	→



ACTIVITY

Cumulative percentage of contracted UDA delivered 2018 & 2019



Month	Adjusted Scheduled Activity (UDA)	
	2018	2019
April	83	1,304
May	2,610	3,433
June	4,692	5,611
July	7,546	8,467
August	10,609	11,055
September	13,317	13,534
October	16,116	15,822
November	17,868	18,465
December	20,462	20,650
January	23,066	
February	26,524	
March	29,323	
April	30,795	
May	30,777	
June	30,761	

QUALITY

	Quantity	Base Number	Contract	AT	Region	England
% of FP17s for the same patient ID Re-attending within 3 months - Children	208	4,010	5.2%	9.5%	12.3%	11.8%
% of FP17s for the same patient ID Re-attending within 3 months - Adults	771	8,141	9.5%	12.8%	15.8%	15.6%
% of FP17s for the same patient ID Re-attending between 3 & 9 months - Children	2,293	4,010	57.2%	62.9%	60.1%	58.8%
% of FP17s for the same patient ID Re-attending between 3 & 9 months - Adults	4,040	8,141	49.6%	54.6%	53.3%	51.0%
% of FP17s for Band 1 Urgent Courses	943	11,521	8.2%	7.5%	9.0%	9.0%
% of FP17s Relating to Free Repair or Replacements	76	11,521	0.7%	0.9%	1.0%	0.8%
% of FP17s Relating to Continuations	102	11,521	0.9%	0.9%	1.0%	0.9%
% of Patients satisfied with the dentistry they have received	3	3	N/A	93.6%	93.8%	93.2%
% of Patients satisfied with the time they had to wait for an appointment	3	3	N/A	89.5%	89.4%	88.3%

* This is based on patients treated on this contract for their most recent course of treatment. Figures in italics indicate the base number of FP17s or Patient Questionnaire responses are less than 100. N/A is shown where the base number of responses is less than 10 during the period. % is calculated as Quantity/Base number*100

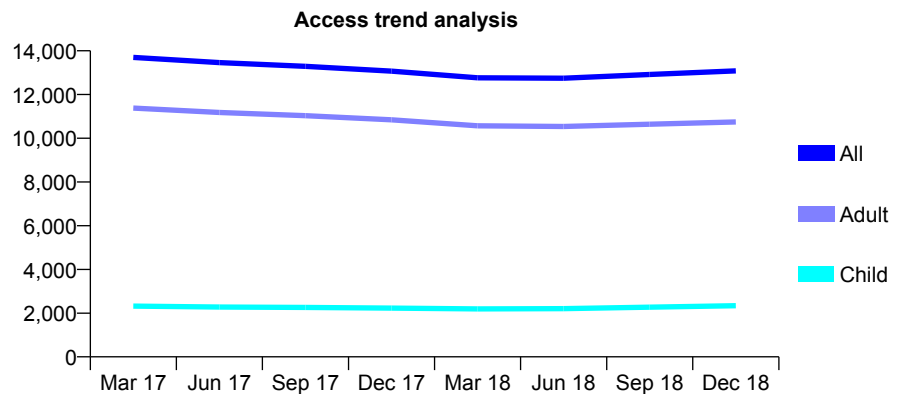
Q50 - Vital Signs At a Glance Contract Report for 101370/0090 - December 2018

Name or company name	Petrie Tucker & Partners Ltd
Contract type name	GDS Contract
Purpose of contract	General
Contract start date	01/04/2007
Contract end date	

18/19 Contracted general activity (UDA)	41,727
Carry forward general activity (UDA)	0
18/19 Contracted orthodontic activity (UOA)	0
Carry forward orthodontic activity (UOA)	0
Baseline contract value	£1,226,791.74

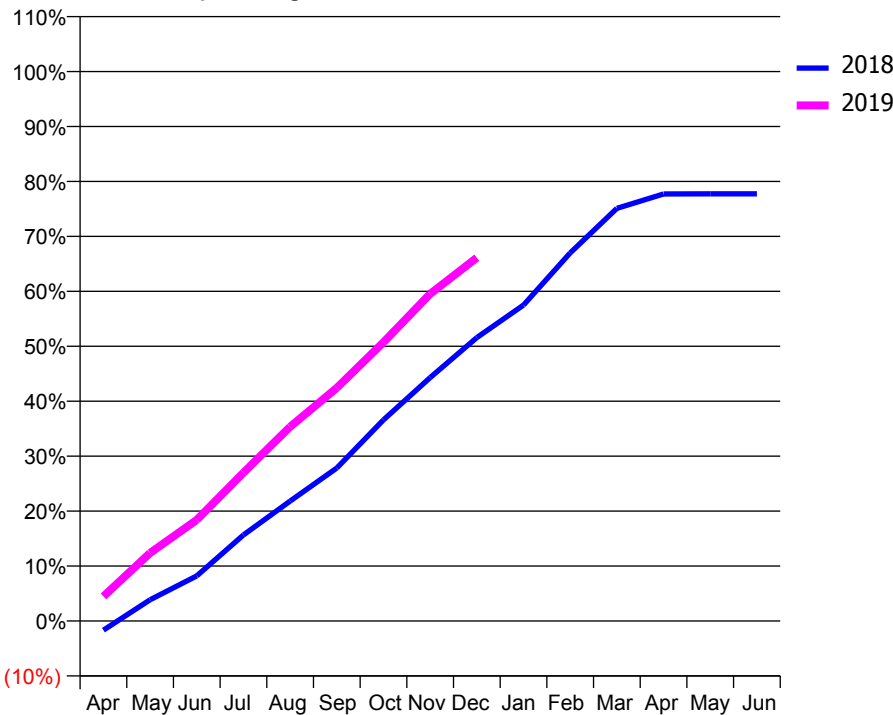
ACCESS*

Patients seen in 24 months	Total	Change since previous quarter
Quarter ending December 2017	13,070	
Quarter ending March 2018	12,766	↓
Quarter ending June 2018	12,745	→
Quarter ending September 2018	12,915	→
Quarter ending December 2018	13,084	→
Variance since December 2017	0.1%	→



ACTIVITY

Cumulative percentage of contracted UDA delivered 2018 & 2019



Month	Adjusted Scheduled Activity (UDA)	
	2018	2019
April	-704	1,869
May	1,615	5,166
June	3,430	7,677
July	6,533	11,262
August	9,109	14,747
September	11,619	17,703
October	15,272	21,171
November	18,482	24,848
December	21,525	27,585
January	23,997	
February	27,952	
March	31,333	
April	32,433	
May	32,437	
June	32,437	

QUALITY

	Quantity	Base Number	Contract	AT	Region	England
% of FP17s for the same patient ID Re-attending within 3 months - Children	93	2,761	3.4%	9.5%	12.3%	11.8%
% of FP17s for the same patient ID Re-attending within 3 months - Adults	999	11,900	8.4%	12.8%	15.8%	15.6%
% of FP17s for the same patient ID Re-attending between 3 & 9 months - Children	1,722	2,761	62.4%	62.9%	60.1%	58.8%
% of FP17s for the same patient ID Re-attending between 3 & 9 months - Adults	6,794	11,900	57.1%	54.6%	53.3%	51.0%
% of FP17s for Band 1 Urgent Courses	632	14,163	4.5%	7.5%	9.0%	9.0%
% of FP17s Relating to Free Repair or Replacements	69	14,163	0.5%	0.9%	1.0%	0.8%
% of FP17s Relating to Continuations	149	14,163	1.1%	0.9%	1.0%	0.9%
% of Patients satisfied with the dentistry they have received	10	11	90.9%	93.6%	93.8%	93.2%
% of Patients satisfied with the time they had to wait for an appointment	10	11	90.9%	89.5%	89.4%	88.3%

* This is based on patients treated on this contract for their most recent course of treatment. Figures in italics indicate the base number of FP17s or Patient Questionnaire responses are less than 100. N/A is shown where the base number of responses is less than 10 during the period. % is calculated as Quantity/Base number*100

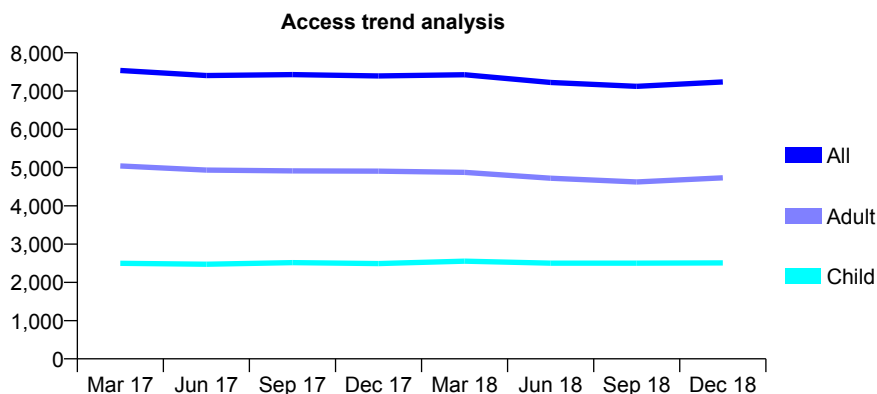
Q50 - Vital Signs At a Glance Contract Report for 101435/0063 - December 2018

Name or company name	IDH Limited
Contract type name	GDS Contract
Purpose of contract	General
Contract start date	01/06/2007
Contract end date	

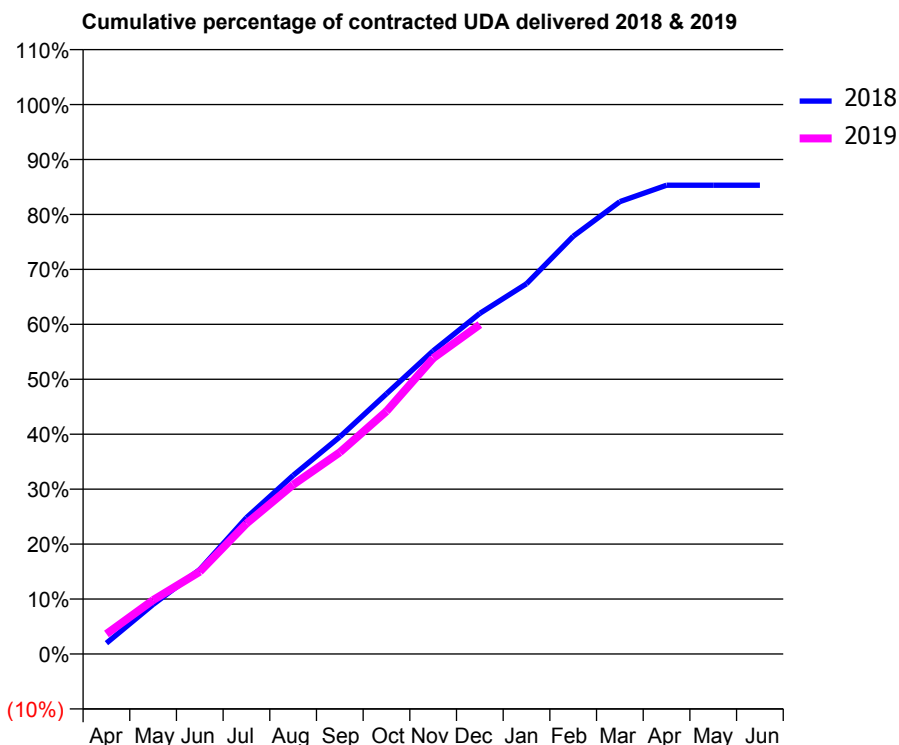
18/19 Contracted general activity (UDA)	23,500
Carry forward general activity (UDA)	0
18/19 Contracted orthodontic activity (UOA)	0
Carry forward orthodontic activity (UOA)	0
Baseline contract value	£618,146.29

ACCESS*

Patients seen in 24 months	Total	Change since previous quarter
Quarter ending December 2017	7,394	
Quarter ending March 2018	7,428	→
Quarter ending June 2018	7,223	↓
Quarter ending September 2018	7,125	↓
Quarter ending December 2018	7,240	→
Variance since December 2017	(2.1%)	↓



ACTIVITY



Month	Adjusted Scheduled Activity (UDA)	
	2018	2019
April	468	861
May	2,117	2,308
June	3,614	3,523
July	5,833	5,583
August	7,639	7,240
September	9,287	8,624
October	11,128	10,381
November	12,965	12,651
December	14,567	14,089
January	15,831	
February	17,864	
March	19,344	
April	20,050	
May	20,048	
June	20,048	

QUALITY

	Quantity	Base Number	Contract	AT	Region	England
% of FP17s for the same patient ID Re-attending within 3 months - Children	126	2,326	5.4%	9.5%	12.3%	11.8%
% of FP17s for the same patient ID Re-attending within 3 months - Adults	345	3,720	9.3%	12.8%	15.8%	15.6%
% of FP17s for the same patient ID Re-attending between 3 & 9 months - Children	1,281	2,326	55.1%	62.9%	60.1%	58.8%
% of FP17s for the same patient ID Re-attending between 3 & 9 months - Adults	1,660	3,720	44.6%	54.6%	53.3%	51.0%
% of FP17s for Band 1 Urgent Courses	457	5,833	7.8%	7.5%	9.0%	9.0%
% of FP17s Relating to Free Repair or Replacements	1	5,833	0.0%	0.9%	1.0%	0.8%
% of FP17s Relating to Continuations	55	5,833	0.9%	0.9%	1.0%	0.9%
% of Patients satisfied with the dentistry they have received	1	2	N/A	93.6%	93.8%	93.2%
% of Patients satisfied with the time they had to wait for an appointment	2	2	N/A	89.5%	89.4%	88.3%

* This is based on patients treated on this contract for their most recent course of treatment. Figures in italics indicate the base number of FP17s or Patient Questionnaire responses are less than 100. N/A is shown where the base number of responses is less than 10 during the period. % is calculated as Quantity/Base number*100

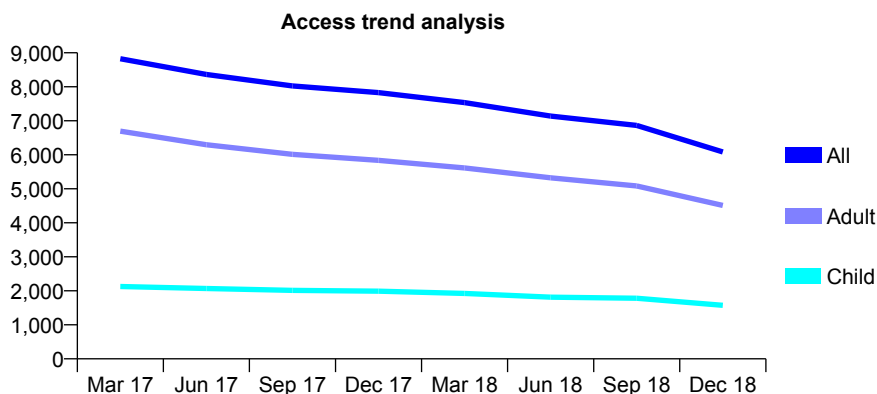
Q50 - Vital Signs At a Glance Contract Report for 101435/0072 - December 2018

Name or company name	IDH Limited
Contract type name	GDS Contract
Purpose of contract	General
Contract start date	01/12/2007
Contract end date	

18/19 Contracted general activity (UDA)	30,373
Carry forward general activity (UDA)	0
18/19 Contracted orthodontic activity (UOA)	0
Carry forward orthodontic activity (UOA)	0
Baseline contract value	£823,069.40

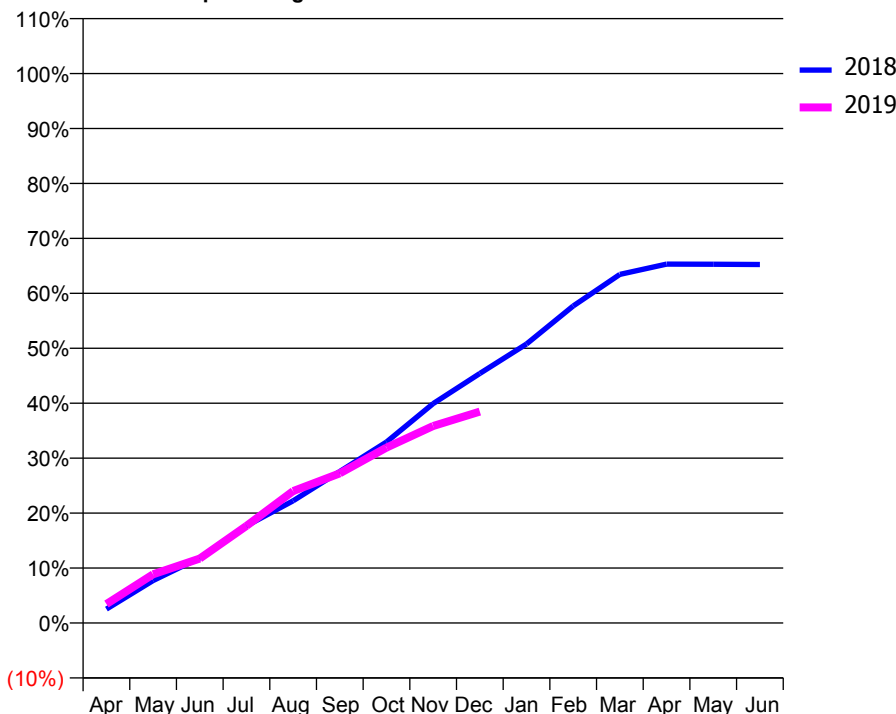
ACCESS*

Patients seen in 24 months	Total	Change since previous quarter
Quarter ending December 2017	7,830	
Quarter ending March 2018	7,537	↓
Quarter ending June 2018	7,138	↓
Quarter ending September 2018	6,865	↓
Quarter ending December 2018	6,085	↓
Variance since December 2017	(22.3%)	↓



ACTIVITY

Cumulative percentage of contracted UDA delivered 2018 & 2019



Month	Adjusted Scheduled Activity (UDA)	
	2018	2019
April	768	1,049
May	2,350	2,695
June	3,600	3,565
July	5,369	5,369
August	6,754	7,294
September	8,379	8,273
October	10,005	9,697
November	12,129	10,887
December	13,797	11,685
January	15,425	
February	17,521	
March	19,272	
April	19,836	
May	19,827	
June	19,814	

QUALITY

	Quantity	Base Number	Contract	AT	Region	England
% of FP17s for the same patient ID Re-attending within 3 months - Children	79	1,291	6.1%	9.5%	12.3%	11.8%
% of FP17s for the same patient ID Re-attending within 3 months - Adults	371	3,915	9.5%	12.8%	15.8%	15.6%
% of FP17s for the same patient ID Re-attending between 3 & 9 months - Children	699	1,291	54.1%	62.9%	60.1%	58.8%
% of FP17s for the same patient ID Re-attending between 3 & 9 months - Adults	2,358	3,915	60.2%	54.6%	53.3%	51.0%
% of FP17s for Band 1 Urgent Courses	254	5,015	5.1%	7.5%	9.0%	9.0%
% of FP17s Relating to Free Repair or Replacements	62	5,015	1.2%	0.9%	1.0%	0.8%
% of FP17s Relating to Continuations	41	5,015	0.8%	0.9%	1.0%	0.9%
% of Patients satisfied with the dentistry they have received	3	3	N/A	93.6%	93.8%	93.2%
% of Patients satisfied with the time they had to wait for an appointment	2	3	N/A	89.5%	89.4%	88.3%

* This is based on patients treated on this contract for their most recent course of treatment. Figures in italics indicate the base number of FP17s or Patient Questionnaire responses are less than 100. N/A is shown where the base number of responses is less than 10 during the period. % is calculated as Quantity/Base number*100

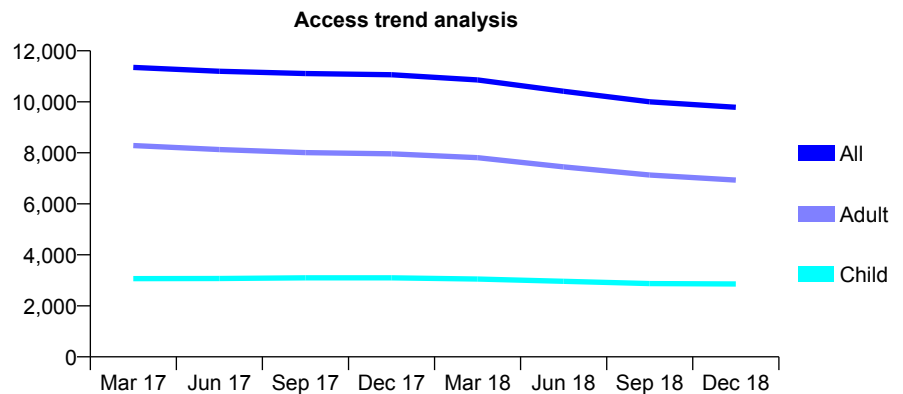
Q50 - Vital Signs At a Glance Contract Report for 101435/0073 - December 2018

Name or company name	York Pioneer Business Park Partnership
Contract type name	GDS Contract
Purpose of contract	General
Contract start date	01/12/2007
Contract end date	

18/19 Contracted general activity (UDA)	36,000
Carry forward general activity (UDA)	0
18/19 Contracted orthodontic activity (UOA)	0
Carry forward orthodontic activity (UOA)	0
Baseline contract value	£725,000.79

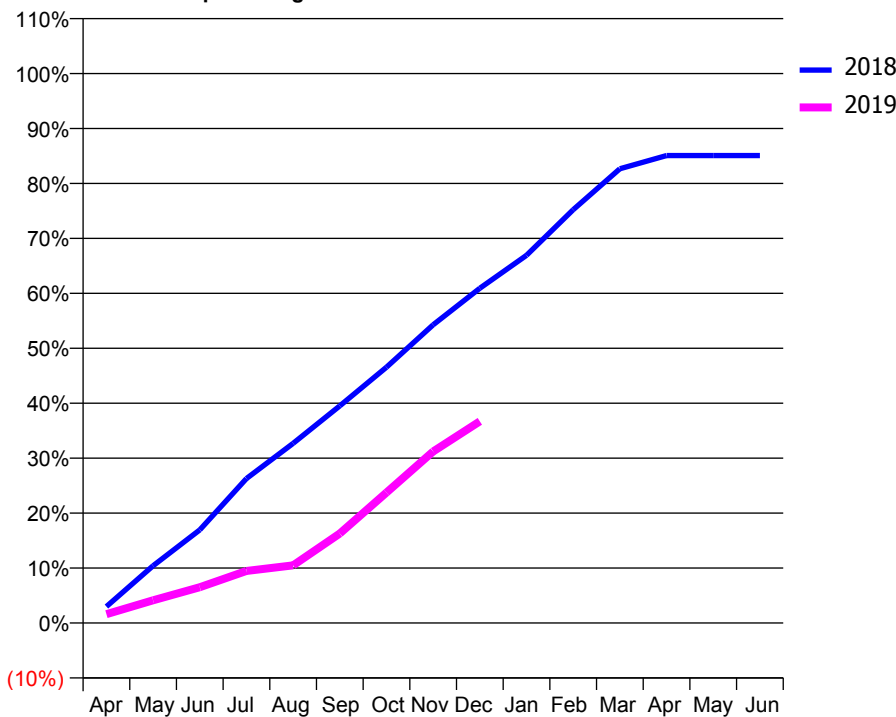
ACCESS*

Patients seen in 24 months	Total	Change since previous quarter
Quarter ending December 2017	11,063	
Quarter ending March 2018	10,859	↓
Quarter ending June 2018	10,414	↓
Quarter ending September 2018	10,002	↓
Quarter ending December 2018	9,785	↓
Variance since December 2017	(11.6%)	↓



ACTIVITY

Cumulative percentage of contracted UDA delivered 2018 & 2019



Month	Adjusted Scheduled Activity (UDA)	
	2018	2019
April	1,083	580
May	3,755	1,491
June	6,102	2,347
July	9,464	3,412
August	11,772	3,779
September	14,224	5,870
October	16,759	8,549
November	19,534	11,235
December	21,935	13,210
January	24,087	
February	27,079	
March	29,756	
April	30,623	
May	30,623	
June	30,623	

QUALITY

	Quantity	Base Number	Contract	AT	Region	England
% of FP17s for the same patient ID Re-attending within 3 months - Children	130	2,695	4.8%	9.5%	12.3%	11.8%
% of FP17s for the same patient ID Re-attending within 3 months - Adults	489	5,175	9.4%	12.8%	15.8%	15.6%
% of FP17s for the same patient ID Re-attending between 3 & 9 months - Children	1,438	2,695	53.4%	62.9%	60.1%	58.8%
% of FP17s for the same patient ID Re-attending between 3 & 9 months - Adults	1,902	5,175	36.8%	54.6%	53.3%	51.0%
% of FP17s for Band 1 Urgent Courses	550	7,625	7.2%	7.5%	9.0%	9.0%
% of FP17s Relating to Free Repair or Replacements	31	7,625	0.4%	0.9%	1.0%	0.8%
% of FP17s Relating to Continuations	52	7,625	0.7%	0.9%	1.0%	0.9%
% of Patients satisfied with the dentistry they have received	4	4	N/A	93.6%	93.8%	93.2%
% of Patients satisfied with the time they had to wait for an appointment	4	4	N/A	89.5%	89.4%	88.3%

* This is based on patients treated on this contract for their most recent course of treatment. Figures in italics indicate the base number of FP17s or Patient Questionnaire responses are less than 100. N/A is shown where the base number of responses is less than 10 during the period. % is calculated as Quantity/Base number*100

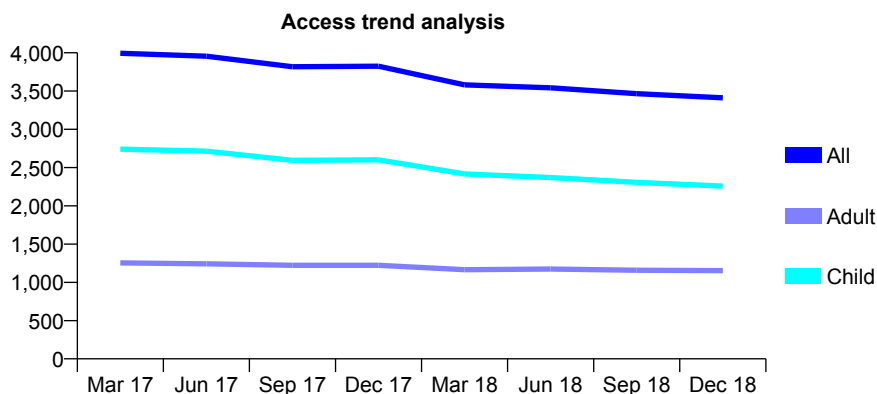
Q50 - Vital Signs At a Glance Contract Report for 102490/0003 - December 2018

Name or company name	Ashby Dental Clinic (CDS Unit)
Contract type name	PDS Contract
Purpose of contract	General
Contract start date	26/09/2011
Contract end date	30/09/2023

18/19 Contracted general activity (UDA)	6,924
Carry forward general activity (UDA)	0
18/19 Contracted orthodontic activity (UOA)	0
Carry forward orthodontic activity (UOA)	0
Baseline contract value	£566,324.97

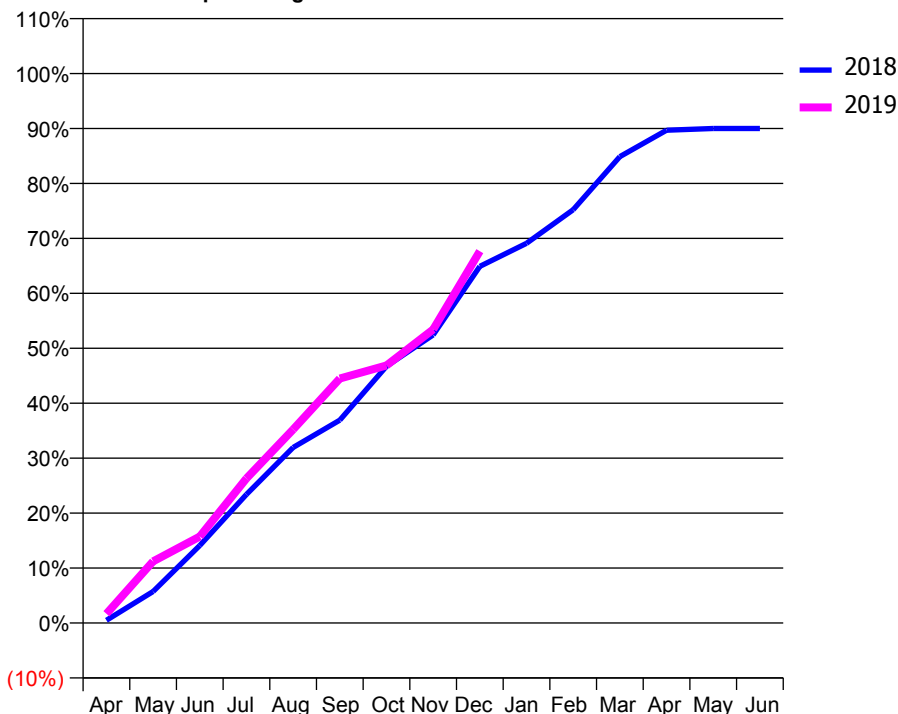
ACCESS*

Patients seen in 24 months	Total	Change since previous quarter
Quarter ending December 2017	3,824	
Quarter ending March 2018	3,581	↓
Quarter ending June 2018	3,542	↓
Quarter ending September 2018	3,465	↓
Quarter ending December 2018	3,411	↓
Variance since December 2017	(10.8%)	↓



ACTIVITY

Cumulative percentage of contracted UDA delivered 2018 & 2019



Month	Adjusted Scheduled Activity (UDA)	
	2018	2019
April	33	116
May	389	777
June	958	1,090
July	1,588	1,823
August	2,167	2,439
September	2,505	3,080
October	3,171	3,246
November	3,557	3,699
December	4,405	4,685
January	4,690	
February	5,105	
March	5,760	
April	6,085	
May	6,107	
June	6,107	

QUALITY

	Quantity	Base Number	Contract	AT	Region	England
% of FP17s for the same patient ID Re-attending within 3 months - Children	130	2,085	6.2%	9.5%	12.3%	11.8%
% of FP17s for the same patient ID Re-attending within 3 months - Adults	42	740	5.7%	12.8%	15.8%	15.6%
% of FP17s for the same patient ID Re-attending between 3 & 9 months - Children	563	2,085	27.0%	62.9%	60.1%	58.8%
% of FP17s for the same patient ID Re-attending between 3 & 9 months - Adults	215	740	29.1%	54.6%	53.3%	51.0%
% of FP17s for Band 1 Urgent Courses	75	2,524	3.0%	7.5%	9.0%	9.0%
% of FP17s Relating to Free Repair or Replacements	1	2,524	0.0%	0.9%	1.0%	0.8%
% of FP17s Relating to Continuations	0	2,524	0.0%	0.9%	1.0%	0.9%
% of Patients satisfied with the dentistry they have received	0	0	N/A	93.6%	93.8%	93.2%
% of Patients satisfied with the time they had to wait for an appointment	0	0	N/A	89.5%	89.4%	88.3%

* This is based on patients treated on this contract for their most recent course of treatment. Figures in italics indicate the base number of FP17s or Patient Questionnaire responses are less than 100. N/A is shown where the base number of responses is less than 10 during the period. % is calculated as Quantity/Base number*100

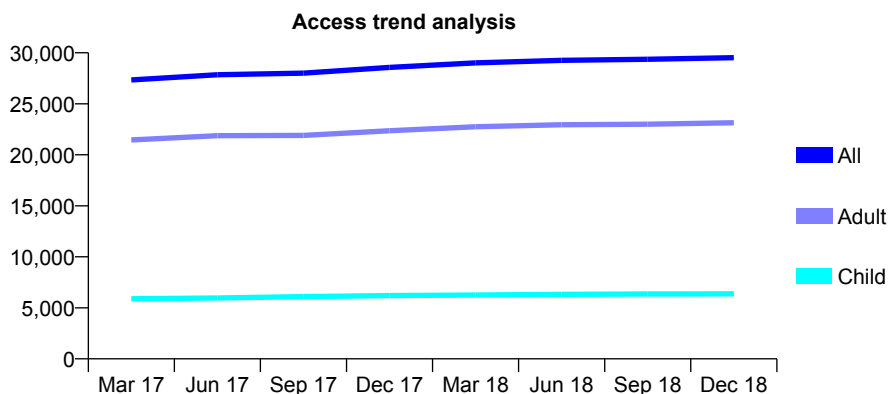
Q50 - Vital Signs At a Glance Contract Report for 104094/0001 - December 2018

Name or company name	543 Dental Centre Limited
Contract type name	GDS Contract
Purpose of contract	General
Contract start date	08/09/2008
Contract end date	

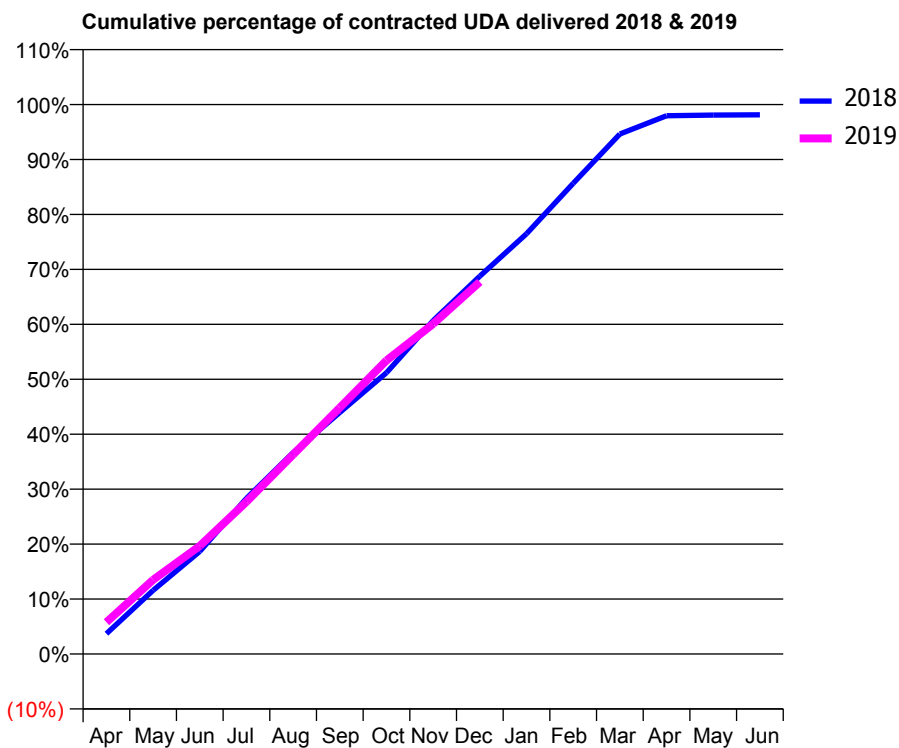
18/19 Contracted general activity (UDA)	79,925
Carry forward general activity (UDA)	-1,579
18/19 Contracted orthodontic activity (UOA)	0
Carry forward orthodontic activity (UOA)	0
Baseline contract value	£2,498,656.29

ACCESS*

Patients seen in 24 months	Total	Change since previous quarter
Quarter ending December 2017	28,563	
Quarter ending March 2018	29,015	→
Quarter ending June 2018	29,256	→
Quarter ending September 2018	29,366	→
Quarter ending December 2018	29,517	→
Variance since December 2017	3.3%	↑



ACTIVITY



Month	Adjusted Scheduled Activity (UDA)	
	2018	2019
April	2,949	4,624
May	9,254	10,801
June	14,924	15,714
July	22,652	22,149
August	29,291	29,007
September	35,136	35,834
October	40,912	42,706
November	48,498	48,006
December	54,948	54,128
January	61,123	
February	68,448	
March	75,624	
April	78,283	
May	78,389	
June	78,422	

QUALITY

	Quantity	Base Number	Contract	AT	Region	England
% of FP17s for the same patient ID Re-attending within 3 months - Children	366	6,505	5.6%	9.5%	12.3%	11.8%
% of FP17s for the same patient ID Re-attending within 3 months - Adults	2,239	22,248	10.1%	12.8%	15.8%	15.6%
% of FP17s for the same patient ID Re-attending between 3 & 9 months - Children	4,081	6,505	62.7%	62.9%	60.1%	58.8%
% of FP17s for the same patient ID Re-attending between 3 & 9 months - Adults	13,463	22,248	60.5%	54.6%	53.3%	51.0%
% of FP17s for Band 1 Urgent Courses	1,786	26,724	6.7%	7.5%	9.0%	9.0%
% of FP17s Relating to Free Repair or Replacements	206	26,724	0.8%	0.9%	1.0%	0.8%
% of FP17s Relating to Continuations	6	26,724	0.0%	0.9%	1.0%	0.9%
% of Patients satisfied with the dentistry they have received	8	8	N/A	93.6%	93.8%	93.2%
% of Patients satisfied with the time they had to wait for an appointment	8	8	N/A	89.5%	89.4%	88.3%

* This is based on patients treated on this contract for their most recent course of treatment. Figures in italics indicate the base number of FP17s or Patient Questionnaire responses are less than 100. N/A is shown where the base number of responses is less than 10 during the period. % is calculated as Quantity/Base number*100

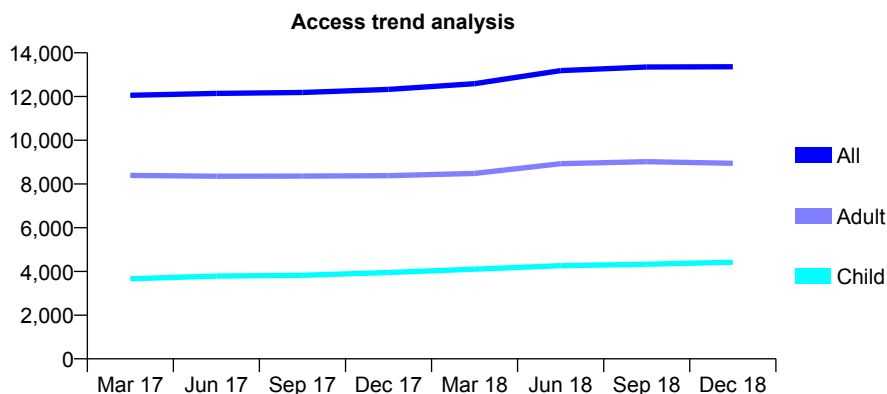
Q50 - Vital Signs At a Glance Contract Report for 104663/0001 - December 2018

Name or company name	Osborne Street Surgery Limited
Contract type name	GDS Contract
Purpose of contract	General
Contract start date	01/07/2007
Contract end date	

18/19 Contracted general activity (UDA)	32,000
Carry forward general activity (UDA)	-640
18/19 Contracted orthodontic activity (UOA)	0
Carry forward orthodontic activity (UOA)	0
Baseline contract value	£966,110.32

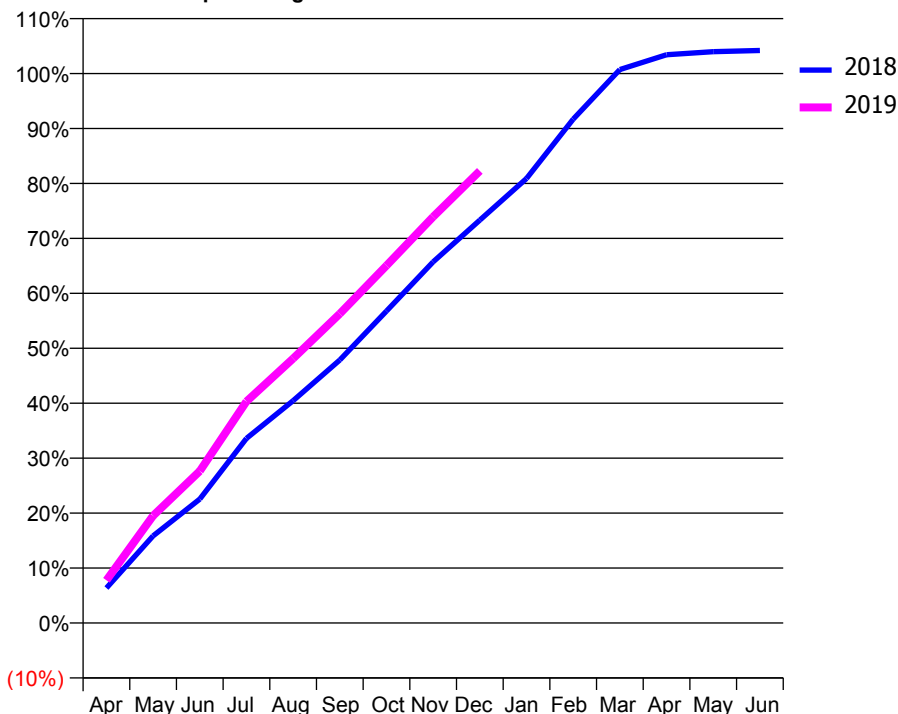
ACCESS*

Patients seen in 24 months	Total	Change since previous quarter
Quarter ending December 2017	12,323	
Quarter ending March 2018	12,587	↑
Quarter ending June 2018	13,188	↑
Quarter ending September 2018	13,348	→
Quarter ending December 2018	13,363	→
Variance since December 2017	8.4%	↑



ACTIVITY

Cumulative percentage of contracted UDA delivered 2018 & 2019



Adjusted Scheduled Activity (UDA)

Month	2018	2019
April	2,035	2,487
May	5,072	6,249
June	7,221	8,848
July	10,753	12,903
August	12,947	15,401
September	15,321	18,015
October	18,169	20,813
November	21,030	23,654
December	23,465	26,332
January	25,883	
February	29,338	
March	32,231	
April	33,096	
May	33,272	
June	33,343	

QUALITY

	Quantity	Base Number	Contract	AT	Region	England
% of FP17s for the same patient ID Re-attending within 3 months - Children	306	4,423	6.9%	9.5%	12.3%	11.8%
% of FP17s for the same patient ID Re-attending within 3 months - Adults	1,394	9,928	14.0%	12.8%	15.8%	15.6%
% of FP17s for the same patient ID Re-attending between 3 & 9 months - Children	2,592	4,423	58.6%	62.9%	60.1%	58.8%
% of FP17s for the same patient ID Re-attending between 3 & 9 months - Adults	5,797	9,928	58.4%	54.6%	53.3%	51.0%
% of FP17s for Band 1 Urgent Courses	1,283	13,786	9.3%	7.5%	9.0%	9.0%
% of FP17s Relating to Free Repair or Replacements	77	13,786	0.6%	0.9%	1.0%	0.8%
% of FP17s Relating to Continuations	10	13,786	0.1%	0.9%	1.0%	0.9%
% of Patients satisfied with the dentistry they have received	3	3	N/A	93.6%	93.8%	93.2%
% of Patients satisfied with the time they had to wait for an appointment	3	3	N/A	89.5%	89.4%	88.3%

* This is based on patients treated on this contract for their most recent course of treatment. Figures in italics indicate the base number of FP17s or Patient Questionnaire responses are less than 100. N/A is shown where the base number of responses is less than 10 during the period. % is calculated as Quantity/Base number*100

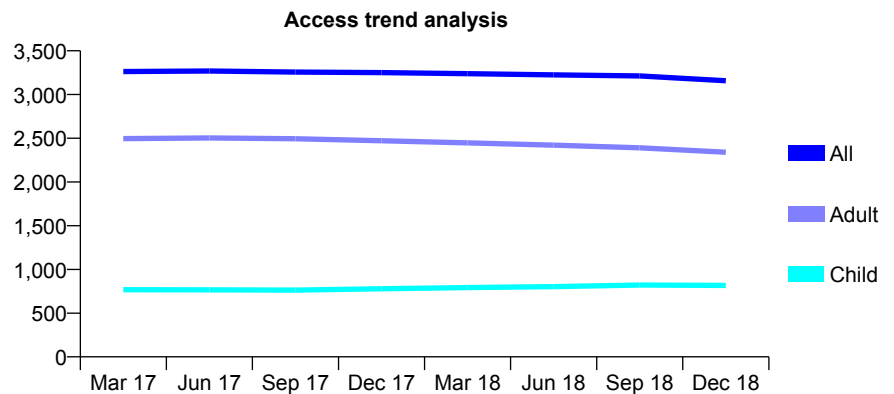
Q50 - Vital Signs At a Glance Contract Report for 108731/0001 - December 2018

Name or company name	Elmet Dental Care
Contract type name	GDS Contract
Purpose of contract	General
Contract start date	01/04/2006
Contract end date	

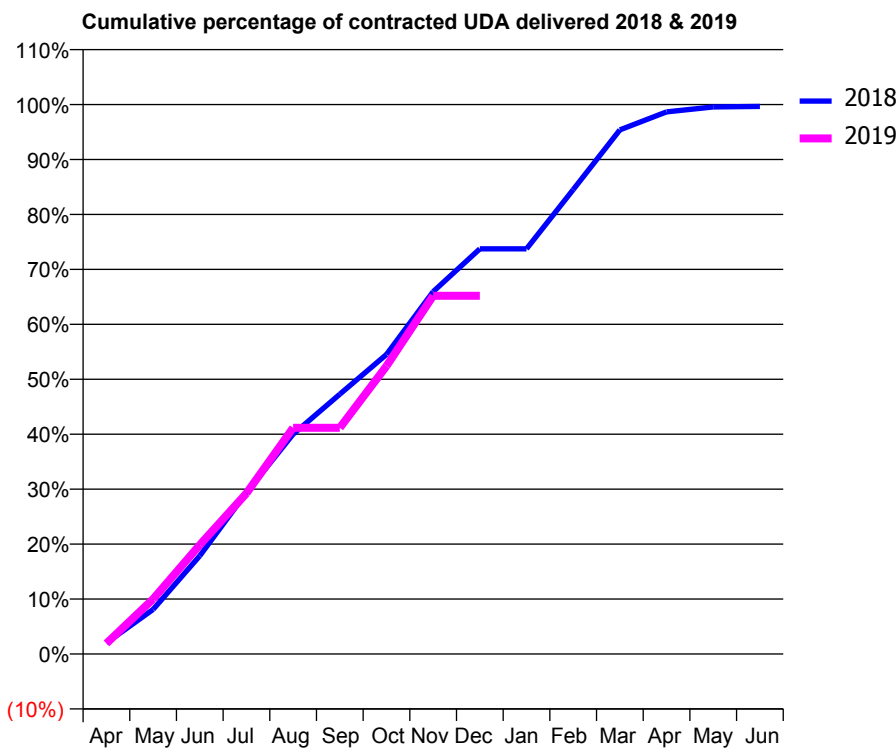
18/19 Contracted general activity (UDA)	7,506
Carry forward general activity (UDA)	-26
18/19 Contracted orthodontic activity (UOA)	0
Carry forward orthodontic activity (UOA)	0
Baseline contract value	£233,014.40

ACCESS*

Patients seen in 24 months	Total	Change since previous quarter
Quarter ending December 2017	3,250	
Quarter ending March 2018	3,239	→
Quarter ending June 2018	3,224	→
Quarter ending September 2018	3,213	→
Quarter ending December 2018	3,157	↓
Variance since December 2017	(2.9%)	↓



ACTIVITY



Month	Adjusted Scheduled Activity (UDA)	
	2018	2019
April	151	145
May	610	752
June	1,342	1,491
July	2,204	2,195
August	3,003	3,090
September	3,550	3,090
October	4,091	3,934
November	4,949	4,894
December	5,535	4,894
January	5,535	
February	6,344	
March	7,160	
April	7,405	
May	7,472	
June	7,480	

QUALITY

	Quantity	Base Number	Contract	AT	Region	England
% of FP17s for the same patient ID Re-attending within 3 months - Children	53	907	5.8%	9.5%	12.3%	11.8%
% of FP17s for the same patient ID Re-attending within 3 months - Adults	177	2,252	7.9%	12.8%	15.8%	15.6%
% of FP17s for the same patient ID Re-attending between 3 & 9 months - Children	600	907	66.2%	62.9%	60.1%	58.8%
% of FP17s for the same patient ID Re-attending between 3 & 9 months - Adults	1,451	2,252	64.4%	54.6%	53.3%	51.0%
% of FP17s for Band 1 Urgent Courses	92	2,933	3.1%	7.5%	9.0%	9.0%
% of FP17s Relating to Free Repair or Replacements	16	2,933	0.5%	0.9%	1.0%	0.8%
% of FP17s Relating to Continuations	14	2,933	0.5%	0.9%	1.0%	0.9%
% of Patients satisfied with the dentistry they have received	0	0	N/A	93.6%	93.8%	93.2%
% of Patients satisfied with the time they had to wait for an appointment	0	0	N/A	89.5%	89.4%	88.3%

* This is based on patients treated on this contract for their most recent course of treatment. Figures in italics indicate the base number of FP17s or Patient Questionnaire responses are less than 100. N/A is shown where the base number of responses is less than 10 during the period. % is calculated as Quantity/Base number*100

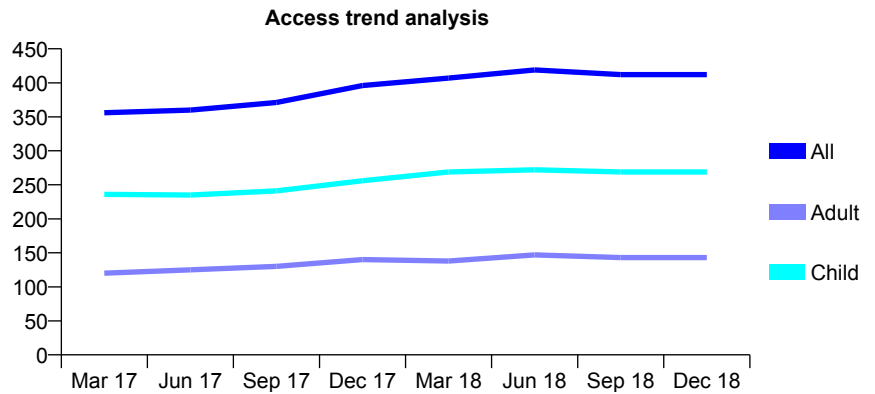
Q50 - Vital Signs At a Glance Contract Report for 110310/0001 - December 2018

Name or company name	Brown-Craven Limited
Contract type name	GDS Contract
Purpose of contract	General
Contract start date	01/01/2013
Contract end date	

18/19 Contracted general activity (UDA)	861
Carry forward general activity (UDA)	0
18/19 Contracted orthodontic activity (UOA)	0
Carry forward orthodontic activity (UOA)	0
Baseline contract value	£23,118.00

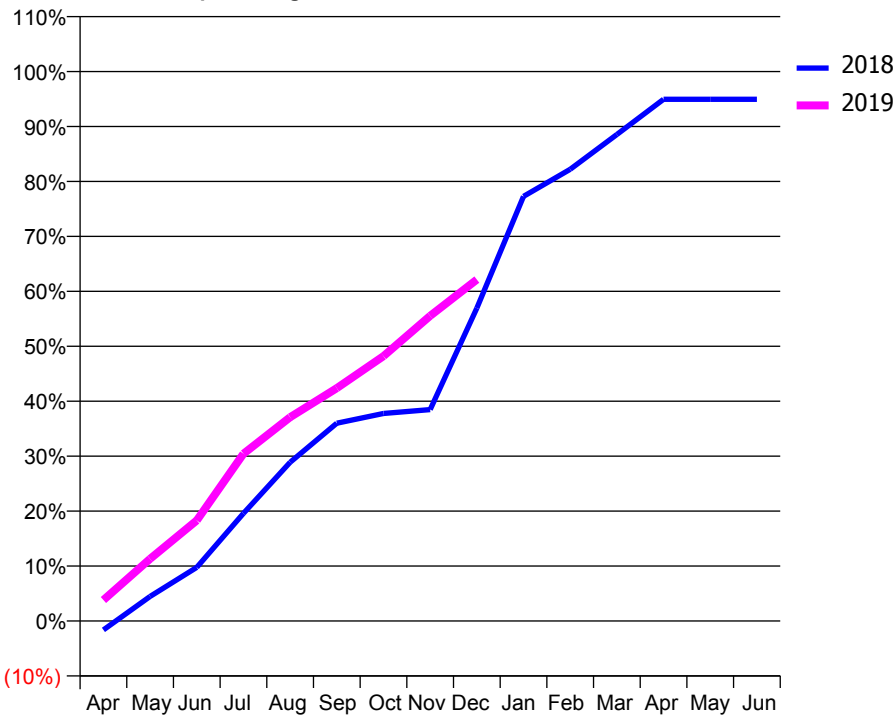
ACCESS*

Patients seen in 24 months	Total	Change since previous quarter
Quarter ending December 2017	396	
Quarter ending March 2018	407	↑
Quarter ending June 2018	419	↑
Quarter ending September 2018	412	↓
Quarter ending December 2018	412	→
Variance since December 2017	4.0%	↑



ACTIVITY

Cumulative percentage of contracted UDA delivered 2018 & 2019



Month	Adjusted Scheduled Activity (UDA)	
	2018	2019
April	-14	33
May	39	97
June	84	158
July	169	262
August	249	319
September	310	365
October	325	415
November	331	478
December	490	535
January	665	
February	708	
March	762	
April	817	
May	817	
June	817	

QUALITY

	Quantity	Base Number	Contract	AT	Region	England
% of FP17s for the same patient ID Re-attending within 3 months - Children	19	354	5.4%	9.5%	12.3%	11.8%
% of FP17s for the same patient ID Re-attending within 3 months - Adults	7	106	6.6%	12.8%	15.8%	15.6%
% of FP17s for the same patient ID Re-attending between 3 & 9 months - Children	267	354	75.4%	62.9%	60.1%	58.8%
% of FP17s for the same patient ID Re-attending between 3 & 9 months - Adults	68	106	64.2%	54.6%	53.3%	51.0%
% of FP17s for Band 1 Urgent Courses	16	422	3.8%	7.5%	9.0%	9.0%
% of FP17s Relating to Free Repair or Replacements	1	422	0.2%	0.9%	1.0%	0.8%
% of FP17s Relating to Continuations	0	422	0.0%	0.9%	1.0%	0.9%
% of Patients satisfied with the dentistry they have received	0	0	N/A	93.6%	93.8%	93.2%
% of Patients satisfied with the time they had to wait for an appointment	0	0	N/A	89.5%	89.4%	88.3%

* This is based on patients treated on this contract for their most recent course of treatment. Figures in italics indicate the base number of FP17s or Patient Questionnaire responses are less than 100. N/A is shown where the base number of responses is less than 10 during the period. % is calculated as Quantity/Base number*100

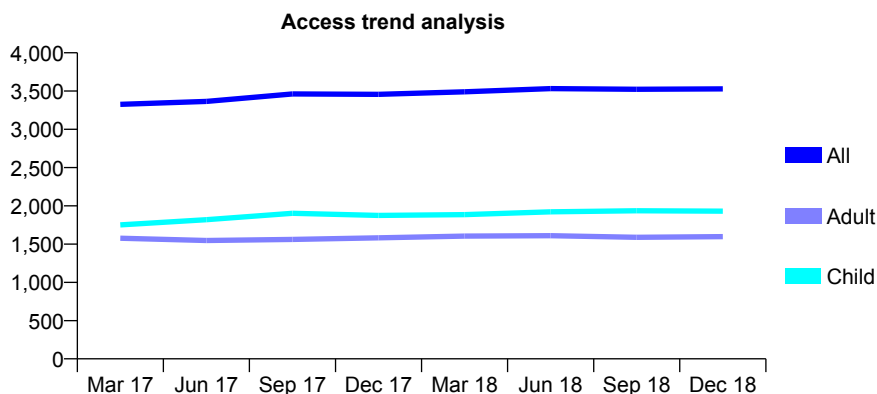
Q50 - Vital Signs At a Glance Contract Report for 114650/0002 - December 2018

Name or company name	Community Dental Clinic
Contract type name	PDS Contract
Purpose of contract	General and Orthodontic
Contract start date	01/05/2007
Contract end date	30/09/2023

18/19 Contracted general activity (UDA)	9,000
Carry forward general activity (UDA)	0
18/19 Contracted orthodontic activity (UOA)	158
Carry forward orthodontic activity (UOA)	0
Baseline contract value	£896,746.70

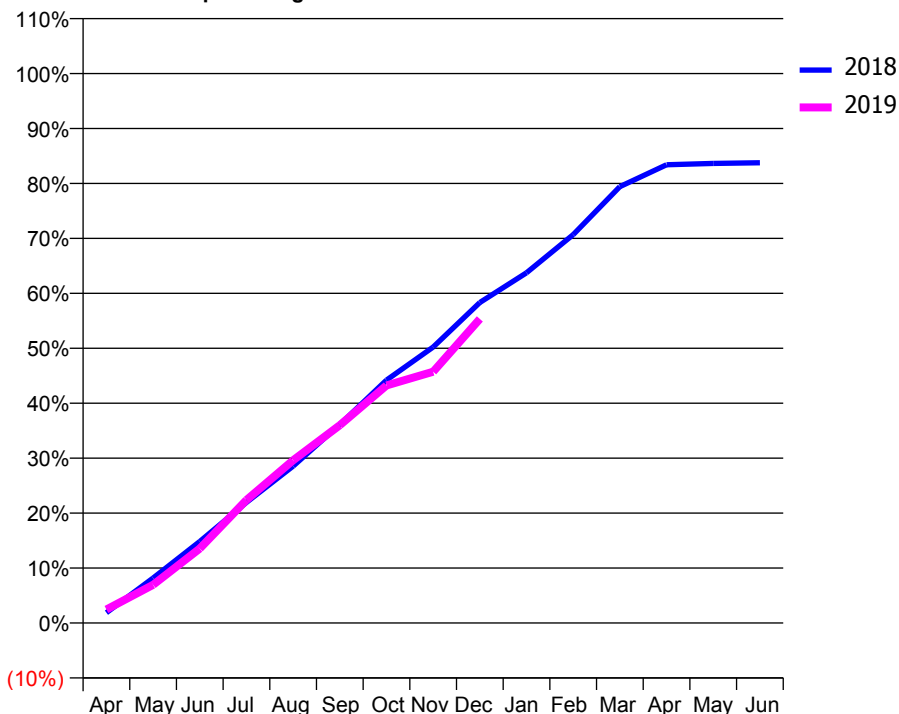
ACCESS*

Patients seen in 24 months	Total	Change since previous quarter
Quarter ending December 2017	3,457	
Quarter ending March 2018	3,490	→
Quarter ending June 2018	3,532	→
Quarter ending September 2018	3,523	→
Quarter ending December 2018	3,528	→
Variance since December 2017	2.1%	↑



ACTIVITY

Cumulative percentage of contracted UDA delivered 2018 & 2019



Month	Adjusted Scheduled Activity (UDA)	
	2018	2019
April	169	221
May	737	626
June	1,336	1,220
July	1,975	2,016
August	2,570	2,665
September	3,251	3,241
October	3,979	3,890
November	4,519	4,116
December	5,249	4,980
January	5,736	
February	6,361	
March	7,147	
April	7,506	
May	7,527	
June	7,537	

QUALITY

	Quantity	Base Number	Contract	AT	Region	England
% of FP17s for the same patient ID Re-attending within 3 months - Children	77	1,597	4.8%	9.5%	12.3%	11.8%
% of FP17s for the same patient ID Re-attending within 3 months - Adults	134	1,071	12.5%	12.8%	15.8%	15.6%
% of FP17s for the same patient ID Re-attending between 3 & 9 months - Children	444	1,597	27.8%	62.9%	60.1%	58.8%
% of FP17s for the same patient ID Re-attending between 3 & 9 months - Adults	340	1,071	31.7%	54.6%	53.3%	51.0%
% of FP17s for Band 1 Urgent Courses	66	2,363	2.8%	7.5%	9.0%	9.0%
% of FP17s Relating to Free Repair or Replacements	9	2,363	0.4%	0.9%	1.0%	0.8%
% of FP17s Relating to Continuations	10	2,363	0.4%	0.9%	1.0%	0.9%
% of Patients satisfied with the dentistry they have received	1	1	N/A	93.6%	93.8%	93.2%
% of Patients satisfied with the time they had to wait for an appointment	1	1	N/A	89.5%	89.4%	88.3%

* This is based on patients treated on this contract for their most recent course of treatment. Figures in italics indicate the base number of FP17s or Patient Questionnaire responses are less than 100. N/A is shown where the base number of responses is less than 10 during the period. % is calculated as Quantity/Base number*100

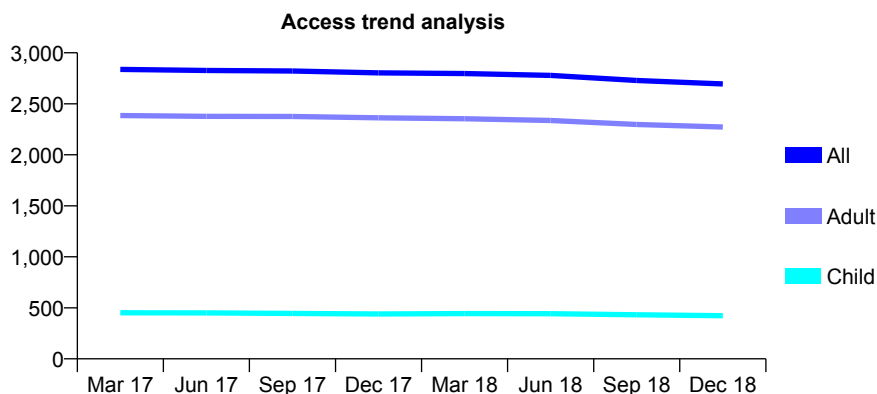
Q50 - Vital Signs At a Glance Contract Report for 115339/0001 - December 2018

Name or company name	Bondgate Dental Practice
Contract type name	GDS Contract
Purpose of contract	General and Orthodontic
Contract start date	01/03/2015
Contract end date	

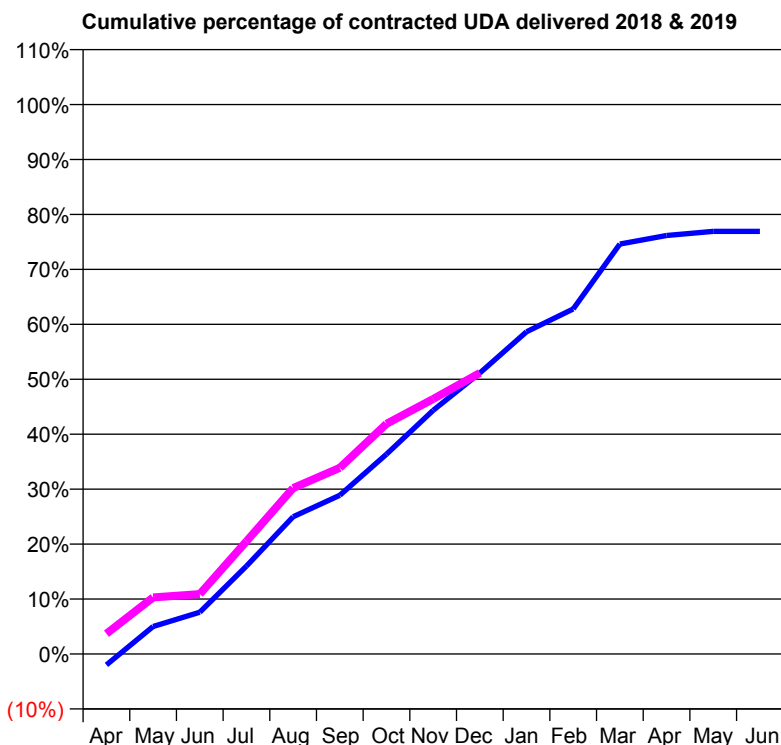
18/19 Contracted general activity (UDA)	9,998
Carry forward general activity (UDA)	0
18/19 Contracted orthodontic activity (UOA)	228
Carry forward orthodontic activity (UOA)	0
Baseline contract value	£267,346.19

ACCESS*

Patients seen in 24 months	Total	Change since previous quarter
Quarter ending December 2017	2,803	
Quarter ending March 2018	2,797	→
Quarter ending June 2018	2,779	→
Quarter ending September 2018	2,729	↓
Quarter ending December 2018	2,695	↓
Variance since December 2017	(3.9%)	↓



ACTIVITY



Month	Adjusted Scheduled Activity (UDA)	
	2018	2019
April	-201	371
May	502	1,029
June	760	1,090
July	1,600	2,052
August	2,499	3,019
September	2,888	3,389
October	3,635	4,190
November	4,434	4,639
December	5,113	5,113
January	5,863	
February	6,278	
March	7,460	
April	7,616	
May	7,690	
June	7,690	

QUALITY

	Quantity	Base Number	Contract	AT	Region	England
% of FP17s for the same patient ID Re-attending within 3 months - Children	28	478	5.9%	9.5%	12.3%	11.8%
% of FP17s for the same patient ID Re-attending within 3 months - Adults	420	2,478	16.9%	12.8%	15.8%	15.6%
% of FP17s for the same patient ID Re-attending between 3 & 9 months - Children	327	478	68.4%	62.9%	60.1%	58.8%
% of FP17s for the same patient ID Re-attending between 3 & 9 months - Adults	1,269	2,478	51.2%	54.6%	53.3%	51.0%
% of FP17s for Band 1 Urgent Courses	220	2,803	7.8%	7.5%	9.0%	9.0%
% of FP17s Relating to Free Repair or Replacements	31	2,803	1.1%	0.9%	1.0%	0.8%
% of FP17s Relating to Continuations	89	2,803	3.2%	0.9%	1.0%	0.9%
% of Patients satisfied with the dentistry they have received	2	2	N/A	93.6%	93.8%	93.2%
% of Patients satisfied with the time they had to wait for an appointment	1	2	N/A	89.5%	89.4%	88.3%

* This is based on patients treated on this contract for their most recent course of treatment. Figures in italics indicate the base number of FP17s or Patient Questionnaire responses are less than 100. N/A is shown where the base number of responses is less than 10 during the period. % is calculated as Quantity/Base number*100

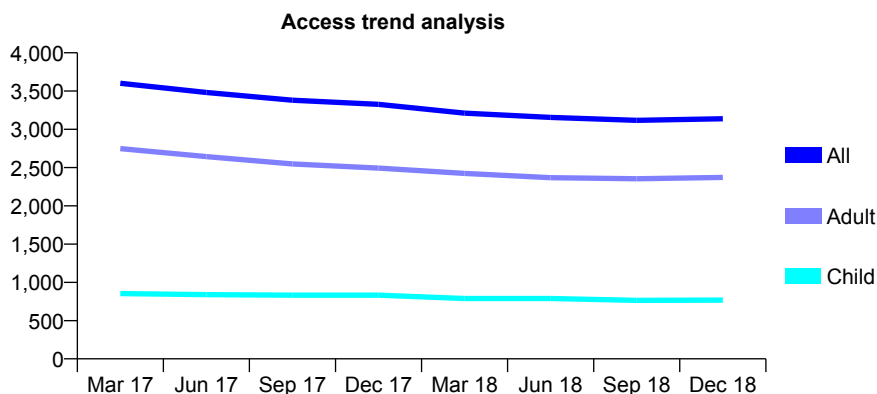
Q50 - Vital Signs At a Glance Contract Report for 118060/0010 - December 2018

Name or company name	Genix Healthcare Ltd
Contract type name	GDS Contract
Purpose of contract	General
Contract start date	01/01/2007
Contract end date	

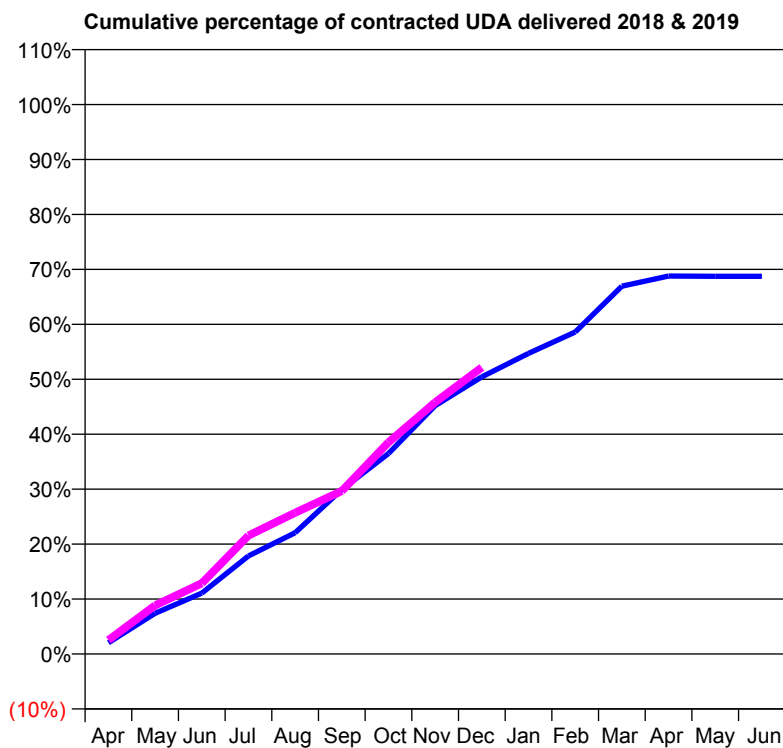
18/19 Contracted general activity (UDA)	13,715
Carry forward general activity (UDA)	0
18/19 Contracted orthodontic activity (UOA)	0
Carry forward orthodontic activity (UOA)	0
Baseline contract value	£387,463.22

ACCESS*

Patients seen in 24 months	Total	Change since previous quarter
Quarter ending December 2017	3,326	
Quarter ending March 2018	3,212	↓
Quarter ending June 2018	3,155	↓
Quarter ending September 2018	3,118	↓
Quarter ending December 2018	3,138	→
Variance since December 2017	(5.7%)	↓



ACTIVITY



Month	Adjusted Scheduled Activity (UDA)	
	2018	2019
April	282	348
May	1,016	1,214
June	1,519	1,766
July	2,449	2,958
August	3,027	3,525
September	4,106	4,069
October	5,004	5,283
November	6,197	6,282
December	6,919	7,154
January	7,505	
February	8,037	
March	9,179	
April	9,434	
May	9,426	
June	9,426	

QUALITY

	Quantity	Base Number	Contract	AT	Region	England
% of FP17s for the same patient ID Re-attending within 3 months - Children	84	796	10.6%	9.5%	12.3%	11.8%
% of FP17s for the same patient ID Re-attending within 3 months - Adults	346	2,398	14.4%	12.8%	15.8%	15.6%
% of FP17s for the same patient ID Re-attending between 3 & 9 months - Children	455	796	57.2%	62.9%	60.1%	58.8%
% of FP17s for the same patient ID Re-attending between 3 & 9 months - Adults	1,349	2,398	56.3%	54.6%	53.3%	51.0%
% of FP17s for Band 1 Urgent Courses	285	3,073	9.3%	7.5%	9.0%	9.0%
% of FP17s Relating to Free Repair or Replacements	32	3,073	1.0%	0.9%	1.0%	0.8%
% of FP17s Relating to Continuations	14	3,073	0.5%	0.9%	1.0%	0.9%
% of Patients satisfied with the dentistry they have received	0	0	N/A	93.6%	93.8%	93.2%
% of Patients satisfied with the time they had to wait for an appointment	0	0	N/A	89.5%	89.4%	88.3%

* This is based on patients treated on this contract for their most recent course of treatment. Figures in italics indicate the base number of FP17s or Patient Questionnaire responses are less than 100. N/A is shown where the base number of responses is less than 10 during the period. % is calculated as Quantity/Base number*100

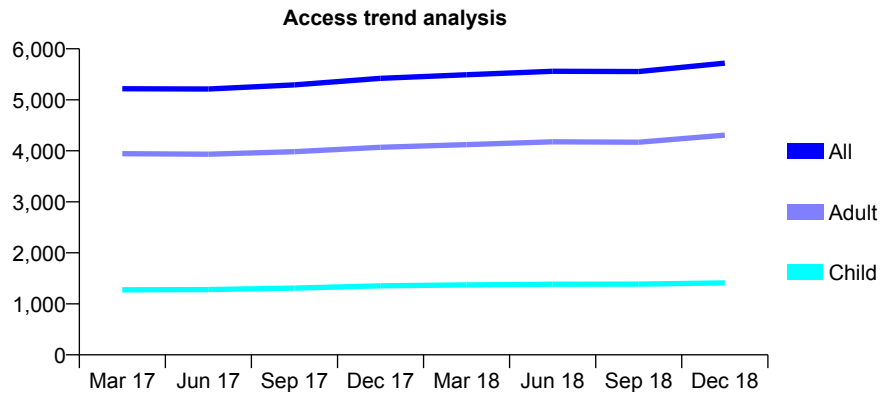
Q50 - Vital Signs At a Glance Contract Report for 118060/0017 - December 2018

Name or company name	Genix Healthcare Ltd
Contract type name	GDS Contract
Purpose of contract	General
Contract start date	01/10/2009
Contract end date	

18/19 Contracted general activity (UDA)	15,000
Carry forward general activity (UDA)	524
18/19 Contracted orthodontic activity (UOA)	0
Carry forward orthodontic activity (UOA)	0
Baseline contract value	£397,516.70

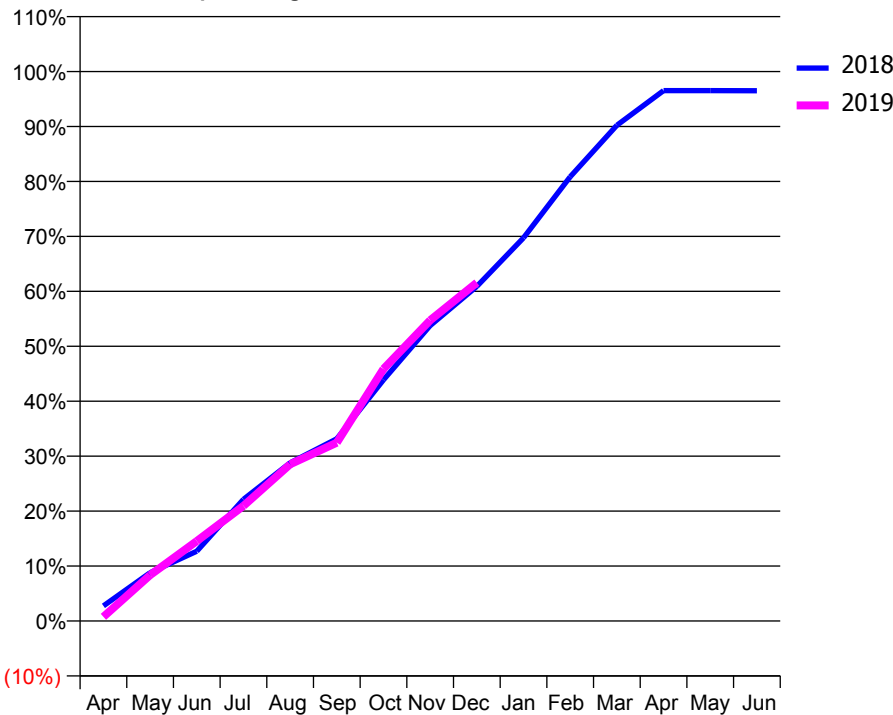
ACCESS*

Patients seen in 24 months	Total	Change since previous quarter
Quarter ending December 2017	5,421	
Quarter ending March 2018	5,492	→
Quarter ending June 2018	5,560	→
Quarter ending September 2018	5,555	→
Quarter ending December 2018	5,719	↑
Variance since December 2017	5.5%	↑



ACTIVITY

Cumulative percentage of contracted UDA delivered 2018 & 2019



Month	Adjusted Scheduled Activity (UDA)	
	2018	2019
April	412	116
May	1,320	1,253
June	1,904	2,184
July	3,321	3,145
August	4,319	4,279
September	4,975	4,869
October	6,581	6,882
November	8,065	8,209
December	9,134	9,236
January	10,459	
February	12,125	
March	13,533	
April	14,477	
May	14,478	
June	14,476	

QUALITY

	Quantity	Base Number	Contract	AT	Region	England
% of FP17s for the same patient ID Re-attending within 3 months - Children	100	1,622	6.2%	9.5%	12.3%	11.8%
% of FP17s for the same patient ID Re-attending within 3 months - Adults	482	4,484	10.7%	12.8%	15.8%	15.6%
% of FP17s for the same patient ID Re-attending between 3 & 9 months - Children	1,082	1,622	66.7%	62.9%	60.1%	58.8%
% of FP17s for the same patient ID Re-attending between 3 & 9 months - Adults	2,708	4,484	60.4%	54.6%	53.3%	51.0%
% of FP17s for Band 1 Urgent Courses	357	5,636	6.3%	7.5%	9.0%	9.0%
% of FP17s Relating to Free Repair or Replacements	40	5,636	0.7%	0.9%	1.0%	0.8%
% of FP17s Relating to Continuations	22	5,636	0.4%	0.9%	1.0%	0.9%
% of Patients satisfied with the dentistry they have received	1	1	N/A	93.6%	93.8%	93.2%
% of Patients satisfied with the time they had to wait for an appointment	1	1	N/A	89.5%	89.4%	88.3%

* This is based on patients treated on this contract for their most recent course of treatment. Figures in italics indicate the base number of FP17s or Patient Questionnaire responses are less than 100. N/A is shown where the base number of responses is less than 10 during the period. % is calculated as Quantity/Base number*100

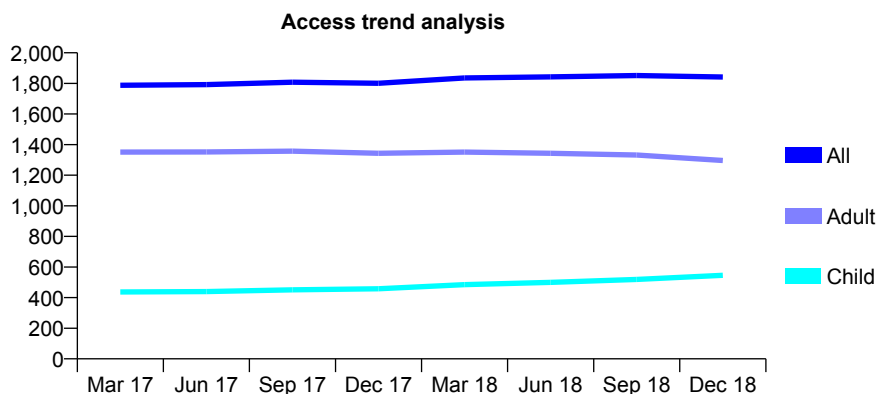
Q50 - Vital Signs At a Glance Contract Report for 120642/0001 - December 2018

Name or company name	Grimsby Dental Care
Contract type name	GDS Contract
Purpose of contract	General
Contract start date	01/02/2014
Contract end date	

18/19 Contracted general activity (UDA)	5,005
Carry forward general activity (UDA)	-14
18/19 Contracted orthodontic activity (UOA)	0
Carry forward orthodontic activity (UOA)	0
Baseline contract value	£160,690.73

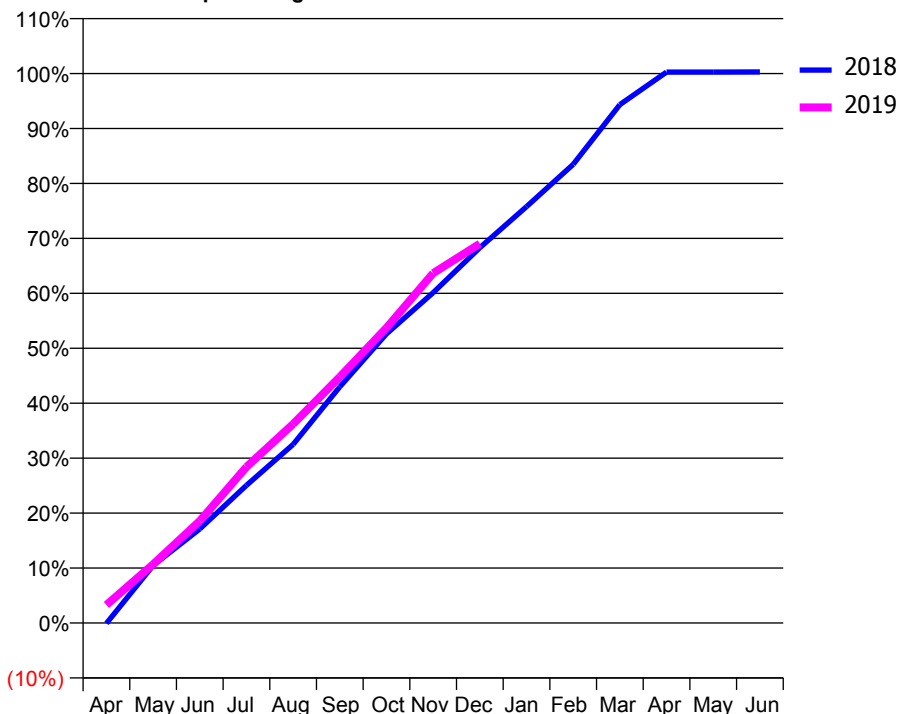
ACCESS*

Patients seen in 24 months	Total	Change since previous quarter
Quarter ending December 2017	1,801	
Quarter ending March 2018	1,836	→
Quarter ending June 2018	1,843	→
Quarter ending September 2018	1,851	→
Quarter ending December 2018	1,842	→
Variance since December 2017	2.3%	↑



ACTIVITY

Cumulative percentage of contracted UDA delivered 2018 & 2019



Month	Adjusted Scheduled Activity (UDA)	
	2018	2019
April	-4	164
May	524	535
June	857	930
July	1,254	1,422
August	1,627	1,813
September	2,151	2,242
October	2,634	2,688
November	3,009	3,186
December	3,419	3,455
January	3,792	
February	4,177	
March	4,722	
April	5,018	
May	5,018	
June	5,019	

QUALITY

	Quantity	Base Number	Contract	AT	Region	England
% of FP17s for the same patient ID Re-attending within 3 months - Children	24	650	3.7%	9.5%	12.3%	11.8%
% of FP17s for the same patient ID Re-attending within 3 months - Adults	169	1,583	10.7%	12.8%	15.8%	15.6%
% of FP17s for the same patient ID Re-attending between 3 & 9 months - Children	435	650	66.9%	62.9%	60.1%	58.8%
% of FP17s for the same patient ID Re-attending between 3 & 9 months - Adults	1,084	1,583	68.5%	54.6%	53.3%	51.0%
% of FP17s for Band 1 Urgent Courses	89	2,068	4.3%	7.5%	9.0%	9.0%
% of FP17s Relating to Free Repair or Replacements	13	2,068	0.6%	0.9%	1.0%	0.8%
% of FP17s Relating to Continuations	37	2,068	1.8%	0.9%	1.0%	0.9%
% of Patients satisfied with the dentistry they have received	1	1	N/A	93.6%	93.8%	93.2%
% of Patients satisfied with the time they had to wait for an appointment	1	1	N/A	89.5%	89.4%	88.3%

* This is based on patients treated on this contract for their most recent course of treatment. Figures in italics indicate the base number of FP17s or Patient Questionnaire responses are less than 100. N/A is shown where the base number of responses is less than 10 during the period. % is calculated as Quantity/Base number*100

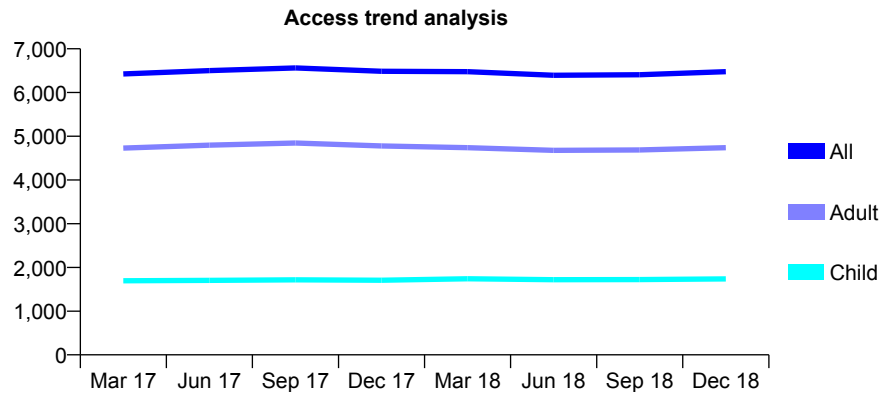
Q50 - Vital Signs At a Glance Contract Report for 121010/0001 - December 2018

Name or company name	Clifton Moor Dental Centre
Contract type name	GDS Contract
Purpose of contract	General
Contract start date	01/02/2014
Contract end date	

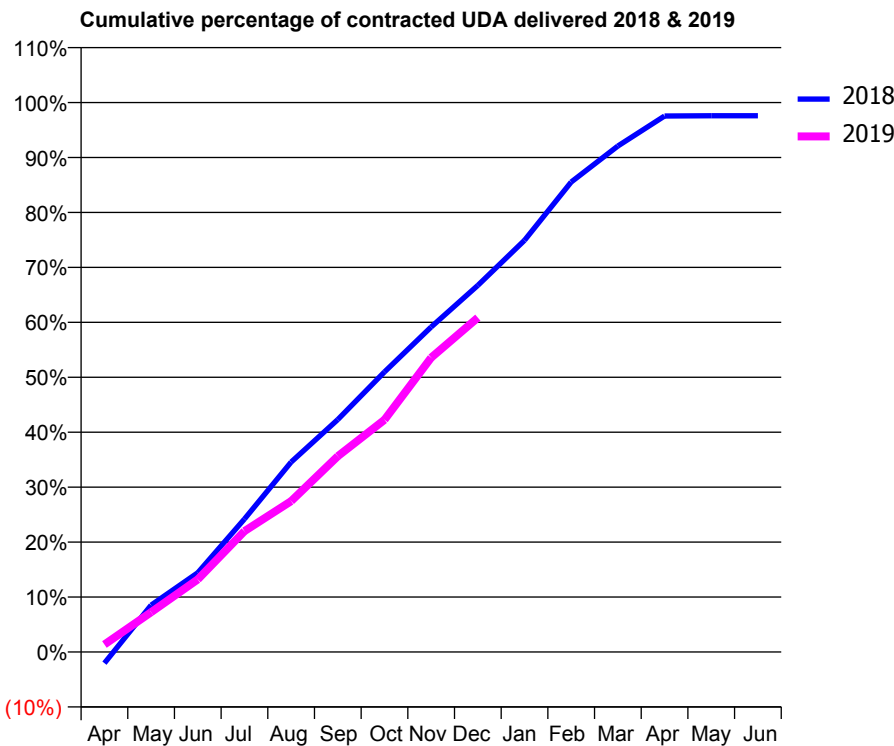
18/19 Contracted general activity (UDA)	19,203
Carry forward general activity (UDA)	465
18/19 Contracted orthodontic activity (UOA)	0
Carry forward orthodontic activity (UOA)	0
Baseline contract value	£570,579.87

ACCESS*

Patients seen in 24 months	Total	Change since previous quarter
Quarter ending December 2017	6,485	
Quarter ending March 2018	6,476	→
Quarter ending June 2018	6,396	↓
Quarter ending September 2018	6,408	→
Quarter ending December 2018	6,477	→
Variance since December 2017	(0.1%)	→



ACTIVITY



Month	Adjusted Scheduled Activity (UDA)	
	2018	2019
April	-393	263
May	1,639	1,391
June	2,771	2,538
July	4,650	4,223
August	6,639	5,271
September	8,123	6,844
October	9,789	8,114
November	11,360	10,286
December	12,813	11,687
January	14,390	
February	16,426	
March	17,684	
April	18,733	
May	18,739	
June	18,738	

QUALITY

	Quantity	Base Number	Contract	AT	Region	England
% of FP17s for the same patient ID Re-attending within 3 months - Children	157	2,189	7.2%	9.5%	12.3%	11.8%
% of FP17s for the same patient ID Re-attending within 3 months - Adults	747	5,345	14.0%	12.8%	15.8%	15.6%
% of FP17s for the same patient ID Re-attending between 3 & 9 months - Children	1,657	2,189	75.7%	62.9%	60.1%	58.8%
% of FP17s for the same patient ID Re-attending between 3 & 9 months - Adults	3,219	5,345	60.2%	54.6%	53.3%	51.0%
% of FP17s for Band 1 Urgent Courses	569	6,948	8.2%	7.5%	9.0%	9.0%
% of FP17s Relating to Free Repair or Replacements	64	6,948	0.9%	0.9%	1.0%	0.8%
% of FP17s Relating to Continuations	10	6,948	0.1%	0.9%	1.0%	0.9%
% of Patients satisfied with the dentistry they have received	0	1	N/A	93.6%	93.8%	93.2%
% of Patients satisfied with the time they had to wait for an appointment	0	1	N/A	89.5%	89.4%	88.3%

* This is based on patients treated on this contract for their most recent course of treatment. Figures in italics indicate the base number of FP17s or Patient Questionnaire responses are less than 100. N/A is shown where the base number of responses is less than 10 during the period. % is calculated as Quantity/Base number*100

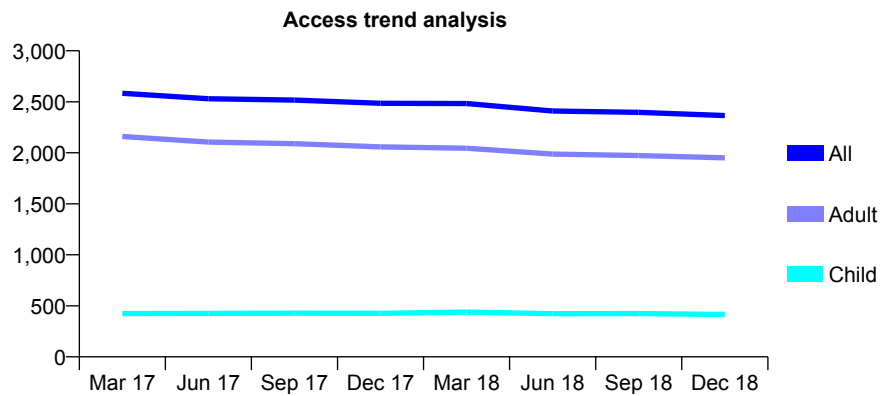
Q50 - Vital Signs At a Glance Contract Report for 121126/0001 - December 2018

Name or company name	Yorkshire Dental Practice
Contract type name	GDS Contract
Purpose of contract	General
Contract start date	01/10/2012
Contract end date	

18/19 Contracted general activity (UDA)	7,600
Carry forward general activity (UDA)	170
18/19 Contracted orthodontic activity (UOA)	0
Carry forward orthodontic activity (UOA)	0
Baseline contract value	£180,952.63

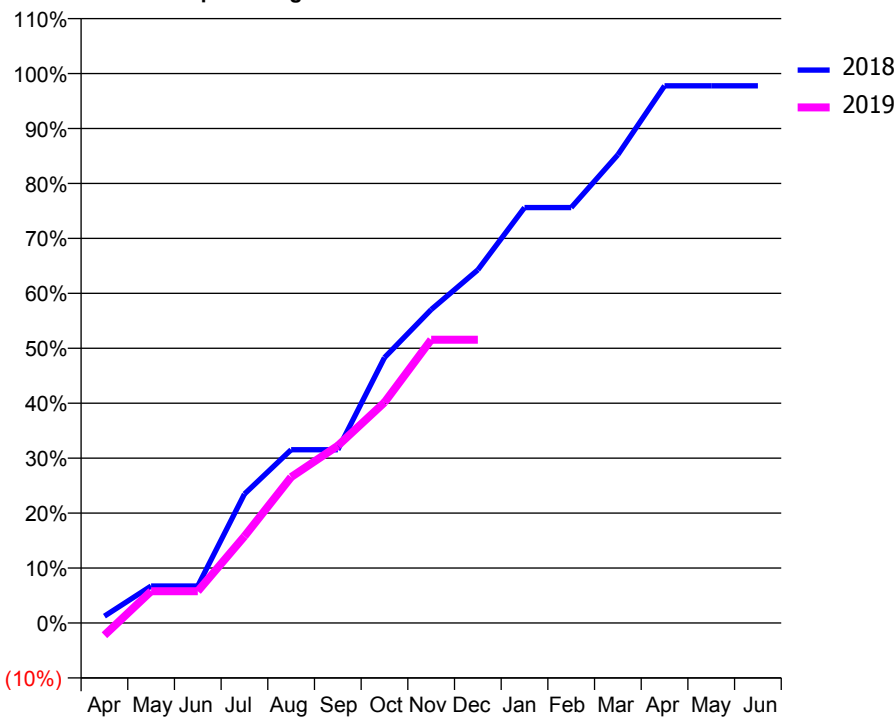
ACCESS*

Patients seen in 24 months	Total	Change since previous quarter
Quarter ending December 2017	2,485	
Quarter ending March 2018	2,483	→
Quarter ending June 2018	2,410	↓
Quarter ending September 2018	2,397	→
Quarter ending December 2018	2,366	↓
Variance since December 2017	(4.8%)	↓



ACTIVITY

Cumulative percentage of contracted UDA delivered 2018 & 2019



Month	Adjusted Scheduled Activity (UDA)	
	2018	2019
April	95	-170
May	512	441
June	512	441
July	1,784	1,199
August	2,396	2,018
September	2,396	2,452
October	3,671	3,052
November	4,334	3,918
December	4,884	3,918
January	5,747	
February	5,747	
March	6,476	
April	7,430	
May	7,430	
June	7,430	

QUALITY

	Quantity	Base Number	Contract	AT	Region	England
% of FP17s for the same patient ID Re-attending within 3 months - Children	26	453	5.7%	9.5%	12.3%	11.8%
% of FP17s for the same patient ID Re-attending within 3 months - Adults	181	2,249	8.0%	12.8%	15.8%	15.6%
% of FP17s for the same patient ID Re-attending between 3 & 9 months - Children	325	453	71.7%	62.9%	60.1%	58.8%
% of FP17s for the same patient ID Re-attending between 3 & 9 months - Adults	1,652	2,249	73.5%	54.6%	53.3%	51.0%
% of FP17s for Band 1 Urgent Courses	129	2,273	5.7%	7.5%	9.0%	9.0%
% of FP17s Relating to Free Repair or Replacements	1	2,273	0.0%	0.9%	1.0%	0.8%
% of FP17s Relating to Continuations	2	2,273	0.1%	0.9%	1.0%	0.9%
% of Patients satisfied with the dentistry they have received	6	6	N/A	93.6%	93.8%	93.2%
% of Patients satisfied with the time they had to wait for an appointment	5	6	N/A	89.5%	89.4%	88.3%

* This is based on patients treated on this contract for their most recent course of treatment. Figures in italics indicate the base number of FP17s or Patient Questionnaire responses are less than 100. N/A is shown where the base number of responses is less than 10 during the period. % is calculated as Quantity/Base number*100

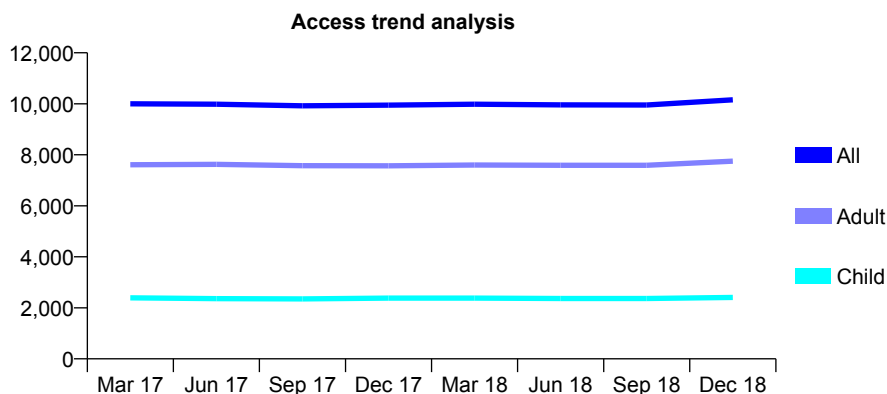
Q50 - Vital Signs At a Glance Contract Report for 121517/0001 - December 2018

Name or company name	K L DOBBS
Contract type name	GDS Contract
Purpose of contract	General and Orthodontic
Contract start date	01/11/2014
Contract end date	

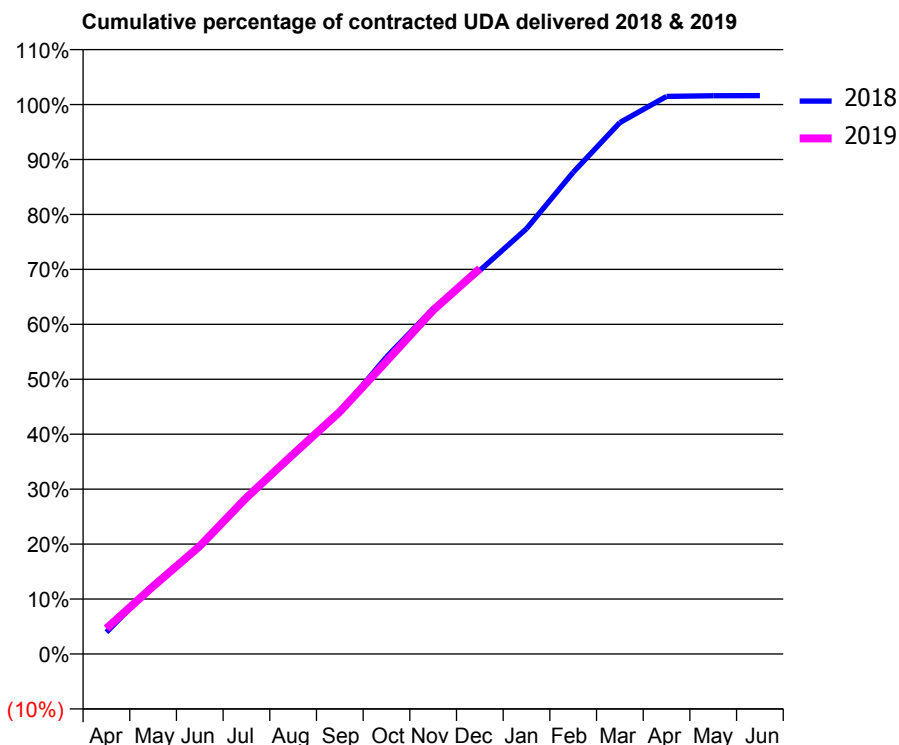
18/19 Contracted general activity (UDA)	27,495
Carry forward general activity (UDA)	-442
18/19 Contracted orthodontic activity (UOA)	87
Carry forward orthodontic activity (UOA)	0
Baseline contract value	£1,031,254.04

ACCESS*

Patients seen in 24 months	Total	Change since previous quarter
Quarter ending December 2017	9,949	
Quarter ending March 2018	9,983	→
Quarter ending June 2018	9,958	→
Quarter ending September 2018	9,952	→
Quarter ending December 2018	10,159	↑
Variance since December 2017	2.1%	↑



ACTIVITY



Month	Adjusted Scheduled Activity (UDA)	
	2018	2019
April	1,094	1,281
May	3,457	3,386
June	5,338	5,399
July	7,841	7,825
August	9,918	9,998
September	12,093	12,122
October	14,862	14,647
November	17,275	17,205
December	19,196	19,285
January	21,283	
February	24,104	
March	26,595	
April	27,899	
May	27,933	
June	27,937	

QUALITY

	Quantity	Base Number	Contract	AT	Region	England
% of FP17s for the same patient ID Re-attending within 3 months - Children	149	2,224	6.7%	9.5%	12.3%	11.8%
% of FP17s for the same patient ID Re-attending within 3 months - Adults	749	6,281	11.9%	12.8%	15.8%	15.6%
% of FP17s for the same patient ID Re-attending between 3 & 9 months - Children	784	2,224	35.3%	62.9%	60.1%	58.8%
% of FP17s for the same patient ID Re-attending between 3 & 9 months - Adults	2,117	6,281	33.7%	54.6%	53.3%	51.0%
% of FP17s for Band 1 Urgent Courses	783	8,065	9.7%	7.5%	9.0%	9.0%
% of FP17s Relating to Free Repair or Replacements	59	8,065	0.7%	0.9%	1.0%	0.8%
% of FP17s Relating to Continuations	158	8,065	2.0%	0.9%	1.0%	0.9%
% of Patients satisfied with the dentistry they have received	6	6	N/A	93.6%	93.8%	93.2%
% of Patients satisfied with the time they had to wait for an appointment	6	6	N/A	89.5%	89.4%	88.3%

* This is based on patients treated on this contract for their most recent course of treatment. Figures in italics indicate the base number of FP17s or Patient Questionnaire responses are less than 100. N/A is shown where the base number of responses is less than 10 during the period. % is calculated as Quantity/Base number*100

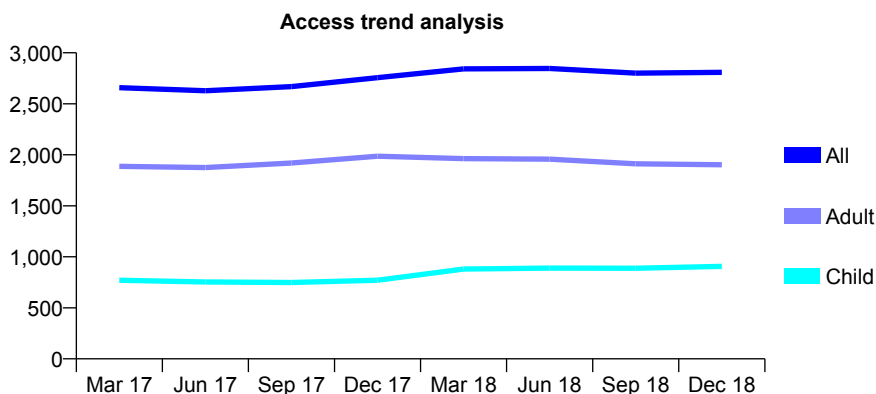
Q50 - Vital Signs At a Glance Contract Report for 121800/0001 - December 2018

Name or company name	Corner House Surgery
Contract type name	GDS Contract
Purpose of contract	General
Contract start date	01/04/2015
Contract end date	

18/19 Contracted general activity (UDA)	8,038
Carry forward general activity (UDA)	-60
18/19 Contracted orthodontic activity (UOA)	0
Carry forward orthodontic activity (UOA)	0
Baseline contract value	£349,771.24

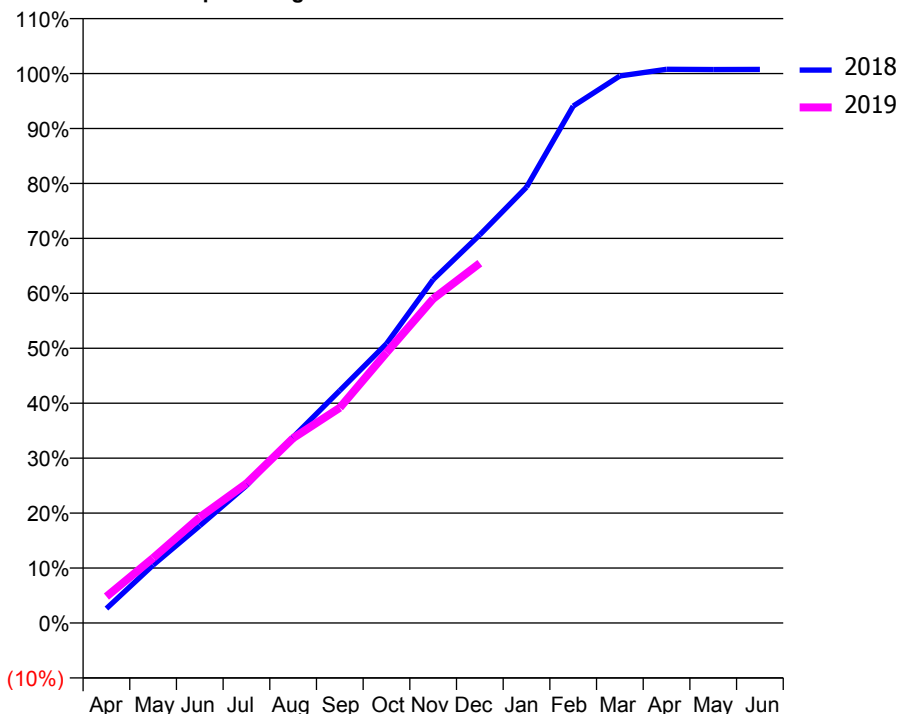
ACCESS*

Patients seen in 24 months	Total	Change since previous quarter
Quarter ending December 2017	2,756	
Quarter ending March 2018	2,843	↑
Quarter ending June 2018	2,847	→
Quarter ending September 2018	2,800	↓
Quarter ending December 2018	2,809	→
Variance since December 2017	1.9%	→



ACTIVITY

Cumulative percentage of contracted UDA delivered 2018 & 2019



Month	Adjusted Scheduled Activity (UDA)	
	2018	2019
April	213	388
May	848	950
June	1,422	1,548
July	2,010	2,041
August	2,720	2,704
September	3,400	3,149
October	4,086	3,955
November	5,023	4,744
December	5,680	5,263
January	6,375	
February	7,561	
March	8,002	
April	8,100	
May	8,097	
June	8,098	

QUALITY

	Quantity	Base Number	Contract	AT	Region	England
% of FP17s for the same patient ID Re-attending within 3 months - Children	92	1,098	8.4%	9.5%	12.3%	11.8%
% of FP17s for the same patient ID Re-attending within 3 months - Adults	254	2,066	12.3%	12.8%	15.8%	15.6%
% of FP17s for the same patient ID Re-attending between 3 & 9 months - Children	793	1,098	72.2%	62.9%	60.1%	58.8%
% of FP17s for the same patient ID Re-attending between 3 & 9 months - Adults	1,413	2,066	68.4%	54.6%	53.3%	51.0%
% of FP17s for Band 1 Urgent Courses	195	3,087	6.3%	7.5%	9.0%	9.0%
% of FP17s Relating to Free Repair or Replacements	23	3,087	0.7%	0.9%	1.0%	0.8%
% of FP17s Relating to Continuations	13	3,087	0.4%	0.9%	1.0%	0.9%
% of Patients satisfied with the dentistry they have received	1	2	N/A	93.6%	93.8%	93.2%
% of Patients satisfied with the time they had to wait for an appointment	1	2	N/A	89.5%	89.4%	88.3%

* This is based on patients treated on this contract for their most recent course of treatment. Figures in italics indicate the base number of FP17s or Patient Questionnaire responses are less than 100. N/A is shown where the base number of responses is less than 10 during the period. % is calculated as Quantity/Base number*100

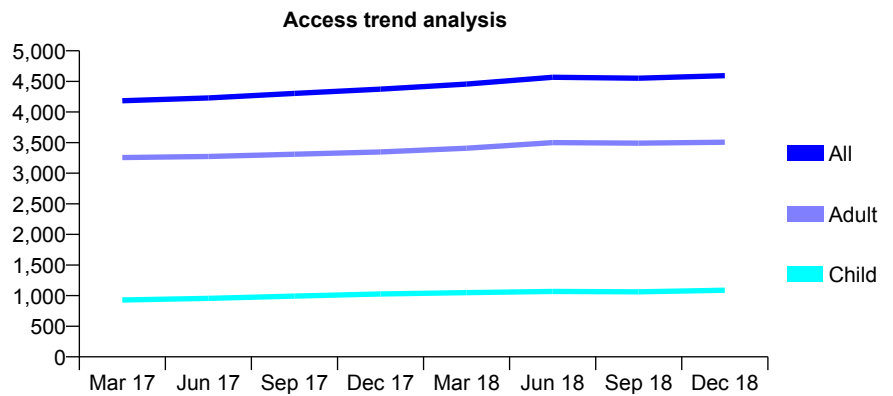
Q50 - Vital Signs At a Glance Contract Report for 122467/0001 - December 2018

Name or company name	Clifton Gardens Dental Practice
Contract type name	GDS Contract
Purpose of contract	General
Contract start date	01/07/2008
Contract end date	

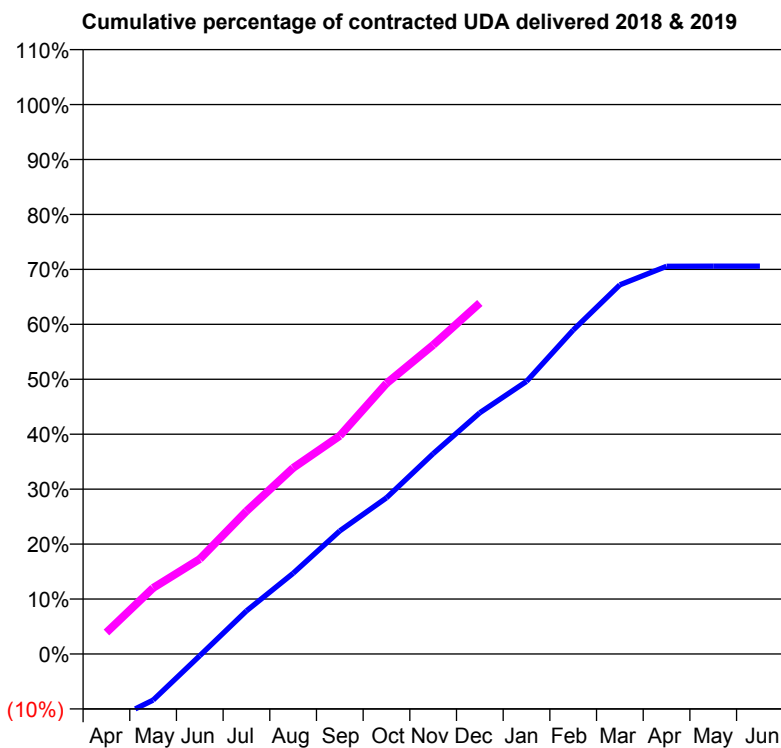
18/19 Contracted general activity (UDA)	16,902
Carry forward general activity (UDA)	0
18/19 Contracted orthodontic activity (UOA)	0
Carry forward orthodontic activity (UOA)	0
Baseline contract value	£425,144.53

ACCESS*

Patients seen in 24 months	Total	Change since previous quarter
Quarter ending December 2017	4,374	
Quarter ending March 2018	4,457	→
Quarter ending June 2018	4,567	↑
Quarter ending September 2018	4,553	→
Quarter ending December 2018	4,594	→
Variance since December 2017	5.0%	↑



ACTIVITY



Month	Adjusted Scheduled Activity (UDA)	
	2018	2019
April	-2,132	664
May	-1,421	2,034
June	-55	2,924
July	1,326	4,394
August	2,483	5,726
September	3,786	6,712
October	4,805	8,322
November	6,163	9,504
December	7,420	10,796
January	8,385	
February	9,963	
March	11,355	
April	11,925	
May	11,928	
June	11,928	

QUALITY

	Quantity	Base Number	Contract	AT	Region	England
% of FP17s for the same patient ID Re-attending within 3 months - Children	76	1,155	6.6%	9.5%	12.3%	11.8%
% of FP17s for the same patient ID Re-attending within 3 months - Adults	340	3,630	9.4%	12.8%	15.8%	15.6%
% of FP17s for the same patient ID Re-attending between 3 & 9 months - Children	714	1,155	61.8%	62.9%	60.1%	58.8%
% of FP17s for the same patient ID Re-attending between 3 & 9 months - Adults	2,247	3,630	61.9%	54.6%	53.3%	51.0%
% of FP17s for Band 1 Urgent Courses	327	4,554	7.2%	7.5%	9.0%	9.0%
% of FP17s Relating to Free Repair or Replacements	5	4,554	0.1%	0.9%	1.0%	0.8%
% of FP17s Relating to Continuations	27	4,554	0.6%	0.9%	1.0%	0.9%
% of Patients satisfied with the dentistry they have received	7	8	N/A	93.6%	93.8%	93.2%
% of Patients satisfied with the time they had to wait for an appointment	7	8	N/A	89.5%	89.4%	88.3%

* This is based on patients treated on this contract for their most recent course of treatment. Figures in italics indicate the base number of FP17s or Patient Questionnaire responses are less than 100. N/A is shown where the base number of responses is less than 10 during the period. % is calculated as Quantity/Base number*100

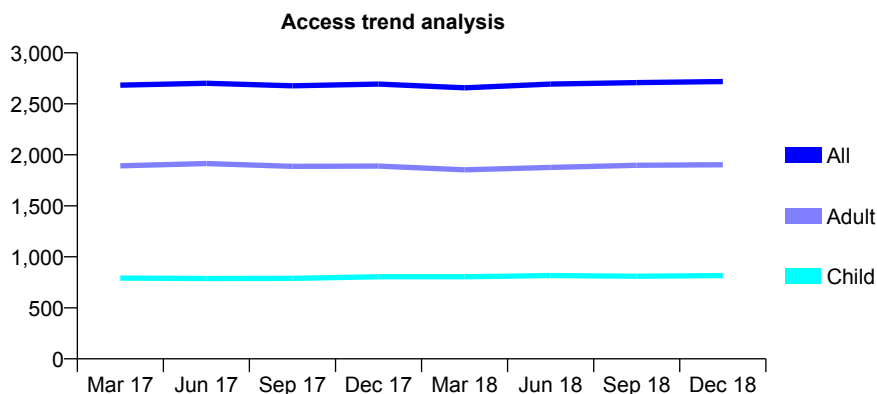
Q50 - Vital Signs At a Glance Contract Report for 122777/0001 - December 2018

Name or company name	Xeon Smiles UK Ltd
Contract type name	GDS Contract
Purpose of contract	General
Contract start date	01/11/2008
Contract end date	

18/19 Contracted general activity (UDA)	7,261
Carry forward general activity (UDA)	0
18/19 Contracted orthodontic activity (UOA)	0
Carry forward orthodontic activity (UOA)	0
Baseline contract value	£191,509.94

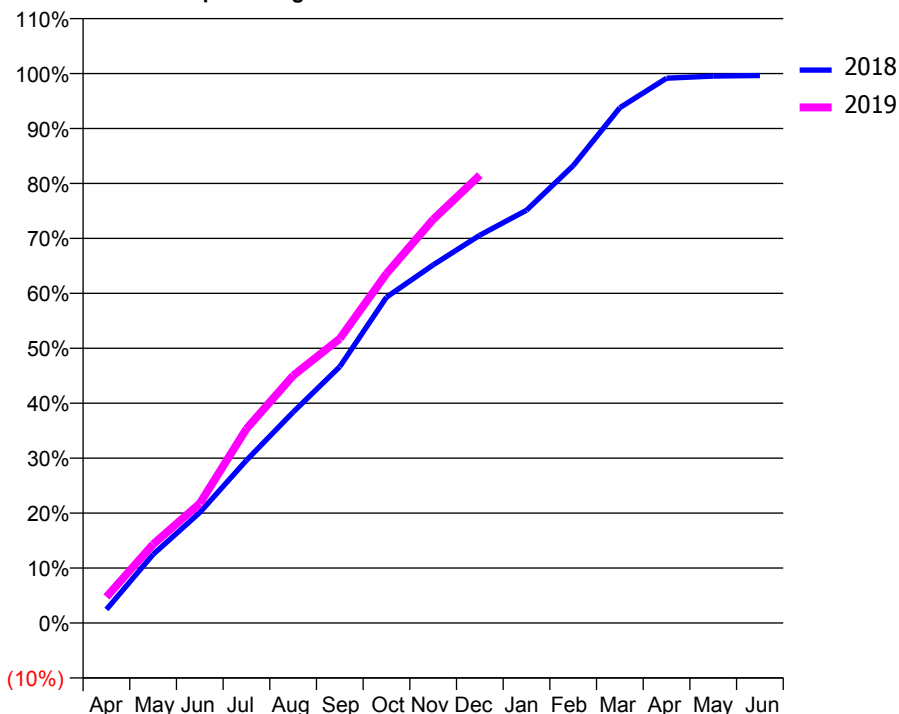
ACCESS*

Patients seen in 24 months	Total	Change since previous quarter
Quarter ending December 2017	2,694	
Quarter ending March 2018	2,657	↓
Quarter ending June 2018	2,693	→
Quarter ending September 2018	2,708	→
Quarter ending December 2018	2,718	→
Variance since December 2017	0.9%	→



ACTIVITY

Cumulative percentage of contracted UDA delivered 2018 & 2019



Month	Adjusted Scheduled Activity (UDA)	
	2018	2019
April	179	345
May	906	1,040
June	1,460	1,580
July	2,151	2,566
August	2,786	3,269
September	3,387	3,757
October	4,305	4,617
November	4,732	5,332
December	5,124	5,919
January	5,455	
February	6,042	
March	6,809	
April	7,199	
May	7,227	
June	7,234	

QUALITY

	Quantity	Base Number	Contract	AT	Region	England
% of FP17s for the same patient ID Re-attending within 3 months - Children	156	1,134	13.8%	9.5%	12.3%	11.8%
% of FP17s for the same patient ID Re-attending within 3 months - Adults	292	2,169	13.5%	12.8%	15.8%	15.6%
% of FP17s for the same patient ID Re-attending between 3 & 9 months - Children	719	1,134	63.4%	62.9%	60.1%	58.8%
% of FP17s for the same patient ID Re-attending between 3 & 9 months - Adults	1,335	2,169	61.5%	54.6%	53.3%	51.0%
% of FP17s for Band 1 Urgent Courses	198	3,102	6.4%	7.5%	9.0%	9.0%
% of FP17s Relating to Free Repair or Replacements	57	3,102	1.8%	0.9%	1.0%	0.8%
% of FP17s Relating to Continuations	27	3,102	0.9%	0.9%	1.0%	0.9%
% of Patients satisfied with the dentistry they have received	5	5	N/A	93.6%	93.8%	93.2%
% of Patients satisfied with the time they had to wait for an appointment	5	5	N/A	89.5%	89.4%	88.3%

* This is based on patients treated on this contract for their most recent course of treatment. Figures in italics indicate the base number of FP17s or Patient Questionnaire responses are less than 100. N/A is shown where the base number of responses is less than 10 during the period. % is calculated as Quantity/Base number*100

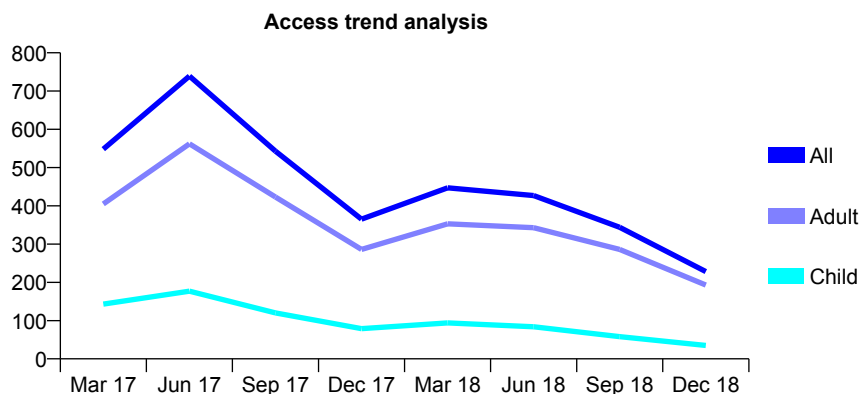
Q50 - Vital Signs At a Glance Contract Report for 124451/0001 - December 2018

Name or company name	MARKET LANE DENTAL CARE
Contract type name	GDS Contract
Purpose of contract	General
Contract start date	01/10/2013
Contract end date	

18/19 Contracted general activity (UDA)	4,700
Carry forward general activity (UDA)	0
18/19 Contracted orthodontic activity (UOA)	0
Carry forward orthodontic activity (UOA)	0
Baseline contract value	£109,908.42

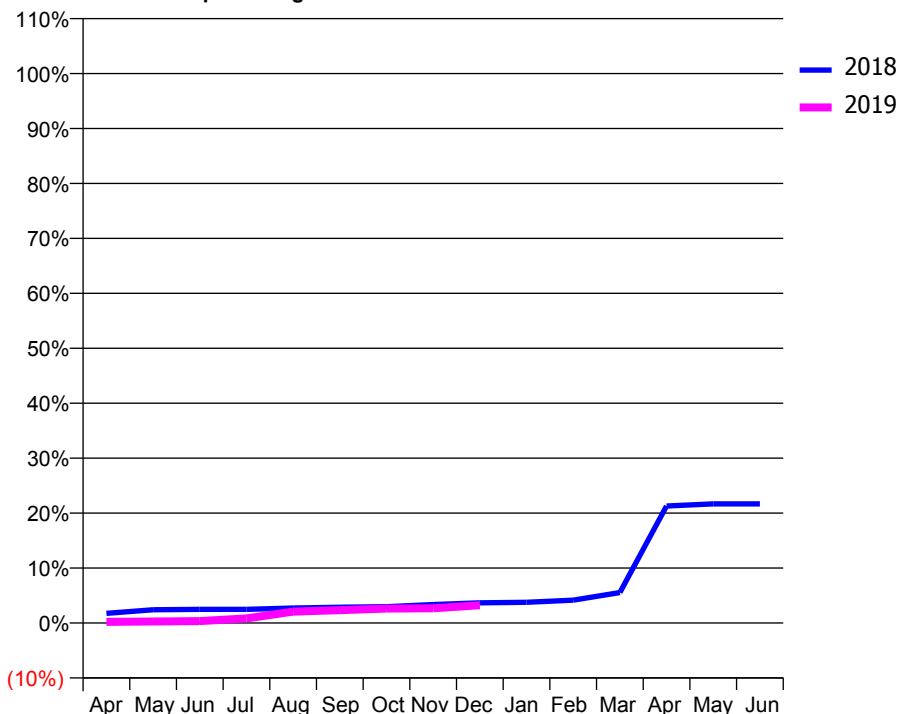
ACCESS*

Patients seen in 24 months	Total	Change since previous quarter
Quarter ending December 2017	365	
Quarter ending March 2018	447	↑
Quarter ending June 2018	427	↓
Quarter ending September 2018	344	↓
Quarter ending December 2018	228	↓
Variance since December 2017	(37.5%)	↓



ACTIVITY

Cumulative percentage of contracted UDA delivered 2018 & 2019



Month	Adjusted Scheduled Activity (UDA)	
	2018	2019
April	82	10
May	114	13
June	117	17
July	117	39
August	129	97
September	135	110
October	140	124
November	158	126
December	173	152
January	177	
February	196	
March	261	
April	1,000	
May	1,019	
June	1,019	

QUALITY

	Quantity	Base Number	Contract	AT	Region	England
% of FP17s for the same patient ID Re-attending within 3 months - Children	1	67	1.5%	9.5%	12.3%	11.8%
% of FP17s for the same patient ID Re-attending within 3 months - Adults	6	278	2.2%	12.8%	15.8%	15.6%
% of FP17s for the same patient ID Re-attending between 3 & 9 months - Children	4	67	6.0%	62.9%	60.1%	58.8%
% of FP17s for the same patient ID Re-attending between 3 & 9 months - Adults	12	278	4.3%	54.6%	53.3%	51.0%
% of FP17s for Band 1 Urgent Courses	11	68	16.2%	7.5%	9.0%	9.0%
% of FP17s Relating to Free Repair or Replacements	2	68	2.9%	0.9%	1.0%	0.8%
% of FP17s Relating to Continuations	2	68	2.9%	0.9%	1.0%	0.9%
% of Patients satisfied with the dentistry they have received	0	0	N/A	93.6%	93.8%	93.2%
% of Patients satisfied with the time they had to wait for an appointment	0	0	N/A	89.5%	89.4%	88.3%

* This is based on patients treated on this contract for their most recent course of treatment. Figures in italics indicate the base number of FP17s or Patient Questionnaire responses are less than 100. N/A is shown where the base number of responses is less than 10 during the period. % is calculated as Quantity/Base number*100

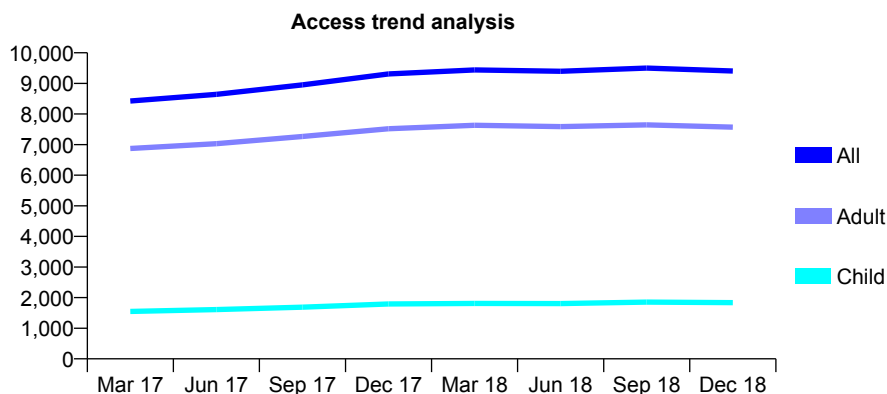
Q50 - Vital Signs At a Glance Contract Report for 125695/0001 - December 2018

Name or company name	Denbond Ltd
Contract type name	GDS Contract
Purpose of contract	General
Contract start date	22/03/2012
Contract end date	

18/19 Contracted general activity (UDA)	26,352
Carry forward general activity (UDA)	0
18/19 Contracted orthodontic activity (UOA)	0
Carry forward orthodontic activity (UOA)	0
Baseline contract value	£812,136.51

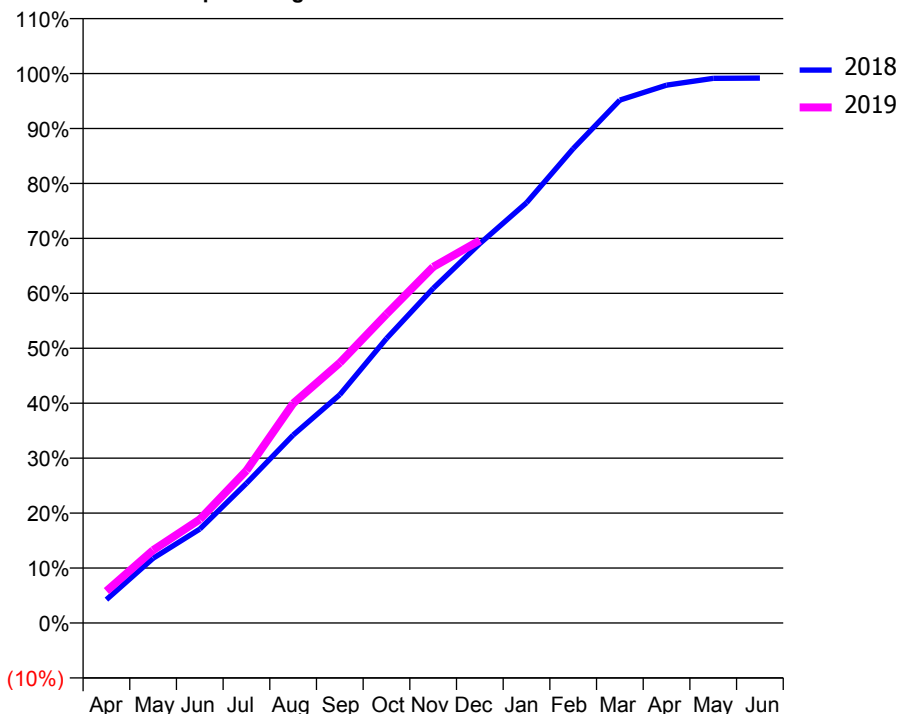
ACCESS*

Patients seen in 24 months	Total	Change since previous quarter
Quarter ending December 2017	9,310	
Quarter ending March 2018	9,441	→
Quarter ending June 2018	9,396	→
Quarter ending September 2018	9,499	→
Quarter ending December 2018	9,405	→
Variance since December 2017	1.0%	→



ACTIVITY

Cumulative percentage of contracted UDA delivered 2018 & 2019



Month	Adjusted Scheduled Activity (UDA)	
	2018	2019
April	1,122	1,529
May	3,102	3,492
June	4,505	4,970
July	6,701	7,313
August	9,013	10,528
September	10,949	12,482
October	13,643	14,816
November	16,048	17,075
December	18,196	18,350
January	20,152	
February	22,752	
March	25,077	
April	25,791	
May	26,117	
June	26,132	

QUALITY

	Quantity	Base Number	Contract	AT	Region	England
% of FP17s for the same patient ID Re-attending within 3 months - Children	129	2,110	6.1%	9.5%	12.3%	11.8%
% of FP17s for the same patient ID Re-attending within 3 months - Adults	876	7,241	12.1%	12.8%	15.8%	15.6%
% of FP17s for the same patient ID Re-attending between 3 & 9 months - Children	1,399	2,110	66.3%	62.9%	60.1%	58.8%
% of FP17s for the same patient ID Re-attending between 3 & 9 months - Adults	4,410	7,241	60.9%	54.6%	53.3%	51.0%
% of FP17s for Band 1 Urgent Courses	566	9,002	6.3%	7.5%	9.0%	9.0%
% of FP17s Relating to Free Repair or Replacements	42	9,002	0.5%	0.9%	1.0%	0.8%
% of FP17s Relating to Continuations	120	9,002	1.3%	0.9%	1.0%	0.9%
% of Patients satisfied with the dentistry they have received	3	4	N/A	93.6%	93.8%	93.2%
% of Patients satisfied with the time they had to wait for an appointment	4	4	N/A	89.5%	89.4%	88.3%

* This is based on patients treated on this contract for their most recent course of treatment. Figures in italics indicate the base number of FP17s or Patient Questionnaire responses are less than 100. N/A is shown where the base number of responses is less than 10 during the period. % is calculated as Quantity/Base number*100

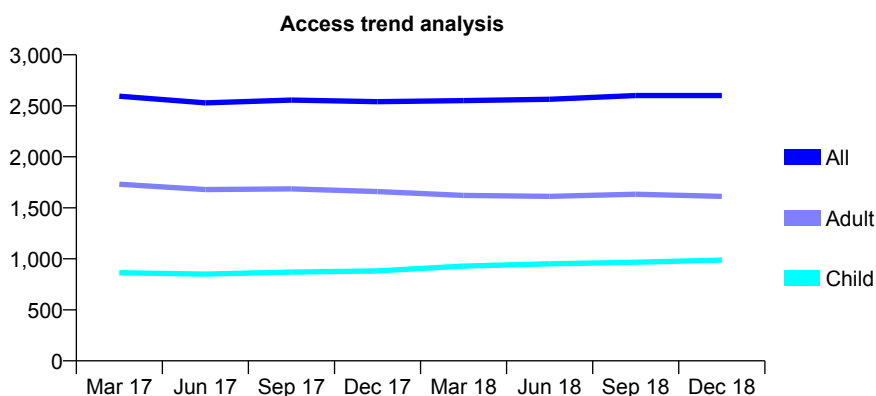
Q50 - Vital Signs At a Glance Contract Report for 125717/0001 - December 2018

Name or company name	Andrew Jones Dental Practice Ltd
Contract type name	GDS Contract
Purpose of contract	General and Orthodontic
Contract start date	01/04/2008
Contract end date	

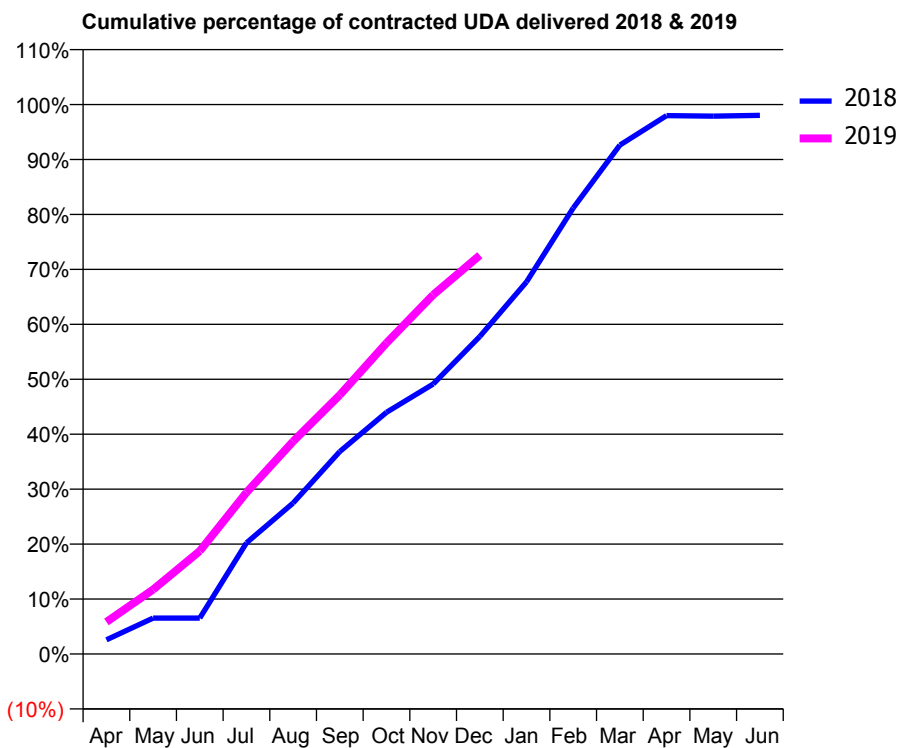
18/19 Contracted general activity (UDA)	5,433
Carry forward general activity (UDA)	0
18/19 Contracted orthodontic activity (UOA)	42
Carry forward orthodontic activity (UOA)	0
Baseline contract value	£153,297.61

ACCESS*

Patients seen in 24 months	Total	Change since previous quarter
Quarter ending December 2017	2,541	
Quarter ending March 2018	2,551	→
Quarter ending June 2018	2,564	→
Quarter ending September 2018	2,600	→
Quarter ending December 2018	2,601	→
Variance since December 2017	2.4%	↑



ACTIVITY



Month	Adjusted Scheduled Activity (UDA)	
	2018	2019
April	141	318
May	355	638
June	355	1,018
July	1,098	1,598
August	1,493	2,102
September	2,002	2,561
October	2,389	3,075
November	2,669	3,551
December	3,139	3,943
January	3,679	
February	4,410	
March	5,031	
April	5,323	
May	5,318	
June	5,326	

QUALITY

	Quantity	Base Number	Contract	AT	Region	England
% of FP17s for the same patient ID Re-attending within 3 months - Children	88	1,220	7.2%	9.5%	12.3%	11.8%
% of FP17s for the same patient ID Re-attending within 3 months - Adults	262	1,770	14.8%	12.8%	15.8%	15.6%
% of FP17s for the same patient ID Re-attending between 3 & 9 months - Children	865	1,220	70.9%	62.9%	60.1%	58.8%
% of FP17s for the same patient ID Re-attending between 3 & 9 months - Adults	1,098	1,770	62.0%	54.6%	53.3%	51.0%
% of FP17s for Band 1 Urgent Courses	151	2,290	6.6%	7.5%	9.0%	9.0%
% of FP17s Relating to Free Repair or Replacements	21	2,290	0.9%	0.9%	1.0%	0.8%
% of FP17s Relating to Continuations	6	2,290	0.3%	0.9%	1.0%	0.9%
% of Patients satisfied with the dentistry they have received	0	0	N/A	93.6%	93.8%	93.2%
% of Patients satisfied with the time they had to wait for an appointment	0	0	N/A	89.5%	89.4%	88.3%

* This is based on patients treated on this contract for their most recent course of treatment. Figures in italics indicate the base number of FP17s or Patient Questionnaire responses are less than 100. N/A is shown where the base number of responses is less than 10 during the period. % is calculated as Quantity/Base number*100

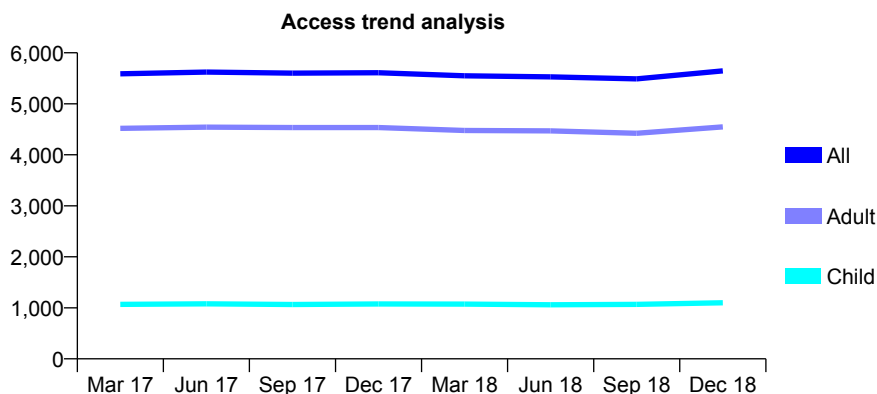
Q50 - Vital Signs At a Glance Contract Report for 126012/0001 - December 2018

Name or company name	Alpha Dental Dales
Contract type name	GDS Contract
Purpose of contract	General
Contract start date	21/10/2009
Contract end date	

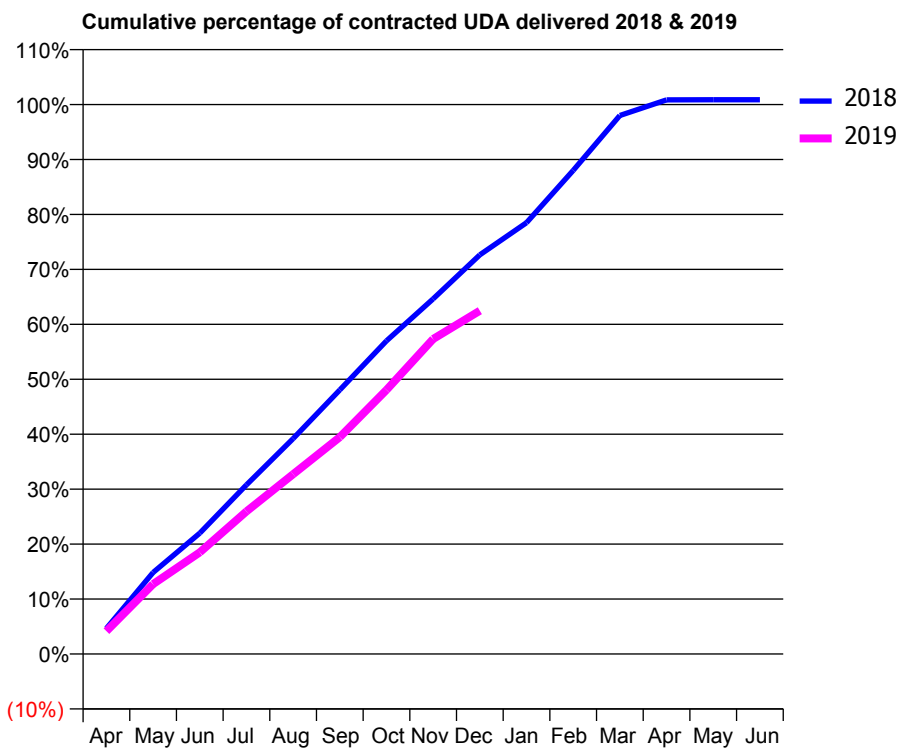
18/19 Contracted general activity (UDA)	17,500
Carry forward general activity (UDA)	0
18/19 Contracted orthodontic activity (UOA)	0
Carry forward orthodontic activity (UOA)	0
Baseline contract value	£607,868.46

ACCESS*

Patients seen in 24 months	Total	Change since previous quarter
Quarter ending December 2017	5,610	
Quarter ending March 2018	5,549	↓
Quarter ending June 2018	5,529	→
Quarter ending September 2018	5,489	→
Quarter ending December 2018	5,647	↑
Variance since December 2017	0.7%	→



ACTIVITY



Month	Adjusted Scheduled Activity (UDA)	
	2018	2019
April	749	727
May	2,373	2,228
June	3,521	3,239
July	4,924	4,541
August	6,271	5,726
September	7,689	6,909
October	9,117	8,409
November	10,340	10,034
December	11,623	10,935
January	12,559	
February	14,081	
March	15,682	
April	16,136	
May	16,139	
June	16,139	

QUALITY

	Quantity	Base Number	Contract	AT	Region	England
% of FP17s for the same patient ID Re-attending within 3 months - Children	84	1,344	6.3%	9.5%	12.3%	11.8%
% of FP17s for the same patient ID Re-attending within 3 months - Adults	613	5,122	12.0%	12.8%	15.8%	15.6%
% of FP17s for the same patient ID Re-attending between 3 & 9 months - Children	900	1,344	67.0%	62.9%	60.1%	58.8%
% of FP17s for the same patient ID Re-attending between 3 & 9 months - Adults	3,086	5,122	60.2%	54.6%	53.3%	51.0%
% of FP17s for Band 1 Urgent Courses	302	5,790	5.2%	7.5%	9.0%	9.0%
% of FP17s Relating to Free Repair or Replacements	56	5,790	1.0%	0.9%	1.0%	0.8%
% of FP17s Relating to Continuations	81	5,790	1.4%	0.9%	1.0%	0.9%
% of Patients satisfied with the dentistry they have received	5	5	N/A	93.6%	93.8%	93.2%
% of Patients satisfied with the time they had to wait for an appointment	4	5	N/A	89.5%	89.4%	88.3%

* This is based on patients treated on this contract for their most recent course of treatment. Figures in italics indicate the base number of FP17s or Patient Questionnaire responses are less than 100. N/A is shown where the base number of responses is less than 10 during the period. % is calculated as Quantity/Base number*100

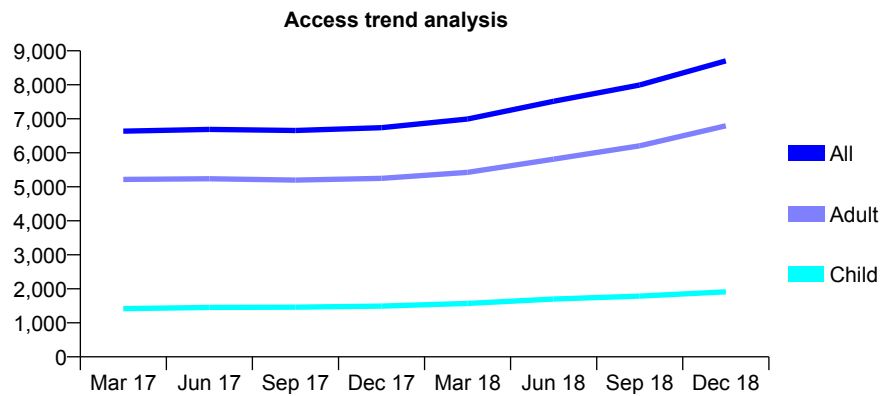
Q50 - Vital Signs At a Glance Contract Report for 126772/0002 - December 2018

Name or company name	Alpha Dental Studio Northallerton
Contract type name	GDS Contract
Purpose of contract	General
Contract start date	01/05/2009
Contract end date	

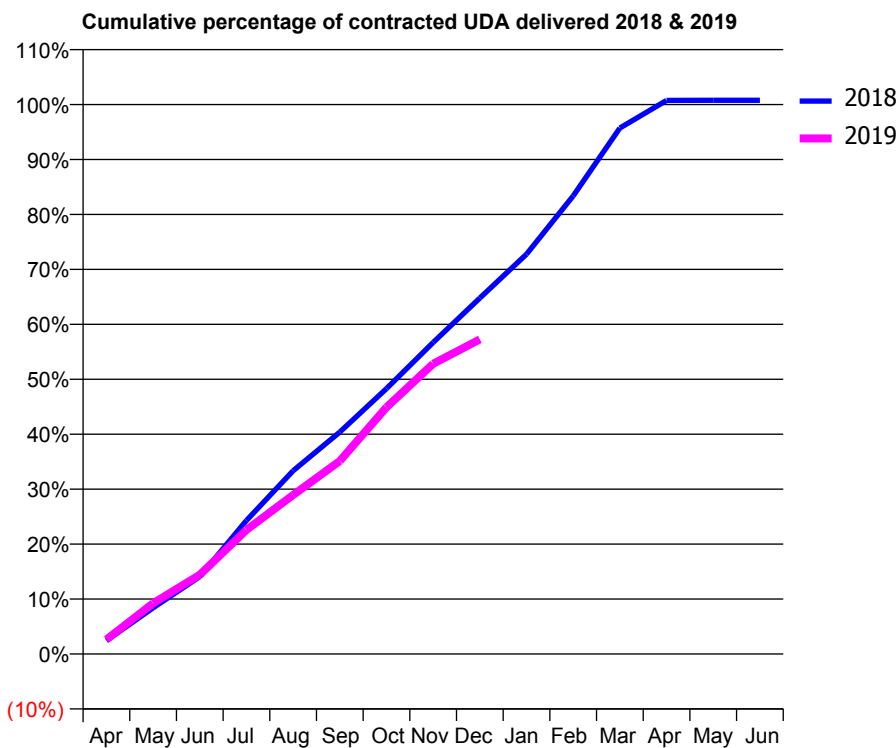
18/19 Contracted general activity (UDA)	31,000
Carry forward general activity (UDA)	0
18/19 Contracted orthodontic activity (UOA)	0
Carry forward orthodontic activity (UOA)	0
Baseline contract value	£902,558.60

ACCESS*

Patients seen in 24 months	Total	Change since previous quarter
Quarter ending December 2017	6,741	
Quarter ending March 2018	6,995	↑
Quarter ending June 2018	7,515	↑
Quarter ending September 2018	7,993	↑
Quarter ending December 2018	8,705	↑
Variance since December 2017	29.1%	↑



ACTIVITY



Month	Adjusted Scheduled Activity (UDA)	
	2018	2019
April	512	816
May	1,766	2,860
June	2,958	4,469
July	5,104	6,998
August	7,005	8,968
September	8,483	10,887
October	10,144	13,924
November	11,907	16,373
December	13,604	17,750
January	15,282	
February	17,508	
March	20,099	
April	21,159	
May	21,160	
June	21,160	

QUALITY

	Quantity	Base Number	Contract	AT	Region	England
% of FP17s for the same patient ID Re-attending within 3 months - Children	125	2,195	5.7%	9.5%	12.3%	11.8%
% of FP17s for the same patient ID Re-attending within 3 months - Adults	719	7,061	10.2%	12.8%	15.8%	15.6%
% of FP17s for the same patient ID Re-attending between 3 & 9 months - Children	1,143	2,195	52.1%	62.9%	60.1%	58.8%
% of FP17s for the same patient ID Re-attending between 3 & 9 months - Adults	3,433	7,061	48.6%	54.6%	53.3%	51.0%
% of FP17s for Band 1 Urgent Courses	438	8,480	5.2%	7.5%	9.0%	9.0%
% of FP17s Relating to Free Repair or Replacements	85	8,480	1.0%	0.9%	1.0%	0.8%
% of FP17s Relating to Continuations	117	8,480	1.4%	0.9%	1.0%	0.9%
% of Patients satisfied with the dentistry they have received	8	8	N/A	93.6%	93.8%	93.2%
% of Patients satisfied with the time they had to wait for an appointment	8	8	N/A	89.5%	89.4%	88.3%

* This is based on patients treated on this contract for their most recent course of treatment. Figures in italics indicate the base number of FP17s or Patient Questionnaire responses are less than 100. N/A is shown where the base number of responses is less than 10 during the period. % is calculated as Quantity/Base number*100

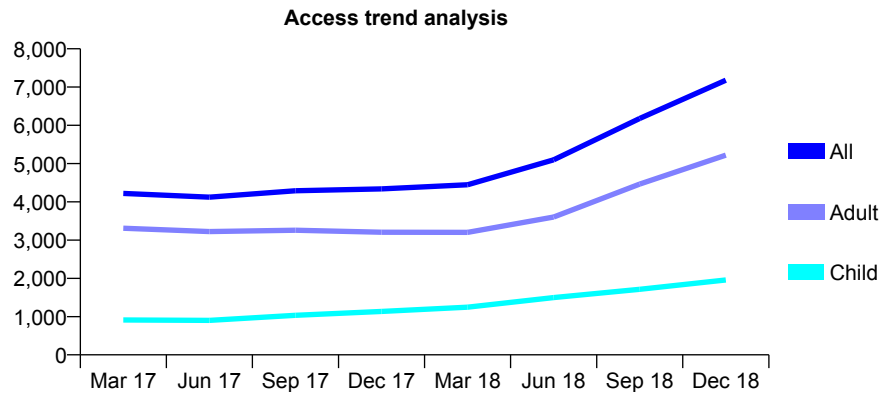
Q50 - Vital Signs At a Glance Contract Report for 130060/0001 - December 2018

Name or company name	Lion House Dental Practice Ltd
Contract type name	GDS Contract
Purpose of contract	General
Contract start date	01/02/2013
Contract end date	

18/19 Contracted general activity (UDA)	21,420
Carry forward general activity (UDA)	0
18/19 Contracted orthodontic activity (UOA)	0
Carry forward orthodontic activity (UOA)	0
Baseline contract value	£609,159.63

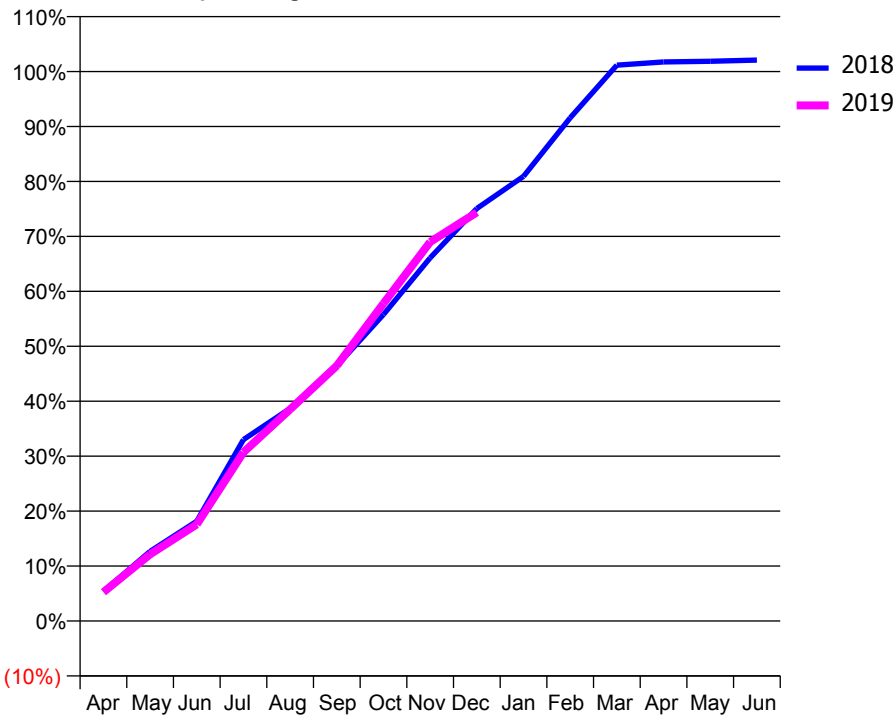
ACCESS*

Patients seen in 24 months	Total	Change since previous quarter
Quarter ending December 2017	4,337	
Quarter ending March 2018	4,445	↑
Quarter ending June 2018	5,099	↑
Quarter ending September 2018	6,179	↑
Quarter ending December 2018	7,178	↑
Variance since December 2017	65.5%	↑



ACTIVITY

Cumulative percentage of contracted UDA delivered 2018 & 2019



Month	Adjusted Scheduled Activity (UDA)	
	2018	2019
April	617	1,127
May	1,448	2,602
June	2,074	3,767
July	3,771	6,580
August	4,420	8,250
September	5,303	9,949
October	6,370	12,381
November	7,547	14,777
December	8,573	15,928
January	9,241	
February	10,458	
March	11,551	
April	11,618	
May	11,631	
June	11,658	

QUALITY

	Quantity	Base Number	Contract	AT	Region	England
% of FP17s for the same patient ID Re-attending within 3 months - Children	219	2,471	8.9%	9.5%	12.3%	11.8%
% of FP17s for the same patient ID Re-attending within 3 months - Adults	1,214	6,558	18.5%	12.8%	15.8%	15.6%
% of FP17s for the same patient ID Re-attending between 3 & 9 months - Children	1,125	2,471	45.5%	62.9%	60.1%	58.8%
% of FP17s for the same patient ID Re-attending between 3 & 9 months - Adults	2,446	6,558	37.3%	54.6%	53.3%	51.0%
% of FP17s for Band 1 Urgent Courses	1,183	8,524	13.9%	7.5%	9.0%	9.0%
% of FP17s Relating to Free Repair or Replacements	67	8,524	0.8%	0.9%	1.0%	0.8%
% of FP17s Relating to Continuations	40	8,524	0.5%	0.9%	1.0%	0.9%
% of Patients satisfied with the dentistry they have received	13	14	92.9%	93.6%	93.8%	93.2%
% of Patients satisfied with the time they had to wait for an appointment	12	14	85.7%	89.5%	89.4%	88.3%

* This is based on patients treated on this contract for their most recent course of treatment. Figures in italics indicate the base number of FP17s or Patient Questionnaire responses are less than 100. N/A is shown where the base number of responses is less than 10 during the period. % is calculated as Quantity/Base number*100

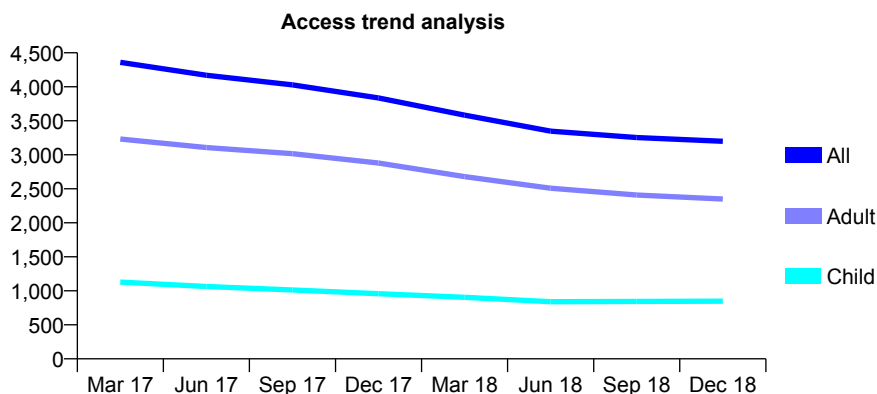
Q50 - Vital Signs At a Glance Contract Report for 131520/0001 - December 2018

Name or company name	Dentaris Limited
Contract type name	GDS Contract
Purpose of contract	General
Contract start date	01/04/2008
Contract end date	

18/19 Contracted general activity (UDA)	13,500
Carry forward general activity (UDA)	0
18/19 Contracted orthodontic activity (UOA)	0
Carry forward orthodontic activity (UOA)	0
Baseline contract value	£363,488.38

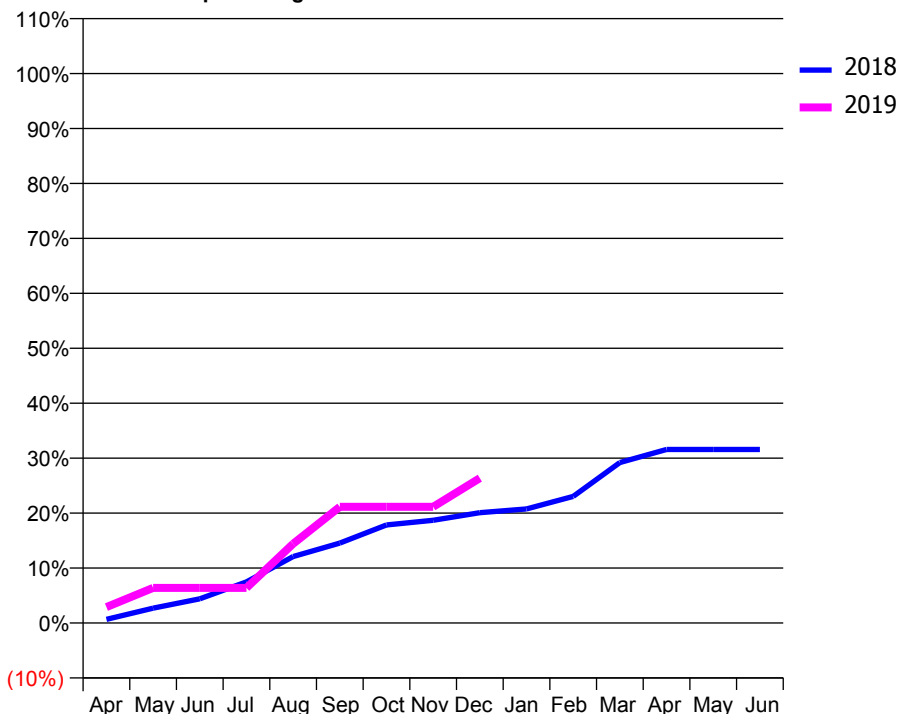
ACCESS*

Patients seen in 24 months	Total	Change since previous quarter
Quarter ending December 2017	3,837	
Quarter ending March 2018	3,583	↓
Quarter ending June 2018	3,349	↓
Quarter ending September 2018	3,254	↓
Quarter ending December 2018	3,199	↓
Variance since December 2017	(16.6%)	↓



ACTIVITY

Cumulative percentage of contracted UDA delivered 2018 & 2019



Month	Adjusted Scheduled Activity (UDA)	
	2018	2019
April	91	390
May	365	862
June	594	862
July	1,009	862
August	1,632	1,948
September	1,963	2,854
October	2,409	2,854
November	2,526	2,854
December	2,712	3,559
January	2,803	
February	3,112	
March	3,944	
April	4,263	
May	4,264	
June	4,264	

QUALITY

	Quantity	Base Number	Contract	AT	Region	England
% of FP17s for the same patient ID Re-attending within 3 months - Children	17	593	2.9%	9.5%	12.3%	11.8%
% of FP17s for the same patient ID Re-attending within 3 months - Adults	151	1,645	9.2%	12.8%	15.8%	15.6%
% of FP17s for the same patient ID Re-attending between 3 & 9 months - Children	174	593	29.3%	62.9%	60.1%	58.8%
% of FP17s for the same patient ID Re-attending between 3 & 9 months - Adults	405	1,645	24.6%	54.6%	53.3%	51.0%
% of FP17s for Band 1 Urgent Courses	106	2,095	5.1%	7.5%	9.0%	9.0%
% of FP17s Relating to Free Repair or Replacements	6	2,095	0.3%	0.9%	1.0%	0.8%
% of FP17s Relating to Continuations	12	2,095	0.6%	0.9%	1.0%	0.9%
% of Patients satisfied with the dentistry they have received	1	1	N/A	93.6%	93.8%	93.2%
% of Patients satisfied with the time they had to wait for an appointment	1	1	N/A	89.5%	89.4%	88.3%

* This is based on patients treated on this contract for their most recent course of treatment. Figures in italics indicate the base number of FP17s or Patient Questionnaire responses are less than 100. N/A is shown where the base number of responses is less than 10 during the period. % is calculated as Quantity/Base number*100

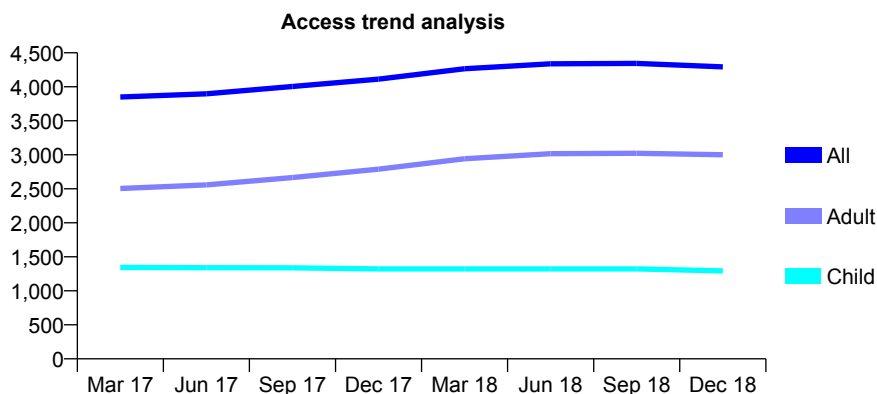
Q50 - Vital Signs At a Glance Contract Report for 132667/0001 - December 2018

Name or company name	Barton Dental Care Limited
Contract type name	GDS Contract
Purpose of contract	General and Orthodontic
Contract start date	01/04/2011
Contract end date	

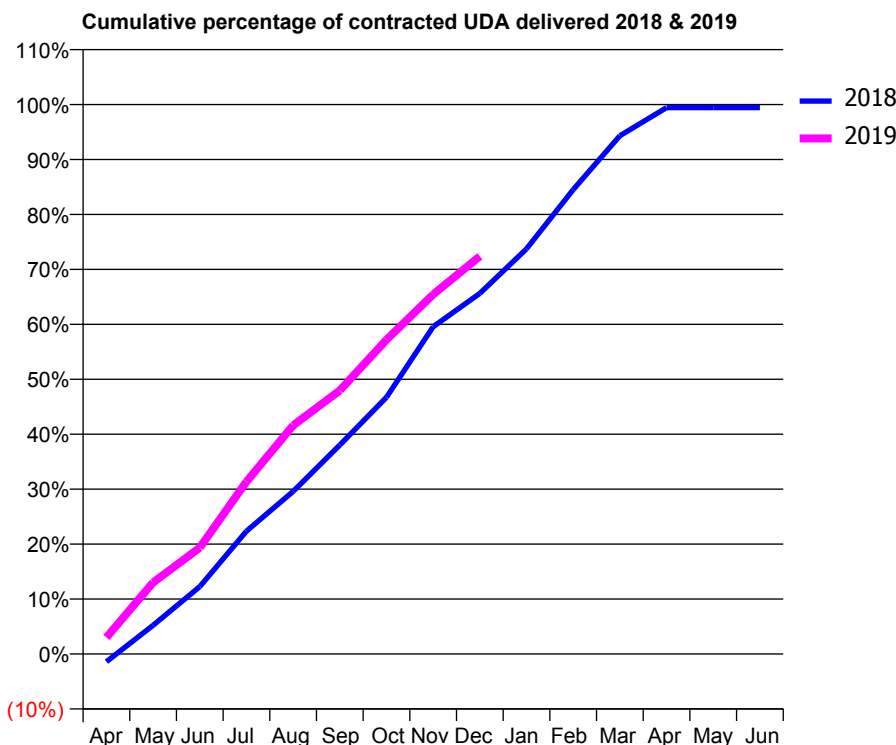
18/19 Contracted general activity (UDA)	9,295
Carry forward general activity (UDA)	52
18/19 Contracted orthodontic activity (UOA)	548
Carry forward orthodontic activity (UOA)	-8
Baseline contract value	£334,607.66

ACCESS*

Patients seen in 24 months	Total	Change since previous quarter
Quarter ending December 2017	4,112	
Quarter ending March 2018	4,266	↑
Quarter ending June 2018	4,339	→
Quarter ending September 2018	4,344	→
Quarter ending December 2018	4,294	↓
Variance since December 2017	4.4%	↑



ACTIVITY



Month	Adjusted Scheduled Activity (UDA)	
	2018	2019
April	-131	280
May	485	1,210
June	1,140	1,798
July	2,079	2,916
August	2,750	3,868
September	3,536	4,458
October	4,344	5,316
November	5,537	6,082
December	6,100	6,728
January	6,854	
February	7,855	
March	8,767	
April	9,243	
May	9,243	
June	9,243	

QUALITY

	Quantity	Base Number	Contract	AT	Region	England
% of FP17s for the same patient ID Re-attending within 3 months - Children	125	1,608	7.8%	9.5%	12.3%	11.8%
% of FP17s for the same patient ID Re-attending within 3 months - Adults	538	2,869	18.8%	12.8%	15.8%	15.6%
% of FP17s for the same patient ID Re-attending between 3 & 9 months - Children	1,029	1,608	64.0%	62.9%	60.1%	58.8%
% of FP17s for the same patient ID Re-attending between 3 & 9 months - Adults	1,082	2,869	37.7%	54.6%	53.3%	51.0%
% of FP17s for Band 1 Urgent Courses	234	3,966	5.9%	7.5%	9.0%	9.0%
% of FP17s Relating to Free Repair or Replacements	1	3,966	0.0%	0.9%	1.0%	0.8%
% of FP17s Relating to Continuations	63	3,966	1.6%	0.9%	1.0%	0.9%
% of Patients satisfied with the dentistry they have received	1	1	N/A	93.6%	93.8%	93.2%
% of Patients satisfied with the time they had to wait for an appointment	1	1	N/A	89.5%	89.4%	88.3%

* This is based on patients treated on this contract for their most recent course of treatment. Figures in italics indicate the base number of FP17s or Patient Questionnaire responses are less than 100. N/A is shown where the base number of responses is less than 10 during the period. % is calculated as Quantity/Base number*100

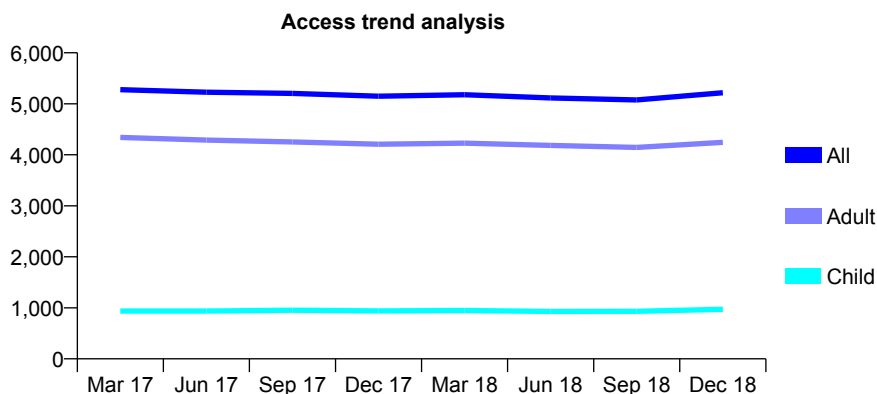
Q50 - Vital Signs At a Glance Contract Report for 132756/0001 - December 2018

Name or company name	North Marine Road Dental practice Partners
Contract type name	GDS Contract
Purpose of contract	General
Contract start date	30/11/2011
Contract end date	

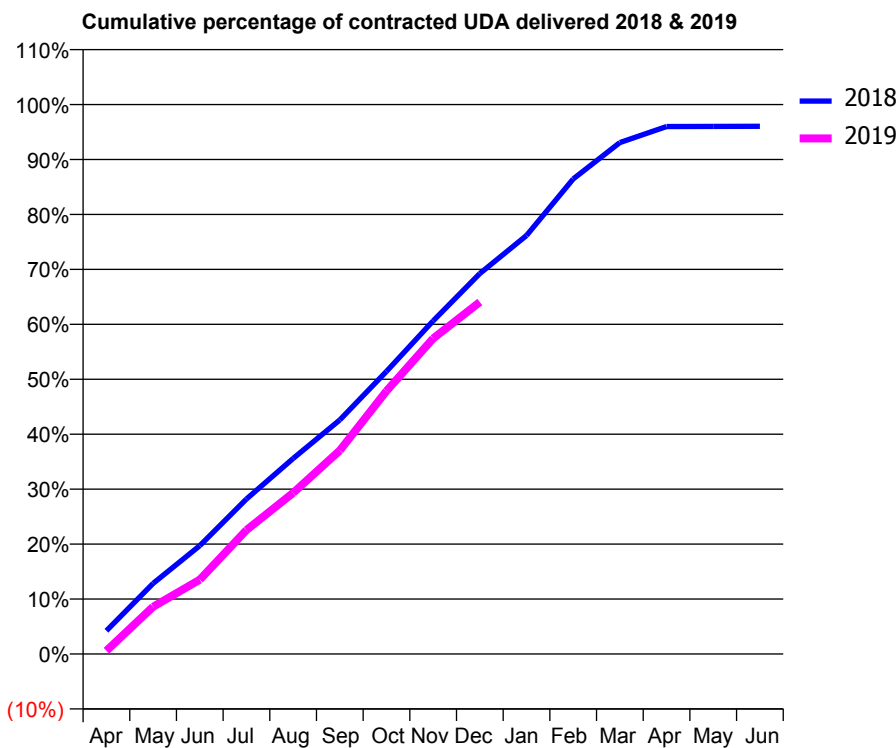
18/19 Contracted general activity (UDA)	14,442
Carry forward general activity (UDA)	572
18/19 Contracted orthodontic activity (UOA)	0
Carry forward orthodontic activity (UOA)	0
Baseline contract value	£514,000.74

ACCESS*

Patients seen in 24 months	Total	Change since previous quarter
Quarter ending December 2017	5,148	
Quarter ending March 2018	5,177	→
Quarter ending June 2018	5,114	↓
Quarter ending September 2018	5,077	→
Quarter ending December 2018	5,216	↑
Variance since December 2017	1.3%	→



ACTIVITY



Month	Adjusted Scheduled Activity (UDA)	
	2018	2019
April	612	86
May	1,855	1,243
June	2,847	1,954
July	4,074	3,258
August	5,141	4,235
September	6,152	5,349
October	7,428	6,914
November	8,755	8,294
December	10,000	9,249
January	10,998	
February	12,484	
March	13,443	
April	13,864	
May	13,867	
June	13,870	

QUALITY

	Quantity	Base Number	Contract	AT	Region	England
% of FP17s for the same patient ID Re-attending within 3 months - Children	51	1,062	4.8%	9.5%	12.3%	11.8%
% of FP17s for the same patient ID Re-attending within 3 months - Adults	359	4,209	8.5%	12.8%	15.8%	15.6%
% of FP17s for the same patient ID Re-attending between 3 & 9 months - Children	589	1,062	55.5%	62.9%	60.1%	58.8%
% of FP17s for the same patient ID Re-attending between 3 & 9 months - Adults	1,720	4,209	40.9%	54.6%	53.3%	51.0%
% of FP17s for Band 1 Urgent Courses	222	5,146	4.3%	7.5%	9.0%	9.0%
% of FP17s Relating to Free Repair or Replacements	12	5,146	0.2%	0.9%	1.0%	0.8%
% of FP17s Relating to Continuations	75	5,146	1.5%	0.9%	1.0%	0.9%
% of Patients satisfied with the dentistry they have received	4	4	N/A	93.6%	93.8%	93.2%
% of Patients satisfied with the time they had to wait for an appointment	3	4	N/A	89.5%	89.4%	88.3%

* This is based on patients treated on this contract for their most recent course of treatment. Figures in italics indicate the base number of FP17s or Patient Questionnaire responses are less than 100. N/A is shown where the base number of responses is less than 10 during the period. % is calculated as Quantity/Base number*100

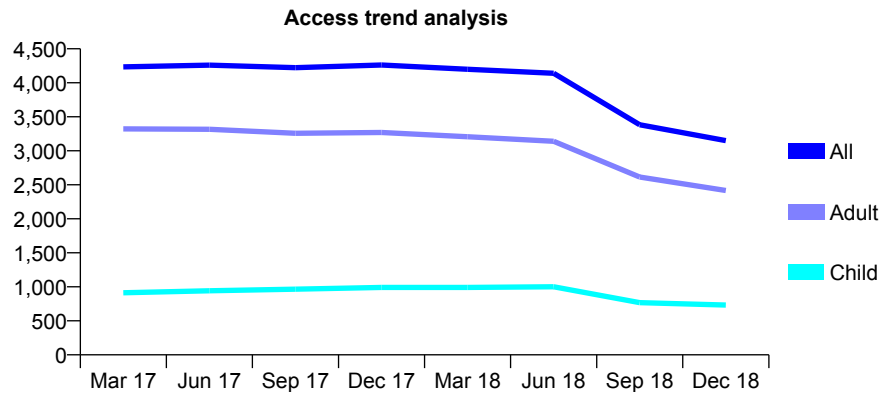
Q50 - Vital Signs At a Glance Contract Report for 137545/0001 - December 2018

Name or company name	The Dental Design Studio
Contract type name	GDS Contract
Purpose of contract	General
Contract start date	01/05/2015
Contract end date	

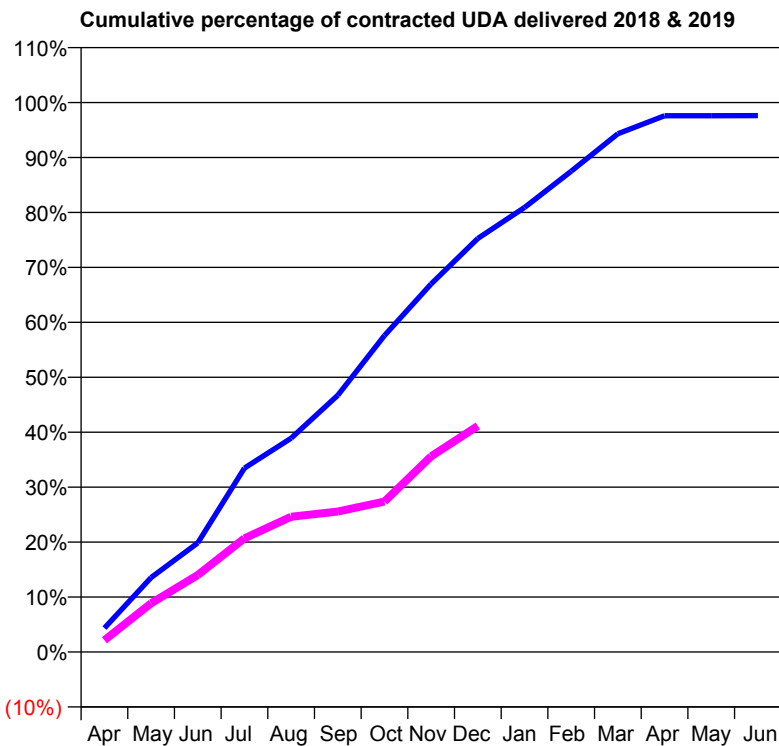
18/19 Contracted general activity (UDA)	11,000
Carry forward general activity (UDA)	263
18/19 Contracted orthodontic activity (UOA)	0
Carry forward orthodontic activity (UOA)	0
Baseline contract value	£360,839.90

ACCESS*

Patients seen in 24 months	Total	Change since previous quarter
Quarter ending December 2017	4,261	
Quarter ending March 2018	4,199	↓
Quarter ending June 2018	4,141	↓
Quarter ending September 2018	3,383	↓
Quarter ending December 2018	3,150	↓
Variance since December 2017	(26.1%)	↓



ACTIVITY



Month	Adjusted Scheduled Activity (UDA)	
	2018	2019
April	479	237
May	1,491	974
June	2,185	1,541
July	3,682	2,275
August	4,281	2,707
September	5,140	2,813
October	6,336	3,013
November	7,368	3,918
December	8,279	4,527
January	8,899	
February	9,625	
March	10,374	
April	10,736	
May	10,736	
June	10,737	

QUALITY

	Quantity	Base Number	Contract	AT	Region	England
% of FP17s for the same patient ID Re-attending within 3 months - Children	39	949	4.1%	9.5%	12.3%	11.8%
% of FP17s for the same patient ID Re-attending within 3 months - Adults	239	2,246	10.6%	12.8%	15.8%	15.6%
% of FP17s for the same patient ID Re-attending between 3 & 9 months - Children	665	949	70.1%	62.9%	60.1%	58.8%
% of FP17s for the same patient ID Re-attending between 3 & 9 months - Adults	1,489	2,246	66.3%	54.6%	53.3%	51.0%
% of FP17s for Band 1 Urgent Courses	226	3,015	7.5%	7.5%	9.0%	9.0%
% of FP17s Relating to Free Repair or Replacements	14	3,015	0.5%	0.9%	1.0%	0.8%
% of FP17s Relating to Continuations	55	3,015	1.8%	0.9%	1.0%	0.9%
% of Patients satisfied with the dentistry they have received	0	0	N/A	93.6%	93.8%	93.2%
% of Patients satisfied with the time they had to wait for an appointment	0	0	N/A	89.5%	89.4%	88.3%

* This is based on patients treated on this contract for their most recent course of treatment. Figures in italics indicate the base number of FP17s or Patient Questionnaire responses are less than 100. N/A is shown where the base number of responses is less than 10 during the period. % is calculated as Quantity/Base number*100

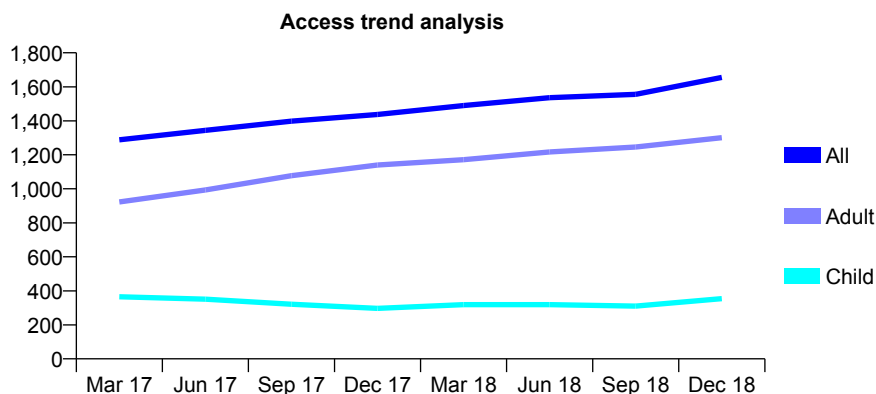
Q50 - Vital Signs At a Glance Contract Report for 137561/0001 - December 2018

Name or company name	The Limes Dental Practice
Contract type name	GDS Contract
Purpose of contract	General
Contract start date	01/09/2011
Contract end date	

18/19 Contracted general activity (UDA)	3,877
Carry forward general activity (UDA)	73
18/19 Contracted orthodontic activity (UOA)	0
Carry forward orthodontic activity (UOA)	0
Baseline contract value	£124,774.10

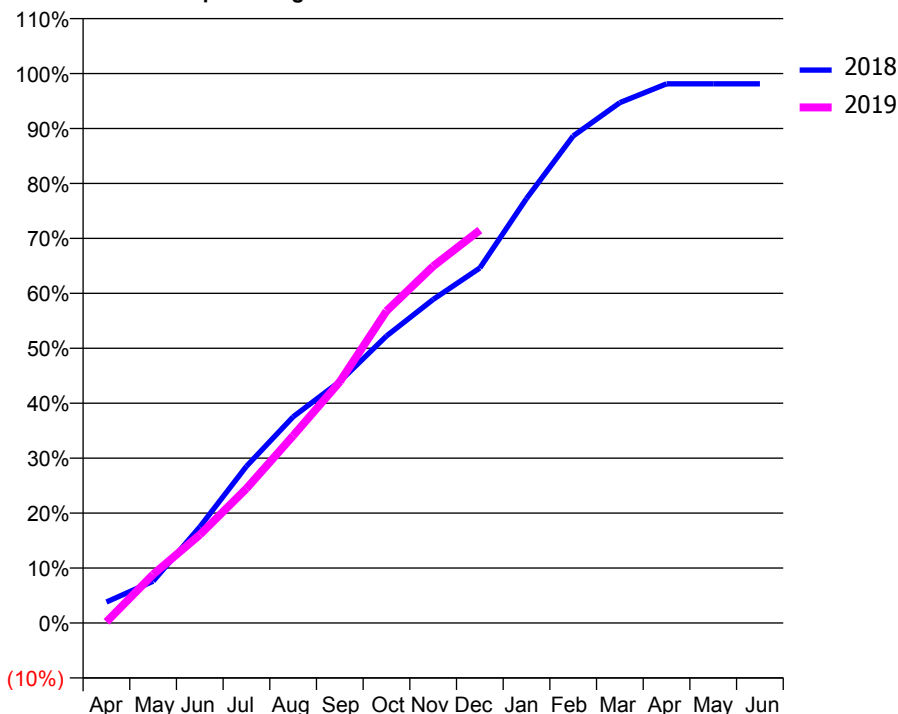
ACCESS*

Patients seen in 24 months	Total	Change since previous quarter
Quarter ending December 2017	1,437	
Quarter ending March 2018	1,490	↑
Quarter ending June 2018	1,536	↑
Quarter ending September 2018	1,556	→
Quarter ending December 2018	1,655	↑
Variance since December 2017	15.2%	↑



ACTIVITY

Cumulative percentage of contracted UDA delivered 2018 & 2019



Month	Adjusted Scheduled Activity (UDA)	
	2018	2019
April	148	8
May	295	343
June	678	623
July	1,106	949
August	1,455	1,322
September	1,704	1,703
October	2,025	2,201
November	2,283	2,517
December	2,505	2,772
January	2,995	
February	3,436	
March	3,672	
April	3,804	
May	3,804	
June	3,804	

QUALITY

	Quantity	Base Number	Contract	AT	Region	England
% of FP17s for the same patient ID Re-attending within 3 months - Children	12	448	2.7%	9.5%	12.3%	11.8%
% of FP17s for the same patient ID Re-attending within 3 months - Adults	111	1,350	8.2%	12.8%	15.8%	15.6%
% of FP17s for the same patient ID Re-attending between 3 & 9 months - Children	211	448	47.1%	62.9%	60.1%	58.8%
% of FP17s for the same patient ID Re-attending between 3 & 9 months - Adults	377	1,350	27.9%	54.6%	53.3%	51.0%
% of FP17s for Band 1 Urgent Courses	99	1,749	5.7%	7.5%	9.0%	9.0%
% of FP17s Relating to Free Repair or Replacements	33	1,749	1.9%	0.9%	1.0%	0.8%
% of FP17s Relating to Continuations	28	1,749	1.6%	0.9%	1.0%	0.9%
% of Patients satisfied with the dentistry they have received	0	0	N/A	93.6%	93.8%	93.2%
% of Patients satisfied with the time they had to wait for an appointment	0	0	N/A	89.5%	89.4%	88.3%

* This is based on patients treated on this contract for their most recent course of treatment. Figures in italics indicate the base number of FP17s or Patient Questionnaire responses are less than 100. N/A is shown where the base number of responses is less than 10 during the period. % is calculated as Quantity/Base number*100

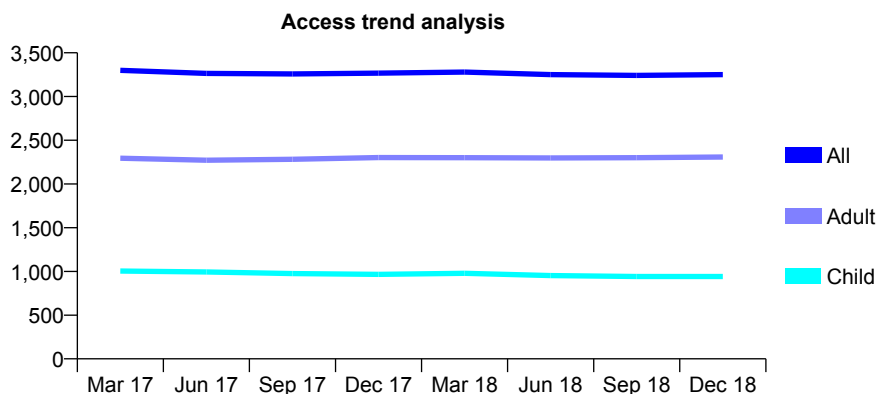
Q50 - Vital Signs At a Glance Contract Report for 139017/0001 - December 2018

Name or company name	Bottesford Dental Practice
Contract type name	GDS Contract
Purpose of contract	General
Contract start date	01/06/2011
Contract end date	

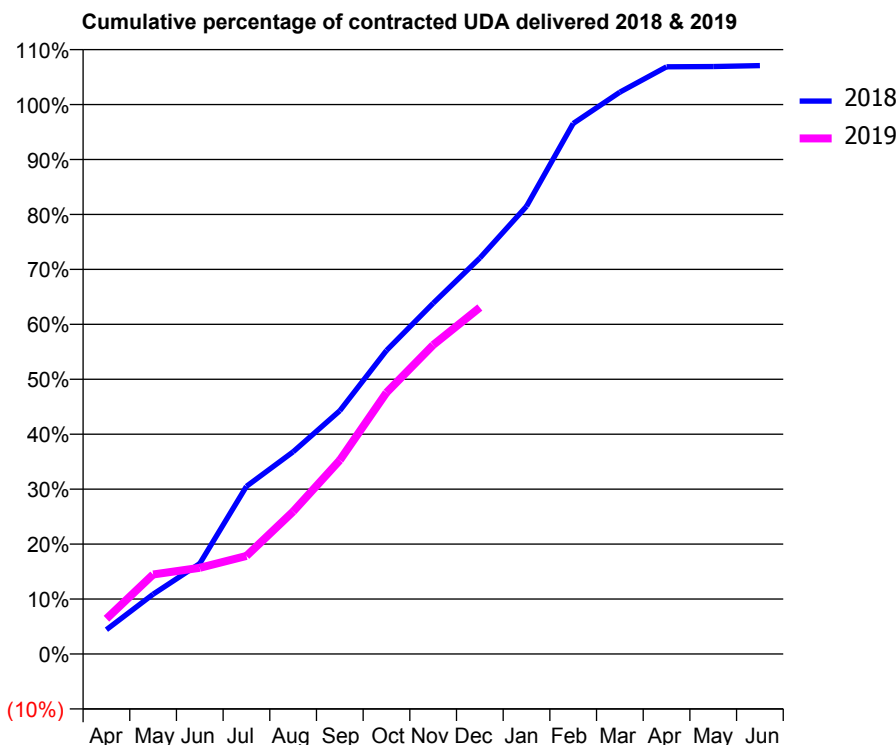
18/19 Contracted general activity (UDA)	7,204
Carry forward general activity (UDA)	-144
18/19 Contracted orthodontic activity (UOA)	0
Carry forward orthodontic activity (UOA)	0
Baseline contract value	£228,646.07

ACCESS*

Patients seen in 24 months	Total	Change since previous quarter
Quarter ending December 2017	3,268	
Quarter ending March 2018	3,280	→
Quarter ending June 2018	3,250	→
Quarter ending September 2018	3,242	→
Quarter ending December 2018	3,250	→
Variance since December 2017	(0.6%)	→



ACTIVITY



Month	Adjusted Scheduled Activity (UDA)	
	2018	2019
April	320	462
May	784	1,042
June	1,186	1,130
July	2,198	1,286
August	2,652	1,868
September	3,189	2,541
October	3,981	3,427
November	4,599	4,052
December	5,191	4,542
January	5,870	
February	6,956	
March	7,367	
April	7,698	
May	7,702	
June	7,714	

QUALITY

	Quantity	Base Number	Contract	AT	Region	England
% of FP17s for the same patient ID Re-attending within 3 months - Children	26	799	3.3%	9.5%	12.3%	11.8%
% of FP17s for the same patient ID Re-attending within 3 months - Adults	117	1,597	7.3%	12.8%	15.8%	15.6%
% of FP17s for the same patient ID Re-attending between 3 & 9 months - Children	386	799	48.3%	62.9%	60.1%	58.8%
% of FP17s for the same patient ID Re-attending between 3 & 9 months - Adults	449	1,597	28.1%	54.6%	53.3%	51.0%
% of FP17s for Band 1 Urgent Courses	104	2,241	4.6%	7.5%	9.0%	9.0%
% of FP17s Relating to Free Repair or Replacements	26	2,241	1.2%	0.9%	1.0%	0.8%
% of FP17s Relating to Continuations	18	2,241	0.8%	0.9%	1.0%	0.9%
% of Patients satisfied with the dentistry they have received	1	1	N/A	93.6%	93.8%	93.2%
% of Patients satisfied with the time they had to wait for an appointment	1	1	N/A	89.5%	89.4%	88.3%

* This is based on patients treated on this contract for their most recent course of treatment. Figures in italics indicate the base number of FP17s or Patient Questionnaire responses are less than 100. N/A is shown where the base number of responses is less than 10 during the period. % is calculated as Quantity/Base number*100

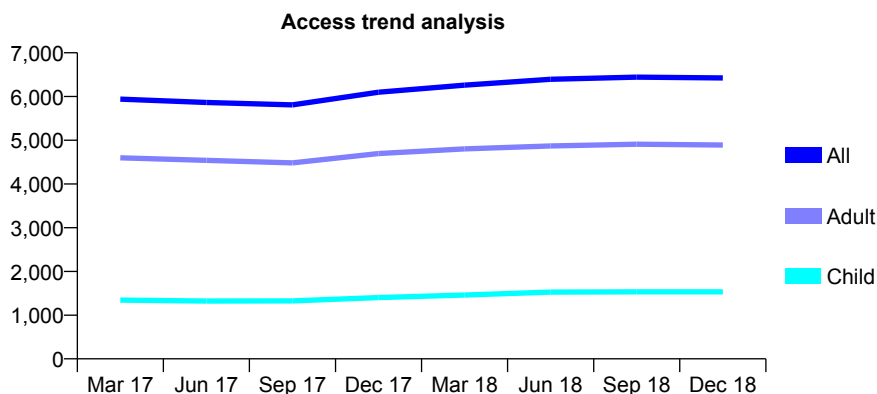
Q50 - Vital Signs At a Glance Contract Report for 139300/0001 - December 2018

Name or company name	Grassington Dental Care Ltd
Contract type name	GDS Contract
Purpose of contract	General
Contract start date	01/07/2014
Contract end date	

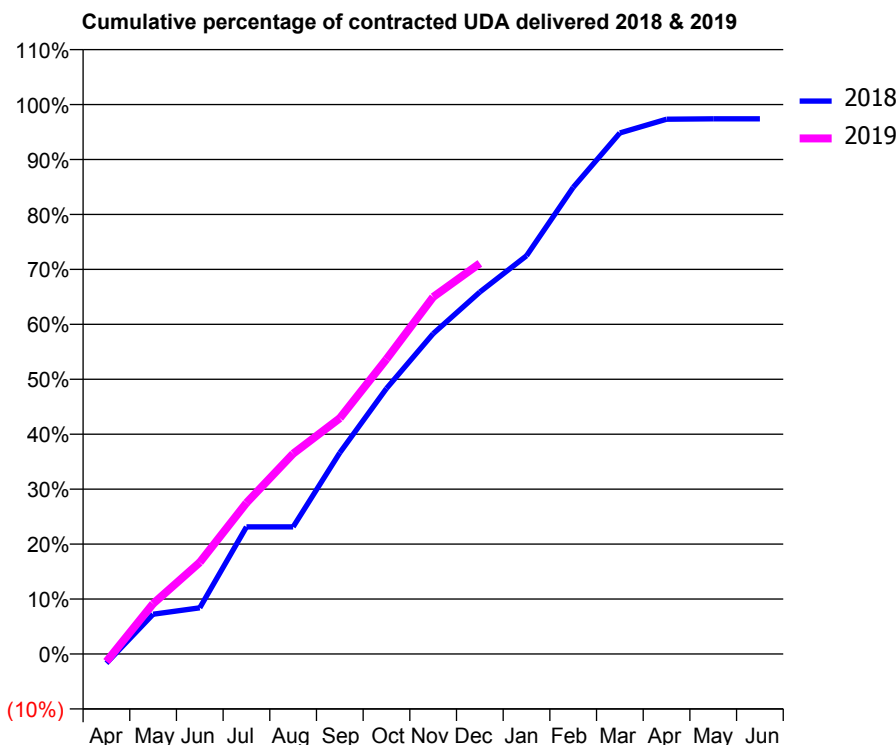
18/19 Contracted general activity (UDA)	16,308
Carry forward general activity (UDA)	424
18/19 Contracted orthodontic activity (UOA)	0
Carry forward orthodontic activity (UOA)	0
Baseline contract value	£447,896.21

ACCESS*

Patients seen in 24 months	Total	Change since previous quarter
Quarter ending December 2017	6,098	
Quarter ending March 2018	6,261	↑
Quarter ending June 2018	6,396	↑
Quarter ending September 2018	6,442	→
Quarter ending December 2018	6,424	→
Variance since December 2017	5.3%	↑



ACTIVITY



Month	Adjusted Scheduled Activity (UDA)	
	2018	2019
April	-274	-226
May	1,182	1,494
June	1,371	2,721
July	3,772	4,486
August	3,772	5,944
September	5,975	7,000
October	7,882	8,754
November	9,507	10,596
December	10,743	11,592
January	11,819	
February	13,850	
March	15,464	
April	15,871	
May	15,884	
June	15,884	

QUALITY

	Quantity	Base Number	Contract	AT	Region	England
% of FP17s for the same patient ID Re-attending within 3 months - Children	114	1,880	6.1%	9.5%	12.3%	11.8%
% of FP17s for the same patient ID Re-attending within 3 months - Adults	775	5,248	14.8%	12.8%	15.8%	15.6%
% of FP17s for the same patient ID Re-attending between 3 & 9 months - Children	1,270	1,880	67.6%	62.9%	60.1%	58.8%
% of FP17s for the same patient ID Re-attending between 3 & 9 months - Adults	2,928	5,248	55.8%	54.6%	53.3%	51.0%
% of FP17s for Band 1 Urgent Courses	611	6,893	8.9%	7.5%	9.0%	9.0%
% of FP17s Relating to Free Repair or Replacements	57	6,893	0.8%	0.9%	1.0%	0.8%
% of FP17s Relating to Continuations	118	6,893	1.7%	0.9%	1.0%	0.9%
% of Patients satisfied with the dentistry they have received	2	2	N/A	93.6%	93.8%	93.2%
% of Patients satisfied with the time they had to wait for an appointment	2	2	N/A	89.5%	89.4%	88.3%

* This is based on patients treated on this contract for their most recent course of treatment. Figures in italics indicate the base number of FP17s or Patient Questionnaire responses are less than 100. N/A is shown where the base number of responses is less than 10 during the period. % is calculated as Quantity/Base number*100

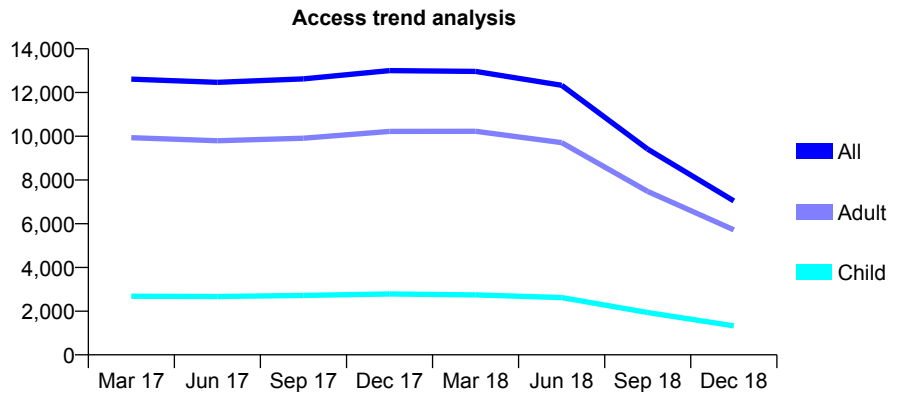
Q50 - Vital Signs At a Glance Contract Report for 142921/0001 - December 2018

Name or company name	Andrew Burnell
Contract type name	PDS Contract
Purpose of contract	General
Contract start date	01/06/2010
Contract end date	31/05/2018

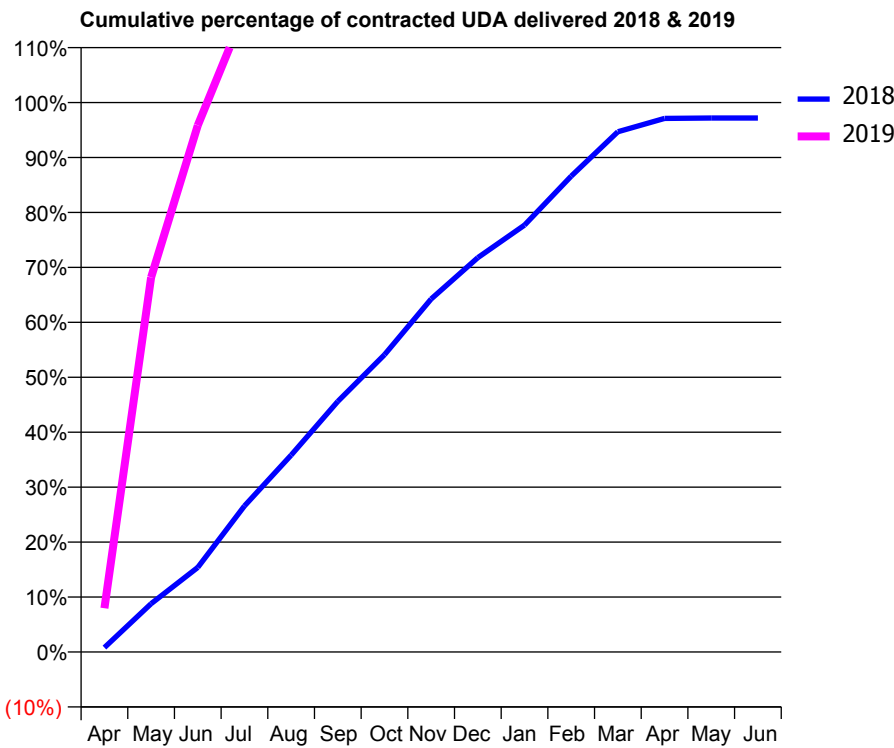
18/19 Contracted general activity (UDA)	6,033
Carry forward general activity (UDA)	0
18/19 Contracted orthodontic activity (UOA)	0
Carry forward orthodontic activity (UOA)	0
Baseline contract value	£219,271.58

ACCESS*

Patients seen in 24 months	Total	Change since previous quarter
Quarter ending December 2017	13,000	
Quarter ending March 2018	12,969	→
Quarter ending June 2018	12,330	↓
Quarter ending September 2018	9,410	↓
Quarter ending December 2018	7,045	↓
Variance since December 2017	(45.8%)	↓



ACTIVITY



Month	Adjusted Scheduled Activity (UDA)	
	2018	2019
April	296	481
May	3,183	4,113
June	5,570	5,782
July	9,622	7,031
August	12,967	7,450
September	16,509	7,649
October	19,583	7,756
November	23,261	7,819
December	25,979	7,819
January	28,128	
February	31,346	
March	34,276	
April	35,154	
May	35,178	
June	35,181	

QUALITY

	Quantity	Base Number	Contract	AT	Region	England
% of FP17s for the same patient ID Re-attending within 3 months - Children	65	680	9.6%	9.5%	12.3%	11.8%
% of FP17s for the same patient ID Re-attending within 3 months - Adults	579	2,617	22.1%	12.8%	15.8%	15.6%
% of FP17s for the same patient ID Re-attending between 3 & 9 months - Children	291	680	42.8%	62.9%	60.1%	58.8%
% of FP17s for the same patient ID Re-attending between 3 & 9 months - Adults	839	2,617	32.1%	54.6%	53.3%	51.0%
% of FP17s for Band 1 Urgent Courses	671	2,937	22.8%	7.5%	9.0%	9.0%
% of FP17s Relating to Free Repair or Replacements	16	2,937	0.5%	0.9%	1.0%	0.8%
% of FP17s Relating to Continuations	42	2,937	1.4%	0.9%	1.0%	0.9%
% of Patients satisfied with the dentistry they have received	2	3	N/A	93.6%	93.8%	93.2%
% of Patients satisfied with the time they had to wait for an appointment	0	3	N/A	89.5%	89.4%	88.3%

* This is based on patients treated on this contract for their most recent course of treatment. Figures in italics indicate the base number of FP17s or Patient Questionnaire responses are less than 100. N/A is shown where the base number of responses is less than 10 during the period. % is calculated as Quantity/Base number*100

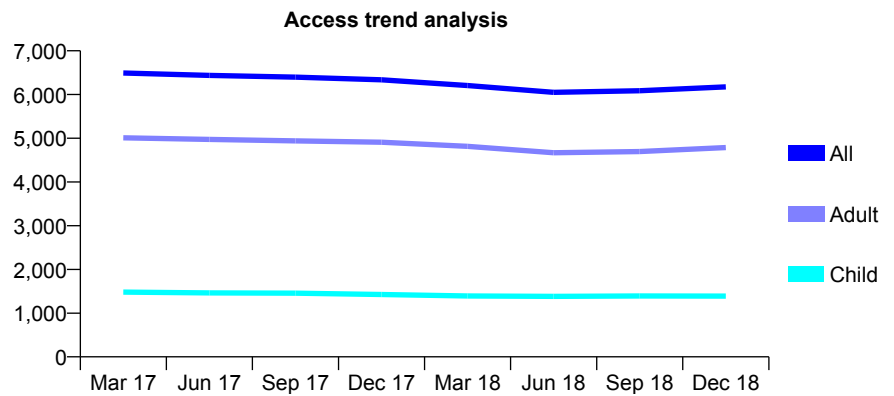
Q50 - Vital Signs At a Glance Contract Report for 143332/0001 - December 2018

Name or company name	Cleethorpes Dental Practice Limited
Contract type name	GDS Contract
Purpose of contract	General
Contract start date	01/07/2012
Contract end date	

18/19 Contracted general activity (UDA)	21,404
Carry forward general activity (UDA)	0
18/19 Contracted orthodontic activity (UOA)	0
Carry forward orthodontic activity (UOA)	0
Baseline contract value	£721,328.88

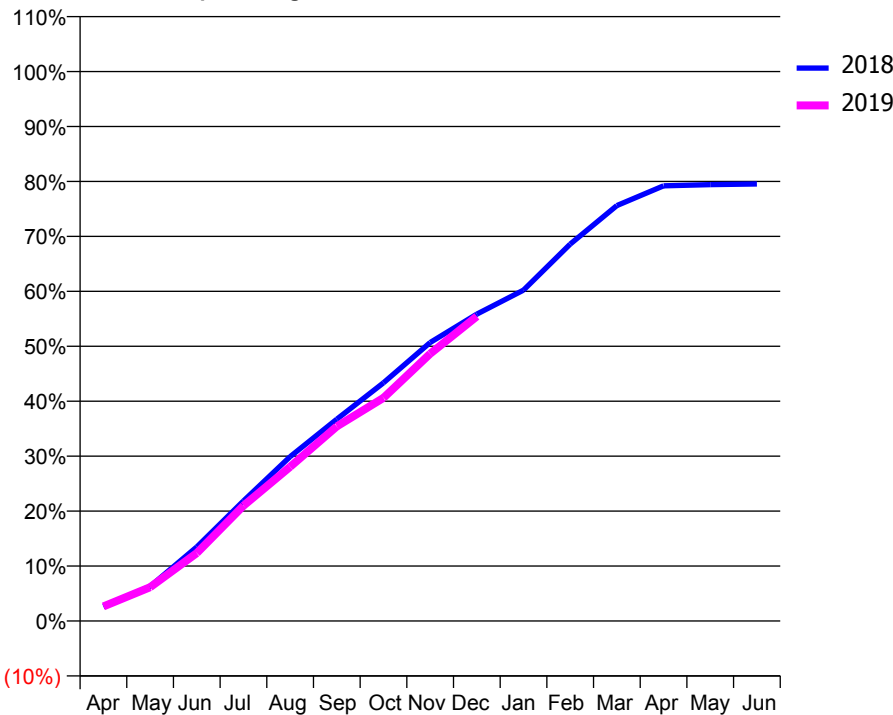
ACCESS*

Patients seen in 24 months	Total	Change since previous quarter
Quarter ending December 2017	6,336	
Quarter ending March 2018	6,205	↓
Quarter ending June 2018	6,050	↓
Quarter ending September 2018	6,086	→
Quarter ending December 2018	6,176	→
Variance since December 2017	(2.5%)	↓



ACTIVITY

Cumulative percentage of contracted UDA delivered 2018 & 2019



Month	Adjusted Scheduled Activity (UDA)	
	2018	2019
April	559	568
May	1,347	1,318
June	2,887	2,648
July	4,679	4,491
August	6,401	6,009
September	7,863	7,582
October	9,281	8,693
November	10,850	10,414
December	11,952	11,864
January	12,890	
February	14,683	
March	16,181	
April	16,953	
May	16,998	
June	17,022	

QUALITY

	Quantity	Base Number	Contract	AT	Region	England
% of FP17s for the same patient ID Re-attending within 3 months - Children	87	1,398	6.2%	9.5%	12.3%	11.8%
% of FP17s for the same patient ID Re-attending within 3 months - Adults	600	4,600	13.0%	12.8%	15.8%	15.6%
% of FP17s for the same patient ID Re-attending between 3 & 9 months - Children	780	1,398	55.8%	62.9%	60.1%	58.8%
% of FP17s for the same patient ID Re-attending between 3 & 9 months - Adults	2,322	4,600	50.5%	54.6%	53.3%	51.0%
% of FP17s for Band 1 Urgent Courses	207	5,667	3.7%	7.5%	9.0%	9.0%
% of FP17s Relating to Free Repair or Replacements	89	5,667	1.6%	0.9%	1.0%	0.8%
% of FP17s Relating to Continuations	49	5,667	0.9%	0.9%	1.0%	0.9%
% of Patients satisfied with the dentistry they have received	1	1	N/A	93.6%	93.8%	93.2%
% of Patients satisfied with the time they had to wait for an appointment	1	1	N/A	89.5%	89.4%	88.3%

* This is based on patients treated on this contract for their most recent course of treatment. Figures in italics indicate the base number of FP17s or Patient Questionnaire responses are less than 100. N/A is shown where the base number of responses is less than 10 during the period. % is calculated as Quantity/Base number*100

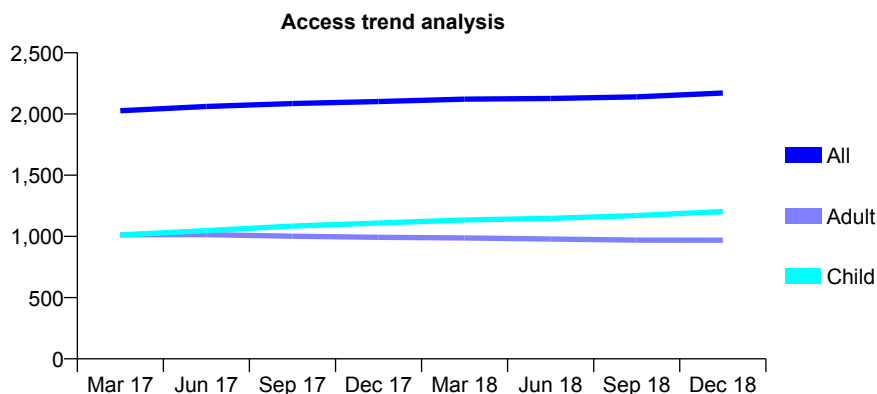
Q50 - Vital Signs At a Glance Contract Report for 143464/0001 - December 2018

Name or company name	The Dental Health Practice Ltd.
Contract type name	GDS Contract
Purpose of contract	General and Orthodontic
Contract start date	01/01/2009
Contract end date	

18/19 Contracted general activity (UDA)	5,931
Carry forward general activity (UDA)	0
18/19 Contracted orthodontic activity (UOA)	585
Carry forward orthodontic activity (UOA)	0
Baseline contract value	£229,241.79

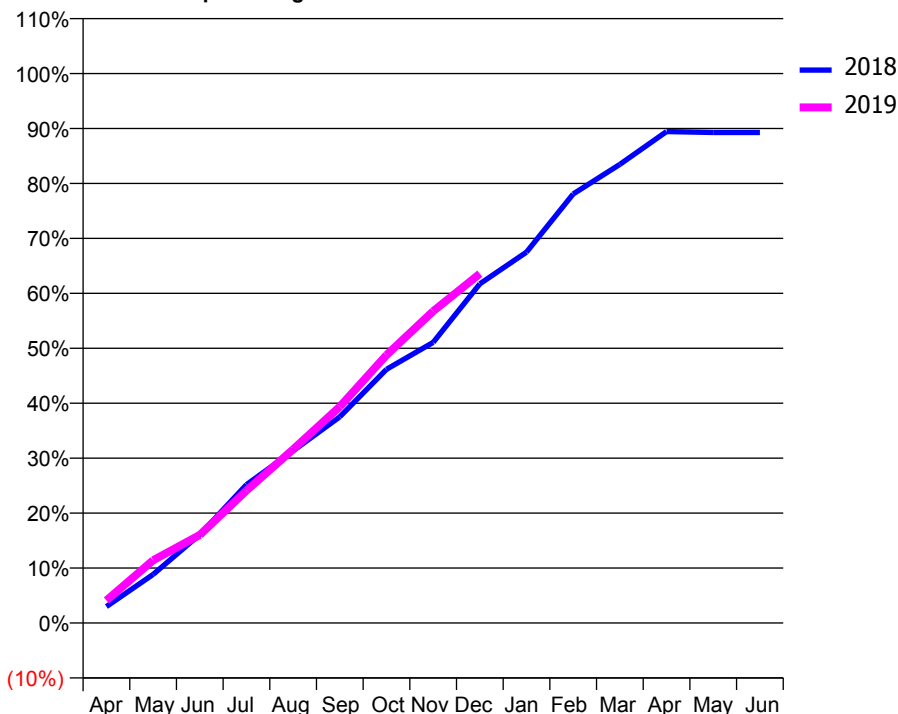
ACCESS*

Patients seen in 24 months	Total	Change since previous quarter
Quarter ending December 2017	2,102	
Quarter ending March 2018	2,121	→
Quarter ending June 2018	2,127	→
Quarter ending September 2018	2,140	→
Quarter ending December 2018	2,172	→
Variance since December 2017	3.3%	↑



ACTIVITY

Cumulative percentage of contracted UDA delivered 2018 & 2019



Month	Adjusted Scheduled Activity (UDA)	
	2018	2019
April	177	244
May	524	677
June	955	950
July	1,493	1,430
August	1,859	1,875
September	2,226	2,336
October	2,738	2,893
November	3,029	3,366
December	3,661	3,770
January	4,004	
February	4,631	
March	4,951	
April	5,304	
May	5,295	
June	5,295	

QUALITY

	Quantity	Base Number	Contract	AT	Region	England
% of FP17s for the same patient ID Re-attending within 3 months - Children	109	1,506	7.2%	9.5%	12.3%	11.8%
% of FP17s for the same patient ID Re-attending within 3 months - Adults	125	1,053	11.9%	12.8%	15.8%	15.6%
% of FP17s for the same patient ID Re-attending between 3 & 9 months - Children	999	1,506	66.3%	62.9%	60.1%	58.8%
% of FP17s for the same patient ID Re-attending between 3 & 9 months - Adults	631	1,053	59.9%	54.6%	53.3%	51.0%
% of FP17s for Band 1 Urgent Courses	78	2,291	3.4%	7.5%	9.0%	9.0%
% of FP17s Relating to Free Repair or Replacements	15	2,291	0.7%	0.9%	1.0%	0.8%
% of FP17s Relating to Continuations	7	2,291	0.3%	0.9%	1.0%	0.9%
% of Patients satisfied with the dentistry they have received	2	2	N/A	93.6%	93.8%	93.2%
% of Patients satisfied with the time they had to wait for an appointment	2	2	N/A	89.5%	89.4%	88.3%

* This is based on patients treated on this contract for their most recent course of treatment. Figures in italics indicate the base number of FP17s or Patient Questionnaire responses are less than 100. N/A is shown where the base number of responses is less than 10 during the period. % is calculated as Quantity/Base number*100

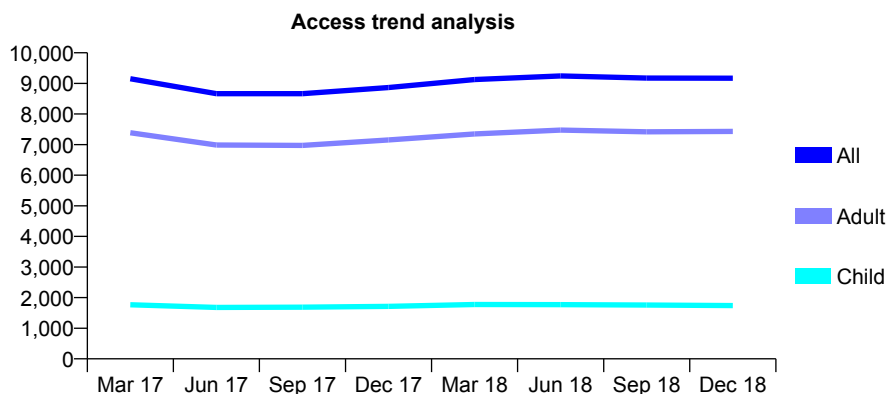
Q50 - Vital Signs At a Glance Contract Report for 143782/0001 - December 2018

Name or company name	Mr R Sharma
Contract type name	GDS Contract
Purpose of contract	General
Contract start date	01/04/2013
Contract end date	

18/19 Contracted general activity (UDA)	23,860
Carry forward general activity (UDA)	345
18/19 Contracted orthodontic activity (UOA)	0
Carry forward orthodontic activity (UOA)	0
Baseline contract value	£764,351.18

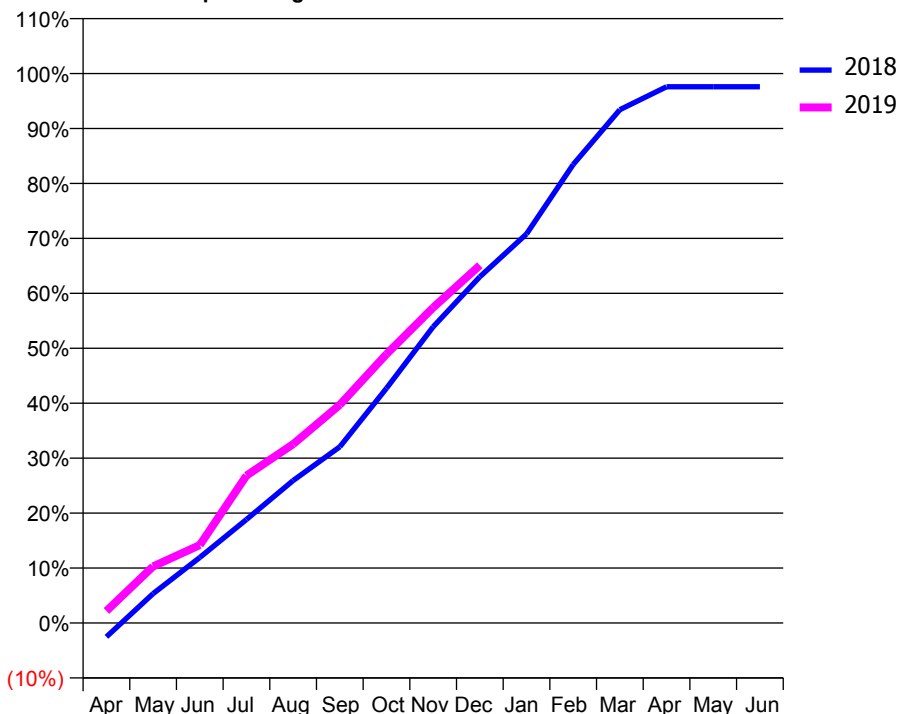
ACCESS*

Patients seen in 24 months	Total	Change since previous quarter
Quarter ending December 2017	8,867	
Quarter ending March 2018	9,125	↑
Quarter ending June 2018	9,246	→
Quarter ending September 2018	9,175	→
Quarter ending December 2018	9,172	→
Variance since December 2017	3.4%	↑



ACTIVITY

Cumulative percentage of contracted UDA delivered 2018 & 2019



Month	Adjusted Scheduled Activity (UDA)	
	2018	2019
April	-604	525
May	1,275	2,455
June	2,845	3,386
July	4,496	6,400
August	6,187	7,768
September	7,650	9,473
October	10,194	11,676
November	12,862	13,696
December	15,035	15,530
January	16,891	
February	19,911	
March	22,289	
April	23,282	
May	23,286	
June	23,286	

QUALITY

	Quantity	Base Number	Contract	AT	Region	England
% of FP17s for the same patient ID Re-attending within 3 months - Children	64	1,404	4.6%	9.5%	12.3%	11.8%
% of FP17s for the same patient ID Re-attending within 3 months - Adults	700	5,889	11.9%	12.8%	15.8%	15.6%
% of FP17s for the same patient ID Re-attending between 3 & 9 months - Children	661	1,404	47.1%	62.9%	60.1%	58.8%
% of FP17s for the same patient ID Re-attending between 3 & 9 months - Adults	2,130	5,889	36.2%	54.6%	53.3%	51.0%
% of FP17s for Band 1 Urgent Courses	705	6,990	10.1%	7.5%	9.0%	9.0%
% of FP17s Relating to Free Repair or Replacements	57	6,990	0.8%	0.9%	1.0%	0.8%
% of FP17s Relating to Continuations	93	6,990	1.3%	0.9%	1.0%	0.9%
% of Patients satisfied with the dentistry they have received	3	3	N/A	93.6%	93.8%	93.2%
% of Patients satisfied with the time they had to wait for an appointment	3	3	N/A	89.5%	89.4%	88.3%

* This is based on patients treated on this contract for their most recent course of treatment. Figures in italics indicate the base number of FP17s or Patient Questionnaire responses are less than 100. N/A is shown where the base number of responses is less than 10 during the period. % is calculated as Quantity/Base number*100

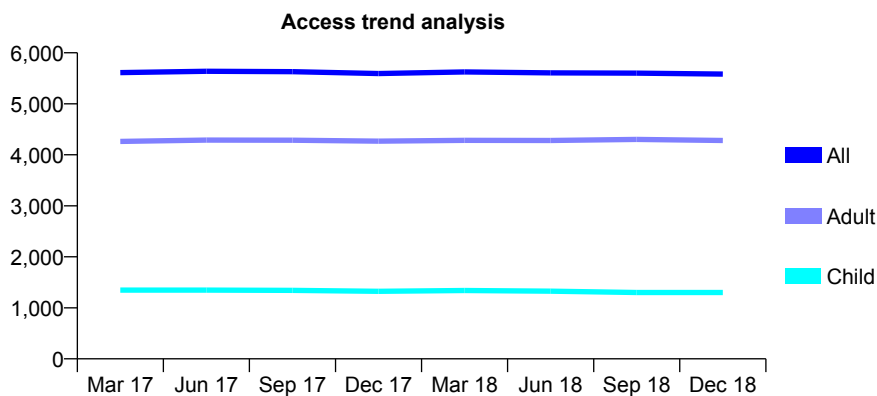
Q50 - Vital Signs At a Glance Contract Report for 145777/0001 - December 2018

Name or company name	Burnby Lane Dental Practice
Contract type name	GDS Contract
Purpose of contract	General
Contract start date	28/03/2014
Contract end date	

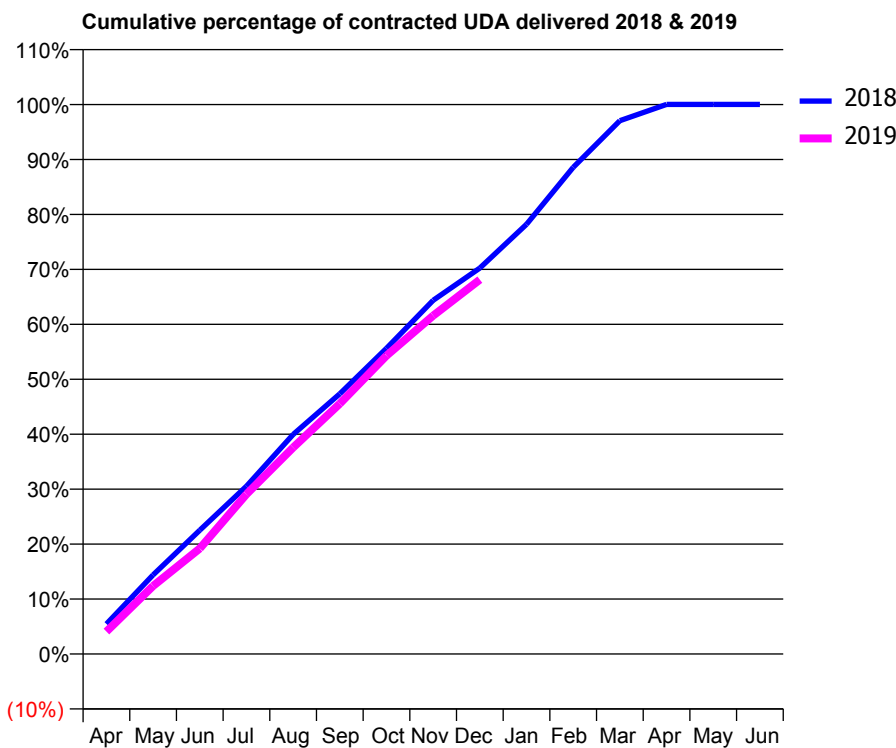
18/19 Contracted general activity (UDA)	14,520
Carry forward general activity (UDA)	-2
18/19 Contracted orthodontic activity (UOA)	0
Carry forward orthodontic activity (UOA)	0
Baseline contract value	£424,341.05

ACCESS*

Patients seen in 24 months	Total	Change since previous quarter
Quarter ending December 2017	5,593	
Quarter ending March 2018	5,624	→
Quarter ending June 2018	5,607	→
Quarter ending September 2018	5,602	→
Quarter ending December 2018	5,582	→
Variance since December 2017	(0.2%)	→



ACTIVITY



Month	Adjusted Scheduled Activity (UDA)	
	2018	2019
April	794	594
May	2,090	1,800
June	3,273	2,787
July	4,435	4,224
August	5,800	5,456
September	6,877	6,617
October	8,077	7,884
November	9,345	8,940
December	10,200	9,894
January	11,354	
February	12,858	
March	14,092	
April	14,522	
May	14,521	
June	14,522	

QUALITY

	Quantity	Base Number	Contract	AT	Region	England
% of FP17s for the same patient ID Re-attending within 3 months - Children	59	1,531	3.9%	9.5%	12.3%	11.8%
% of FP17s for the same patient ID Re-attending within 3 months - Adults	496	4,238	11.7%	12.8%	15.8%	15.6%
% of FP17s for the same patient ID Re-attending between 3 & 9 months - Children	1,116	1,531	72.9%	62.9%	60.1%	58.8%
% of FP17s for the same patient ID Re-attending between 3 & 9 months - Adults	1,934	4,238	45.6%	54.6%	53.3%	51.0%
% of FP17s for Band 1 Urgent Courses	480	5,539	8.7%	7.5%	9.0%	9.0%
% of FP17s Relating to Free Repair or Replacements	95	5,539	1.7%	0.9%	1.0%	0.8%
% of FP17s Relating to Continuations	73	5,539	1.3%	0.9%	1.0%	0.9%
% of Patients satisfied with the dentistry they have received	4	4	N/A	93.6%	93.8%	93.2%
% of Patients satisfied with the time they had to wait for an appointment	4	4	N/A	89.5%	89.4%	88.3%

* This is based on patients treated on this contract for their most recent course of treatment. Figures in italics indicate the base number of FP17s or Patient Questionnaire responses are less than 100. N/A is shown where the base number of responses is less than 10 during the period. % is calculated as Quantity/Base number*100

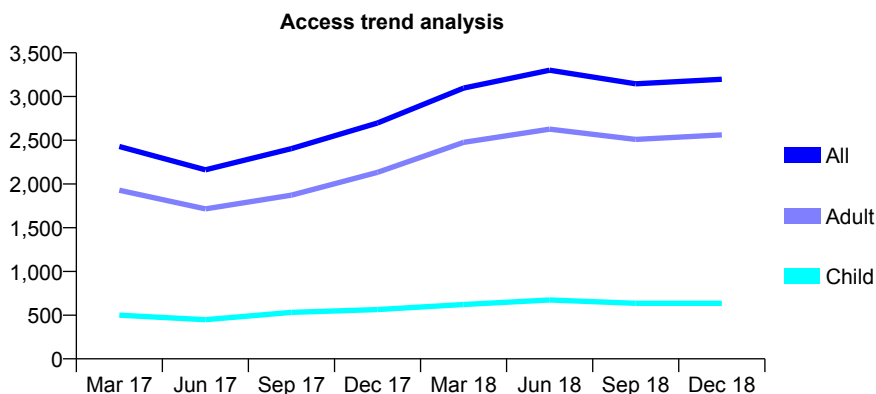
Q50 - Vital Signs At a Glance Contract Report for 146269/0001 - December 2018

Name or company name	Ishak Practices Ltd
Contract type name	GDS Contract
Purpose of contract	General
Contract start date	01/04/2011
Contract end date	

18/19 Contracted general activity (UDA)	16,000
Carry forward general activity (UDA)	0
18/19 Contracted orthodontic activity (UOA)	0
Carry forward orthodontic activity (UOA)	0
Baseline contract value	£441,176.01

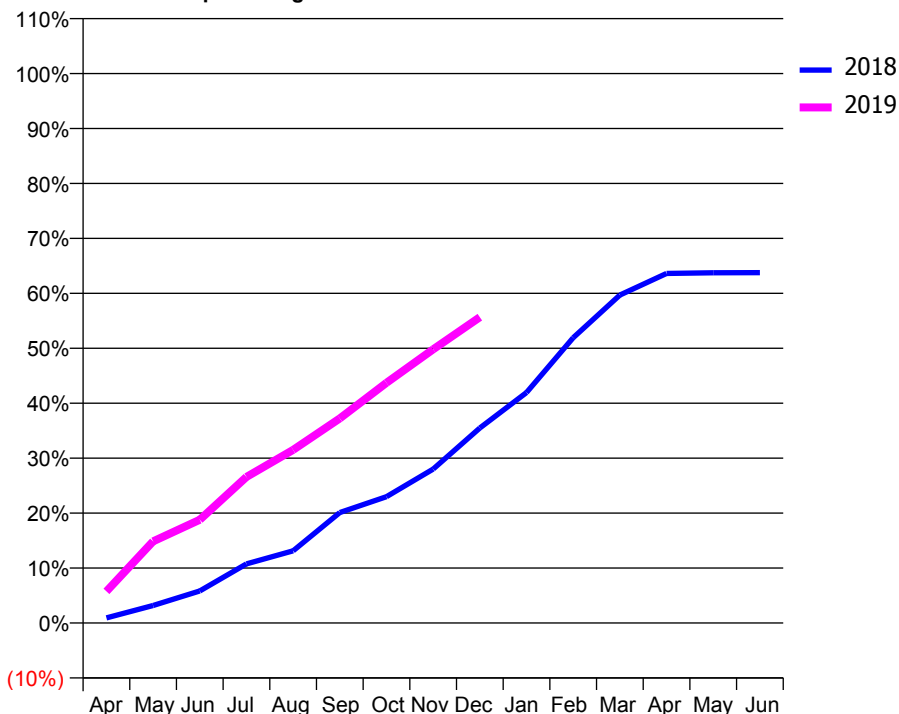
ACCESS*

Patients seen in 24 months	Total	Change since previous quarter
Quarter ending December 2017	2,697	
Quarter ending March 2018	3,097	↑
Quarter ending June 2018	3,301	↑
Quarter ending September 2018	3,145	↓
Quarter ending December 2018	3,197	→
Variance since December 2017	18.5%	↑



ACTIVITY

Cumulative percentage of contracted UDA delivered 2018 & 2019



Month	Adjusted Scheduled Activity (UDA)	
	2018	2019
April	148	922
May	512	2,379
June	934	3,008
July	1,724	4,254
August	2,101	5,040
September	3,215	5,957
October	3,679	6,996
November	4,484	7,971
December	5,678	8,904
January	6,712	
February	8,306	
March	9,548	
April	10,179	
May	10,200	
June	10,202	

QUALITY

	Quantity	Base Number	Contract	AT	Region	England
% of FP17s for the same patient ID Re-attending within 3 months - Children	65	682	9.5%	9.5%	12.3%	11.8%
% of FP17s for the same patient ID Re-attending within 3 months - Adults	549	2,918	18.8%	12.8%	15.8%	15.6%
% of FP17s for the same patient ID Re-attending between 3 & 9 months - Children	304	682	44.6%	62.9%	60.1%	58.8%
% of FP17s for the same patient ID Re-attending between 3 & 9 months - Adults	1,231	2,918	42.2%	54.6%	53.3%	51.0%
% of FP17s for Band 1 Urgent Courses	464	3,377	13.7%	7.5%	9.0%	9.0%
% of FP17s Relating to Free Repair or Replacements	55	3,377	1.6%	0.9%	1.0%	0.8%
% of FP17s Relating to Continuations	104	3,377	3.1%	0.9%	1.0%	0.9%
% of Patients satisfied with the dentistry they have received	4	4	N/A	93.6%	93.8%	93.2%
% of Patients satisfied with the time they had to wait for an appointment	4	4	N/A	89.5%	89.4%	88.3%

* This is based on patients treated on this contract for their most recent course of treatment. Figures in italics indicate the base number of FP17s or Patient Questionnaire responses are less than 100. N/A is shown where the base number of responses is less than 10 during the period. % is calculated as Quantity/Base number*100

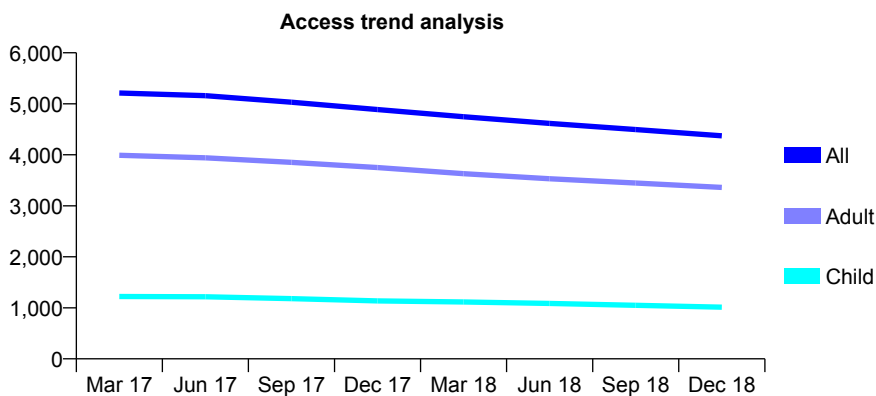
Q50 - Vital Signs At a Glance Contract Report for 146293/0001 - December 2018

Name or company name	Willerby Dental Care
Contract type name	GDS Contract
Purpose of contract	General
Contract start date	01/04/2009
Contract end date	

18/19 Contracted general activity (UDA)	12,500
Carry forward general activity (UDA)	0
18/19 Contracted orthodontic activity (UOA)	0
Carry forward orthodontic activity (UOA)	0
Baseline contract value	£410,164.99

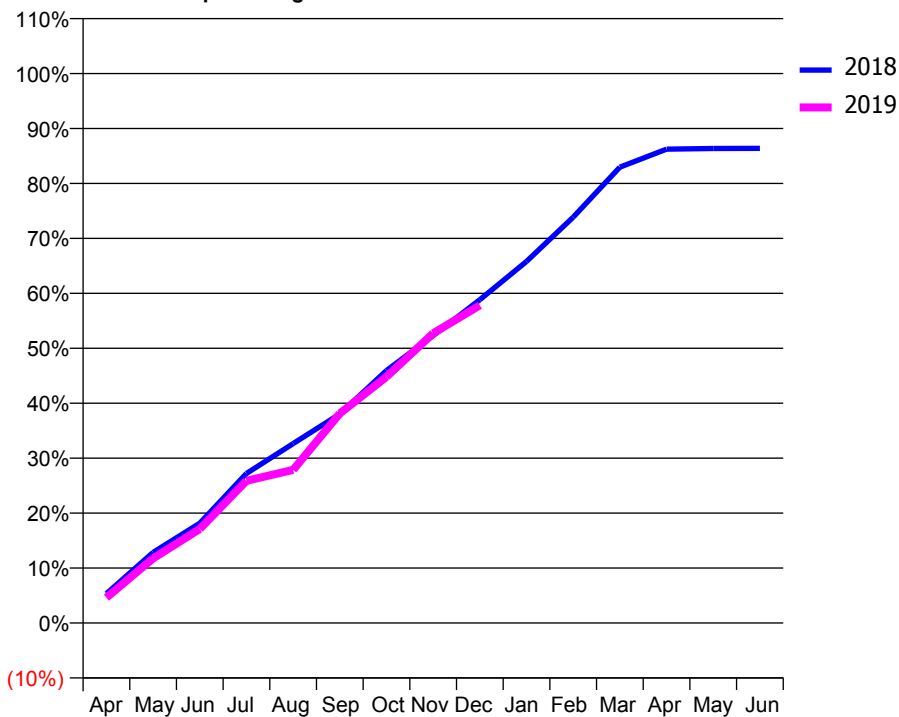
ACCESS*

Patients seen in 24 months	Total	Change since previous quarter
Quarter ending December 2017	4,887	
Quarter ending March 2018	4,746	↓
Quarter ending June 2018	4,616	↓
Quarter ending September 2018	4,495	↓
Quarter ending December 2018	4,372	↓
Variance since December 2017	(10.5%)	↓



ACTIVITY

Cumulative percentage of contracted UDA delivered 2018 & 2019



Month	Adjusted Scheduled Activity (UDA)	
	2018	2019
April	669	578
May	1,607	1,469
June	2,271	2,139
July	3,401	3,234
August	4,082	3,484
September	4,753	4,766
October	5,745	5,601
November	6,538	6,590
December	7,353	7,227
January	8,224	
February	9,233	
March	10,370	
April	10,779	
May	10,795	
June	10,797	

QUALITY

	Quantity	Base Number	Contract	AT	Region	England
% of FP17s for the same patient ID Re-attending within 3 months - Children	106	1,344	7.9%	9.5%	12.3%	11.8%
% of FP17s for the same patient ID Re-attending within 3 months - Adults	374	3,237	11.6%	12.8%	15.8%	15.6%
% of FP17s for the same patient ID Re-attending between 3 & 9 months - Children	974	1,344	72.5%	62.9%	60.1%	58.8%
% of FP17s for the same patient ID Re-attending between 3 & 9 months - Adults	1,244	3,237	38.4%	54.6%	53.3%	51.0%
% of FP17s for Band 1 Urgent Courses	355	4,371	8.1%	7.5%	9.0%	9.0%
% of FP17s Relating to Free Repair or Replacements	16	4,371	0.4%	0.9%	1.0%	0.8%
% of FP17s Relating to Continuations	50	4,371	1.1%	0.9%	1.0%	0.9%
% of Patients satisfied with the dentistry they have received	4	4	N/A	93.6%	93.8%	93.2%
% of Patients satisfied with the time they had to wait for an appointment	4	4	N/A	89.5%	89.4%	88.3%

* This is based on patients treated on this contract for their most recent course of treatment. Figures in italics indicate the base number of FP17s or Patient Questionnaire responses are less than 100. N/A is shown where the base number of responses is less than 10 during the period. % is calculated as Quantity/Base number*100

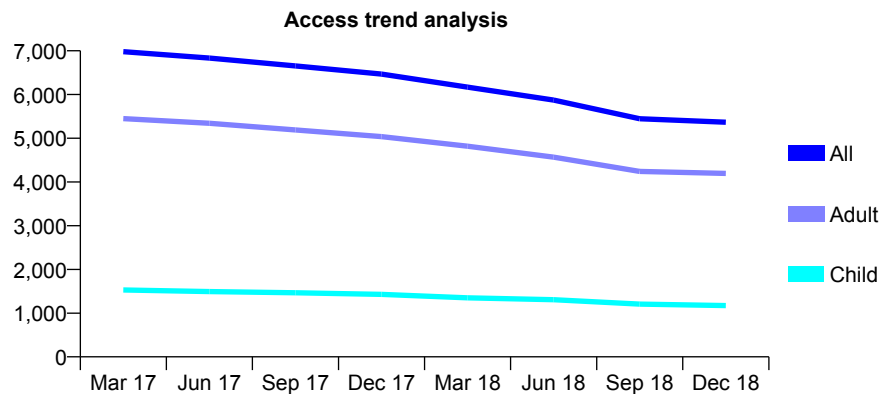
Q50 - Vital Signs At a Glance Contract Report for 148016/0001 - December 2018

Name or company name	CROMWELL DENTAL PRACTICE LIMITED
Contract type name	GDS Contract
Purpose of contract	General
Contract start date	01/01/2008
Contract end date	

18/19 Contracted general activity (UDA)	18,271
Carry forward general activity (UDA)	0
18/19 Contracted orthodontic activity (UOA)	0
Carry forward orthodontic activity (UOA)	0
Baseline contract value	£553,481.99

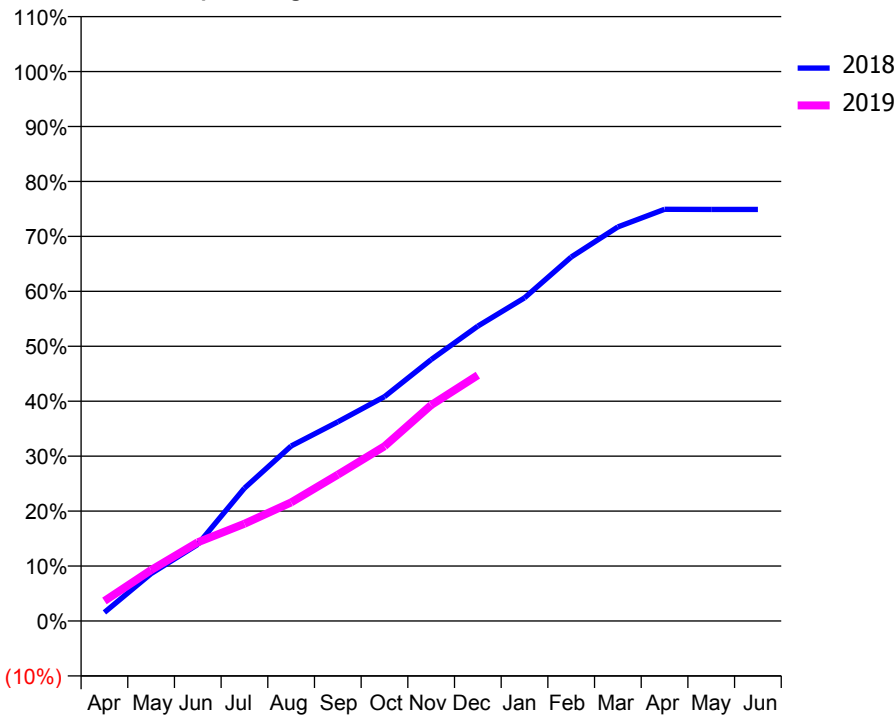
ACCESS*

Patients seen in 24 months	Total	Change since previous quarter
Quarter ending December 2017	6,468	
Quarter ending March 2018	6,169	↓
Quarter ending June 2018	5,874	↓
Quarter ending September 2018	5,447	↓
Quarter ending December 2018	5,366	↓
Variance since December 2017	(17.0%)	↓



ACTIVITY

Cumulative percentage of contracted UDA delivered 2018 & 2019



Month	Adjusted Scheduled Activity (UDA)	
	2018	2019
April	285	668
May	1,578	1,694
June	2,548	2,618
July	4,418	3,236
August	5,819	3,942
September	6,623	4,864
October	7,461	5,811
November	8,691	7,179
December	9,806	8,172
January	10,747	
February	12,103	
March	13,105	
April	13,691	
May	13,685	
June	13,685	

QUALITY

	Quantity	Base Number	Contract	AT	Region	England
% of FP17s for the same patient ID Re-attending within 3 months - Children	39	952	4.1%	9.5%	12.3%	11.8%
% of FP17s for the same patient ID Re-attending within 3 months - Adults	231	2,919	7.9%	12.8%	15.8%	15.6%
% of FP17s for the same patient ID Re-attending between 3 & 9 months - Children	410	952	43.1%	62.9%	60.1%	58.8%
% of FP17s for the same patient ID Re-attending between 3 & 9 months - Adults	871	2,919	29.8%	54.6%	53.3%	51.0%
% of FP17s for Band 1 Urgent Courses	245	3,644	6.7%	7.5%	9.0%	9.0%
% of FP17s Relating to Free Repair or Replacements	43	3,644	1.2%	0.9%	1.0%	0.8%
% of FP17s Relating to Continuations	45	3,644	1.2%	0.9%	1.0%	0.9%
% of Patients satisfied with the dentistry they have received	3	3	N/A	93.6%	93.8%	93.2%
% of Patients satisfied with the time they had to wait for an appointment	3	3	N/A	89.5%	89.4%	88.3%

* This is based on patients treated on this contract for their most recent course of treatment. Figures in italics indicate the base number of FP17s or Patient Questionnaire responses are less than 100. N/A is shown where the base number of responses is less than 10 during the period. % is calculated as Quantity/Base number*100

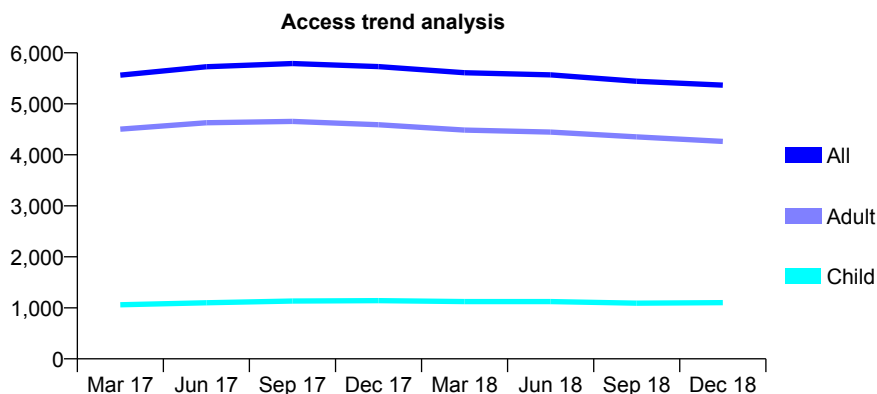
Q50 - Vital Signs At a Glance Contract Report for 149624/0001 - December 2018

Name or company name	Alpha Dental Kirkbymoorside
Contract type name	GDS Contract
Purpose of contract	General
Contract start date	01/11/2011
Contract end date	

18/19 Contracted general activity (UDA)	13,809
Carry forward general activity (UDA)	165
18/19 Contracted orthodontic activity (UOA)	0
Carry forward orthodontic activity (UOA)	0
Baseline contract value	£345,521.87

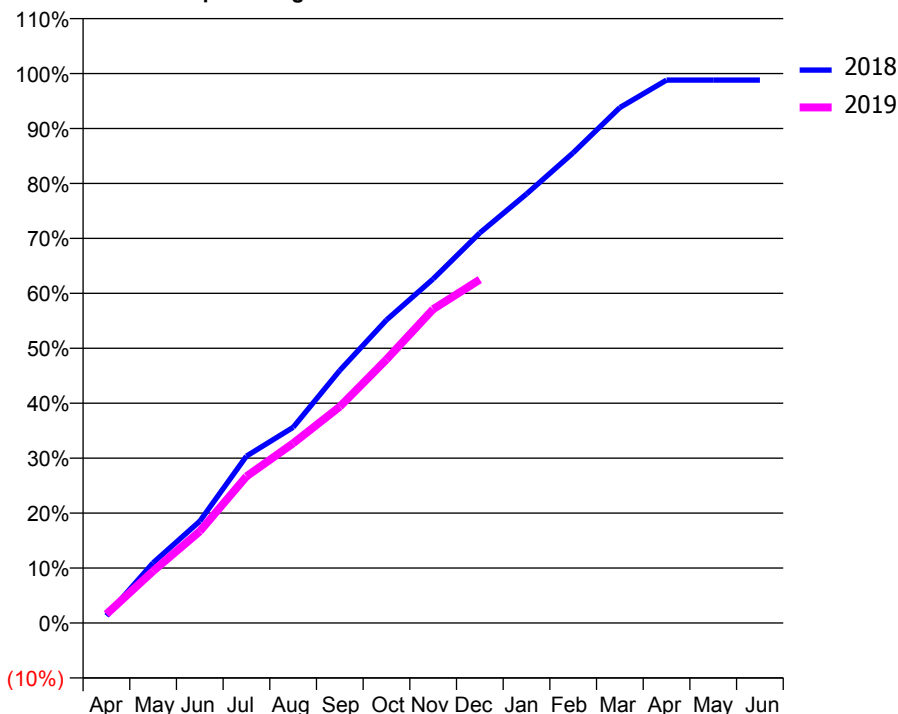
ACCESS*

Patients seen in 24 months	Total	Change since previous quarter
Quarter ending December 2017	5,730	
Quarter ending March 2018	5,608	↓
Quarter ending June 2018	5,568	→
Quarter ending September 2018	5,443	↓
Quarter ending December 2018	5,367	↓
Variance since December 2017	(6.3%)	↓



ACTIVITY

Cumulative percentage of contracted UDA delivered 2018 & 2019



QUALITY

	Quantity	Base Number	Contract	AT	Region	England
% of FP17s for the same patient ID Re-attending within 3 months - Children	76	1,105	6.9%	9.5%	12.3%	11.8%
% of FP17s for the same patient ID Re-attending within 3 months - Adults	507	4,089	12.4%	12.8%	15.8%	15.6%
% of FP17s for the same patient ID Re-attending between 3 & 9 months - Children	628	1,105	56.8%	62.9%	60.1%	58.8%
% of FP17s for the same patient ID Re-attending between 3 & 9 months - Adults	2,118	4,089	51.8%	54.6%	53.3%	51.0%
% of FP17s for Band 1 Urgent Courses	210	4,375	4.8%	7.5%	9.0%	9.0%
% of FP17s Relating to Free Repair or Replacements	28	4,375	0.6%	0.9%	1.0%	0.8%
% of FP17s Relating to Continuations	62	4,375	1.4%	0.9%	1.0%	0.9%
% of Patients satisfied with the dentistry they have received	3	3	N/A	93.6%	93.8%	93.2%
% of Patients satisfied with the time they had to wait for an appointment	3	3	N/A	89.5%	89.4%	88.3%

* This is based on patients treated on this contract for their most recent course of treatment. Figures in italics indicate the base number of FP17s or Patient Questionnaire responses are less than 100. N/A is shown where the base number of responses is less than 10 during the period. % is calculated as Quantity/Base number*100

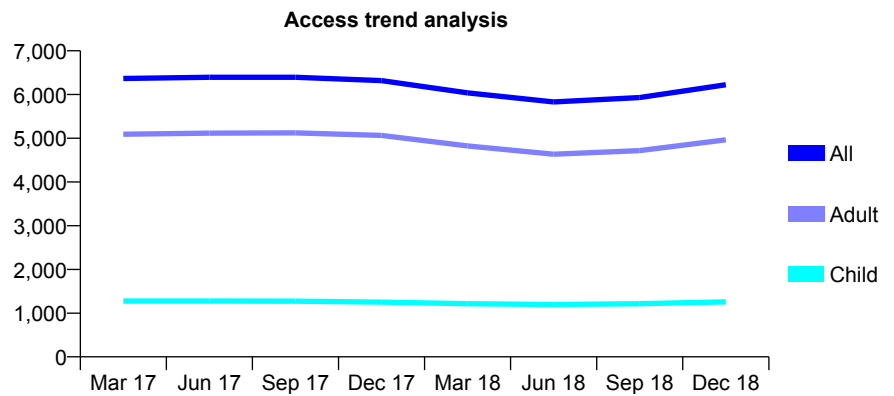
Q50 - Vital Signs At a Glance Contract Report for 149918/0001 - December 2018

Name or company name	North Park Dental Practice
Contract type name	GDS Contract
Purpose of contract	General
Contract start date	01/11/2008
Contract end date	

18/19 Contracted general activity (UDA)	16,902
Carry forward general activity (UDA)	517
18/19 Contracted orthodontic activity (UOA)	0
Carry forward orthodontic activity (UOA)	0
Baseline contract value	£438,630.70

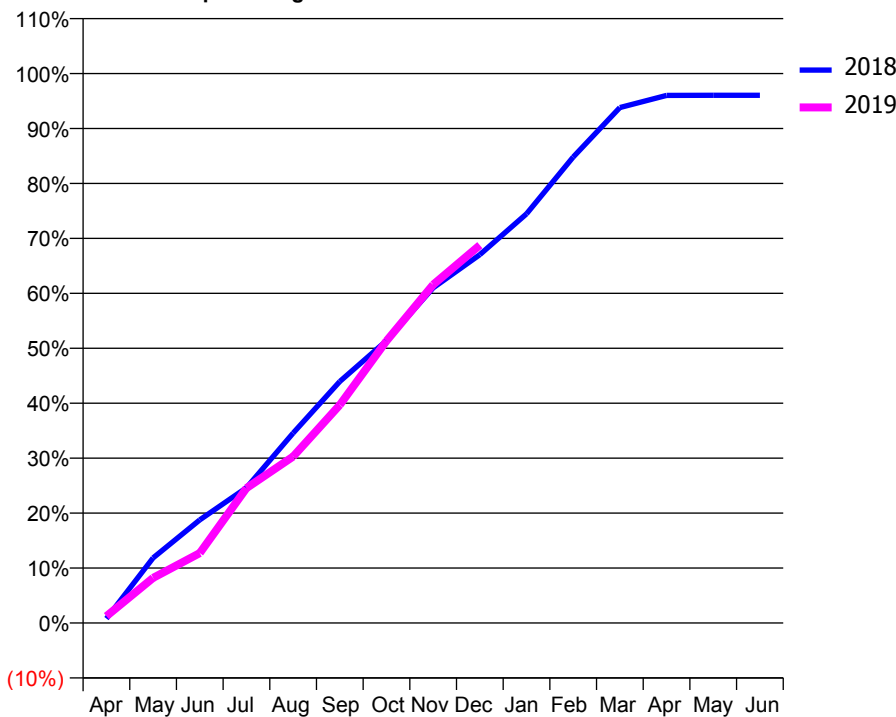
ACCESS*

Patients seen in 24 months	Total	Change since previous quarter
Quarter ending December 2017	6,317	
Quarter ending March 2018	6,038	↓
Quarter ending June 2018	5,830	↓
Quarter ending September 2018	5,931	→
Quarter ending December 2018	6,223	↑
Variance since December 2017	(1.5%)	↓



ACTIVITY

Cumulative percentage of contracted UDA delivered 2018 & 2019



Month	Adjusted Scheduled Activity (UDA)	
	2018	2019
April	137	210
May	2,002	1,388
June	3,171	2,152
July	4,159	4,148
August	5,843	5,122
September	7,430	6,707
October	8,686	8,676
November	10,307	10,409
December	11,329	11,622
January	12,584	
February	14,331	
March	15,856	
April	16,226	
May	16,230	
June	16,230	

QUALITY

	Quantity	Base Number	Contract	AT	Region	England
% of FP17s for the same patient ID Re-attending within 3 months - Children	140	1,488	9.4%	9.5%	12.3%	11.8%
% of FP17s for the same patient ID Re-attending within 3 months - Adults	824	5,638	14.6%	12.8%	15.8%	15.6%
% of FP17s for the same patient ID Re-attending between 3 & 9 months - Children	980	1,488	65.9%	62.9%	60.1%	58.8%
% of FP17s for the same patient ID Re-attending between 3 & 9 months - Adults	3,429	5,638	60.8%	54.6%	53.3%	51.0%
% of FP17s for Band 1 Urgent Courses	527	6,397	8.2%	7.5%	9.0%	9.0%
% of FP17s Relating to Free Repair or Replacements	125	6,397	2.0%	0.9%	1.0%	0.8%
% of FP17s Relating to Continuations	36	6,397	0.6%	0.9%	1.0%	0.9%
% of Patients satisfied with the dentistry they have received	15	16	93.8%	93.6%	93.8%	93.2%
% of Patients satisfied with the time they had to wait for an appointment	16	16	100.0%	89.5%	89.4%	88.3%

* This is based on patients treated on this contract for their most recent course of treatment. Figures in italics indicate the base number of FP17s or Patient Questionnaire responses are less than 100. N/A is shown where the base number of responses is less than 10 during the period. % is calculated as Quantity/Base number*100

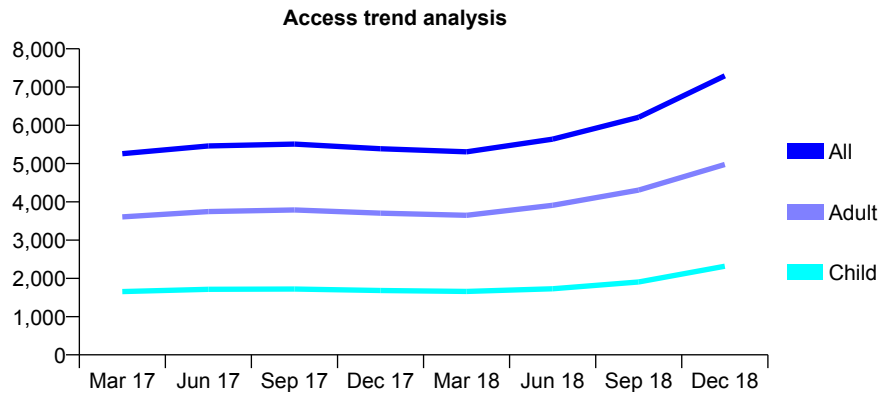
Q50 - Vital Signs At a Glance Contract Report for 150118/0001 - December 2018

Name or company name	Alpha Dental Studio
Contract type name	GDS Contract
Purpose of contract	General
Contract start date	01/10/2008
Contract end date	

18/19 Contracted general activity (UDA)	20,000
Carry forward general activity (UDA)	0
18/19 Contracted orthodontic activity (UOA)	0
Carry forward orthodontic activity (UOA)	0
Baseline contract value	£543,409.81

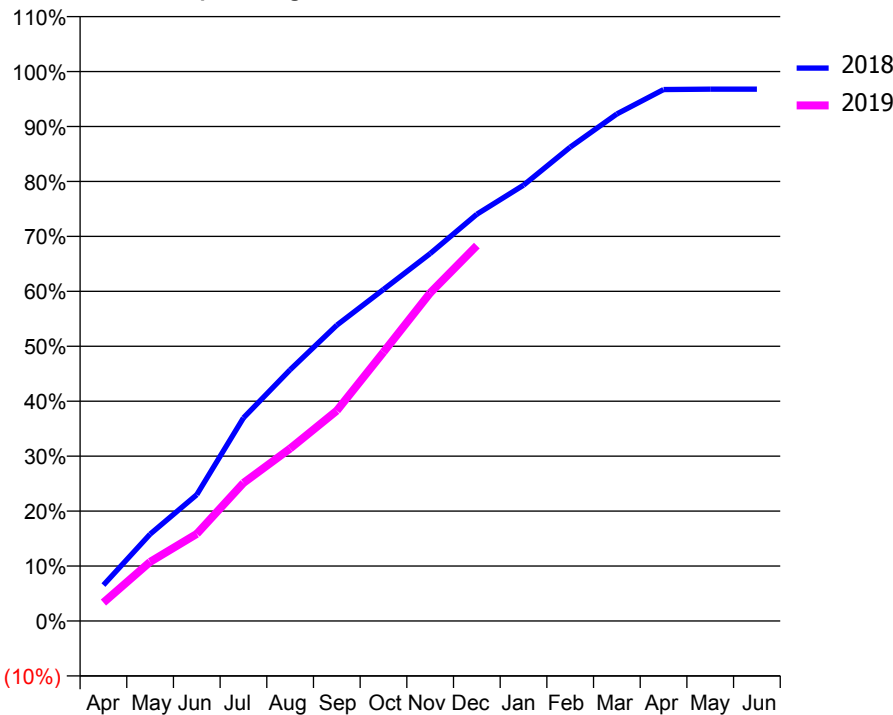
ACCESS*

Patients seen in 24 months	Total	Change since previous quarter
Quarter ending December 2017	5,388	
Quarter ending March 2018	5,306	↓
Quarter ending June 2018	5,638	↑
Quarter ending September 2018	6,211	↑
Quarter ending December 2018	7,293	↑
Variance since December 2017	35.4%	↑



ACTIVITY

Cumulative percentage of contracted UDA delivered 2018 & 2019



Month	Adjusted Scheduled Activity (UDA)	
	2018	2019
April	900	674
May	2,172	2,154
June	3,161	3,171
July	5,085	5,026
August	6,289	6,277
September	7,403	7,659
October	8,298	9,787
November	9,195	11,941
December	10,178	13,667
January	10,906	
February	11,857	
March	12,687	
April	13,300	
May	13,307	
June	13,307	

QUALITY

	Quantity	Base Number	Contract	AT	Region	England
% of FP17s for the same patient ID Re-attending within 3 months - Children	165	2,512	6.6%	9.5%	12.3%	11.8%
% of FP17s for the same patient ID Re-attending within 3 months - Adults	528	5,283	10.0%	12.8%	15.8%	15.6%
% of FP17s for the same patient ID Re-attending between 3 & 9 months - Children	942	2,512	37.5%	62.9%	60.1%	58.8%
% of FP17s for the same patient ID Re-attending between 3 & 9 months - Adults	1,974	5,283	37.4%	54.6%	53.3%	51.0%
% of FP17s for Band 1 Urgent Courses	263	6,775	3.9%	7.5%	9.0%	9.0%
% of FP17s Relating to Free Repair or Replacements	26	6,775	0.4%	0.9%	1.0%	0.8%
% of FP17s Relating to Continuations	131	6,775	1.9%	0.9%	1.0%	0.9%
% of Patients satisfied with the dentistry they have received	4	5	N/A	93.6%	93.8%	93.2%
% of Patients satisfied with the time they had to wait for an appointment	5	5	N/A	89.5%	89.4%	88.3%

* This is based on patients treated on this contract for their most recent course of treatment. Figures in italics indicate the base number of FP17s or Patient Questionnaire responses are less than 100. N/A is shown where the base number of responses is less than 10 during the period. % is calculated as Quantity/Base number*100

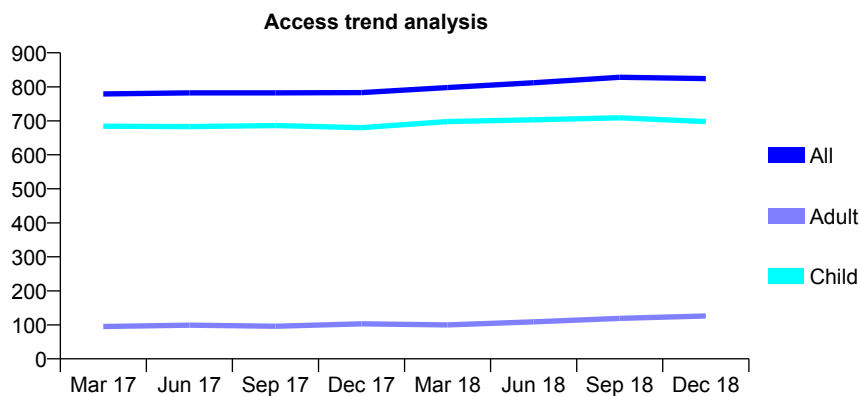
Q50 - Vital Signs At a Glance Contract Report for 150681/0001 - December 2018

Name or company name	Leyburn Dental Practice Ltd
Contract type name	GDS Contract
Purpose of contract	General
Contract start date	01/06/2013
Contract end date	

18/19 Contracted general activity (UDA)	2,004
Carry forward general activity (UDA)	0
18/19 Contracted orthodontic activity (UOA)	0
Carry forward orthodontic activity (UOA)	0
Baseline contract value	£53,620.68

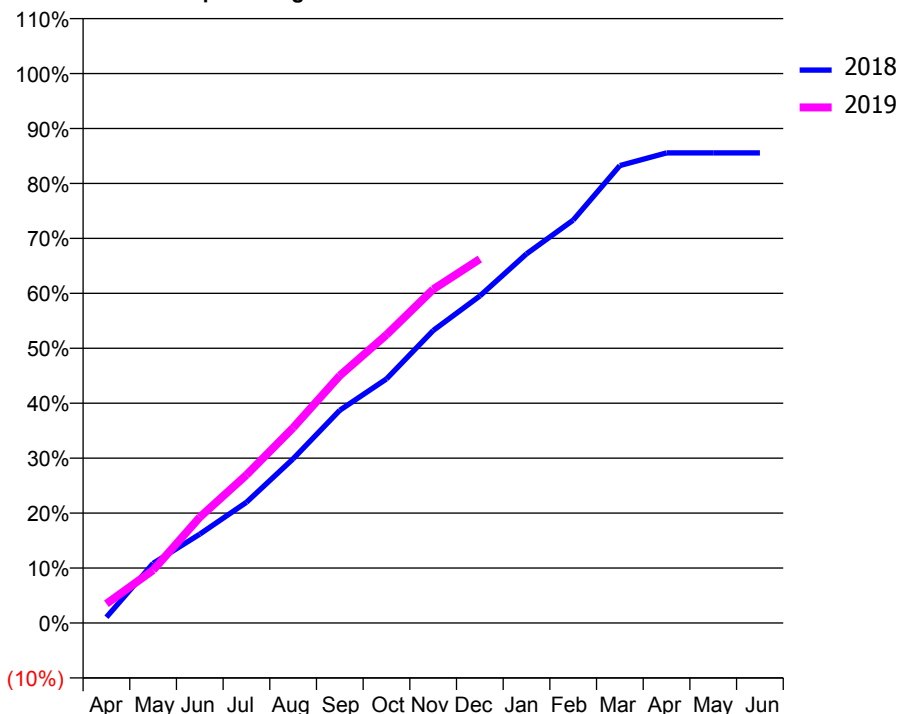
ACCESS*

Patients seen in 24 months	Total	Change since previous quarter
Quarter ending December 2017	783	
Quarter ending March 2018	798	→
Quarter ending June 2018	812	→
Quarter ending September 2018	828	→
Quarter ending December 2018	824	→
Variance since December 2017	5.2%	↑



ACTIVITY

Cumulative percentage of contracted UDA delivered 2018 & 2019



Month	Adjusted Scheduled Activity (UDA)	
	2018	2019
April	22	70
May	228	193
June	340	386
July	462	540
August	628	712
September	814	902
October	934	1,051
November	1,119	1,217
December	1,252	1,327
January	1,413	
February	1,542	
March	1,751	
April	1,799	
May	1,799	
June	1,799	

QUALITY

	Quantity	Base Number	Contract	AT	Region	England
% of FP17s for the same patient ID Re-attending within 3 months - Children	132	1,015	13.0%	9.5%	12.3%	11.8%
% of FP17s for the same patient ID Re-attending within 3 months - Adults	0	1	0.0%	12.8%	15.8%	15.6%
% of FP17s for the same patient ID Re-attending between 3 & 9 months - Children	713	1,015	70.2%	62.9%	60.1%	58.8%
% of FP17s for the same patient ID Re-attending between 3 & 9 months - Adults	1	1	100.0%	54.6%	53.3%	51.0%
% of FP17s for Band 1 Urgent Courses	31	972	3.2%	7.5%	9.0%	9.0%
% of FP17s Relating to Free Repair or Replacements	0	972	0.0%	0.9%	1.0%	0.8%
% of FP17s Relating to Continuations	0	972	0.0%	0.9%	1.0%	0.9%
% of Patients satisfied with the dentistry they have received	0	0	N/A	93.6%	93.8%	93.2%
% of Patients satisfied with the time they had to wait for an appointment	0	0	N/A	89.5%	89.4%	88.3%

* This is based on patients treated on this contract for their most recent course of treatment. Figures in italics indicate the base number of FP17s or Patient Questionnaire responses are less than 100. N/A is shown where the base number of responses is less than 10 during the period. % is calculated as Quantity/Base number*100

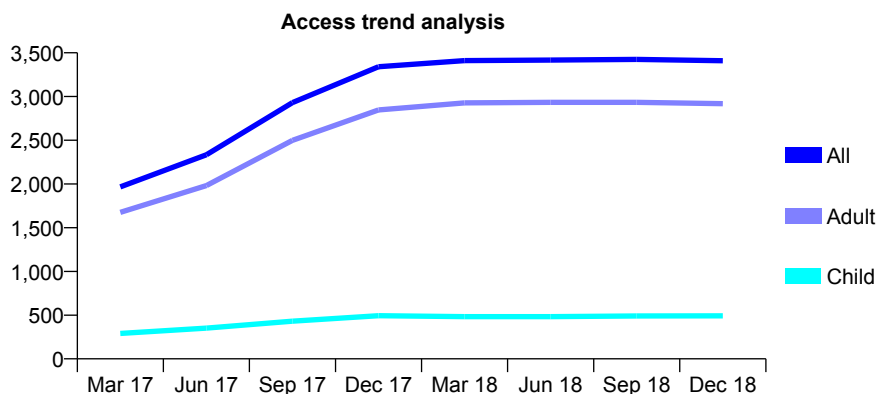
Q50 - Vital Signs At a Glance Contract Report for 151874/0001 - December 2018

Name or company name	Miss Z Ishak
Contract type name	GDS Contract
Purpose of contract	General
Contract start date	01/10/2015
Contract end date	

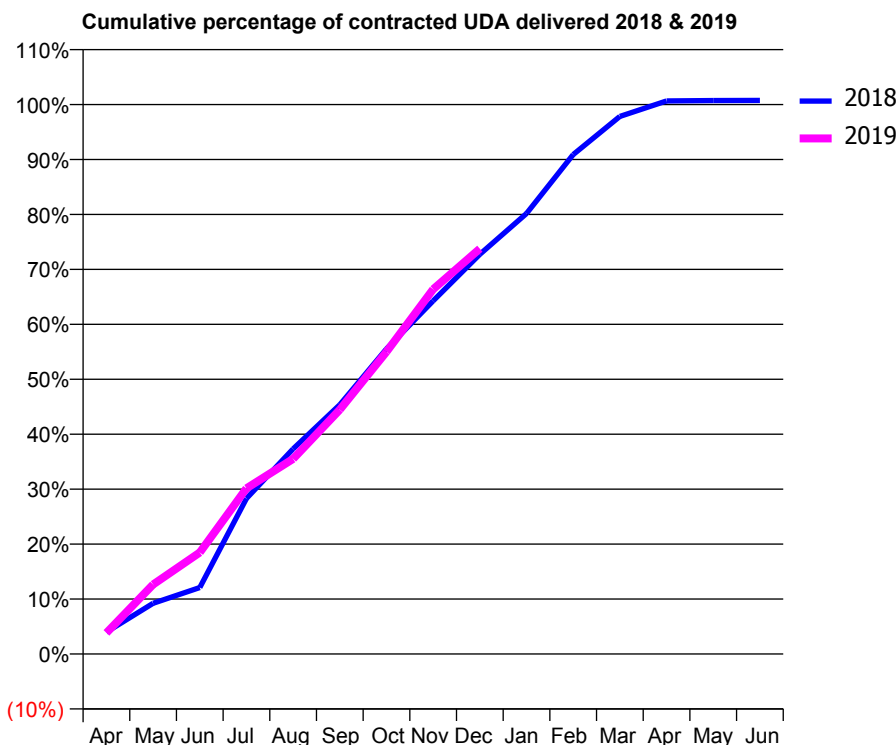
18/19 Contracted general activity (UDA)	10,178
Carry forward general activity (UDA)	-71
18/19 Contracted orthodontic activity (UOA)	0
Carry forward orthodontic activity (UOA)	0
Baseline contract value	£322,298.29

ACCESS*

Patients seen in 24 months	Total	Change since previous quarter
Quarter ending December 2017	3,340	
Quarter ending March 2018	3,411	↑
Quarter ending June 2018	3,417	→
Quarter ending September 2018	3,425	→
Quarter ending December 2018	3,410	→
Variance since December 2017	2.1%	↑



ACTIVITY



Month	Adjusted Scheduled Activity (UDA)	
	2018	2019
April	379	392
May	874	1,287
June	1,144	1,880
July	2,678	3,069
August	3,533	3,614
September	4,292	4,527
October	5,255	5,598
November	6,080	6,756
December	6,881	7,507
January	7,586	
February	8,598	
March	9,256	
April	9,522	
May	9,529	
June	9,532	

QUALITY

	Quantity	Base Number	Contract	AT	Region	England
% of FP17s for the same patient ID Re-attending within 3 months - Children	42	660	6.4%	9.5%	12.3%	11.8%
% of FP17s for the same patient ID Re-attending within 3 months - Adults	336	3,723	9.0%	12.8%	15.8%	15.6%
% of FP17s for the same patient ID Re-attending between 3 & 9 months - Children	438	660	66.4%	62.9%	60.1%	58.8%
% of FP17s for the same patient ID Re-attending between 3 & 9 months - Adults	2,444	3,723	65.6%	54.6%	53.3%	51.0%
% of FP17s for Band 1 Urgent Courses	207	4,211	4.9%	7.5%	9.0%	9.0%
% of FP17s Relating to Free Repair or Replacements	11	4,211	0.3%	0.9%	1.0%	0.8%
% of FP17s Relating to Continuations	19	4,211	0.5%	0.9%	1.0%	0.9%
% of Patients satisfied with the dentistry they have received	3	3	N/A	93.6%	93.8%	93.2%
% of Patients satisfied with the time they had to wait for an appointment	3	3	N/A	89.5%	89.4%	88.3%

* This is based on patients treated on this contract for their most recent course of treatment. Figures in italics indicate the base number of FP17s or Patient Questionnaire responses are less than 100. N/A is shown where the base number of responses is less than 10 during the period. % is calculated as Quantity/Base number*100

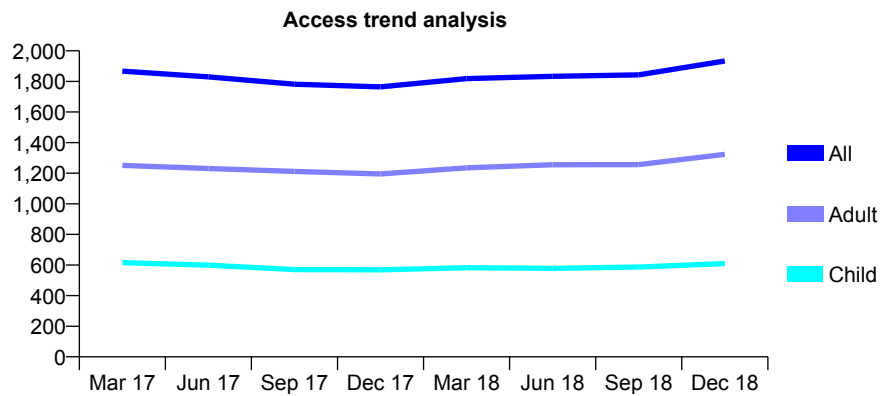
Q50 - Vital Signs At a Glance Contract Report for 152293/0001 - December 2018

Name or company name	Winterton Dental Practice Limited
Contract type name	GDS Contract
Purpose of contract	General
Contract start date	01/06/2012
Contract end date	

18/19 Contracted general activity (UDA)	4,467
Carry forward general activity (UDA)	0
18/19 Contracted orthodontic activity (UOA)	0
Carry forward orthodontic activity (UOA)	0
Baseline contract value	£142,287.66

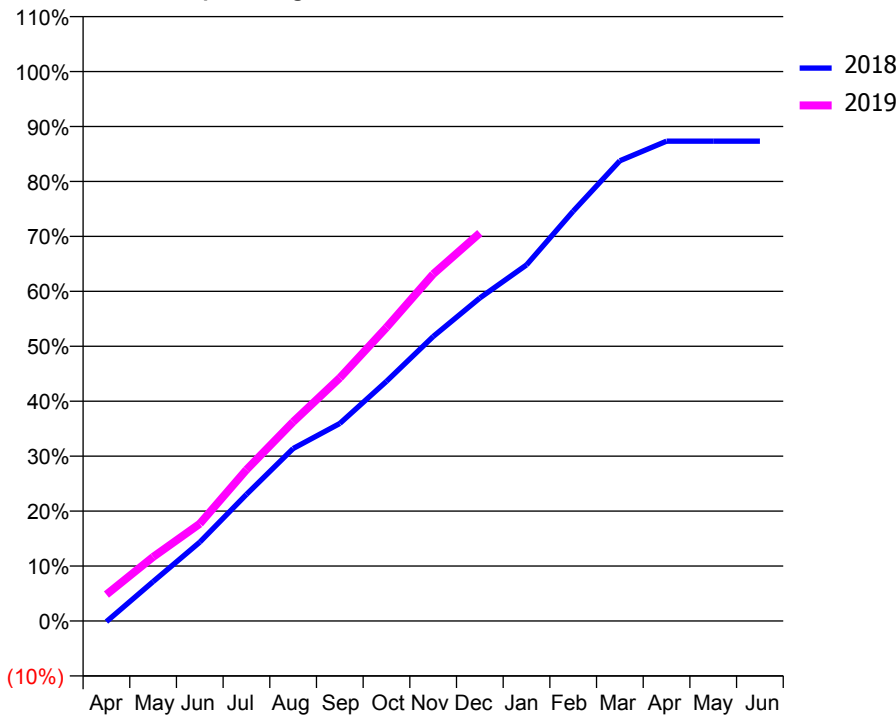
ACCESS*

Patients seen in 24 months	Total	Change since previous quarter
Quarter ending December 2017	1,764	
Quarter ending March 2018	1,818	↑
Quarter ending June 2018	1,833	→
Quarter ending September 2018	1,843	→
Quarter ending December 2018	1,933	↑
Variance since December 2017	9.6%	↑



ACTIVITY

Cumulative percentage of contracted UDA delivered 2018 & 2019



Month	Adjusted Scheduled Activity (UDA)	
	2018	2019
April	-6	216
May	321	521
June	642	791
July	1,029	1,230
August	1,402	1,619
September	1,606	1,977
October	1,948	2,386
November	2,313	2,820
December	2,626	3,154
January	2,895	
February	3,331	
March	3,742	
April	3,901	
May	3,901	
June	3,901	

QUALITY

	Quantity	Base Number	Contract	AT	Region	England
% of FP17s for the same patient ID Re-attending within 3 months - Children	39	776	5.0%	9.5%	12.3%	11.8%
% of FP17s for the same patient ID Re-attending within 3 months - Adults	103	1,391	7.4%	12.8%	15.8%	15.6%
% of FP17s for the same patient ID Re-attending between 3 & 9 months - Children	550	776	70.9%	62.9%	60.1%	58.8%
% of FP17s for the same patient ID Re-attending between 3 & 9 months - Adults	703	1,391	50.5%	54.6%	53.3%	51.0%
% of FP17s for Band 1 Urgent Courses	125	2,054	6.1%	7.5%	9.0%	9.0%
% of FP17s Relating to Free Repair or Replacements	16	2,054	0.8%	0.9%	1.0%	0.8%
% of FP17s Relating to Continuations	7	2,054	0.3%	0.9%	1.0%	0.9%
% of Patients satisfied with the dentistry they have received	0	0	N/A	93.6%	93.8%	93.2%
% of Patients satisfied with the time they had to wait for an appointment	0	0	N/A	89.5%	89.4%	88.3%

* This is based on patients treated on this contract for their most recent course of treatment. Figures in italics indicate the base number of FP17s or Patient Questionnaire responses are less than 100. N/A is shown where the base number of responses is less than 10 during the period. % is calculated as Quantity/Base number*100

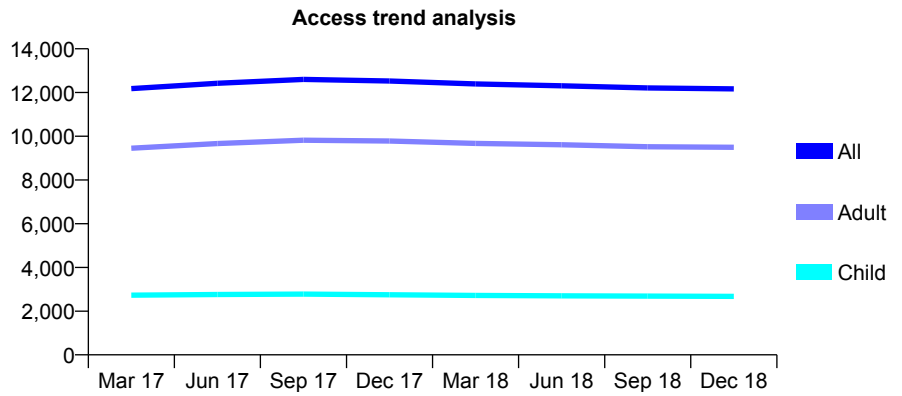
Q50 - Vital Signs At a Glance Contract Report for 152404/0001 - December 2018

Name or company name	Wortley House Dental Practice
Contract type name	GDS Contract
Purpose of contract	General
Contract start date	01/11/2015
Contract end date	

18/19 Contracted general activity (UDA)	30,321
Carry forward general activity (UDA)	969
18/19 Contracted orthodontic activity (UOA)	0
Carry forward orthodontic activity (UOA)	0
Baseline contract value	£897,930.74

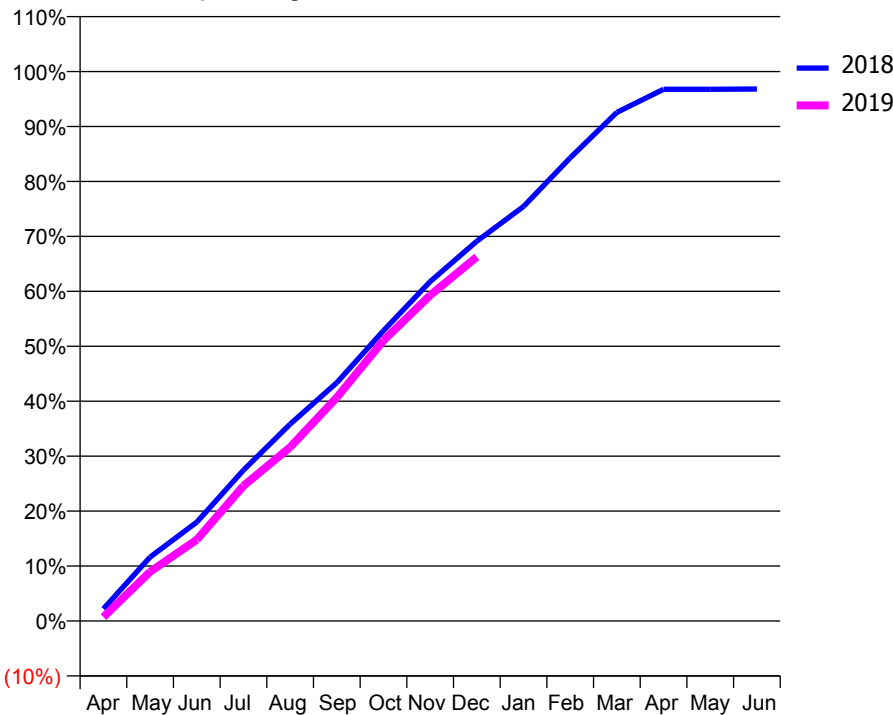
ACCESS*

Patients seen in 24 months	Total	Change since previous quarter
Quarter ending December 2017	12,527	
Quarter ending March 2018	12,390	↓
Quarter ending June 2018	12,310	→
Quarter ending September 2018	12,208	→
Quarter ending December 2018	12,168	→
Variance since December 2017	(2.9%)	↓



ACTIVITY

Cumulative percentage of contracted UDA delivered 2018 & 2019



Month	Adjusted Scheduled Activity (UDA)	
	2018	2019
April	673	217
May	3,530	2,717
June	5,453	4,482
July	8,324	7,459
August	10,863	9,594
September	13,151	12,333
October	16,020	15,475
November	18,732	17,971
December	20,960	20,091
January	22,874	
February	25,555	
March	28,070	
April	29,343	
May	29,337	
June	29,352	

QUALITY

	Quantity	Base Number	Contract	AT	Region	England
% of FP17s for the same patient ID Re-attending within 3 months - Children	213	3,449	6.2%	9.5%	12.3%	11.8%
% of FP17s for the same patient ID Re-attending within 3 months - Adults	1,437	10,791	13.3%	12.8%	15.8%	15.6%
% of FP17s for the same patient ID Re-attending between 3 & 9 months - Children	2,435	3,449	70.6%	62.9%	60.1%	58.8%
% of FP17s for the same patient ID Re-attending between 3 & 9 months - Adults	6,678	10,791	61.9%	54.6%	53.3%	51.0%
% of FP17s for Band 1 Urgent Courses	1,025	12,575	8.2%	7.5%	9.0%	9.0%
% of FP17s Relating to Free Repair or Replacements	194	12,575	1.5%	0.9%	1.0%	0.8%
% of FP17s Relating to Continuations	78	12,575	0.6%	0.9%	1.0%	0.9%
% of Patients satisfied with the dentistry they have received	6	6	N/A	93.6%	93.8%	93.2%
% of Patients satisfied with the time they had to wait for an appointment	6	6	N/A	89.5%	89.4%	88.3%

* This is based on patients treated on this contract for their most recent course of treatment. Figures in italics indicate the base number of FP17s or Patient Questionnaire responses are less than 100. N/A is shown where the base number of responses is less than 10 during the period. % is calculated as Quantity/Base number*100

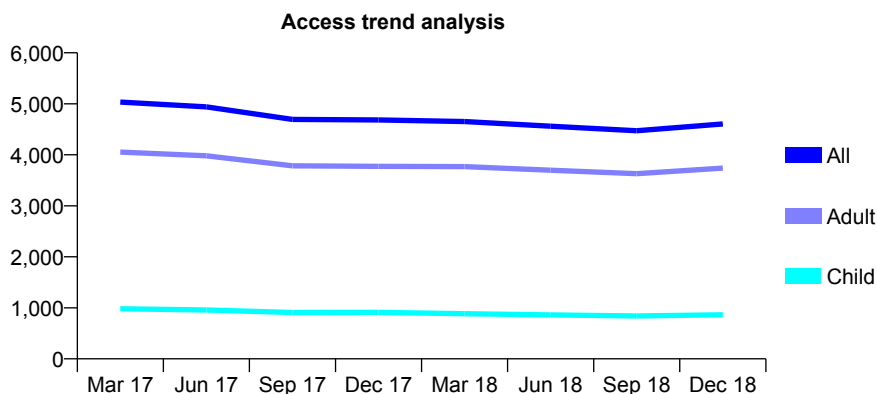
Q50 - Vital Signs At a Glance Contract Report for 155365/0002 - December 2018

Name or company name	Ishak Practices Ltd
Contract type name	GDS Contract
Purpose of contract	General and Orthodontic
Contract start date	01/06/2015
Contract end date	

18/19 Contracted general activity (UDA)	17,246
Carry forward general activity (UDA)	0
18/19 Contracted orthodontic activity (UOA)	756
Carry forward orthodontic activity (UOA)	8
Baseline contract value	£458,619.62

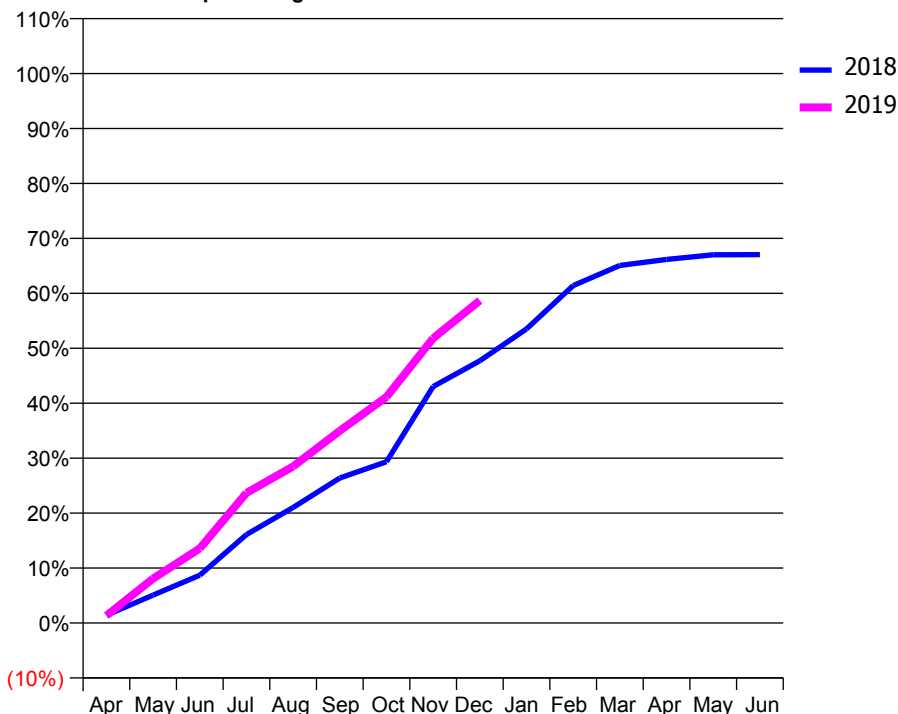
ACCESS*

Patients seen in 24 months	Total	Change since previous quarter
Quarter ending December 2017	4,684	
Quarter ending March 2018	4,652	→
Quarter ending June 2018	4,560	↓
Quarter ending September 2018	4,472	↓
Quarter ending December 2018	4,605	↑
Variance since December 2017	(1.7%)	↓



ACTIVITY

Cumulative percentage of contracted UDA delivered 2018 & 2019



Month	Adjusted Scheduled Activity (UDA)	
	2018	2019
April	243	232
May	878	1,396
June	1,498	2,342
July	2,777	4,084
August	3,625	4,915
September	4,551	6,032
October	5,063	7,095
November	7,421	8,939
December	8,229	10,120
January	9,229	
February	10,590	
March	11,221	
April	11,411	
May	11,556	
June	11,560	

QUALITY

	Quantity	Base Number	Contract	AT	Region	England
% of FP17s for the same patient ID Re-attending within 3 months - Children	75	988	7.6%	9.5%	12.3%	11.8%
% of FP17s for the same patient ID Re-attending within 3 months - Adults	507	4,387	11.6%	12.8%	15.8%	15.6%
% of FP17s for the same patient ID Re-attending between 3 & 9 months - Children	613	988	62.0%	62.9%	60.1%	58.8%
% of FP17s for the same patient ID Re-attending between 3 & 9 months - Adults	2,745	4,387	62.6%	54.6%	53.3%	51.0%
% of FP17s for Band 1 Urgent Courses	295	5,147	5.7%	7.5%	9.0%	9.0%
% of FP17s Relating to Free Repair or Replacements	8	5,147	0.2%	0.9%	1.0%	0.8%
% of FP17s Relating to Continuations	45	5,147	0.9%	0.9%	1.0%	0.9%
% of Patients satisfied with the dentistry they have received	3	4	N/A	93.6%	93.8%	93.2%
% of Patients satisfied with the time they had to wait for an appointment	3	4	N/A	89.5%	89.4%	88.3%

* This is based on patients treated on this contract for their most recent course of treatment. Figures in italics indicate the base number of FP17s or Patient Questionnaire responses are less than 100. N/A is shown where the base number of responses is less than 10 during the period. % is calculated as Quantity/Base number*100

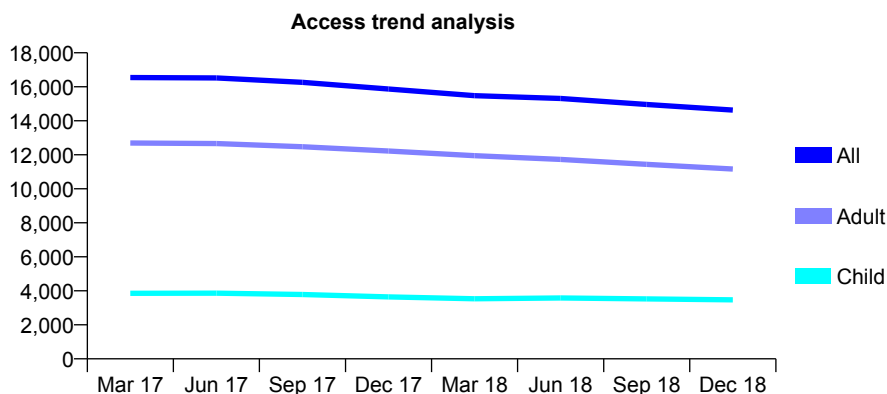
Q50 - Vital Signs At a Glance Contract Report for 156655/0001 - December 2018

Name or company name	Burrell & Stokes Dental Practice
Contract type name	GDS Contract
Purpose of contract	General
Contract start date	01/01/2013
Contract end date	

18/19 Contracted general activity (UDA)	45,300
Carry forward general activity (UDA)	0
18/19 Contracted orthodontic activity (UOA)	0
Carry forward orthodontic activity (UOA)	0
Baseline contract value	£1,207,982.15

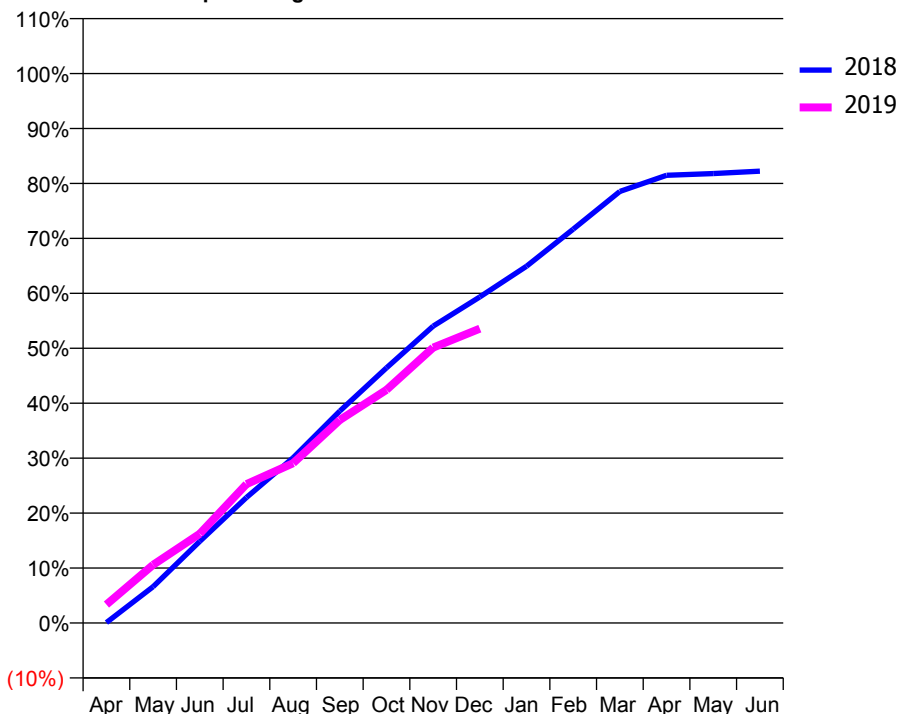
ACCESS*

Patients seen in 24 months	Total	Change since previous quarter
Quarter ending December 2017	15,869	
Quarter ending March 2018	15,479	↓
Quarter ending June 2018	15,312	↓
Quarter ending September 2018	14,960	↓
Quarter ending December 2018	14,635	↓
Variance since December 2017	(7.8%)	↓



ACTIVITY

Cumulative percentage of contracted UDA delivered 2018 & 2019



Month	Adjusted Scheduled Activity (UDA)	
	2018	2019
April	43	1,518
May	2,993	4,799
June	6,728	7,361
July	10,352	11,454
August	13,620	13,179
September	17,477	16,741
October	21,039	19,218
November	24,471	22,705
December	26,888	24,267
January	29,411	
February	32,462	
March	35,579	
April	36,911	
May	37,057	
June	37,249	

QUALITY

	Quantity	Base Number	Contract	AT	Region	England
% of FP17s for the same patient ID Re-attending within 3 months - Children	104	3,127	3.3%	9.5%	12.3%	11.8%
% of FP17s for the same patient ID Re-attending within 3 months - Adults	703	8,570	8.2%	12.8%	15.8%	15.6%
% of FP17s for the same patient ID Re-attending between 3 & 9 months - Children	1,734	3,127	55.5%	62.9%	60.1%	58.8%
% of FP17s for the same patient ID Re-attending between 3 & 9 months - Adults	2,939	8,570	34.3%	54.6%	53.3%	51.0%
% of FP17s for Band 1 Urgent Courses	77	10,854	0.7%	7.5%	9.0%	9.0%
% of FP17s Relating to Free Repair or Replacements	56	10,854	0.5%	0.9%	1.0%	0.8%
% of FP17s Relating to Continuations	172	10,854	1.6%	0.9%	1.0%	0.9%
% of Patients satisfied with the dentistry they have received	5	5	N/A	93.6%	93.8%	93.2%
% of Patients satisfied with the time they had to wait for an appointment	5	5	N/A	89.5%	89.4%	88.3%

* This is based on patients treated on this contract for their most recent course of treatment. Figures in italics indicate the base number of FP17s or Patient Questionnaire responses are less than 100. N/A is shown where the base number of responses is less than 10 during the period. % is calculated as Quantity/Base number*100

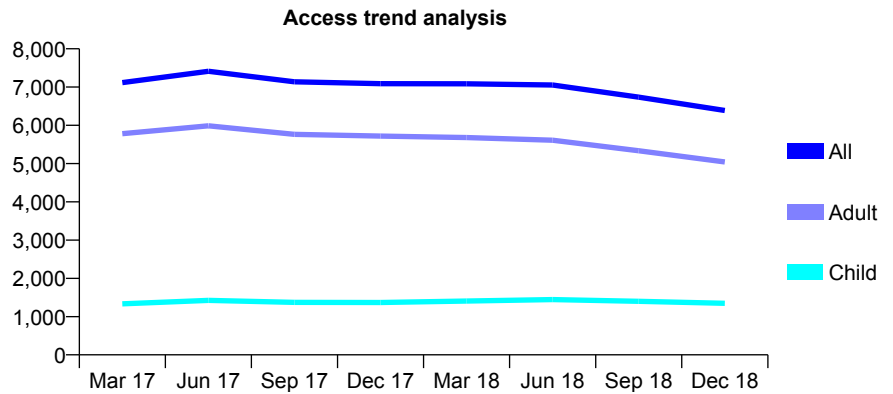
Q50 - Vital Signs At a Glance Contract Report for 157341/0001 - December 2018

Name or company name	Freetown Way Surgery Limited
Contract type name	GDS Contract
Purpose of contract	General
Contract start date	01/04/2013
Contract end date	

18/19 Contracted general activity (UDA)	12,000
Carry forward general activity (UDA)	0
18/19 Contracted orthodontic activity (UOA)	0
Carry forward orthodontic activity (UOA)	0
Baseline contract value	£338,557.05

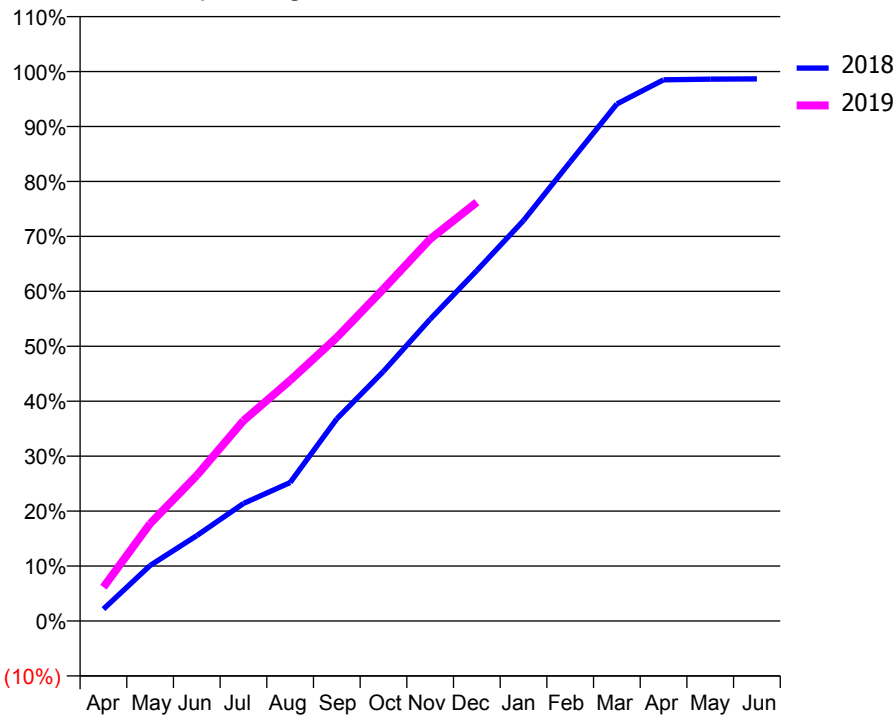
ACCESS*

Patients seen in 24 months	Total	Change since previous quarter
Quarter ending December 2017	7,087	
Quarter ending March 2018	7,086	→
Quarter ending June 2018	7,055	→
Quarter ending September 2018	6,735	↓
Quarter ending December 2018	6,387	↓
Variance since December 2017	(9.9%)	↓



ACTIVITY

Cumulative percentage of contracted UDA delivered 2018 & 2019



Month	Adjusted Scheduled Activity (UDA)	
	2018	2019
April	354	739
May	1,654	2,127
June	2,546	3,179
July	3,503	4,374
August	4,124	5,254
September	6,024	6,194
October	7,438	7,253
November	8,990	8,342
December	10,442	9,144
January	11,933	
February	13,677	
March	15,406	
April	16,123	
May	16,144	
June	16,153	

QUALITY

	Quantity	Base Number	Contract	AT	Region	England
% of FP17s for the same patient ID Re-attending within 3 months - Children	138	1,299	10.6%	9.5%	12.3%	11.8%
% of FP17s for the same patient ID Re-attending within 3 months - Adults	704	4,463	15.8%	12.8%	15.8%	15.6%
% of FP17s for the same patient ID Re-attending between 3 & 9 months - Children	711	1,299	54.7%	62.9%	60.1%	58.8%
% of FP17s for the same patient ID Re-attending between 3 & 9 months - Adults	2,526	4,463	56.6%	54.6%	53.3%	51.0%
% of FP17s for Band 1 Urgent Courses	1,088	5,425	20.1%	7.5%	9.0%	9.0%
% of FP17s Relating to Free Repair or Replacements	41	5,425	0.8%	0.9%	1.0%	0.8%
% of FP17s Relating to Continuations	0	5,425	0.0%	0.9%	1.0%	0.9%
% of Patients satisfied with the dentistry they have received	4	4	N/A	93.6%	93.8%	93.2%
% of Patients satisfied with the time they had to wait for an appointment	4	4	N/A	89.5%	89.4%	88.3%

* This is based on patients treated on this contract for their most recent course of treatment. Figures in italics indicate the base number of FP17s or Patient Questionnaire responses are less than 100. N/A is shown where the base number of responses is less than 10 during the period. % is calculated as Quantity/Base number*100

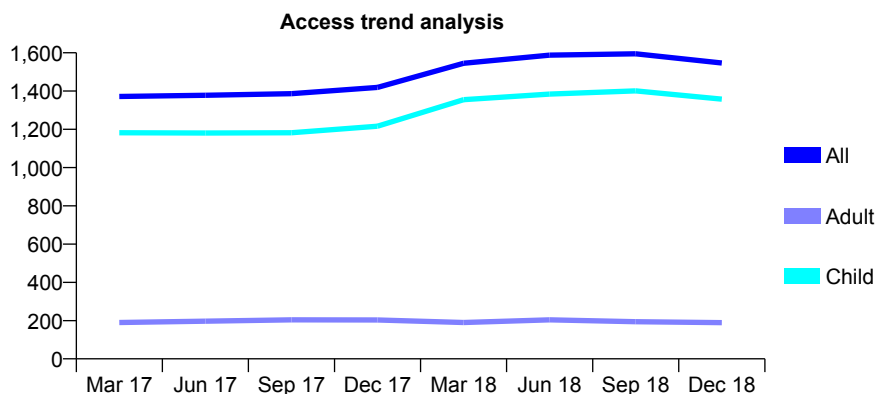
Q50 - Vital Signs At a Glance Contract Report for 158488/0001 - December 2018

Name or company name	Bedale Dental Practice Ltd
Contract type name	GDS Contract
Purpose of contract	General and Orthodontic
Contract start date	01/02/2012
Contract end date	

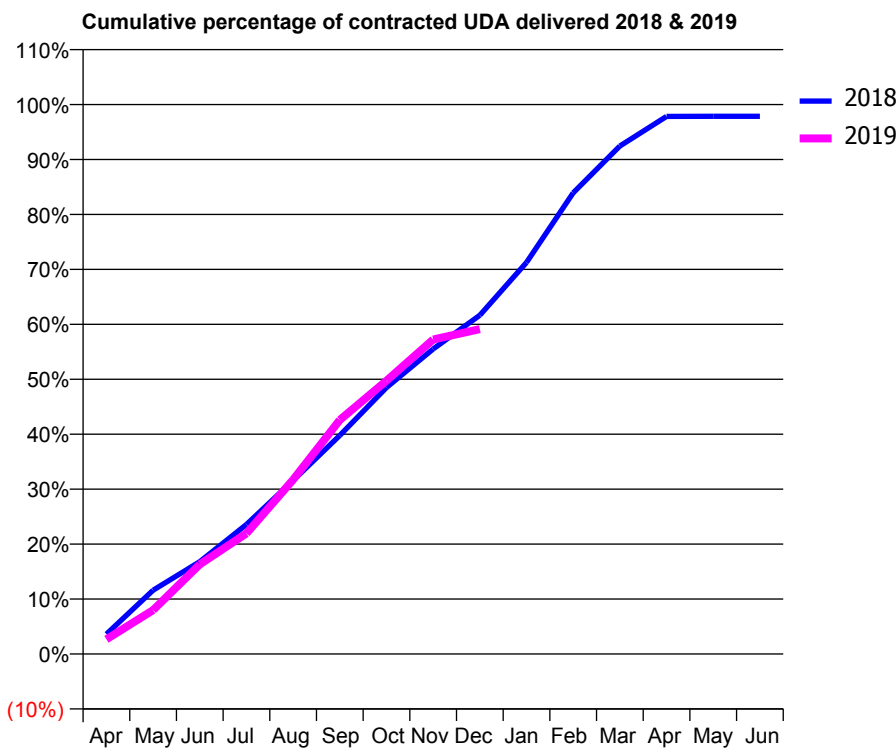
18/19 Contracted general activity (UDA)	3,500
Carry forward general activity (UDA)	75
18/19 Contracted orthodontic activity (UOA)	463
Carry forward orthodontic activity (UOA)	0
Baseline contract value	£121,365.04

ACCESS*

Patients seen in 24 months	Total	Change since previous quarter
Quarter ending December 2017	1,419	
Quarter ending March 2018	1,545	↑
Quarter ending June 2018	1,588	↑
Quarter ending September 2018	1,595	→
Quarter ending December 2018	1,547	↓
Variance since December 2017	9.0%	↑



ACTIVITY



Month	Adjusted Scheduled Activity (UDA)	
	2018	2019
April	127	94
May	407	280
June	588	571
July	825	768
August	1,105	1,110
September	1,393	1,491
October	1,697	1,741
November	1,943	2,003
December	2,158	2,069
January	2,494	
February	2,938	
March	3,236	
April	3,424	
May	3,425	
June	3,425	

QUALITY

	Quantity	Base Number	Contract	AT	Region	England
% of FP17s for the same patient ID Re-attending within 3 months - Children	256	1,853	13.8%	9.5%	12.3%	11.8%
% of FP17s for the same patient ID Re-attending within 3 months - Adults	7	64	10.9%	12.8%	15.8%	15.6%
% of FP17s for the same patient ID Re-attending between 3 & 9 months - Children	1,164	1,853	62.8%	62.9%	60.1%	58.8%
% of FP17s for the same patient ID Re-attending between 3 & 9 months - Adults	52	64	81.3%	54.6%	53.3%	51.0%
% of FP17s for Band 1 Urgent Courses	77	1,755	4.4%	7.5%	9.0%	9.0%
% of FP17s Relating to Free Repair or Replacements	0	1,755	0.0%	0.9%	1.0%	0.8%
% of FP17s Relating to Continuations	0	1,755	0.0%	0.9%	1.0%	0.9%
% of Patients satisfied with the dentistry they have received	0	0	N/A	93.6%	93.8%	93.2%
% of Patients satisfied with the time they had to wait for an appointment	0	0	N/A	89.5%	89.4%	88.3%

* This is based on patients treated on this contract for their most recent course of treatment. Figures in italics indicate the base number of FP17s or Patient Questionnaire responses are less than 100. N/A is shown where the base number of responses is less than 10 during the period. % is calculated as Quantity/Base number*100

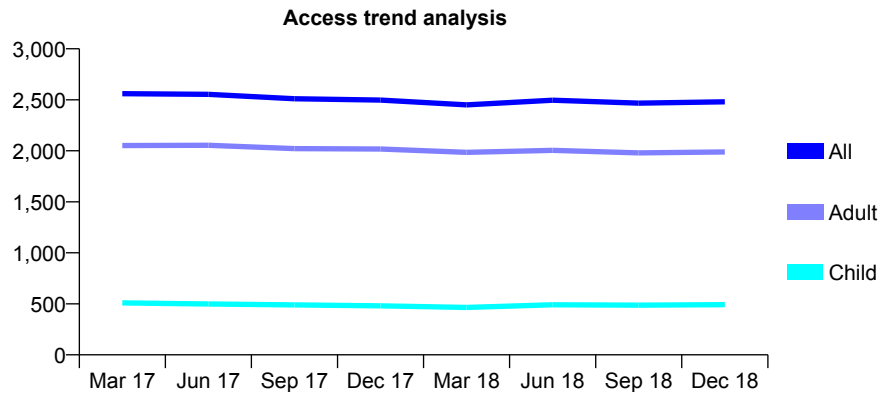
Q50 - Vital Signs At a Glance Contract Report for 159786/0001 - December 2018

Name or company name	A R Broskill Ltd
Contract type name	GDS Contract
Purpose of contract	General
Contract start date	01/05/2008
Contract end date	

18/19 Contracted general activity (UDA)	6,650
Carry forward general activity (UDA)	0
18/19 Contracted orthodontic activity (UOA)	0
Carry forward orthodontic activity (UOA)	0
Baseline contract value	£231,933.23

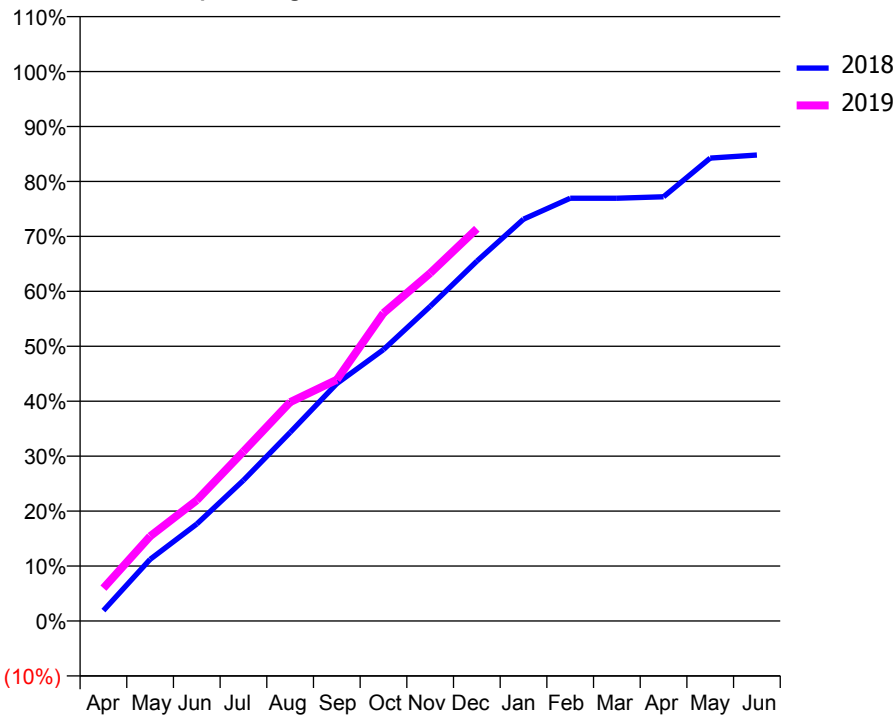
ACCESS*

Patients seen in 24 months	Total	Change since previous quarter
Quarter ending December 2017	2,498	
Quarter ending March 2018	2,450	↓
Quarter ending June 2018	2,496	→
Quarter ending September 2018	2,467	↓
Quarter ending December 2018	2,481	→
Variance since December 2017	(0.7%)	→



ACTIVITY

Cumulative percentage of contracted UDA delivered 2018 & 2019



Month	Adjusted Scheduled Activity (UDA)	
	2018	2019
April	127	397
May	746	1,026
June	1,173	1,462
July	1,703	2,051
August	2,282	2,650
September	2,874	2,920
October	3,285	3,727
November	3,808	4,210
December	4,354	4,747
January	4,863	
February	5,116	
March	5,116	
April	5,135	
May	5,602	
June	5,640	

QUALITY

	Quantity	Base Number	Contract	AT	Region	England
% of FP17s for the same patient ID Re-attending within 3 months - Children	32	793	4.0%	9.5%	12.3%	11.8%
% of FP17s for the same patient ID Re-attending within 3 months - Adults	320	3,078	10.4%	12.8%	15.8%	15.6%
% of FP17s for the same patient ID Re-attending between 3 & 9 months - Children	573	793	72.3%	62.9%	60.1%	58.8%
% of FP17s for the same patient ID Re-attending between 3 & 9 months - Adults	2,225	3,078	72.3%	54.6%	53.3%	51.0%
% of FP17s for Band 1 Urgent Courses	131	3,159	4.1%	7.5%	9.0%	9.0%
% of FP17s Relating to Free Repair or Replacements	32	3,159	1.0%	0.9%	1.0%	0.8%
% of FP17s Relating to Continuations	11	3,159	0.3%	0.9%	1.0%	0.9%
% of Patients satisfied with the dentistry they have received	2	2	N/A	93.6%	93.8%	93.2%
% of Patients satisfied with the time they had to wait for an appointment	1	2	N/A	89.5%	89.4%	88.3%

* This is based on patients treated on this contract for their most recent course of treatment. Figures in italics indicate the base number of FP17s or Patient Questionnaire responses are less than 100. N/A is shown where the base number of responses is less than 10 during the period. % is calculated as Quantity/Base number*100

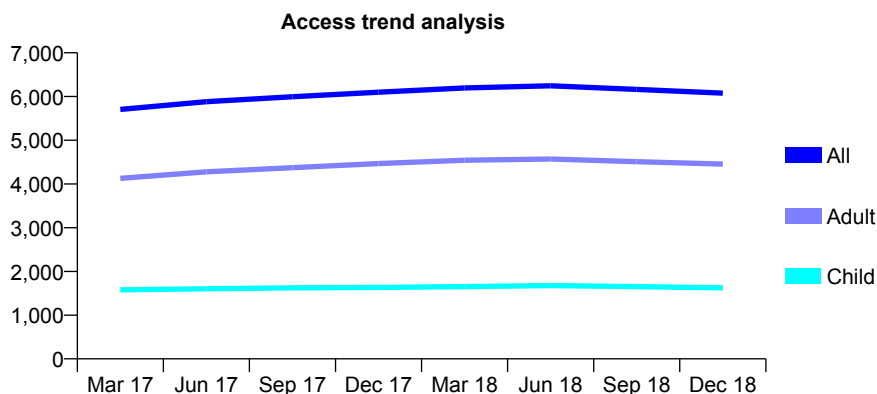
Q50 - Vital Signs At a Glance Contract Report for 161586/0001 - December 2018

Name or company name	B & R Dental Care
Contract type name	GDS Contract
Purpose of contract	General
Contract start date	01/12/2015
Contract end date	

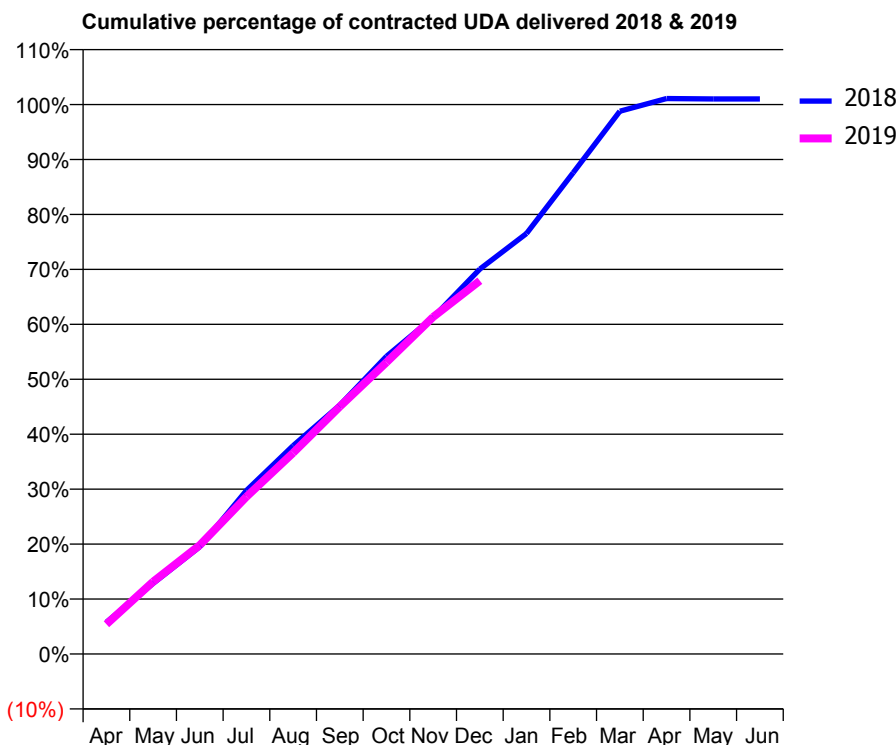
18/19 Contracted general activity (UDA)	16,800
Carry forward general activity (UDA)	-170
18/19 Contracted orthodontic activity (UOA)	0
Carry forward orthodontic activity (UOA)	0
Baseline contract value	£511,692.72

ACCESS*

Patients seen in 24 months	Total	Change since previous quarter
Quarter ending December 2017	6,098	
Quarter ending March 2018	6,195	→
Quarter ending June 2018	6,246	→
Quarter ending September 2018	6,163	↓
Quarter ending December 2018	6,078	↓
Variance since December 2017	(0.3%)	→



ACTIVITY



Month	Adjusted Scheduled Activity (UDA)	
	2018	2019
April	971	913
May	2,157	2,212
June	3,278	3,329
July	5,000	4,810
August	6,371	6,151
September	7,609	7,564
October	9,101	8,920
November	10,293	10,304
December	11,768	11,411
January	12,858	
February	14,717	
March	16,596	
April	16,980	
May	16,970	
June	16,970	

QUALITY

	Quantity	Base Number	Contract	AT	Region	England
% of FP17s for the same patient ID Re-attending within 3 months - Children	172	2,231	7.7%	9.5%	12.3%	11.8%
% of FP17s for the same patient ID Re-attending within 3 months - Adults	284	3,747	7.6%	12.8%	15.8%	15.6%
% of FP17s for the same patient ID Re-attending between 3 & 9 months - Children	1,628	2,231	73.0%	62.9%	60.1%	58.8%
% of FP17s for the same patient ID Re-attending between 3 & 9 months - Adults	831	3,747	22.2%	54.6%	53.3%	51.0%
% of FP17s for Band 1 Urgent Courses	337	5,778	5.8%	7.5%	9.0%	9.0%
% of FP17s Relating to Free Repair or Replacements	31	5,778	0.5%	0.9%	1.0%	0.8%
% of FP17s Relating to Continuations	21	5,778	0.4%	0.9%	1.0%	0.9%
% of Patients satisfied with the dentistry they have received	3	4	N/A	93.6%	93.8%	93.2%
% of Patients satisfied with the time they had to wait for an appointment	4	4	N/A	89.5%	89.4%	88.3%

* This is based on patients treated on this contract for their most recent course of treatment. Figures in italics indicate the base number of FP17s or Patient Questionnaire responses are less than 100. N/A is shown where the base number of responses is less than 10 during the period. % is calculated as Quantity/Base number*100

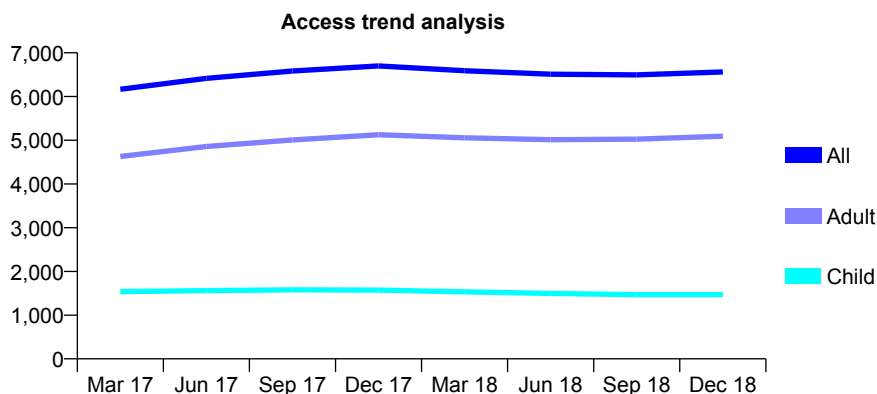
Q50 - Vital Signs At a Glance Contract Report for 161586/0002 - December 2018

Name or company name	B & R Dental Care
Contract type name	GDS Contract
Purpose of contract	General
Contract start date	01/12/2015
Contract end date	

18/19 Contracted general activity (UDA)	16,800
Carry forward general activity (UDA)	-288
18/19 Contracted orthodontic activity (UOA)	0
Carry forward orthodontic activity (UOA)	0
Baseline contract value	£510,675.89

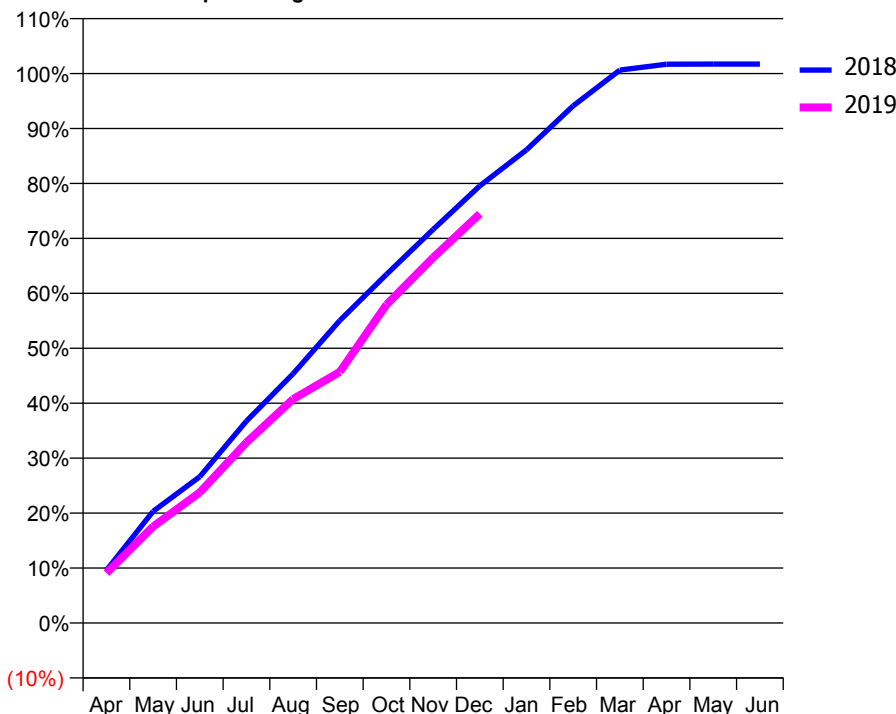
ACCESS*

Patients seen in 24 months	Total	Change since previous quarter
Quarter ending December 2017	6,699	
Quarter ending March 2018	6,589	↓
Quarter ending June 2018	6,511	↓
Quarter ending September 2018	6,494	→
Quarter ending December 2018	6,562	→
Variance since December 2017	(2.0%)	↓



ACTIVITY

Cumulative percentage of contracted UDA delivered 2018 & 2019



Month	Adjusted Scheduled Activity (UDA)	
	2018	2019
April	1,613	1,528
May	3,414	2,952
June	4,475	3,992
July	6,173	5,522
August	7,621	6,847
September	9,247	7,681
October	10,659	9,732
November	12,034	11,171
December	13,366	12,509
January	14,468	
February	15,813	
March	16,904	
April	17,086	
May	17,088	
June	17,088	

QUALITY

	Quantity	Base Number	Contract	AT	Region	England
% of FP17s for the same patient ID Re-attending within 3 months - Children	102	1,929	5.3%	9.5%	12.3%	11.8%
% of FP17s for the same patient ID Re-attending within 3 months - Adults	330	4,485	7.4%	12.8%	15.8%	15.6%
% of FP17s for the same patient ID Re-attending between 3 & 9 months - Children	1,366	1,929	70.8%	62.9%	60.1%	58.8%
% of FP17s for the same patient ID Re-attending between 3 & 9 months - Adults	944	4,485	21.0%	54.6%	53.3%	51.0%
% of FP17s for Band 1 Urgent Courses	369	6,301	5.9%	7.5%	9.0%	9.0%
% of FP17s Relating to Free Repair or Replacements	14	6,301	0.2%	0.9%	1.0%	0.8%
% of FP17s Relating to Continuations	44	6,301	0.7%	0.9%	1.0%	0.9%
% of Patients satisfied with the dentistry they have received	3	3	N/A	93.6%	93.8%	93.2%
% of Patients satisfied with the time they had to wait for an appointment	3	3	N/A	89.5%	89.4%	88.3%

* This is based on patients treated on this contract for their most recent course of treatment. Figures in italics indicate the base number of FP17s or Patient Questionnaire responses are less than 100. N/A is shown where the base number of responses is less than 10 during the period. % is calculated as Quantity/Base number*100

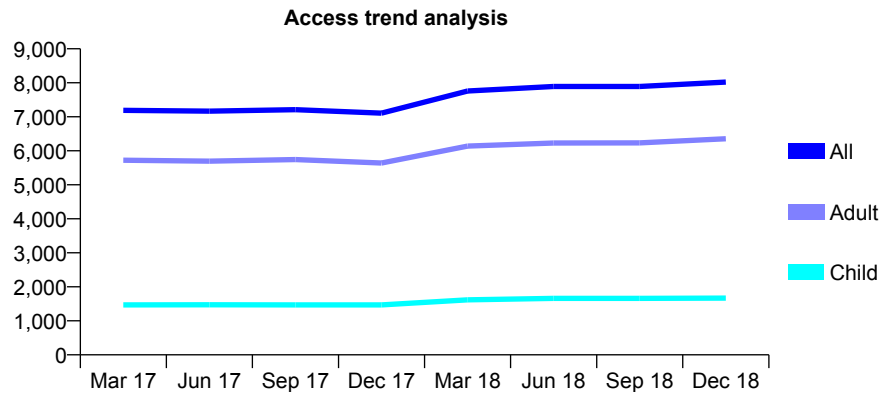
Q50 - Vital Signs At a Glance Contract Report for 161829/0001 - December 2018

Name or company name	Exchange Street Practice Ltd
Contract type name	GDS Contract
Purpose of contract	General
Contract start date	01/04/2011
Contract end date	

18/19 Contracted general activity (UDA)	21,484
Carry forward general activity (UDA)	0
18/19 Contracted orthodontic activity (UOA)	0
Carry forward orthodontic activity (UOA)	0
Baseline contract value	£674,944.15

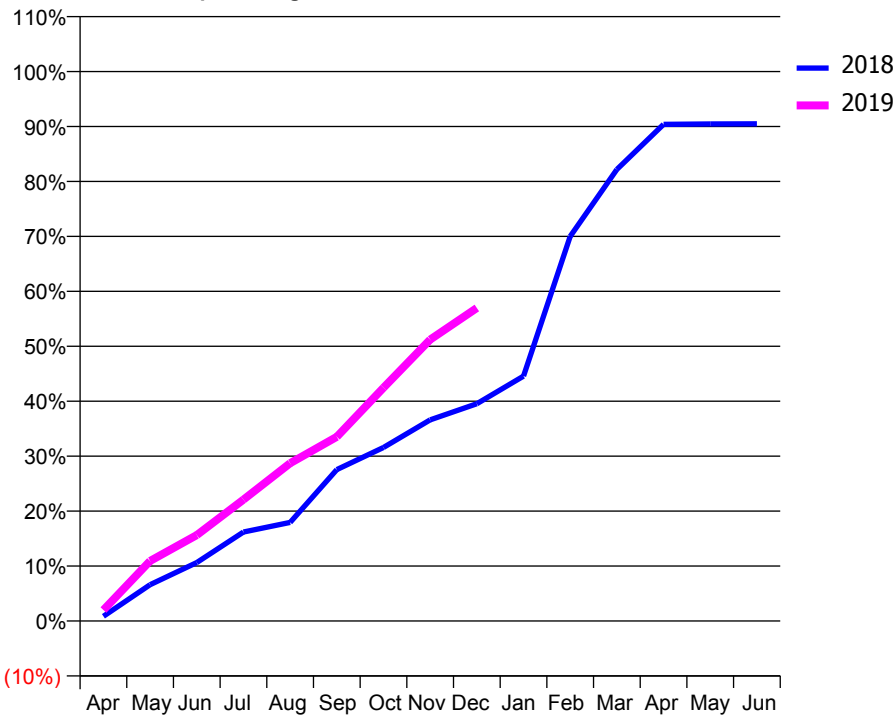
ACCESS*

Patients seen in 24 months	Total	Change since previous quarter
Quarter ending December 2017	7,107	
Quarter ending March 2018	7,759	↑
Quarter ending June 2018	7,893	→
Quarter ending September 2018	7,892	→
Quarter ending December 2018	8,023	→
Variance since December 2017	12.9%	↑



ACTIVITY

Cumulative percentage of contracted UDA delivered 2018 & 2019



Month	Adjusted Scheduled Activity (UDA)	
	2018	2019
April	183	428
May	1,421	2,351
June	2,284	3,361
July	3,479	4,749
August	3,855	6,171
September	5,921	7,204
October	6,783	9,119
November	7,862	11,006
December	8,498	12,241
January	9,575	
February	15,039	
March	17,654	
April	19,419	
May	19,432	
June	19,440	

QUALITY

	Quantity	Base Number	Contract	AT	Region	England
% of FP17s for the same patient ID Re-attending within 3 months - Children	91	1,653	5.5%	9.5%	12.3%	11.8%
% of FP17s for the same patient ID Re-attending within 3 months - Adults	622	5,625	11.1%	12.8%	15.8%	15.6%
% of FP17s for the same patient ID Re-attending between 3 & 9 months - Children	979	1,653	59.2%	62.9%	60.1%	58.8%
% of FP17s for the same patient ID Re-attending between 3 & 9 months - Adults	2,893	5,625	51.4%	54.6%	53.3%	51.0%
% of FP17s for Band 1 Urgent Courses	481	6,114	7.9%	7.5%	9.0%	9.0%
% of FP17s Relating to Free Repair or Replacements	37	6,114	0.6%	0.9%	1.0%	0.8%
% of FP17s Relating to Continuations	45	6,114	0.7%	0.9%	1.0%	0.9%
% of Patients satisfied with the dentistry they have received	6	6	N/A	93.6%	93.8%	93.2%
% of Patients satisfied with the time they had to wait for an appointment	6	6	N/A	89.5%	89.4%	88.3%

* This is based on patients treated on this contract for their most recent course of treatment. Figures in italics indicate the base number of FP17s or Patient Questionnaire responses are less than 100. N/A is shown where the base number of responses is less than 10 during the period. % is calculated as Quantity/Base number*100

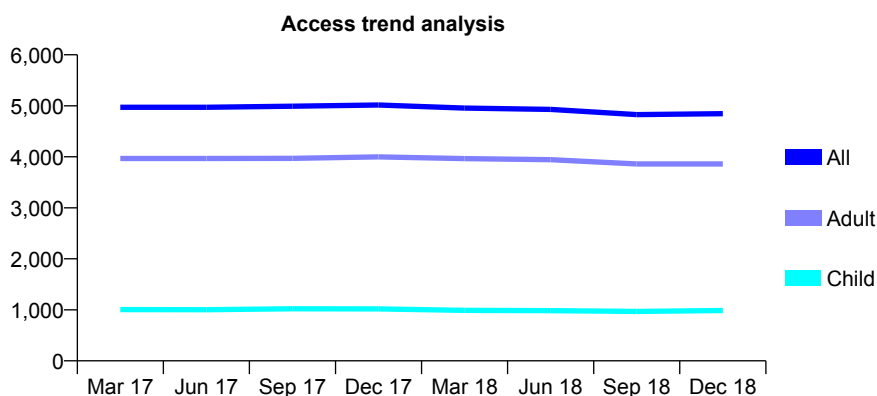
Q50 - Vital Signs At a Glance Contract Report for 163252/0001 - December 2018

Name or company name	Alpha Dental Great Ayton
Contract type name	GDS Contract
Purpose of contract	General
Contract start date	01/04/2009
Contract end date	

18/19 Contracted general activity (UDA)	14,000
Carry forward general activity (UDA)	-273
18/19 Contracted orthodontic activity (UOA)	0
Carry forward orthodontic activity (UOA)	0
Baseline contract value	£372,327.64

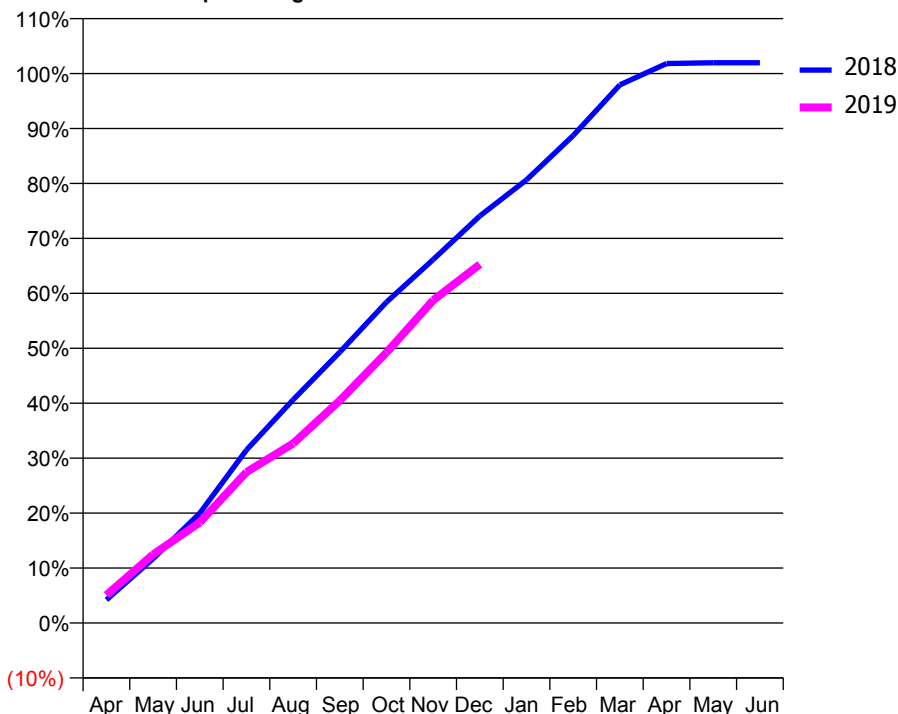
ACCESS*

Patients seen in 24 months	Total	Change since previous quarter
Quarter ending December 2017	5,016	
Quarter ending March 2018	4,955	↓
Quarter ending June 2018	4,929	→
Quarter ending September 2018	4,827	↓
Quarter ending December 2018	4,847	→
Variance since December 2017	(3.4%)	↓



ACTIVITY

Cumulative percentage of contracted UDA delivered 2018 & 2019



Month	Adjusted Scheduled Activity (UDA)	
	2018	2019
April	590	711
May	1,638	1,748
June	2,799	2,564
July	4,406	3,845
August	5,689	4,576
September	6,901	5,667
October	8,176	6,893
November	9,258	8,224
December	10,369	9,136
January	11,292	
February	12,417	
March	13,711	
April	14,254	
May	14,273	
June	14,273	

QUALITY

	Quantity	Base Number	Contract	AT	Region	England
% of FP17s for the same patient ID Re-attending within 3 months - Children	60	1,059	5.7%	9.5%	12.3%	11.8%
% of FP17s for the same patient ID Re-attending within 3 months - Adults	507	3,887	13.0%	12.8%	15.8%	15.6%
% of FP17s for the same patient ID Re-attending between 3 & 9 months - Children	635	1,059	60.0%	62.9%	60.1%	58.8%
% of FP17s for the same patient ID Re-attending between 3 & 9 months - Adults	2,025	3,887	52.1%	54.6%	53.3%	51.0%
% of FP17s for Band 1 Urgent Courses	242	4,193	5.8%	7.5%	9.0%	9.0%
% of FP17s Relating to Free Repair or Replacements	103	4,193	2.5%	0.9%	1.0%	0.8%
% of FP17s Relating to Continuations	63	4,193	1.5%	0.9%	1.0%	0.9%
% of Patients satisfied with the dentistry they have received	5	5	N/A	93.6%	93.8%	93.2%
% of Patients satisfied with the time they had to wait for an appointment	5	5	N/A	89.5%	89.4%	88.3%

* This is based on patients treated on this contract for their most recent course of treatment. Figures in italics indicate the base number of FP17s or Patient Questionnaire responses are less than 100. N/A is shown where the base number of responses is less than 10 during the period. % is calculated as Quantity/Base number*100

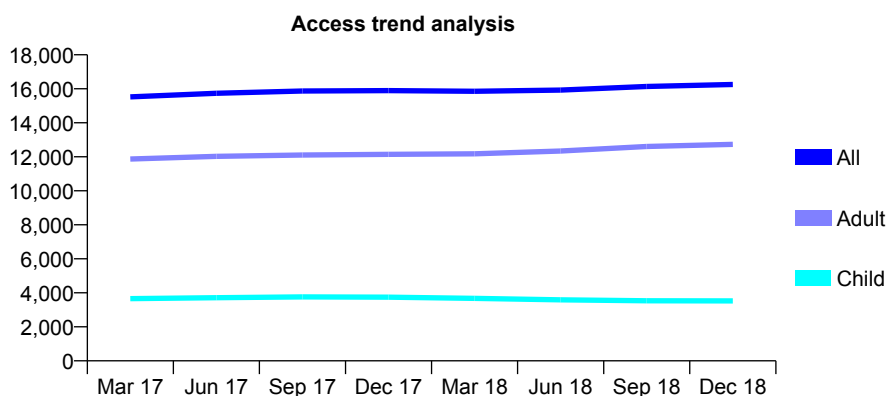
Q50 - Vital Signs At a Glance Contract Report for 163880/0001 - December 2018

Name or company name	Lawrence Street Dental Practice Ltd
Contract type name	GDS Contract
Purpose of contract	General
Contract start date	01/03/2008
Contract end date	

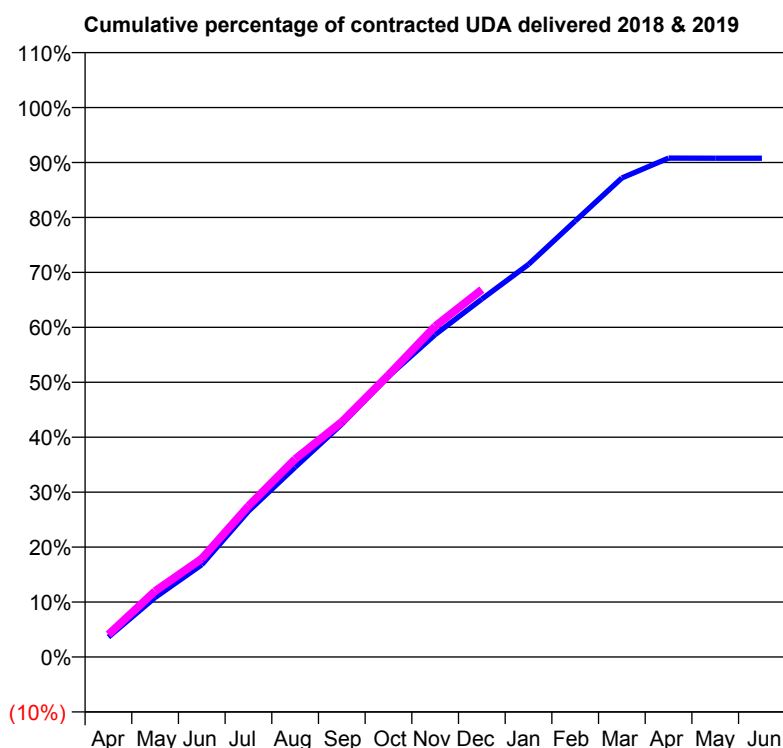
18/19 Contracted general activity (UDA)	44,087
Carry forward general activity (UDA)	0
18/19 Contracted orthodontic activity (UOA)	0
Carry forward orthodontic activity (UOA)	0
Baseline contract value	£1,442,029.46

ACCESS*

Patients seen in 24 months	Total	Change since previous quarter
Quarter ending December 2017	15,896	
Quarter ending March 2018	15,855	→
Quarter ending June 2018	15,929	→
Quarter ending September 2018	16,139	→
Quarter ending December 2018	16,258	→
Variance since December 2017	2.3%	↑



ACTIVITY



Month	Adjusted Scheduled Activity (UDA)	
	2018	2019
April	1,601	1,798
May	4,777	5,291
June	7,404	7,894
July	11,702	12,121
August	15,231	15,884
September	18,690	18,868
October	22,523	22,622
November	25,862	26,535
December	28,723	29,485
January	31,501	
February	34,982	
March	38,439	
April	40,032	
May	40,015	
June	40,015	

QUALITY

	Quantity	Base Number	Contract	AT	Region	England
% of FP17s for the same patient ID Re-attending within 3 months - Children	210	3,978	5.3%	9.5%	12.3%	11.8%
% of FP17s for the same patient ID Re-attending within 3 months - Adults	1,540	14,030	11.0%	12.8%	15.8%	15.6%
% of FP17s for the same patient ID Re-attending between 3 & 9 months - Children	2,547	3,978	64.0%	62.9%	60.1%	58.8%
% of FP17s for the same patient ID Re-attending between 3 & 9 months - Adults	8,615	14,030	61.4%	54.6%	53.3%	51.0%
% of FP17s for Band 1 Urgent Courses	1,233	17,127	7.2%	7.5%	9.0%	9.0%
% of FP17s Relating to Free Repair or Replacements	74	17,127	0.4%	0.9%	1.0%	0.8%
% of FP17s Relating to Continuations	122	17,127	0.7%	0.9%	1.0%	0.9%
% of Patients satisfied with the dentistry they have received	8	8	N/A	93.6%	93.8%	93.2%
% of Patients satisfied with the time they had to wait for an appointment	7	8	N/A	89.5%	89.4%	88.3%

* This is based on patients treated on this contract for their most recent course of treatment. Figures in italics indicate the base number of FP17s or Patient Questionnaire responses are less than 100. N/A is shown where the base number of responses is less than 10 during the period. % is calculated as Quantity/Base number*100

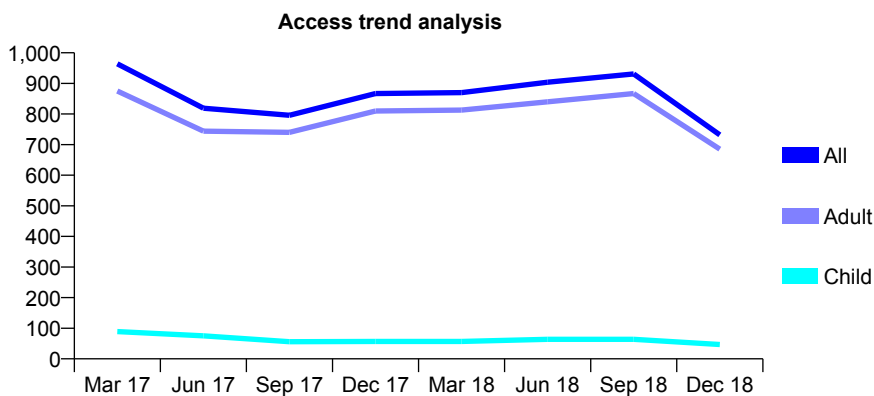
Q50 - Vital Signs At a Glance Contract Report for 163880/0002 - December 2018

Name or company name	Lawrence Street Dental Practice Ltd
Contract type name	PDS Contract
Purpose of contract	General
Contract start date	01/06/2011
Contract end date	30/09/2018

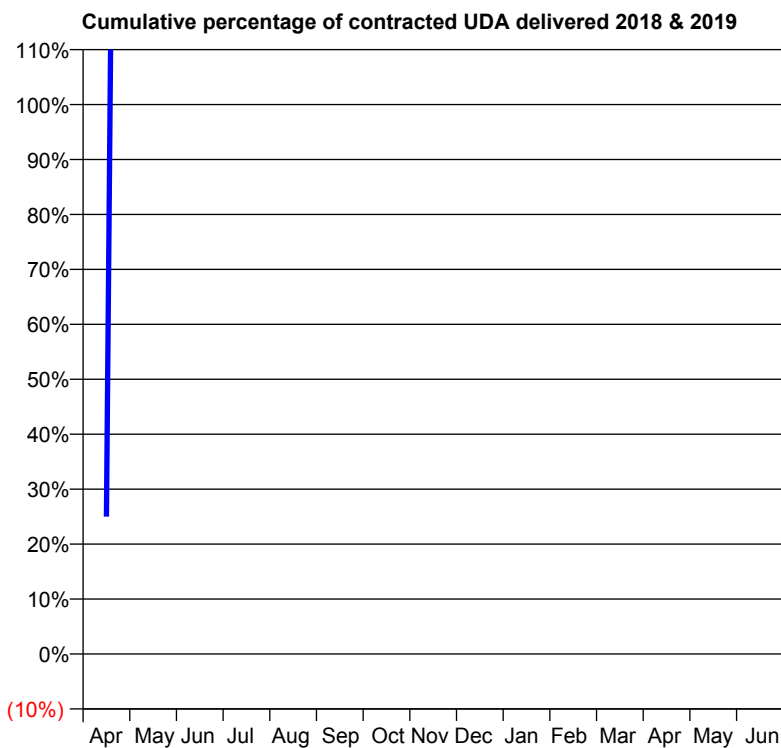
18/19 Contracted general activity (UDA)	2
Carry forward general activity (UDA)	0
18/19 Contracted orthodontic activity (UOA)	0
Carry forward orthodontic activity (UOA)	0
Baseline contract value	£36,771.53

ACCESS*

Patients seen in 24 months	Total	Change since previous quarter
Quarter ending December 2017	867	
Quarter ending March 2018	870	→
Quarter ending June 2018	904	↑
Quarter ending September 2018	931	↑
Quarter ending December 2018	732	↓
Variance since December 2017	(15.6%)	↓



ACTIVITY



Month	Adjusted Scheduled Activity (UDA)	
	2018	2019
April	1	104
May	38	264
June	72	365
July	168	510
August	247	713
September	458	861
October	582	925
November	738	925
December	827	937
January	1,014	
February	1,141	
March	1,266	
April	1,333	
May	1,333	
June	1,333	

QUALITY

	Quantity	Base Number	Contract	AT	Region	England
% of FP17s for the same patient ID Re-attending within 3 months - Children	1	108	0.9%	9.5%	12.3%	11.8%
% of FP17s for the same patient ID Re-attending within 3 months - Adults	16	668	2.4%	12.8%	15.8%	15.6%
% of FP17s for the same patient ID Re-attending between 3 & 9 months - Children	0	108	0.0%	62.9%	60.1%	58.8%
% of FP17s for the same patient ID Re-attending between 3 & 9 months - Adults	6	668	0.9%	54.6%	53.3%	51.0%
% of FP17s for Band 1 Urgent Courses	655	726	90.2%	7.5%	9.0%	9.0%
% of FP17s Relating to Free Repair or Replacements	0	726	0.0%	0.9%	1.0%	0.8%
% of FP17s Relating to Continuations	0	726	0.0%	0.9%	1.0%	0.9%
% of Patients satisfied with the dentistry they have received	0	0	N/A	93.6%	93.8%	93.2%
% of Patients satisfied with the time they had to wait for an appointment	0	0	N/A	89.5%	89.4%	88.3%

* This is based on patients treated on this contract for their most recent course of treatment. Figures in italics indicate the base number of FP17s or Patient Questionnaire responses are less than 100. N/A is shown where the base number of responses is less than 10 during the period. % is calculated as Quantity/Base number*100

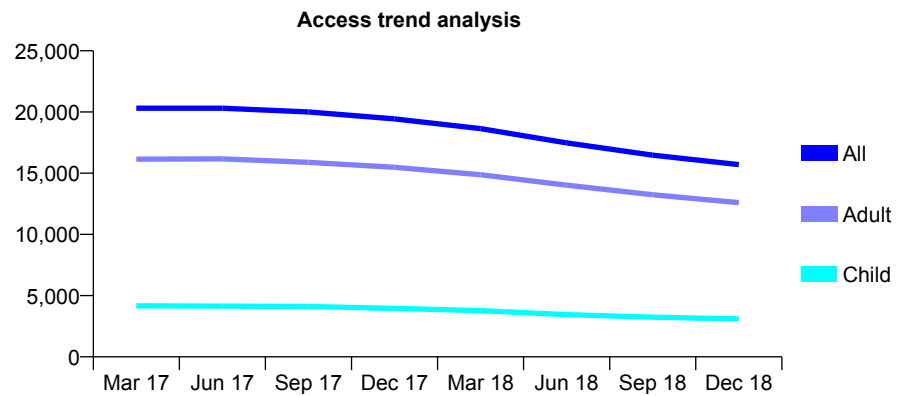
Q50 - Vital Signs At a Glance Contract Report for 163961/0001 - December 2018

Name or company name	Pierce & Geddes Limited
Contract type name	GDS Contract
Purpose of contract	General
Contract start date	01/12/2008
Contract end date	

18/19 Contracted general activity (UDA)	65,063
Carry forward general activity (UDA)	0
18/19 Contracted orthodontic activity (UOA)	0
Carry forward orthodontic activity (UOA)	0
Baseline contract value	£2,040,355.24

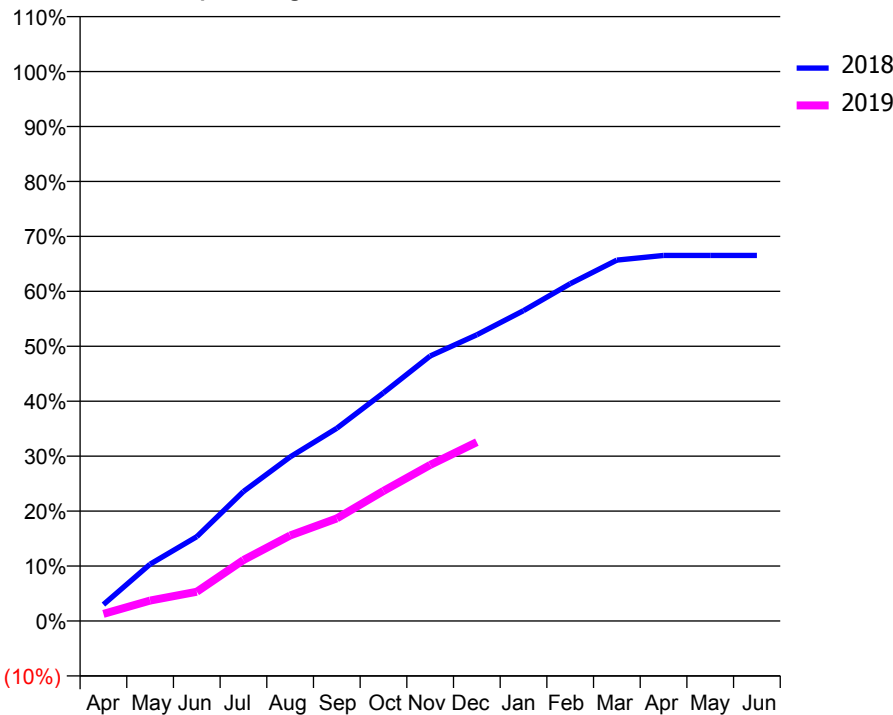
ACCESS*

Patients seen in 24 months	Total	Change since previous quarter
Quarter ending December 2017	19,442	
Quarter ending March 2018	18,643	↓
Quarter ending June 2018	17,482	↓
Quarter ending September 2018	16,477	↓
Quarter ending December 2018	15,701	↓
Variance since December 2017	(19.2%)	↓



ACTIVITY

Cumulative percentage of contracted UDA delivered 2018 & 2019



Month	Adjusted Scheduled Activity (UDA)	
	2018	2019
April	1,950	839
May	6,732	2,428
June	9,993	3,468
July	15,333	7,228
August	19,433	10,121
September	22,815	12,149
October	27,020	15,400
November	31,383	18,480
December	33,884	21,184
January	36,741	
February	39,940	
March	42,734	
April	43,288	
May	43,286	
June	43,283	

QUALITY

	Quantity	Base Number	Contract	AT	Region	England
% of FP17s for the same patient ID Re-attending within 3 months - Children	101	2,452	4.1%	9.5%	12.3%	11.8%
% of FP17s for the same patient ID Re-attending within 3 months - Adults	779	9,573	8.1%	12.8%	15.8%	15.6%
% of FP17s for the same patient ID Re-attending between 3 & 9 months - Children	1,051	2,452	42.9%	62.9%	60.1%	58.8%
% of FP17s for the same patient ID Re-attending between 3 & 9 months - Adults	4,790	9,573	50.0%	54.6%	53.3%	51.0%
% of FP17s for Band 1 Urgent Courses	921	11,756	7.8%	7.5%	9.0%	9.0%
% of FP17s Relating to Free Repair or Replacements	75	11,756	0.6%	0.9%	1.0%	0.8%
% of FP17s Relating to Continuations	82	11,756	0.7%	0.9%	1.0%	0.9%
% of Patients satisfied with the dentistry they have received	10	10	100.0%	93.6%	93.8%	93.2%
% of Patients satisfied with the time they had to wait for an appointment	8	10	80.0%	89.5%	89.4%	88.3%

* This is based on patients treated on this contract for their most recent course of treatment. Figures in italics indicate the base number of FP17s or Patient Questionnaire responses are less than 100. N/A is shown where the base number of responses is less than 10 during the period. % is calculated as Quantity/Base number*100

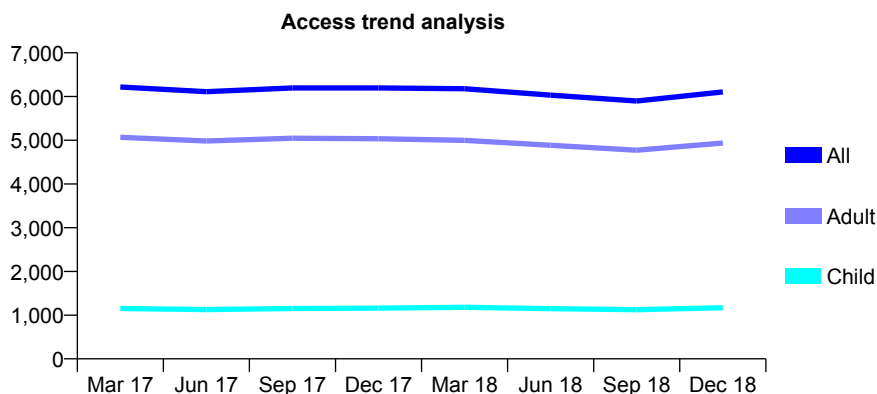
Q50 - Vital Signs At a Glance Contract Report for 164119/0001 - December 2018

Name or company name	Filey Dental Care Centre Partnership
Contract type name	GDS Contract
Purpose of contract	General
Contract start date	24/08/2012
Contract end date	

18/19 Contracted general activity (UDA)	20,700
Carry forward general activity (UDA)	0
18/19 Contracted orthodontic activity (UOA)	0
Carry forward orthodontic activity (UOA)	0
Baseline contract value	£564,147.14

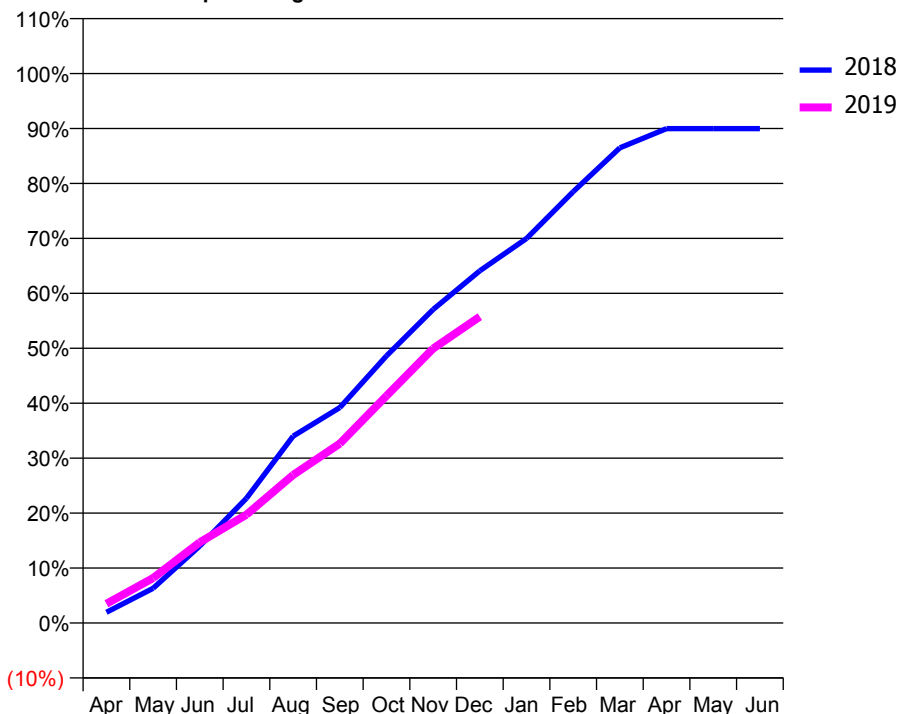
ACCESS*

Patients seen in 24 months	Total	Change since previous quarter
Quarter ending December 2017	6,195	
Quarter ending March 2018	6,177	→
Quarter ending June 2018	6,033	↓
Quarter ending September 2018	5,896	↓
Quarter ending December 2018	6,106	↑
Variance since December 2017	(1.4%)	↓



ACTIVITY

Cumulative percentage of contracted UDA delivered 2018 & 2019



Month	Adjusted Scheduled Activity (UDA)	
	2018	2019
April	404	727
May	1,310	1,693
June	2,902	3,043
July	4,698	4,081
August	7,041	5,579
September	8,117	6,758
October	10,065	8,558
November	11,812	10,340
December	13,267	11,540
January	14,486	
February	16,249	
March	17,899	
April	18,625	
May	18,625	
June	18,626	

QUALITY

	Quantity	Base Number	Contract	AT	Region	England
% of FP17s for the same patient ID Re-attending within 3 months - Children	66	1,231	5.4%	9.5%	12.3%	11.8%
% of FP17s for the same patient ID Re-attending within 3 months - Adults	621	4,794	13.0%	12.8%	15.8%	15.6%
% of FP17s for the same patient ID Re-attending between 3 & 9 months - Children	784	1,231	63.7%	62.9%	60.1%	58.8%
% of FP17s for the same patient ID Re-attending between 3 & 9 months - Adults	1,878	4,794	39.2%	54.6%	53.3%	51.0%
% of FP17s for Band 1 Urgent Courses	498	5,727	8.7%	7.5%	9.0%	9.0%
% of FP17s Relating to Free Repair or Replacements	48	5,727	0.8%	0.9%	1.0%	0.8%
% of FP17s Relating to Continuations	91	5,727	1.6%	0.9%	1.0%	0.9%
% of Patients satisfied with the dentistry they have received	2	2	N/A	93.6%	93.8%	93.2%
% of Patients satisfied with the time they had to wait for an appointment	1	2	N/A	89.5%	89.4%	88.3%

* This is based on patients treated on this contract for their most recent course of treatment. Figures in italics indicate the base number of FP17s or Patient Questionnaire responses are less than 100. N/A is shown where the base number of responses is less than 10 during the period. % is calculated as Quantity/Base number*100

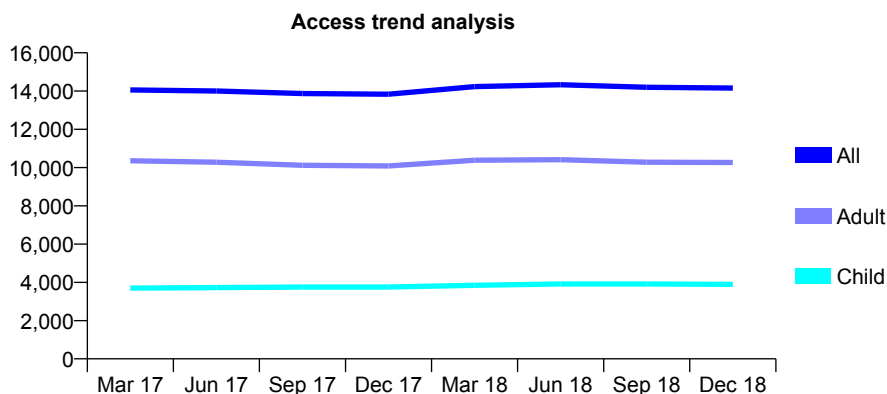
Q50 - Vital Signs At a Glance Contract Report for 164623/0001 - December 2018

Name or company name	Clock House Dental Practice
Contract type name	GDS Contract
Purpose of contract	General
Contract start date	01/07/2014
Contract end date	

18/19 Contracted general activity (UDA)	38,182
Carry forward general activity (UDA)	-164
18/19 Contracted orthodontic activity (UOA)	0
Carry forward orthodontic activity (UOA)	0
Baseline contract value	£1,121,794.41

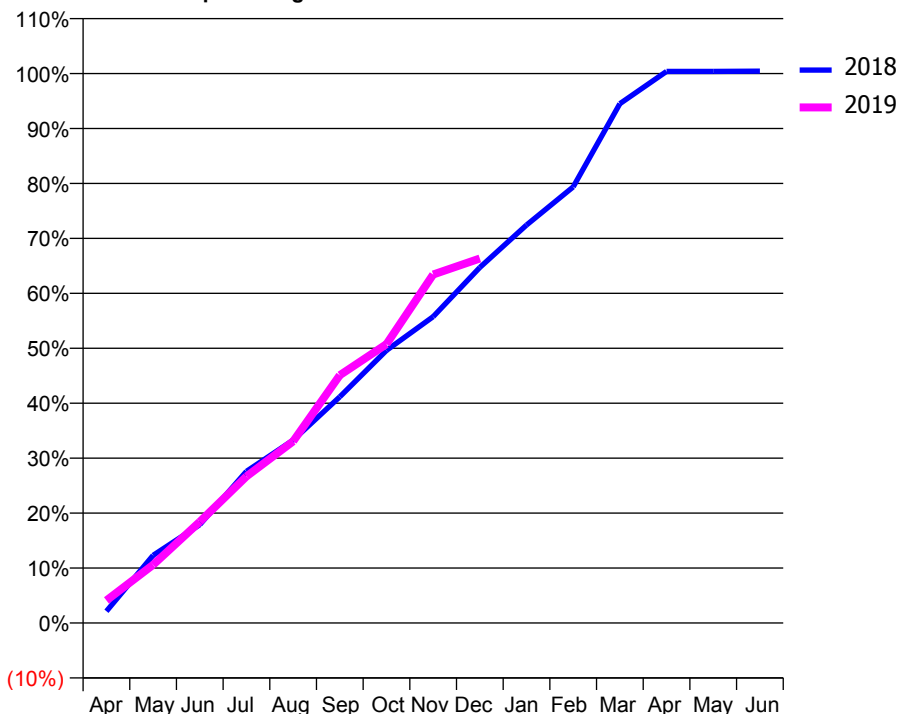
ACCESS*

Patients seen in 24 months	Total	Change since previous quarter
Quarter ending December 2017	13,836	
Quarter ending March 2018	14,230	↑
Quarter ending June 2018	14,329	→
Quarter ending September 2018	14,195	→
Quarter ending December 2018	14,159	→
Variance since December 2017	2.3%	↑



ACTIVITY

Cumulative percentage of contracted UDA delivered 2018 & 2019



Month	Adjusted Scheduled Activity (UDA)	
	2018	2019
April	818	1,569
May	4,707	4,043
June	6,836	7,036
July	10,544	10,184
August	12,706	12,623
September	15,722	17,216
October	18,944	19,378
November	21,283	24,218
December	24,710	25,332
January	27,657	
February	30,304	
March	36,084	
April	38,332	
May	38,329	
June	38,346	

QUALITY

	Quantity	Base Number	Contract	AT	Region	England
% of FP17s for the same patient ID Re-attending within 3 months - Children	261	4,166	6.3%	9.5%	12.3%	11.8%
% of FP17s for the same patient ID Re-attending within 3 months - Adults	1,268	10,393	12.2%	12.8%	15.8%	15.6%
% of FP17s for the same patient ID Re-attending between 3 & 9 months - Children	2,479	4,166	59.5%	62.9%	60.1%	58.8%
% of FP17s for the same patient ID Re-attending between 3 & 9 months - Adults	5,771	10,393	55.5%	54.6%	53.3%	51.0%
% of FP17s for Band 1 Urgent Courses	1,007	13,093	7.7%	7.5%	9.0%	9.0%
% of FP17s Relating to Free Repair or Replacements	84	13,093	0.6%	0.9%	1.0%	0.8%
% of FP17s Relating to Continuations	99	13,093	0.8%	0.9%	1.0%	0.9%
% of Patients satisfied with the dentistry they have received	5	5	N/A	93.6%	93.8%	93.2%
% of Patients satisfied with the time they had to wait for an appointment	4	5	N/A	89.5%	89.4%	88.3%

* This is based on patients treated on this contract for their most recent course of treatment. Figures in italics indicate the base number of FP17s or Patient Questionnaire responses are less than 100. N/A is shown where the base number of responses is less than 10 during the period. % is calculated as Quantity/Base number*100

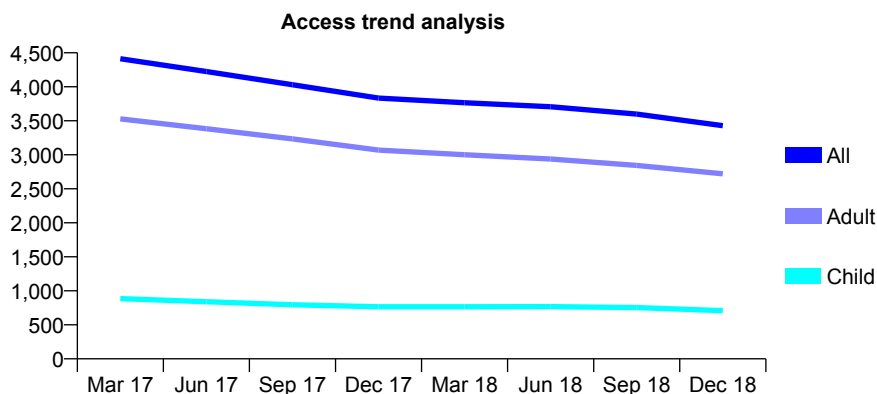
Q50 - Vital Signs At a Glance Contract Report for 164690/0001 - December 2018

Name or company name	IDH 477 Limited
Contract type name	GDS Contract
Purpose of contract	General
Contract start date	01/04/2008
Contract end date	

18/19 Contracted general activity (UDA)	11,845
Carry forward general activity (UDA)	0
18/19 Contracted orthodontic activity (UOA)	0
Carry forward orthodontic activity (UOA)	0
Baseline contract value	£378,142.95

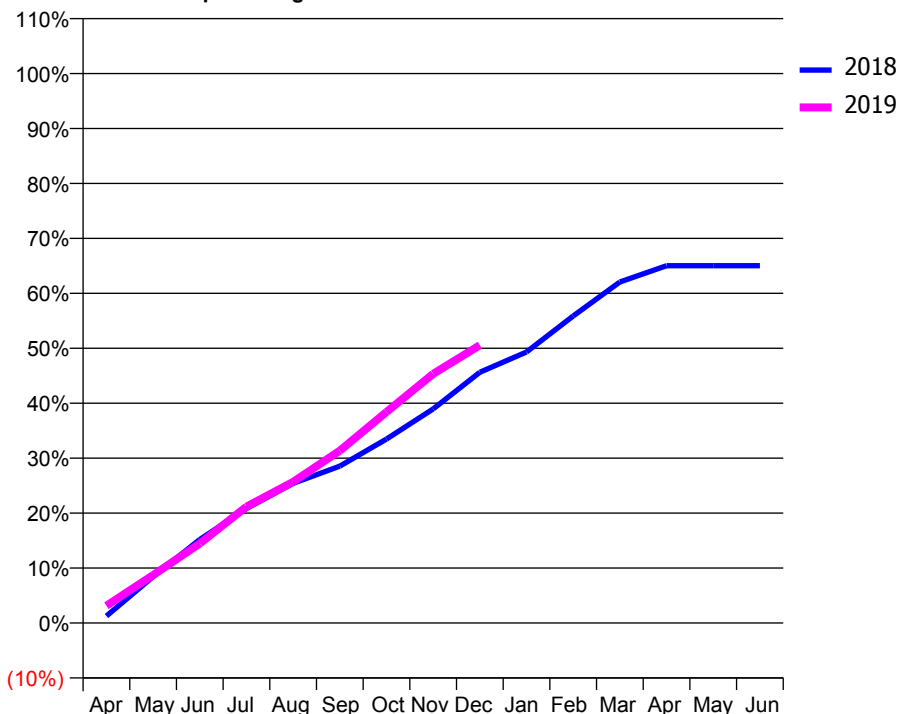
ACCESS*

Patients seen in 24 months	Total	Change since previous quarter
Quarter ending December 2017	3,834	
Quarter ending March 2018	3,766	↓
Quarter ending June 2018	3,706	↓
Quarter ending September 2018	3,599	↓
Quarter ending December 2018	3,428	↓
Variance since December 2017	(10.6%)	↓



ACTIVITY

Cumulative percentage of contracted UDA delivered 2018 & 2019



Month	Adjusted Scheduled Activity (UDA)	
	2018	2019
April	150	373
May	998	1,035
June	1,801	1,715
July	2,468	2,507
August	3,010	3,044
September	3,382	3,715
October	3,965	4,548
November	4,616	5,372
December	5,404	5,990
January	5,842	
February	6,618	
March	7,351	
April	7,701	
May	7,701	
June	7,701	

QUALITY

	Quantity	Base Number	Contract	AT	Region	England
% of FP17s for the same patient ID Re-attending within 3 months - Children	37	637	5.8%	9.5%	12.3%	11.8%
% of FP17s for the same patient ID Re-attending within 3 months - Adults	181	1,924	9.4%	12.8%	15.8%	15.6%
% of FP17s for the same patient ID Re-attending between 3 & 9 months - Children	239	637	37.5%	62.9%	60.1%	58.8%
% of FP17s for the same patient ID Re-attending between 3 & 9 months - Adults	614	1,924	31.9%	54.6%	53.3%	51.0%
% of FP17s for Band 1 Urgent Courses	170	2,382	7.1%	7.5%	9.0%	9.0%
% of FP17s Relating to Free Repair or Replacements	30	2,382	1.3%	0.9%	1.0%	0.8%
% of FP17s Relating to Continuations	16	2,382	0.7%	0.9%	1.0%	0.9%
% of Patients satisfied with the dentistry they have received	2	2	N/A	93.6%	93.8%	93.2%
% of Patients satisfied with the time they had to wait for an appointment	2	2	N/A	89.5%	89.4%	88.3%

* This is based on patients treated on this contract for their most recent course of treatment. Figures in italics indicate the base number of FP17s or Patient Questionnaire responses are less than 100. N/A is shown where the base number of responses is less than 10 during the period. % is calculated as Quantity/Base number*100

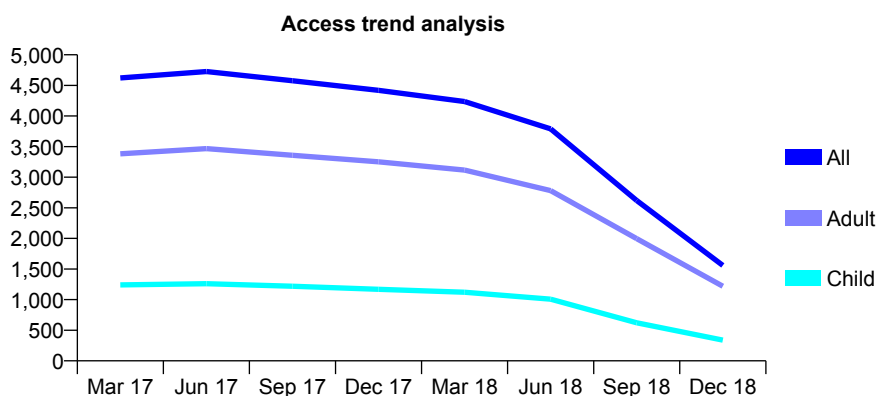
Q50 - Vital Signs At a Glance Contract Report for 164925/0001 - December 2018

Name or company name	City Health Dental
Contract type name	PDS Contract
Purpose of contract	General
Contract start date	01/06/2010
Contract end date	31/05/2018

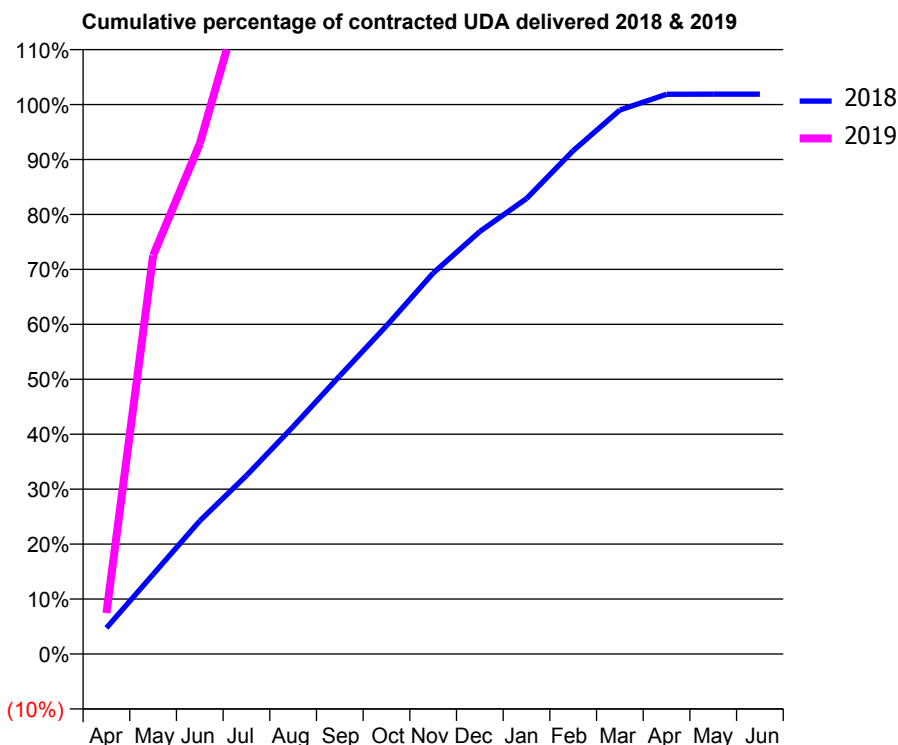
18/19 Contracted general activity (UDA)	1,633
Carry forward general activity (UDA)	0
18/19 Contracted orthodontic activity (UOA)	0
Carry forward orthodontic activity (UOA)	0
Baseline contract value	£60,572.26

ACCESS*

Patients seen in 24 months	Total	Change since previous quarter
Quarter ending December 2017	4,420	
Quarter ending March 2018	4,236	↓
Quarter ending June 2018	3,789	↓
Quarter ending September 2018	2,619	↓
Quarter ending December 2018	1,558	↓
Variance since December 2017	(64.8%)	↓



ACTIVITY



Month	Adjusted Scheduled Activity (UDA)	
	2018	2019
April	465	122
May	1,420	1,184
June	2,375	1,516
July	3,184	2,001
August	4,056	2,104
September	4,963	2,149
October	5,854	2,150
November	6,793	2,150
December	7,535	2,158
January	8,122	
February	8,977	
March	9,702	
April	9,983	
May	9,984	
June	9,984	

QUALITY

	Quantity	Base Number	Contract	AT	Region	England
% of FP17s for the same patient ID Re-attending within 3 months - Children	17	334	5.1%	9.5%	12.3%	11.8%
% of FP17s for the same patient ID Re-attending within 3 months - Adults	133	924	14.4%	12.8%	15.8%	15.6%
% of FP17s for the same patient ID Re-attending between 3 & 9 months - Children	194	334	58.1%	62.9%	60.1%	58.8%
% of FP17s for the same patient ID Re-attending between 3 & 9 months - Adults	554	924	60.0%	54.6%	53.3%	51.0%
% of FP17s for Band 1 Urgent Courses	87	1,086	8.0%	7.5%	9.0%	9.0%
% of FP17s Relating to Free Repair or Replacements	8	1,086	0.7%	0.9%	1.0%	0.8%
% of FP17s Relating to Continuations	14	1,086	1.3%	0.9%	1.0%	0.9%
% of Patients satisfied with the dentistry they have received	2	2	N/A	93.6%	93.8%	93.2%
% of Patients satisfied with the time they had to wait for an appointment	2	2	N/A	89.5%	89.4%	88.3%

* This is based on patients treated on this contract for their most recent course of treatment. Figures in italics indicate the base number of FP17s or Patient Questionnaire responses are less than 100. N/A is shown where the base number of responses is less than 10 during the period. % is calculated as Quantity/Base number*100

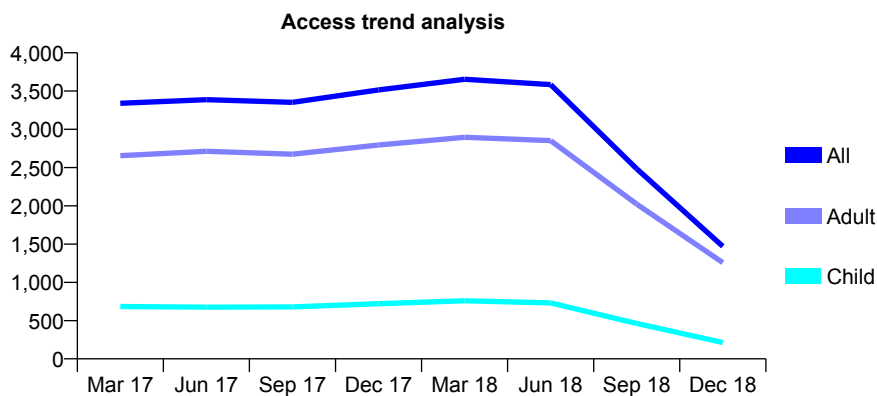
Q50 - Vital Signs At a Glance Contract Report for 164925/0003 - December 2018

Name or company name	City Health Dental
Contract type name	PDS Contract
Purpose of contract	General
Contract start date	01/06/2010
Contract end date	31/05/2018

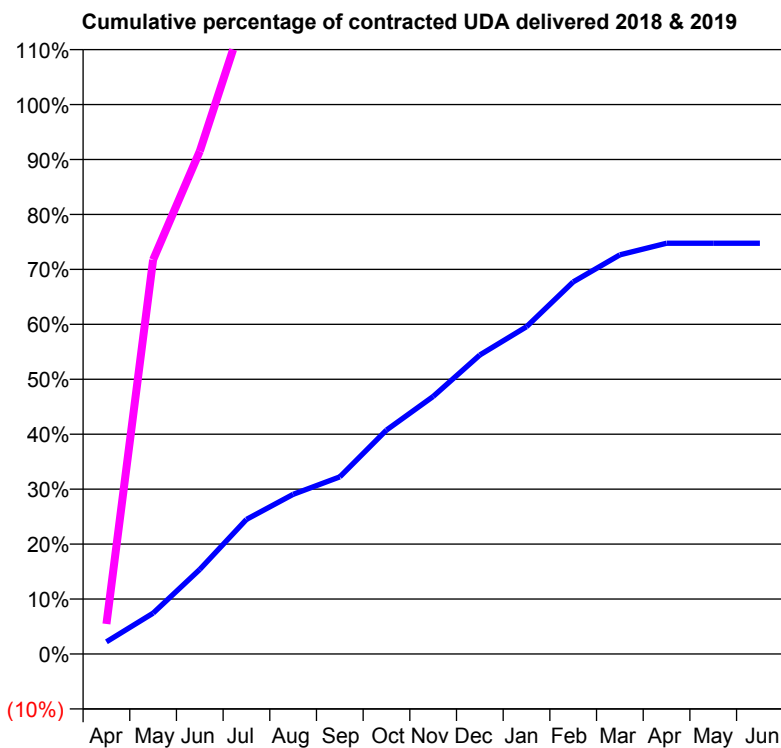
18/19 Contracted general activity (UDA)	1,833
Carry forward general activity (UDA)	0
18/19 Contracted orthodontic activity (UOA)	0
Carry forward orthodontic activity (UOA)	0
Baseline contract value	£66,629.49

ACCESS*

Patients seen in 24 months	Total	Change since previous quarter
Quarter ending December 2017	3,515	
Quarter ending March 2018	3,654	↑
Quarter ending June 2018	3,585	↓
Quarter ending September 2018	2,485	↓
Quarter ending December 2018	1,470	↓
Variance since December 2017	(58.2%)	↓



ACTIVITY



Month	Adjusted Scheduled Activity (UDA)	
	2018	2019
April	244	100
May	818	1,315
June	1,695	1,677
July	2,694	2,151
August	3,196	2,283
September	3,547	2,305
October	4,482	2,368
November	5,155	2,389
December	5,985	2,402
January	6,551	
February	7,449	
March	7,991	
April	8,224	
May	8,224	
June	8,224	

QUALITY

	Quantity	Base Number	Contract	AT	Region	England
% of FP17s for the same patient ID Re-attending within 3 months - Children	16	238	6.7%	9.5%	12.3%	11.8%
% of FP17s for the same patient ID Re-attending within 3 months - Adults	164	1,041	15.8%	12.8%	15.8%	15.6%
% of FP17s for the same patient ID Re-attending between 3 & 9 months - Children	151	238	63.4%	62.9%	60.1%	58.8%
% of FP17s for the same patient ID Re-attending between 3 & 9 months - Adults	525	1,041	50.4%	54.6%	53.3%	51.0%
% of FP17s for Band 1 Urgent Courses	134	1,163	11.5%	7.5%	9.0%	9.0%
% of FP17s Relating to Free Repair or Replacements	14	1,163	1.2%	0.9%	1.0%	0.8%
% of FP17s Relating to Continuations	15	1,163	1.3%	0.9%	1.0%	0.9%
% of Patients satisfied with the dentistry they have received	2	2	N/A	93.6%	93.8%	93.2%
% of Patients satisfied with the time they had to wait for an appointment	1	2	N/A	89.5%	89.4%	88.3%

* This is based on patients treated on this contract for their most recent course of treatment. Figures in italics indicate the base number of FP17s or Patient Questionnaire responses are less than 100. N/A is shown where the base number of responses is less than 10 during the period. % is calculated as Quantity/Base number*100

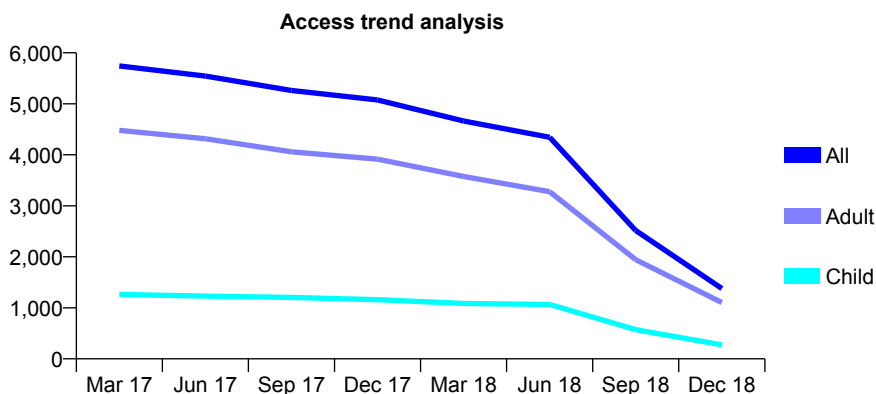
Q50 - Vital Signs At a Glance Contract Report for 164925/0004 - December 2018

Name or company name	City Health Dental
Contract type name	PDS Contract
Purpose of contract	General
Contract start date	01/06/2010
Contract end date	31/05/2018

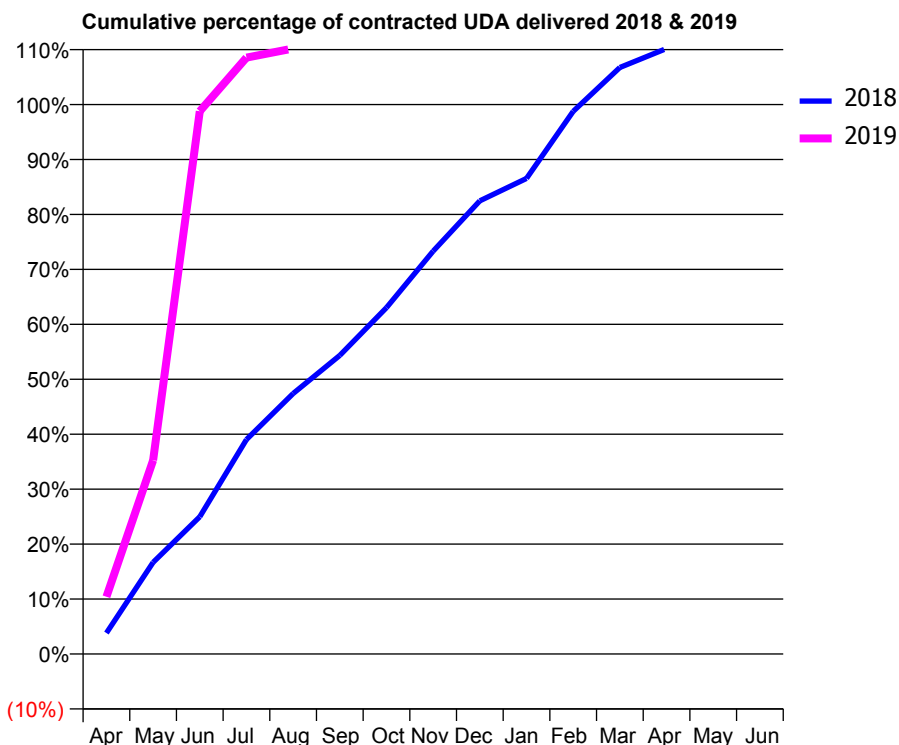
18/19 Contracted general activity (UDA)	1,633
Carry forward general activity (UDA)	0
18/19 Contracted orthodontic activity (UOA)	0
Carry forward orthodontic activity (UOA)	0
Baseline contract value	£60,572.26

ACCESS*

Patients seen in 24 months	Total	Change since previous quarter
Quarter ending December 2017	5,075	
Quarter ending March 2018	4,662	↓
Quarter ending June 2018	4,344	↓
Quarter ending September 2018	2,516	↓
Quarter ending December 2018	1,378	↓
Variance since December 2017	(72.8%)	↓



ACTIVITY



Month	Adjusted Scheduled Activity (UDA)	
	2018	2019
April	374	170
May	1,636	575
June	2,448	1,613
July	3,824	1,772
August	4,646	1,799
September	5,325	1,806
October	6,177	1,818
November	7,185	1,818
December	8,083	1,818
January	8,481	
February	9,677	
March	10,461	
April	10,798	
May	10,798	
June	10,798	

QUALITY

	Quantity	Base Number	Contract	AT	Region	England
% of FP17s for the same patient ID Re-attending within 3 months - Children	17	300	5.7%	9.5%	12.3%	11.8%
% of FP17s for the same patient ID Re-attending within 3 months - Adults	70	680	10.3%	12.8%	15.8%	15.6%
% of FP17s for the same patient ID Re-attending between 3 & 9 months - Children	156	300	52.0%	62.9%	60.1%	58.8%
% of FP17s for the same patient ID Re-attending between 3 & 9 months - Adults	400	680	58.8%	54.6%	53.3%	51.0%
% of FP17s for Band 1 Urgent Courses	86	804	10.7%	7.5%	9.0%	9.0%
% of FP17s Relating to Free Repair or Replacements	8	804	1.0%	0.9%	1.0%	0.8%
% of FP17s Relating to Continuations	8	804	1.0%	0.9%	1.0%	0.9%
% of Patients satisfied with the dentistry they have received	1	1	N/A	93.6%	93.8%	93.2%
% of Patients satisfied with the time they had to wait for an appointment	1	1	N/A	89.5%	89.4%	88.3%

* This is based on patients treated on this contract for their most recent course of treatment. Figures in italics indicate the base number of FP17s or Patient Questionnaire responses are less than 100. N/A is shown where the base number of responses is less than 10 during the period. % is calculated as Quantity/Base number*100

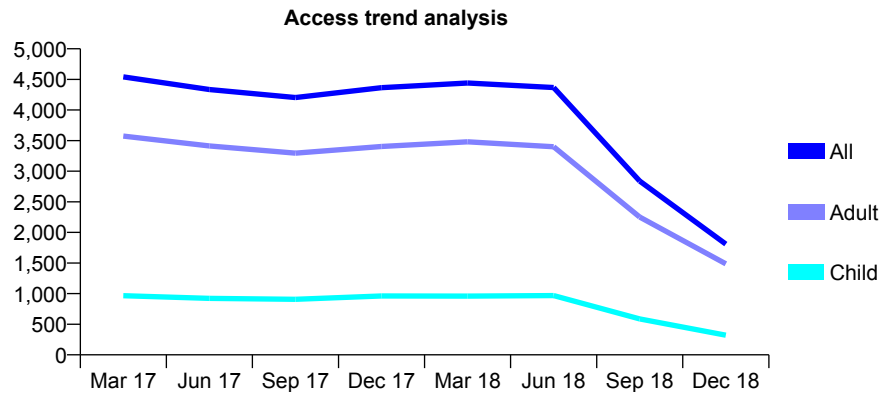
Q50 - Vital Signs At a Glance Contract Report for 164925/0006 - December 2018

Name or company name	City Health Dental
Contract type name	PDS Contract
Purpose of contract	General
Contract start date	01/06/2010
Contract end date	31/05/2018

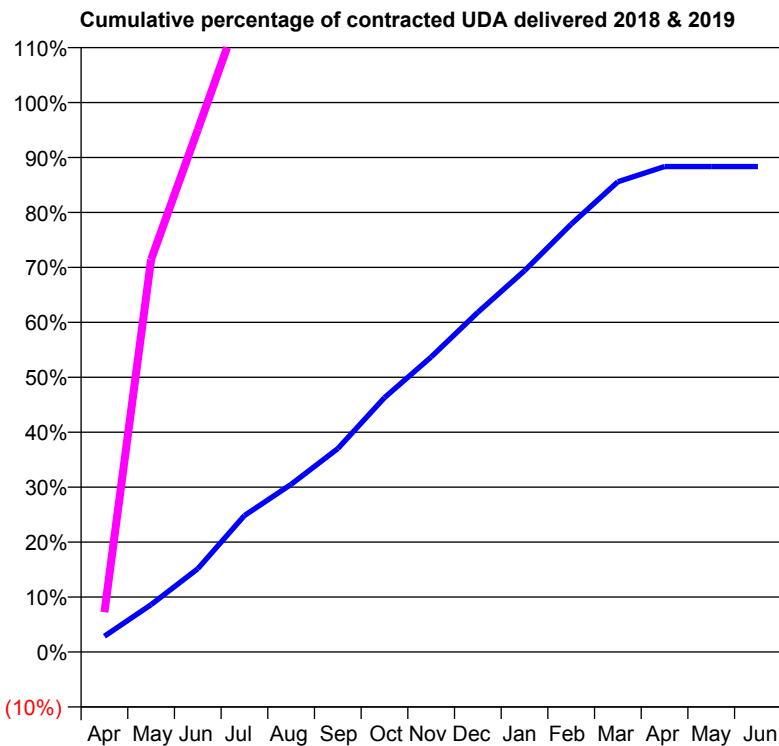
18/19 Contracted general activity (UDA)	2,167
Carry forward general activity (UDA)	0
18/19 Contracted orthodontic activity (UOA)	0
Carry forward orthodontic activity (UOA)	0
Baseline contract value	£78,743.94

ACCESS*

Patients seen in 24 months	Total	Change since previous quarter
Quarter ending December 2017	4,366	
Quarter ending March 2018	4,441	→
Quarter ending June 2018	4,367	↓
Quarter ending September 2018	2,839	↓
Quarter ending December 2018	1,809	↓
Variance since December 2017	(58.6%)	↓



ACTIVITY



Month	Adjusted Scheduled Activity (UDA)	
	2018	2019
April	375	157
May	1,121	1,548
June	1,970	2,059
July	3,227	2,576
August	3,968	2,716
September	4,813	2,872
October	6,018	2,976
November	6,979	2,986
December	8,036	2,999
January	9,022	
February	10,123	
March	11,125	
April	11,485	
May	11,485	
June	11,485	

QUALITY

	Quantity	Base Number	Contract	AT	Region	England
% of FP17s for the same patient ID Re-attending within 3 months - Children	24	322	7.5%	9.5%	12.3%	11.8%
% of FP17s for the same patient ID Re-attending within 3 months - Adults	177	1,236	14.3%	12.8%	15.8%	15.6%
% of FP17s for the same patient ID Re-attending between 3 & 9 months - Children	180	322	55.9%	62.9%	60.1%	58.8%
% of FP17s for the same patient ID Re-attending between 3 & 9 months - Adults	759	1,236	61.4%	54.6%	53.3%	51.0%
% of FP17s for Band 1 Urgent Courses	90	1,378	6.5%	7.5%	9.0%	9.0%
% of FP17s Relating to Free Repair or Replacements	36	1,378	2.6%	0.9%	1.0%	0.8%
% of FP17s Relating to Continuations	19	1,378	1.4%	0.9%	1.0%	0.9%
% of Patients satisfied with the dentistry they have received	0	0	N/A	93.6%	93.8%	93.2%
% of Patients satisfied with the time they had to wait for an appointment	0	0	N/A	89.5%	89.4%	88.3%

* This is based on patients treated on this contract for their most recent course of treatment. Figures in italics indicate the base number of FP17s or Patient Questionnaire responses are less than 100. N/A is shown where the base number of responses is less than 10 during the period. % is calculated as Quantity/Base number*100

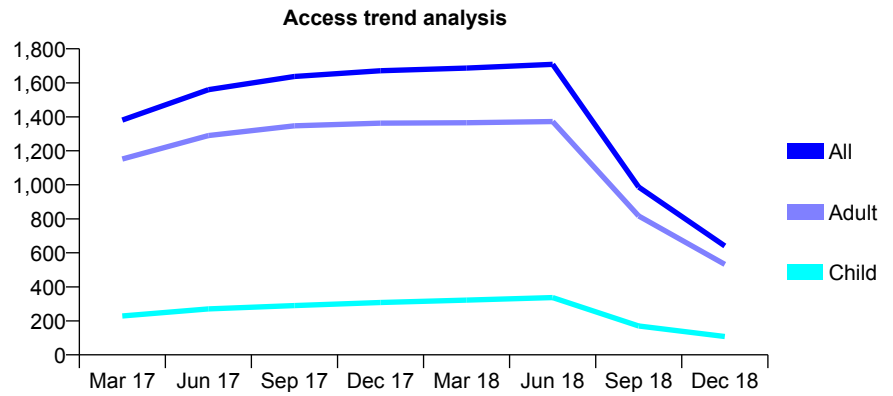
Q50 - Vital Signs At a Glance Contract Report for 164925/0007 - December 2018

Name or company name	City Health Dental
Contract type name	PDS Contract
Purpose of contract	General
Contract start date	01/06/2010
Contract end date	31/05/2018

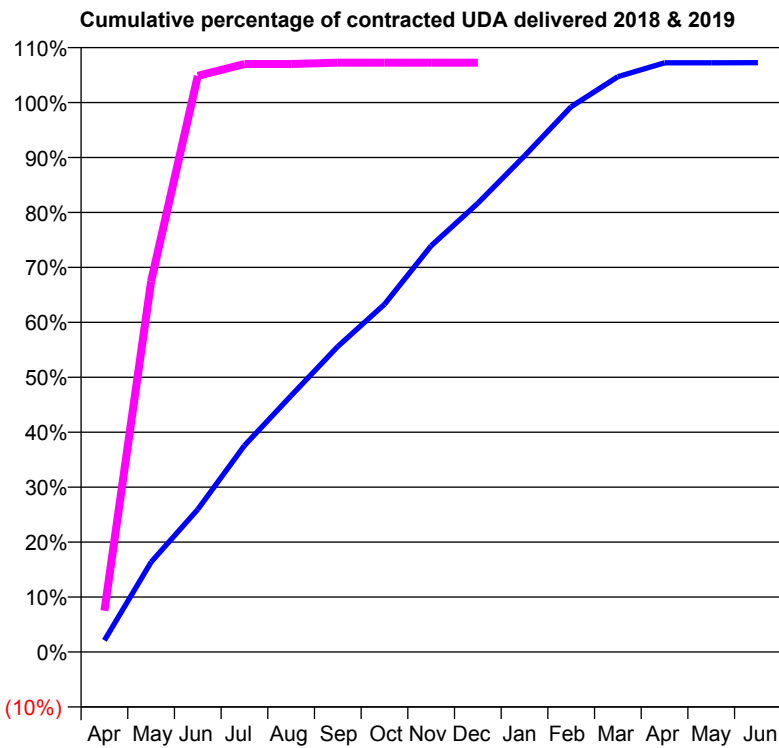
18/19 Contracted general activity (UDA)	1,250
Carry forward general activity (UDA)	0
18/19 Contracted orthodontic activity (UOA)	0
Carry forward orthodontic activity (UOA)	0
Baseline contract value	£45,429.20

ACCESS*

Patients seen in 24 months	Total	Change since previous quarter
Quarter ending December 2017	1,671	
Quarter ending March 2018	1,687	→
Quarter ending June 2018	1,709	→
Quarter ending September 2018	987	↓
Quarter ending December 2018	640	↓
Variance since December 2017	(61.7%)	↓



ACTIVITY



Month	Adjusted Scheduled Activity (UDA)	
	2018	2019
April	159	94
May	1,228	843
June	1,946	1,311
July	2,819	1,338
August	3,498	1,338
September	4,171	1,341
October	4,745	1,341
November	5,545	1,341
December	6,125	1,341
January	6,771	
February	7,444	
March	7,852	
April	8,042	
May	8,042	
June	8,043	

QUALITY

	Quantity	Base Number	Contract	AT	Region	England
% of FP17s for the same patient ID Re-attending within 3 months - Children	3	107	2.8%	9.5%	12.3%	11.8%
% of FP17s for the same patient ID Re-attending within 3 months - Adults	50	464	10.8%	12.8%	15.8%	15.6%
% of FP17s for the same patient ID Re-attending between 3 & 9 months - Children	57	107	53.3%	62.9%	60.1%	58.8%
% of FP17s for the same patient ID Re-attending between 3 & 9 months - Adults	287	464	61.9%	54.6%	53.3%	51.0%
% of FP17s for Band 1 Urgent Courses	8	515	1.6%	7.5%	9.0%	9.0%
% of FP17s Relating to Free Repair or Replacements	12	515	2.3%	0.9%	1.0%	0.8%
% of FP17s Relating to Continuations	15	515	2.9%	0.9%	1.0%	0.9%
% of Patients satisfied with the dentistry they have received	0	0	N/A	93.6%	93.8%	93.2%
% of Patients satisfied with the time they had to wait for an appointment	0	0	N/A	89.5%	89.4%	88.3%

* This is based on patients treated on this contract for their most recent course of treatment. Figures in italics indicate the base number of FP17s or Patient Questionnaire responses are less than 100. N/A is shown where the base number of responses is less than 10 during the period. % is calculated as Quantity/Base number*100

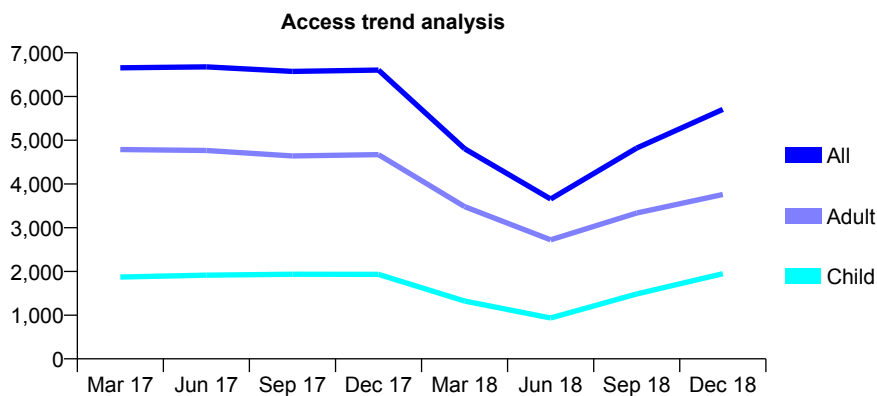
Q50 - Vital Signs At a Glance Contract Report for 166103/0001 - December 2018

Name or company name	The Dental Design Studio
Contract type name	GDS Contract
Purpose of contract	General
Contract start date	01/09/2013
Contract end date	

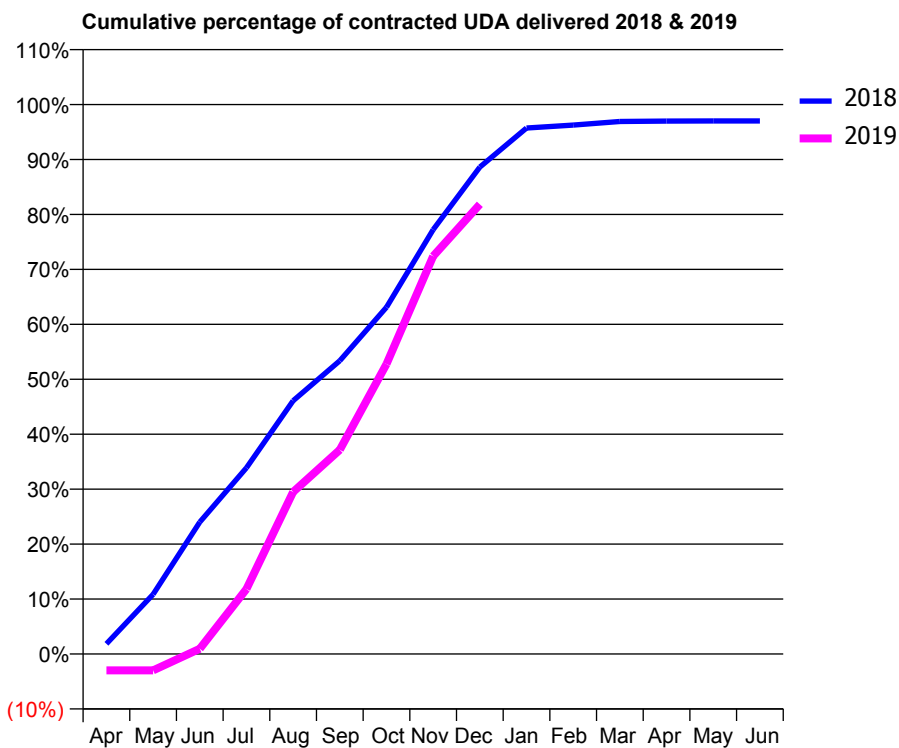
18/19 Contracted general activity (UDA)	11,620
Carry forward general activity (UDA)	349
18/19 Contracted orthodontic activity (UOA)	0
Carry forward orthodontic activity (UOA)	0
Baseline contract value	£374,104.85

ACCESS*

Patients seen in 24 months	Total	Change since previous quarter
Quarter ending December 2017	6,604	
Quarter ending March 2018	4,805	↓
Quarter ending June 2018	3,656	↓
Quarter ending September 2018	4,820	↑
Quarter ending December 2018	5,704	↑
Variance since December 2017	(13.6%)	↓



ACTIVITY



Month	Adjusted Scheduled Activity (UDA)	
	2018	2019
April	217	-348
May	1,261	-347
June	2,789	110
July	3,939	1,375
August	5,357	3,427
September	6,203	4,319
October	7,334	6,131
November	8,974	8,413
December	10,296	9,510
January	11,123	
February	11,186	
March	11,262	
April	11,270	
May	11,271	
June	11,271	

QUALITY

	Quantity	Base Number	Contract	AT	Region	England
% of FP17s for the same patient ID Re-attending within 3 months - Children	151	2,094	7.2%	9.5%	12.3%	11.8%
% of FP17s for the same patient ID Re-attending within 3 months - Adults	270	3,581	7.5%	12.8%	15.8%	15.6%
% of FP17s for the same patient ID Re-attending between 3 & 9 months - Children	367	2,094	17.5%	62.9%	60.1%	58.8%
% of FP17s for the same patient ID Re-attending between 3 & 9 months - Adults	318	3,581	8.9%	54.6%	53.3%	51.0%
% of FP17s for Band 1 Urgent Courses	402	5,668	7.1%	7.5%	9.0%	9.0%
% of FP17s Relating to Free Repair or Replacements	28	5,668	0.5%	0.9%	1.0%	0.8%
% of FP17s Relating to Continuations	41	5,668	0.7%	0.9%	1.0%	0.9%
% of Patients satisfied with the dentistry they have received	3	6	N/A	93.6%	93.8%	93.2%
% of Patients satisfied with the time they had to wait for an appointment	6	6	N/A	89.5%	89.4%	88.3%

* This is based on patients treated on this contract for their most recent course of treatment. Figures in italics indicate the base number of FP17s or Patient Questionnaire responses are less than 100. N/A is shown where the base number of responses is less than 10 during the period. % is calculated as Quantity/Base number*100

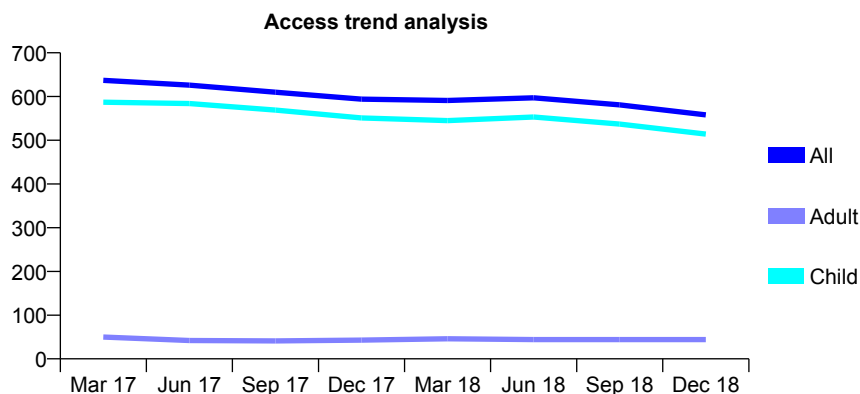
Q50 - Vital Signs At a Glance Contract Report for 167037/0001 - December 2018

Name or company name	Scarcho Dental Practice Limited
Contract type name	GDS Contract
Purpose of contract	General
Contract start date	21/03/2013
Contract end date	

18/19 Contracted general activity (UDA)	1,100
Carry forward general activity (UDA)	36
18/19 Contracted orthodontic activity (UOA)	0
Carry forward orthodontic activity (UOA)	0
Baseline contract value	£28,449.28

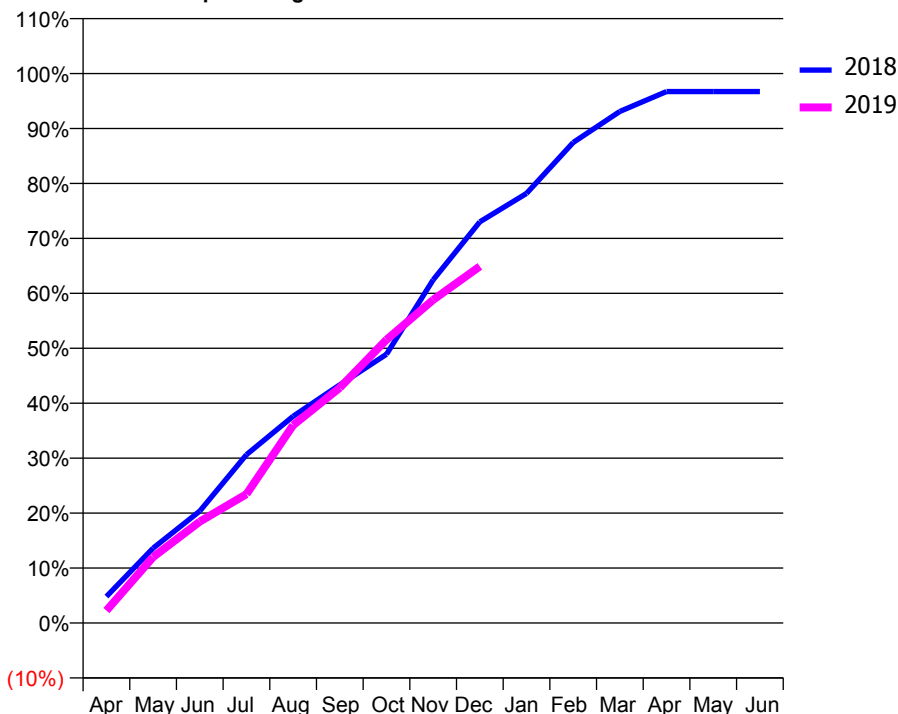
ACCESS*

Patients seen in 24 months	Total	Change since previous quarter
Quarter ending December 2017	594	
Quarter ending March 2018	591	→
Quarter ending June 2018	597	→
Quarter ending September 2018	581	↓
Quarter ending December 2018	558	↓
Variance since December 2017	(6.1%)	↓



ACTIVITY

Cumulative percentage of contracted UDA delivered 2018 & 2019



Adjusted Scheduled Activity (UDA)

Month	2018	2019
April	53	25
May	150	132
June	224	203
July	337	258
August	414	396
September	477	471
October	538	567
November	687	647
December	803	714
January	860	
February	962	
March	1,024	
April	1,064	
May	1,064	
June	1,064	

QUALITY

	Quantity	Base Number	Contract	AT	Region	England
% of FP17s for the same patient ID Re-attending within 3 months - Children	22	582	3.8%	9.5%	12.3%	11.8%
% of FP17s for the same patient ID Re-attending within 3 months - Adults	0	0	N/A	12.8%	15.8%	15.6%
% of FP17s for the same patient ID Re-attending between 3 & 9 months - Children	400	582	68.7%	62.9%	60.1%	58.8%
% of FP17s for the same patient ID Re-attending between 3 & 9 months - Adults	0	0	N/A	54.6%	53.3%	51.0%
% of FP17s for Band 1 Urgent Courses	0	552	0.0%	7.5%	9.0%	9.0%
% of FP17s Relating to Free Repair or Replacements	0	552	0.0%	0.9%	1.0%	0.8%
% of FP17s Relating to Continuations	2	552	0.4%	0.9%	1.0%	0.9%
% of Patients satisfied with the dentistry they have received	1	1	N/A	93.6%	93.8%	93.2%
% of Patients satisfied with the time they had to wait for an appointment	1	1	N/A	89.5%	89.4%	88.3%

* This is based on patients treated on this contract for their most recent course of treatment. Figures in italics indicate the base number of FP17s or Patient Questionnaire responses are less than 100. N/A is shown where the base number of responses is less than 10 during the period. % is calculated as Quantity/Base number*100

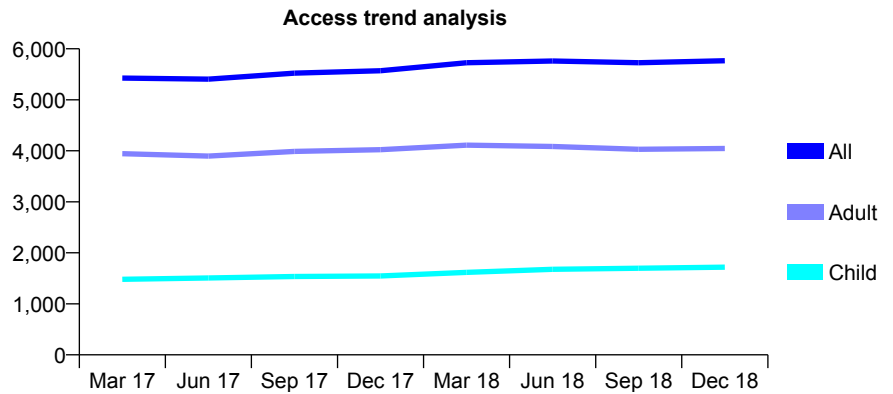
Q50 - Vital Signs At a Glance Contract Report for 167150/0001 - December 2018

Name or company name	Harris Family Dental Practice
Contract type name	GDS Contract
Purpose of contract	General
Contract start date	09/08/2012
Contract end date	

18/19 Contracted general activity (UDA)	17,600
Carry forward general activity (UDA)	29
18/19 Contracted orthodontic activity (UOA)	0
Carry forward orthodontic activity (UOA)	0
Baseline contract value	£521,235.32

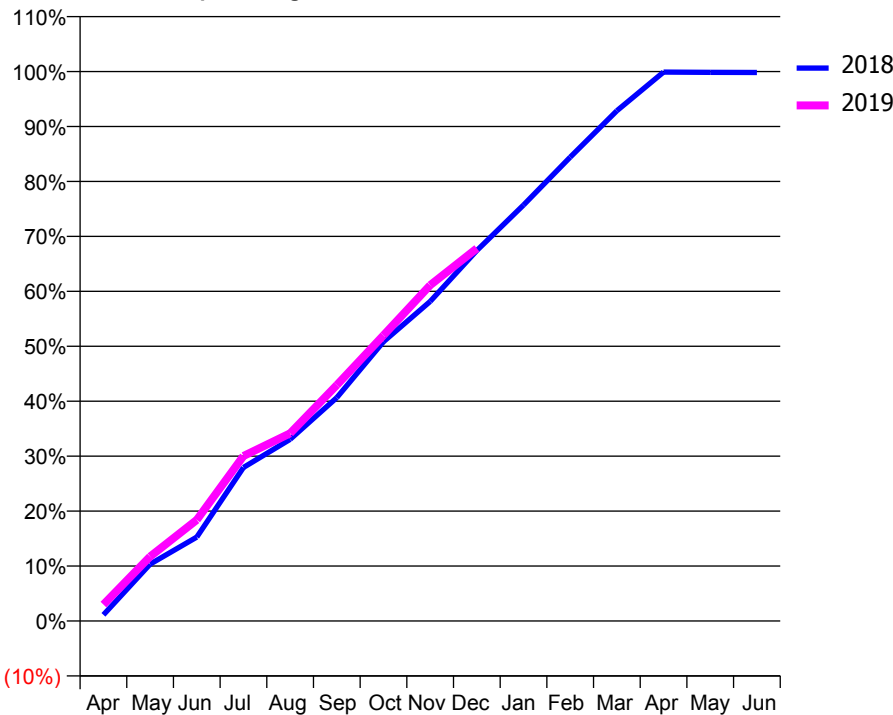
ACCESS*

Patients seen in 24 months	Total	Change since previous quarter
Quarter ending December 2017	5,569	
Quarter ending March 2018	5,727	↑
Quarter ending June 2018	5,762	→
Quarter ending September 2018	5,727	→
Quarter ending December 2018	5,766	→
Variance since December 2017	3.5%	↑



ACTIVITY

Cumulative percentage of contracted UDA delivered 2018 & 2019



Month	Adjusted Scheduled Activity (UDA)	
	2018	2019
April	198	526
May	1,822	2,063
June	2,690	3,240
July	4,920	5,284
August	5,819	6,013
September	7,155	7,559
October	8,947	9,152
November	10,234	10,757
December	11,868	11,935
January	13,324	
February	14,856	
March	16,343	
April	17,580	
May	17,574	
June	17,571	

QUALITY

	Quantity	Base Number	Contract	AT	Region	England
% of FP17s for the same patient ID Re-attending within 3 months - Children	89	2,081	4.3%	9.5%	12.3%	11.8%
% of FP17s for the same patient ID Re-attending within 3 months - Adults	517	4,697	11.0%	12.8%	15.8%	15.6%
% of FP17s for the same patient ID Re-attending between 3 & 9 months - Children	1,400	2,081	67.3%	62.9%	60.1%	58.8%
% of FP17s for the same patient ID Re-attending between 3 & 9 months - Adults	3,086	4,697	65.7%	54.6%	53.3%	51.0%
% of FP17s for Band 1 Urgent Courses	244	6,237	3.9%	7.5%	9.0%	9.0%
% of FP17s Relating to Free Repair or Replacements	53	6,237	0.8%	0.9%	1.0%	0.8%
% of FP17s Relating to Continuations	55	6,237	0.9%	0.9%	1.0%	0.9%
% of Patients satisfied with the dentistry they have received	1	1	N/A	93.6%	93.8%	93.2%
% of Patients satisfied with the time they had to wait for an appointment	1	1	N/A	89.5%	89.4%	88.3%

* This is based on patients treated on this contract for their most recent course of treatment. Figures in italics indicate the base number of FP17s or Patient Questionnaire responses are less than 100. N/A is shown where the base number of responses is less than 10 during the period. % is calculated as Quantity/Base number*100

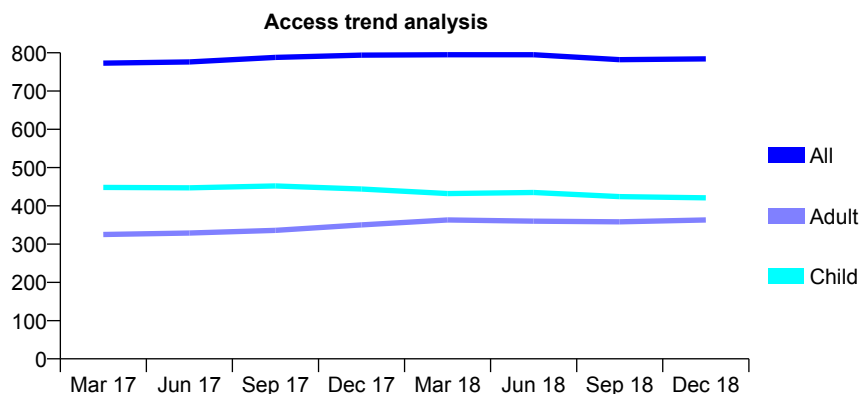
Q50 - Vital Signs At a Glance Contract Report for 167347/0001 - December 2018

Name or company name	Clifton Dental Practice Limited
Contract type name	GDS Contract
Purpose of contract	General
Contract start date	01/04/2008
Contract end date	

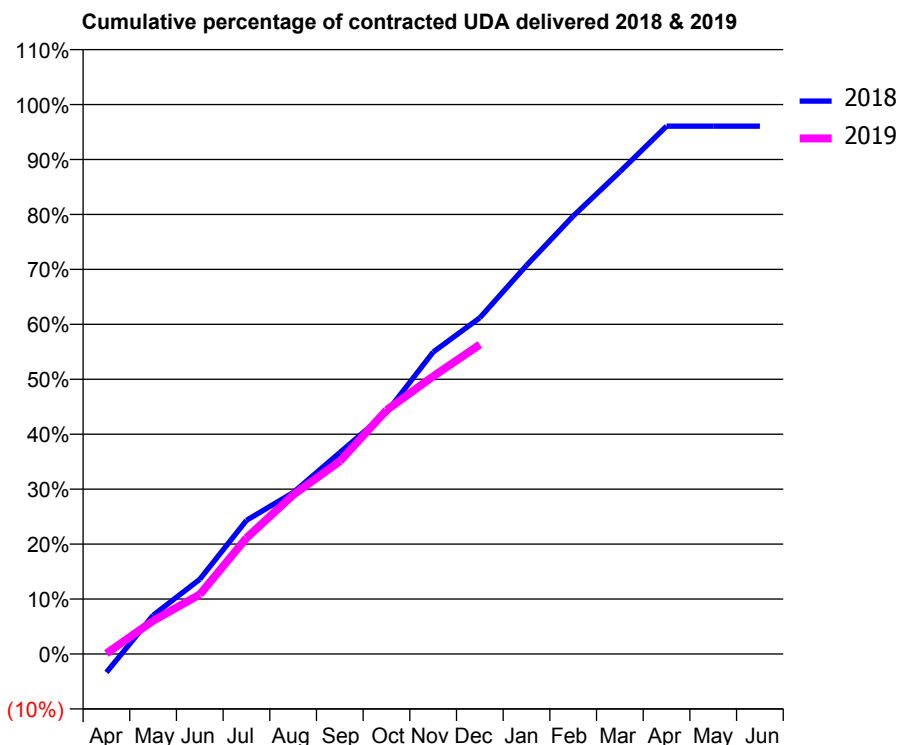
18/19 Contracted general activity (UDA)	2,700
Carry forward general activity (UDA)	106
18/19 Contracted orthodontic activity (UOA)	0
Carry forward orthodontic activity (UOA)	0
Baseline contract value	£81,540.81

ACCESS*

Patients seen in 24 months	Total	Change since previous quarter
Quarter ending December 2017	794	
Quarter ending March 2018	795	→
Quarter ending June 2018	795	→
Quarter ending September 2018	782	↓
Quarter ending December 2018	784	→
Variance since December 2017	(1.3%)	↓



ACTIVITY



Adjusted Scheduled Activity (UDA)		
Month	2018	2019
April	-91	3
May	190	163
June	367	293
July	657	571
August	793	782
September	990	947
October	1,187	1,198
November	1,484	1,365
December	1,652	1,521
January	1,910	
February	2,152	
March	2,369	
April	2,594	
May	2,594	
June	2,594	

QUALITY

	Quantity	Base Number	Contract	AT	Region	England
% of FP17s for the same patient ID Re-attending within 3 months - Children	40	547	7.3%	9.5%	12.3%	11.8%
% of FP17s for the same patient ID Re-attending within 3 months - Adults	32	306	10.5%	12.8%	15.8%	15.6%
% of FP17s for the same patient ID Re-attending between 3 & 9 months - Children	421	547	77.0%	62.9%	60.1%	58.8%
% of FP17s for the same patient ID Re-attending between 3 & 9 months - Adults	216	306	70.6%	54.6%	53.3%	51.0%
% of FP17s for Band 1 Urgent Courses	23	788	2.9%	7.5%	9.0%	9.0%
% of FP17s Relating to Free Repair or Replacements	0	788	0.0%	0.9%	1.0%	0.8%
% of FP17s Relating to Continuations	0	788	0.0%	0.9%	1.0%	0.9%
% of Patients satisfied with the dentistry they have received	0	0	N/A	93.6%	93.8%	93.2%
% of Patients satisfied with the time they had to wait for an appointment	0	0	N/A	89.5%	89.4%	88.3%

* This is based on patients treated on this contract for their most recent course of treatment. Figures in italics indicate the base number of FP17s or Patient Questionnaire responses are less than 100. N/A is shown where the base number of responses is less than 10 during the period. % is calculated as Quantity/Base number*100

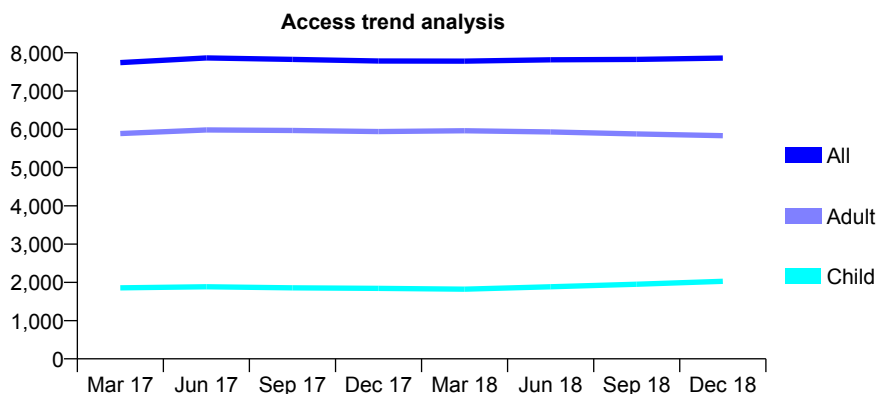
Q50 - Vital Signs At a Glance Contract Report for 169781/0001 - December 2018

Name or company name	Scunthorpe Health Club Limited
Contract type name	GDS Contract
Purpose of contract	General
Contract start date	01/09/2007
Contract end date	

18/19 Contracted general activity (UDA)	18,030
Carry forward general activity (UDA)	-361
18/19 Contracted orthodontic activity (UOA)	0
Carry forward orthodontic activity (UOA)	0
Baseline contract value	£572,379.67

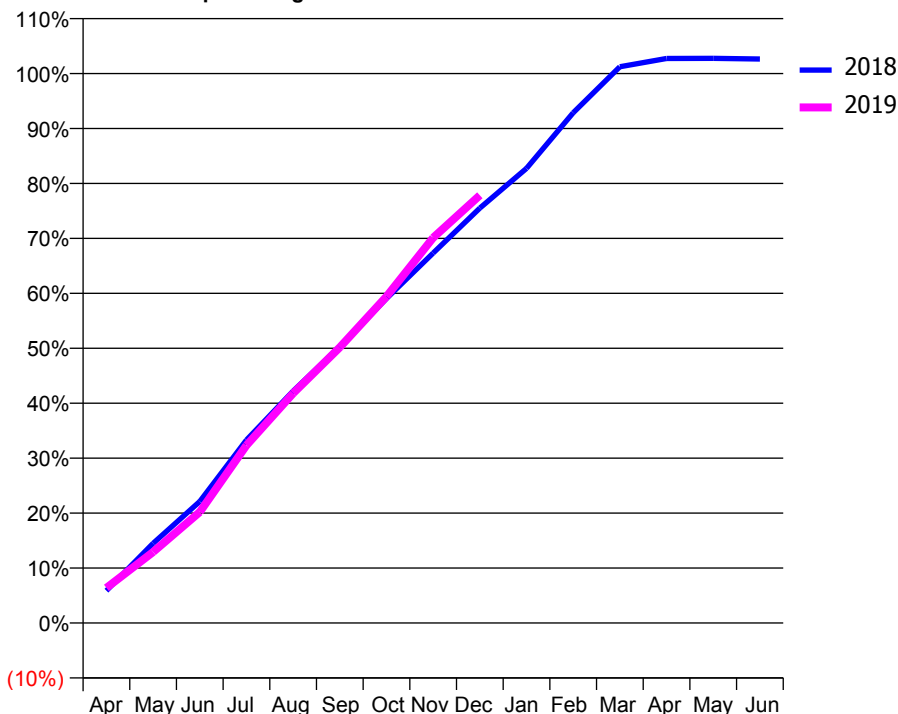
ACCESS*

Patients seen in 24 months	Total	Change since previous quarter
Quarter ending December 2017	7,784	
Quarter ending March 2018	7,781	→
Quarter ending June 2018	7,817	→
Quarter ending September 2018	7,829	→
Quarter ending December 2018	7,862	→
Variance since December 2017	1.0%	→



ACTIVITY

Cumulative percentage of contracted UDA delivered 2018 & 2019



Month	Adjusted Scheduled Activity (UDA)	
	2018	2019
April	1,061	1,151
May	2,616	2,331
June	3,986	3,641
July	6,006	5,832
August	7,611	7,537
September	9,073	9,047
October	10,648	10,714
November	12,139	12,642
December	13,615	14,033
January	14,918	
February	16,744	
March	18,252	
April	18,524	
May	18,528	
June	18,505	

QUALITY

	Quantity	Base Number	Contract	AT	Region	England
% of FP17s for the same patient ID Re-attending within 3 months - Children	114	2,079	5.5%	9.5%	12.3%	11.8%
% of FP17s for the same patient ID Re-attending within 3 months - Adults	630	5,104	12.3%	12.8%	15.8%	15.6%
% of FP17s for the same patient ID Re-attending between 3 & 9 months - Children	951	2,079	45.7%	62.9%	60.1%	58.8%
% of FP17s for the same patient ID Re-attending between 3 & 9 months - Adults	1,796	5,104	35.2%	54.6%	53.3%	51.0%
% of FP17s for Band 1 Urgent Courses	917	7,026	13.1%	7.5%	9.0%	9.0%
% of FP17s Relating to Free Repair or Replacements	6	7,026	0.1%	0.9%	1.0%	0.8%
% of FP17s Relating to Continuations	6	7,026	0.1%	0.9%	1.0%	0.9%
% of Patients satisfied with the dentistry they have received	6	6	N/A	93.6%	93.8%	93.2%
% of Patients satisfied with the time they had to wait for an appointment	5	6	N/A	89.5%	89.4%	88.3%

* This is based on patients treated on this contract for their most recent course of treatment. Figures in italics indicate the base number of FP17s or Patient Questionnaire responses are less than 100. N/A is shown where the base number of responses is less than 10 during the period. % is calculated as Quantity/Base number*100

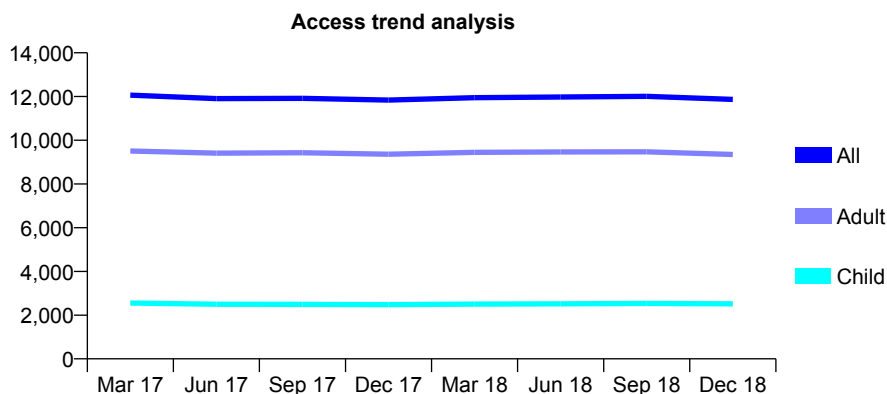
Q50 - Vital Signs At a Glance Contract Report for 170550/0001 - December 2018

Name or company name	V I Dental Centre
Contract type name	GDS Contract
Purpose of contract	General
Contract start date	01/04/2009
Contract end date	

18/19 Contracted general activity (UDA)	37,374
Carry forward general activity (UDA)	0
18/19 Contracted orthodontic activity (UOA)	0
Carry forward orthodontic activity (UOA)	0
Baseline contract value	£1,142,304.92

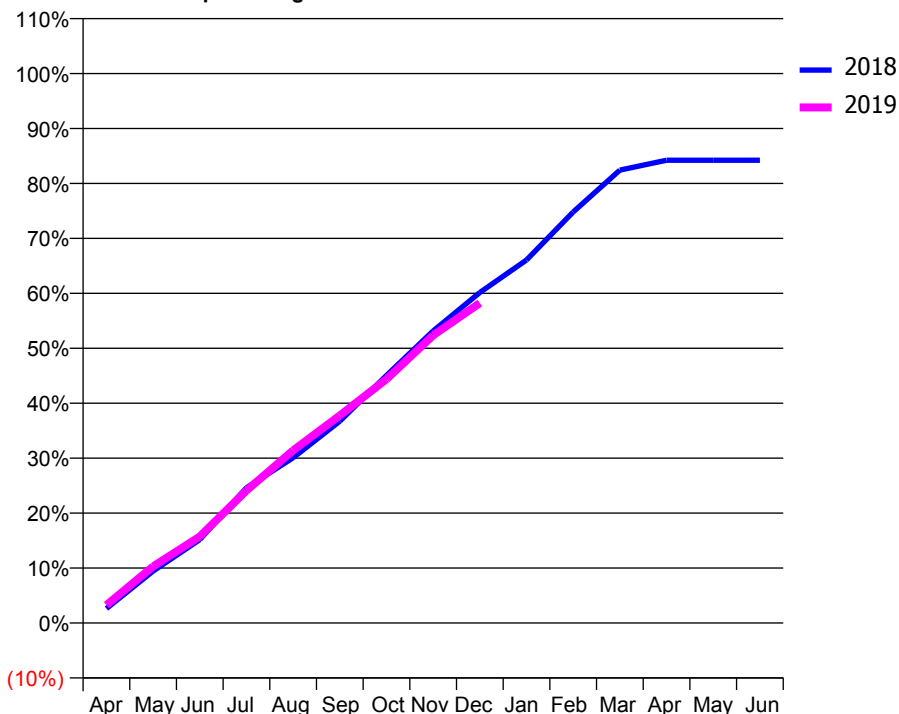
ACCESS*

Patients seen in 24 months	Total	Change since previous quarter
Quarter ending December 2017	11,837	
Quarter ending March 2018	11,949	→
Quarter ending June 2018	11,980	→
Quarter ending September 2018	12,007	→
Quarter ending December 2018	11,869	↓
Variance since December 2017	0.3%	→



ACTIVITY

Cumulative percentage of contracted UDA delivered 2018 & 2019



Month	Adjusted Scheduled Activity (UDA)	
	2018	2019
April	982	1,222
May	3,536	3,848
June	5,670	5,880
July	9,202	9,013
August	11,244	11,736
September	13,725	14,121
October	16,839	16,581
November	19,867	19,566
December	22,480	21,763
January	24,689	
February	27,953	
March	30,808	
April	31,475	
May	31,474	
June	31,474	

QUALITY

	Quantity	Base Number	Contract	AT	Region	England
% of FP17s for the same patient ID Re-attending within 3 months - Children	140	2,791	5.0%	9.5%	12.3%	11.8%
% of FP17s for the same patient ID Re-attending within 3 months - Adults	761	9,547	8.0%	12.8%	15.8%	15.6%
% of FP17s for the same patient ID Re-attending between 3 & 9 months - Children	1,724	2,791	61.8%	62.9%	60.1%	58.8%
% of FP17s for the same patient ID Re-attending between 3 & 9 months - Adults	5,402	9,547	56.6%	54.6%	53.3%	51.0%
% of FP17s for Band 1 Urgent Courses	558	11,986	4.7%	7.5%	9.0%	9.0%
% of FP17s Relating to Free Repair or Replacements	53	11,986	0.4%	0.9%	1.0%	0.8%
% of FP17s Relating to Continuations	109	11,986	0.9%	0.9%	1.0%	0.9%
% of Patients satisfied with the dentistry they have received	6	6	N/A	93.6%	93.8%	93.2%
% of Patients satisfied with the time they had to wait for an appointment	3	6	N/A	89.5%	89.4%	88.3%

* This is based on patients treated on this contract for their most recent course of treatment. Figures in italics indicate the base number of FP17s or Patient Questionnaire responses are less than 100. N/A is shown where the base number of responses is less than 10 during the period. % is calculated as Quantity/Base number*100

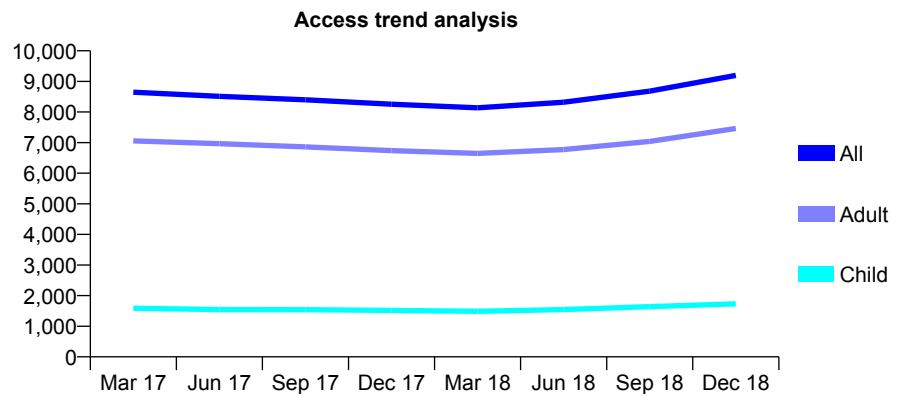
Q50 - Vital Signs At a Glance Contract Report for 170690/0001 - December 2018

Name or company name	Church House Dental Practice
Contract type name	GDS Contract
Purpose of contract	General and Orthodontic
Contract start date	18/03/2014
Contract end date	

18/19 Contracted general activity (UDA)	26,382
Carry forward general activity (UDA)	0
18/19 Contracted orthodontic activity (UOA)	900
Carry forward orthodontic activity (UOA)	-18
Baseline contract value	£909,557.33

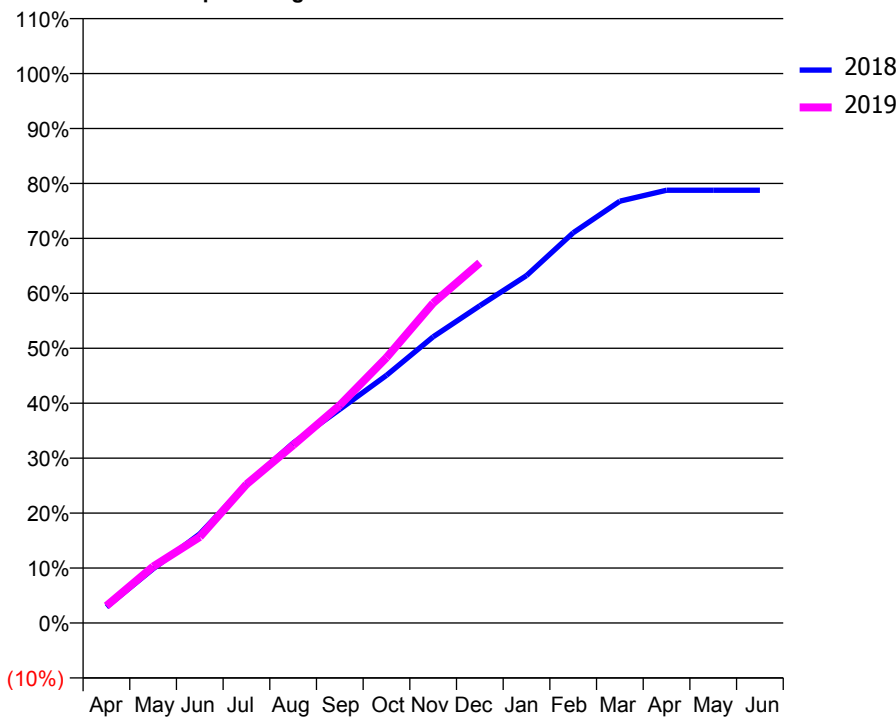
ACCESS*

Patients seen in 24 months	Total	Change since previous quarter
Quarter ending December 2017	8,256	
Quarter ending March 2018	8,138	↓
Quarter ending June 2018	8,319	↑
Quarter ending September 2018	8,681	↑
Quarter ending December 2018	9,196	↑
Variance since December 2017	11.4%	↑



ACTIVITY

Cumulative percentage of contracted UDA delivered 2018 & 2019



Month	Adjusted Scheduled Activity (UDA)	
	2018	2019
April	771	825
May	2,600	2,714
June	4,280	4,132
July	6,654	6,660
August	8,637	8,539
September	10,262	10,456
October	11,892	12,744
November	13,745	15,360
December	15,237	17,297
January	16,678	
February	18,734	
March	20,255	
April	20,779	
May	20,776	
June	20,776	

QUALITY

	Quantity	Base Number	Contract	AT	Region	England
% of FP17s for the same patient ID Re-attending within 3 months - Children	118	2,092	5.6%	9.5%	12.3%	11.8%
% of FP17s for the same patient ID Re-attending within 3 months - Adults	680	7,253	9.4%	12.8%	15.8%	15.6%
% of FP17s for the same patient ID Re-attending between 3 & 9 months - Children	1,143	2,092	54.6%	62.9%	60.1%	58.8%
% of FP17s for the same patient ID Re-attending between 3 & 9 months - Adults	2,470	7,253	34.1%	54.6%	53.3%	51.0%
% of FP17s for Band 1 Urgent Courses	595	9,029	6.6%	7.5%	9.0%	9.0%
% of FP17s Relating to Free Repair or Replacements	52	9,029	0.6%	0.9%	1.0%	0.8%
% of FP17s Relating to Continuations	97	9,029	1.1%	0.9%	1.0%	0.9%
% of Patients satisfied with the dentistry they have received	4	4	N/A	93.6%	93.8%	93.2%
% of Patients satisfied with the time they had to wait for an appointment	3	4	N/A	89.5%	89.4%	88.3%

* This is based on patients treated on this contract for their most recent course of treatment. Figures in italics indicate the base number of FP17s or Patient Questionnaire responses are less than 100. N/A is shown where the base number of responses is less than 10 during the period. % is calculated as Quantity/Base number*100

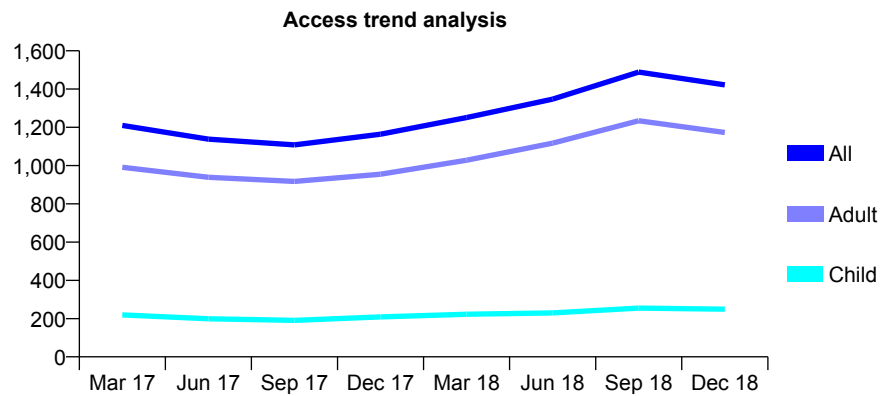
Q50 - Vital Signs At a Glance Contract Report for 171344/0002 - December 2018

Name or company name	Ishak Practices Ltd
Contract type name	GDS Contract
Purpose of contract	General
Contract start date	06/05/2015
Contract end date	

18/19 Contracted general activity (UDA)	4,500
Carry forward general activity (UDA)	0
18/19 Contracted orthodontic activity (UOA)	0
Carry forward orthodontic activity (UOA)	0
Baseline contract value	£188,049.04

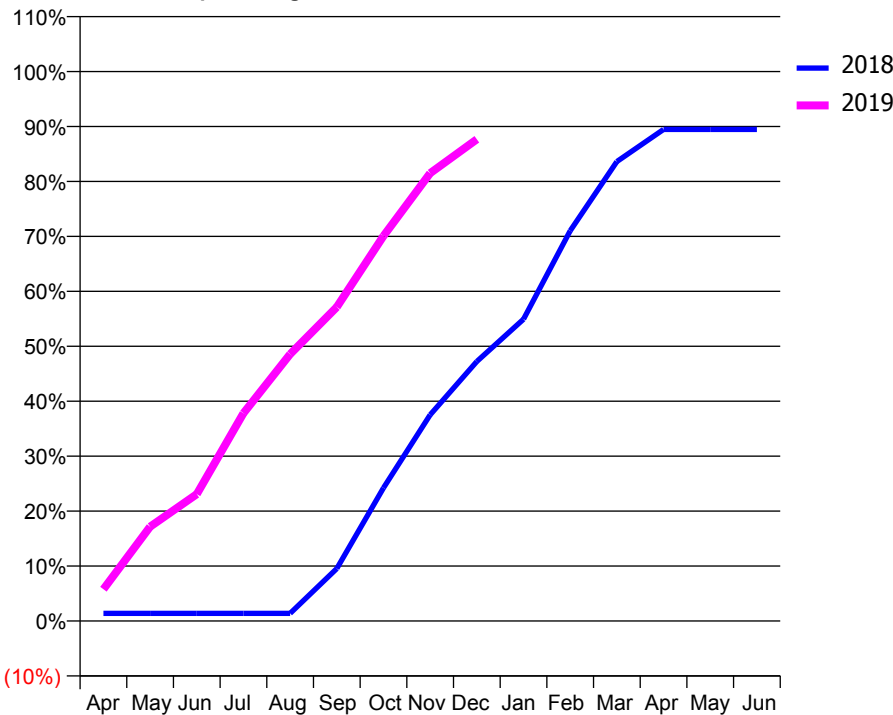
ACCESS*

Patients seen in 24 months	Total	Change since previous quarter
Quarter ending December 2017	1,164	
Quarter ending March 2018	1,251	↑
Quarter ending June 2018	1,347	↑
Quarter ending September 2018	1,489	↑
Quarter ending December 2018	1,422	↓
Variance since December 2017	22.2%	↑



ACTIVITY

Cumulative percentage of contracted UDA delivered 2018 & 2019



Month	Adjusted Scheduled Activity (UDA)	
	2018	2019
April	63	260
May	63	772
June	63	1,039
July	63	1,702
August	63	2,186
September	430	2,571
October	1,091	3,153
November	1,689	3,668
December	2,126	3,944
January	2,472	
February	3,196	
March	3,762	
April	4,026	
May	4,026	
June	4,026	

QUALITY

	Quantity	Base Number	Contract	AT	Region	England
% of FP17s for the same patient ID Re-attending within 3 months - Children	20	244	8.2%	9.5%	12.3%	11.8%
% of FP17s for the same patient ID Re-attending within 3 months - Adults	192	1,256	15.3%	12.8%	15.8%	15.6%
% of FP17s for the same patient ID Re-attending between 3 & 9 months - Children	117	244	48.0%	62.9%	60.1%	58.8%
% of FP17s for the same patient ID Re-attending between 3 & 9 months - Adults	635	1,256	50.6%	54.6%	53.3%	51.0%
% of FP17s for Band 1 Urgent Courses	172	1,426	12.1%	7.5%	9.0%	9.0%
% of FP17s Relating to Free Repair or Replacements	12	1,426	0.8%	0.9%	1.0%	0.8%
% of FP17s Relating to Continuations	9	1,426	0.6%	0.9%	1.0%	0.9%
% of Patients satisfied with the dentistry they have received	1	2	N/A	93.6%	93.8%	93.2%
% of Patients satisfied with the time they had to wait for an appointment	2	2	N/A	89.5%	89.4%	88.3%

* This is based on patients treated on this contract for their most recent course of treatment. Figures in italics indicate the base number of FP17s or Patient Questionnaire responses are less than 100. N/A is shown where the base number of responses is less than 10 during the period. % is calculated as Quantity/Base number*100

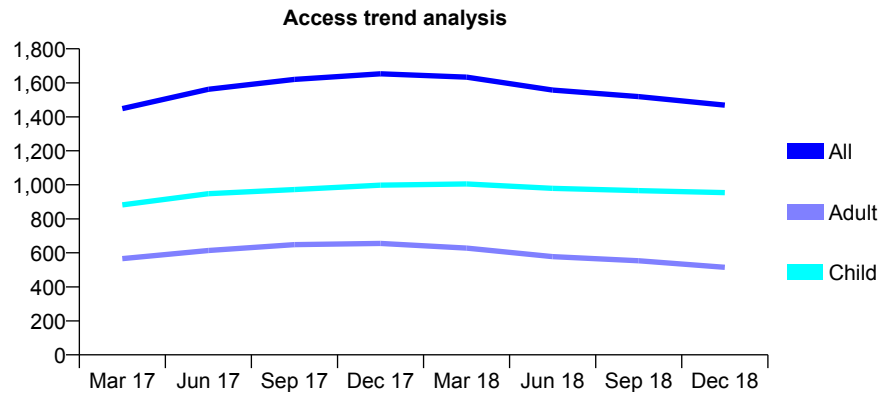
Q50 - Vital Signs At a Glance Contract Report for 173320/0001 - December 2018

Name or company name	Malpas House Family Dental Practice
Contract type name	GDS Contract
Purpose of contract	General
Contract start date	01/12/2015
Contract end date	

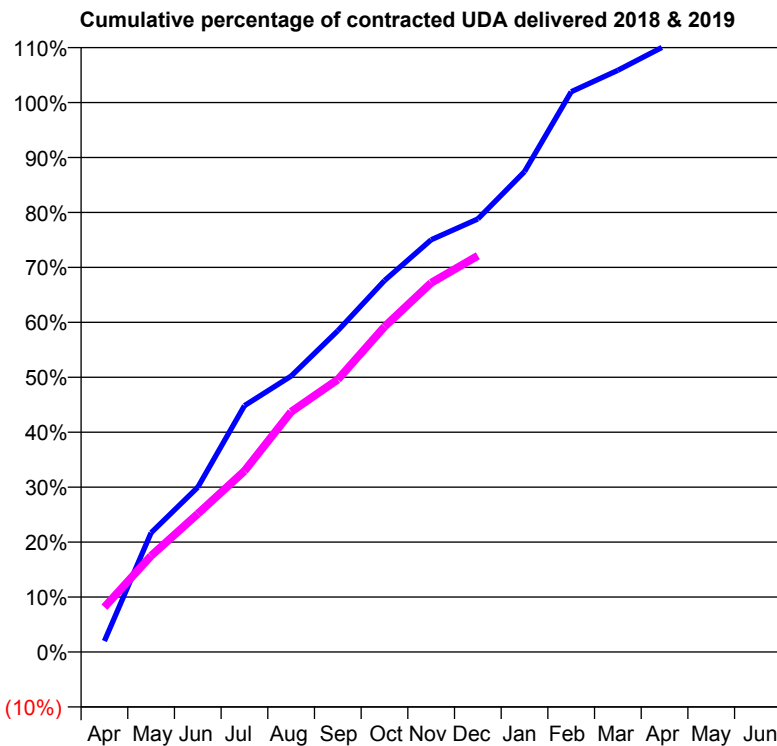
18/19 Contracted general activity (UDA)	4,000
Carry forward general activity (UDA)	-80
18/19 Contracted orthodontic activity (UOA)	0
Carry forward orthodontic activity (UOA)	0
Baseline contract value	£101,646.99

ACCESS*

Patients seen in 24 months	Total	Change since previous quarter
Quarter ending December 2017	1,653	
Quarter ending March 2018	1,633	↓
Quarter ending June 2018	1,557	↓
Quarter ending September 2018	1,519	↓
Quarter ending December 2018	1,469	↓
Variance since December 2017	(11.1%)	↓



ACTIVITY



Month	Adjusted Scheduled Activity (UDA)	
	2018	2019
April	80	327
May	869	700
June	1,199	1,006
July	1,793	1,317
August	2,009	1,748
September	2,338	1,984
October	2,704	2,368
November	3,001	2,687
December	3,152	2,884
January	3,497	
February	4,078	
March	4,235	
April	4,410	
May	4,410	
June	4,410	

QUALITY

	Quantity	Base Number	Contract	AT	Region	England
% of FP17s for the same patient ID Re-attending within 3 months - Children	98	1,251	7.8%	9.5%	12.3%	11.8%
% of FP17s for the same patient ID Re-attending within 3 months - Adults	106	490	21.6%	12.8%	15.8%	15.6%
% of FP17s for the same patient ID Re-attending between 3 & 9 months - Children	839	1,251	67.1%	62.9%	60.1%	58.8%
% of FP17s for the same patient ID Re-attending between 3 & 9 months - Adults	296	490	60.4%	54.6%	53.3%	51.0%
% of FP17s for Band 1 Urgent Courses	105	1,622	6.5%	7.5%	9.0%	9.0%
% of FP17s Relating to Free Repair or Replacements	0	1,622	0.0%	0.9%	1.0%	0.8%
% of FP17s Relating to Continuations	20	1,622	1.2%	0.9%	1.0%	0.9%
% of Patients satisfied with the dentistry they have received	3	3	N/A	93.6%	93.8%	93.2%
% of Patients satisfied with the time they had to wait for an appointment	3	3	N/A	89.5%	89.4%	88.3%

* This is based on patients treated on this contract for their most recent course of treatment. Figures in italics indicate the base number of FP17s or Patient Questionnaire responses are less than 100. N/A is shown where the base number of responses is less than 10 during the period. % is calculated as Quantity/Base number*100

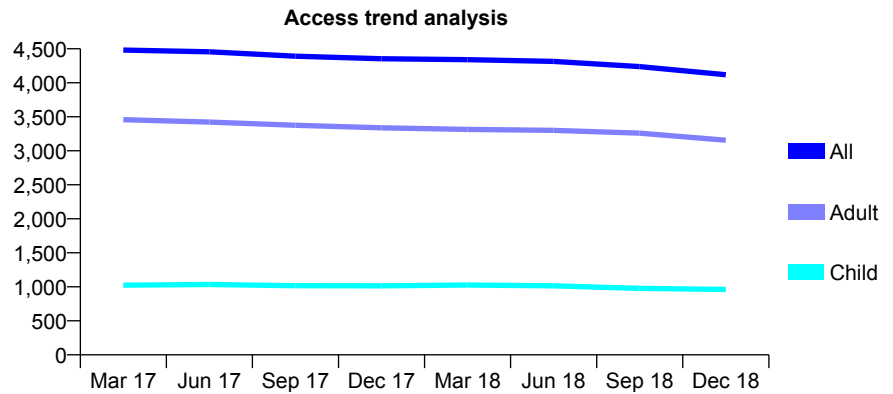
Q50 - Vital Signs At a Glance Contract Report for 173592/0002 - December 2018

Name or company name	Pearl Smile Limited
Contract type name	GDS Contract
Purpose of contract	General
Contract start date	30/04/2010
Contract end date	

18/19 Contracted general activity (UDA)	12,576
Carry forward general activity (UDA)	-64
18/19 Contracted orthodontic activity (UOA)	0
Carry forward orthodontic activity (UOA)	0
Baseline contract value	£404,902.15

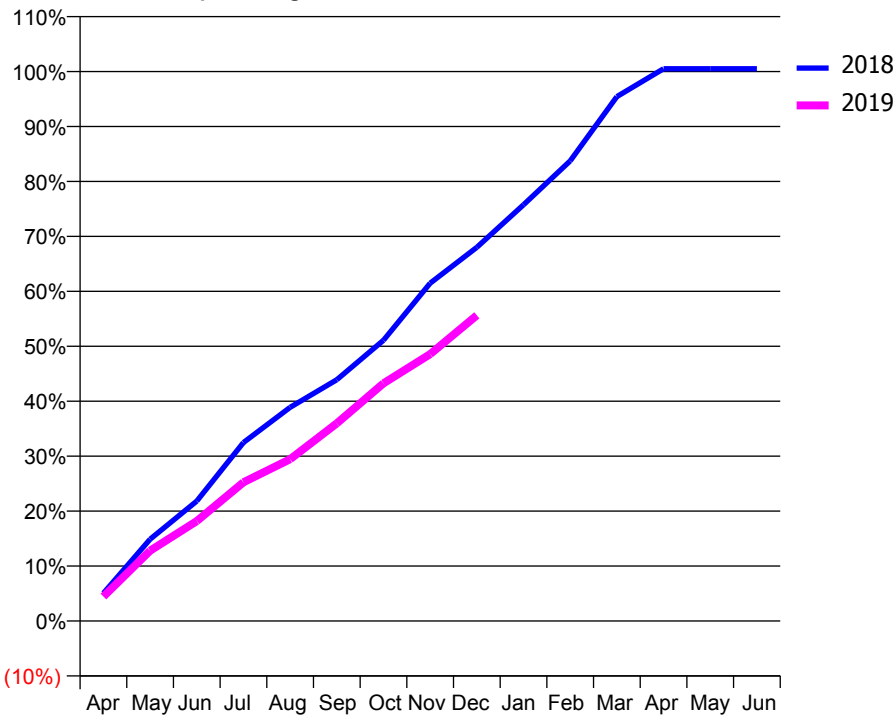
ACCESS*

Patients seen in 24 months	Total	Change since previous quarter
Quarter ending December 2017	4,353	
Quarter ending March 2018	4,341	→
Quarter ending June 2018	4,315	→
Quarter ending September 2018	4,238	↓
Quarter ending December 2018	4,118	↓
Variance since December 2017	(5.4%)	↓



ACTIVITY

Cumulative percentage of contracted UDA delivered 2018 & 2019



Month	Adjusted Scheduled Activity (UDA)	
	2018	2019
April	635	560
May	1,873	1,610
June	2,744	2,287
July	4,083	3,176
August	4,892	3,703
September	5,521	4,526
October	6,425	5,441
November	7,731	6,108
December	8,553	6,997
January	9,526	
February	10,531	
March	12,000	
April	12,640	
May	12,640	
June	12,640	

QUALITY

	Quantity	Base Number	Contract	AT	Region	England
% of FP17s for the same patient ID Re-attending within 3 months - Children	62	967	6.4%	9.5%	12.3%	11.8%
% of FP17s for the same patient ID Re-attending within 3 months - Adults	298	3,116	9.6%	12.8%	15.8%	15.6%
% of FP17s for the same patient ID Re-attending between 3 & 9 months - Children	631	967	65.3%	62.9%	60.1%	58.8%
% of FP17s for the same patient ID Re-attending between 3 & 9 months - Adults	2,004	3,116	64.3%	54.6%	53.3%	51.0%
% of FP17s for Band 1 Urgent Courses	249	3,837	6.5%	7.5%	9.0%	9.0%
% of FP17s Relating to Free Repair or Replacements	71	3,837	1.9%	0.9%	1.0%	0.8%
% of FP17s Relating to Continuations	24	3,837	0.6%	0.9%	1.0%	0.9%
% of Patients satisfied with the dentistry they have received	1	1	N/A	93.6%	93.8%	93.2%
% of Patients satisfied with the time they had to wait for an appointment	1	1	N/A	89.5%	89.4%	88.3%

* This is based on patients treated on this contract for their most recent course of treatment. Figures in italics indicate the base number of FP17s or Patient Questionnaire responses are less than 100. N/A is shown where the base number of responses is less than 10 during the period. % is calculated as Quantity/Base number*100

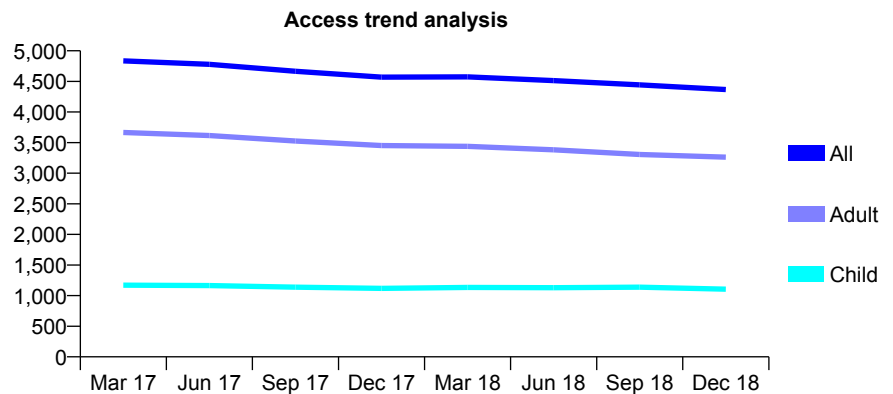
Q50 - Vital Signs At a Glance Contract Report for 174777/0001 - December 2018

Name or company name	Perfect 32 Dentistry
Contract type name	GDS Contract
Purpose of contract	General
Contract start date	10/04/2015
Contract end date	

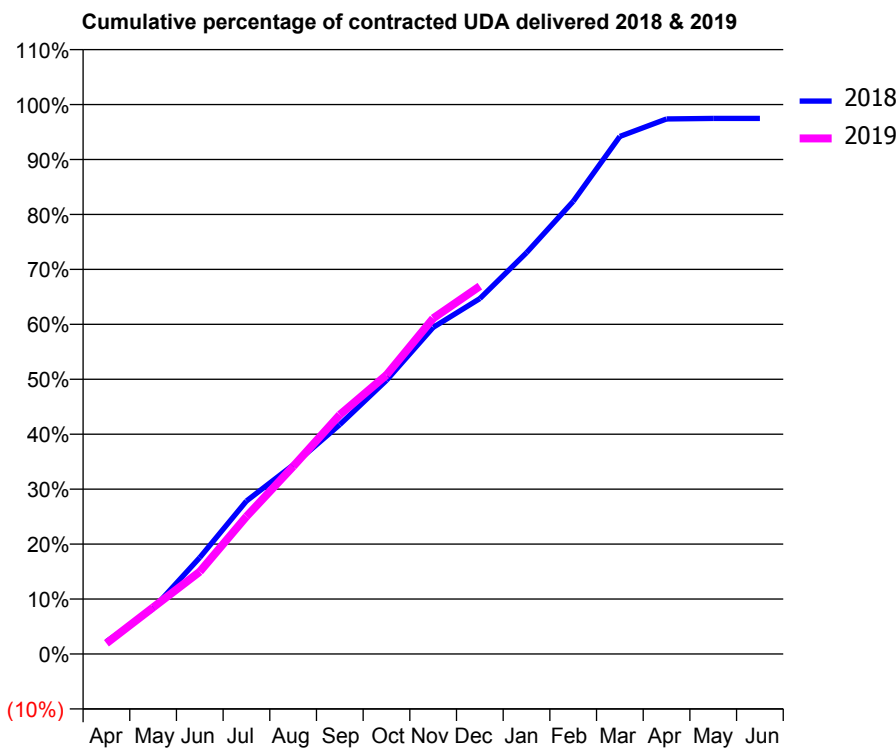
18/19 Contracted general activity (UDA)	12,300
Carry forward general activity (UDA)	310
18/19 Contracted orthodontic activity (UOA)	0
Carry forward orthodontic activity (UOA)	0
Baseline contract value	£363,432.56

ACCESS*

Patients seen in 24 months	Total	Change since previous quarter
Quarter ending December 2017	4,570	
Quarter ending March 2018	4,573	→
Quarter ending June 2018	4,512	↓
Quarter ending September 2018	4,444	↓
Quarter ending December 2018	4,368	↓
Variance since December 2017	(4.4%)	↓



ACTIVITY



Month	Adjusted Scheduled Activity (UDA)	
	2018	2019
April	276	241
May	1,016	1,044
June	2,160	1,843
July	3,424	3,078
August	4,231	4,198
September	5,134	5,357
October	6,125	6,247
November	7,313	7,515
December	7,956	8,234
January	8,983	
February	10,131	
March	11,584	
April	11,977	
May	11,990	
June	11,990	

QUALITY

	Quantity	Base Number	Contract	AT	Region	England
% of FP17s for the same patient ID Re-attending within 3 months - Children	77	1,210	6.4%	9.5%	12.3%	11.8%
% of FP17s for the same patient ID Re-attending within 3 months - Adults	313	3,297	9.5%	12.8%	15.8%	15.6%
% of FP17s for the same patient ID Re-attending between 3 & 9 months - Children	785	1,210	64.9%	62.9%	60.1%	58.8%
% of FP17s for the same patient ID Re-attending between 3 & 9 months - Adults	2,218	3,297	67.3%	54.6%	53.3%	51.0%
% of FP17s for Band 1 Urgent Courses	301	4,275	7.0%	7.5%	9.0%	9.0%
% of FP17s Relating to Free Repair or Replacements	63	4,275	1.5%	0.9%	1.0%	0.8%
% of FP17s Relating to Continuations	19	4,275	0.4%	0.9%	1.0%	0.9%
% of Patients satisfied with the dentistry they have received	5	5	N/A	93.6%	93.8%	93.2%
% of Patients satisfied with the time they had to wait for an appointment	4	5	N/A	89.5%	89.4%	88.3%

* This is based on patients treated on this contract for their most recent course of treatment. Figures in italics indicate the base number of FP17s or Patient Questionnaire responses are less than 100. N/A is shown where the base number of responses is less than 10 during the period. % is calculated as Quantity/Base number*100

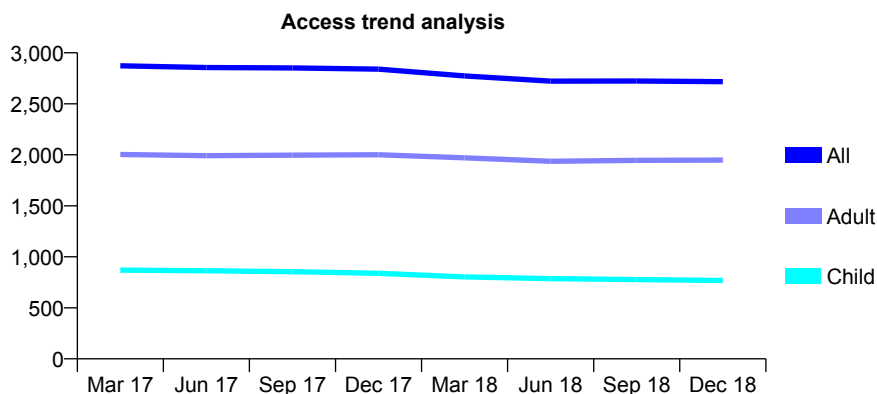
Q50 - Vital Signs At a Glance Contract Report for 175838/0001 - December 2018

Name or company name	Mr R A FROST & Mr N J RANNS
Contract type name	GDS Contract
Purpose of contract	General
Contract start date	01/05/2012
Contract end date	

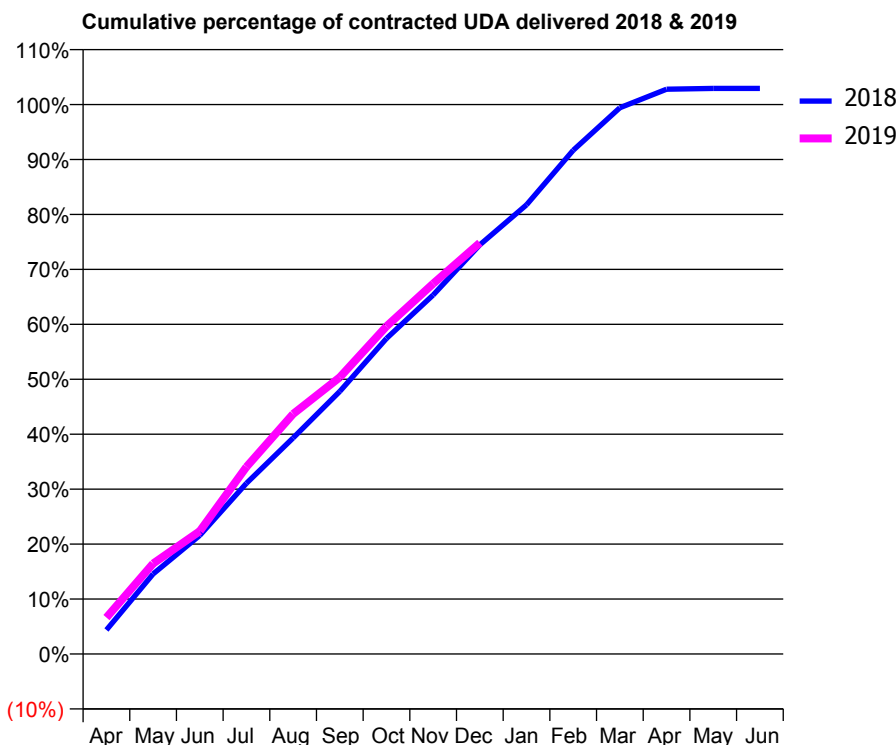
18/19 Contracted general activity (UDA)	7,505
Carry forward general activity (UDA)	-150
18/19 Contracted orthodontic activity (UOA)	0
Carry forward orthodontic activity (UOA)	0
Baseline contract value	£216,032.08

ACCESS*

Patients seen in 24 months	Total	Change since previous quarter
Quarter ending December 2017	2,840	
Quarter ending March 2018	2,773	↓
Quarter ending June 2018	2,722	↓
Quarter ending September 2018	2,723	→
Quarter ending December 2018	2,717	→
Variance since December 2017	(4.3%)	↓



ACTIVITY



Month	Adjusted Scheduled Activity (UDA)	
	2018	2019
April	329	498
May	1,094	1,235
June	1,619	1,679
July	2,331	2,555
August	2,952	3,279
September	3,587	3,780
October	4,309	4,476
November	4,903	5,058
December	5,589	5,615
January	6,136	
February	6,881	
March	7,460	
April	7,713	
May	7,724	
June	7,724	

QUALITY

	Quantity	Base Number	Contract	AT	Region	England
% of FP17s for the same patient ID Re-attending within 3 months - Children	55	1,024	5.4%	9.5%	12.3%	11.8%
% of FP17s for the same patient ID Re-attending within 3 months - Adults	243	2,327	10.4%	12.8%	15.8%	15.6%
% of FP17s for the same patient ID Re-attending between 3 & 9 months - Children	777	1,024	75.9%	62.9%	60.1%	58.8%
% of FP17s for the same patient ID Re-attending between 3 & 9 months - Adults	1,572	2,327	67.6%	54.6%	53.3%	51.0%
% of FP17s for Band 1 Urgent Courses	167	3,172	5.3%	7.5%	9.0%	9.0%
% of FP17s Relating to Free Repair or Replacements	11	3,172	0.3%	0.9%	1.0%	0.8%
% of FP17s Relating to Continuations	12	3,172	0.4%	0.9%	1.0%	0.9%
% of Patients satisfied with the dentistry they have received	2	2	N/A	93.6%	93.8%	93.2%
% of Patients satisfied with the time they had to wait for an appointment	2	2	N/A	89.5%	89.4%	88.3%

* This is based on patients treated on this contract for their most recent course of treatment. Figures in italics indicate the base number of FP17s or Patient Questionnaire responses are less than 100. N/A is shown where the base number of responses is less than 10 during the period. % is calculated as Quantity/Base number*100

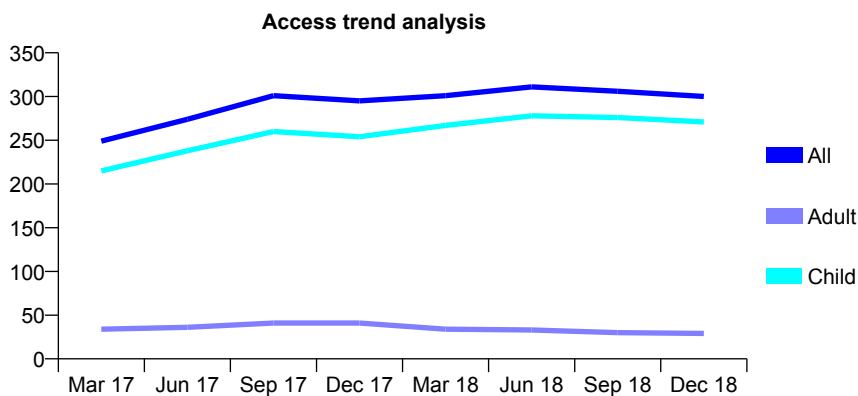
Q50 - Vital Signs At a Glance Contract Report for 177032/0001 - December 2018

Name or company name	Orchard House Dental Care
Contract type name	GDS Contract
Purpose of contract	General and Orthodontic
Contract start date	01/04/2015
Contract end date	

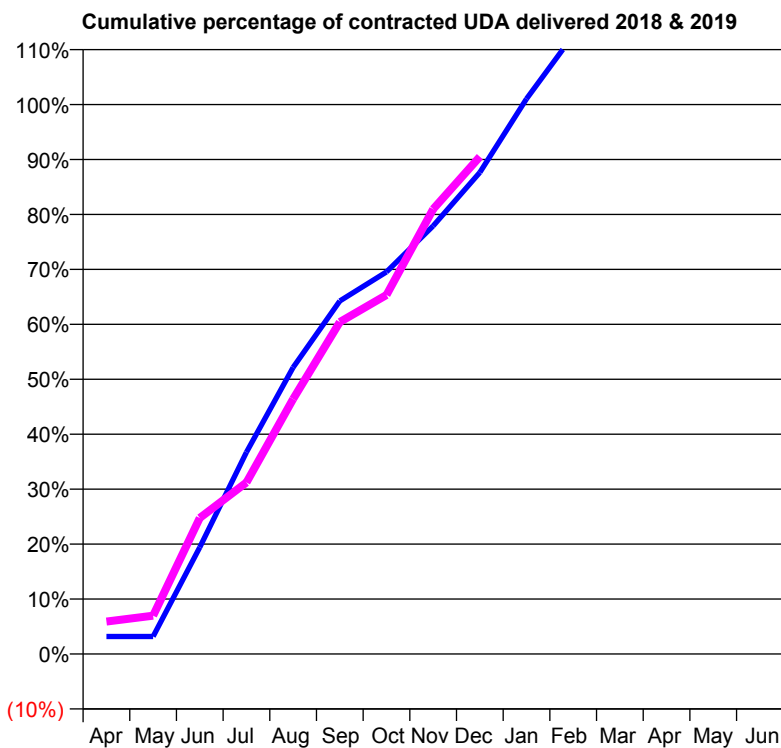
18/19 Contracted general activity (UDA)	390
Carry forward general activity (UDA)	-8
18/19 Contracted orthodontic activity (UOA)	134
Carry forward orthodontic activity (UOA)	0
Baseline contract value	£28,256.14

ACCESS*

Patients seen in 24 months	Total	Change since previous quarter
Quarter ending December 2017	295	
Quarter ending March 2018	301	↑
Quarter ending June 2018	311	↑
Quarter ending September 2018	306	↓
Quarter ending December 2018	300	↓
Variance since December 2017	1.7%	→



ACTIVITY



Adjusted Scheduled Activity (UDA)		
Month	2018	2019
April	12	23
May	12	27
June	76	97
July	143	122
August	203	181
September	251	236
October	271	255
November	304	316
December	342	353
January	394	
February	439	
March	500	
April	532	
May	532	
June	532	

QUALITY

	Quantity	Base Number	Contract	AT	Region	England
% of FP17s for the same patient ID Re-attending within 3 months - Children	22	304	7.2%	9.5%	12.3%	11.8%
% of FP17s for the same patient ID Re-attending within 3 months - Adults	1	22	4.5%	12.8%	15.8%	15.6%
% of FP17s for the same patient ID Re-attending between 3 & 9 months - Children	158	304	52.0%	62.9%	60.1%	58.8%
% of FP17s for the same patient ID Re-attending between 3 & 9 months - Adults	16	22	72.7%	54.6%	53.3%	51.0%
% of FP17s for Band 1 Urgent Courses	10	255	3.9%	7.5%	9.0%	9.0%
% of FP17s Relating to Free Repair or Replacements	0	255	0.0%	0.9%	1.0%	0.8%
% of FP17s Relating to Continuations	0	255	0.0%	0.9%	1.0%	0.9%
% of Patients satisfied with the dentistry they have received	0	0	N/A	93.6%	93.8%	93.2%
% of Patients satisfied with the time they had to wait for an appointment	0	0	N/A	89.5%	89.4%	88.3%

* This is based on patients treated on this contract for their most recent course of treatment. Figures in italics indicate the base number of FP17s or Patient Questionnaire responses are less than 100. N/A is shown where the base number of responses is less than 10 during the period. % is calculated as Quantity/Base number*100

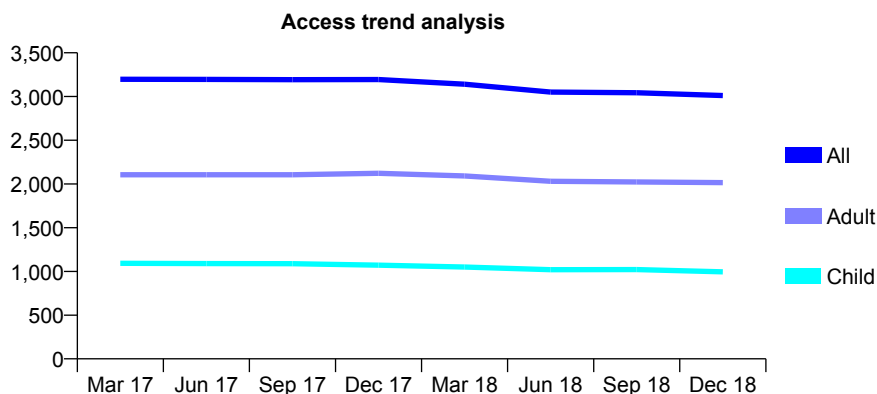
Q50 - Vital Signs At a Glance Contract Report for 177717/0001 - December 2018

Name or company name	Smile Lincs Ltd
Contract type name	GDS Contract
Purpose of contract	General
Contract start date	01/07/2007
Contract end date	

18/19 Contracted general activity (UDA)	9,473
Carry forward general activity (UDA)	-111
18/19 Contracted orthodontic activity (UOA)	0
Carry forward orthodontic activity (UOA)	0
Baseline contract value	£238,462.12

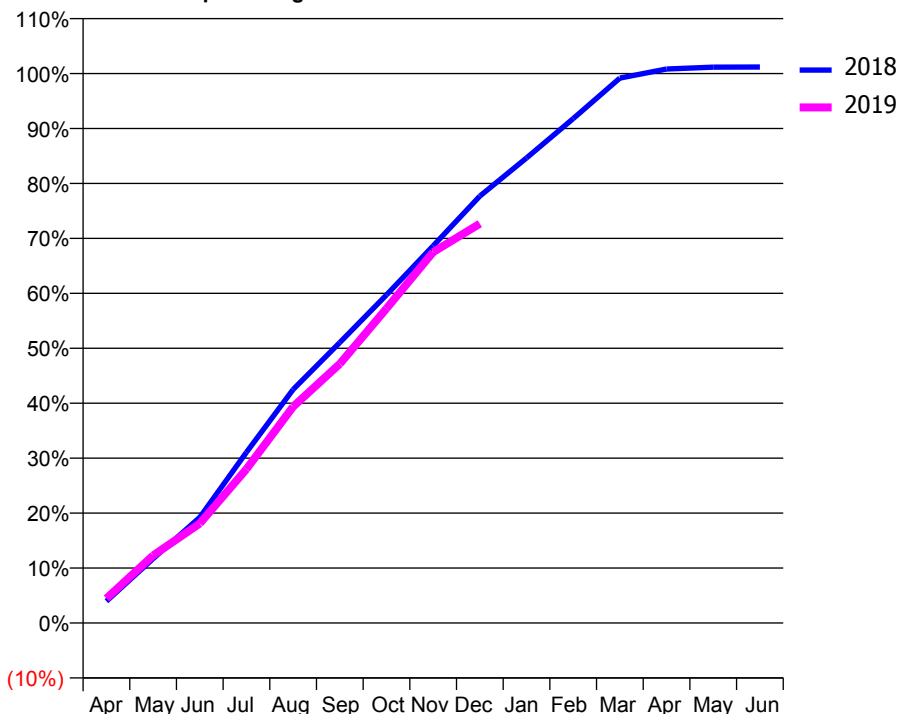
ACCESS*

Patients seen in 24 months	Total	Change since previous quarter
Quarter ending December 2017	3,194	
Quarter ending March 2018	3,141	↓
Quarter ending June 2018	3,051	↓
Quarter ending September 2018	3,044	→
Quarter ending December 2018	3,011	↓
Variance since December 2017	(5.7%)	↓



ACTIVITY

Cumulative percentage of contracted UDA delivered 2018 & 2019



Month	Adjusted Scheduled Activity (UDA)	
	2018	2019
April	377	425
May	1,109	1,163
June	1,821	1,716
July	2,943	2,654
August	4,025	3,730
September	4,835	4,468
October	5,656	5,421
November	6,501	6,394
December	7,360	6,884
January	8,017	
February	8,695	
March	9,394	
April	9,551	
May	9,583	
June	9,584	

QUALITY

	Quantity	Base Number	Contract	AT	Region	England
% of FP17s for the same patient ID Re-attending within 3 months - Children	108	1,107	9.8%	9.5%	12.3%	11.8%
% of FP17s for the same patient ID Re-attending within 3 months - Adults	340	2,038	16.7%	12.8%	15.8%	15.6%
% of FP17s for the same patient ID Re-attending between 3 & 9 months - Children	626	1,107	56.5%	62.9%	60.1%	58.8%
% of FP17s for the same patient ID Re-attending between 3 & 9 months - Adults	1,024	2,038	50.2%	54.6%	53.3%	51.0%
% of FP17s for Band 1 Urgent Courses	315	3,038	10.4%	7.5%	9.0%	9.0%
% of FP17s Relating to Free Repair or Replacements	6	3,038	0.2%	0.9%	1.0%	0.8%
% of FP17s Relating to Continuations	46	3,038	1.5%	0.9%	1.0%	0.9%
% of Patients satisfied with the dentistry they have received	1	1	N/A	93.6%	93.8%	93.2%
% of Patients satisfied with the time they had to wait for an appointment	1	1	N/A	89.5%	89.4%	88.3%

* This is based on patients treated on this contract for their most recent course of treatment. Figures in italics indicate the base number of FP17s or Patient Questionnaire responses are less than 100. N/A is shown where the base number of responses is less than 10 during the period. % is calculated as Quantity/Base number*100

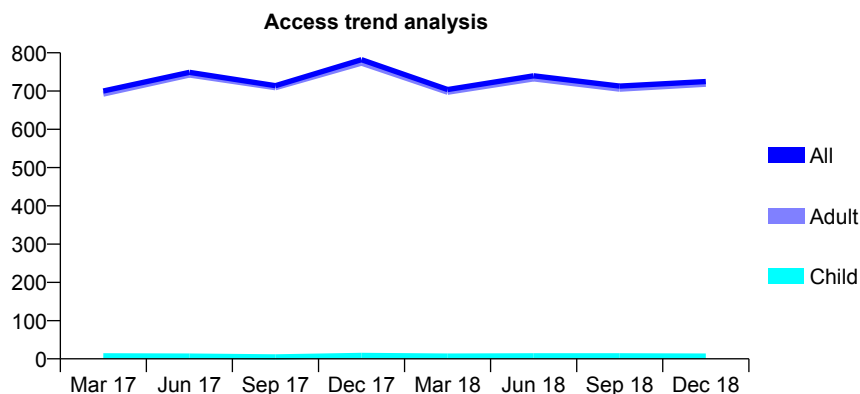
Q50 - Vital Signs At a Glance Contract Report for 177717/0002 - December 2018

Name or company name	Smile Lincs Ltd
Contract type name	PDS Contract
Purpose of contract	General
Contract start date	01/01/2011
Contract end date	31/12/2020

18/19 Contracted general activity (UDA)	1,632
Carry forward general activity (UDA)	-15
18/19 Contracted orthodontic activity (UOA)	0
Carry forward orthodontic activity (UOA)	0
Baseline contract value	£169,430.97

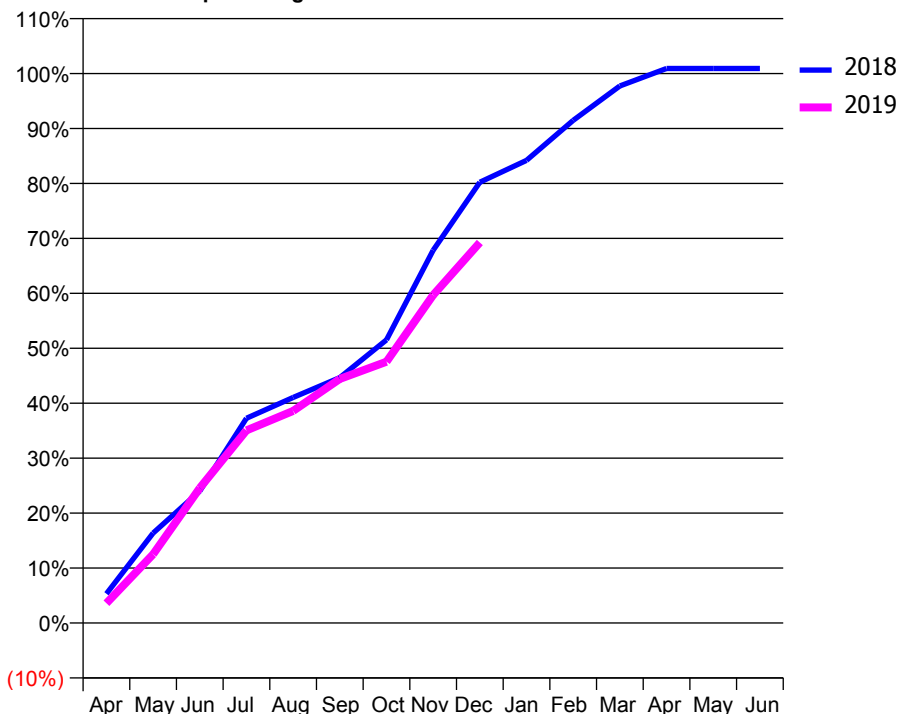
ACCESS*

Patients seen in 24 months	Total	Change since previous quarter
Quarter ending December 2017	782	
Quarter ending March 2018	704	↓
Quarter ending June 2018	740	↑
Quarter ending September 2018	713	↓
Quarter ending December 2018	725	→
Variance since December 2017	(7.3%)	↓



ACTIVITY

Cumulative percentage of contracted UDA delivered 2018 & 2019



Month	Adjusted Scheduled Activity (UDA)	
	2018	2019
April	87	59
May	267	204
June	392	401
July	608	572
August	670	630
September	729	725
October	841	776
November	1,107	974
December	1,309	1,130
January	1,374	
February	1,493	
March	1,595	
April	1,647	
May	1,647	
June	1,647	

QUALITY

	Quantity	Base Number	Contract	AT	Region	England
% of FP17s for the same patient ID Re-attending within 3 months - Children	0	9	0.0%	9.5%	12.3%	11.8%
% of FP17s for the same patient ID Re-attending within 3 months - Adults	8	459	1.7%	12.8%	15.8%	15.6%
% of FP17s for the same patient ID Re-attending between 3 & 9 months - Children	0	9	0.0%	62.9%	60.1%	58.8%
% of FP17s for the same patient ID Re-attending between 3 & 9 months - Adults	12	459	2.6%	54.6%	53.3%	51.0%
% of FP17s for Band 1 Urgent Courses	0	445	0.0%	7.5%	9.0%	9.0%
% of FP17s Relating to Free Repair or Replacements	0	445	0.0%	0.9%	1.0%	0.8%
% of FP17s Relating to Continuations	0	445	0.0%	0.9%	1.0%	0.9%
% of Patients satisfied with the dentistry they have received	0	0	N/A	93.6%	93.8%	93.2%
% of Patients satisfied with the time they had to wait for an appointment	0	0	N/A	89.5%	89.4%	88.3%

* This is based on patients treated on this contract for their most recent course of treatment. Figures in italics indicate the base number of FP17s or Patient Questionnaire responses are less than 100. N/A is shown where the base number of responses is less than 10 during the period. % is calculated as Quantity/Base number*100

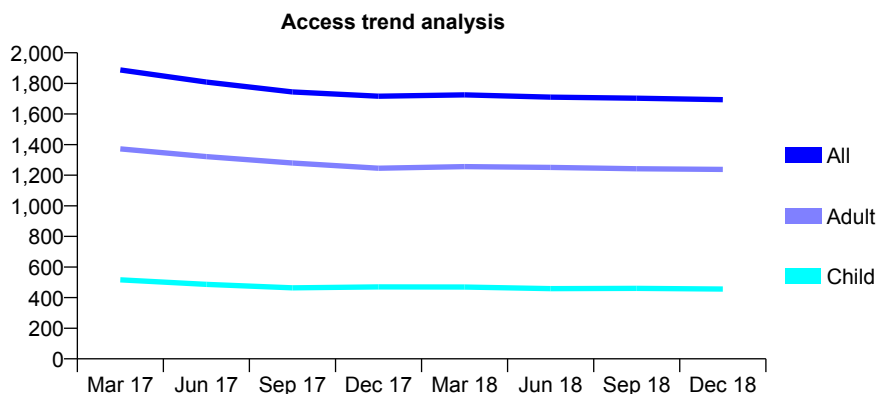
Q50 - Vital Signs At a Glance Contract Report for 178691/0001 - December 2018

Name or company name	The Regent Street Dental Practice
Contract type name	GDS Contract
Purpose of contract	General and Orthodontic
Contract start date	01/10/2014
Contract end date	

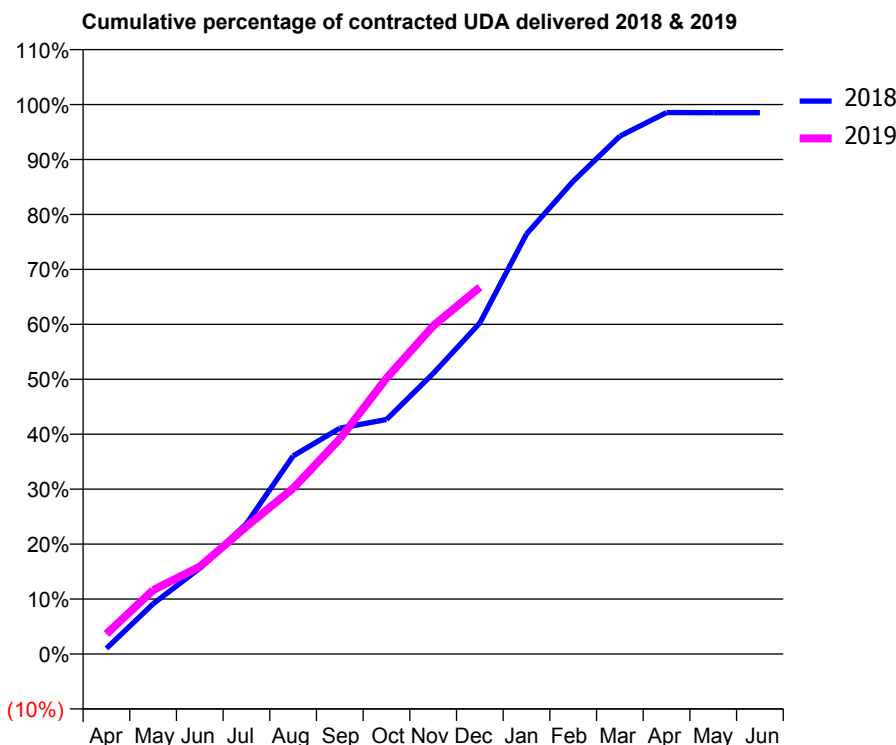
18/19 Contracted general activity (UDA)	5,508
Carry forward general activity (UDA)	0
18/19 Contracted orthodontic activity (UOA)	221
Carry forward orthodontic activity (UOA)	0
Baseline contract value	£165,516.31

ACCESS*

Patients seen in 24 months	Total	Change since previous quarter
Quarter ending December 2017	1,716	
Quarter ending March 2018	1,725	→
Quarter ending June 2018	1,710	→
Quarter ending September 2018	1,703	→
Quarter ending December 2018	1,694	→
Variance since December 2017	(1.3%)	↓



ACTIVITY



Month	Adjusted Scheduled Activity (UDA)	
	2018	2019
April	55	201
May	503	641
June	860	877
July	1,308	1,279
August	1,986	1,661
September	2,263	2,157
October	2,350	2,765
November	2,812	3,288
December	3,318	3,677
January	4,209	
February	4,739	
March	5,191	
April	5,428	
May	5,426	
June	5,427	

QUALITY

	Quantity	Base Number	Contract	AT	Region	England
% of FP17s for the same patient ID Re-attending within 3 months - Children	100	645	15.5%	9.5%	12.3%	11.8%
% of FP17s for the same patient ID Re-attending within 3 months - Adults	271	1,539	17.6%	12.8%	15.8%	15.6%
% of FP17s for the same patient ID Re-attending between 3 & 9 months - Children	448	645	69.5%	62.9%	60.1%	58.8%
% of FP17s for the same patient ID Re-attending between 3 & 9 months - Adults	1,064	1,539	69.1%	54.6%	53.3%	51.0%
% of FP17s for Band 1 Urgent Courses	79	2,038	3.9%	7.5%	9.0%	9.0%
% of FP17s Relating to Free Repair or Replacements	28	2,038	1.4%	0.9%	1.0%	0.8%
% of FP17s Relating to Continuations	11	2,038	0.5%	0.9%	1.0%	0.9%
% of Patients satisfied with the dentistry they have received	0	0	N/A	93.6%	93.8%	93.2%
% of Patients satisfied with the time they had to wait for an appointment	0	0	N/A	89.5%	89.4%	88.3%

* This is based on patients treated on this contract for their most recent course of treatment. Figures in italics indicate the base number of FP17s or Patient Questionnaire responses are less than 100. N/A is shown where the base number of responses is less than 10 during the period. % is calculated as Quantity/Base number*100

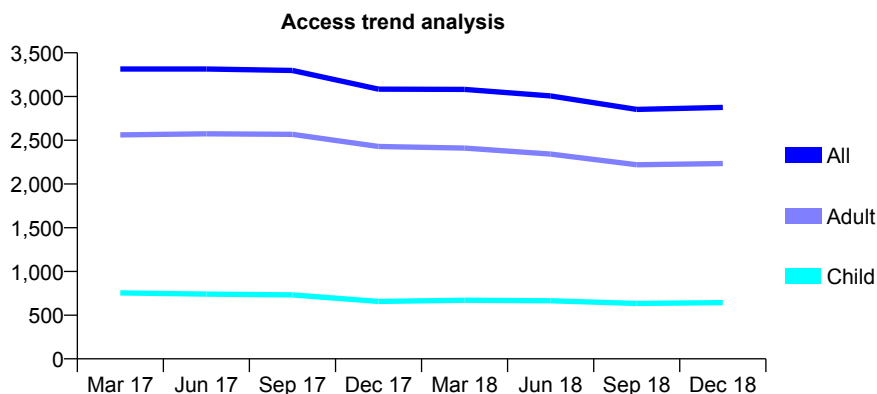
Q50 - Vital Signs At a Glance Contract Report for 178780/0001 - December 2018

Name or company name	Scarborough Dental Care Limited
Contract type name	GDS Contract
Purpose of contract	General
Contract start date	01/09/2008
Contract end date	

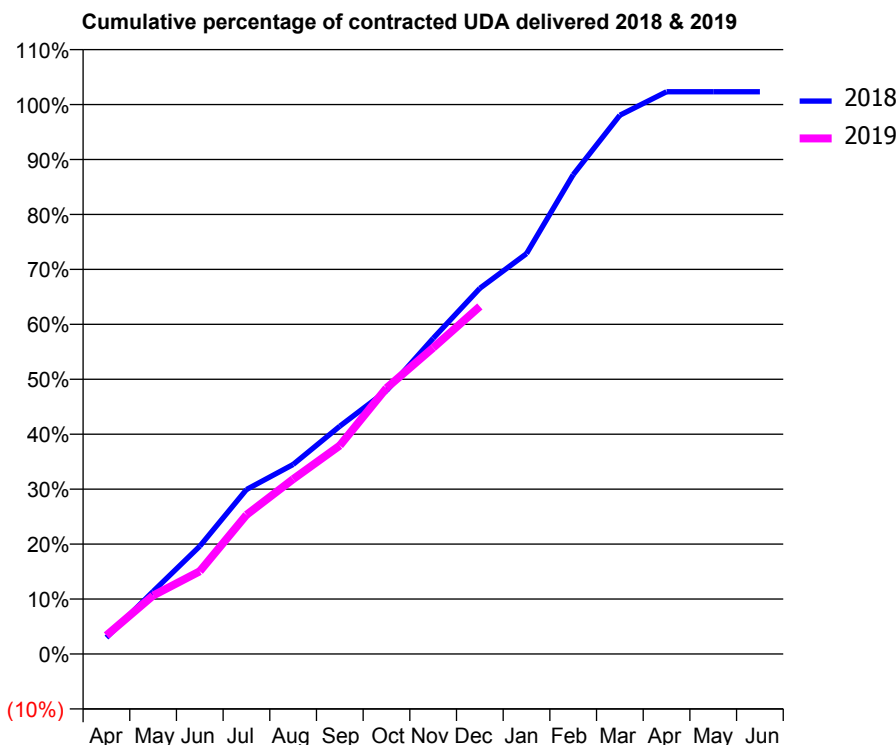
18/19 Contracted general activity (UDA)	8,780
Carry forward general activity (UDA)	-176
18/19 Contracted orthodontic activity (UOA)	0
Carry forward orthodontic activity (UOA)	0
Baseline contract value	£262,684.27

ACCESS*

Patients seen in 24 months	Total	Change since previous quarter
Quarter ending December 2017	3,085	
Quarter ending March 2018	3,082	→
Quarter ending June 2018	3,006	↓
Quarter ending September 2018	2,853	↓
Quarter ending December 2018	2,876	→
Variance since December 2017	(6.8%)	↓



ACTIVITY



Month	Adjusted Scheduled Activity (UDA)	
	2018	2019
April	263	297
May	1,000	934
June	1,722	1,323
July	2,628	2,224
August	3,030	2,794
September	3,639	3,330
October	4,206	4,249
November	5,044	4,892
December	5,843	5,553
January	6,396	
February	7,658	
March	8,609	
April	8,984	
May	8,984	
June	8,984	

QUALITY

	Quantity	Base Number	Contract	AT	Region	England
% of FP17s for the same patient ID Re-attending within 3 months - Children	65	780	8.3%	9.5%	12.3%	11.8%
% of FP17s for the same patient ID Re-attending within 3 months - Adults	354	2,548	13.9%	12.8%	15.8%	15.6%
% of FP17s for the same patient ID Re-attending between 3 & 9 months - Children	485	780	62.2%	62.9%	60.1%	58.8%
% of FP17s for the same patient ID Re-attending between 3 & 9 months - Adults	1,528	2,548	60.0%	54.6%	53.3%	51.0%
% of FP17s for Band 1 Urgent Courses	191	3,062	6.2%	7.5%	9.0%	9.0%
% of FP17s Relating to Free Repair or Replacements	55	3,062	1.8%	0.9%	1.0%	0.8%
% of FP17s Relating to Continuations	57	3,062	1.9%	0.9%	1.0%	0.9%
% of Patients satisfied with the dentistry they have received	3	3	N/A	93.6%	93.8%	93.2%
% of Patients satisfied with the time they had to wait for an appointment	3	3	N/A	89.5%	89.4%	88.3%

* This is based on patients treated on this contract for their most recent course of treatment. Figures in italics indicate the base number of FP17s or Patient Questionnaire responses are less than 100. N/A is shown where the base number of responses is less than 10 during the period. % is calculated as Quantity/Base number*100

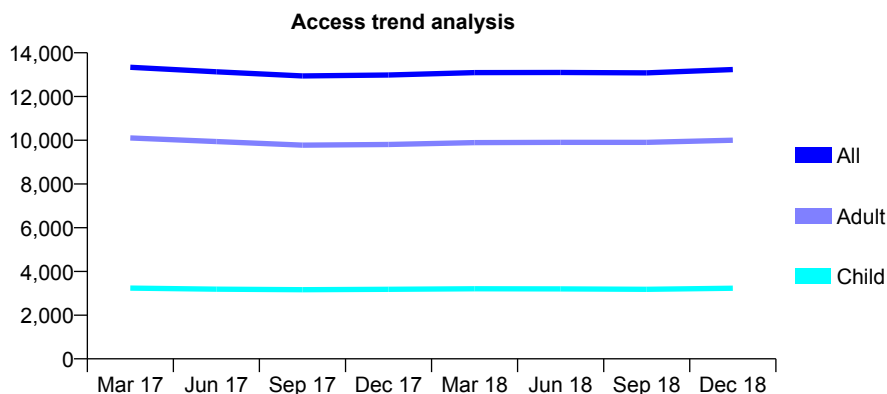
Q50 - Vital Signs At a Glance Contract Report for 179582/0001 - December 2018

Name or company name	Abbey Dental Care
Contract type name	GDS Contract
Purpose of contract	General
Contract start date	01/02/2012
Contract end date	

18/19 Contracted general activity (UDA)	40,900
Carry forward general activity (UDA)	1,419
18/19 Contracted orthodontic activity (UOA)	0
Carry forward orthodontic activity (UOA)	0
Baseline contract value	£1,223,187.08

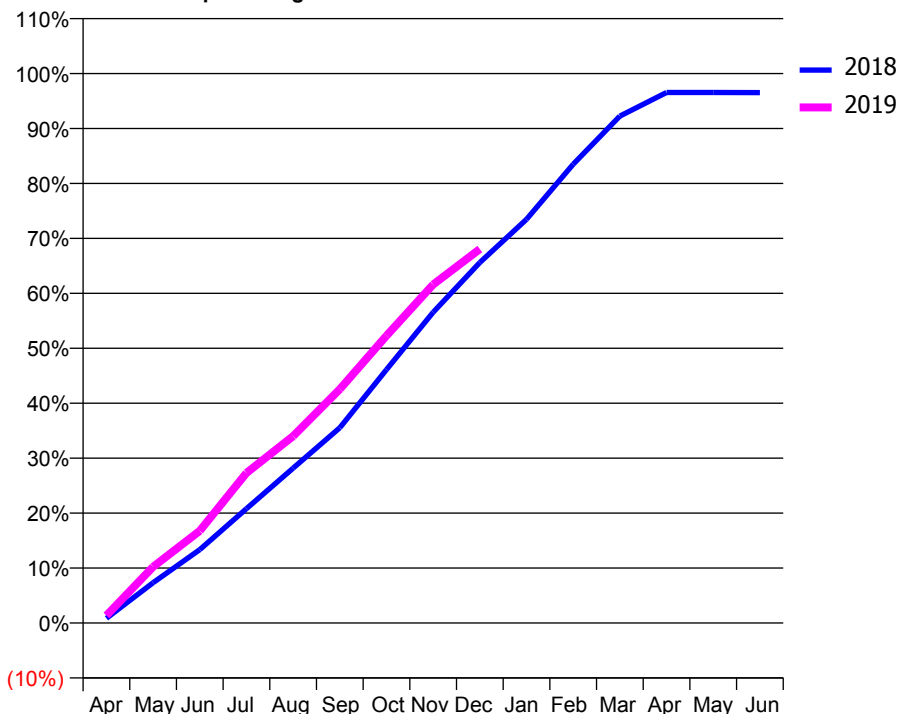
ACCESS*

Patients seen in 24 months	Total	Change since previous quarter
Quarter ending December 2017	12,986	
Quarter ending March 2018	13,096	→
Quarter ending June 2018	13,103	→
Quarter ending September 2018	13,083	→
Quarter ending December 2018	13,234	→
Variance since December 2017	1.9%	→



ACTIVITY

Cumulative percentage of contracted UDA delivered 2018 & 2019



Month	Adjusted Scheduled Activity (UDA)	
	2018	2019
April	357	561
May	3,003	4,185
June	5,466	6,866
July	8,511	11,174
August	11,533	13,906
September	14,535	17,402
October	18,867	21,387
November	23,129	25,194
December	26,836	27,835
January	30,045	
February	34,144	
March	37,730	
April	39,484	
May	39,484	
June	39,481	

QUALITY

	Quantity	Base Number	Contract	AT	Region	England
% of FP17s for the same patient ID Re-attending within 3 months - Children	422	4,462	9.5%	9.5%	12.3%	11.8%
% of FP17s for the same patient ID Re-attending within 3 months - Adults	2,254	13,217	17.1%	12.8%	15.8%	15.6%
% of FP17s for the same patient ID Re-attending between 3 & 9 months - Children	3,300	4,462	74.0%	62.9%	60.1%	58.8%
% of FP17s for the same patient ID Re-attending between 3 & 9 months - Adults	8,551	13,217	64.7%	54.6%	53.3%	51.0%
% of FP17s for Band 1 Urgent Courses	940	16,795	5.6%	7.5%	9.0%	9.0%
% of FP17s Relating to Free Repair or Replacements	200	16,795	1.2%	0.9%	1.0%	0.8%
% of FP17s Relating to Continuations	180	16,795	1.1%	0.9%	1.0%	0.9%
% of Patients satisfied with the dentistry they have received	7	8	N/A	93.6%	93.8%	93.2%
% of Patients satisfied with the time they had to wait for an appointment	5	8	N/A	89.5%	89.4%	88.3%

* This is based on patients treated on this contract for their most recent course of treatment. Figures in italics indicate the base number of FP17s or Patient Questionnaire responses are less than 100. N/A is shown where the base number of responses is less than 10 during the period. % is calculated as Quantity/Base number*100

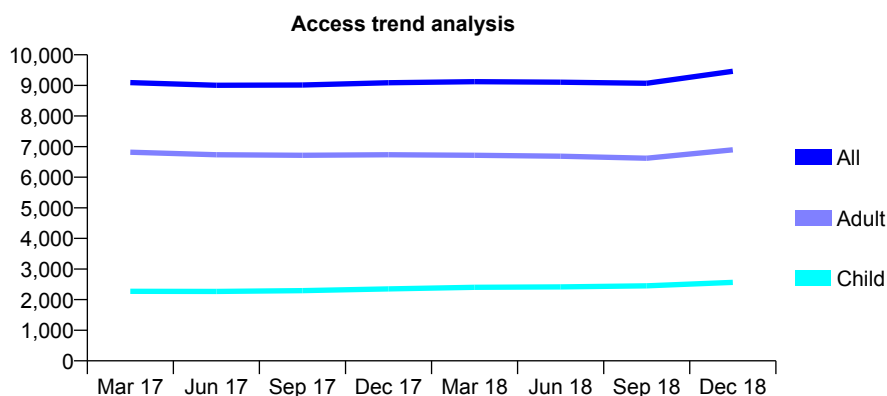
Q50 - Vital Signs At a Glance Contract Report for 180904/0003 - December 2018

Name or company name	Perfect Smile Clinic (UK) Ltd
Contract type name	GDS Contract
Purpose of contract	General
Contract start date	25/06/2012
Contract end date	

18/19 Contracted general activity (UDA)	32,500
Carry forward general activity (UDA)	0
18/19 Contracted orthodontic activity (UOA)	0
Carry forward orthodontic activity (UOA)	0
Baseline contract value	£848,377.76

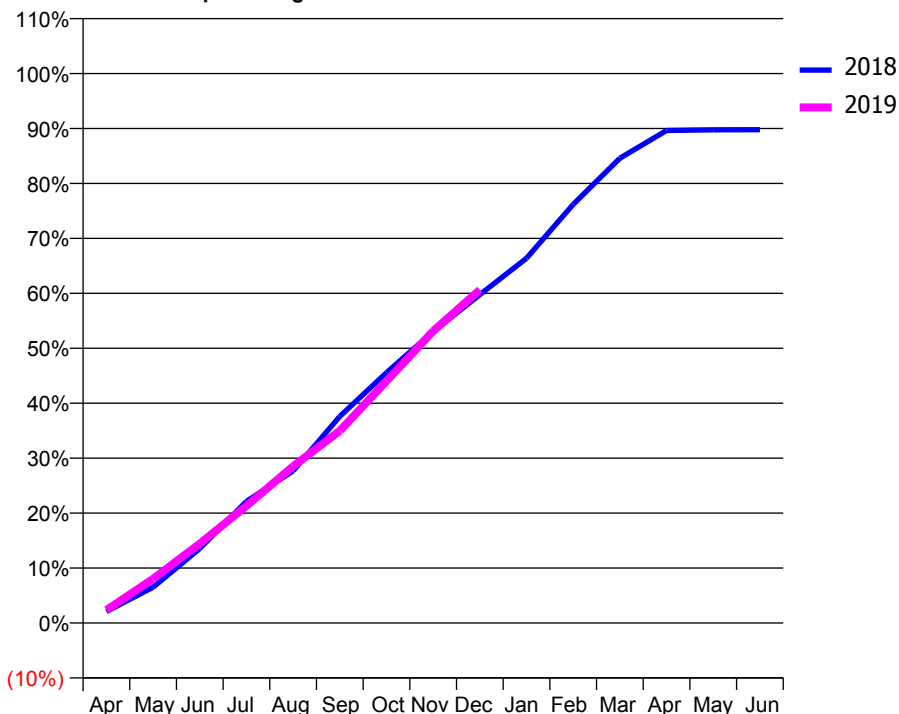
ACCESS*

Patients seen in 24 months	Total	Change since previous quarter
Quarter ending December 2017	9,086	
Quarter ending March 2018	9,121	→
Quarter ending June 2018	9,105	→
Quarter ending September 2018	9,068	→
Quarter ending December 2018	9,462	↑
Variance since December 2017	4.1%	↑



ACTIVITY

Cumulative percentage of contracted UDA delivered 2018 & 2019



QUALITY

	Quantity	Base Number	Contract	AT	Region	England
% of FP17s for the same patient ID Re-attending within 3 months - Children	273	3,321	8.2%	9.5%	12.3%	11.8%
% of FP17s for the same patient ID Re-attending within 3 months - Adults	1,006	7,769	12.9%	12.8%	15.8%	15.6%
% of FP17s for the same patient ID Re-attending between 3 & 9 months - Children	2,155	3,321	64.9%	62.9%	60.1%	58.8%
% of FP17s for the same patient ID Re-attending between 3 & 9 months - Adults	4,839	7,769	62.3%	54.6%	53.3%	51.0%
% of FP17s for Band 1 Urgent Courses	654	10,028	6.5%	7.5%	9.0%	9.0%
% of FP17s Relating to Free Repair or Replacements	90	10,028	0.9%	0.9%	1.0%	0.8%
% of FP17s Relating to Continuations	75	10,028	0.7%	0.9%	1.0%	0.9%
% of Patients satisfied with the dentistry they have received	5	6	N/A	93.6%	93.8%	93.2%
% of Patients satisfied with the time they had to wait for an appointment	5	6	N/A	89.5%	89.4%	88.3%

* This is based on patients treated on this contract for their most recent course of treatment. Figures in italics indicate the base number of FP17s or Patient Questionnaire responses are less than 100. N/A is shown where the base number of responses is less than 10 during the period. % is calculated as Quantity/Base number*100

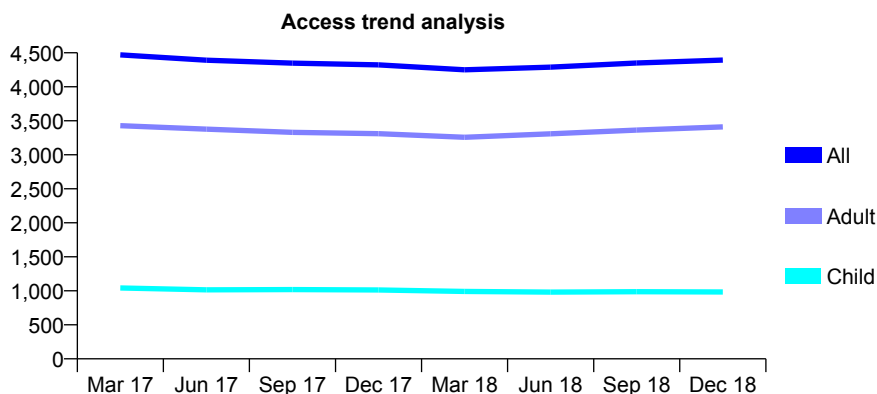
Q50 - Vital Signs At a Glance Contract Report for 182176/0001 - December 2018

Name or company name	Snaith Dental Care
Contract type name	GDS Contract
Purpose of contract	General
Contract start date	11/01/2010
Contract end date	

18/19 Contracted general activity (UDA)	15,000
Carry forward general activity (UDA)	548
18/19 Contracted orthodontic activity (UOA)	0
Carry forward orthodontic activity (UOA)	0
Baseline contract value	£397,678.02

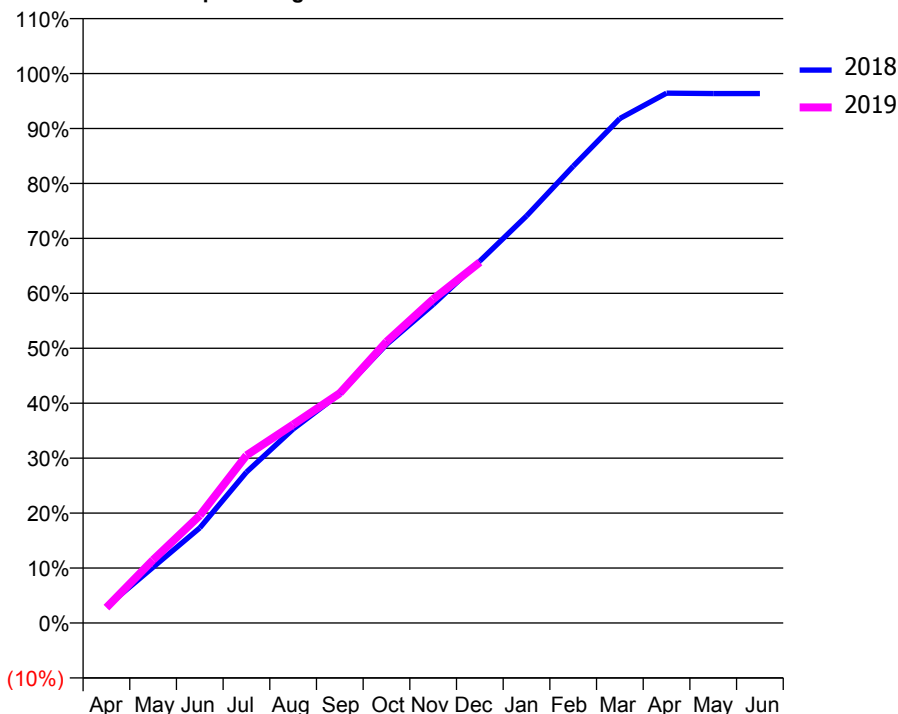
ACCESS*

Patients seen in 24 months	Total	Change since previous quarter
Quarter ending December 2017	4,322	
Quarter ending March 2018	4,250	↓
Quarter ending June 2018	4,290	→
Quarter ending September 2018	4,350	→
Quarter ending December 2018	4,393	→
Variance since December 2017	1.6%	→



ACTIVITY

Cumulative percentage of contracted UDA delivered 2018 & 2019



Month	Adjusted Scheduled Activity (UDA)	
	2018	2019
April	447	421
May	1,524	1,722
June	2,597	2,934
July	4,118	4,578
August	5,293	5,420
September	6,261	6,275
October	7,603	7,678
November	8,693	8,841
December	9,880	9,848
January	11,112	
February	12,470	
March	13,771	
April	14,463	
May	14,452	
June	14,452	

QUALITY

	Quantity	Base Number	Contract	AT	Region	England
% of FP17s for the same patient ID Re-attending within 3 months - Children	272	1,654	16.4%	9.5%	12.3%	11.8%
% of FP17s for the same patient ID Re-attending within 3 months - Adults	724	4,577	15.8%	12.8%	15.8%	15.6%
% of FP17s for the same patient ID Re-attending between 3 & 9 months - Children	1,150	1,654	69.5%	62.9%	60.1%	58.8%
% of FP17s for the same patient ID Re-attending between 3 & 9 months - Adults	3,036	4,577	66.3%	54.6%	53.3%	51.0%
% of FP17s for Band 1 Urgent Courses	338	5,912	5.7%	7.5%	9.0%	9.0%
% of FP17s Relating to Free Repair or Replacements	63	5,912	1.1%	0.9%	1.0%	0.8%
% of FP17s Relating to Continuations	32	5,912	0.5%	0.9%	1.0%	0.9%
% of Patients satisfied with the dentistry they have received	14	14	100.0%	93.6%	93.8%	93.2%
% of Patients satisfied with the time they had to wait for an appointment	13	14	92.9%	89.5%	89.4%	88.3%

* This is based on patients treated on this contract for their most recent course of treatment. Figures in italics indicate the base number of FP17s or Patient Questionnaire responses are less than 100. N/A is shown where the base number of responses is less than 10 during the period. % is calculated as Quantity/Base number*100

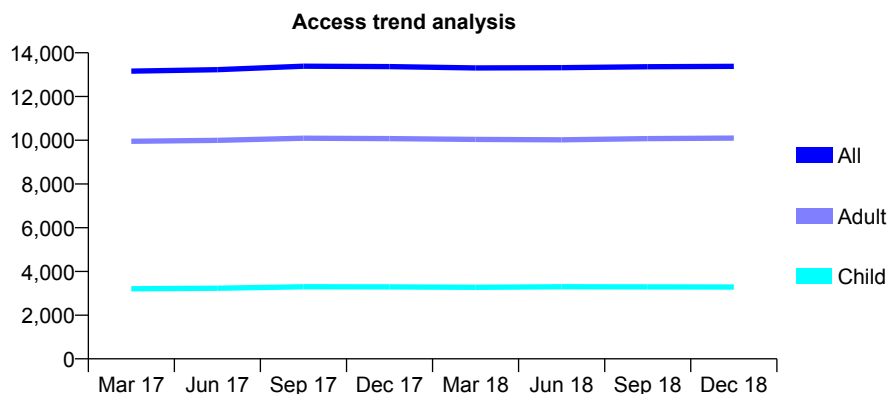
Q50 - Vital Signs At a Glance Contract Report for 183679/0001 - December 2018

Name or company name	Hessle Grange Dental Care Ltd.
Contract type name	GDS Contract
Purpose of contract	General
Contract start date	01/07/2008
Contract end date	

18/19 Contracted general activity (UDA)	33,167
Carry forward general activity (UDA)	0
18/19 Contracted orthodontic activity (UOA)	0
Carry forward orthodontic activity (UOA)	0
Baseline contract value	£1,006,580.03

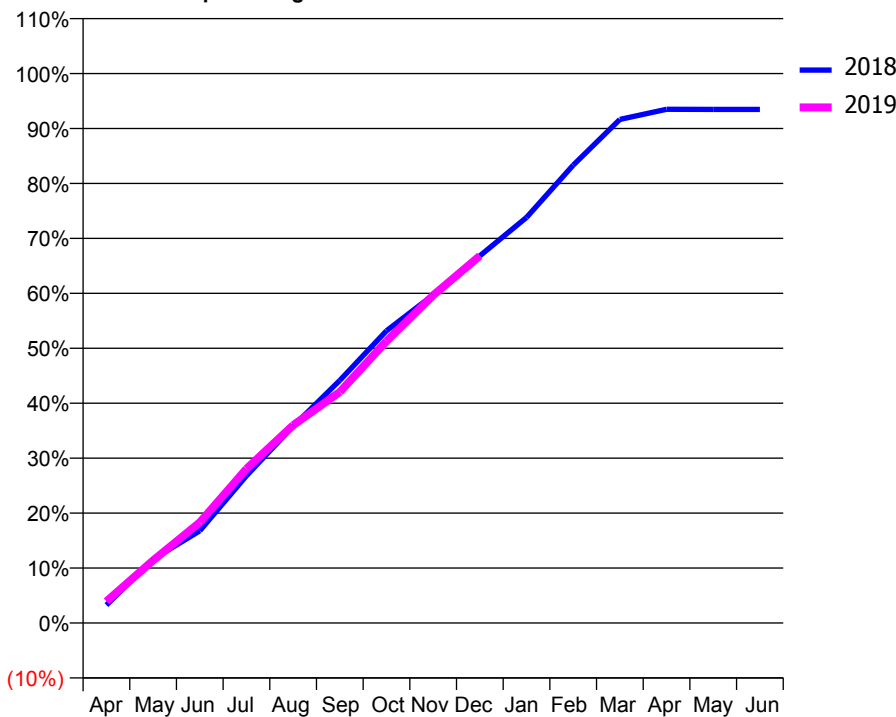
ACCESS*

Patients seen in 24 months	Total	Change since previous quarter
Quarter ending December 2017	13,367	
Quarter ending March 2018	13,306	→
Quarter ending June 2018	13,319	→
Quarter ending September 2018	13,365	→
Quarter ending December 2018	13,380	→
Variance since December 2017	0.1%	→



ACTIVITY

Cumulative percentage of contracted UDA delivered 2018 & 2019



Month	Adjusted Scheduled Activity (UDA)	
	2018	2019
April	1,081	1,312
May	3,855	3,783
June	5,569	6,073
July	8,886	9,304
August	11,879	11,940
September	14,642	13,945
October	17,638	17,013
November	19,807	19,777
December	22,161	22,160
January	24,476	
February	27,636	
March	30,399	
April	31,005	
May	31,002	
June	31,001	

QUALITY

	Quantity	Base Number	Contract	AT	Region	England
% of FP17s for the same patient ID Re-attending within 3 months - Children	229	3,730	6.1%	9.5%	12.3%	11.8%
% of FP17s for the same patient ID Re-attending within 3 months - Adults	1,181	9,892	11.9%	12.8%	15.8%	15.6%
% of FP17s for the same patient ID Re-attending between 3 & 9 months - Children	2,511	3,730	67.3%	62.9%	60.1%	58.8%
% of FP17s for the same patient ID Re-attending between 3 & 9 months - Adults	3,838	9,892	38.8%	54.6%	53.3%	51.0%
% of FP17s for Band 1 Urgent Courses	1,142	12,632	9.0%	7.5%	9.0%	9.0%
% of FP17s Relating to Free Repair or Replacements	172	12,632	1.4%	0.9%	1.0%	0.8%
% of FP17s Relating to Continuations	184	12,632	1.5%	0.9%	1.0%	0.9%
% of Patients satisfied with the dentistry they have received	3	3	N/A	93.6%	93.8%	93.2%
% of Patients satisfied with the time they had to wait for an appointment	3	3	N/A	89.5%	89.4%	88.3%

* This is based on patients treated on this contract for their most recent course of treatment. Figures in italics indicate the base number of FP17s or Patient Questionnaire responses are less than 100. N/A is shown where the base number of responses is less than 10 during the period. % is calculated as Quantity/Base number*100

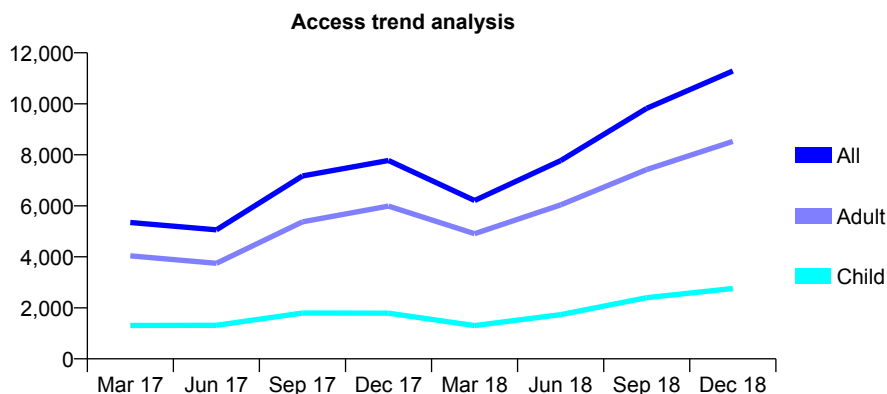
Q50 - Vital Signs At a Glance Contract Report for 189995/0001 - December 2018

Name or company name	Priory House Dental Care Ltd.
Contract type name	GDS Contract
Purpose of contract	General
Contract start date	01/04/2009
Contract end date	

18/19 Contracted general activity (UDA)	36,750
Carry forward general activity (UDA)	0
18/19 Contracted orthodontic activity (UOA)	0
Carry forward orthodontic activity (UOA)	0
Baseline contract value	£1,030,912.27

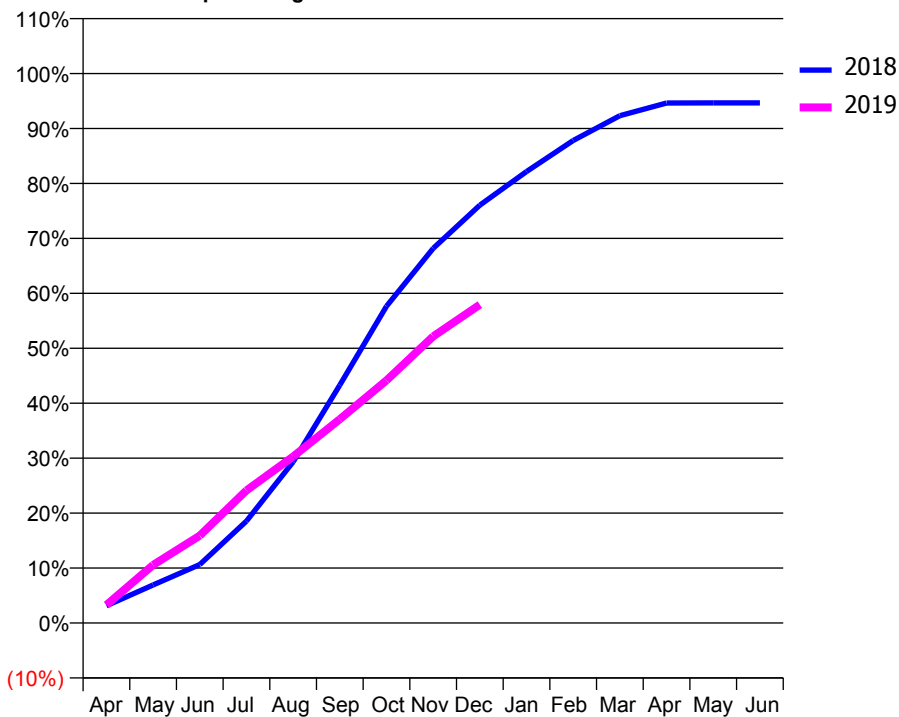
ACCESS*

Patients seen in 24 months	Total	Change since previous quarter
Quarter ending December 2017	7,778	
Quarter ending March 2018	6,210	↓
Quarter ending June 2018	7,772	↑
Quarter ending September 2018	9,820	↑
Quarter ending December 2018	11,285	↑
Variance since December 2017	45.1%	↑



ACTIVITY

Cumulative percentage of contracted UDA delivered 2018 & 2019



Month	Adjusted Scheduled Activity (UDA)	
	2018	2019
April	589	1,212
May	1,297	3,881
June	1,997	5,847
July	3,477	8,865
August	5,501	11,131
September	8,118	13,635
October	10,808	16,228
November	12,782	19,172
December	14,256	21,294
January	15,405	
February	16,466	
March	17,312	
April	17,744	
May	17,748	
June	17,748	

QUALITY

	Quantity	Base Number	Contract	AT	Region	England
% of FP17s for the same patient ID Re-attending within 3 months - Children	156	3,223	4.8%	9.5%	12.3%	11.8%
% of FP17s for the same patient ID Re-attending within 3 months - Adults	955	9,785	9.8%	12.8%	15.8%	15.6%
% of FP17s for the same patient ID Re-attending between 3 & 9 months - Children	1,073	3,223	33.3%	62.9%	60.1%	58.8%
% of FP17s for the same patient ID Re-attending between 3 & 9 months - Adults	3,423	9,785	35.0%	54.6%	53.3%	51.0%
% of FP17s for Band 1 Urgent Courses	975	12,086	8.1%	7.5%	9.0%	9.0%
% of FP17s Relating to Free Repair or Replacements	126	12,086	1.0%	0.9%	1.0%	0.8%
% of FP17s Relating to Continuations	82	12,086	0.7%	0.9%	1.0%	0.9%
% of Patients satisfied with the dentistry they have received	8	9	N/A	93.6%	93.8%	93.2%
% of Patients satisfied with the time they had to wait for an appointment	6	9	N/A	89.5%	89.4%	88.3%

* This is based on patients treated on this contract for their most recent course of treatment. Figures in italics indicate the base number of FP17s or Patient Questionnaire responses are less than 100. N/A is shown where the base number of responses is less than 10 during the period. % is calculated as Quantity/Base number*100

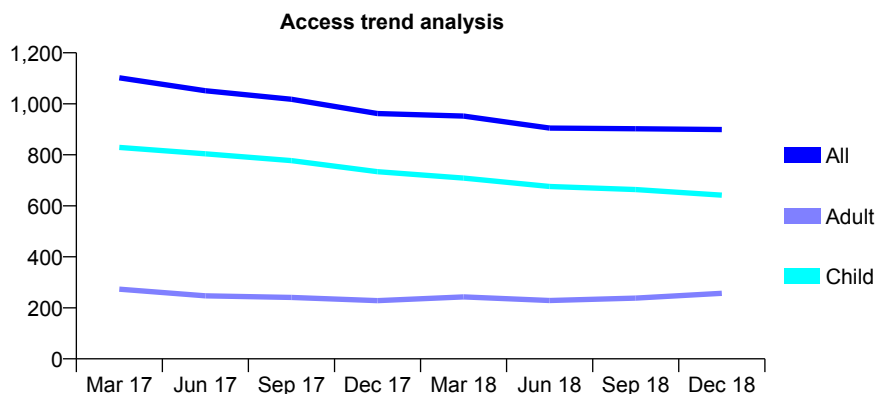
Q50 - Vital Signs At a Glance Contract Report for 190195/0005 - December 2018

Name or company name	Xeon Smiles UK Ltd
Contract type name	GDS Contract
Purpose of contract	General
Contract start date	01/05/2008
Contract end date	

18/19 Contracted general activity (UDA)	2,200
Carry forward general activity (UDA)	0
18/19 Contracted orthodontic activity (UOA)	0
Carry forward orthodontic activity (UOA)	0
Baseline contract value	£53,673.57

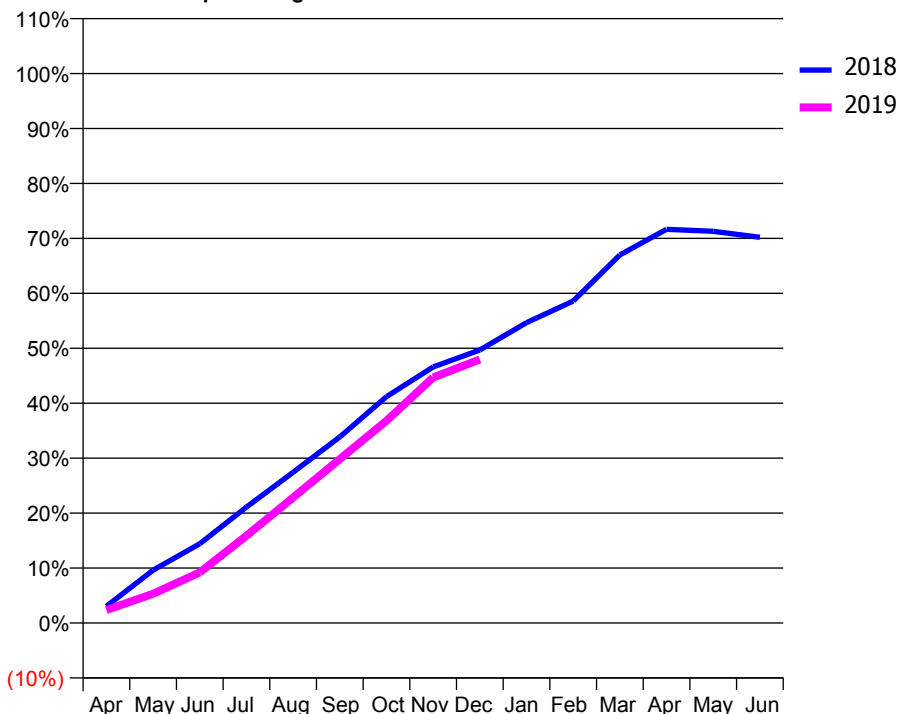
ACCESS*

Patients seen in 24 months	Total	Change since previous quarter
Quarter ending December 2017	962	
Quarter ending March 2018	952	↓
Quarter ending June 2018	905	↓
Quarter ending September 2018	902	→
Quarter ending December 2018	899	→
Variance since December 2017	(6.5%)	↓



ACTIVITY

Cumulative percentage of contracted UDA delivered 2018 & 2019



Month	Adjusted Scheduled Activity (UDA)	
	2018	2019
April	67	52
May	212	117
June	317	203
July	464	349
August	604	502
September	745	656
October	906	809
November	1,025	983
December	1,093	1,055
January	1,202	
February	1,289	
March	1,474	
April	1,576	
May	1,568	
June	1,544	

QUALITY

	Quantity	Base Number	Contract	AT	Region	England
% of FP17s for the same patient ID Re-attending within 3 months - Children	21	563	3.7%	9.5%	12.3%	11.8%
% of FP17s for the same patient ID Re-attending within 3 months - Adults	11	172	6.4%	12.8%	15.8%	15.6%
% of FP17s for the same patient ID Re-attending between 3 & 9 months - Children	328	563	58.3%	62.9%	60.1%	58.8%
% of FP17s for the same patient ID Re-attending between 3 & 9 months - Adults	75	172	43.6%	54.6%	53.3%	51.0%
% of FP17s for Band 1 Urgent Courses	22	683	3.2%	7.5%	9.0%	9.0%
% of FP17s Relating to Free Repair or Replacements	0	683	0.0%	0.9%	1.0%	0.8%
% of FP17s Relating to Continuations	0	683	0.0%	0.9%	1.0%	0.9%
% of Patients satisfied with the dentistry they have received	1	1	N/A	93.6%	93.8%	93.2%
% of Patients satisfied with the time they had to wait for an appointment	1	1	N/A	89.5%	89.4%	88.3%

* This is based on patients treated on this contract for their most recent course of treatment. Figures in italics indicate the base number of FP17s or Patient Questionnaire responses are less than 100. N/A is shown where the base number of responses is less than 10 during the period. % is calculated as Quantity/Base number*100

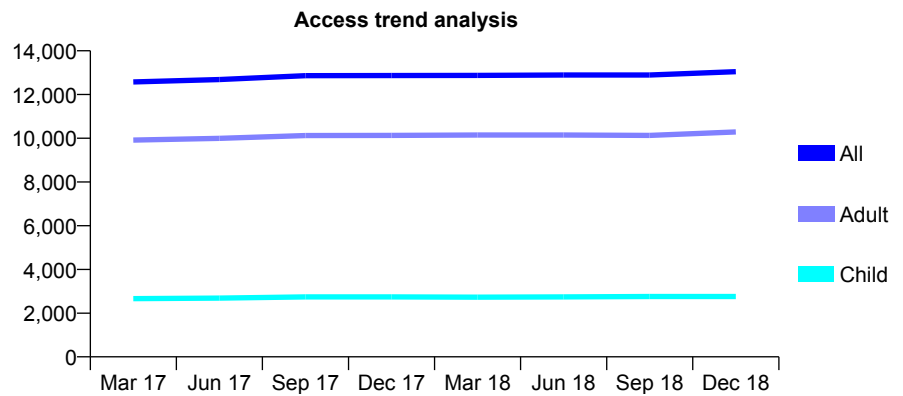
Q50 - Vital Signs At a Glance Contract Report for 190586/0001 - December 2018

Name or company name	SELBY DENTAL CARE LTD
Contract type name	GDS Contract
Purpose of contract	General
Contract start date	01/04/2011
Contract end date	

18/19 Contracted general activity (UDA)	34,448
Carry forward general activity (UDA)	581
18/19 Contracted orthodontic activity (UOA)	0
Carry forward orthodontic activity (UOA)	0
Baseline contract value	£1,022,826.81

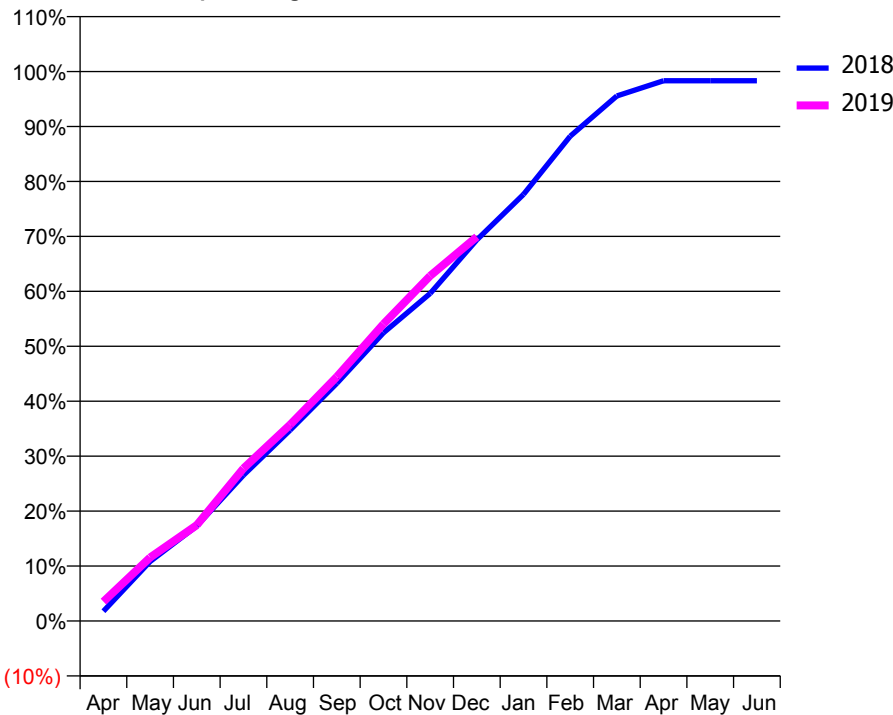
ACCESS*

Patients seen in 24 months	Total	Change since previous quarter
Quarter ending December 2017	12,869	
Quarter ending March 2018	12,872	→
Quarter ending June 2018	12,893	→
Quarter ending September 2018	12,890	→
Quarter ending December 2018	13,048	→
Variance since December 2017	1.4%	→



ACTIVITY

Cumulative percentage of contracted UDA delivered 2018 & 2019



Month	Adjusted Scheduled Activity (UDA)	
	2018	2019
April	614	1,220
May	3,735	3,986
June	5,960	6,015
July	9,143	9,568
August	11,964	12,309
September	14,905	15,314
October	18,068	18,617
November	20,537	21,636
December	23,896	24,085
January	26,743	
February	30,394	
March	32,917	
April	33,867	
May	33,867	
June	33,867	

QUALITY

	Quantity	Base Number	Contract	AT	Region	England
% of FP17s for the same patient ID Re-attending within 3 months - Children	231	3,589	6.4%	9.5%	12.3%	11.8%
% of FP17s for the same patient ID Re-attending within 3 months - Adults	1,265	11,903	10.6%	12.8%	15.8%	15.6%
% of FP17s for the same patient ID Re-attending between 3 & 9 months - Children	2,630	3,589	73.3%	62.9%	60.1%	58.8%
% of FP17s for the same patient ID Re-attending between 3 & 9 months - Adults	7,455	11,903	62.6%	54.6%	53.3%	51.0%
% of FP17s for Band 1 Urgent Courses	672	13,835	4.9%	7.5%	9.0%	9.0%
% of FP17s Relating to Free Repair or Replacements	72	13,835	0.5%	0.9%	1.0%	0.8%
% of FP17s Relating to Continuations	114	13,835	0.8%	0.9%	1.0%	0.9%
% of Patients satisfied with the dentistry they have received	10	11	90.9%	93.6%	93.8%	93.2%
% of Patients satisfied with the time they had to wait for an appointment	11	11	100.0%	89.5%	89.4%	88.3%

* This is based on patients treated on this contract for their most recent course of treatment. Figures in italics indicate the base number of FP17s or Patient Questionnaire responses are less than 100. N/A is shown where the base number of responses is less than 10 during the period. % is calculated as Quantity/Base number*100

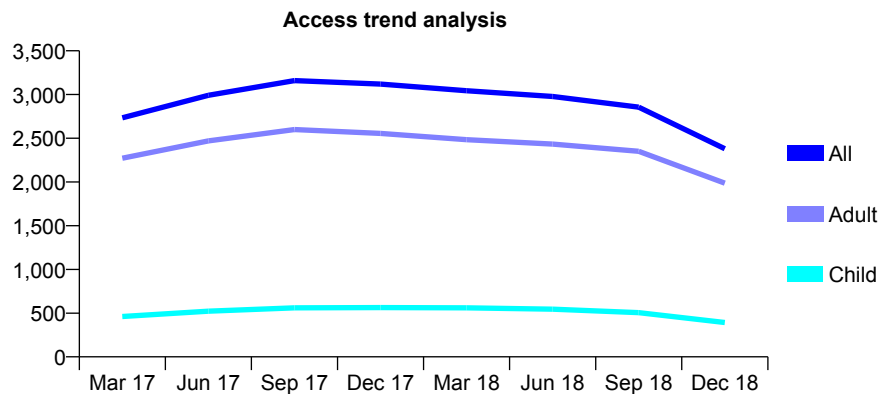
Q50 - Vital Signs At a Glance Contract Report for 191116/0002 - December 2018

Name or company name	THE COSMETIC DENTAL PRACTICE LIM
Contract type name	GDS Contract
Purpose of contract	General
Contract start date	20/04/2015
Contract end date	14/08/2018

18/19 Contracted general activity (UDA)	4,452
Carry forward general activity (UDA)	0
18/19 Contracted orthodontic activity (UOA)	0
Carry forward orthodontic activity (UOA)	0
Baseline contract value	£143,240.39

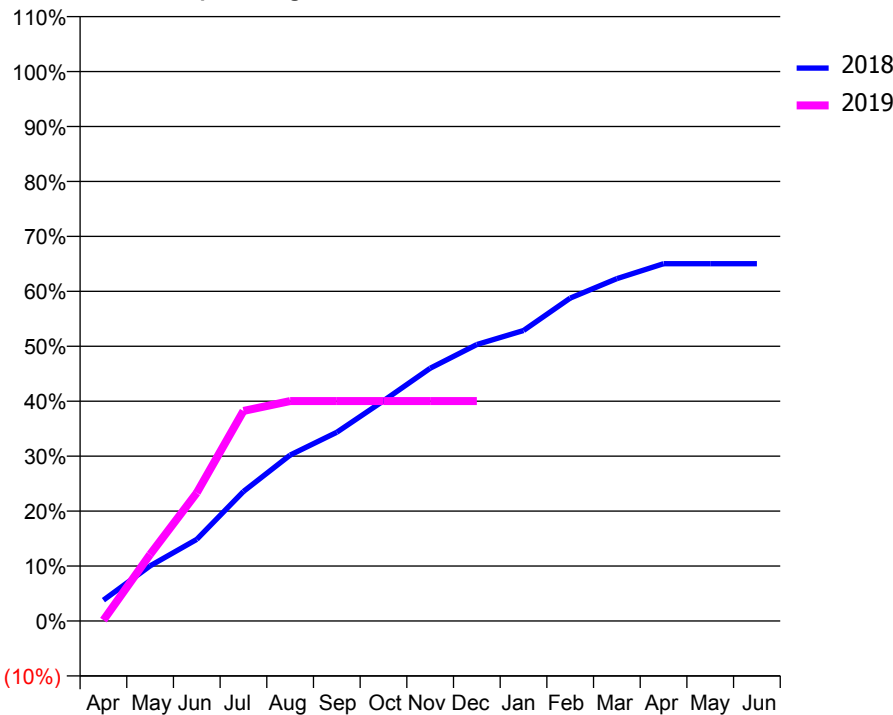
ACCESS*

Patients seen in 24 months	Total	Change since previous quarter
Quarter ending December 2017	3,119	
Quarter ending March 2018	3,044	↓
Quarter ending June 2018	2,978	↓
Quarter ending September 2018	2,856	↓
Quarter ending December 2018	2,380	↓
Variance since December 2017	(23.7%)	↓



ACTIVITY

Cumulative percentage of contracted UDA delivered 2018 & 2019



Month	Adjusted Scheduled Activity (UDA)	
	2018	2019
April	456	7
May	1,204	539
June	1,783	1,039
July	2,830	1,703
August	3,623	1,783
September	4,123	1,783
October	4,809	1,783
November	5,521	1,783
December	6,038	1,783
January	6,345	
February	7,051	
March	7,478	
April	7,802	
May	7,803	
June	7,803	

QUALITY

	Quantity	Base Number	Contract	AT	Region	England
% of FP17s for the same patient ID Re-attending within 3 months - Children	14	190	7.4%	9.5%	12.3%	11.8%
% of FP17s for the same patient ID Re-attending within 3 months - Adults	104	955	10.9%	12.8%	15.8%	15.6%
% of FP17s for the same patient ID Re-attending between 3 & 9 months - Children	124	190	65.3%	62.9%	60.1%	58.8%
% of FP17s for the same patient ID Re-attending between 3 & 9 months - Adults	615	955	64.4%	54.6%	53.3%	51.0%
% of FP17s for Band 1 Urgent Courses	78	969	8.0%	7.5%	9.0%	9.0%
% of FP17s Relating to Free Repair or Replacements	2	969	0.2%	0.9%	1.0%	0.8%
% of FP17s Relating to Continuations	7	969	0.7%	0.9%	1.0%	0.9%
% of Patients satisfied with the dentistry they have received	1	1	N/A	93.6%	93.8%	93.2%
% of Patients satisfied with the time they had to wait for an appointment	1	1	N/A	89.5%	89.4%	88.3%

* This is based on patients treated on this contract for their most recent course of treatment. Figures in italics indicate the base number of FP17s or Patient Questionnaire responses are less than 100. N/A is shown where the base number of responses is less than 10 during the period. % is calculated as Quantity/Base number*100

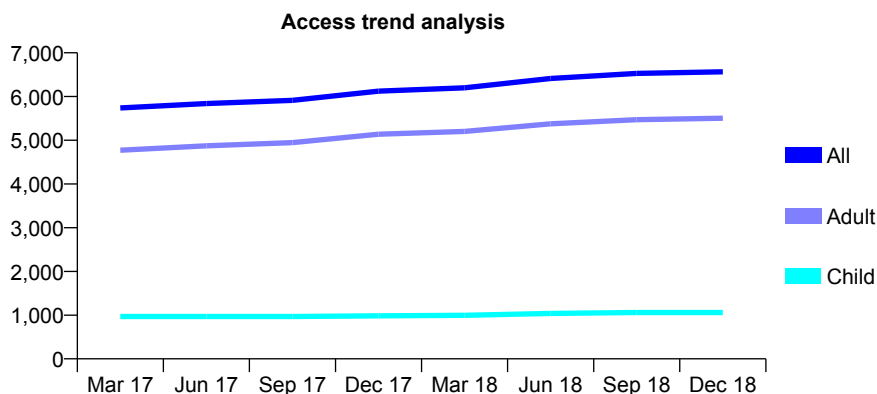
Q50 - Vital Signs At a Glance Contract Report for 191361/0001 - December 2018

Name or company name	Hopkins & Poyner Dental Surgery
Contract type name	GDS Contract
Purpose of contract	General
Contract start date	01/12/2014
Contract end date	

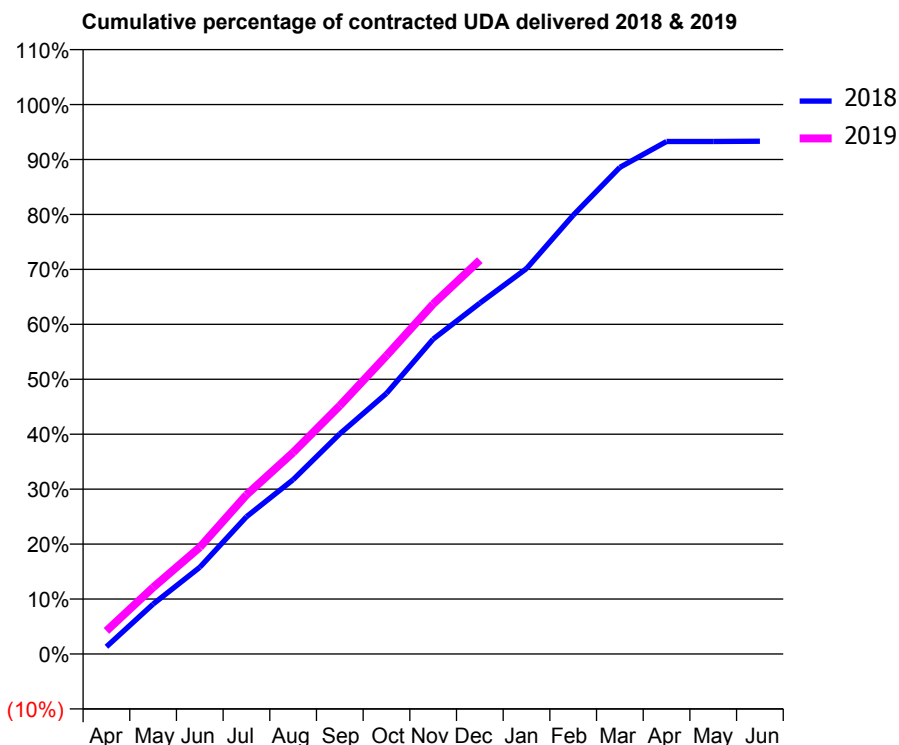
18/19 Contracted general activity (UDA)	16,835
Carry forward general activity (UDA)	0
18/19 Contracted orthodontic activity (UOA)	0
Carry forward orthodontic activity (UOA)	0
Baseline contract value	£503,715.30

ACCESS*

Patients seen in 24 months	Total	Change since previous quarter
Quarter ending December 2017	6,122	
Quarter ending March 2018	6,200	→
Quarter ending June 2018	6,414	↑
Quarter ending September 2018	6,528	→
Quarter ending December 2018	6,564	→
Variance since December 2017	7.2%	↑



ACTIVITY



Month	Adjusted Scheduled Activity (UDA)	
	2018	2019
April	225	707
May	1,532	2,039
June	2,656	3,271
July	4,208	4,878
August	5,342	6,175
September	6,749	7,610
October	7,985	9,140
November	9,647	10,723
December	10,750	12,066
January	11,809	
February	13,443	
March	14,908	
April	15,704	
May	15,704	
June	15,709	

QUALITY

	Quantity	Base Number	Contract	AT	Region	England
% of FP17s for the same patient ID Re-attending within 3 months - Children	76	1,204	6.3%	9.5%	12.3%	11.8%
% of FP17s for the same patient ID Re-attending within 3 months - Adults	843	6,180	13.6%	12.8%	15.8%	15.6%
% of FP17s for the same patient ID Re-attending between 3 & 9 months - Children	723	1,204	60.0%	62.9%	60.1%	58.8%
% of FP17s for the same patient ID Re-attending between 3 & 9 months - Adults	3,638	6,180	58.9%	54.6%	53.3%	51.0%
% of FP17s for Band 1 Urgent Courses	402	6,361	6.3%	7.5%	9.0%	9.0%
% of FP17s Relating to Free Repair or Replacements	98	6,361	1.5%	0.9%	1.0%	0.8%
% of FP17s Relating to Continuations	84	6,361	1.3%	0.9%	1.0%	0.9%
% of Patients satisfied with the dentistry they have received	9	11	81.8%	93.6%	93.8%	93.2%
% of Patients satisfied with the time they had to wait for an appointment	9	11	81.8%	89.5%	89.4%	88.3%

* This is based on patients treated on this contract for their most recent course of treatment. Figures in italics indicate the base number of FP17s or Patient Questionnaire responses are less than 100. N/A is shown where the base number of responses is less than 10 during the period. % is calculated as Quantity/Base number*100

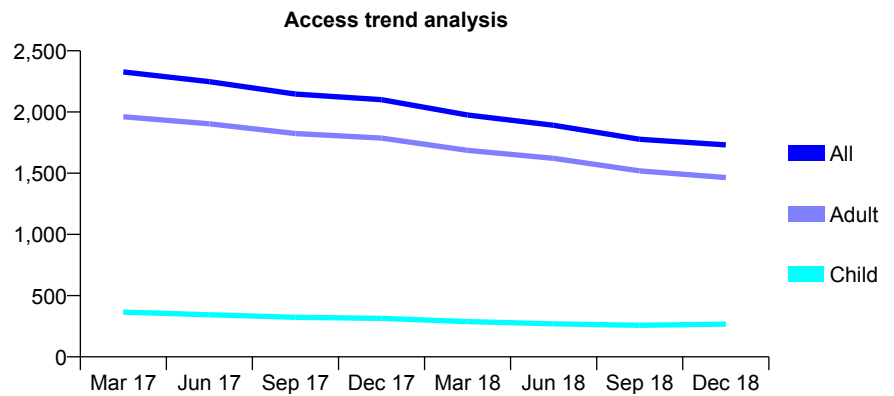
Q50 - Vital Signs At a Glance Contract Report for 191833/0001 - December 2018

Name or company name	Aishwaryam Limited
Contract type name	GDS Contract
Purpose of contract	General
Contract start date	01/04/2012
Contract end date	

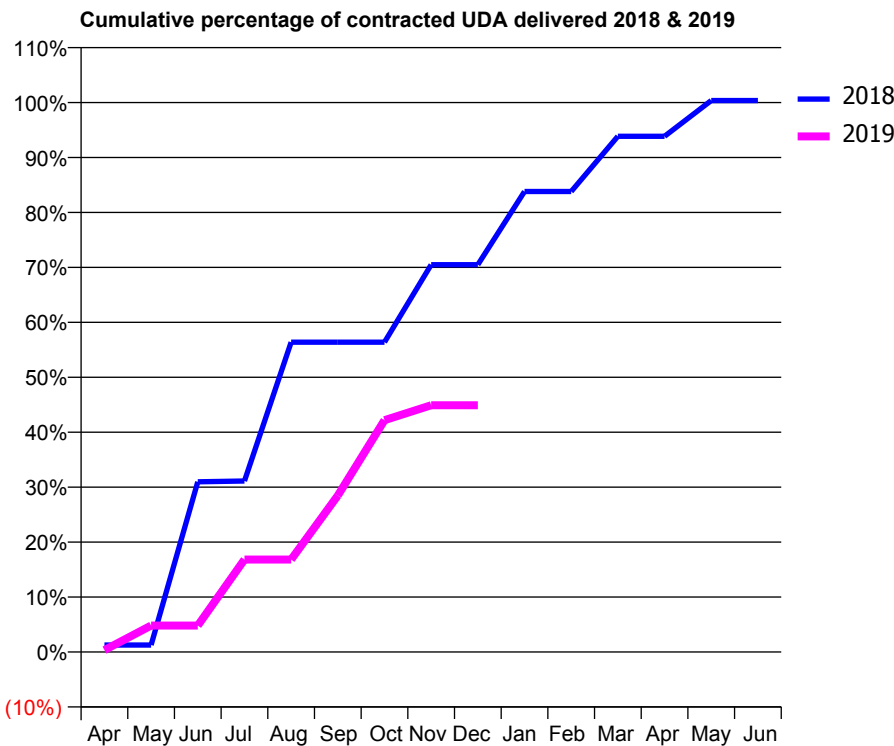
18/19 Contracted general activity (UDA)	8,265
Carry forward general activity (UDA)	-29
18/19 Contracted orthodontic activity (UOA)	0
Carry forward orthodontic activity (UOA)	0
Baseline contract value	£250,732.06

ACCESS*

Patients seen in 24 months	Total	Change since previous quarter
Quarter ending December 2017	2,101	
Quarter ending March 2018	1,975	↓
Quarter ending June 2018	1,892	↓
Quarter ending September 2018	1,777	↓
Quarter ending December 2018	1,732	↓
Variance since December 2017	(17.6%)	↓



ACTIVITY



Month	Adjusted Scheduled Activity (UDA)	
	2018	2019
April	106	29
May	106	399
June	2,561	399
July	2,573	1,390
August	4,660	1,390
September	4,660	2,353
October	4,660	3,487
November	5,825	3,712
December	5,825	3,712
January	6,926	
February	6,926	
March	7,758	
April	7,758	
May	8,294	
June	8,294	

QUALITY

	Quantity	Base Number	Contract	AT	Region	England
% of FP17s for the same patient ID Re-attending within 3 months - Children	12	224	5.4%	9.5%	12.3%	11.8%
% of FP17s for the same patient ID Re-attending within 3 months - Adults	136	1,188	11.4%	12.8%	15.8%	15.6%
% of FP17s for the same patient ID Re-attending between 3 & 9 months - Children	103	224	46.0%	62.9%	60.1%	58.8%
% of FP17s for the same patient ID Re-attending between 3 & 9 months - Adults	584	1,188	49.2%	54.6%	53.3%	51.0%
% of FP17s for Band 1 Urgent Courses	97	1,254	7.7%	7.5%	9.0%	9.0%
% of FP17s Relating to Free Repair or Replacements	1	1,254	0.1%	0.9%	1.0%	0.8%
% of FP17s Relating to Continuations	13	1,254	1.0%	0.9%	1.0%	0.9%
% of Patients satisfied with the dentistry they have received	2	2	N/A	93.6%	93.8%	93.2%
% of Patients satisfied with the time they had to wait for an appointment	1	2	N/A	89.5%	89.4%	88.3%

* This is based on patients treated on this contract for their most recent course of treatment. Figures in italics indicate the base number of FP17s or Patient Questionnaire responses are less than 100. N/A is shown where the base number of responses is less than 10 during the period. % is calculated as Quantity/Base number*100

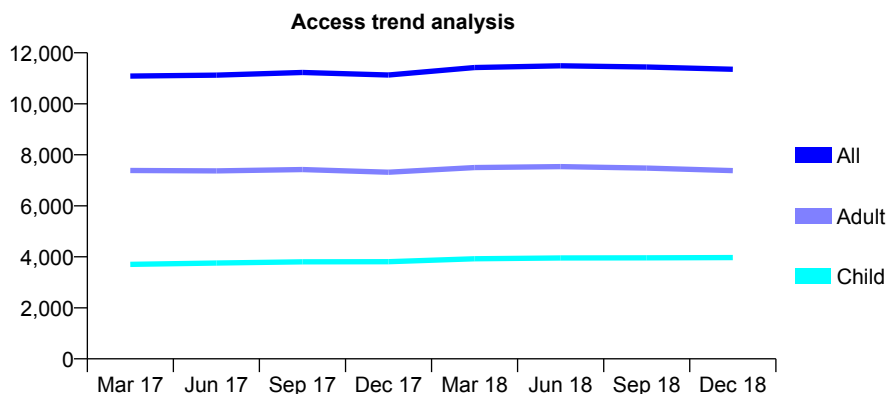
Q50 - Vital Signs At a Glance Contract Report for 193445/0001 - December 2018

Name or company name	Genesis Dental Care
Contract type name	GDS Contract
Purpose of contract	General
Contract start date	17/08/2009
Contract end date	

18/19 Contracted general activity (UDA)	29,200
Carry forward general activity (UDA)	616
18/19 Contracted orthodontic activity (UOA)	0
Carry forward orthodontic activity (UOA)	0
Baseline contract value	£789,043.30

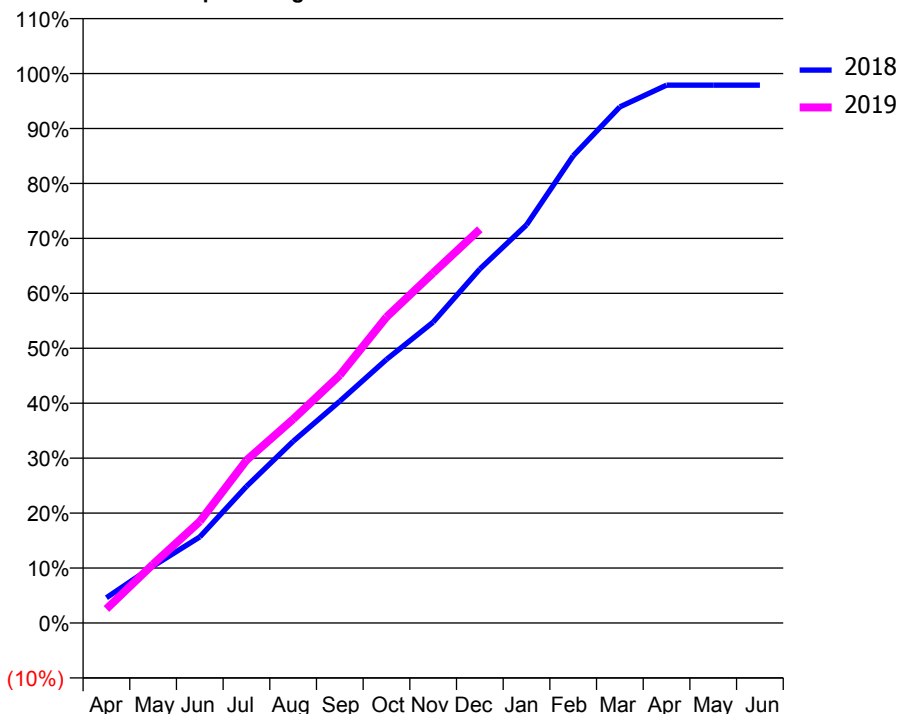
ACCESS*

Patients seen in 24 months	Total	Change since previous quarter
Quarter ending December 2017	11,129	
Quarter ending March 2018	11,424	↑
Quarter ending June 2018	11,492	→
Quarter ending September 2018	11,443	→
Quarter ending December 2018	11,352	→
Variance since December 2017	2.0%	↑



ACTIVITY

Cumulative percentage of contracted UDA delivered 2018 & 2019



Month	Adjusted Scheduled Activity (UDA)	
	2018	2019
April	1,346	745
May	3,020	3,125
June	4,571	5,395
July	7,258	8,647
August	9,654	10,834
September	11,786	13,172
October	14,002	16,261
November	15,989	18,604
December	18,813	20,922
January	21,153	
February	24,828	
March	27,429	
April	28,582	
May	28,581	
June	28,584	

QUALITY

	Quantity	Base Number	Contract	AT	Region	England
% of FP17s for the same patient ID Re-attending within 3 months - Children	206	4,269	4.8%	9.5%	12.3%	11.8%
% of FP17s for the same patient ID Re-attending within 3 months - Adults	614	7,029	8.7%	12.8%	15.8%	15.6%
% of FP17s for the same patient ID Re-attending between 3 & 9 months - Children	2,694	4,269	63.1%	62.9%	60.1%	58.8%
% of FP17s for the same patient ID Re-attending between 3 & 9 months - Adults	4,082	7,029	58.1%	54.6%	53.3%	51.0%
% of FP17s for Band 1 Urgent Courses	717	10,744	6.7%	7.5%	9.0%	9.0%
% of FP17s Relating to Free Repair or Replacements	37	10,744	0.3%	0.9%	1.0%	0.8%
% of FP17s Relating to Continuations	13	10,744	0.1%	0.9%	1.0%	0.9%
% of Patients satisfied with the dentistry they have received	3	3	N/A	93.6%	93.8%	93.2%
% of Patients satisfied with the time they had to wait for an appointment	3	3	N/A	89.5%	89.4%	88.3%

* This is based on patients treated on this contract for their most recent course of treatment. Figures in italics indicate the base number of FP17s or Patient Questionnaire responses are less than 100. N/A is shown where the base number of responses is less than 10 during the period. % is calculated as Quantity/Base number*100

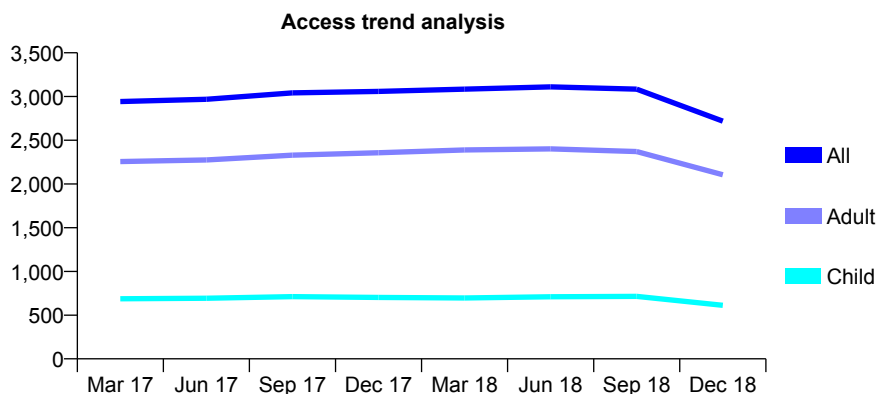
Q50 - Vital Signs At a Glance Contract Report for 194581/0001 - December 2018

Name or company name	East Ayton Dental Practice Limited
Contract type name	GDS Contract
Purpose of contract	General
Contract start date	01/10/2007
Contract end date	

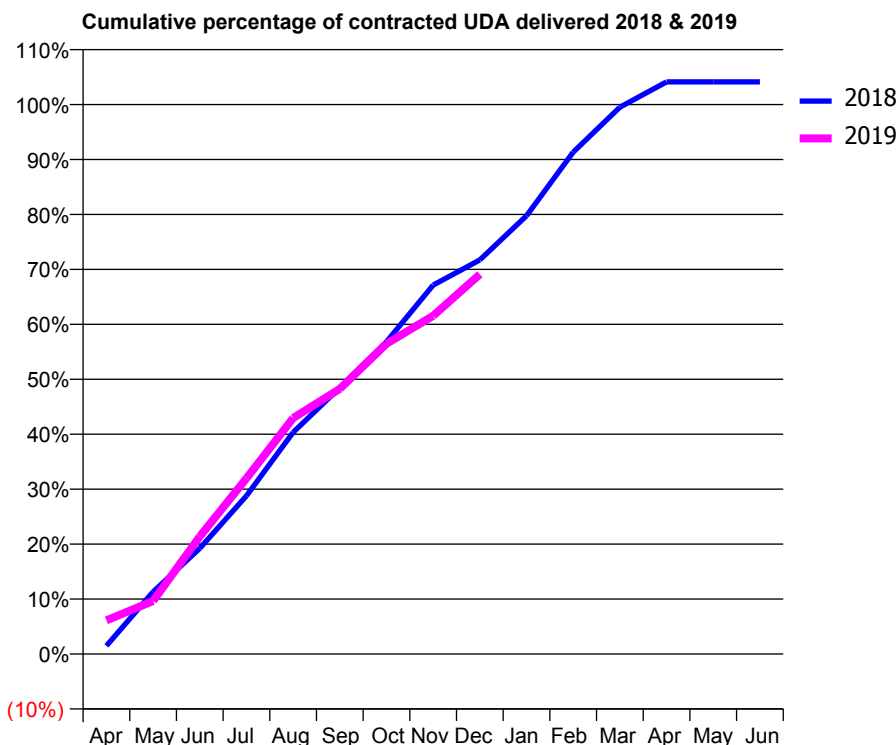
18/19 Contracted general activity (UDA)	10,658
Carry forward general activity (UDA)	-213
18/19 Contracted orthodontic activity (UOA)	0
Carry forward orthodontic activity (UOA)	0
Baseline contract value	£335,980.97

ACCESS*

Patients seen in 24 months	Total	Change since previous quarter
Quarter ending December 2017	3,059	
Quarter ending March 2018	3,085	→
Quarter ending June 2018	3,111	→
Quarter ending September 2018	3,085	→
Quarter ending December 2018	2,719	↓
Variance since December 2017	(11.1%)	↓



ACTIVITY



Adjusted Scheduled Activity (UDA)		
Month	2018	2019
April	159	653
May	1,206	1,028
June	2,049	2,280
July	3,069	3,406
August	4,300	4,576
September	5,167	5,142
October	6,056	6,018
November	7,155	6,561
December	7,644	7,364
January	8,501	
February	9,734	
March	10,605	
April	11,096	
May	11,096	
June	11,096	

QUALITY

	Quantity	Base Number	Contract	AT	Region	England
% of FP17s for the same patient ID Re-attending within 3 months - Children	58	869	6.7%	9.5%	12.3%	11.8%
% of FP17s for the same patient ID Re-attending within 3 months - Adults	430	2,960	14.5%	12.8%	15.8%	15.6%
% of FP17s for the same patient ID Re-attending between 3 & 9 months - Children	646	869	74.3%	62.9%	60.1%	58.8%
% of FP17s for the same patient ID Re-attending between 3 & 9 months - Adults	2,144	2,960	72.4%	54.6%	53.3%	51.0%
% of FP17s for Band 1 Urgent Courses	200	3,625	5.5%	7.5%	9.0%	9.0%
% of FP17s Relating to Free Repair or Replacements	93	3,625	2.6%	0.9%	1.0%	0.8%
% of FP17s Relating to Continuations	95	3,625	2.6%	0.9%	1.0%	0.9%
% of Patients satisfied with the dentistry they have received	1	1	N/A	93.6%	93.8%	93.2%
% of Patients satisfied with the time they had to wait for an appointment	1	1	N/A	89.5%	89.4%	88.3%

* This is based on patients treated on this contract for their most recent course of treatment. Figures in italics indicate the base number of FP17s or Patient Questionnaire responses are less than 100. N/A is shown where the base number of responses is less than 10 during the period. % is calculated as Quantity/Base number*100

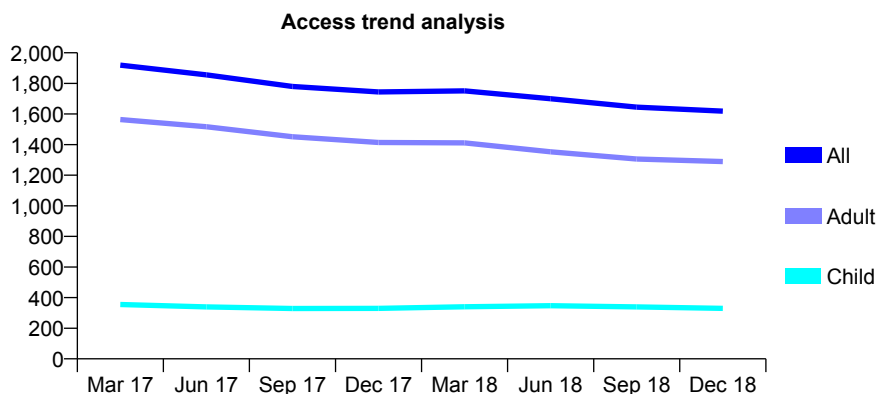
Q50 - Vital Signs At a Glance Contract Report for 194794/0001 - December 2018

Name or company name	The Corner Dental Practice
Contract type name	GDS Contract
Purpose of contract	General
Contract start date	01/07/2012
Contract end date	

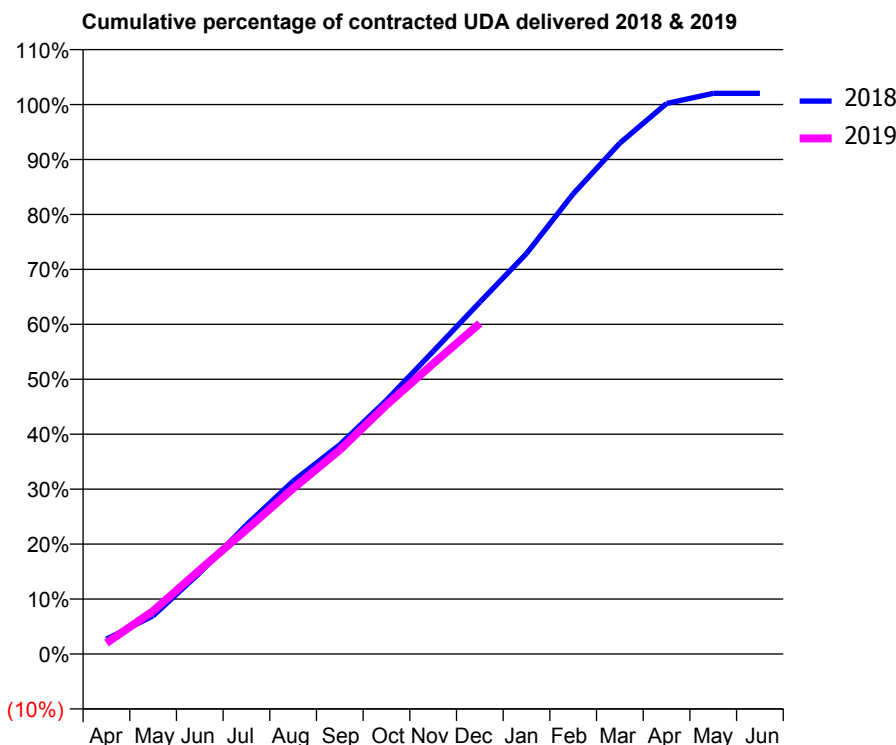
18/19 Contracted general activity (UDA)	5,500
Carry forward general activity (UDA)	-110
18/19 Contracted orthodontic activity (UOA)	0
Carry forward orthodontic activity (UOA)	0
Baseline contract value	£160,468.53

ACCESS*

Patients seen in 24 months	Total	Change since previous quarter
Quarter ending December 2017	1,744	
Quarter ending March 2018	1,751	→
Quarter ending June 2018	1,700	↓
Quarter ending September 2018	1,645	↓
Quarter ending December 2018	1,619	↓
Variance since December 2017	(7.2%)	↓



ACTIVITY



Adjusted Scheduled Activity (UDA)		
Month	2018	2019
April	148	110
May	382	431
June	813	842
July	1,292	1,246
August	1,730	1,657
September	2,095	2,043
October	2,541	2,492
November	3,029	2,906
December	3,522	3,310
January	4,009	
February	4,605	
March	5,113	
April	5,510	
May	5,611	
June	5,611	

QUALITY

	Quantity	Base Number	Contract	AT	Region	England
% of FP17s for the same patient ID Re-attending within 3 months - Children	3	374	0.8%	9.5%	12.3%	11.8%
% of FP17s for the same patient ID Re-attending within 3 months - Adults	25	1,107	2.3%	12.8%	15.8%	15.6%
% of FP17s for the same patient ID Re-attending between 3 & 9 months - Children	268	374	71.7%	62.9%	60.1%	58.8%
% of FP17s for the same patient ID Re-attending between 3 & 9 months - Adults	624	1,107	56.4%	54.6%	53.3%	51.0%
% of FP17s for Band 1 Urgent Courses	30	1,319	2.3%	7.5%	9.0%	9.0%
% of FP17s Relating to Free Repair or Replacements	0	1,319	0.0%	0.9%	1.0%	0.8%
% of FP17s Relating to Continuations	1	1,319	0.1%	0.9%	1.0%	0.9%
% of Patients satisfied with the dentistry they have received	8	8	N/A	93.6%	93.8%	93.2%
% of Patients satisfied with the time they had to wait for an appointment	8	8	N/A	89.5%	89.4%	88.3%

* This is based on patients treated on this contract for their most recent course of treatment. Figures in italics indicate the base number of FP17s or Patient Questionnaire responses are less than 100. N/A is shown where the base number of responses is less than 10 during the period. % is calculated as Quantity/Base number*100

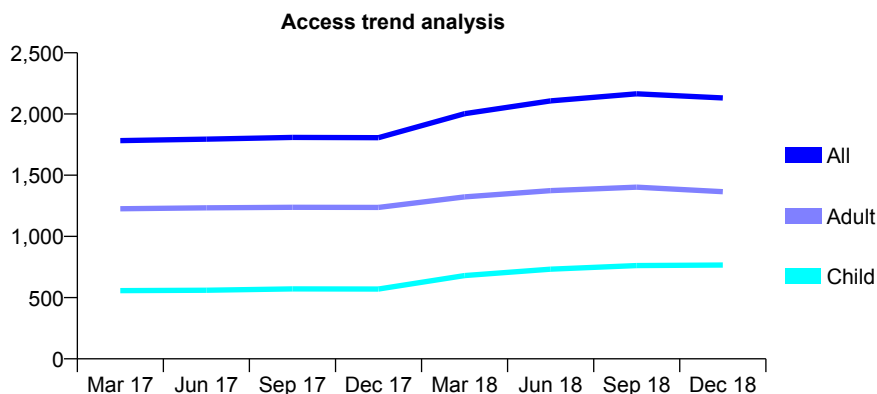
Q50 - Vital Signs At a Glance Contract Report for 197432/0001 - December 2018

Name or company name	FINKLE HILL DENTAL CARE LTD
Contract type name	GDS Contract
Purpose of contract	General
Contract start date	01/05/2012
Contract end date	

18/19 Contracted general activity (UDA)	4,000
Carry forward general activity (UDA)	38
18/19 Contracted orthodontic activity (UOA)	0
Carry forward orthodontic activity (UOA)	0
Baseline contract value	£123,127.27

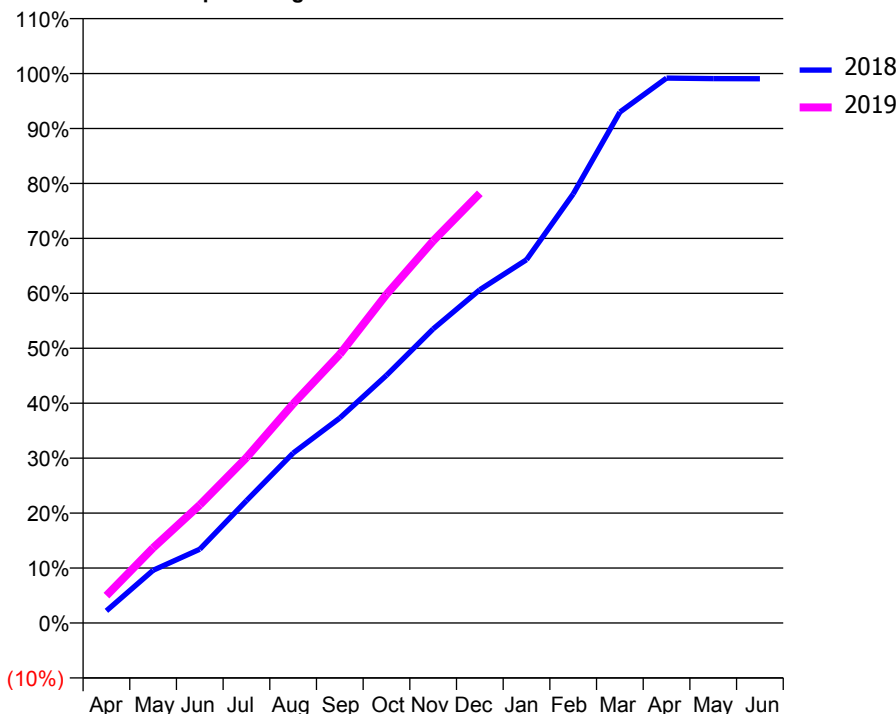
ACCESS*

Patients seen in 24 months	Total	Change since previous quarter
Quarter ending December 2017	1,807	
Quarter ending March 2018	2,003	↑
Quarter ending June 2018	2,107	↑
Quarter ending September 2018	2,165	↑
Quarter ending December 2018	2,131	↓
Variance since December 2017	17.9%	↑



ACTIVITY

Cumulative percentage of contracted UDA delivered 2018 & 2019



Month	Adjusted Scheduled Activity (UDA)	
	2018	2019
April	89	200
May	384	547
June	537	860
July	890	1,204
August	1,237	1,595
September	1,493	1,956
October	1,803	2,392
November	2,141	2,781
December	2,426	3,128
January	2,645	
February	3,123	
March	3,719	
April	3,966	
May	3,963	
June	3,962	

QUALITY

	Quantity	Base Number	Contract	AT	Region	England
% of FP17s for the same patient ID Re-attending within 3 months - Children	73	914	8.0%	9.5%	12.3%	11.8%
% of FP17s for the same patient ID Re-attending within 3 months - Adults	194	1,550	12.5%	12.8%	15.8%	15.6%
% of FP17s for the same patient ID Re-attending between 3 & 9 months - Children	568	914	62.1%	62.9%	60.1%	58.8%
% of FP17s for the same patient ID Re-attending between 3 & 9 months - Adults	1,017	1,550	65.6%	54.6%	53.3%	51.0%
% of FP17s for Band 1 Urgent Courses	52	1,918	2.7%	7.5%	9.0%	9.0%
% of FP17s Relating to Free Repair or Replacements	18	1,918	0.9%	0.9%	1.0%	0.8%
% of FP17s Relating to Continuations	6	1,918	0.3%	0.9%	1.0%	0.9%
% of Patients satisfied with the dentistry they have received	2	2	N/A	93.6%	93.8%	93.2%
% of Patients satisfied with the time they had to wait for an appointment	2	2	N/A	89.5%	89.4%	88.3%

* This is based on patients treated on this contract for their most recent course of treatment. Figures in italics indicate the base number of FP17s or Patient Questionnaire responses are less than 100. N/A is shown where the base number of responses is less than 10 during the period. % is calculated as Quantity/Base number*100

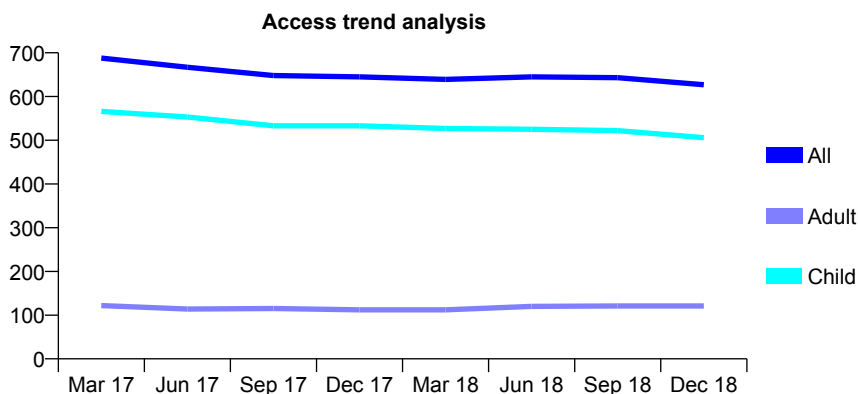
Q50 - Vital Signs At a Glance Contract Report for 197580/0001 - December 2018

Name or company name	CLOCK TOWER DENTAL CARE LTD.
Contract type name	GDS Contract
Purpose of contract	General and Orthodontic
Contract start date	01/12/2012
Contract end date	

18/19 Contracted general activity (UDA)	2,000
Carry forward general activity (UDA)	0
18/19 Contracted orthodontic activity (UOA)	398
Carry forward orthodontic activity (UOA)	4
Baseline contract value	£92,703.24

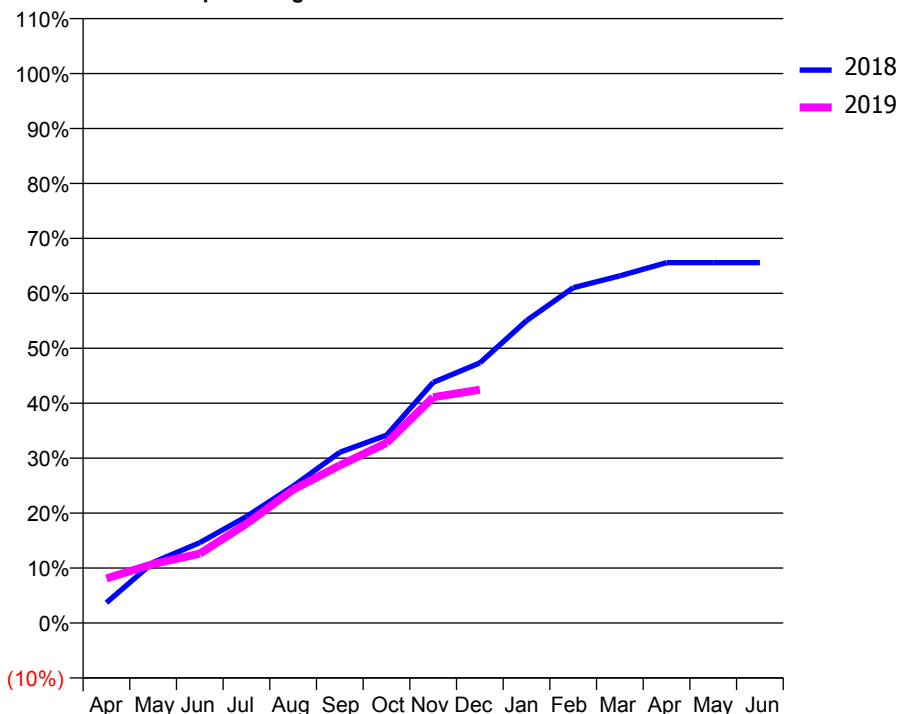
ACCESS*

Patients seen in 24 months	Total	Change since previous quarter
Quarter ending December 2017	645	
Quarter ending March 2018	639	→
Quarter ending June 2018	645	→
Quarter ending September 2018	643	→
Quarter ending December 2018	627	↓
Variance since December 2017	(2.8%)	↓



ACTIVITY

Cumulative percentage of contracted UDA delivered 2018 & 2019



Month	Adjusted Scheduled Activity (UDA)	
	2018	2019
April	74	162
May	221	215
June	293	253
July	388	361
August	498	486
September	622	574
October	684	656
November	876	822
December	947	849
January	1,101	
February	1,220	
March	1,264	
April	1,312	
May	1,312	
June	1,312	

QUALITY

	Quantity	Base Number	Contract	AT	Region	England
% of FP17s for the same patient ID Re-attending within 3 months - Children	57	670	8.5%	9.5%	12.3%	11.8%
% of FP17s for the same patient ID Re-attending within 3 months - Adults	2	31	6.5%	12.8%	15.8%	15.6%
% of FP17s for the same patient ID Re-attending between 3 & 9 months - Children	486	670	72.5%	62.9%	60.1%	58.8%
% of FP17s for the same patient ID Re-attending between 3 & 9 months - Adults	27	31	87.1%	54.6%	53.3%	51.0%
% of FP17s for Band 1 Urgent Courses	21	630	3.3%	7.5%	9.0%	9.0%
% of FP17s Relating to Free Repair or Replacements	0	630	0.0%	0.9%	1.0%	0.8%
% of FP17s Relating to Continuations	1	630	0.2%	0.9%	1.0%	0.9%
% of Patients satisfied with the dentistry they have received	0	0	N/A	93.6%	93.8%	93.2%
% of Patients satisfied with the time they had to wait for an appointment	0	0	N/A	89.5%	89.4%	88.3%

* This is based on patients treated on this contract for their most recent course of treatment. Figures in italics indicate the base number of FP17s or Patient Questionnaire responses are less than 100. N/A is shown where the base number of responses is less than 10 during the period. % is calculated as Quantity/Base number*100

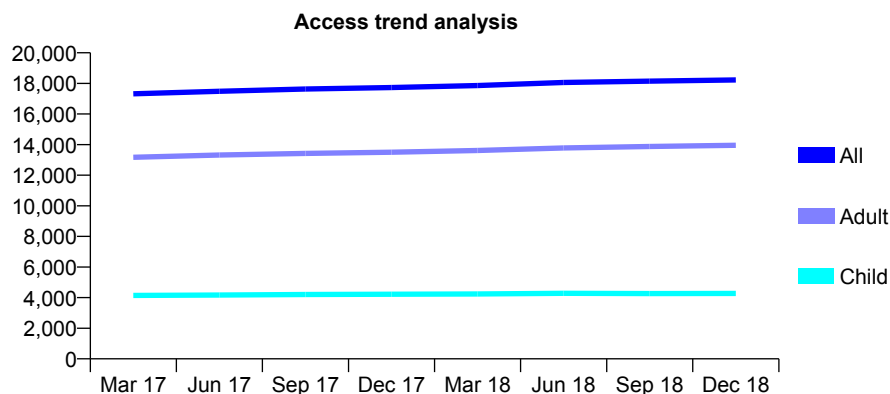
Q50 - Vital Signs At a Glance Contract Report for 213683/0001 - December 2018

Name or company name	MRS C BOLLAND
Contract type name	GDS Contract
Purpose of contract	General
Contract start date	01/04/2006
Contract end date	

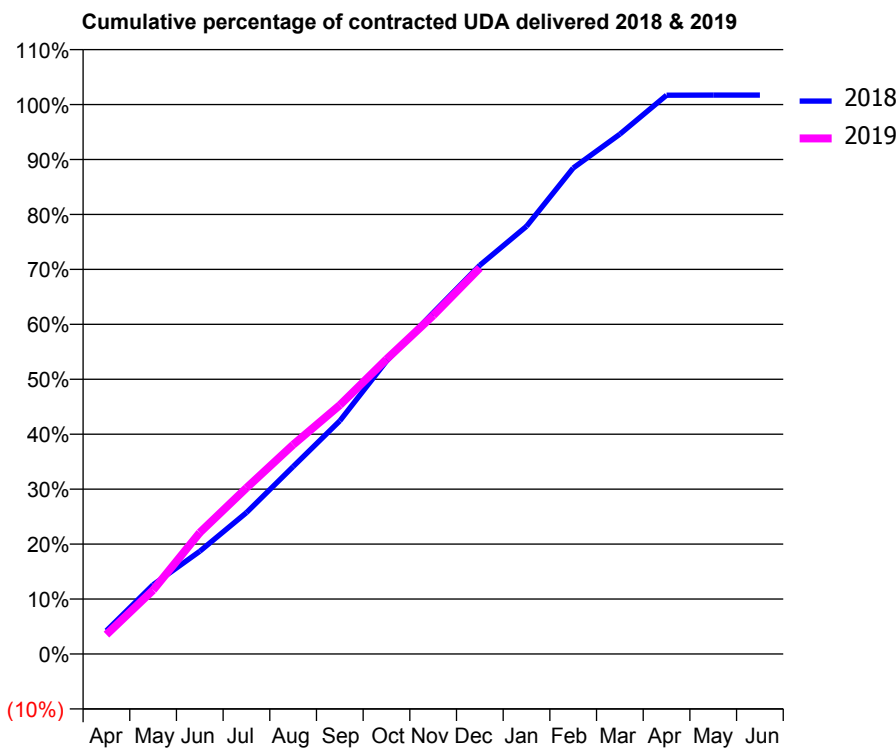
18/19 Contracted general activity (UDA)	43,039
Carry forward general activity (UDA)	-735
18/19 Contracted orthodontic activity (UOA)	0
Carry forward orthodontic activity (UOA)	0
Baseline contract value	£1,093,696.31

ACCESS*

Patients seen in 24 months	Total	Change since previous quarter
Quarter ending December 2017	17,729	
Quarter ending March 2018	17,863	→
Quarter ending June 2018	18,059	→
Quarter ending September 2018	18,147	→
Quarter ending December 2018	18,225	→
Variance since December 2017	2.8%	↑



ACTIVITY



Month	Adjusted Scheduled Activity (UDA)	
	2018	2019
April	1,825	1,519
May	5,430	5,008
June	8,049	9,507
July	11,080	13,008
August	14,684	16,389
September	18,266	19,489
October	22,939	23,083
November	26,728	26,509
December	30,451	30,243
January	33,504	
February	38,068	
March	40,719	
April	43,765	
May	43,775	
June	43,774	

QUALITY

	Quantity	Base Number	Contract	AT	Region	England
% of FP17s for the same patient ID Re-attending within 3 months - Children	286	5,025	5.7%	9.5%	12.3%	11.8%
% of FP17s for the same patient ID Re-attending within 3 months - Adults	1,664	15,654	10.6%	12.8%	15.8%	15.6%
% of FP17s for the same patient ID Re-attending between 3 & 9 months - Children	3,585	5,025	71.3%	62.9%	60.1%	58.8%
% of FP17s for the same patient ID Re-attending between 3 & 9 months - Adults	9,967	15,654	63.7%	54.6%	53.3%	51.0%
% of FP17s for Band 1 Urgent Courses	1,468	18,830	7.8%	7.5%	9.0%	9.0%
% of FP17s Relating to Free Repair or Replacements	136	18,830	0.7%	0.9%	1.0%	0.8%
% of FP17s Relating to Continuations	178	18,830	0.9%	0.9%	1.0%	0.9%
% of Patients satisfied with the dentistry they have received	10	11	90.9%	93.6%	93.8%	93.2%
% of Patients satisfied with the time they had to wait for an appointment	10	11	90.9%	89.5%	89.4%	88.3%

* This is based on patients treated on this contract for their most recent course of treatment. Figures in italics indicate the base number of FP17s or Patient Questionnaire responses are less than 100. N/A is shown where the base number of responses is less than 10 during the period. % is calculated as Quantity/Base number*100

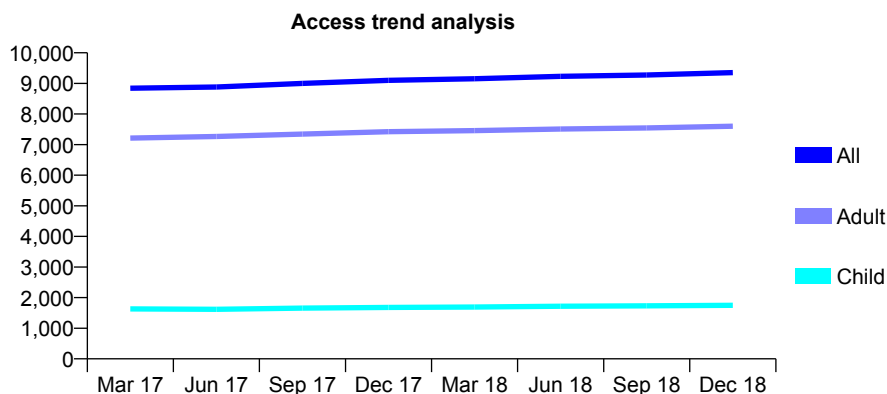
Q50 - Vital Signs At a Glance Contract Report for 219789/0001 - December 2018

Name or company name	MR JD WHITE
Contract type name	GDS Contract
Purpose of contract	General
Contract start date	01/04/2006
Contract end date	

18/19 Contracted general activity (UDA)	25,582
Carry forward general activity (UDA)	-271
18/19 Contracted orthodontic activity (UOA)	0
Carry forward orthodontic activity (UOA)	0
Baseline contract value	£760,349.84

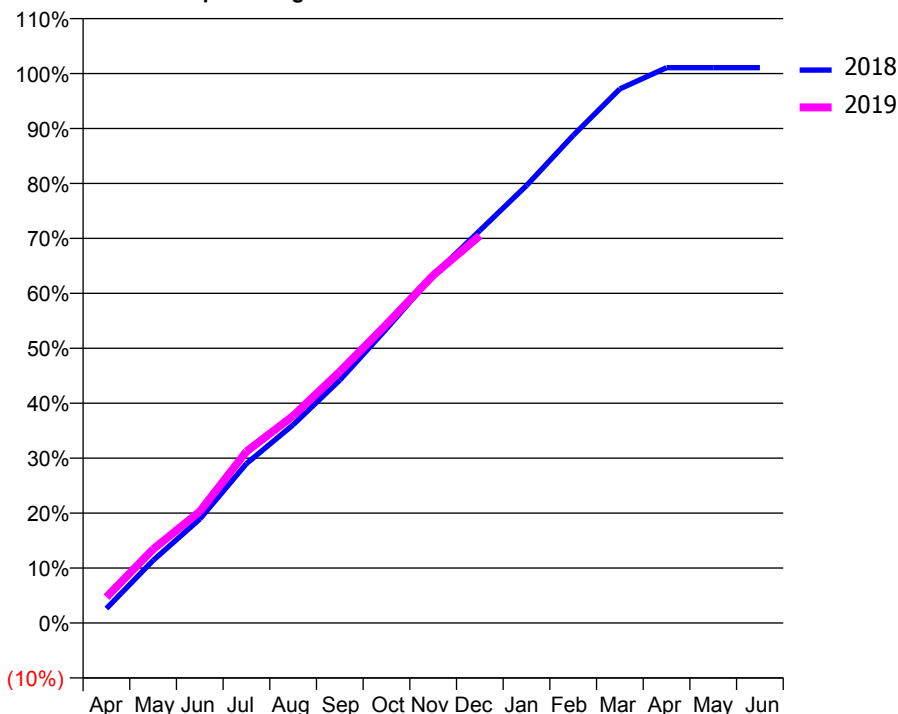
ACCESS*

Patients seen in 24 months	Total	Change since previous quarter
Quarter ending December 2017	9,100	
Quarter ending March 2018	9,153	→
Quarter ending June 2018	9,231	→
Quarter ending September 2018	9,276	→
Quarter ending December 2018	9,353	→
Variance since December 2017	2.8%	↑



ACTIVITY

Cumulative percentage of contracted UDA delivered 2018 & 2019



Month	Adjusted Scheduled Activity (UDA)	
	2018	2019
April	674	1,207
May	2,915	3,437
June	4,841	5,193
July	7,420	7,985
August	9,225	9,643
September	11,306	11,705
October	13,696	13,906
November	16,182	16,187
December	18,273	18,031
January	20,368	
February	22,698	
March	24,867	
April	25,856	
May	25,854	
June	25,853	

QUALITY

	Quantity	Base Number	Contract	AT	Region	England
% of FP17s for the same patient ID Re-attending within 3 months - Children	129	2,286	5.6%	9.5%	12.3%	11.8%
% of FP17s for the same patient ID Re-attending within 3 months - Adults	957	8,895	10.8%	12.8%	15.8%	15.6%
% of FP17s for the same patient ID Re-attending between 3 & 9 months - Children	1,710	2,286	74.8%	62.9%	60.1%	58.8%
% of FP17s for the same patient ID Re-attending between 3 & 9 months - Adults	5,632	8,895	63.3%	54.6%	53.3%	51.0%
% of FP17s for Band 1 Urgent Courses	733	10,635	6.9%	7.5%	9.0%	9.0%
% of FP17s Relating to Free Repair or Replacements	86	10,635	0.8%	0.9%	1.0%	0.8%
% of FP17s Relating to Continuations	92	10,635	0.9%	0.9%	1.0%	0.9%
% of Patients satisfied with the dentistry they have received	14	14	100.0%	93.6%	93.8%	93.2%
% of Patients satisfied with the time they had to wait for an appointment	11	14	78.6%	89.5%	89.4%	88.3%

* This is based on patients treated on this contract for their most recent course of treatment. Figures in italics indicate the base number of FP17s or Patient Questionnaire responses are less than 100. N/A is shown where the base number of responses is less than 10 during the period. % is calculated as Quantity/Base number*100

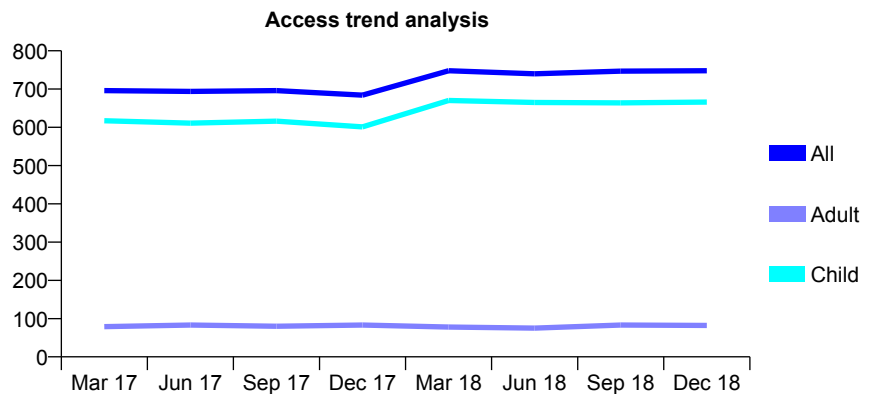
Q50 - Vital Signs At a Glance Contract Report for 239534/0001 - December 2018

Name or company name	MR JE MARTIN
Contract type name	GDS Contract
Purpose of contract	General
Contract start date	01/04/2006
Contract end date	

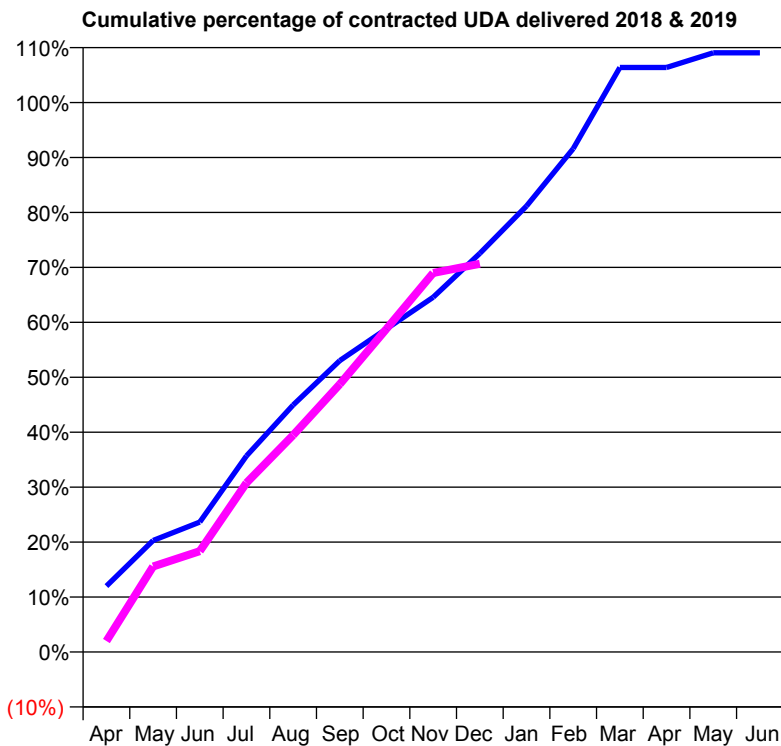
18/19 Contracted general activity (UDA)	1,442
Carry forward general activity (UDA)	-29
18/19 Contracted orthodontic activity (UOA)	0
Carry forward orthodontic activity (UOA)	0
Baseline contract value	£51,710.43

ACCESS*

Patients seen in 24 months	Total	Change since previous quarter
Quarter ending December 2017	684	
Quarter ending March 2018	748	↑
Quarter ending June 2018	740	↓
Quarter ending September 2018	747	→
Quarter ending December 2018	748	→
Variance since December 2017	9.4%	↑



ACTIVITY



Month	Adjusted Scheduled Activity (UDA)	
	2018	2019
April	173	29
May	293	224
June	341	265
July	514	444
August	648	569
September	765	703
October	848	848
November	931	995
December	1,046	1,019
January	1,170	
February	1,321	
March	1,534	
April	1,534	
May	1,572	
June	1,572	

QUALITY

	Quantity	Base Number	Contract	AT	Region	England
% of FP17s for the same patient ID Re-attending within 3 months - Children	53	785	6.8%	9.5%	12.3%	11.8%
% of FP17s for the same patient ID Re-attending within 3 months - Adults	0	27	0.0%	12.8%	15.8%	15.6%
% of FP17s for the same patient ID Re-attending between 3 & 9 months - Children	602	785	76.7%	62.9%	60.1%	58.8%
% of FP17s for the same patient ID Re-attending between 3 & 9 months - Adults	19	27	70.4%	54.6%	53.3%	51.0%
% of FP17s for Band 1 Urgent Courses	24	764	3.1%	7.5%	9.0%	9.0%
% of FP17s Relating to Free Repair or Replacements	0	764	0.0%	0.9%	1.0%	0.8%
% of FP17s Relating to Continuations	0	764	0.0%	0.9%	1.0%	0.9%
% of Patients satisfied with the dentistry they have received	0	0	N/A	93.6%	93.8%	93.2%
% of Patients satisfied with the time they had to wait for an appointment	0	0	N/A	89.5%	89.4%	88.3%

* This is based on patients treated on this contract for their most recent course of treatment. Figures in italics indicate the base number of FP17s or Patient Questionnaire responses are less than 100. N/A is shown where the base number of responses is less than 10 during the period. % is calculated as Quantity/Base number*100

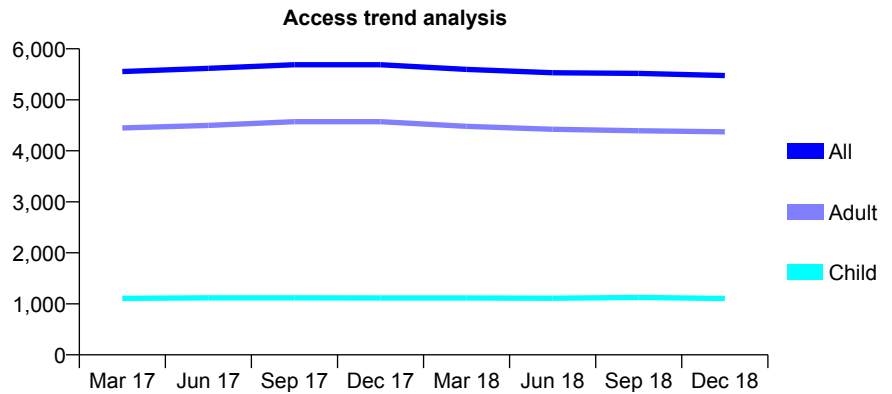
Q50 - Vital Signs At a Glance Contract Report for 243892/0002 - December 2018

Name or company name	MR JA MCCOURT
Contract type name	GDS Contract
Purpose of contract	General
Contract start date	01/04/2006
Contract end date	

18/19 Contracted general activity (UDA)	18,750
Carry forward general activity (UDA)	0
18/19 Contracted orthodontic activity (UOA)	0
Carry forward orthodontic activity (UOA)	0
Baseline contract value	£556,197.31

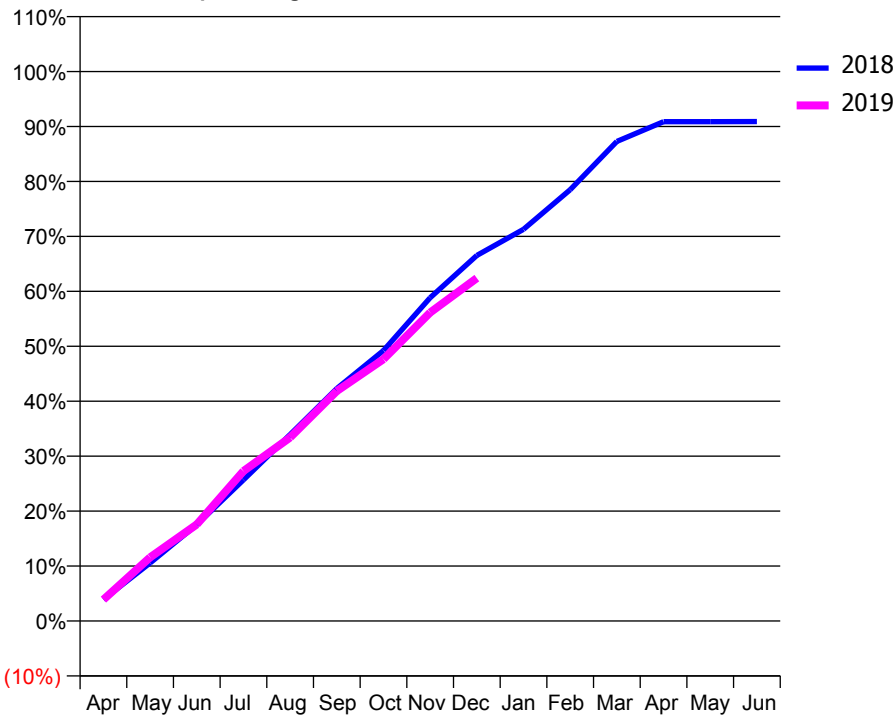
ACCESS*

Patients seen in 24 months	Total	Change since previous quarter
Quarter ending December 2017	5,687	
Quarter ending March 2018	5,595	↓
Quarter ending June 2018	5,530	↓
Quarter ending September 2018	5,518	→
Quarter ending December 2018	5,476	→
Variance since December 2017	(3.7%)	↓



ACTIVITY

Cumulative percentage of contracted UDA delivered 2018 & 2019



Month	2018	2019
April	736	732
May	1,983	2,172
June	3,288	3,297
July	4,818	5,115
August	6,365	6,263
September	7,934	7,845
October	9,228	8,932
November	11,033	10,525
December	12,472	11,703
January	13,364	
February	14,718	
March	16,363	
April	17,036	
May	17,039	
June	17,041	

QUALITY

	Quantity	Base Number	Contract	AT	Region	England
% of FP17s for the same patient ID Re-attending within 3 months - Children	66	1,435	4.6%	9.5%	12.3%	11.8%
% of FP17s for the same patient ID Re-attending within 3 months - Adults	466	5,036	9.3%	12.8%	15.8%	15.6%
% of FP17s for the same patient ID Re-attending between 3 & 9 months - Children	1,114	1,435	77.6%	62.9%	60.1%	58.8%
% of FP17s for the same patient ID Re-attending between 3 & 9 months - Adults	3,694	5,036	73.4%	54.6%	53.3%	51.0%
% of FP17s for Band 1 Urgent Courses	138	6,109	2.3%	7.5%	9.0%	9.0%
% of FP17s Relating to Free Repair or Replacements	61	6,109	1.0%	0.9%	1.0%	0.8%
% of FP17s Relating to Continuations	65	6,109	1.1%	0.9%	1.0%	0.9%
% of Patients satisfied with the dentistry they have received	4	5	N/A	93.6%	93.8%	93.2%
% of Patients satisfied with the time they had to wait for an appointment	4	5	N/A	89.5%	89.4%	88.3%

* This is based on patients treated on this contract for their most recent course of treatment. Figures in italics indicate the base number of FP17s or Patient Questionnaire responses are less than 100. N/A is shown where the base number of responses is less than 10 during the period. % is calculated as Quantity/Base number*100

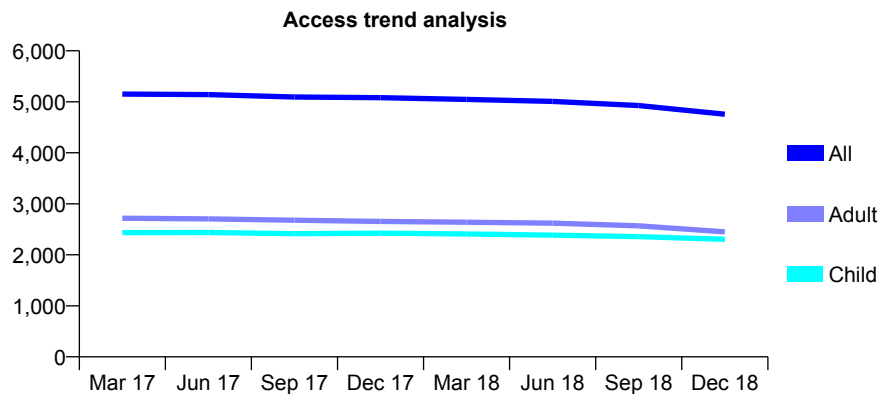
Q50 - Vital Signs At a Glance Contract Report for 278564/0001 - December 2018

Name or company name	MR K LEESON
Contract type name	GDS Contract
Purpose of contract	General
Contract start date	14/01/2008
Contract end date	

18/19 Contracted general activity (UDA)	9,708
Carry forward general activity (UDA)	292
18/19 Contracted orthodontic activity (UOA)	0
Carry forward orthodontic activity (UOA)	0
Baseline contract value	£296,176.50

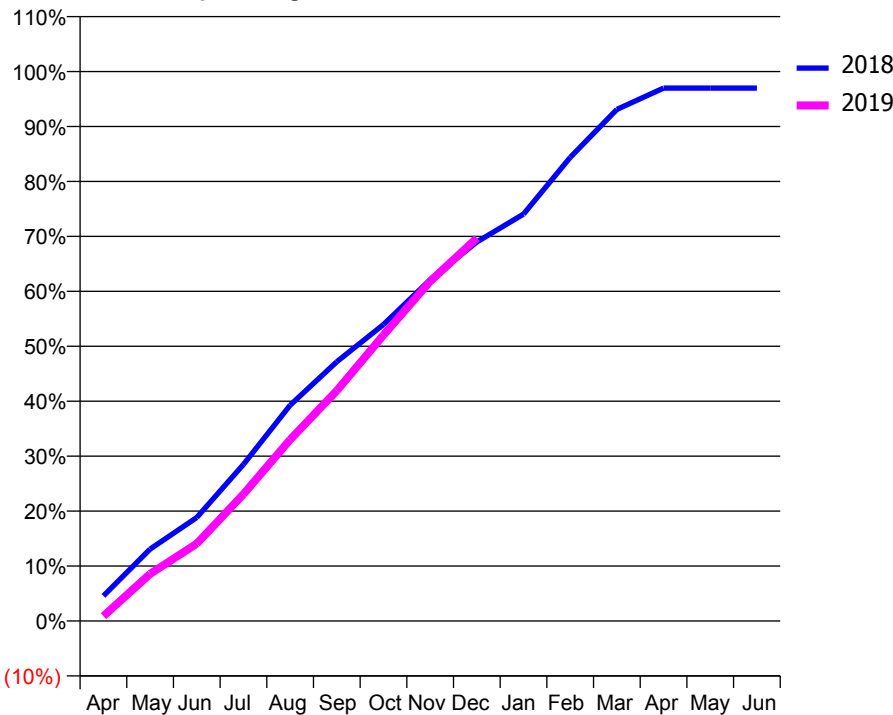
ACCESS*

Patients seen in 24 months	Total	Change since previous quarter
Quarter ending December 2017	5,080	
Quarter ending March 2018	5,047	→
Quarter ending June 2018	5,007	→
Quarter ending September 2018	4,927	↓
Quarter ending December 2018	4,757	↓
Variance since December 2017	(6.4%)	↓



ACTIVITY

Cumulative percentage of contracted UDA delivered 2018 & 2019



Adjusted Scheduled Activity (UDA)		
Month	2018	2019
April	445	85
May	1,272	833
June	1,830	1,368
July	2,766	2,242
August	3,812	3,204
September	4,581	4,070
October	5,238	5,052
November	6,030	6,001
December	6,696	6,766
January	7,189	
February	8,190	
March	9,038	
April	9,416	
May	9,416	
June	9,416	

QUALITY

	Quantity	Base Number	Contract	AT	Region	England
% of FP17s for the same patient ID Re-attending within 3 months - Children	266	3,170	8.4%	9.5%	12.3%	11.8%
% of FP17s for the same patient ID Re-attending within 3 months - Adults	467	2,856	16.4%	12.8%	15.8%	15.6%
% of FP17s for the same patient ID Re-attending between 3 & 9 months - Children	2,377	3,170	75.0%	62.9%	60.1%	58.8%
% of FP17s for the same patient ID Re-attending between 3 & 9 months - Adults	1,994	2,856	69.8%	54.6%	53.3%	51.0%
% of FP17s for Band 1 Urgent Courses	218	4,748	4.6%	7.5%	9.0%	9.0%
% of FP17s Relating to Free Repair or Replacements	22	4,748	0.5%	0.9%	1.0%	0.8%
% of FP17s Relating to Continuations	34	4,748	0.7%	0.9%	1.0%	0.9%
% of Patients satisfied with the dentistry they have received	3	3	N/A	93.6%	93.8%	93.2%
% of Patients satisfied with the time they had to wait for an appointment	3	3	N/A	89.5%	89.4%	88.3%

* This is based on patients treated on this contract for their most recent course of treatment. Figures in italics indicate the base number of FP17s or Patient Questionnaire responses are less than 100. N/A is shown where the base number of responses is less than 10 during the period. % is calculated as Quantity/Base number*100

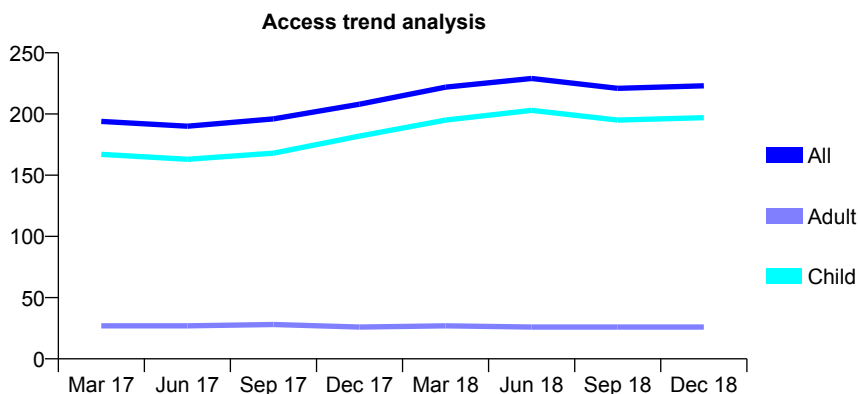
Q50 - Vital Signs At a Glance Contract Report for 309850/0001 - December 2018

Name or company name	MR JJ SCARLETT
Contract type name	GDS Contract
Purpose of contract	General
Contract start date	01/04/2006
Contract end date	

18/19 Contracted general activity (UDA)	572
Carry forward general activity (UDA)	11
18/19 Contracted orthodontic activity (UOA)	0
Carry forward orthodontic activity (UOA)	0
Baseline contract value	£13,553.85

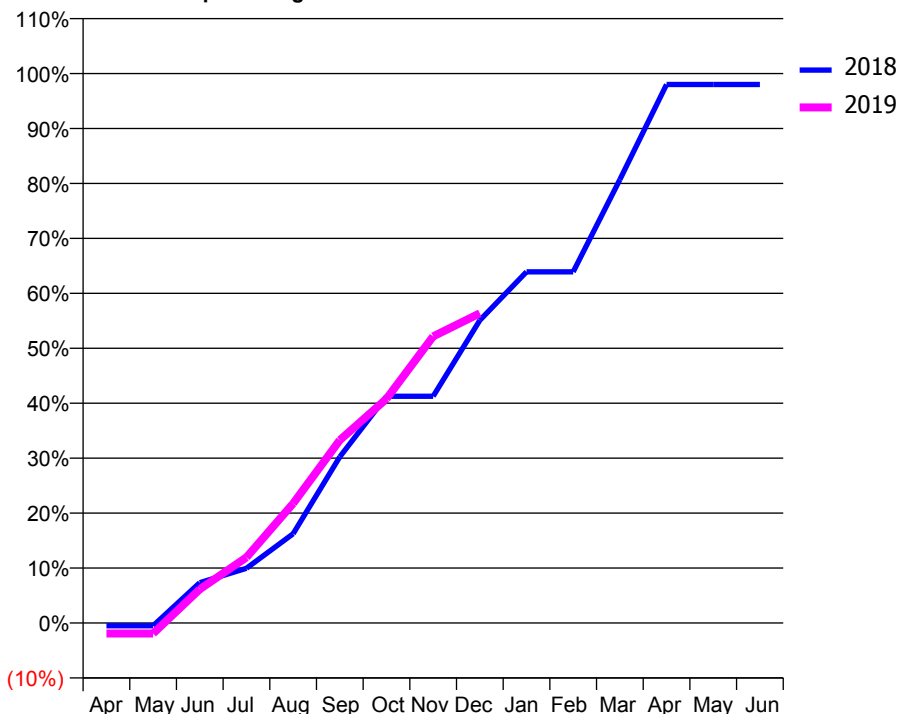
ACCESS*

Patients seen in 24 months	Total	Change since previous quarter
Quarter ending December 2017	208	
Quarter ending March 2018	222	↑
Quarter ending June 2018	229	↑
Quarter ending September 2018	221	↓
Quarter ending December 2018	223	→
Variance since December 2017	7.2%	↑



ACTIVITY

Cumulative percentage of contracted UDA delivered 2018 & 2019



Month	Adjusted Scheduled Activity (UDA)	
	2018	2019
April	-3	-11
May	-3	-11
June	42	35
July	57	68
August	93	124
September	173	190
October	236	233
November	236	298
December	315	322
January	366	
February	366	
March	462	
April	561	
May	561	
June	561	

QUALITY

	Quantity	Base Number	Contract	AT	Region	England
% of FP17s for the same patient ID Re-attending within 3 months - Children	17	237	7.2%	9.5%	12.3%	11.8%
% of FP17s for the same patient ID Re-attending within 3 months - Adults	0	13	0.0%	12.8%	15.8%	15.6%
% of FP17s for the same patient ID Re-attending between 3 & 9 months - Children	166	237	70.0%	62.9%	60.1%	58.8%
% of FP17s for the same patient ID Re-attending between 3 & 9 months - Adults	11	13	84.6%	54.6%	53.3%	51.0%
% of FP17s for Band 1 Urgent Courses	2	189	1.1%	7.5%	9.0%	9.0%
% of FP17s Relating to Free Repair or Replacements	0	189	0.0%	0.9%	1.0%	0.8%
% of FP17s Relating to Continuations	0	189	0.0%	0.9%	1.0%	0.9%
% of Patients satisfied with the dentistry they have received	0	0	N/A	93.6%	93.8%	93.2%
% of Patients satisfied with the time they had to wait for an appointment	0	0	N/A	89.5%	89.4%	88.3%

* This is based on patients treated on this contract for their most recent course of treatment. Figures in italics indicate the base number of FP17s or Patient Questionnaire responses are less than 100. N/A is shown where the base number of responses is less than 10 during the period. % is calculated as Quantity/Base number*100

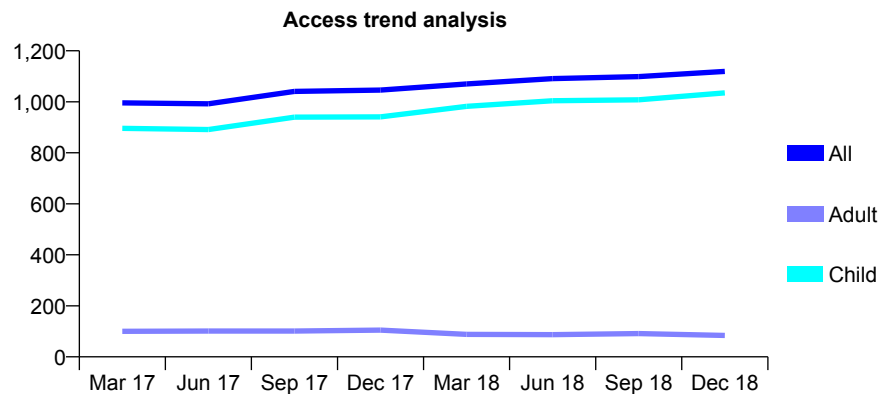
Q50 - Vital Signs At a Glance Contract Report for 321524/0001 - December 2018

Name or company name	MR ML LUND
Contract type name	GDS Contract
Purpose of contract	General
Contract start date	01/04/2006
Contract end date	

18/19 Contracted general activity (UDA)	2,362
Carry forward general activity (UDA)	16
18/19 Contracted orthodontic activity (UOA)	0
Carry forward orthodontic activity (UOA)	0
Baseline contract value	£73,904.53

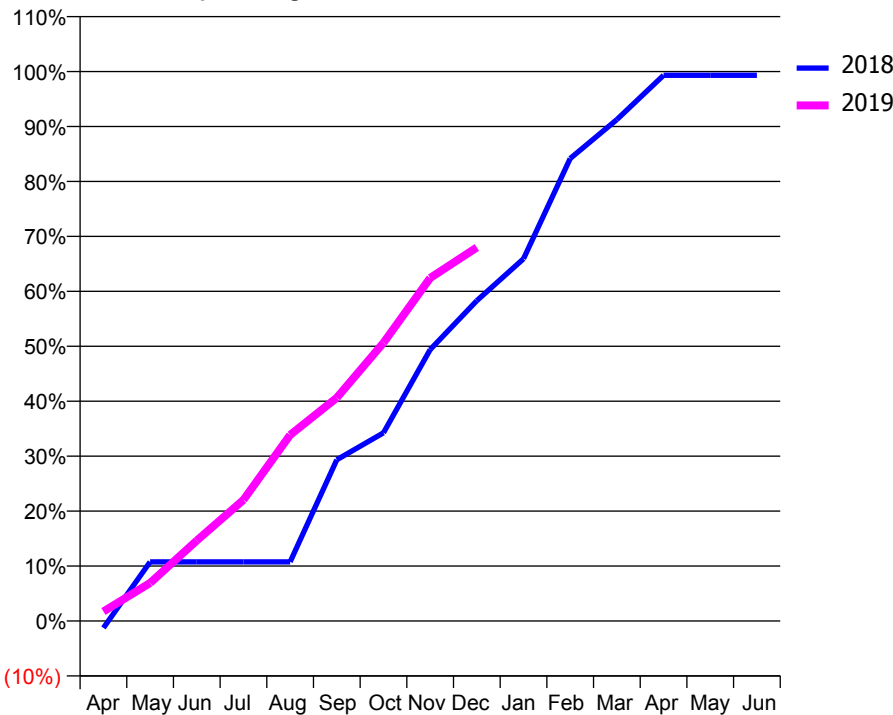
ACCESS*

Patients seen in 24 months	Total	Change since previous quarter
Quarter ending December 2017	1,046	
Quarter ending March 2018	1,070	↑
Quarter ending June 2018	1,091	→
Quarter ending September 2018	1,099	→
Quarter ending December 2018	1,119	→
Variance since December 2017	7.0%	↑



ACTIVITY

Cumulative percentage of contracted UDA delivered 2018 & 2019



Month	Adjusted Scheduled Activity (UDA)	
	2018	2019
April	-30	41
May	254	164
June	254	346
July	254	521
August	254	800
September	693	960
October	809	1,196
November	1,167	1,475
December	1,377	1,606
January	1,557	
February	1,988	
March	2,155	
April	2,346	
May	2,346	
June	2,346	

QUALITY

	Quantity	Base Number	Contract	AT	Region	England
% of FP17s for the same patient ID Re-attending within 3 months - Children	94	1,376	6.8%	9.5%	12.3%	11.8%
% of FP17s for the same patient ID Re-attending within 3 months - Adults	0	0	N/A	12.8%	15.8%	15.6%
% of FP17s for the same patient ID Re-attending between 3 & 9 months - Children	1,001	1,376	72.7%	62.9%	60.1%	58.8%
% of FP17s for the same patient ID Re-attending between 3 & 9 months - Adults	0	0	N/A	54.6%	53.3%	51.0%
% of FP17s for Band 1 Urgent Courses	25	1,246	2.0%	7.5%	9.0%	9.0%
% of FP17s Relating to Free Repair or Replacements	0	1,246	0.0%	0.9%	1.0%	0.8%
% of FP17s Relating to Continuations	0	1,246	0.0%	0.9%	1.0%	0.9%
% of Patients satisfied with the dentistry they have received	1	1	N/A	93.6%	93.8%	93.2%
% of Patients satisfied with the time they had to wait for an appointment	1	1	N/A	89.5%	89.4%	88.3%

* This is based on patients treated on this contract for their most recent course of treatment. Figures in italics indicate the base number of FP17s or Patient Questionnaire responses are less than 100. N/A is shown where the base number of responses is less than 10 during the period. % is calculated as Quantity/Base number*100

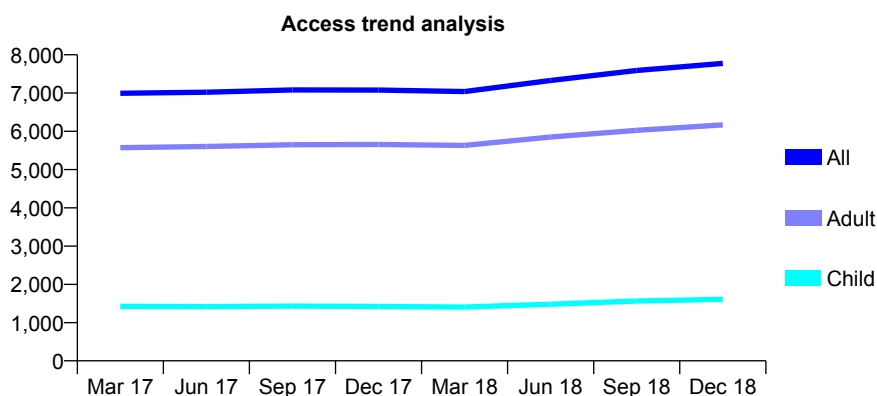
Q50 - Vital Signs At a Glance Contract Report for 328170/0001 - December 2018

Name or company name	MR CD AYER
Contract type name	GDS Contract
Purpose of contract	General
Contract start date	01/04/2006
Contract end date	

18/19 Contracted general activity (UDA)	22,000
Carry forward general activity (UDA)	0
18/19 Contracted orthodontic activity (UOA)	0
Carry forward orthodontic activity (UOA)	0
Baseline contract value	£632,703.48

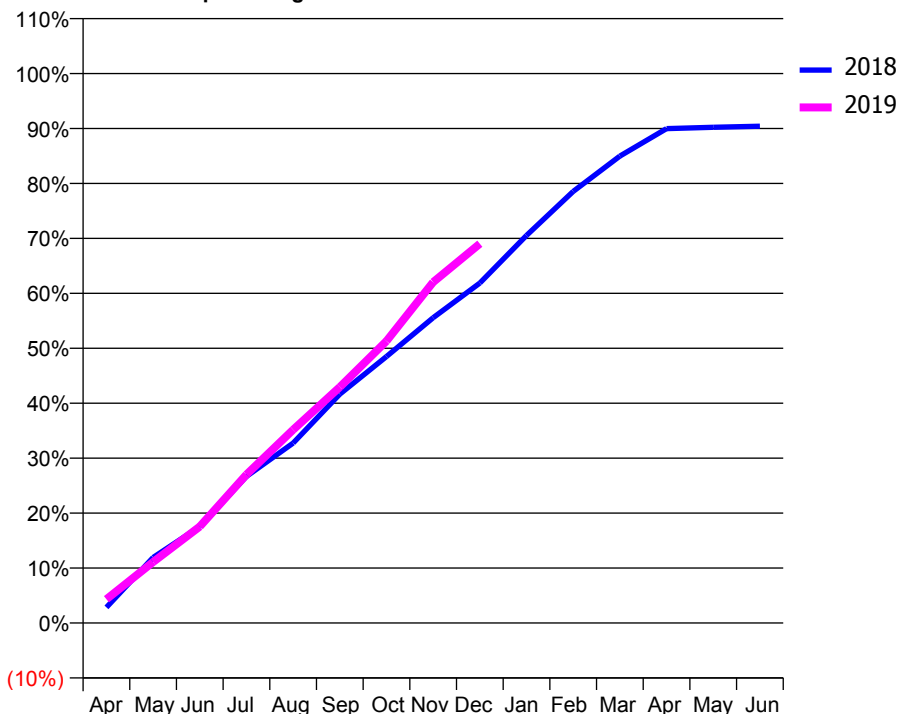
ACCESS*

Patients seen in 24 months	Total	Change since previous quarter
Quarter ending December 2017	7,077	
Quarter ending March 2018	7,039	→
Quarter ending June 2018	7,330	↑
Quarter ending September 2018	7,590	↑
Quarter ending December 2018	7,774	↑
Variance since December 2017	9.8%	↑



ACTIVITY

Cumulative percentage of contracted UDA delivered 2018 & 2019



Month	Adjusted Scheduled Activity (UDA)	
	2018	2019
April	630	953
May	2,627	2,442
June	3,865	3,865
July	5,871	5,943
August	7,207	7,740
September	9,162	9,445
October	10,671	11,291
November	12,224	13,651
December	13,610	15,186
January	15,516	
February	17,278	
March	18,696	
April	19,794	
May	19,845	
June	19,887	

QUALITY

	Quantity	Base Number	Contract	AT	Region	England
% of FP17s for the same patient ID Re-attending within 3 months - Children	137	2,006	6.8%	9.5%	12.3%	11.8%
% of FP17s for the same patient ID Re-attending within 3 months - Adults	503	6,479	7.8%	12.8%	15.8%	15.6%
% of FP17s for the same patient ID Re-attending between 3 & 9 months - Children	1,155	2,006	57.6%	62.9%	60.1%	58.8%
% of FP17s for the same patient ID Re-attending between 3 & 9 months - Adults	3,530	6,479	54.5%	54.6%	53.3%	51.0%
% of FP17s for Band 1 Urgent Courses	371	7,879	4.7%	7.5%	9.0%	9.0%
% of FP17s Relating to Free Repair or Replacements	27	7,879	0.3%	0.9%	1.0%	0.8%
% of FP17s Relating to Continuations	12	7,879	0.2%	0.9%	1.0%	0.9%
% of Patients satisfied with the dentistry they have received	0	0	N/A	93.6%	93.8%	93.2%
% of Patients satisfied with the time they had to wait for an appointment	0	0	N/A	89.5%	89.4%	88.3%

* This is based on patients treated on this contract for their most recent course of treatment. Figures in italics indicate the base number of FP17s or Patient Questionnaire responses are less than 100. N/A is shown where the base number of responses is less than 10 during the period. % is calculated as Quantity/Base number*100

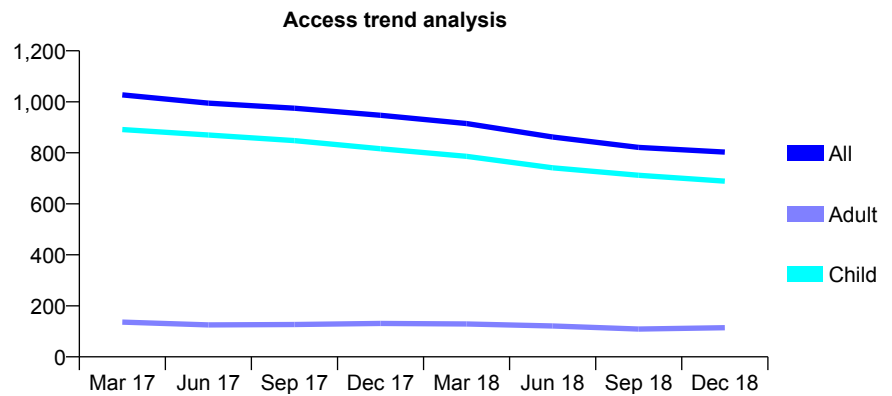
Q50 - Vital Signs At a Glance Contract Report for 334855/0001 - December 2018

Name or company name	The Smile Rooms Dental Practice
Contract type name	GDS Contract
Purpose of contract	General
Contract start date	01/04/2007
Contract end date	

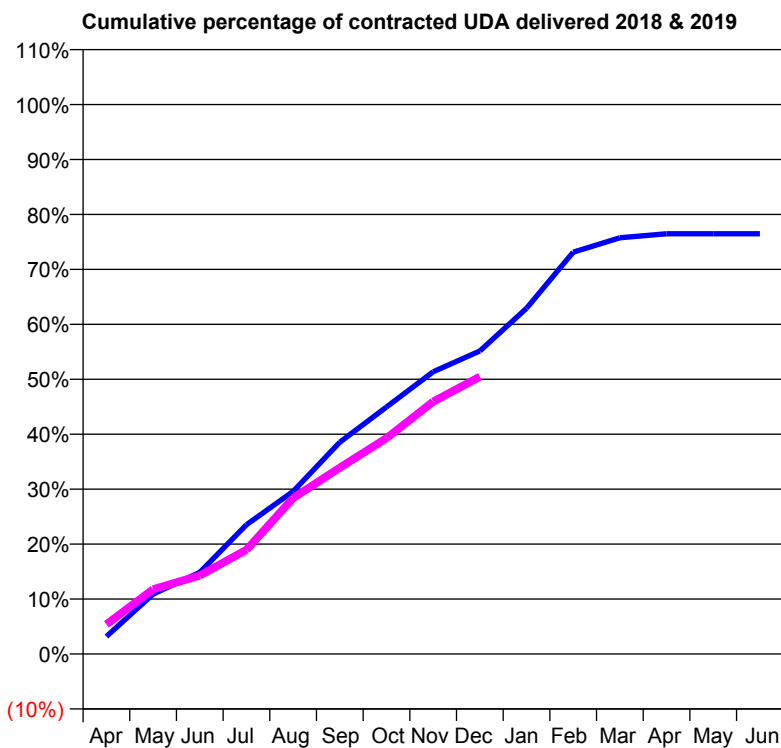
18/19 Contracted general activity (UDA)	2,200
Carry forward general activity (UDA)	0
18/19 Contracted orthodontic activity (UOA)	0
Carry forward orthodontic activity (UOA)	0
Baseline contract value	£49,825.04

ACCESS*

Patients seen in 24 months	Total	Change since previous quarter
Quarter ending December 2017	947	
Quarter ending March 2018	915	↓
Quarter ending June 2018	862	↓
Quarter ending September 2018	821	↓
Quarter ending December 2018	803	↓
Variance since December 2017	(15.2%)	↓



ACTIVITY



Month	Adjusted Scheduled Activity (UDA)	
	2018	2019
April	70	119
May	240	259
June	327	314
July	517	417
August	651	624
September	848	746
October	989	864
November	1,130	1,010
December	1,213	1,110
January	1,384	
February	1,609	
March	1,667	
April	1,683	
May	1,683	
June	1,683	

QUALITY

	Quantity	Base Number	Contract	AT	Region	England
% of FP17s for the same patient ID Re-attending within 3 months - Children	64	808	7.9%	9.5%	12.3%	11.8%
% of FP17s for the same patient ID Re-attending within 3 months - Adults	3	37	8.1%	12.8%	15.8%	15.6%
% of FP17s for the same patient ID Re-attending between 3 & 9 months - Children	619	808	76.6%	62.9%	60.1%	58.8%
% of FP17s for the same patient ID Re-attending between 3 & 9 months - Adults	27	37	73.0%	54.6%	53.3%	51.0%
% of FP17s for Band 1 Urgent Courses	1	835	0.1%	7.5%	9.0%	9.0%
% of FP17s Relating to Free Repair or Replacements	0	835	0.0%	0.9%	1.0%	0.8%
% of FP17s Relating to Continuations	1	835	0.1%	0.9%	1.0%	0.9%
% of Patients satisfied with the dentistry they have received	0	0	N/A	93.6%	93.8%	93.2%
% of Patients satisfied with the time they had to wait for an appointment	0	0	N/A	89.5%	89.4%	88.3%

* This is based on patients treated on this contract for their most recent course of treatment. Figures in italics indicate the base number of FP17s or Patient Questionnaire responses are less than 100. N/A is shown where the base number of responses is less than 10 during the period. % is calculated as Quantity/Base number*100

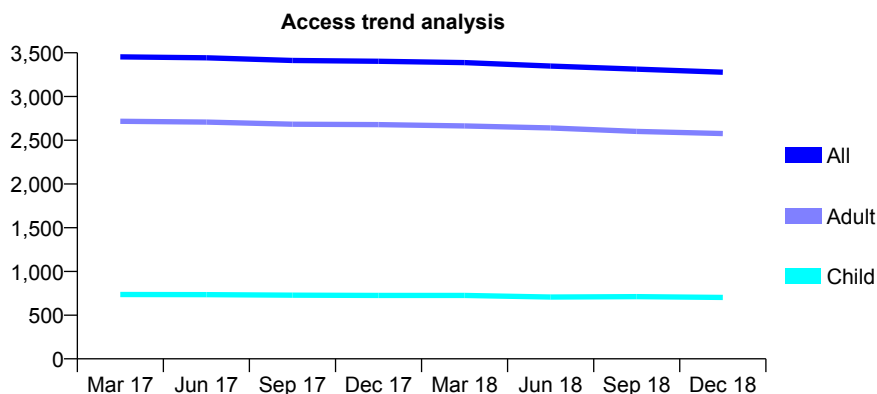
Q50 - Vital Signs At a Glance Contract Report for 336998/0001 - December 2018

Name or company name	MR C LANGLEY
Contract type name	GDS Contract
Purpose of contract	General
Contract start date	01/04/2006
Contract end date	

18/19 Contracted general activity (UDA)	9,000
Carry forward general activity (UDA)	59
18/19 Contracted orthodontic activity (UOA)	0
Carry forward orthodontic activity (UOA)	0
Baseline contract value	£252,590.32

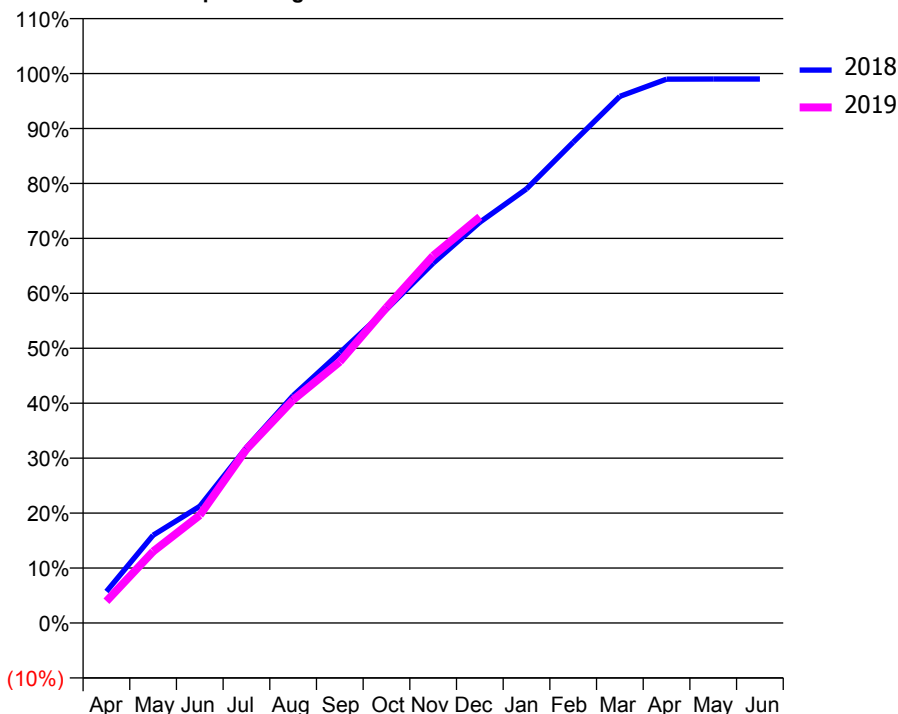
ACCESS*

Patients seen in 24 months	Total	Change since previous quarter
Quarter ending December 2017	3,403	
Quarter ending March 2018	3,388	→
Quarter ending June 2018	3,348	↓
Quarter ending September 2018	3,313	↓
Quarter ending December 2018	3,278	↓
Variance since December 2017	(3.7%)	↓



ACTIVITY

Cumulative percentage of contracted UDA delivered 2018 & 2019



Month	Adjusted Scheduled Activity (UDA)	
	2018	2019
April	560	358
May	1,560	1,172
June	2,074	1,767
July	3,120	2,847
August	4,042	3,654
September	4,802	4,279
October	5,576	5,168
November	6,395	6,015
December	7,122	6,651
January	7,715	
February	8,543	
March	9,359	
April	9,666	
May	9,667	
June	9,668	

QUALITY

	Quantity	Base Number	Contract	AT	Region	England
% of FP17s for the same patient ID Re-attending within 3 months - Children	69	888	7.8%	9.5%	12.3%	11.8%
% of FP17s for the same patient ID Re-attending within 3 months - Adults	578	3,468	16.7%	12.8%	15.8%	15.6%
% of FP17s for the same patient ID Re-attending between 3 & 9 months - Children	607	888	68.4%	62.9%	60.1%	58.8%
% of FP17s for the same patient ID Re-attending between 3 & 9 months - Adults	2,288	3,468	66.0%	54.6%	53.3%	51.0%
% of FP17s for Band 1 Urgent Courses	413	4,182	9.9%	7.5%	9.0%	9.0%
% of FP17s Relating to Free Repair or Replacements	14	4,182	0.3%	0.9%	1.0%	0.8%
% of FP17s Relating to Continuations	80	4,182	1.9%	0.9%	1.0%	0.9%
% of Patients satisfied with the dentistry they have received	3	3	N/A	93.6%	93.8%	93.2%
% of Patients satisfied with the time they had to wait for an appointment	3	3	N/A	89.5%	89.4%	88.3%

* This is based on patients treated on this contract for their most recent course of treatment. Figures in italics indicate the base number of FP17s or Patient Questionnaire responses are less than 100. N/A is shown where the base number of responses is less than 10 during the period. % is calculated as Quantity/Base number*100

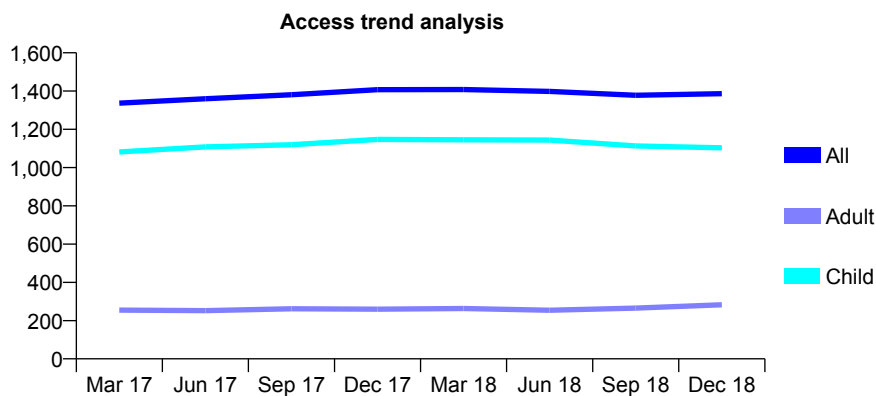
Q50 - Vital Signs At a Glance Contract Report for 352004/0003 - December 2018

Name or company name	MR JG MURRAY
Contract type name	GDS Contract
Purpose of contract	General
Contract start date	01/04/2014
Contract end date	

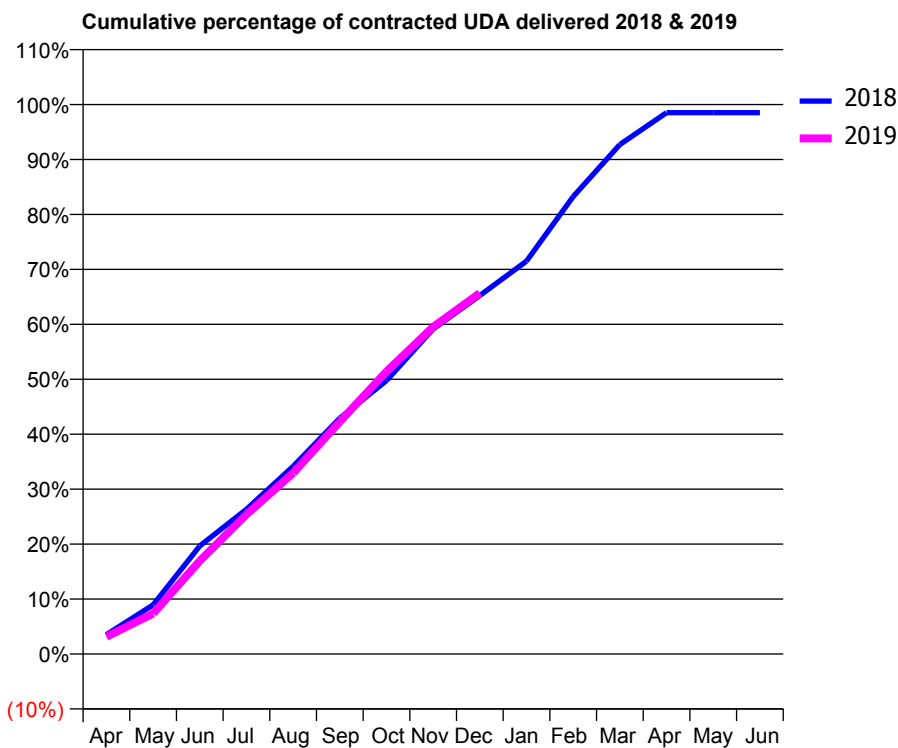
18/19 Contracted general activity (UDA)	2,811
Carry forward general activity (UDA)	42
18/19 Contracted orthodontic activity (UOA)	0
Carry forward orthodontic activity (UOA)	0
Baseline contract value	£90,044.95

ACCESS*

Patients seen in 24 months	Total	Change since previous quarter
Quarter ending December 2017	1,407	
Quarter ending March 2018	1,408	→
Quarter ending June 2018	1,398	→
Quarter ending September 2018	1,378	↓
Quarter ending December 2018	1,386	→
Variance since December 2017	(1.5%)	↓



ACTIVITY



Month	Adjusted Scheduled Activity (UDA)	
	2018	2019
April	99	88
May	252	207
June	553	477
July	740	714
August	960	926
September	1,206	1,188
October	1,399	1,445
November	1,663	1,673
December	1,834	1,846
January	2,010	
February	2,340	
March	2,606	
April	2,769	
May	2,769	
June	2,769	

QUALITY

	Quantity	Base Number	Contract	AT	Region	England
% of FP17s for the same patient ID Re-attending within 3 months - Children	89	1,386	6.4%	9.5%	12.3%	11.8%
% of FP17s for the same patient ID Re-attending within 3 months - Adults	23	157	14.6%	12.8%	15.8%	15.6%
% of FP17s for the same patient ID Re-attending between 3 & 9 months - Children	961	1,386	69.3%	62.9%	60.1%	58.8%
% of FP17s for the same patient ID Re-attending between 3 & 9 months - Adults	93	157	59.2%	54.6%	53.3%	51.0%
% of FP17s for Band 1 Urgent Courses	47	1,431	3.3%	7.5%	9.0%	9.0%
% of FP17s Relating to Free Repair or Replacements	0	1,431	0.0%	0.9%	1.0%	0.8%
% of FP17s Relating to Continuations	3	1,431	0.2%	0.9%	1.0%	0.9%
% of Patients satisfied with the dentistry they have received	0	0	N/A	93.6%	93.8%	93.2%
% of Patients satisfied with the time they had to wait for an appointment	0	0	N/A	89.5%	89.4%	88.3%

* This is based on patients treated on this contract for their most recent course of treatment. Figures in italics indicate the base number of FP17s or Patient Questionnaire responses are less than 100. N/A is shown where the base number of responses is less than 10 during the period. % is calculated as Quantity/Base number*100

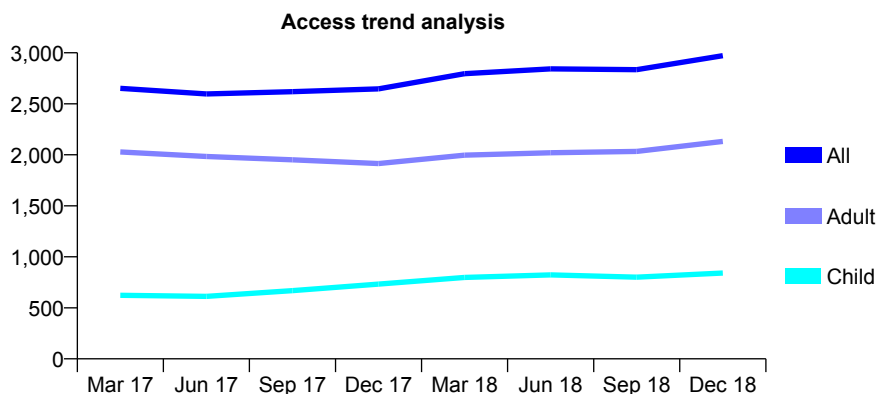
Q50 - Vital Signs At a Glance Contract Report for 358231/0003 - December 2018

Name or company name	Falsgrave Dental Surgery
Contract type name	GDS Contract
Purpose of contract	General
Contract start date	01/07/2011
Contract end date	

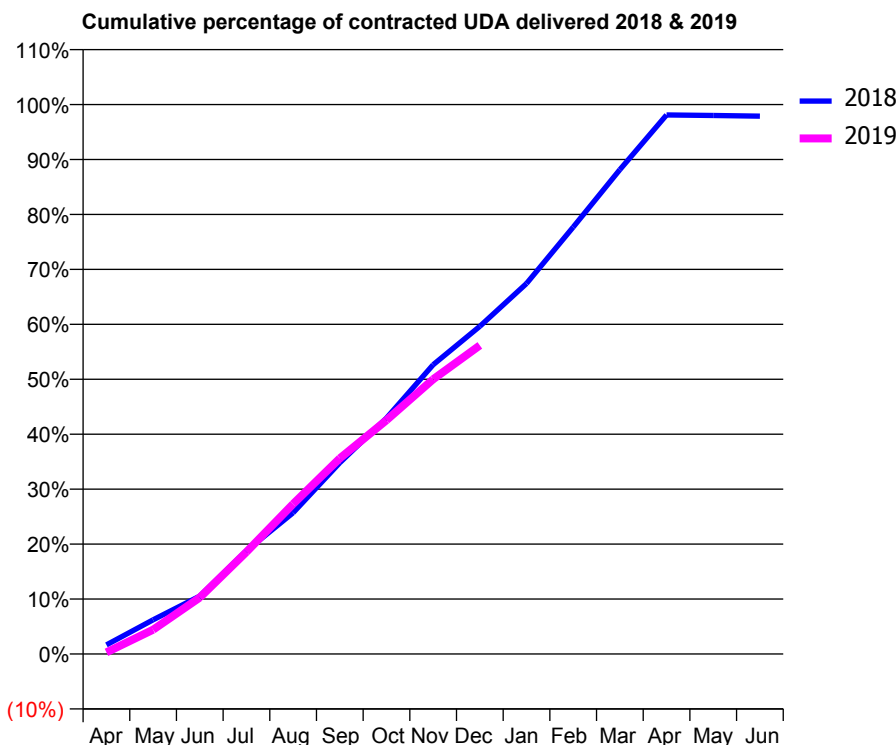
18/19 Contracted general activity (UDA)	10,769
Carry forward general activity (UDA)	227
18/19 Contracted orthodontic activity (UOA)	0
Carry forward orthodontic activity (UOA)	0
Baseline contract value	£339,482.49

ACCESS*

Patients seen in 24 months	Total	Change since previous quarter
Quarter ending December 2017	2,647	
Quarter ending March 2018	2,795	↑
Quarter ending June 2018	2,843	→
Quarter ending September 2018	2,834	→
Quarter ending December 2018	2,972	↑
Variance since December 2017	12.3%	↑



ACTIVITY



Month	Adjusted Scheduled Activity (UDA)	
	2018	2019
April	178	33
May	670	476
June	1,136	1,106
July	2,025	2,001
August	2,769	2,942
September	3,749	3,834
October	4,624	4,584
November	5,669	5,385
December	6,422	6,049
January	7,261	
February	8,366	
March	9,492	
April	10,564	
May	10,555	
June	10,542	

QUALITY

	Quantity	Base Number	Contract	AT	Region	England
% of FP17s for the same patient ID Re-attending within 3 months - Children	71	1,007	7.1%	9.5%	12.3%	11.8%
% of FP17s for the same patient ID Re-attending within 3 months - Adults	285	2,395	11.9%	12.8%	15.8%	15.6%
% of FP17s for the same patient ID Re-attending between 3 & 9 months - Children	616	1,007	61.2%	62.9%	60.1%	58.8%
% of FP17s for the same patient ID Re-attending between 3 & 9 months - Adults	1,352	2,395	56.5%	54.6%	53.3%	51.0%
% of FP17s for Band 1 Urgent Courses	304	2,985	10.2%	7.5%	9.0%	9.0%
% of FP17s Relating to Free Repair or Replacements	47	2,985	1.6%	0.9%	1.0%	0.8%
% of FP17s Relating to Continuations	6	2,985	0.2%	0.9%	1.0%	0.9%
% of Patients satisfied with the dentistry they have received	4	4	N/A	93.6%	93.8%	93.2%
% of Patients satisfied with the time they had to wait for an appointment	3	4	N/A	89.5%	89.4%	88.3%

* This is based on patients treated on this contract for their most recent course of treatment. Figures in italics indicate the base number of FP17s or Patient Questionnaire responses are less than 100. N/A is shown where the base number of responses is less than 10 during the period. % is calculated as Quantity/Base number*100

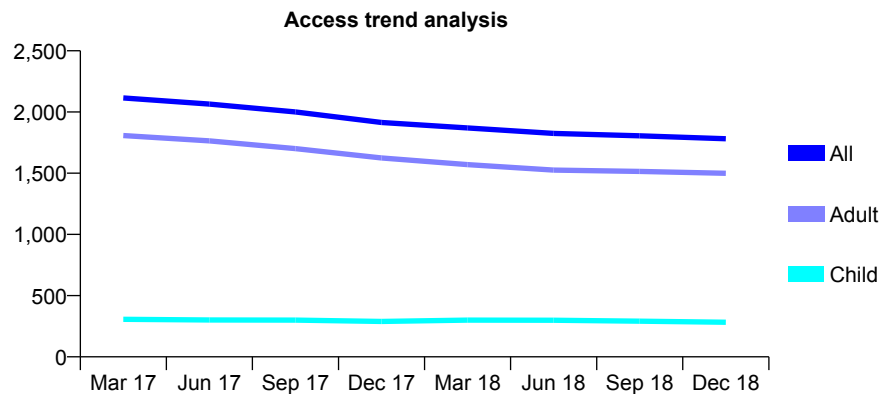
Q50 - Vital Signs At a Glance Contract Report for 359157/0001 - December 2018

Name or company name	MR D TOMKINSON
Contract type name	GDS Contract
Purpose of contract	General
Contract start date	01/04/2014
Contract end date	

18/19 Contracted general activity (UDA)	5,735
Carry forward general activity (UDA)	194
18/19 Contracted orthodontic activity (UOA)	0
Carry forward orthodontic activity (UOA)	0
Baseline contract value	£174,149.65

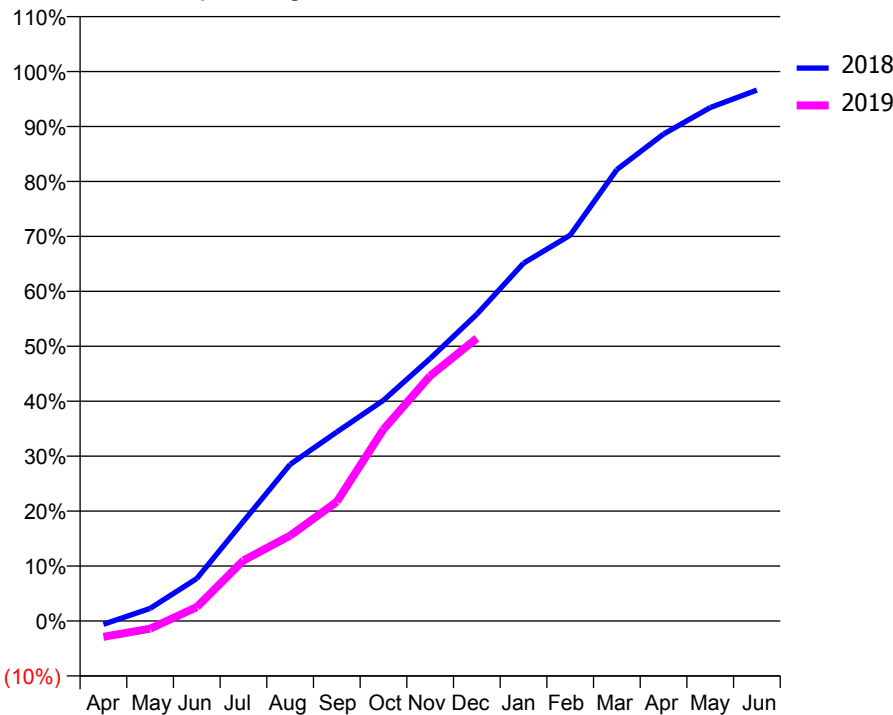
ACCESS*

Patients seen in 24 months	Total	Change since previous quarter
Quarter ending December 2017	1,914	
Quarter ending March 2018	1,870	↓
Quarter ending June 2018	1,825	↓
Quarter ending September 2018	1,806	↓
Quarter ending December 2018	1,782	↓
Variance since December 2017	(6.9%)	↓



ACTIVITY

Cumulative percentage of contracted UDA delivered 2018 & 2019



Month	Adjusted Scheduled Activity (UDA)	
	2018	2019
April	-36	-166
May	131	-82
June	443	146
July	1,040	632
August	1,634	892
September	1,973	1,245
October	2,304	2,000
November	2,739	2,559
December	3,201	2,951
January	3,734	
February	4,027	
March	4,711	
April	5,081	
May	5,359	
June	5,541	

QUALITY

	Quantity	Base Number	Contract	AT	Region	England
% of FP17s for the same patient ID Re-attending within 3 months - Children	46	333	13.8%	9.5%	12.3%	11.8%
% of FP17s for the same patient ID Re-attending within 3 months - Adults	286	1,450	19.7%	12.8%	15.8%	15.6%
% of FP17s for the same patient ID Re-attending between 3 & 9 months - Children	177	333	53.2%	62.9%	60.1%	58.8%
% of FP17s for the same patient ID Re-attending between 3 & 9 months - Adults	487	1,450	33.6%	54.6%	53.3%	51.0%
% of FP17s for Band 1 Urgent Courses	110	1,406	7.8%	7.5%	9.0%	9.0%
% of FP17s Relating to Free Repair or Replacements	18	1,406	1.3%	0.9%	1.0%	0.8%
% of FP17s Relating to Continuations	18	1,406	1.3%	0.9%	1.0%	0.9%
% of Patients satisfied with the dentistry they have received	19	19	100.0%	93.6%	93.8%	93.2%
% of Patients satisfied with the time they had to wait for an appointment	17	19	89.5%	89.5%	89.4%	88.3%

* This is based on patients treated on this contract for their most recent course of treatment. Figures in italics indicate the base number of FP17s or Patient Questionnaire responses are less than 100. N/A is shown where the base number of responses is less than 10 during the period. % is calculated as Quantity/Base number*100

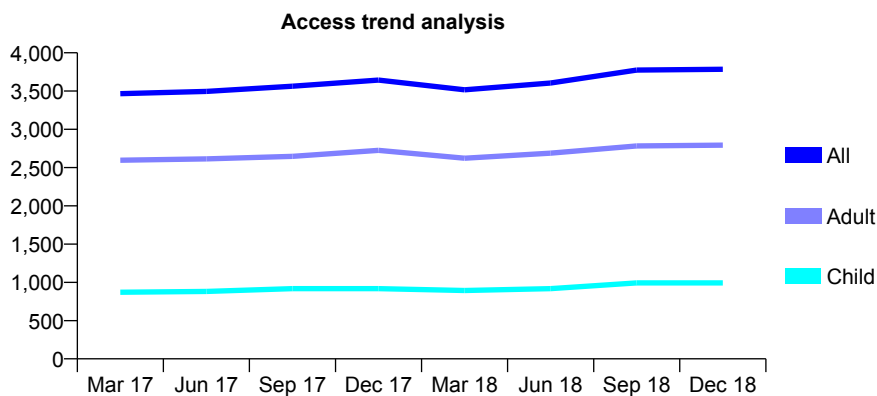
Q50 - Vital Signs At a Glance Contract Report for 567205/0001 - December 2018

Name or company name	Mr Muhammad Farooq
Contract type name	GDS Contract
Purpose of contract	General
Contract start date	01/04/2006
Contract end date	

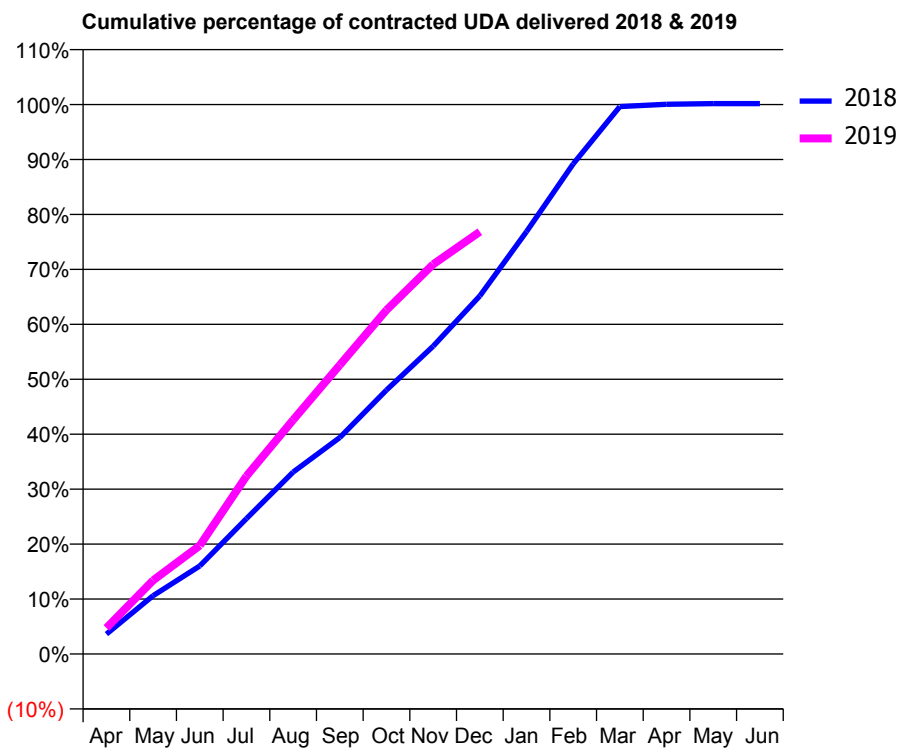
18/19 Contracted general activity (UDA)	8,540
Carry forward general activity (UDA)	-15
18/19 Contracted orthodontic activity (UOA)	0
Carry forward orthodontic activity (UOA)	0
Baseline contract value	£262,827.75

ACCESS*

Patients seen in 24 months	Total	Change since previous quarter
Quarter ending December 2017	3,643	
Quarter ending March 2018	3,516	↓
Quarter ending June 2018	3,606	↑
Quarter ending September 2018	3,775	↑
Quarter ending December 2018	3,785	→
Variance since December 2017	3.9%	↑



ACTIVITY



Month	Adjusted Scheduled Activity (UDA)	
	2018	2019
April	311	405
May	906	1,145
June	1,369	1,685
July	2,105	2,766
August	2,828	3,638
September	3,365	4,492
October	4,103	5,345
November	4,785	6,057
December	5,565	6,562
January	6,564	
February	7,618	
March	8,509	
April	8,543	
May	8,555	
June	8,555	

QUALITY

	Quantity	Base Number	Contract	AT	Region	England
% of FP17s for the same patient ID Re-attending within 3 months - Children	48	1,107	4.3%	9.5%	12.3%	11.8%
% of FP17s for the same patient ID Re-attending within 3 months - Adults	208	2,546	8.2%	12.8%	15.8%	15.6%
% of FP17s for the same patient ID Re-attending between 3 & 9 months - Children	609	1,107	55.0%	62.9%	60.1%	58.8%
% of FP17s for the same patient ID Re-attending between 3 & 9 months - Adults	1,321	2,546	51.9%	54.6%	53.3%	51.0%
% of FP17s for Band 1 Urgent Courses	188	3,545	5.3%	7.5%	9.0%	9.0%
% of FP17s Relating to Free Repair or Replacements	26	3,545	0.7%	0.9%	1.0%	0.8%
% of FP17s Relating to Continuations	14	3,545	0.4%	0.9%	1.0%	0.9%
% of Patients satisfied with the dentistry they have received	0	0	N/A	93.6%	93.8%	93.2%
% of Patients satisfied with the time they had to wait for an appointment	0	0	N/A	89.5%	89.4%	88.3%

* This is based on patients treated on this contract for their most recent course of treatment. Figures in italics indicate the base number of FP17s or Patient Questionnaire responses are less than 100. N/A is shown where the base number of responses is less than 10 during the period. % is calculated as Quantity/Base number*100

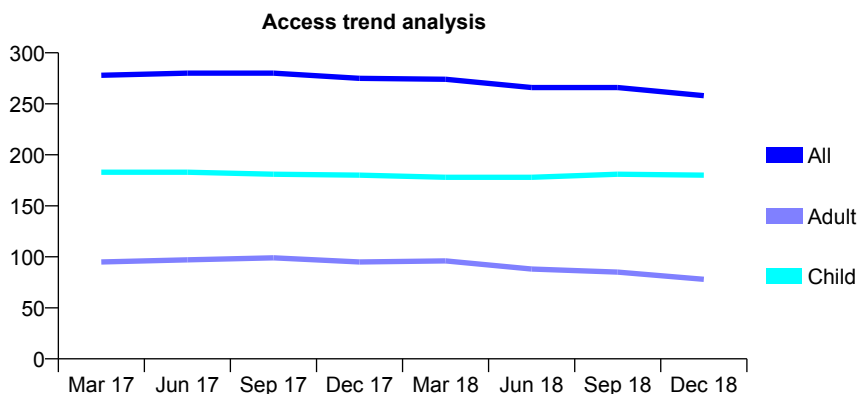
Q50 - Vital Signs At a Glance Contract Report for 572063/0001 - December 2018

Name or company name	Peasholm Dental Practice (Moran)
Contract type name	GDS Contract
Purpose of contract	General
Contract start date	01/04/2006
Contract end date	

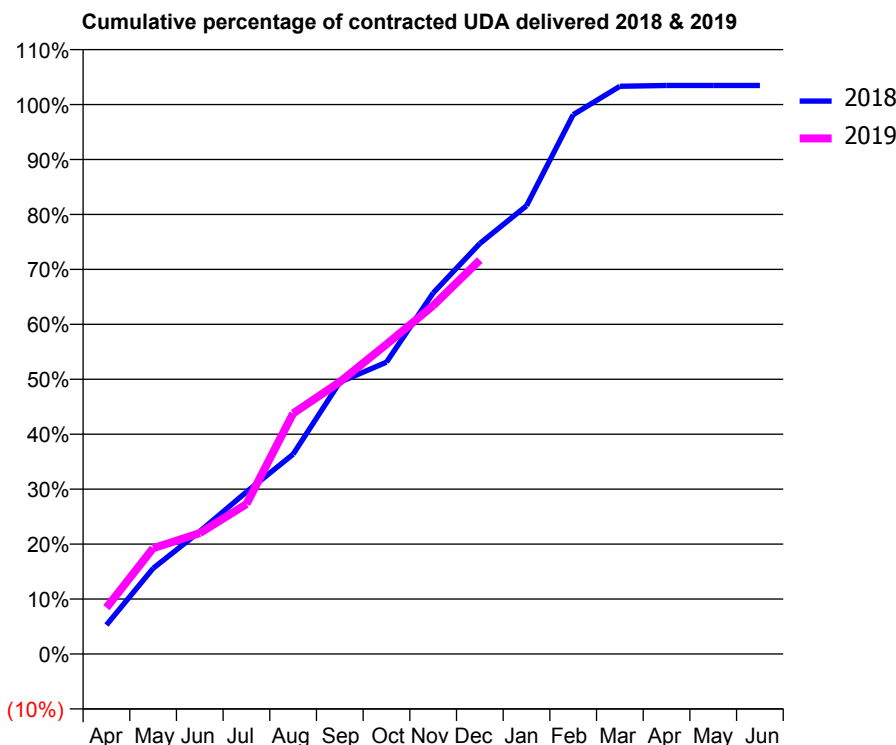
18/19 Contracted general activity (UDA)	700
Carry forward general activity (UDA)	-14
18/19 Contracted orthodontic activity (UOA)	0
Carry forward orthodontic activity (UOA)	0
Baseline contract value	£15,873.52

ACCESS*

Patients seen in 24 months	Total	Change since previous quarter
Quarter ending December 2017	275	
Quarter ending March 2018	274	→
Quarter ending June 2018	266	↓
Quarter ending September 2018	266	→
Quarter ending December 2018	258	↓
Variance since December 2017	(6.2%)	↓



ACTIVITY



Adjusted Scheduled Activity (UDA)		
Month	2018	2019
April	37	59
May	109	135
June	156	154
July	206	191
August	255	307
September	346	347
October	372	395
November	460	444
December	523	502
January	571	
February	687	
March	723	
April	724	
May	724	
June	724	

QUALITY

	Quantity	Base Number	Contract	AT	Region	England
% of FP17s for the same patient ID Re-attending within 3 months - Children	9	216	4.2%	9.5%	12.3%	11.8%
% of FP17s for the same patient ID Re-attending within 3 months - Adults	10	73	13.7%	12.8%	15.8%	15.6%
% of FP17s for the same patient ID Re-attending between 3 & 9 months - Children	164	216	75.9%	62.9%	60.1%	58.8%
% of FP17s for the same patient ID Re-attending between 3 & 9 months - Adults	52	73	71.2%	54.6%	53.3%	51.0%
% of FP17s for Band 1 Urgent Courses	9	288	3.1%	7.5%	9.0%	9.0%
% of FP17s Relating to Free Repair or Replacements	0	288	0.0%	0.9%	1.0%	0.8%
% of FP17s Relating to Continuations	5	288	1.7%	0.9%	1.0%	0.9%
% of Patients satisfied with the dentistry they have received	1	1	N/A	93.6%	93.8%	93.2%
% of Patients satisfied with the time they had to wait for an appointment	1	1	N/A	89.5%	89.4%	88.3%

* This is based on patients treated on this contract for their most recent course of treatment. Figures in italics indicate the base number of FP17s or Patient Questionnaire responses are less than 100. N/A is shown where the base number of responses is less than 10 during the period. % is calculated as Quantity/Base number*100

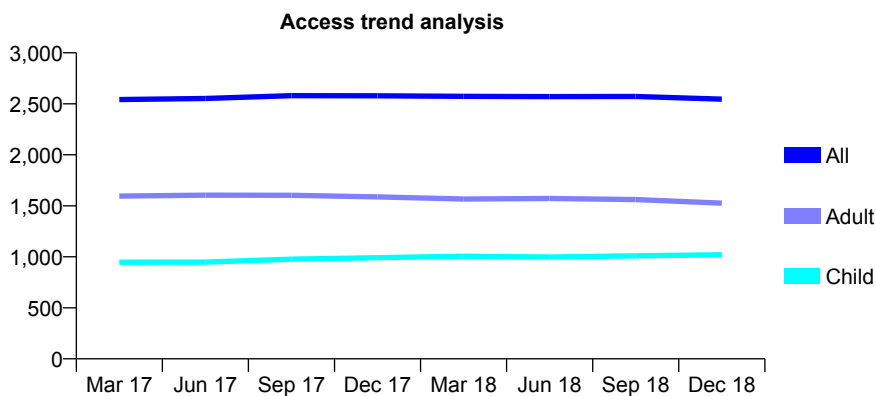
Q50 - Vital Signs At a Glance Contract Report for 573973/0001 - December 2018

Name or company name	MR SB JAMIESON
Contract type name	GDS Contract
Purpose of contract	General and Orthodontic
Contract start date	01/04/2006
Contract end date	

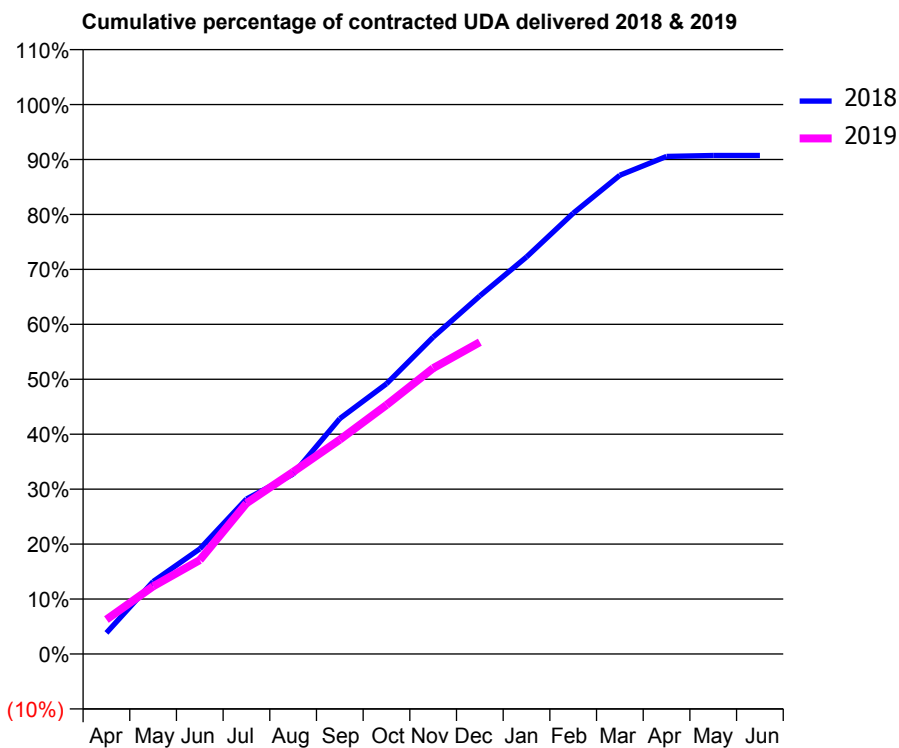
18/19 Contracted general activity (UDA)	8,938
Carry forward general activity (UDA)	0
18/19 Contracted orthodontic activity (UOA)	339
Carry forward orthodontic activity (UOA)	-3
Baseline contract value	£232,506.68

ACCESS*

Patients seen in 24 months	Total	Change since previous quarter
Quarter ending December 2017	2,579	
Quarter ending March 2018	2,573	→
Quarter ending June 2018	2,570	→
Quarter ending September 2018	2,572	→
Quarter ending December 2018	2,546	↓
Variance since December 2017	(1.3%)	↓



ACTIVITY



Adjusted Scheduled Activity (UDA)		
Month	2018	2019
April	344	561
May	1,178	1,100
June	1,711	1,528
July	2,521	2,452
August	2,926	2,962
September	3,829	3,486
October	4,395	4,050
November	5,154	4,648
December	5,826	5,072
January	6,458	
February	7,171	
March	7,787	
April	8,094	
May	8,109	
June	8,109	

QUALITY

	Quantity	Base Number	Contract	AT	Region	England
% of FP17s for the same patient ID Re-attending within 3 months - Children	354	1,617	21.9%	9.5%	12.3%	11.8%
% of FP17s for the same patient ID Re-attending within 3 months - Adults	261	1,930	13.5%	12.8%	15.8%	15.6%
% of FP17s for the same patient ID Re-attending between 3 & 9 months - Children	1,040	1,617	64.3%	62.9%	60.1%	58.8%
% of FP17s for the same patient ID Re-attending between 3 & 9 months - Adults	1,408	1,930	73.0%	54.6%	53.3%	51.0%
% of FP17s for Band 1 Urgent Courses	185	3,308	5.6%	7.5%	9.0%	9.0%
% of FP17s Relating to Free Repair or Replacements	14	3,308	0.4%	0.9%	1.0%	0.8%
% of FP17s Relating to Continuations	35	3,308	1.1%	0.9%	1.0%	0.9%
% of Patients satisfied with the dentistry they have received	1	1	N/A	93.6%	93.8%	93.2%
% of Patients satisfied with the time they had to wait for an appointment	1	1	N/A	89.5%	89.4%	88.3%

* This is based on patients treated on this contract for their most recent course of treatment. Figures in italics indicate the base number of FP17s or Patient Questionnaire responses are less than 100. N/A is shown where the base number of responses is less than 10 during the period. % is calculated as Quantity/Base number*100

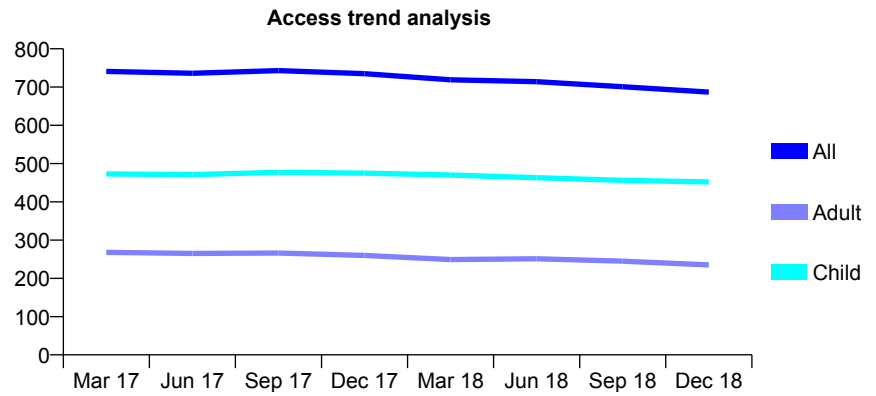
Q50 - Vital Signs At a Glance Contract Report for 576549/0002 - December 2018

Name or company name	MR SK ASHBY
Contract type name	GDS Contract
Purpose of contract	General and Orthodontic
Contract start date	01/04/2006
Contract end date	

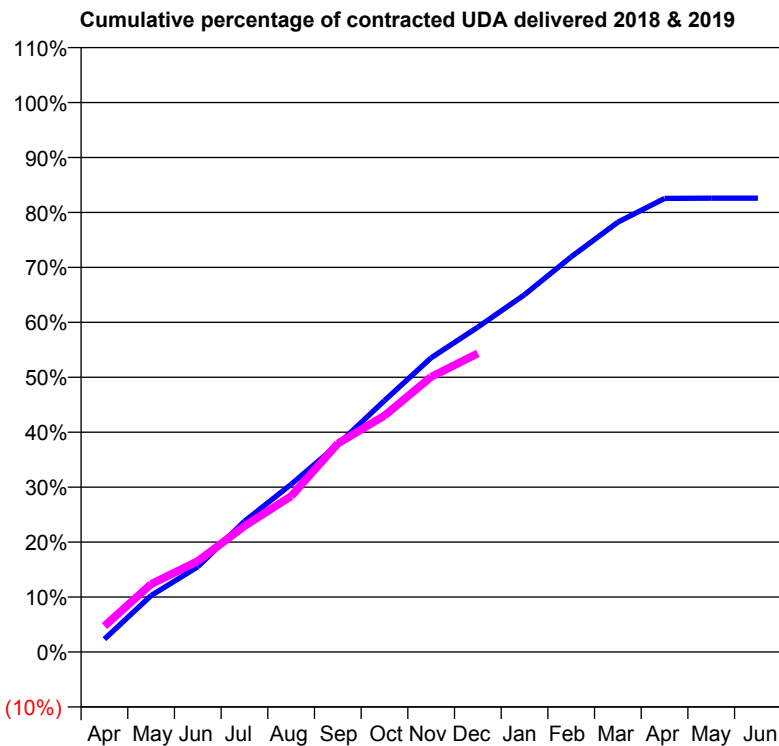
18/19 Contracted general activity (UDA)	1,700
Carry forward general activity (UDA)	0
18/19 Contracted orthodontic activity (UOA)	0
Carry forward orthodontic activity (UOA)	0
Baseline contract value	£39,296.40

ACCESS*

Patients seen in 24 months	Total	Change since previous quarter
Quarter ending December 2017	735	
Quarter ending March 2018	719	↓
Quarter ending June 2018	714	→
Quarter ending September 2018	701	↓
Quarter ending December 2018	687	↓
Variance since December 2017	(6.5%)	↓



ACTIVITY



Month	Adjusted Scheduled Activity (UDA)	
	2018	2019
April	40	80
May	175	210
June	264	281
July	405	390
August	519	482
September	642	645
October	778	731
November	910	851
December	1,005	924
January	1,105	
February	1,222	
March	1,330	
April	1,403	
May	1,404	
June	1,404	

QUALITY

	Quantity	Base Number	Contract	AT	Region	England
% of FP17s for the same patient ID Re-attending within 3 months - Children	35	623	5.6%	9.5%	12.3%	11.8%
% of FP17s for the same patient ID Re-attending within 3 months - Adults	20	162	12.3%	12.8%	15.8%	15.6%
% of FP17s for the same patient ID Re-attending between 3 & 9 months - Children	466	623	74.8%	62.9%	60.1%	58.8%
% of FP17s for the same patient ID Re-attending between 3 & 9 months - Adults	83	162	51.2%	54.6%	53.3%	51.0%
% of FP17s for Band 1 Urgent Courses	30	729	4.1%	7.5%	9.0%	9.0%
% of FP17s Relating to Free Repair or Replacements	1	729	0.1%	0.9%	1.0%	0.8%
% of FP17s Relating to Continuations	6	729	0.8%	0.9%	1.0%	0.9%
% of Patients satisfied with the dentistry they have received	1	1	N/A	93.6%	93.8%	93.2%
% of Patients satisfied with the time they had to wait for an appointment	1	1	N/A	89.5%	89.4%	88.3%

* This is based on patients treated on this contract for their most recent course of treatment. Figures in italics indicate the base number of FP17s or Patient Questionnaire responses are less than 100. N/A is shown where the base number of responses is less than 10 during the period. % is calculated as Quantity/Base number*100

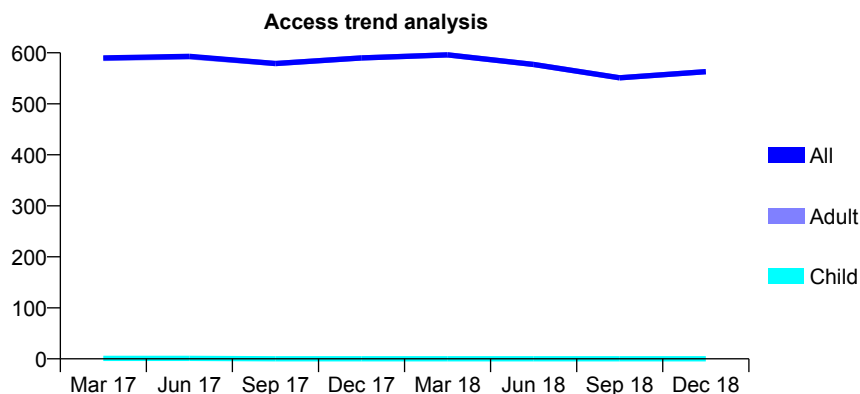
Q50 - Vital Signs At a Glance Contract Report for 577308/0001 - December 2018

Name or company name	MR BR DAVIES
Contract type name	GDS Contract
Purpose of contract	General
Contract start date	01/04/2006
Contract end date	

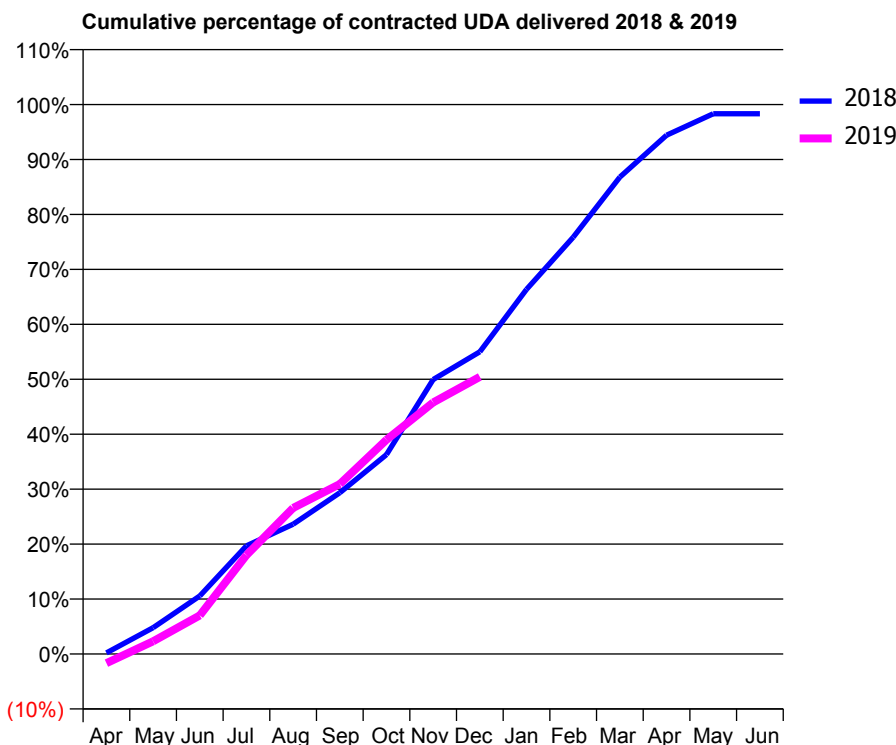
18/19 Contracted general activity (UDA)	4,000
Carry forward general activity (UDA)	67
18/19 Contracted orthodontic activity (UOA)	0
Carry forward orthodontic activity (UOA)	0
Baseline contract value	£173,766.46

ACCESS*

Patients seen in 24 months	Total	Change since previous quarter
Quarter ending December 2017	590	
Quarter ending March 2018	596	→
Quarter ending June 2018	577	↓
Quarter ending September 2018	551	↓
Quarter ending December 2018	563	↑
Variance since December 2017	(4.6%)	↓



ACTIVITY



Month	Adjusted Scheduled Activity (UDA)	
	2018	2019
April	8	-67
May	192	93
June	423	281
July	788	720
August	945	1,063
September	1,174	1,237
October	1,452	1,559
November	1,998	1,831
December	2,200	2,018
January	2,654	
February	3,034	
March	3,472	
April	3,776	
May	3,933	
June	3,933	

QUALITY

	Quantity	Base Number	Contract	AT	Region	England
% of FP17s for the same patient ID Re-attending within 3 months - Children	0	0	N/A	9.5%	12.3%	11.8%
% of FP17s for the same patient ID Re-attending within 3 months - Adults	15	263	5.7%	12.8%	15.8%	15.6%
% of FP17s for the same patient ID Re-attending between 3 & 9 months - Children	0	0	N/A	62.9%	60.1%	58.8%
% of FP17s for the same patient ID Re-attending between 3 & 9 months - Adults	9	263	3.4%	54.6%	53.3%	51.0%
% of FP17s for Band 1 Urgent Courses	0	220	0.0%	7.5%	9.0%	9.0%
% of FP17s Relating to Free Repair or Replacements	0	220	0.0%	0.9%	1.0%	0.8%
% of FP17s Relating to Continuations	0	220	0.0%	0.9%	1.0%	0.9%
% of Patients satisfied with the dentistry they have received	2	3	N/A	93.6%	93.8%	93.2%
% of Patients satisfied with the time they had to wait for an appointment	3	3	N/A	89.5%	89.4%	88.3%

* This is based on patients treated on this contract for their most recent course of treatment. Figures in italics indicate the base number of FP17s or Patient Questionnaire responses are less than 100. N/A is shown where the base number of responses is less than 10 during the period. % is calculated as Quantity/Base number*100

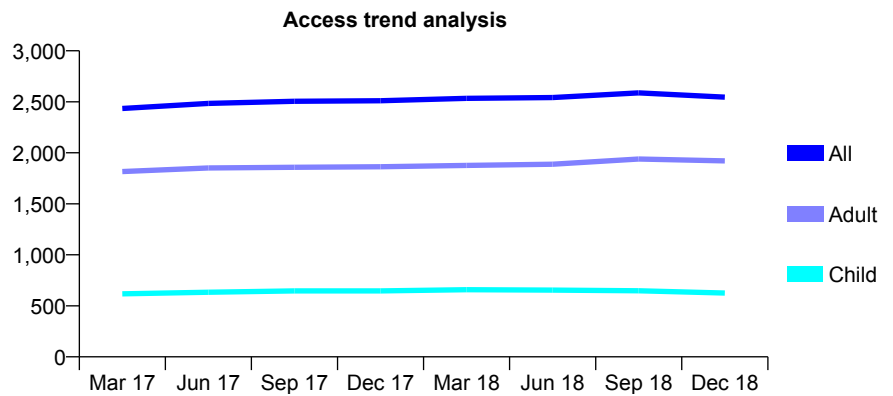
Q50 - Vital Signs At a Glance Contract Report for 610194/0001 - December 2018

Name or company name	MISS C DURNING
Contract type name	GDS Contract
Purpose of contract	General
Contract start date	01/01/2013
Contract end date	

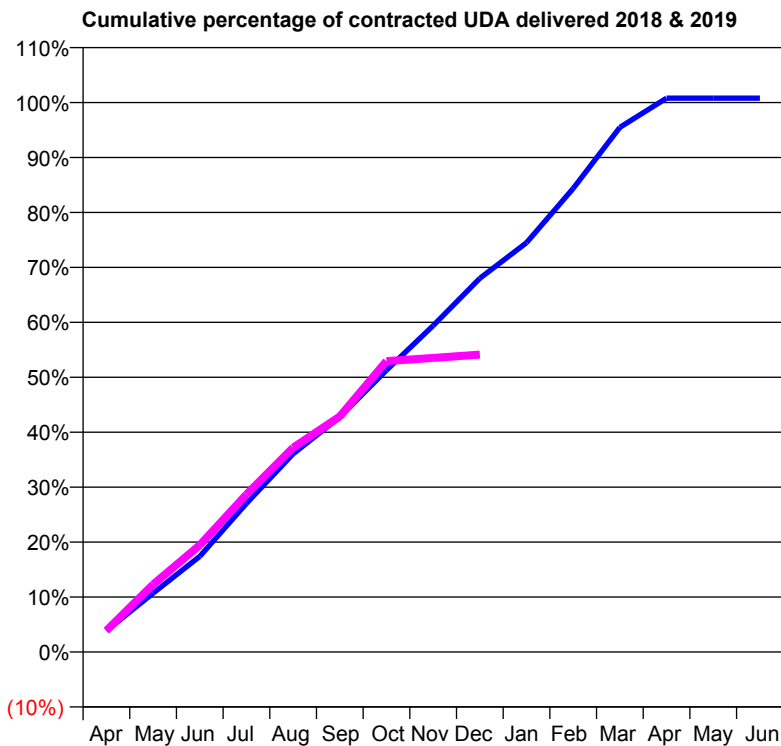
18/19 Contracted general activity (UDA)	7,098
Carry forward general activity (UDA)	-56
18/19 Contracted orthodontic activity (UOA)	0
Carry forward orthodontic activity (UOA)	0
Baseline contract value	£188,241.72

ACCESS*

Patients seen in 24 months	Total	Change since previous quarter
Quarter ending December 2017	2,510	
Quarter ending March 2018	2,534	→
Quarter ending June 2018	2,542	→
Quarter ending September 2018	2,587	→
Quarter ending December 2018	2,546	↓
Variance since December 2017	1.4%	→



ACTIVITY



Month	Adjusted Scheduled Activity (UDA)	
	2018	2019
April	275	276
May	760	872
June	1,236	1,380
July	1,919	2,035
August	2,561	2,640
September	3,035	3,043
October	3,641	3,757
November	4,216	3,799
December	4,827	3,842
January	5,287	
February	5,988	
March	6,777	
April	7,154	
May	7,154	
June	7,154	

QUALITY

	Quantity	Base Number	Contract	AT	Region	England
% of FP17s for the same patient ID Re-attending within 3 months - Children	73	664	11.0%	9.5%	12.3%	11.8%
% of FP17s for the same patient ID Re-attending within 3 months - Adults	278	1,784	15.6%	12.8%	15.8%	15.6%
% of FP17s for the same patient ID Re-attending between 3 & 9 months - Children	448	664	67.5%	62.9%	60.1%	58.8%
% of FP17s for the same patient ID Re-attending between 3 & 9 months - Adults	1,056	1,784	59.2%	54.6%	53.3%	51.0%
% of FP17s for Band 1 Urgent Courses	204	2,238	9.1%	7.5%	9.0%	9.0%
% of FP17s Relating to Free Repair or Replacements	23	2,238	1.0%	0.9%	1.0%	0.8%
% of FP17s Relating to Continuations	52	2,238	2.3%	0.9%	1.0%	0.9%
% of Patients satisfied with the dentistry they have received	5	5	N/A	93.6%	93.8%	93.2%
% of Patients satisfied with the time they had to wait for an appointment	5	5	N/A	89.5%	89.4%	88.3%

* This is based on patients treated on this contract for their most recent course of treatment. Figures in italics indicate the base number of FP17s or Patient Questionnaire responses are less than 100. N/A is shown where the base number of responses is less than 10 during the period. % is calculated as Quantity/Base number*100

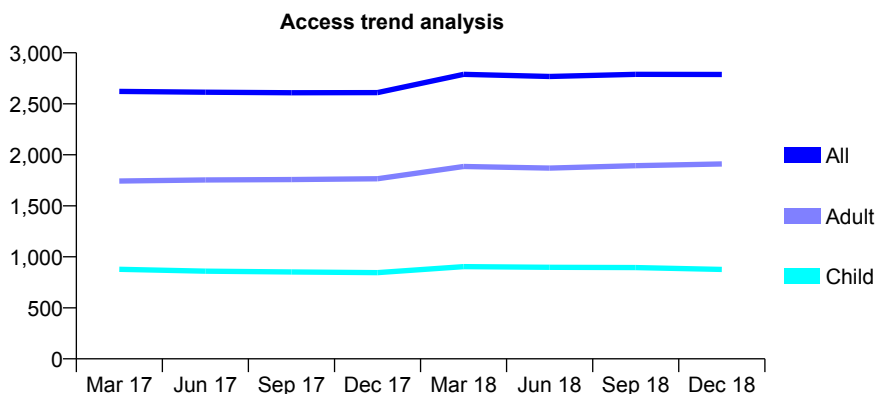
Q50 - Vital Signs At a Glance Contract Report for 618594/0002 - December 2018

Name or company name	Booth, Law, Spence & Maher
Contract type name	GDS Contract
Purpose of contract	General
Contract start date	01/11/2010
Contract end date	

18/19 Contracted general activity (UDA)	7,000
Carry forward general activity (UDA)	264
18/19 Contracted orthodontic activity (UOA)	0
Carry forward orthodontic activity (UOA)	0
Baseline contract value	£206,771.71

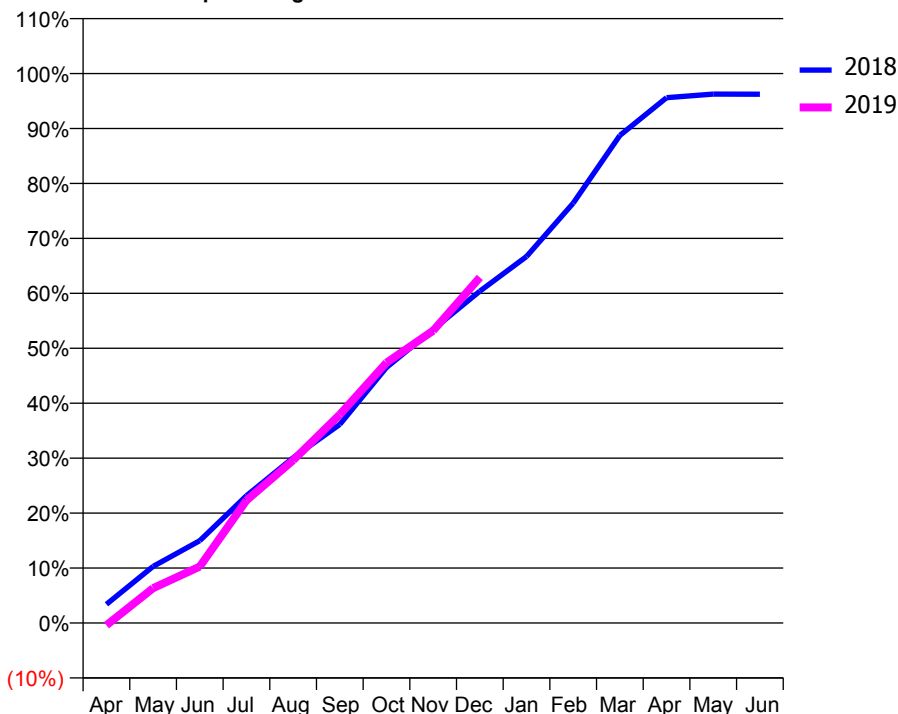
ACCESS*

Patients seen in 24 months	Total	Change since previous quarter
Quarter ending December 2017	2,610	
Quarter ending March 2018	2,789	↑
Quarter ending June 2018	2,768	→
Quarter ending September 2018	2,789	→
Quarter ending December 2018	2,787	→
Variance since December 2017	6.8%	↑



ACTIVITY

Cumulative percentage of contracted UDA delivered 2018 & 2019



Month	Adjusted Scheduled Activity (UDA)	
	2018	2019
April	239	-30
May	721	445
June	1,050	719
July	1,622	1,562
August	2,105	2,073
September	2,529	2,657
October	3,255	3,317
November	3,742	3,725
December	4,227	4,402
January	4,669	
February	5,348	
March	6,211	
April	6,691	
May	6,737	
June	6,736	

QUALITY

	Quantity	Base Number	Contract	AT	Region	England
% of FP17s for the same patient ID Re-attending within 3 months - Children	66	1,105	6.0%	9.5%	12.3%	11.8%
% of FP17s for the same patient ID Re-attending within 3 months - Adults	318	2,319	13.7%	12.8%	15.8%	15.6%
% of FP17s for the same patient ID Re-attending between 3 & 9 months - Children	787	1,105	71.2%	62.9%	60.1%	58.8%
% of FP17s for the same patient ID Re-attending between 3 & 9 months - Adults	1,523	2,319	65.7%	54.6%	53.3%	51.0%
% of FP17s for Band 1 Urgent Courses	139	3,104	4.5%	7.5%	9.0%	9.0%
% of FP17s Relating to Free Repair or Replacements	5	3,104	0.2%	0.9%	1.0%	0.8%
% of FP17s Relating to Continuations	0	3,104	0.0%	0.9%	1.0%	0.9%
% of Patients satisfied with the dentistry they have received	3	3	N/A	93.6%	93.8%	93.2%
% of Patients satisfied with the time they had to wait for an appointment	3	3	N/A	89.5%	89.4%	88.3%

* This is based on patients treated on this contract for their most recent course of treatment. Figures in italics indicate the base number of FP17s or Patient Questionnaire responses are less than 100. N/A is shown where the base number of responses is less than 10 during the period. % is calculated as Quantity/Base number*100

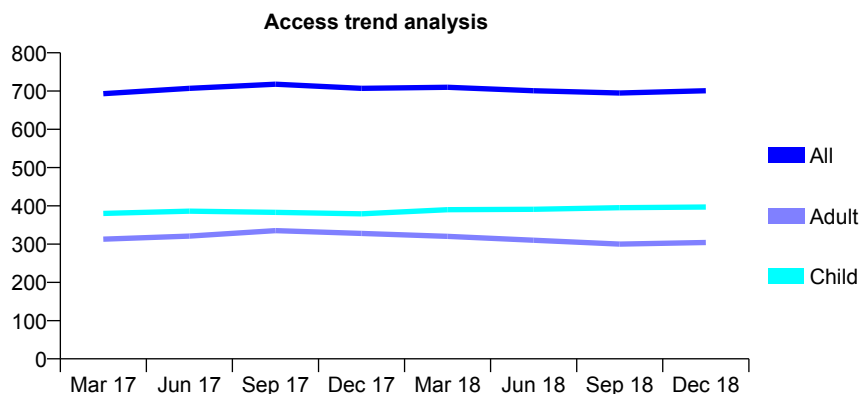
Q50 - Vital Signs At a Glance Contract Report for 620610/0001 - December 2018

Name or company name	MR S OSBORNE
Contract type name	GDS Contract
Purpose of contract	General
Contract start date	01/04/2006
Contract end date	

18/19 Contracted general activity (UDA)	1,600
Carry forward general activity (UDA)	0
18/19 Contracted orthodontic activity (UOA)	0
Carry forward orthodontic activity (UOA)	0
Baseline contract value	£37,672.67

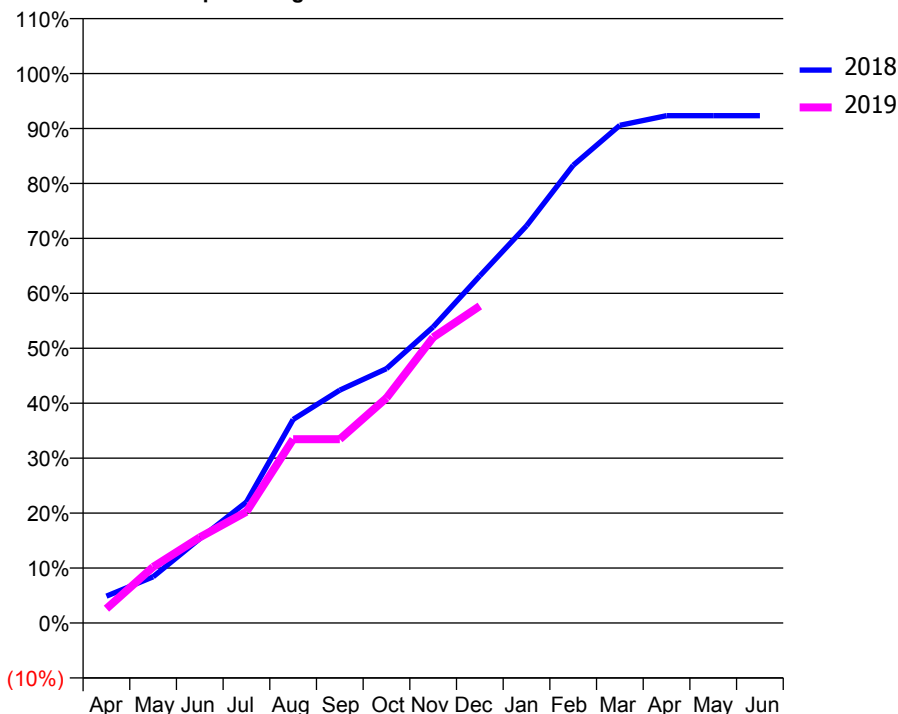
ACCESS*

Patients seen in 24 months	Total	Change since previous quarter
Quarter ending December 2017	707	
Quarter ending March 2018	710	→
Quarter ending June 2018	701	↓
Quarter ending September 2018	695	→
Quarter ending December 2018	701	→
Variance since December 2017	(0.8%)	→



ACTIVITY

Cumulative percentage of contracted UDA delivered 2018 & 2019



Month	Adjusted Scheduled Activity (UDA)	
	2018	2019
April	78	42
May	135	163
June	246	250
July	352	324
August	593	535
September	678	535
October	741	655
November	862	832
December	1,011	923
January	1,156	
February	1,333	
March	1,449	
April	1,477	
May	1,477	
June	1,477	

QUALITY

	Quantity	Base Number	Contract	AT	Region	England
% of FP17s for the same patient ID Re-attending within 3 months - Children	34	462	7.4%	9.5%	12.3%	11.8%
% of FP17s for the same patient ID Re-attending within 3 months - Adults	33	221	14.9%	12.8%	15.8%	15.6%
% of FP17s for the same patient ID Re-attending between 3 & 9 months - Children	308	462	66.7%	62.9%	60.1%	58.8%
% of FP17s for the same patient ID Re-attending between 3 & 9 months - Adults	104	221	47.1%	54.6%	53.3%	51.0%
% of FP17s for Band 1 Urgent Courses	35	664	5.3%	7.5%	9.0%	9.0%
% of FP17s Relating to Free Repair or Replacements	0	664	0.0%	0.9%	1.0%	0.8%
% of FP17s Relating to Continuations	10	664	1.5%	0.9%	1.0%	0.9%
% of Patients satisfied with the dentistry they have received	0	0	N/A	93.6%	93.8%	93.2%
% of Patients satisfied with the time they had to wait for an appointment	0	0	N/A	89.5%	89.4%	88.3%

* This is based on patients treated on this contract for their most recent course of treatment. Figures in italics indicate the base number of FP17s or Patient Questionnaire responses are less than 100. N/A is shown where the base number of responses is less than 10 during the period. % is calculated as Quantity/Base number*100

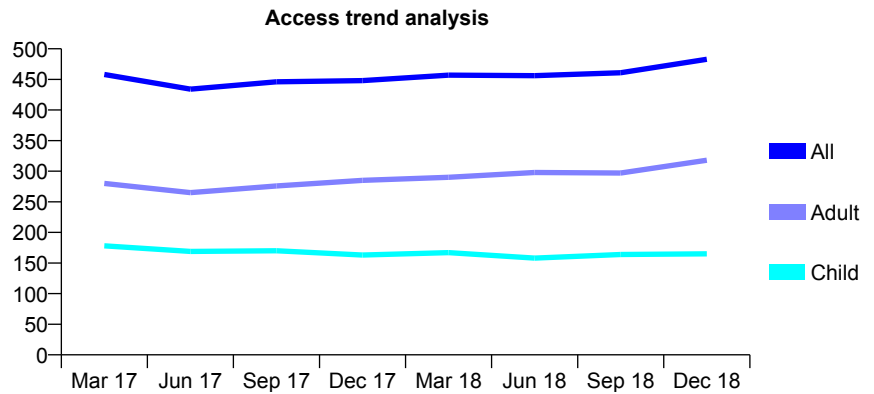
Q50 - Vital Signs At a Glance Contract Report for 632201/0001 - December 2018

Name or company name	MRS FC HEYLINGS
Contract type name	GDS Contract
Purpose of contract	General
Contract start date	01/04/2006
Contract end date	

18/19 Contracted general activity (UDA)	960
Carry forward general activity (UDA)	13
18/19 Contracted orthodontic activity (UOA)	0
Carry forward orthodontic activity (UOA)	0
Baseline contract value	£24,435.89

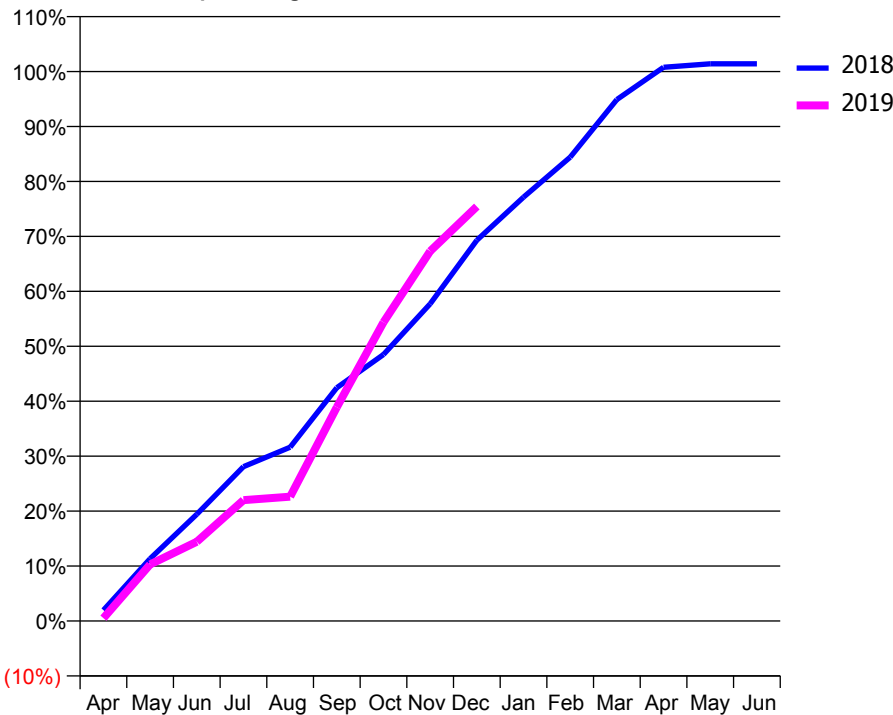
ACCESS*

Patients seen in 24 months	Total	Change since previous quarter
Quarter ending December 2017	448	
Quarter ending March 2018	457	↑
Quarter ending June 2018	456	→
Quarter ending September 2018	461	→
Quarter ending December 2018	483	↑
Variance since December 2017	7.8%	↑



ACTIVITY

Cumulative percentage of contracted UDA delivered 2018 & 2019



Adjusted Scheduled Activity (UDA)		
Month	2018	2019
April	19	5
May	109	99
June	186	138
July	270	211
August	304	217
September	408	374
October	466	522
November	554	646
December	665	724
January	740	
February	810	
March	911	
April	967	
May	973	
June	973	

QUALITY

	Quantity	Base Number	Contract	AT	Region	England
% of FP17s for the same patient ID Re-attending within 3 months - Children	4	160	2.5%	9.5%	12.3%	11.8%
% of FP17s for the same patient ID Re-attending within 3 months - Adults	29	302	9.6%	12.8%	15.8%	15.6%
% of FP17s for the same patient ID Re-attending between 3 & 9 months - Children	66	160	41.3%	62.9%	60.1%	58.8%
% of FP17s for the same patient ID Re-attending between 3 & 9 months - Adults	143	302	47.4%	54.6%	53.3%	51.0%
% of FP17s for Band 1 Urgent Courses	12	425	2.8%	7.5%	9.0%	9.0%
% of FP17s Relating to Free Repair or Replacements	0	425	0.0%	0.9%	1.0%	0.8%
% of FP17s Relating to Continuations	0	425	0.0%	0.9%	1.0%	0.9%
% of Patients satisfied with the dentistry they have received	1	1	N/A	93.6%	93.8%	93.2%
% of Patients satisfied with the time they had to wait for an appointment	1	1	N/A	89.5%	89.4%	88.3%

* This is based on patients treated on this contract for their most recent course of treatment. Figures in italics indicate the base number of FP17s or Patient Questionnaire responses are less than 100. N/A is shown where the base number of responses is less than 10 during the period. % is calculated as Quantity/Base number*100

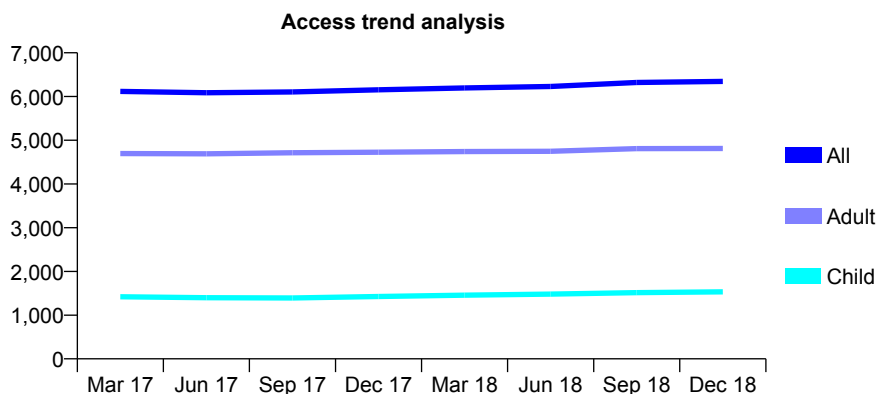
Q50 - Vital Signs At a Glance Contract Report for 638536/0001 - December 2018

Name or company name	MR B WILSON
Contract type name	GDS Contract
Purpose of contract	General
Contract start date	01/04/2006
Contract end date	

18/19 Contracted general activity (UDA)	27,839
Carry forward general activity (UDA)	0
18/19 Contracted orthodontic activity (UOA)	0
Carry forward orthodontic activity (UOA)	0
Baseline contract value	£596,187.01

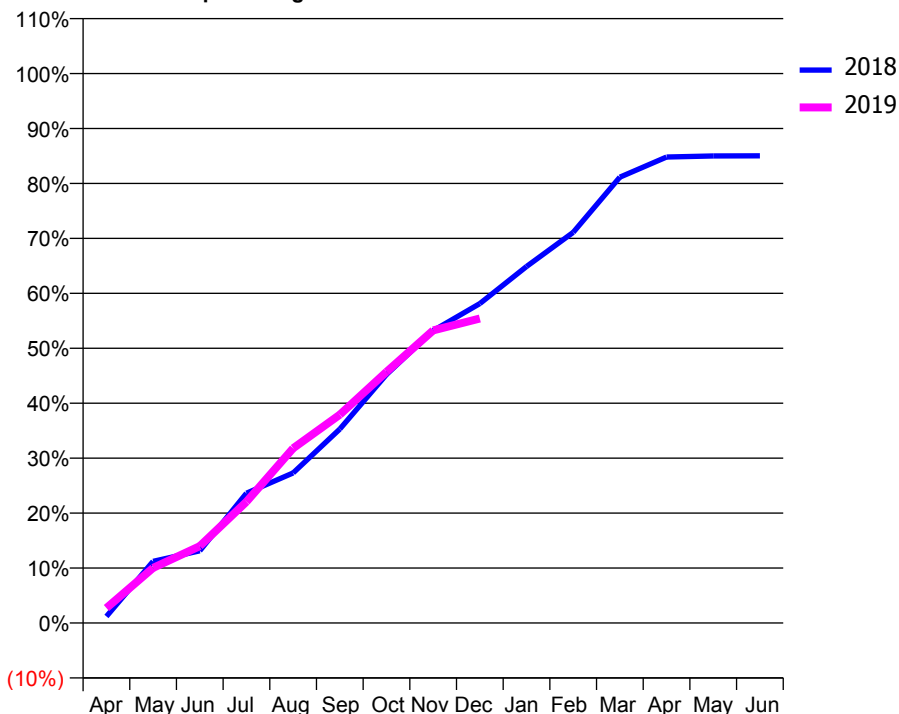
ACCESS*

Patients seen in 24 months	Total	Change since previous quarter
Quarter ending December 2017	6,154	
Quarter ending March 2018	6,195	→
Quarter ending June 2018	6,229	→
Quarter ending September 2018	6,321	→
Quarter ending December 2018	6,345	→
Variance since December 2017	3.1%	↑



ACTIVITY

Cumulative percentage of contracted UDA delivered 2018 & 2019



Month	Adjusted Scheduled Activity (UDA)	
	2018	2019
April	334	758
May	3,122	2,794
June	3,658	3,893
July	6,574	6,146
August	7,606	8,853
September	9,826	10,558
October	12,588	12,726
November	14,811	14,826
December	16,181	15,424
January	18,064	
February	19,788	
March	22,589	
April	23,609	
May	23,665	
June	23,666	

QUALITY

	Quantity	Base Number	Contract	AT	Region	England
% of FP17s for the same patient ID Re-attending within 3 months - Children	153	1,762	8.7%	9.5%	12.3%	11.8%
% of FP17s for the same patient ID Re-attending within 3 months - Adults	734	5,359	13.7%	12.8%	15.8%	15.6%
% of FP17s for the same patient ID Re-attending between 3 & 9 months - Children	1,120	1,762	63.6%	62.9%	60.1%	58.8%
% of FP17s for the same patient ID Re-attending between 3 & 9 months - Adults	3,433	5,359	64.1%	54.6%	53.3%	51.0%
% of FP17s for Band 1 Urgent Courses	235	6,584	3.6%	7.5%	9.0%	9.0%
% of FP17s Relating to Free Repair or Replacements	187	6,584	2.8%	0.9%	1.0%	0.8%
% of FP17s Relating to Continuations	15	6,584	0.2%	0.9%	1.0%	0.9%
% of Patients satisfied with the dentistry they have received	8	8	N/A	93.6%	93.8%	93.2%
% of Patients satisfied with the time they had to wait for an appointment	8	8	N/A	89.5%	89.4%	88.3%

* This is based on patients treated on this contract for their most recent course of treatment. Figures in italics indicate the base number of FP17s or Patient Questionnaire responses are less than 100. N/A is shown where the base number of responses is less than 10 during the period. % is calculated as Quantity/Base number*100

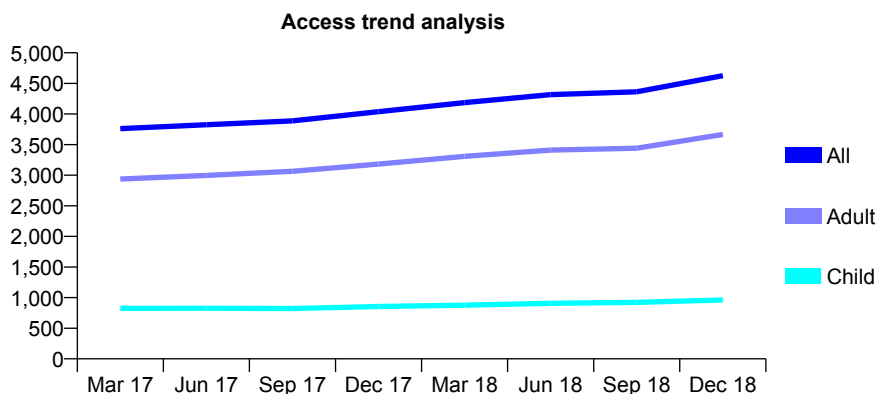
Q50 - Vital Signs At a Glance Contract Report for 643173/0001 - December 2018

Name or company name	The White House Dental Practice
Contract type name	GDS Contract
Purpose of contract	General
Contract start date	01/04/2006
Contract end date	

18/19 Contracted general activity (UDA)	19,500
Carry forward general activity (UDA)	0
18/19 Contracted orthodontic activity (UOA)	0
Carry forward orthodontic activity (UOA)	0
Baseline contract value	£671,134.72

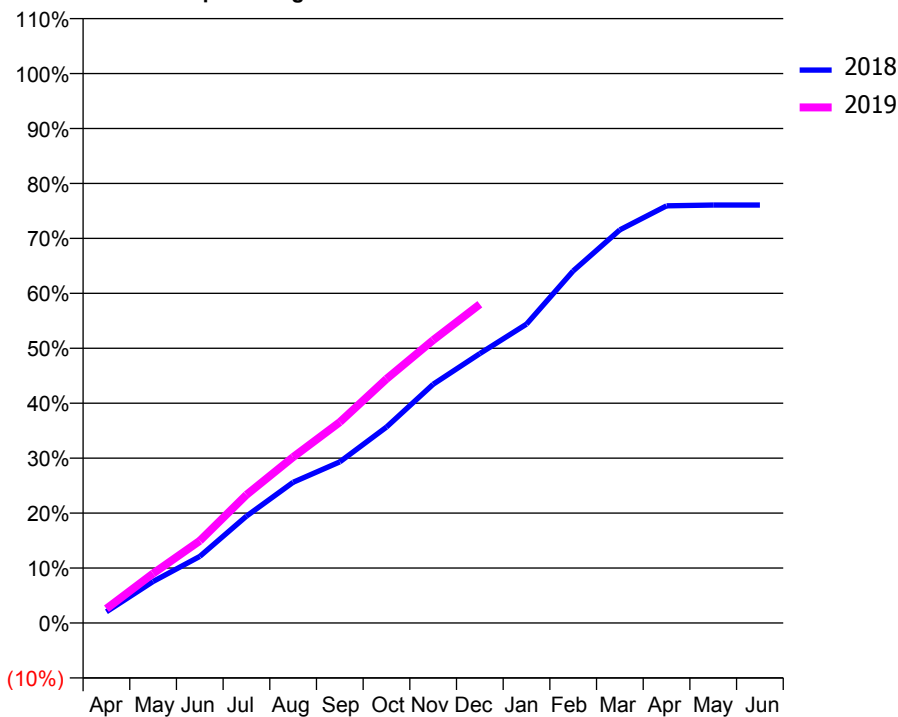
ACCESS*

Patients seen in 24 months	Total	Change since previous quarter
Quarter ending December 2017	4,038	
Quarter ending March 2018	4,186	↑
Quarter ending June 2018	4,318	↑
Quarter ending September 2018	4,363	→
Quarter ending December 2018	4,627	↑
Variance since December 2017	14.6%	↑



ACTIVITY

Cumulative percentage of contracted UDA delivered 2018 & 2019



Month	Adjusted Scheduled Activity (UDA)	
	2018	2019
April	401	507
May	1,475	1,756
June	2,363	2,915
July	3,792	4,551
August	4,994	5,887
September	5,717	7,130
October	6,954	8,663
November	8,474	10,037
December	9,561	11,314
January	10,605	
February	12,494	
March	13,953	
April	14,803	
May	14,830	
June	14,834	

QUALITY

	Quantity	Base Number	Contract	AT	Region	England
% of FP17s for the same patient ID Re-attending within 3 months - Children	57	971	5.9%	9.5%	12.3%	11.8%
% of FP17s for the same patient ID Re-attending within 3 months - Adults	515	3,656	14.1%	12.8%	15.8%	15.6%
% of FP17s for the same patient ID Re-attending between 3 & 9 months - Children	561	971	57.8%	62.9%	60.1%	58.8%
% of FP17s for the same patient ID Re-attending between 3 & 9 months - Adults	1,897	3,656	51.9%	54.6%	53.3%	51.0%
% of FP17s for Band 1 Urgent Courses	493	4,341	11.4%	7.5%	9.0%	9.0%
% of FP17s Relating to Free Repair or Replacements	59	4,341	1.4%	0.9%	1.0%	0.8%
% of FP17s Relating to Continuations	90	4,341	2.1%	0.9%	1.0%	0.9%
% of Patients satisfied with the dentistry they have received	1	1	N/A	93.6%	93.8%	93.2%
% of Patients satisfied with the time they had to wait for an appointment	1	1	N/A	89.5%	89.4%	88.3%

* This is based on patients treated on this contract for their most recent course of treatment. Figures in italics indicate the base number of FP17s or Patient Questionnaire responses are less than 100. N/A is shown where the base number of responses is less than 10 during the period. % is calculated as Quantity/Base number*100

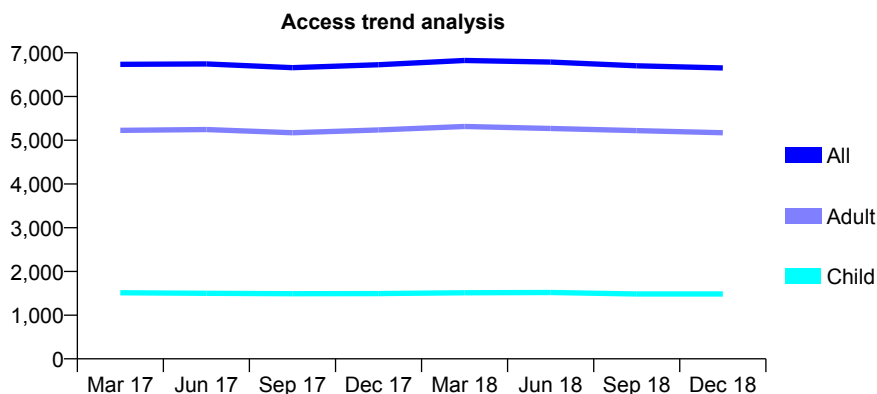
Q50 - Vital Signs At a Glance Contract Report for 643181/0002 - December 2018

Name or company name	MR RP BERRY
Contract type name	GDS Contract
Purpose of contract	General
Contract start date	01/04/2006
Contract end date	

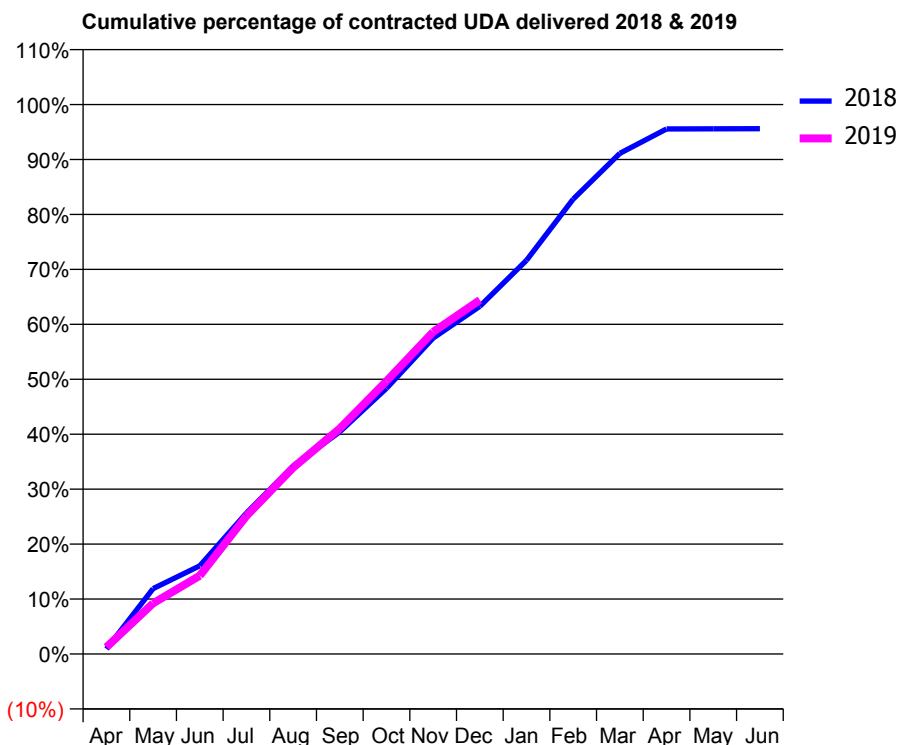
18/19 Contracted general activity (UDA)	17,500
Carry forward general activity (UDA)	505
18/19 Contracted orthodontic activity (UOA)	0
Carry forward orthodontic activity (UOA)	0
Baseline contract value	£536,102.32

ACCESS*

Patients seen in 24 months	Total	Change since previous quarter
Quarter ending December 2017	6,728	
Quarter ending March 2018	6,824	→
Quarter ending June 2018	6,787	→
Quarter ending September 2018	6,704	↓
Quarter ending December 2018	6,654	→
Variance since December 2017	(1.1%)	↓



ACTIVITY



Month	Adjusted Scheduled Activity (UDA)	
	2018	2019
April	164	220
May	2,082	1,614
June	2,809	2,494
July	4,491	4,397
August	5,987	5,936
September	7,078	7,183
October	8,462	8,691
November	10,062	10,260
December	11,073	11,271
January	12,536	
February	14,487	
March	15,946	
April	16,721	
May	16,728	
June	16,729	

QUALITY

	Quantity	Base Number	Contract	AT	Region	England
% of FP17s for the same patient ID Re-attending within 3 months - Children	110	1,649	6.7%	9.5%	12.3%	11.8%
% of FP17s for the same patient ID Re-attending within 3 months - Adults	748	5,524	13.5%	12.8%	15.8%	15.6%
% of FP17s for the same patient ID Re-attending between 3 & 9 months - Children	1,146	1,649	69.5%	62.9%	60.1%	58.8%
% of FP17s for the same patient ID Re-attending between 3 & 9 months - Adults	3,029	5,524	54.8%	54.6%	53.3%	51.0%
% of FP17s for Band 1 Urgent Courses	687	6,213	11.1%	7.5%	9.0%	9.0%
% of FP17s Relating to Free Repair or Replacements	79	6,213	1.3%	0.9%	1.0%	0.8%
% of FP17s Relating to Continuations	43	6,213	0.7%	0.9%	1.0%	0.9%
% of Patients satisfied with the dentistry they have received	3	4	N/A	93.6%	93.8%	93.2%
% of Patients satisfied with the time they had to wait for an appointment	4	4	N/A	89.5%	89.4%	88.3%

* This is based on patients treated on this contract for their most recent course of treatment. Figures in italics indicate the base number of FP17s or Patient Questionnaire responses are less than 100. N/A is shown where the base number of responses is less than 10 during the period. % is calculated as Quantity/Base number*100

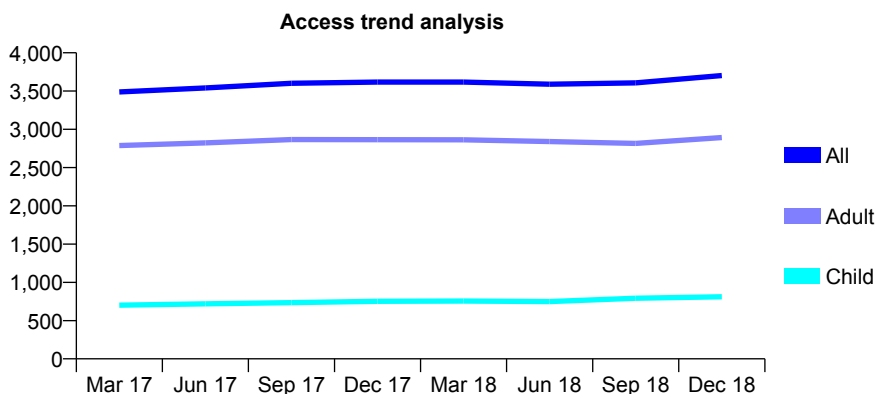
Q50 - Vital Signs At a Glance Contract Report for 648647/0001 - December 2018

Name or company name	Dental Design Studio
Contract type name	GDS Contract
Purpose of contract	General
Contract start date	01/04/2006
Contract end date	

18/19 Contracted general activity (UDA)	8,752
Carry forward general activity (UDA)	-82
18/19 Contracted orthodontic activity (UOA)	0
Carry forward orthodontic activity (UOA)	0
Baseline contract value	£277,051.38

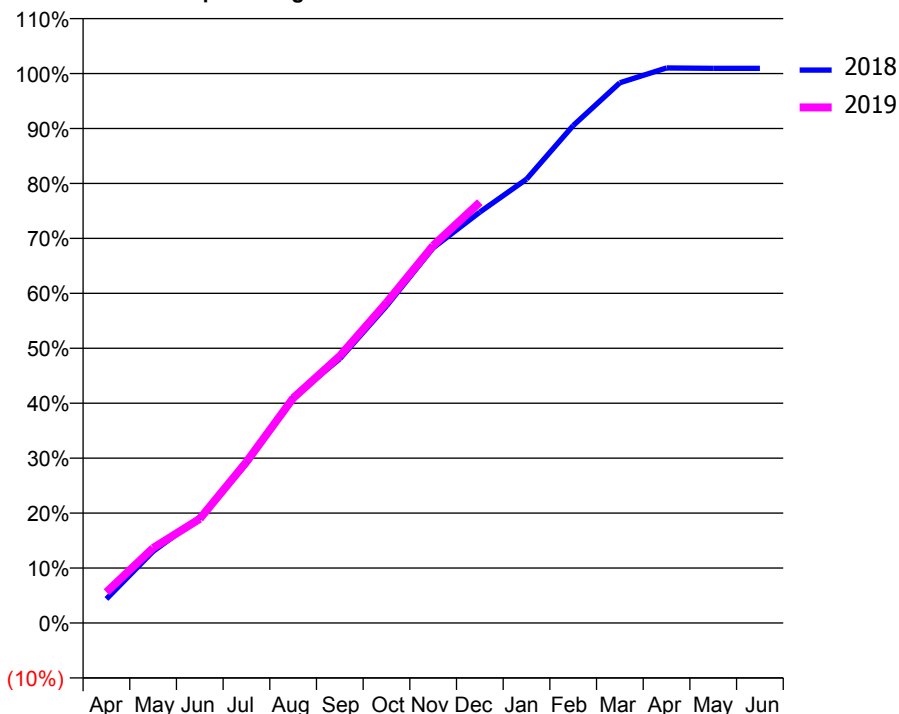
ACCESS*

Patients seen in 24 months	Total	Change since previous quarter
Quarter ending December 2017	3,617	
Quarter ending March 2018	3,617	→
Quarter ending June 2018	3,589	→
Quarter ending September 2018	3,607	→
Quarter ending December 2018	3,703	↑
Variance since December 2017	2.4%	↑



ACTIVITY

Cumulative percentage of contracted UDA delivered 2018 & 2019



Month	Adjusted Scheduled Activity (UDA)	
	2018	2019
April	382	492
May	1,142	1,195
June	1,683	1,659
July	2,539	2,566
August	3,594	3,581
September	4,209	4,252
October	5,050	5,103
November	5,976	6,011
December	6,544	6,701
January	7,070	
February	7,922	
March	8,604	
April	8,841	
May	8,835	
June	8,834	

QUALITY

	Quantity	Base Number	Contract	AT	Region	England
% of FP17s for the same patient ID Re-attending within 3 months - Children	28	959	2.9%	9.5%	12.3%	11.8%
% of FP17s for the same patient ID Re-attending within 3 months - Adults	149	2,721	5.5%	12.8%	15.8%	15.6%
% of FP17s for the same patient ID Re-attending between 3 & 9 months - Children	632	959	65.9%	62.9%	60.1%	58.8%
% of FP17s for the same patient ID Re-attending between 3 & 9 months - Adults	720	2,721	26.5%	54.6%	53.3%	51.0%
% of FP17s for Band 1 Urgent Courses	157	3,541	4.4%	7.5%	9.0%	9.0%
% of FP17s Relating to Free Repair or Replacements	3	3,541	0.1%	0.9%	1.0%	0.8%
% of FP17s Relating to Continuations	5	3,541	0.1%	0.9%	1.0%	0.9%
% of Patients satisfied with the dentistry they have received	0	0	N/A	93.6%	93.8%	93.2%
% of Patients satisfied with the time they had to wait for an appointment	0	0	N/A	89.5%	89.4%	88.3%

* This is based on patients treated on this contract for their most recent course of treatment. Figures in italics indicate the base number of FP17s or Patient Questionnaire responses are less than 100. N/A is shown where the base number of responses is less than 10 during the period. % is calculated as Quantity/Base number*100

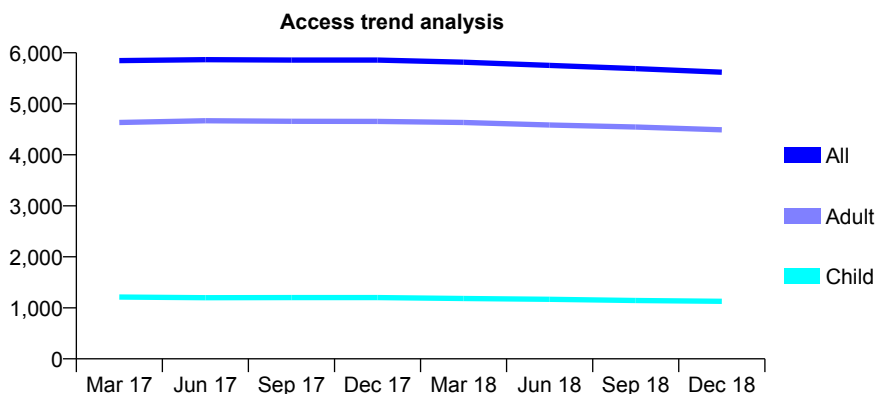
Q50 - Vital Signs At a Glance Contract Report for 651311/0001 - December 2018

Name or company name	MR MA AMOS
Contract type name	GDS Contract
Purpose of contract	General
Contract start date	01/04/2006
Contract end date	

18/19 Contracted general activity (UDA)	14,800
Carry forward general activity (UDA)	0
18/19 Contracted orthodontic activity (UOA)	0
Carry forward orthodontic activity (UOA)	0
Baseline contract value	£352,086.99

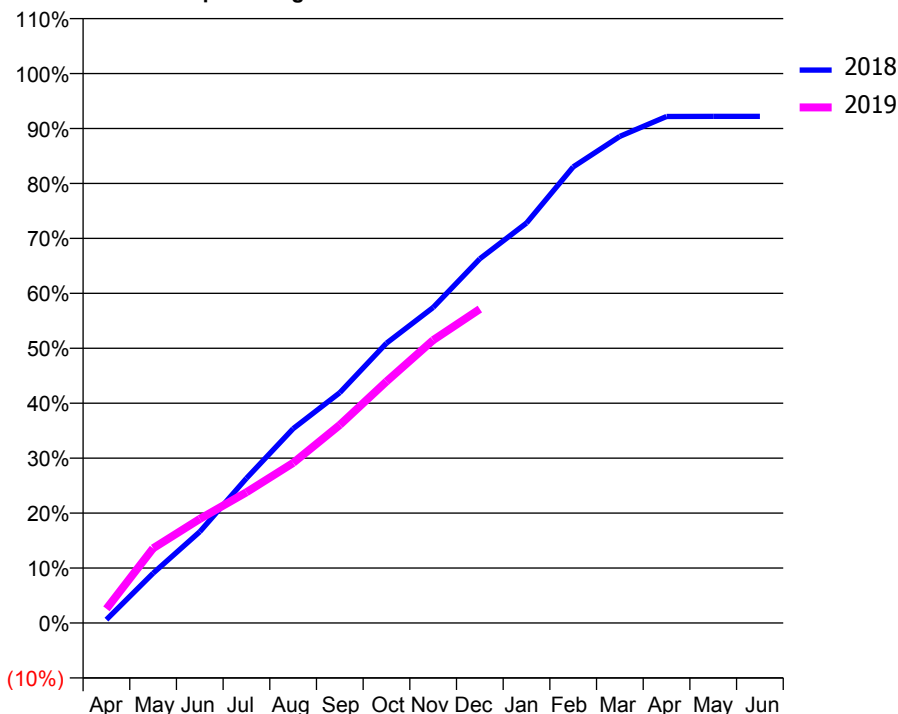
ACCESS*

Patients seen in 24 months	Total	Change since previous quarter
Quarter ending December 2017	5,858	
Quarter ending March 2018	5,816	→
Quarter ending June 2018	5,753	↓
Quarter ending September 2018	5,690	↓
Quarter ending December 2018	5,619	↓
Variance since December 2017	(4.1%)	↓



ACTIVITY

Cumulative percentage of contracted UDA delivered 2018 & 2019



Month	Adjusted Scheduled Activity (UDA)	
	2018	2019
April	93	384
May	1,342	2,015
June	2,459	2,804
July	3,898	3,520
August	5,233	4,311
September	6,203	5,335
October	7,537	6,506
November	8,499	7,620
December	9,810	8,457
January	10,774	
February	12,284	
March	13,108	
April	13,643	
May	13,646	
June	13,646	

QUALITY

	Quantity	Base Number	Contract	AT	Region	England
% of FP17s for the same patient ID Re-attending within 3 months - Children	107	1,447	7.4%	9.5%	12.3%	11.8%
% of FP17s for the same patient ID Re-attending within 3 months - Adults	633	4,763	13.3%	12.8%	15.8%	15.6%
% of FP17s for the same patient ID Re-attending between 3 & 9 months - Children	1,015	1,447	70.1%	62.9%	60.1%	58.8%
% of FP17s for the same patient ID Re-attending between 3 & 9 months - Adults	2,531	4,763	53.1%	54.6%	53.3%	51.0%
% of FP17s for Band 1 Urgent Courses	189	4,865	3.9%	7.5%	9.0%	9.0%
% of FP17s Relating to Free Repair or Replacements	34	4,865	0.7%	0.9%	1.0%	0.8%
% of FP17s Relating to Continuations	22	4,865	0.5%	0.9%	1.0%	0.9%
% of Patients satisfied with the dentistry they have received	8	8	N/A	93.6%	93.8%	93.2%
% of Patients satisfied with the time they had to wait for an appointment	8	8	N/A	89.5%	89.4%	88.3%

* This is based on patients treated on this contract for their most recent course of treatment. Figures in italics indicate the base number of FP17s or Patient Questionnaire responses are less than 100. N/A is shown where the base number of responses is less than 10 during the period. % is calculated as Quantity/Base number*100

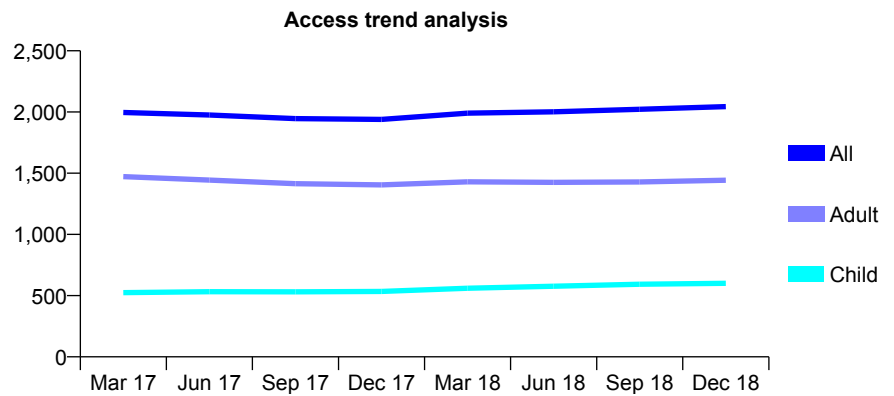
Q50 - Vital Signs At a Glance Contract Report for 651788/0001 - December 2018

Name or company name	MR A MOHAGH
Contract type name	GDS Contract
Purpose of contract	General
Contract start date	01/04/2006
Contract end date	

18/19 Contracted general activity (UDA)	5,051
Carry forward general activity (UDA)	0
18/19 Contracted orthodontic activity (UOA)	0
Carry forward orthodontic activity (UOA)	0
Baseline contract value	£131,748.30

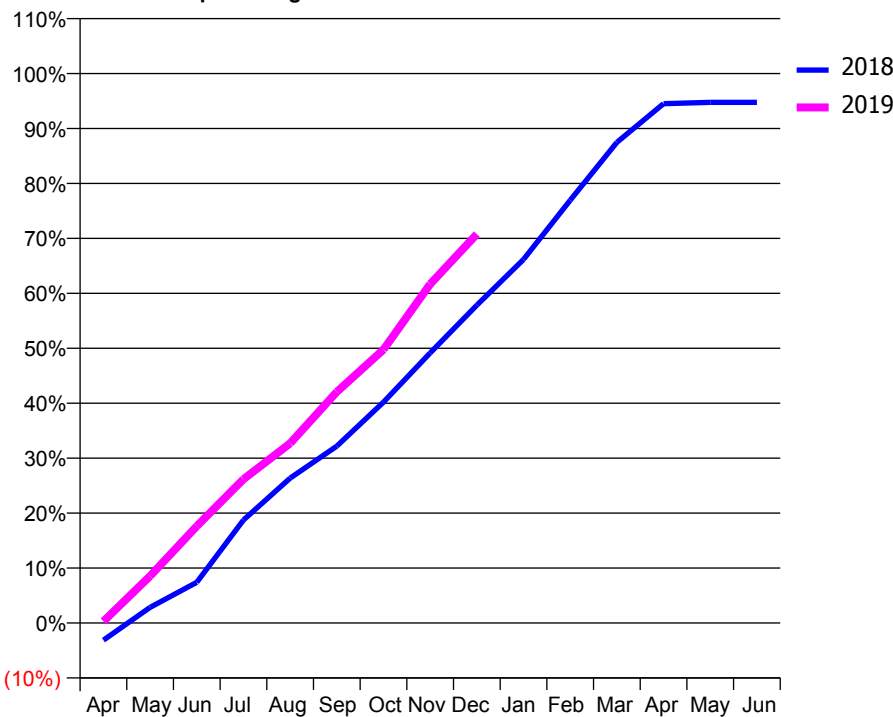
ACCESS*

Patients seen in 24 months	Total	Change since previous quarter
Quarter ending December 2017	1,939	
Quarter ending March 2018	1,991	↑
Quarter ending June 2018	2,002	→
Quarter ending September 2018	2,022	→
Quarter ending December 2018	2,044	→
Variance since December 2017	5.4%	↑



ACTIVITY

Cumulative percentage of contracted UDA delivered 2018 & 2019



Month	Adjusted Scheduled Activity (UDA)	
	2018	2019
April	-159	15
May	144	432
June	375	890
July	947	1,322
August	1,331	1,652
September	1,626	2,124
October	2,031	2,514
November	2,483	3,115
December	2,921	3,574
January	3,342	
February	3,886	
March	4,418	
April	4,773	
May	4,786	
June	4,786	

QUALITY

	Quantity	Base Number	Contract	AT	Region	England
% of FP17s for the same patient ID Re-attending within 3 months - Children	102	696	14.7%	9.5%	12.3%	11.8%
% of FP17s for the same patient ID Re-attending within 3 months - Adults	92	1,125	8.2%	12.8%	15.8%	15.6%
% of FP17s for the same patient ID Re-attending between 3 & 9 months - Children	335	696	48.1%	62.9%	60.1%	58.8%
% of FP17s for the same patient ID Re-attending between 3 & 9 months - Adults	393	1,125	34.9%	54.6%	53.3%	51.0%
% of FP17s for Band 1 Urgent Courses	169	1,663	10.2%	7.5%	9.0%	9.0%
% of FP17s Relating to Free Repair or Replacements	3	1,663	0.2%	0.9%	1.0%	0.8%
% of FP17s Relating to Continuations	2	1,663	0.1%	0.9%	1.0%	0.9%
% of Patients satisfied with the dentistry they have received	1	2	N/A	93.6%	93.8%	93.2%
% of Patients satisfied with the time they had to wait for an appointment	1	2	N/A	89.5%	89.4%	88.3%

* This is based on patients treated on this contract for their most recent course of treatment. Figures in italics indicate the base number of FP17s or Patient Questionnaire responses are less than 100. N/A is shown where the base number of responses is less than 10 during the period. % is calculated as Quantity/Base number*100

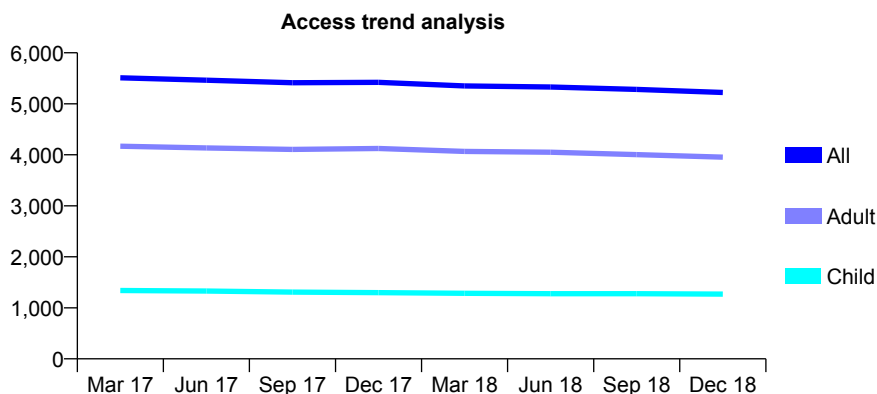
Q50 - Vital Signs At a Glance Contract Report for 678473/0001 - December 2018

Name or company name	MR TJ SPENCE
Contract type name	GDS Contract
Purpose of contract	General
Contract start date	01/04/2006
Contract end date	

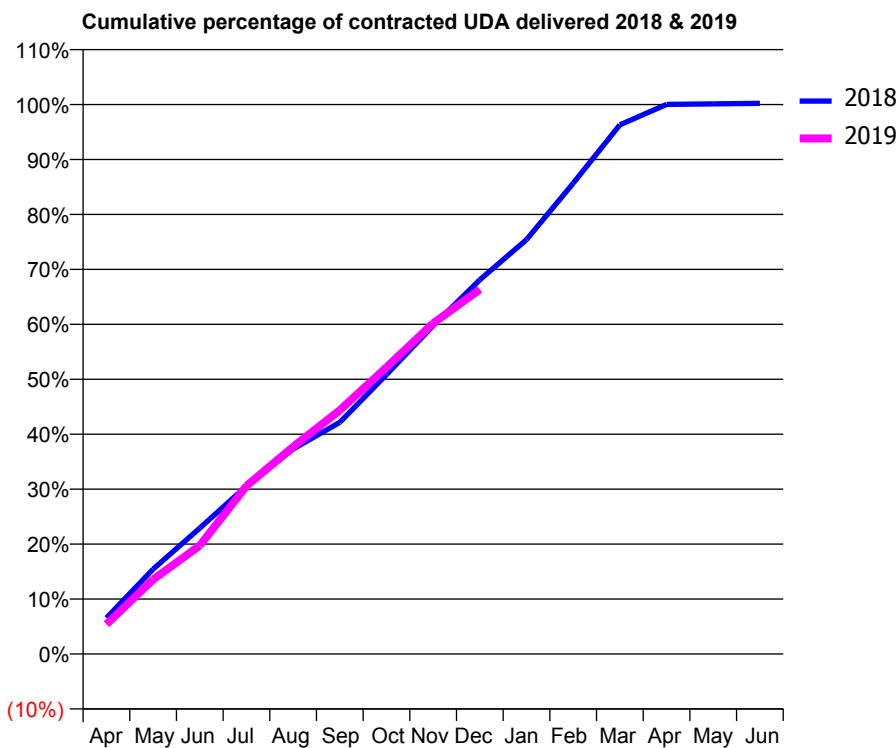
18/19 Contracted general activity (UDA)	16,050
Carry forward general activity (UDA)	-32
18/19 Contracted orthodontic activity (UOA)	0
Carry forward orthodontic activity (UOA)	0
Baseline contract value	£459,095.26

ACCESS*

Patients seen in 24 months	Total	Change since previous quarter
Quarter ending December 2017	5,421	
Quarter ending March 2018	5,351	↓
Quarter ending June 2018	5,329	→
Quarter ending September 2018	5,282	→
Quarter ending December 2018	5,223	↓
Variance since December 2017	(3.7%)	↓



ACTIVITY



Month	Adjusted Scheduled Activity (UDA)	
	2018	2019
April	1,054	869
May	2,480	2,173
June	3,681	3,167
July	4,906	4,909
August	5,989	6,055
September	6,769	7,122
October	8,163	8,377
November	9,591	9,660
December	10,932	10,649
January	12,104	
February	13,750	
March	15,458	
April	16,053	
May	16,069	
June	16,082	

QUALITY

	Quantity	Base Number	Contract	AT	Region	England
% of FP17s for the same patient ID Re-attending within 3 months - Children	127	1,606	7.9%	9.5%	12.3%	11.8%
% of FP17s for the same patient ID Re-attending within 3 months - Adults	526	4,702	11.2%	12.8%	15.8%	15.6%
% of FP17s for the same patient ID Re-attending between 3 & 9 months - Children	1,127	1,606	70.2%	62.9%	60.1%	58.8%
% of FP17s for the same patient ID Re-attending between 3 & 9 months - Adults	3,290	4,702	70.0%	54.6%	53.3%	51.0%
% of FP17s for Band 1 Urgent Courses	296	6,009	4.9%	7.5%	9.0%	9.0%
% of FP17s Relating to Free Repair or Replacements	94	6,009	1.6%	0.9%	1.0%	0.8%
% of FP17s Relating to Continuations	75	6,009	1.2%	0.9%	1.0%	0.9%
% of Patients satisfied with the dentistry they have received	1	1	N/A	93.6%	93.8%	93.2%
% of Patients satisfied with the time they had to wait for an appointment	1	1	N/A	89.5%	89.4%	88.3%

* This is based on patients treated on this contract for their most recent course of treatment. Figures in italics indicate the base number of FP17s or Patient Questionnaire responses are less than 100. N/A is shown where the base number of responses is less than 10 during the period. % is calculated as Quantity/Base number*100

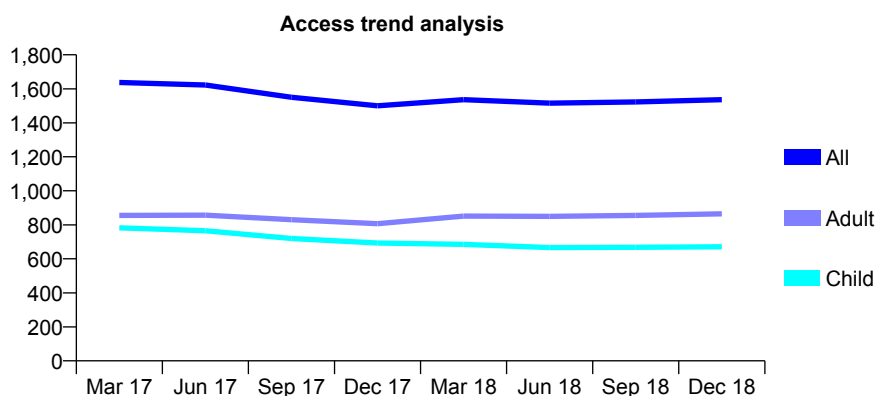
Q50 - Vital Signs At a Glance Contract Report for 678473/0002 - December 2018

Name or company name	MR TJ SPENCE
Contract type name	GDS Contract
Purpose of contract	General
Contract start date	01/04/2006
Contract end date	

18/19 Contracted general activity (UDA)	3,787
Carry forward general activity (UDA)	0
18/19 Contracted orthodontic activity (UOA)	0
Carry forward orthodontic activity (UOA)	0
Baseline contract value	£100,214.01

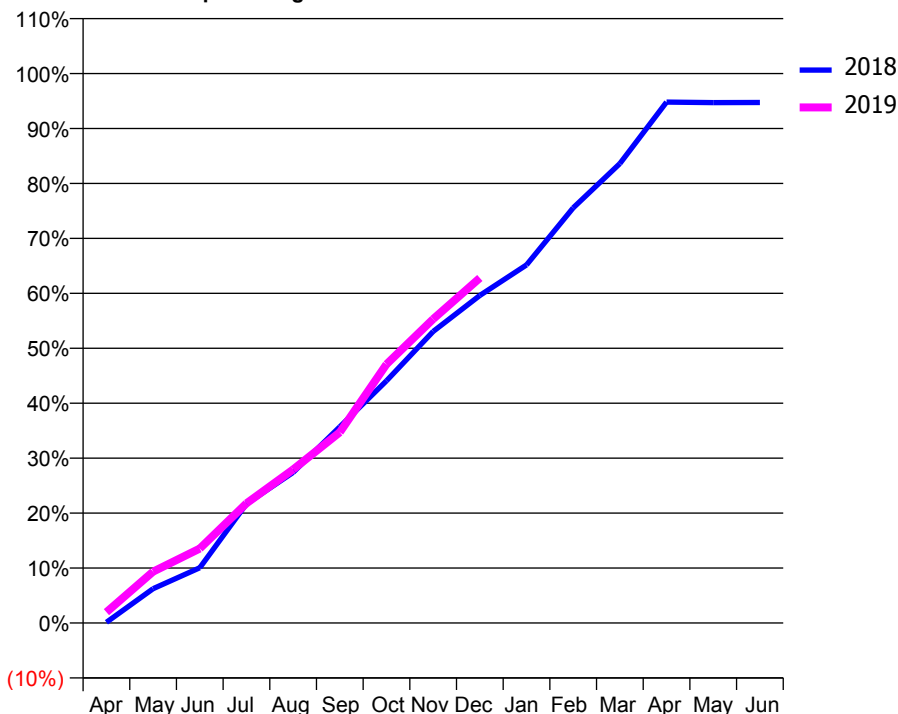
ACCESS*

Patients seen in 24 months	Total	Change since previous quarter
Quarter ending December 2017	1,500	
Quarter ending March 2018	1,536	↑
Quarter ending June 2018	1,516	↓
Quarter ending September 2018	1,523	→
Quarter ending December 2018	1,536	→
Variance since December 2017	2.4%	↑



ACTIVITY

Cumulative percentage of contracted UDA delivered 2018 & 2019



Month	Adjusted Scheduled Activity (UDA)	
	2018	2019
April	5	75
May	237	354
June	381	513
July	821	825
August	1,038	1,058
September	1,352	1,315
October	1,669	1,783
November	2,010	2,095
December	2,257	2,378
January	2,468	
February	2,862	
March	3,167	
April	3,590	
May	3,586	
June	3,587	

QUALITY

	Quantity	Base Number	Contract	AT	Region	England
% of FP17s for the same patient ID Re-attending within 3 months - Children	56	848	6.6%	9.5%	12.3%	11.8%
% of FP17s for the same patient ID Re-attending within 3 months - Adults	68	917	7.4%	12.8%	15.8%	15.6%
% of FP17s for the same patient ID Re-attending between 3 & 9 months - Children	570	848	67.2%	62.9%	60.1%	58.8%
% of FP17s for the same patient ID Re-attending between 3 & 9 months - Adults	551	917	60.1%	54.6%	53.3%	51.0%
% of FP17s for Band 1 Urgent Courses	46	1,556	3.0%	7.5%	9.0%	9.0%
% of FP17s Relating to Free Repair or Replacements	14	1,556	0.9%	0.9%	1.0%	0.8%
% of FP17s Relating to Continuations	6	1,556	0.4%	0.9%	1.0%	0.9%
% of Patients satisfied with the dentistry they have received	0	0	N/A	93.6%	93.8%	93.2%
% of Patients satisfied with the time they had to wait for an appointment	0	0	N/A	89.5%	89.4%	88.3%

* This is based on patients treated on this contract for their most recent course of treatment. Figures in italics indicate the base number of FP17s or Patient Questionnaire responses are less than 100. N/A is shown where the base number of responses is less than 10 during the period. % is calculated as Quantity/Base number*100

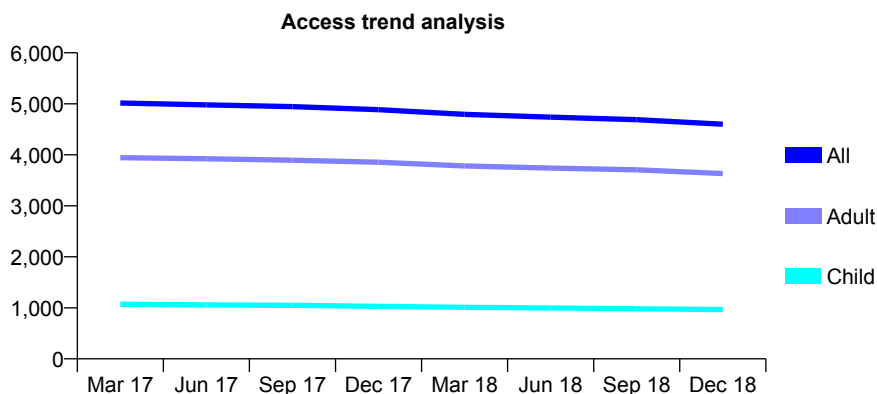
Q50 - Vital Signs At a Glance Contract Report for 682985/0001 - December 2018

Name or company name	MRS ZR BURNS
Contract type name	GDS Contract
Purpose of contract	General
Contract start date	01/04/2015
Contract end date	

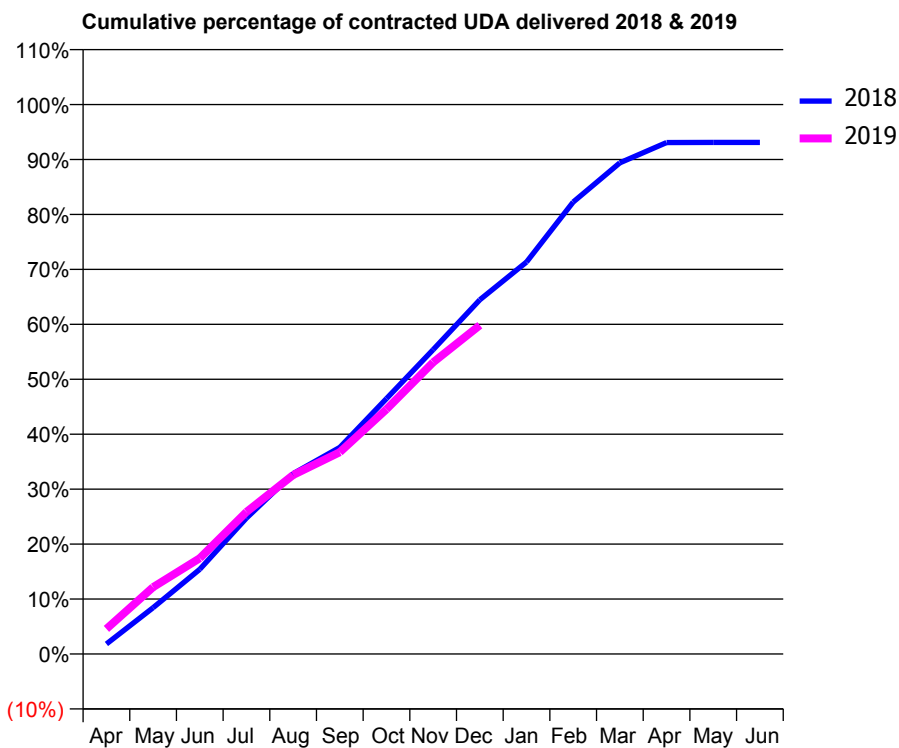
18/19 Contracted general activity (UDA)	16,157
Carry forward general activity (UDA)	0
18/19 Contracted orthodontic activity (UOA)	0
Carry forward orthodontic activity (UOA)	0
Baseline contract value	£388,074.56

ACCESS*

Patients seen in 24 months	Total	Change since previous quarter
Quarter ending December 2017	4,885	
Quarter ending March 2018	4,793	↓
Quarter ending June 2018	4,738	↓
Quarter ending September 2018	4,688	↓
Quarter ending December 2018	4,599	↓
Variance since December 2017	(5.9%)	↓



ACTIVITY



Month	Adjusted Scheduled Activity (UDA)	
	2018	2019
April	296	739
May	1,363	1,967
June	2,493	2,816
July	3,997	4,176
August	5,304	5,265
September	6,073	5,933
October	7,511	7,197
November	8,948	8,577
December	10,417	9,665
January	11,527	
February	13,289	
March	14,442	
April	15,038	
May	15,042	
June	15,042	

QUALITY

	Quantity	Base Number	Contract	AT	Region	England
% of FP17s for the same patient ID Re-attending within 3 months - Children	81	1,184	6.8%	9.5%	12.3%	11.8%
% of FP17s for the same patient ID Re-attending within 3 months - Adults	540	4,109	13.1%	12.8%	15.8%	15.6%
% of FP17s for the same patient ID Re-attending between 3 & 9 months - Children	822	1,184	69.4%	62.9%	60.1%	58.8%
% of FP17s for the same patient ID Re-attending between 3 & 9 months - Adults	2,744	4,109	66.8%	54.6%	53.3%	51.0%
% of FP17s for Band 1 Urgent Courses	255	4,998	5.1%	7.5%	9.0%	9.0%
% of FP17s Relating to Free Repair or Replacements	40	4,998	0.8%	0.9%	1.0%	0.8%
% of FP17s Relating to Continuations	43	4,998	0.9%	0.9%	1.0%	0.9%
% of Patients satisfied with the dentistry they have received	3	4	N/A	93.6%	93.8%	93.2%
% of Patients satisfied with the time they had to wait for an appointment	3	4	N/A	89.5%	89.4%	88.3%

* This is based on patients treated on this contract for their most recent course of treatment. Figures in italics indicate the base number of FP17s or Patient Questionnaire responses are less than 100. N/A is shown where the base number of responses is less than 10 during the period. % is calculated as Quantity/Base number*100

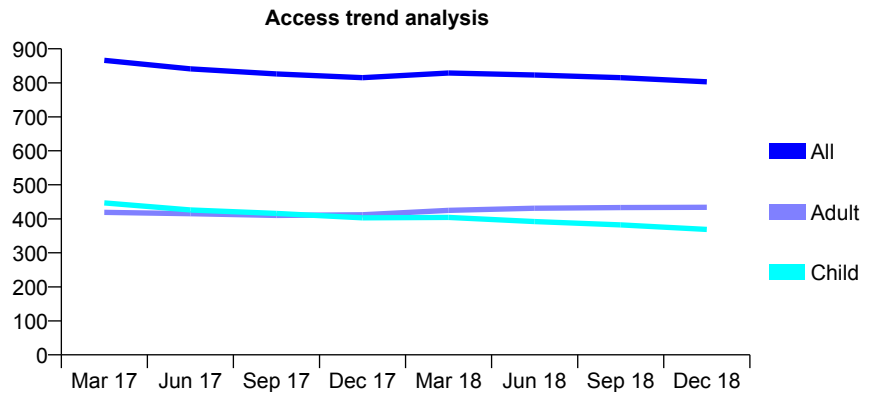
Q50 - Vital Signs At a Glance Contract Report for 706523/0001 - December 2018

Name or company name	Market Place Dentistry
Contract type name	GDS Contract
Purpose of contract	General
Contract start date	01/04/2014
Contract end date	

18/19 Contracted general activity (UDA)	1,990
Carry forward general activity (UDA)	0
18/19 Contracted orthodontic activity (UOA)	0
Carry forward orthodontic activity (UOA)	0
Baseline contract value	£56,618.61

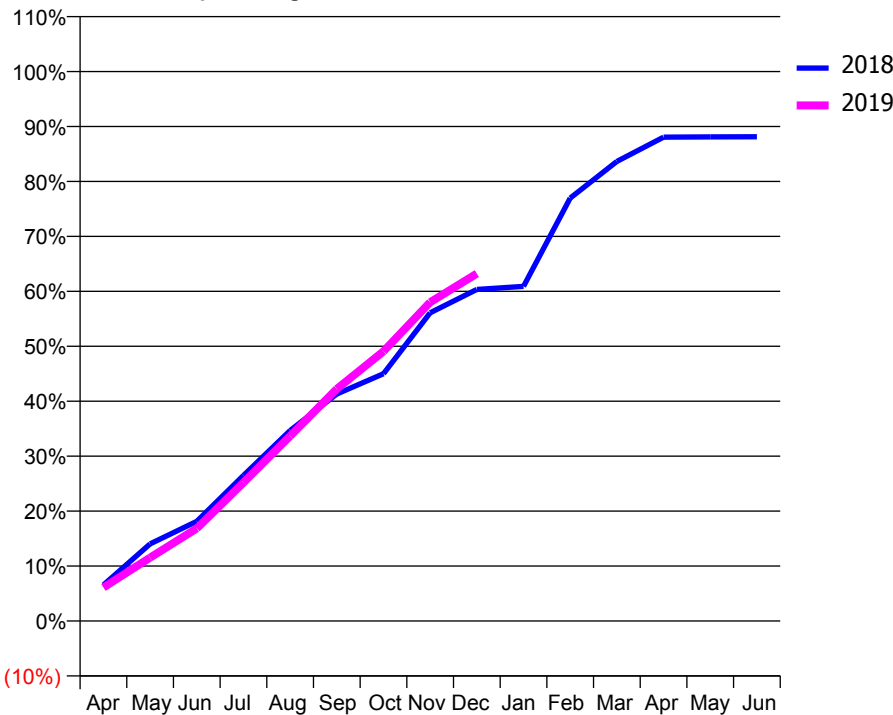
ACCESS*

Patients seen in 24 months	Total	Change since previous quarter
Quarter ending December 2017	815	
Quarter ending March 2018	829	→
Quarter ending June 2018	823	→
Quarter ending September 2018	815	→
Quarter ending December 2018	803	↓
Variance since December 2017	(1.5%)	↓



ACTIVITY

Cumulative percentage of contracted UDA delivered 2018 & 2019



Month	Adjusted Scheduled Activity (UDA)	
	2018	2019
April	154	121
May	330	230
June	426	335
July	622	502
August	814	670
September	970	841
October	1,057	977
November	1,317	1,154
December	1,417	1,258
January	1,430	
February	1,807	
March	1,964	
April	2,067	
May	2,068	
June	2,069	

QUALITY

	Quantity	Base Number	Contract	AT	Region	England
% of FP17s for the same patient ID Re-attending within 3 months - Children	21	487	4.3%	9.5%	12.3%	11.8%
% of FP17s for the same patient ID Re-attending within 3 months - Adults	67	427	15.7%	12.8%	15.8%	15.6%
% of FP17s for the same patient ID Re-attending between 3 & 9 months - Children	380	487	78.0%	62.9%	60.1%	58.8%
% of FP17s for the same patient ID Re-attending between 3 & 9 months - Adults	260	427	60.9%	54.6%	53.3%	51.0%
% of FP17s for Band 1 Urgent Courses	27	858	3.1%	7.5%	9.0%	9.0%
% of FP17s Relating to Free Repair or Replacements	1	858	0.1%	0.9%	1.0%	0.8%
% of FP17s Relating to Continuations	14	858	1.6%	0.9%	1.0%	0.9%
% of Patients satisfied with the dentistry they have received	1	1	N/A	93.6%	93.8%	93.2%
% of Patients satisfied with the time they had to wait for an appointment	1	1	N/A	89.5%	89.4%	88.3%

* This is based on patients treated on this contract for their most recent course of treatment. Figures in italics indicate the base number of FP17s or Patient Questionnaire responses are less than 100. N/A is shown where the base number of responses is less than 10 during the period. % is calculated as Quantity/Base number*100

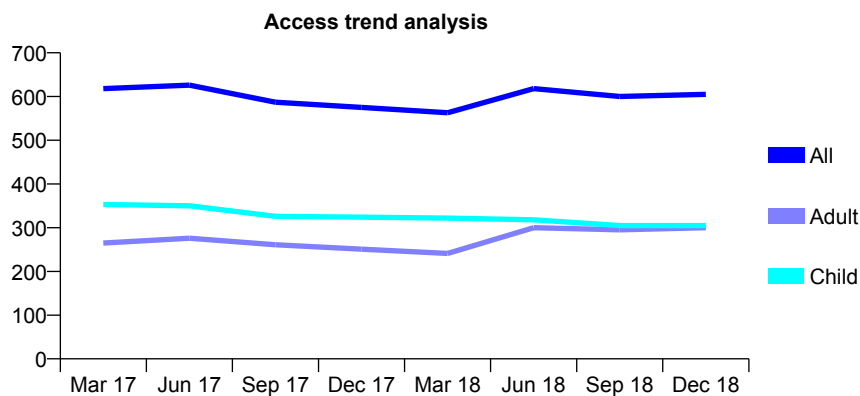
Q50 - Vital Signs At a Glance Contract Report for 725153/0002 - December 2018

Name or company name	MR DC GILKESON
Contract type name	GDS Contract
Purpose of contract	General
Contract start date	23/12/2012
Contract end date	

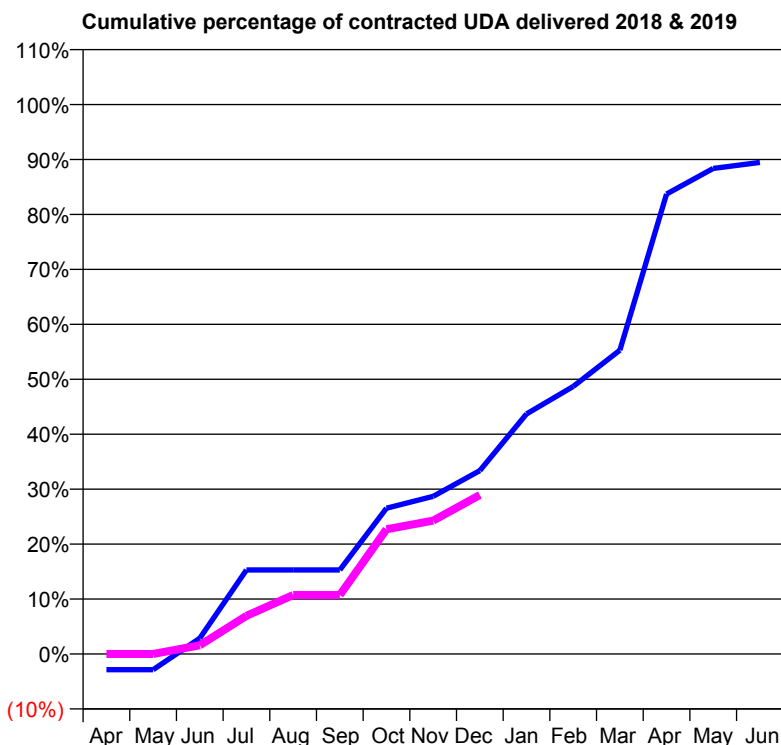
18/19 Contracted general activity (UDA)	1,390
Carry forward general activity (UDA)	0
18/19 Contracted orthodontic activity (UOA)	0
Carry forward orthodontic activity (UOA)	0
Baseline contract value	£42,534.94

ACCESS*

Patients seen in 24 months	Total	Change since previous quarter
Quarter ending December 2017	575	
Quarter ending March 2018	563	↓
Quarter ending June 2018	618	↑
Quarter ending September 2018	600	↓
Quarter ending December 2018	605	→
Variance since December 2017	5.2%	↑



ACTIVITY



Adjusted Scheduled Activity (UDA)		
Month	2018	2019
April	-40	0
May	-40	0
June	40	22
July	213	97
August	213	149
September	213	149
October	369	316
November	399	338
December	464	402
January	607	
February	677	
March	769	
April	1,163	
May	1,228	
June	1,243	

QUALITY

	Quantity	Base Number	Contract	AT	Region	England
% of FP17s for the same patient ID Re-attending within 3 months - Children	5	248	2.0%	9.5%	12.3%	11.8%
% of FP17s for the same patient ID Re-attending within 3 months - Adults	14	207	6.8%	12.8%	15.8%	15.6%
% of FP17s for the same patient ID Re-attending between 3 & 9 months - Children	130	248	52.4%	62.9%	60.1%	58.8%
% of FP17s for the same patient ID Re-attending between 3 & 9 months - Adults	55	207	26.6%	54.6%	53.3%	51.0%
% of FP17s for Band 1 Urgent Courses	0	273	0.0%	7.5%	9.0%	9.0%
% of FP17s Relating to Free Repair or Replacements	0	273	0.0%	0.9%	1.0%	0.8%
% of FP17s Relating to Continuations	0	273	0.0%	0.9%	1.0%	0.9%
% of Patients satisfied with the dentistry they have received	1	1	N/A	93.6%	93.8%	93.2%
% of Patients satisfied with the time they had to wait for an appointment	1	1	N/A	89.5%	89.4%	88.3%

* This is based on patients treated on this contract for their most recent course of treatment. Figures in italics indicate the base number of FP17s or Patient Questionnaire responses are less than 100. N/A is shown where the base number of responses is less than 10 during the period. % is calculated as Quantity/Base number*100

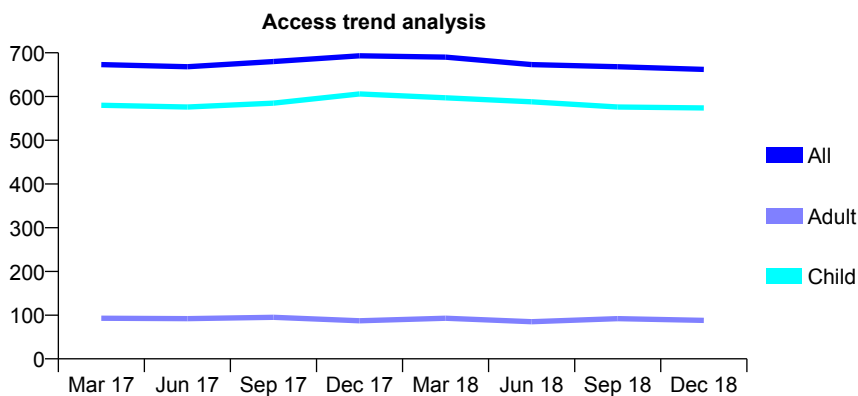
Q50 - Vital Signs At a Glance Contract Report for 732974/0001 - December 2018

Name or company name	MR IJ AUCKLAND
Contract type name	GDS Contract
Purpose of contract	General and Orthodontic
Contract start date	01/04/2006
Contract end date	

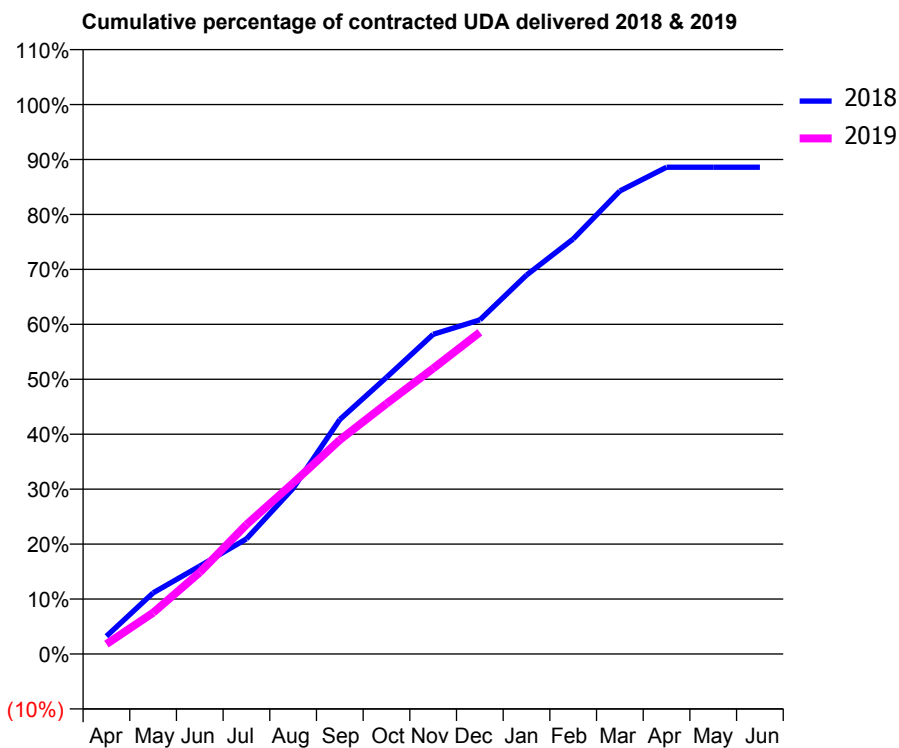
18/19 Contracted general activity (UDA)	1,332
Carry forward general activity (UDA)	0
18/19 Contracted orthodontic activity (UOA)	815
Carry forward orthodontic activity (UOA)	0
Baseline contract value	£108,599.59

ACCESS*

Patients seen in 24 months	Total	Change since previous quarter
Quarter ending December 2017	693	
Quarter ending March 2018	690	→
Quarter ending June 2018	673	↓
Quarter ending September 2018	668	→
Quarter ending December 2018	662	→
Variance since December 2017	(4.5%)	↓



ACTIVITY



Month	Adjusted Scheduled Activity (UDA)	
	2018	2019
April	48	24
May	165	100
June	237	198
July	310	314
August	446	415
September	632	519
October	745	607
November	861	692
December	900	780
January	1,021	
February	1,118	
March	1,247	
April	1,311	
May	1,311	
June	1,311	

QUALITY

	Quantity	Base Number	Contract	AT	Region	England
% of FP17s for the same patient ID Re-attending within 3 months - Children	45	697	6.5%	9.5%	12.3%	11.8%
% of FP17s for the same patient ID Re-attending within 3 months - Adults	0	27	0.0%	12.8%	15.8%	15.6%
% of FP17s for the same patient ID Re-attending between 3 & 9 months - Children	490	697	70.3%	62.9%	60.1%	58.8%
% of FP17s for the same patient ID Re-attending between 3 & 9 months - Adults	18	27	66.7%	54.6%	53.3%	51.0%
% of FP17s for Band 1 Urgent Courses	14	599	2.3%	7.5%	9.0%	9.0%
% of FP17s Relating to Free Repair or Replacements	0	599	0.0%	0.9%	1.0%	0.8%
% of FP17s Relating to Continuations	0	599	0.0%	0.9%	1.0%	0.9%
% of Patients satisfied with the dentistry they have received	1	1	N/A	93.6%	93.8%	93.2%
% of Patients satisfied with the time they had to wait for an appointment	1	1	N/A	89.5%	89.4%	88.3%

* This is based on patients treated on this contract for their most recent course of treatment. Figures in italics indicate the base number of FP17s or Patient Questionnaire responses are less than 100. N/A is shown where the base number of responses is less than 10 during the period. % is calculated as Quantity/Base number*100

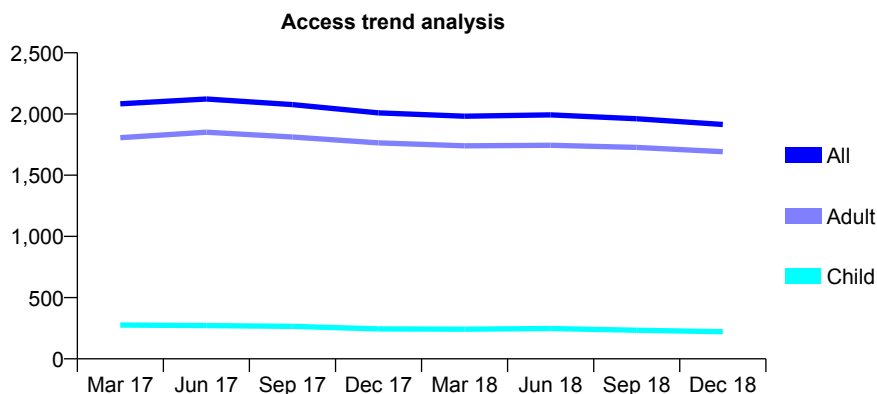
Q50 - Vital Signs At a Glance Contract Report for 736449/0001 - December 2018

Name or company name	MR N SINCLAIR
Contract type name	GDS Contract
Purpose of contract	General
Contract start date	01/04/2006
Contract end date	

18/19 Contracted general activity (UDA)	9,815
Carry forward general activity (UDA)	0
18/19 Contracted orthodontic activity (UOA)	0
Carry forward orthodontic activity (UOA)	0
Baseline contract value	£229,358.02

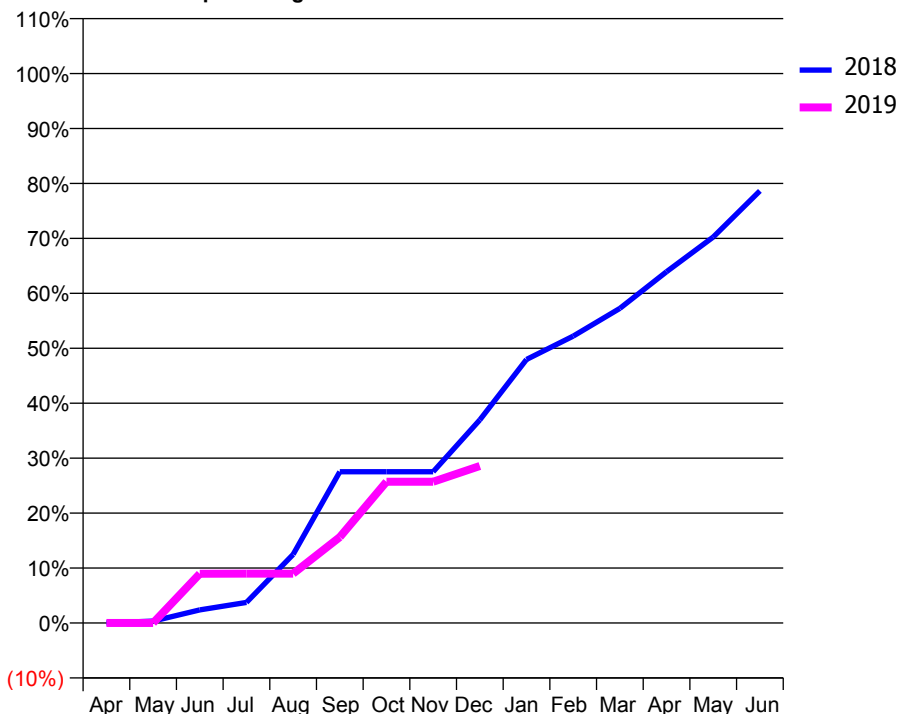
ACCESS*

Patients seen in 24 months	Total	Change since previous quarter
Quarter ending December 2017	2,009	
Quarter ending March 2018	1,982	↓
Quarter ending June 2018	1,993	→
Quarter ending September 2018	1,961	↓
Quarter ending December 2018	1,914	↓
Variance since December 2017	(4.7%)	↓



ACTIVITY

Cumulative percentage of contracted UDA delivered 2018 & 2019



Month	Adjusted Scheduled Activity (UDA)	
	2018	2019
April	0	0
May	36	1
June	235	880
July	369	882
August	1,226	882
September	2,702	1,534
October	2,702	2,524
November	2,702	2,524
December	3,630	2,804
January	4,708	
February	5,124	
March	5,621	
April	6,274	
May	6,895	
June	7,718	

QUALITY

	Quantity	Base Number	Contract	AT	Region	England
% of FP17s for the same patient ID Re-attending within 3 months - Children	16	254	6.3%	9.5%	12.3%	11.8%
% of FP17s for the same patient ID Re-attending within 3 months - Adults	352	1,974	17.8%	12.8%	15.8%	15.6%
% of FP17s for the same patient ID Re-attending between 3 & 9 months - Children	185	254	72.8%	62.9%	60.1%	58.8%
% of FP17s for the same patient ID Re-attending between 3 & 9 months - Adults	1,335	1,974	67.6%	54.6%	53.3%	51.0%
% of FP17s for Band 1 Urgent Courses	162	1,358	11.9%	7.5%	9.0%	9.0%
% of FP17s Relating to Free Repair or Replacements	22	1,358	1.6%	0.9%	1.0%	0.8%
% of FP17s Relating to Continuations	6	1,358	0.4%	0.9%	1.0%	0.9%
% of Patients satisfied with the dentistry they have received	5	5	N/A	93.6%	93.8%	93.2%
% of Patients satisfied with the time they had to wait for an appointment	5	5	N/A	89.5%	89.4%	88.3%

* This is based on patients treated on this contract for their most recent course of treatment. Figures in italics indicate the base number of FP17s or Patient Questionnaire responses are less than 100. N/A is shown where the base number of responses is less than 10 during the period. % is calculated as Quantity/Base number*100

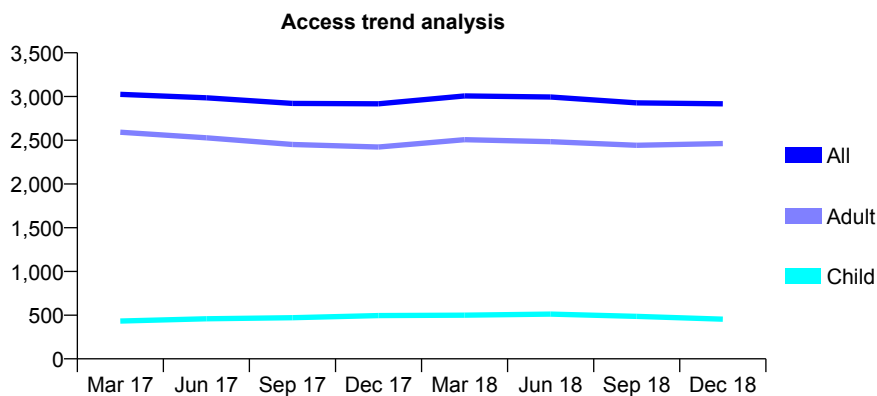
Q50 - Vital Signs At a Glance Contract Report for 737089/0001 - December 2018

Name or company name	MR AN GATECLIFF
Contract type name	GDS Contract
Purpose of contract	General
Contract start date	01/04/2006
Contract end date	

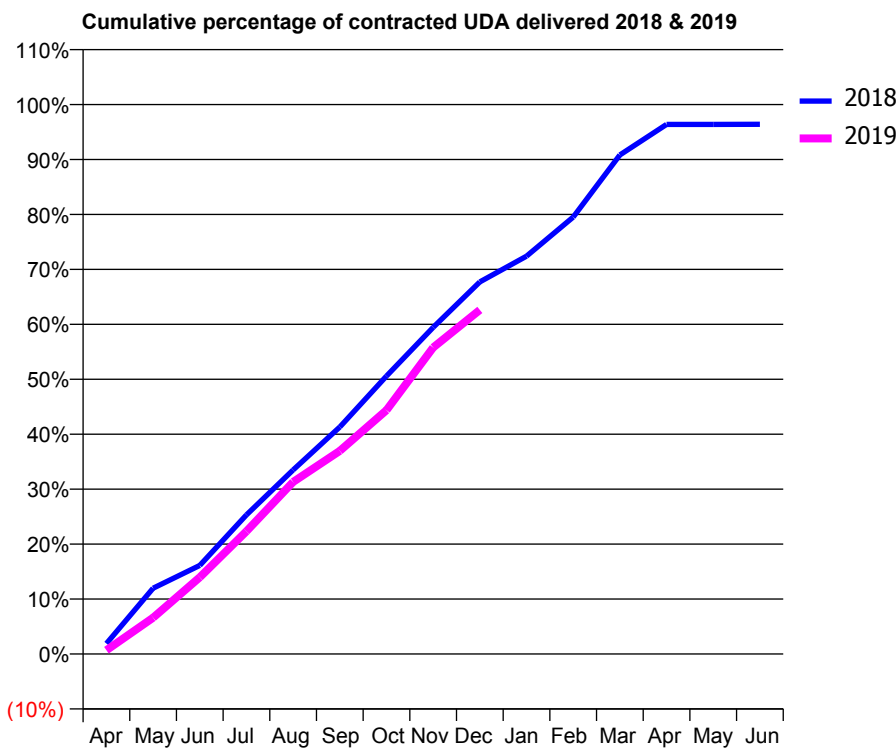
18/19 Contracted general activity (UDA)	8,178
Carry forward general activity (UDA)	294
18/19 Contracted orthodontic activity (UOA)	0
Carry forward orthodontic activity (UOA)	0
Baseline contract value	£263,303.82

ACCESS*

Patients seen in 24 months	Total	Change since previous quarter
Quarter ending December 2017	2,917	
Quarter ending March 2018	3,006	↑
Quarter ending June 2018	2,994	→
Quarter ending September 2018	2,928	↓
Quarter ending December 2018	2,916	→
Variance since December 2017	(0.0%)	→



ACTIVITY



Month	Adjusted Scheduled Activity (UDA)	
	2018	2019
April	155	56
May	980	541
June	1,318	1,141
July	2,070	1,827
August	2,739	2,561
September	3,380	3,023
October	4,137	3,628
November	4,861	4,562
December	5,538	5,121
January	5,921	
February	6,502	
March	7,428	
April	7,881	
May	7,881	
June	7,884	

QUALITY

	Quantity	Base Number	Contract	AT	Region	England
% of FP17s for the same patient ID Re-attending within 3 months - Children	14	639	2.2%	9.5%	12.3%	11.8%
% of FP17s for the same patient ID Re-attending within 3 months - Adults	205	2,464	8.3%	12.8%	15.8%	15.6%
% of FP17s for the same patient ID Re-attending between 3 & 9 months - Children	363	639	56.8%	62.9%	60.1%	58.8%
% of FP17s for the same patient ID Re-attending between 3 & 9 months - Adults	784	2,464	31.8%	54.6%	53.3%	51.0%
% of FP17s for Band 1 Urgent Courses	97	2,862	3.4%	7.5%	9.0%	9.0%
% of FP17s Relating to Free Repair or Replacements	33	2,862	1.2%	0.9%	1.0%	0.8%
% of FP17s Relating to Continuations	63	2,862	2.2%	0.9%	1.0%	0.9%
% of Patients satisfied with the dentistry they have received	1	2	N/A	93.6%	93.8%	93.2%
% of Patients satisfied with the time they had to wait for an appointment	1	2	N/A	89.5%	89.4%	88.3%

* This is based on patients treated on this contract for their most recent course of treatment. Figures in italics indicate the base number of FP17s or Patient Questionnaire responses are less than 100. N/A is shown where the base number of responses is less than 10 during the period. % is calculated as Quantity/Base number*100

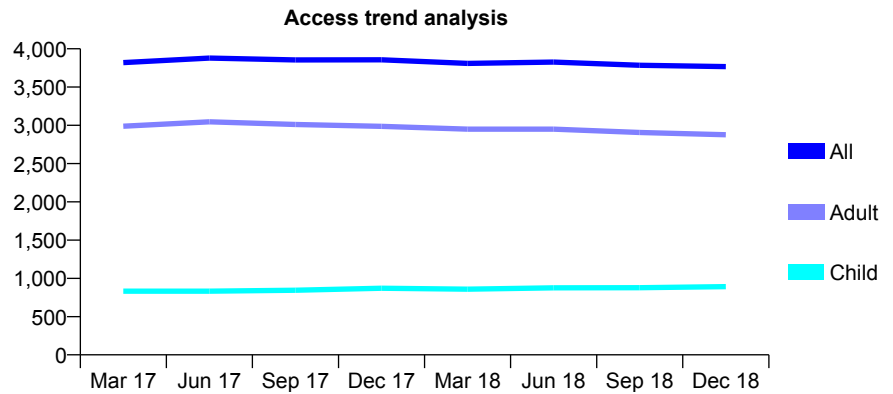
Q50 - Vital Signs At a Glance Contract Report for 739146/0001 - December 2018

Name or company name	MR MA HOMA
Contract type name	GDS Contract
Purpose of contract	General
Contract start date	01/04/2006
Contract end date	

18/19 Contracted general activity (UDA)	7,753
Carry forward general activity (UDA)	96
18/19 Contracted orthodontic activity (UOA)	0
Carry forward orthodontic activity (UOA)	0
Baseline contract value	£225,084.16

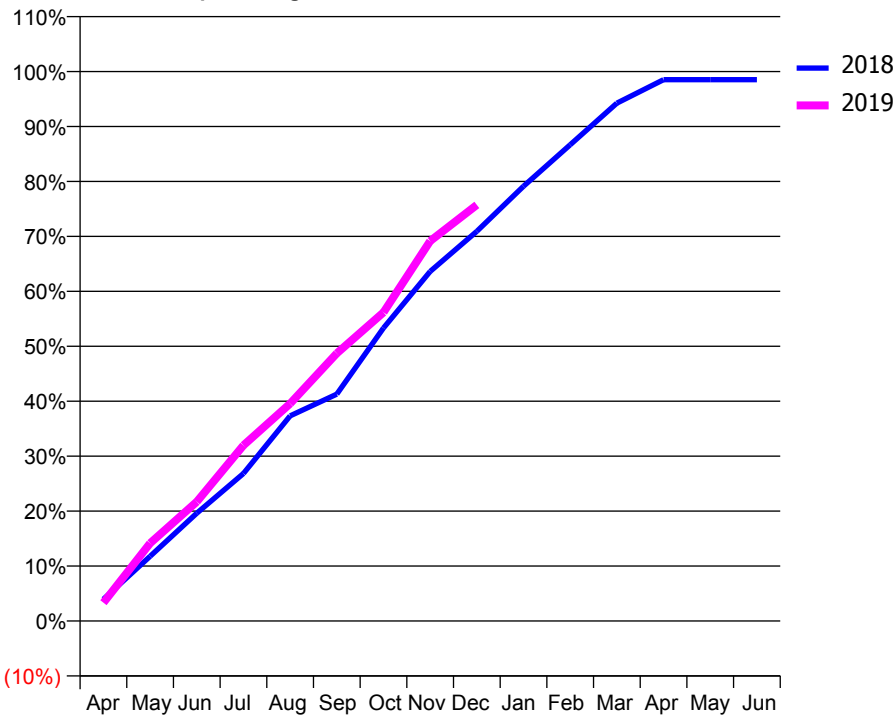
ACCESS*

Patients seen in 24 months	Total	Change since previous quarter
Quarter ending December 2017	3,856	
Quarter ending March 2018	3,809	↓
Quarter ending June 2018	3,826	→
Quarter ending September 2018	3,785	↓
Quarter ending December 2018	3,768	→
Variance since December 2017	(2.3%)	↓



ACTIVITY

Cumulative percentage of contracted UDA delivered 2018 & 2019



Month	Adjusted Scheduled Activity (UDA)	
	2018	2019
April	308	258
May	914	1,097
June	1,521	1,683
July	2,081	2,478
August	2,895	3,067
September	3,201	3,777
October	4,134	4,355
November	4,933	5,361
December	5,498	5,871
January	6,134	
February	6,720	
March	7,306	
April	7,637	
May	7,637	
June	7,637	

QUALITY

	Quantity	Base Number	Contract	AT	Region	England
% of FP17s for the same patient ID Re-attending within 3 months - Children	30	962	3.1%	9.5%	12.3%	11.8%
% of FP17s for the same patient ID Re-attending within 3 months - Adults	378	2,906	13.0%	12.8%	15.8%	15.6%
% of FP17s for the same patient ID Re-attending between 3 & 9 months - Children	629	962	65.4%	62.9%	60.1%	58.8%
% of FP17s for the same patient ID Re-attending between 3 & 9 months - Adults	1,538	2,906	52.9%	54.6%	53.3%	51.0%
% of FP17s for Band 1 Urgent Courses	193	2,947	6.5%	7.5%	9.0%	9.0%
% of FP17s Relating to Free Repair or Replacements	15	2,947	0.5%	0.9%	1.0%	0.8%
% of FP17s Relating to Continuations	44	2,947	1.5%	0.9%	1.0%	0.9%
% of Patients satisfied with the dentistry they have received	2	2	N/A	93.6%	93.8%	93.2%
% of Patients satisfied with the time they had to wait for an appointment	2	2	N/A	89.5%	89.4%	88.3%

* This is based on patients treated on this contract for their most recent course of treatment. Figures in italics indicate the base number of FP17s or Patient Questionnaire responses are less than 100. N/A is shown where the base number of responses is less than 10 during the period. % is calculated as Quantity/Base number*100

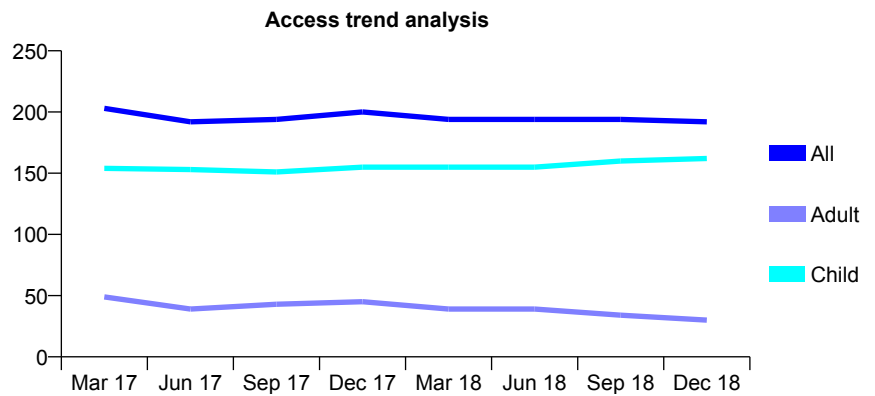
Q50 - Vital Signs At a Glance Contract Report for 739375/0001 - December 2018

Name or company name	Holbrook Dental Practice
Contract type name	GDS Contract
Purpose of contract	General
Contract start date	01/04/2006
Contract end date	

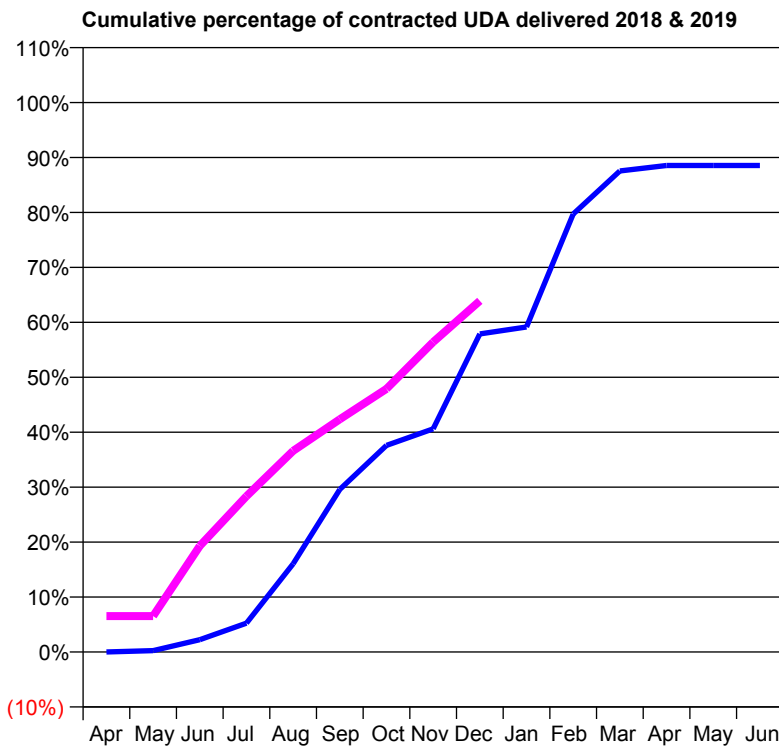
18/19 Contracted general activity (UDA)	400
Carry forward general activity (UDA)	0
18/19 Contracted orthodontic activity (UOA)	0
Carry forward orthodontic activity (UOA)	0
Baseline contract value	£12,043.85

ACCESS*

Patients seen in 24 months	Total	Change since previous quarter
Quarter ending December 2017	200	
Quarter ending March 2018	194	↓
Quarter ending June 2018	194	→
Quarter ending September 2018	194	→
Quarter ending December 2018	192	↓
Variance since December 2017	(4.0%)	↓



ACTIVITY



Month	Adjusted Scheduled Activity (UDA)	
	2018	2019
April	0	26
May	1	26
June	9	77
July	21	113
August	64	146
September	118	169
October	150	192
November	162	226
December	232	256
January	237	
February	319	
March	350	
April	354	
May	354	
June	354	

QUALITY

	Quantity	Base Number	Contract	AT	Region	England
% of FP17s for the same patient ID Re-attending within 3 months - Children	12	172	7.0%	9.5%	12.3%	11.8%
% of FP17s for the same patient ID Re-attending within 3 months - Adults	0	13	0.0%	12.8%	15.8%	15.6%
% of FP17s for the same patient ID Re-attending between 3 & 9 months - Children	96	172	55.8%	62.9%	60.1%	58.8%
% of FP17s for the same patient ID Re-attending between 3 & 9 months - Adults	9	13	69.2%	54.6%	53.3%	51.0%
% of FP17s for Band 1 Urgent Courses	3	183	1.6%	7.5%	9.0%	9.0%
% of FP17s Relating to Free Repair or Replacements	0	183	0.0%	0.9%	1.0%	0.8%
% of FP17s Relating to Continuations	0	183	0.0%	0.9%	1.0%	0.9%
% of Patients satisfied with the dentistry they have received	0	0	N/A	93.6%	93.8%	93.2%
% of Patients satisfied with the time they had to wait for an appointment	0	0	N/A	89.5%	89.4%	88.3%

* This is based on patients treated on this contract for their most recent course of treatment. Figures in italics indicate the base number of FP17s or Patient Questionnaire responses are less than 100. N/A is shown where the base number of responses is less than 10 during the period. % is calculated as Quantity/Base number*100

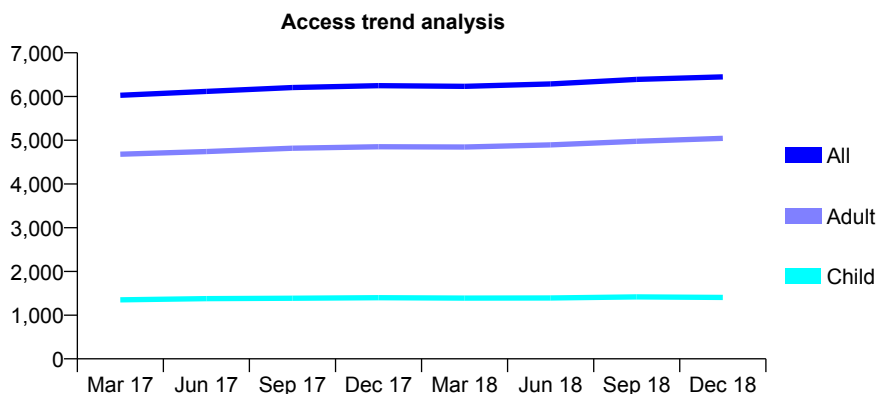
Q50 - Vital Signs At a Glance Contract Report for 739766/0001 - December 2018

Name or company name	MR DG BOFF
Contract type name	GDS Contract
Purpose of contract	General
Contract start date	01/04/2006
Contract end date	

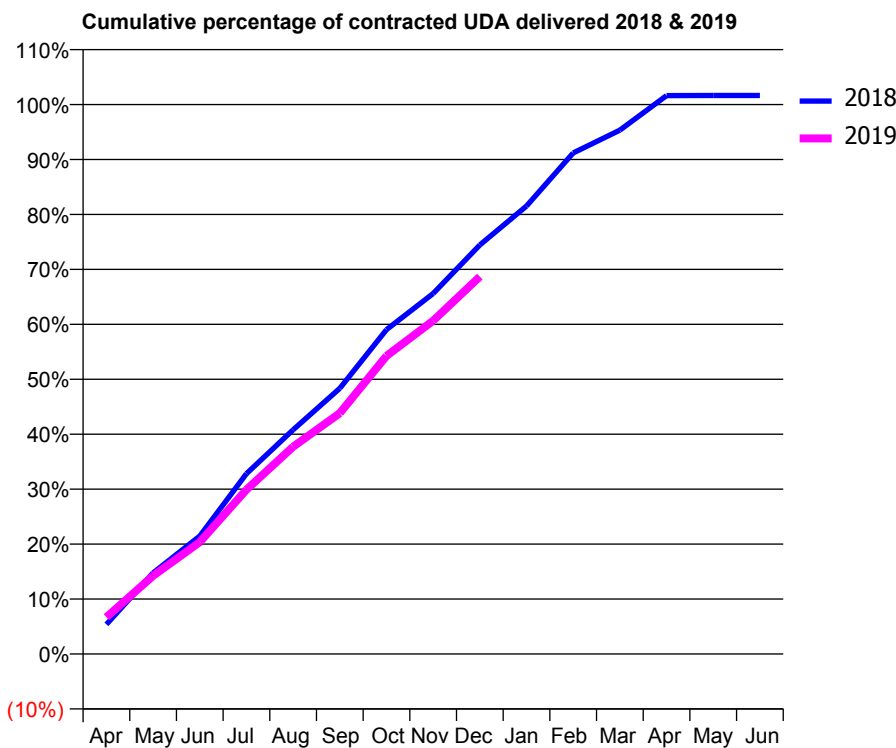
18/19 Contracted general activity (UDA)	15,658
Carry forward general activity (UDA)	-256
18/19 Contracted orthodontic activity (UOA)	0
Carry forward orthodontic activity (UOA)	0
Baseline contract value	£483,294.56

ACCESS*

Patients seen in 24 months	Total	Change since previous quarter
Quarter ending December 2017	6,248	
Quarter ending March 2018	6,232	→
Quarter ending June 2018	6,288	→
Quarter ending September 2018	6,391	→
Quarter ending December 2018	6,450	→
Variance since December 2017	3.2%	↑



ACTIVITY



Month	Adjusted Scheduled Activity (UDA)	
	2018	2019
April	846	1,051
May	2,313	2,228
June	3,360	3,190
July	5,138	4,682
August	6,389	5,905
September	7,570	6,864
October	9,242	8,496
November	10,274	9,496
December	11,655	10,755
January	12,765	
February	14,276	
March	14,926	
April	15,912	
May	15,914	
June	15,914	

QUALITY

	Quantity	Base Number	Contract	AT	Region	England
% of FP17s for the same patient ID Re-attending within 3 months - Children	133	1,849	7.2%	9.5%	12.3%	11.8%
% of FP17s for the same patient ID Re-attending within 3 months - Adults	506	4,911	10.3%	12.8%	15.8%	15.6%
% of FP17s for the same patient ID Re-attending between 3 & 9 months - Children	1,259	1,849	68.1%	62.9%	60.1%	58.8%
% of FP17s for the same patient ID Re-attending between 3 & 9 months - Adults	1,722	4,911	35.1%	54.6%	53.3%	51.0%
% of FP17s for Band 1 Urgent Courses	139	6,138	2.3%	7.5%	9.0%	9.0%
% of FP17s Relating to Free Repair or Replacements	22	6,138	0.4%	0.9%	1.0%	0.8%
% of FP17s Relating to Continuations	56	6,138	0.9%	0.9%	1.0%	0.9%
% of Patients satisfied with the dentistry they have received	1	1	N/A	93.6%	93.8%	93.2%
% of Patients satisfied with the time they had to wait for an appointment	1	1	N/A	89.5%	89.4%	88.3%

* This is based on patients treated on this contract for their most recent course of treatment. Figures in italics indicate the base number of FP17s or Patient Questionnaire responses are less than 100. N/A is shown where the base number of responses is less than 10 during the period. % is calculated as Quantity/Base number*100

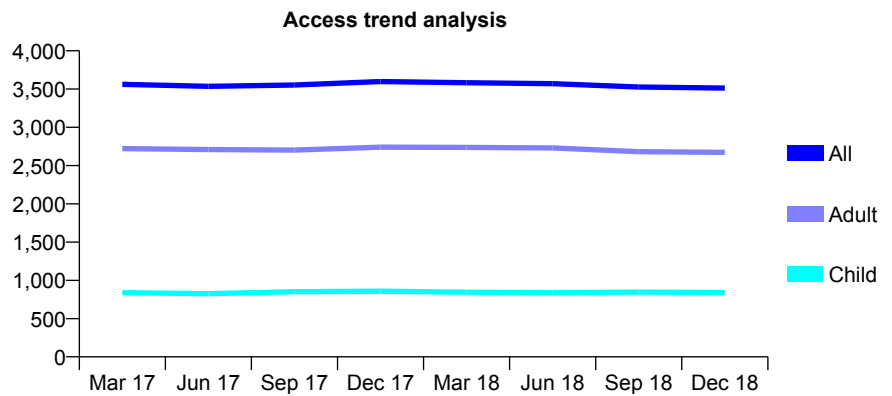
Q50 - Vital Signs At a Glance Contract Report for 739766/0002 - December 2018

Name or company name	MR DG BOFF
Contract type name	GDS Contract
Purpose of contract	General
Contract start date	01/04/2006
Contract end date	

18/19 Contracted general activity (UDA)	18,000
Carry forward general activity (UDA)	0
18/19 Contracted orthodontic activity (UOA)	0
Carry forward orthodontic activity (UOA)	0
Baseline contract value	£593,609.36

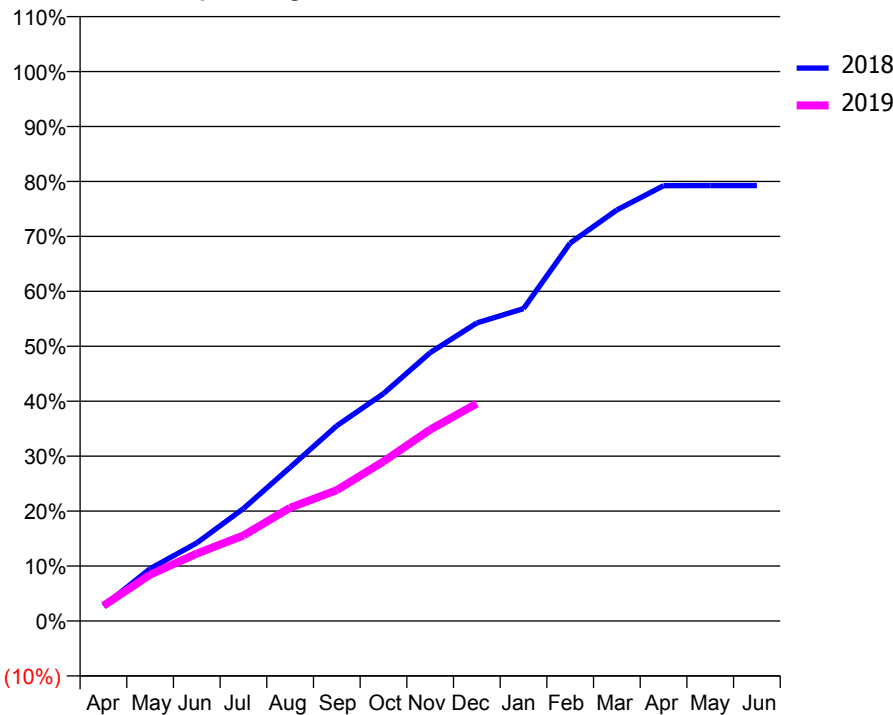
ACCESS*

Patients seen in 24 months	Total	Change since previous quarter
Quarter ending December 2017	3,599	
Quarter ending March 2018	3,583	→
Quarter ending June 2018	3,570	→
Quarter ending September 2018	3,527	↓
Quarter ending December 2018	3,513	→
Variance since December 2017	(2.4%)	↓



ACTIVITY

Cumulative percentage of contracted UDA delivered 2018 & 2019



Month	Adjusted Scheduled Activity (UDA)	
	2018	2019
April	489	499
May	1,714	1,518
June	2,557	2,209
July	3,684	2,800
August	5,032	3,713
September	6,398	4,286
October	7,448	5,227
November	8,790	6,269
December	9,766	7,123
January	10,232	
February	12,382	
March	13,463	
April	14,260	
May	14,264	
June	14,264	

QUALITY

	Quantity	Base Number	Contract	AT	Region	England
% of FP17s for the same patient ID Re-attending within 3 months - Children	92	1,061	8.7%	9.5%	12.3%	11.8%
% of FP17s for the same patient ID Re-attending within 3 months - Adults	307	2,613	11.7%	12.8%	15.8%	15.6%
% of FP17s for the same patient ID Re-attending between 3 & 9 months - Children	703	1,061	66.3%	62.9%	60.1%	58.8%
% of FP17s for the same patient ID Re-attending between 3 & 9 months - Adults	1,596	2,613	61.1%	54.6%	53.3%	51.0%
% of FP17s for Band 1 Urgent Courses	203	3,375	6.0%	7.5%	9.0%	9.0%
% of FP17s Relating to Free Repair or Replacements	54	3,375	1.6%	0.9%	1.0%	0.8%
% of FP17s Relating to Continuations	32	3,375	0.9%	0.9%	1.0%	0.9%
% of Patients satisfied with the dentistry they have received	7	7	N/A	93.6%	93.8%	93.2%
% of Patients satisfied with the time they had to wait for an appointment	7	7	N/A	89.5%	89.4%	88.3%

* This is based on patients treated on this contract for their most recent course of treatment. Figures in italics indicate the base number of FP17s or Patient Questionnaire responses are less than 100. N/A is shown where the base number of responses is less than 10 during the period. % is calculated as Quantity/Base number*100

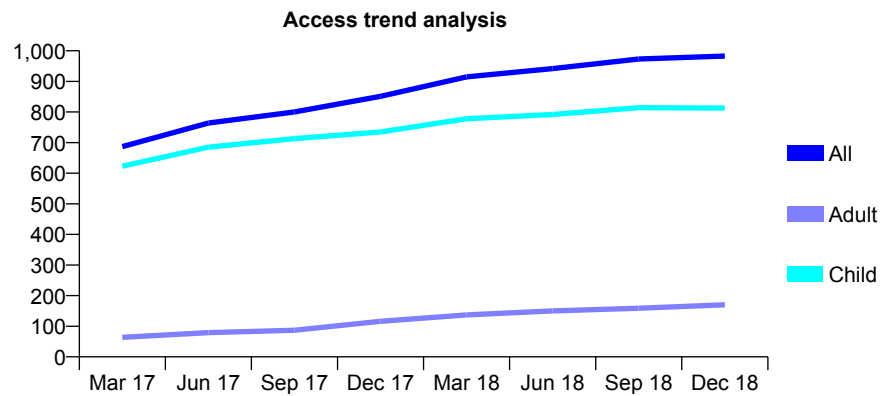
Q50 - Vital Signs At a Glance Contract Report for 740683/0001 - December 2018

Name or company name	MR JW MUIRHEAD
Contract type name	GDS Contract
Purpose of contract	General
Contract start date	01/04/2006
Contract end date	

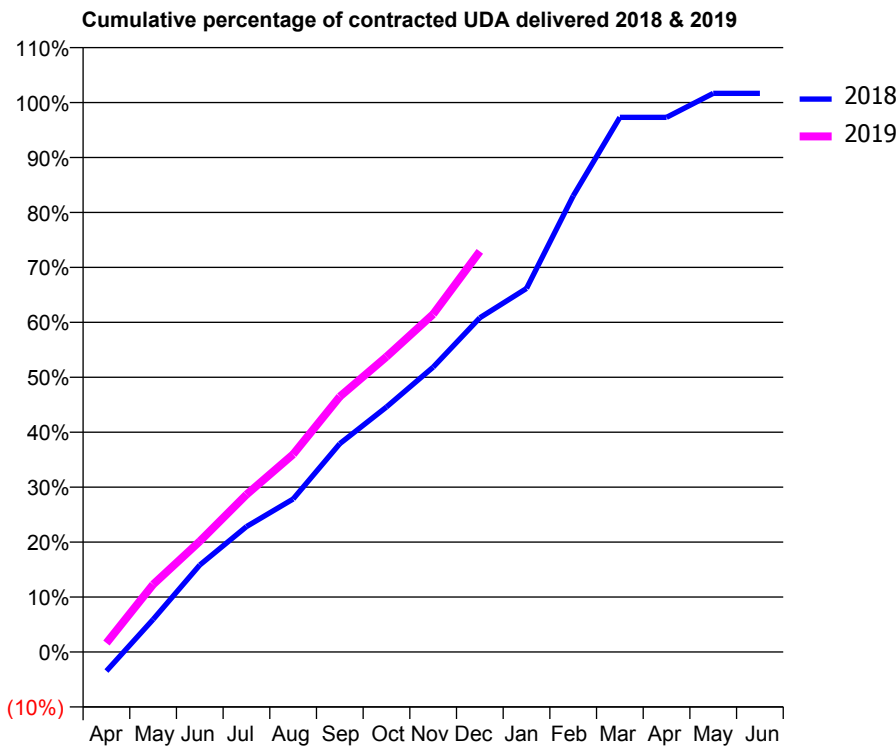
18/19 Contracted general activity (UDA)	1,404
Carry forward general activity (UDA)	-23
18/19 Contracted orthodontic activity (UOA)	0
Carry forward orthodontic activity (UOA)	0
Baseline contract value	£36,139.13

ACCESS*

Patients seen in 24 months	Total	Change since previous quarter
Quarter ending December 2017	851	
Quarter ending March 2018	915	↑
Quarter ending June 2018	942	↑
Quarter ending September 2018	973	↑
Quarter ending December 2018	983	→
Variance since December 2017	15.5%	↑



ACTIVITY



Month	Adjusted Scheduled Activity (UDA)	
	2018	2019
April	-49	23
May	83	173
June	222	283
July	321	402
August	391	505
September	532	653
October	626	755
November	728	863
December	854	1,024
January	929	
February	1,165	
March	1,366	
April	1,366	
May	1,427	
June	1,427	

QUALITY

	Quantity	Base Number	Contract	AT	Region	England
% of FP17s for the same patient ID Re-attending within 3 months - Children	47	824	5.7%	9.5%	12.3%	11.8%
% of FP17s for the same patient ID Re-attending within 3 months - Adults	1	52	1.9%	12.8%	15.8%	15.6%
% of FP17s for the same patient ID Re-attending between 3 & 9 months - Children	444	824	53.9%	62.9%	60.1%	58.8%
% of FP17s for the same patient ID Re-attending between 3 & 9 months - Adults	20	52	38.5%	54.6%	53.3%	51.0%
% of FP17s for Band 1 Urgent Courses	40	827	4.8%	7.5%	9.0%	9.0%
% of FP17s Relating to Free Repair or Replacements	0	827	0.0%	0.9%	1.0%	0.8%
% of FP17s Relating to Continuations	0	827	0.0%	0.9%	1.0%	0.9%
% of Patients satisfied with the dentistry they have received	1	1	N/A	93.6%	93.8%	93.2%
% of Patients satisfied with the time they had to wait for an appointment	1	1	N/A	89.5%	89.4%	88.3%

* This is based on patients treated on this contract for their most recent course of treatment. Figures in italics indicate the base number of FP17s or Patient Questionnaire responses are less than 100. N/A is shown where the base number of responses is less than 10 during the period. % is calculated as Quantity/Base number*100

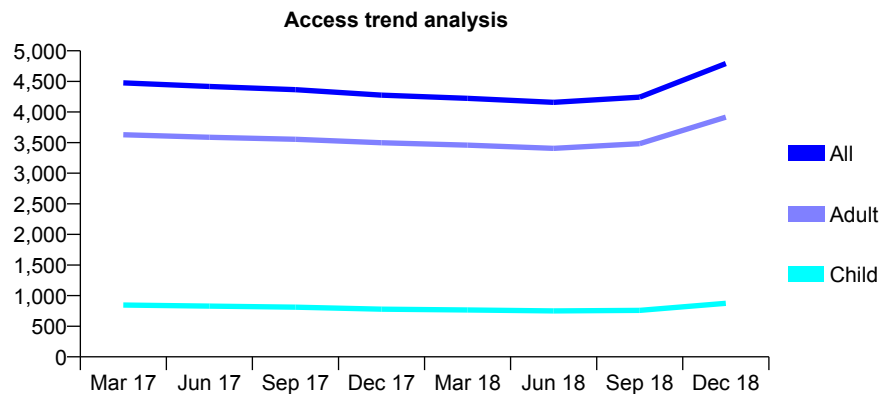
Q50 - Vital Signs At a Glance Contract Report for 740888/0002 - December 2018

Name or company name	MR A FORDY
Contract type name	GDS Contract
Purpose of contract	General
Contract start date	01/04/2006
Contract end date	

18/19 Contracted general activity (UDA)	13,620
Carry forward general activity (UDA)	0
18/19 Contracted orthodontic activity (UOA)	0
Carry forward orthodontic activity (UOA)	0
Baseline contract value	£429,378.65

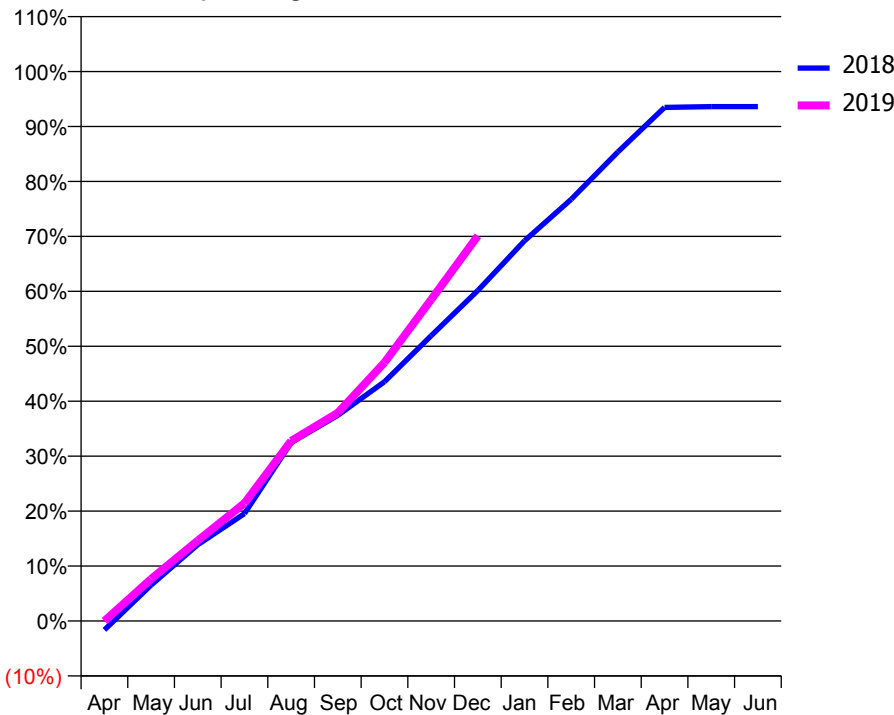
ACCESS*

Patients seen in 24 months	Total	Change since previous quarter
Quarter ending December 2017	4,276	
Quarter ending March 2018	4,223	↓
Quarter ending June 2018	4,157	↓
Quarter ending September 2018	4,242	↑
Quarter ending December 2018	4,792	↑
Variance since December 2017	12.1%	↑



ACTIVITY

Cumulative percentage of contracted UDA delivered 2018 & 2019



Month	Adjusted Scheduled Activity (UDA)	
	2018	2019
April	-223	0
May	892	1,042
June	1,892	1,995
July	2,663	2,920
August	4,421	4,462
September	5,099	5,162
October	5,931	6,407
November	7,072	7,968
December	8,191	9,546
January	9,426	
February	10,452	
March	11,626	
April	12,731	
May	12,749	
June	12,749	

QUALITY

	Quantity	Base Number	Contract	AT	Region	England
% of FP17s for the same patient ID Re-attending within 3 months - Children	64	1,080	5.9%	9.5%	12.3%	11.8%
% of FP17s for the same patient ID Re-attending within 3 months - Adults	663	4,196	15.8%	12.8%	15.8%	15.6%
% of FP17s for the same patient ID Re-attending between 3 & 9 months - Children	732	1,080	67.8%	62.9%	60.1%	58.8%
% of FP17s for the same patient ID Re-attending between 3 & 9 months - Adults	1,530	4,196	36.5%	54.6%	53.3%	51.0%
% of FP17s for Band 1 Urgent Courses	166	4,726	3.5%	7.5%	9.0%	9.0%
% of FP17s Relating to Free Repair or Replacements	38	4,726	0.8%	0.9%	1.0%	0.8%
% of FP17s Relating to Continuations	160	4,726	3.4%	0.9%	1.0%	0.9%
% of Patients satisfied with the dentistry they have received	4	4	N/A	93.6%	93.8%	93.2%
% of Patients satisfied with the time they had to wait for an appointment	4	4	N/A	89.5%	89.4%	88.3%

* This is based on patients treated on this contract for their most recent course of treatment. Figures in italics indicate the base number of FP17s or Patient Questionnaire responses are less than 100. N/A is shown where the base number of responses is less than 10 during the period. % is calculated as Quantity/Base number*100

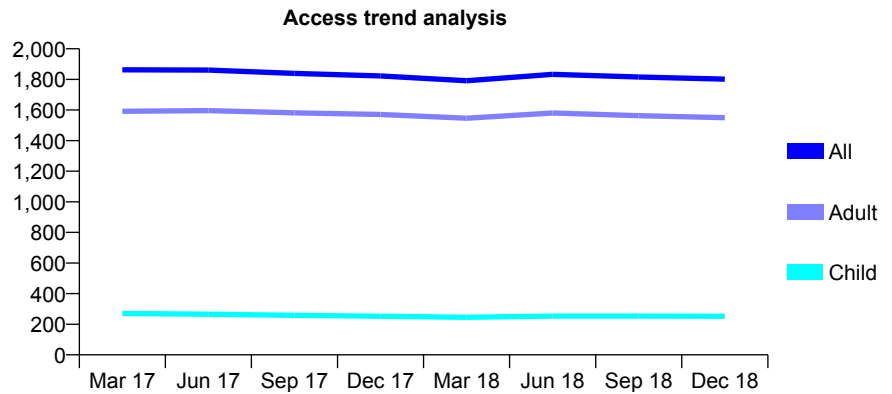
Q50 - Vital Signs At a Glance Contract Report for 741671/0002 - December 2018

Name or company name	MR DA JACKSON
Contract type name	GDS Contract
Purpose of contract	General
Contract start date	01/04/2006
Contract end date	

18/19 Contracted general activity (UDA)	5,851
Carry forward general activity (UDA)	-2
18/19 Contracted orthodontic activity (UOA)	0
Carry forward orthodontic activity (UOA)	0
Baseline contract value	£135,905.74

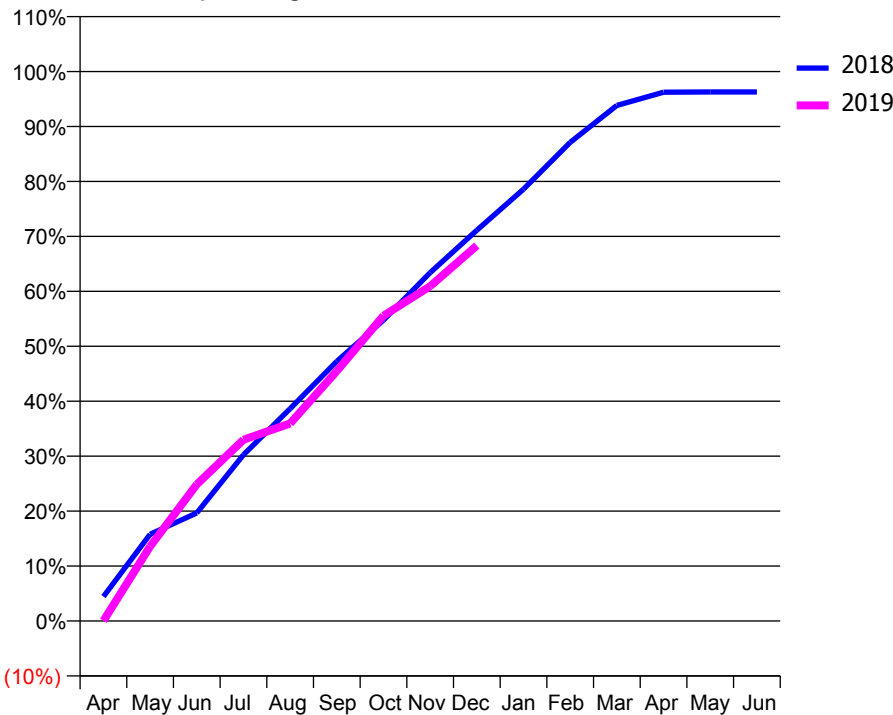
ACCESS*

Patients seen in 24 months	Total	Change since previous quarter
Quarter ending December 2017	1,823	
Quarter ending March 2018	1,791	↓
Quarter ending June 2018	1,833	↑
Quarter ending September 2018	1,816	→
Quarter ending December 2018	1,802	→
Variance since December 2017	(1.2%)	↓



ACTIVITY

Cumulative percentage of contracted UDA delivered 2018 & 2019



Month	Adjusted Scheduled Activity (UDA)	
	2018	2019
April	260	2
May	923	794
June	1,151	1,454
July	1,770	1,931
August	2,262	2,104
September	2,765	2,661
October	3,204	3,251
November	3,709	3,565
December	4,161	3,998
January	4,599	
February	5,097	
March	5,490	
April	5,630	
May	5,633	
June	5,633	

QUALITY

	Quantity	Base Number	Contract	AT	Region	England
% of FP17s for the same patient ID Re-attending within 3 months - Children	17	287	5.9%	9.5%	12.3%	11.8%
% of FP17s for the same patient ID Re-attending within 3 months - Adults	291	1,879	15.5%	12.8%	15.8%	15.6%
% of FP17s for the same patient ID Re-attending between 3 & 9 months - Children	182	287	63.4%	62.9%	60.1%	58.8%
% of FP17s for the same patient ID Re-attending between 3 & 9 months - Adults	1,162	1,879	61.8%	54.6%	53.3%	51.0%
% of FP17s for Band 1 Urgent Courses	149	2,069	7.2%	7.5%	9.0%	9.0%
% of FP17s Relating to Free Repair or Replacements	17	2,069	0.8%	0.9%	1.0%	0.8%
% of FP17s Relating to Continuations	43	2,069	2.1%	0.9%	1.0%	0.9%
% of Patients satisfied with the dentistry they have received	3	3	N/A	93.6%	93.8%	93.2%
% of Patients satisfied with the time they had to wait for an appointment	3	3	N/A	89.5%	89.4%	88.3%

* This is based on patients treated on this contract for their most recent course of treatment. Figures in italics indicate the base number of FP17s or Patient Questionnaire responses are less than 100. N/A is shown where the base number of responses is less than 10 during the period. % is calculated as Quantity/Base number*100

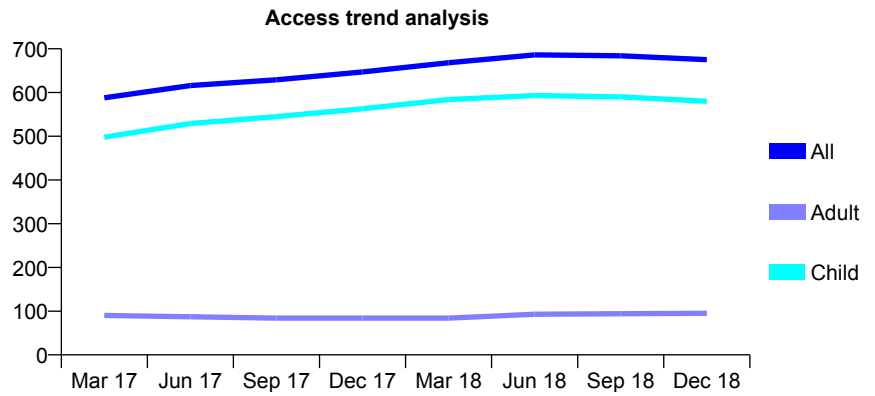
Q50 - Vital Signs At a Glance Contract Report for 742775/0001 - December 2018

Name or company name	Belle Vue Dental Practice
Contract type name	GDS Contract
Purpose of contract	General
Contract start date	01/04/2006
Contract end date	

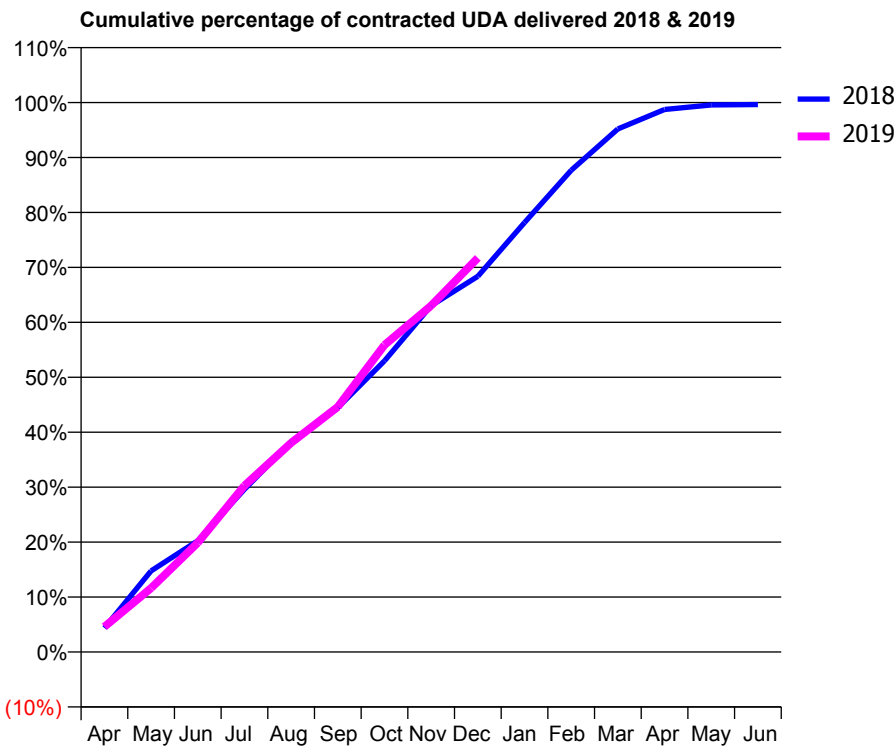
18/19 Contracted general activity (UDA)	1,350
Carry forward general activity (UDA)	5
18/19 Contracted orthodontic activity (UOA)	0
Carry forward orthodontic activity (UOA)	0
Baseline contract value	£29,843.90

ACCESS*

Patients seen in 24 months	Total	Change since previous quarter
Quarter ending December 2017	647	
Quarter ending March 2018	668	↑
Quarter ending June 2018	686	↑
Quarter ending September 2018	684	→
Quarter ending December 2018	675	↓
Variance since December 2017	4.3%	↑



ACTIVITY



Month	Adjusted Scheduled Activity (UDA)	
	2018	2019
April	59	62
May	199	157
June	273	268
July	400	409
August	516	514
September	600	602
October	715	754
November	851	851
December	923	968
January	1,055	
February	1,183	
March	1,285	
April	1,333	
May	1,344	
June	1,345	

QUALITY

	Quantity	Base Number	Contract	AT	Region	England
% of FP17s for the same patient ID Re-attending within 3 months - Children	37	774	4.8%	9.5%	12.3%	11.8%
% of FP17s for the same patient ID Re-attending within 3 months - Adults	3	26	11.5%	12.8%	15.8%	15.6%
% of FP17s for the same patient ID Re-attending between 3 & 9 months - Children	611	774	78.9%	62.9%	60.1%	58.8%
% of FP17s for the same patient ID Re-attending between 3 & 9 months - Adults	19	26	73.1%	54.6%	53.3%	51.0%
% of FP17s for Band 1 Urgent Courses	11	751	1.5%	7.5%	9.0%	9.0%
% of FP17s Relating to Free Repair or Replacements	0	751	0.0%	0.9%	1.0%	0.8%
% of FP17s Relating to Continuations	0	751	0.0%	0.9%	1.0%	0.9%
% of Patients satisfied with the dentistry they have received	0	0	N/A	93.6%	93.8%	93.2%
% of Patients satisfied with the time they had to wait for an appointment	0	0	N/A	89.5%	89.4%	88.3%

* This is based on patients treated on this contract for their most recent course of treatment. Figures in italics indicate the base number of FP17s or Patient Questionnaire responses are less than 100. N/A is shown where the base number of responses is less than 10 during the period. % is calculated as Quantity/Base number*100

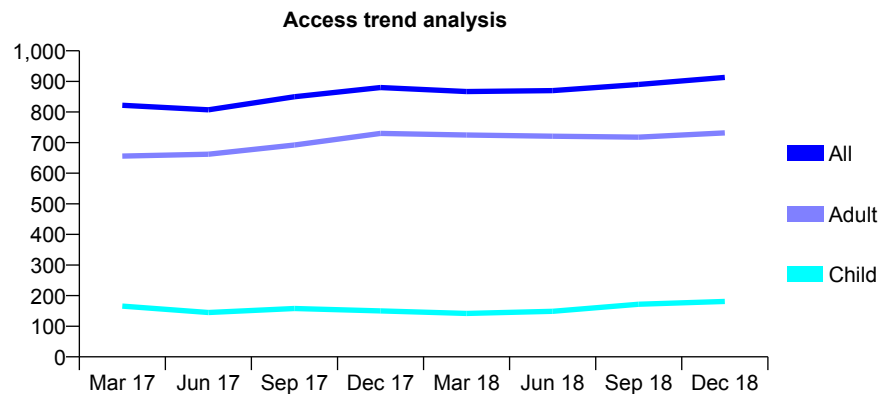
Q50 - Vital Signs At a Glance Contract Report for 749869/0001 - December 2018

Name or company name	MRS ML GATECLIFF
Contract type name	GDS Contract
Purpose of contract	General and Orthodontic
Contract start date	01/04/2006
Contract end date	

18/19 Contracted general activity (UDA)	2,024
Carry forward general activity (UDA)	31
18/19 Contracted orthodontic activity (UOA)	420
Carry forward orthodontic activity (UOA)	0
Baseline contract value	£93,087.30

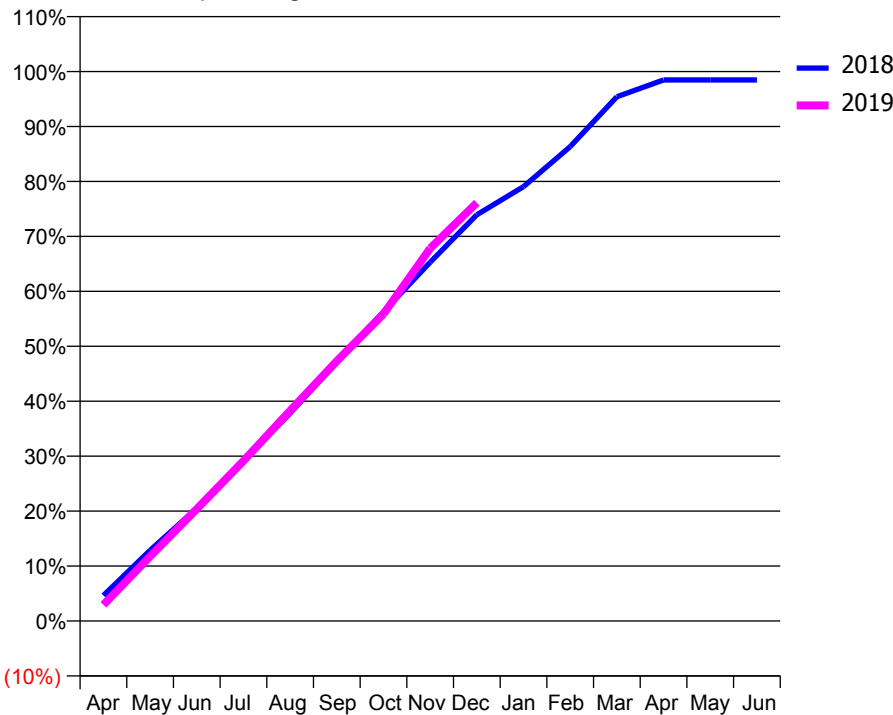
ACCESS*

Patients seen in 24 months	Total	Change since previous quarter
Quarter ending December 2017	880	
Quarter ending March 2018	867	↓
Quarter ending June 2018	870	→
Quarter ending September 2018	890	↑
Quarter ending December 2018	913	↑
Variance since December 2017	3.8%	↑



ACTIVITY

Cumulative percentage of contracted UDA delivered 2018 & 2019



Month	Adjusted Scheduled Activity (UDA)	
	2018	2019
April	94	60
May	261	238
June	415	413
July	590	590
August	765	775
September	954	957
October	1,139	1,131
November	1,322	1,373
December	1,496	1,540
January	1,600	
February	1,747	
March	1,931	
April	1,993	
May	1,993	
June	1,993	

QUALITY

	Quantity	Base Number	Contract	AT	Region	England
% of FP17s for the same patient ID Re-attending within 3 months - Children	17	278	6.1%	9.5%	12.3%	11.8%
% of FP17s for the same patient ID Re-attending within 3 months - Adults	65	787	8.3%	12.8%	15.8%	15.6%
% of FP17s for the same patient ID Re-attending between 3 & 9 months - Children	116	278	41.7%	62.9%	60.1%	58.8%
% of FP17s for the same patient ID Re-attending between 3 & 9 months - Adults	262	787	33.3%	54.6%	53.3%	51.0%
% of FP17s for Band 1 Urgent Courses	37	994	3.7%	7.5%	9.0%	9.0%
% of FP17s Relating to Free Repair or Replacements	9	994	0.9%	0.9%	1.0%	0.8%
% of FP17s Relating to Continuations	20	994	2.0%	0.9%	1.0%	0.9%
% of Patients satisfied with the dentistry they have received	1	1	N/A	93.6%	93.8%	93.2%
% of Patients satisfied with the time they had to wait for an appointment	1	1	N/A	89.5%	89.4%	88.3%

* This is based on patients treated on this contract for their most recent course of treatment. Figures in italics indicate the base number of FP17s or Patient Questionnaire responses are less than 100. N/A is shown where the base number of responses is less than 10 during the period. % is calculated as Quantity/Base number*100

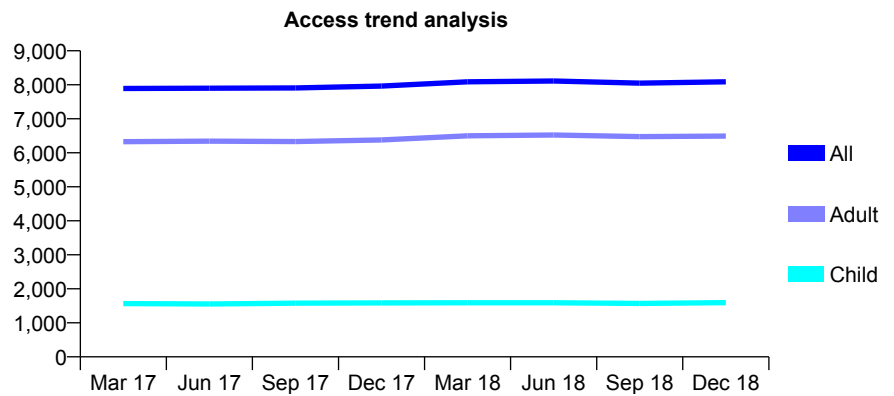
Q50 - Vital Signs At a Glance Contract Report for 750069/0001 - December 2018

Name or company name	MISS IT GREENSTREET
Contract type name	GDS Contract
Purpose of contract	General
Contract start date	01/04/2006
Contract end date	

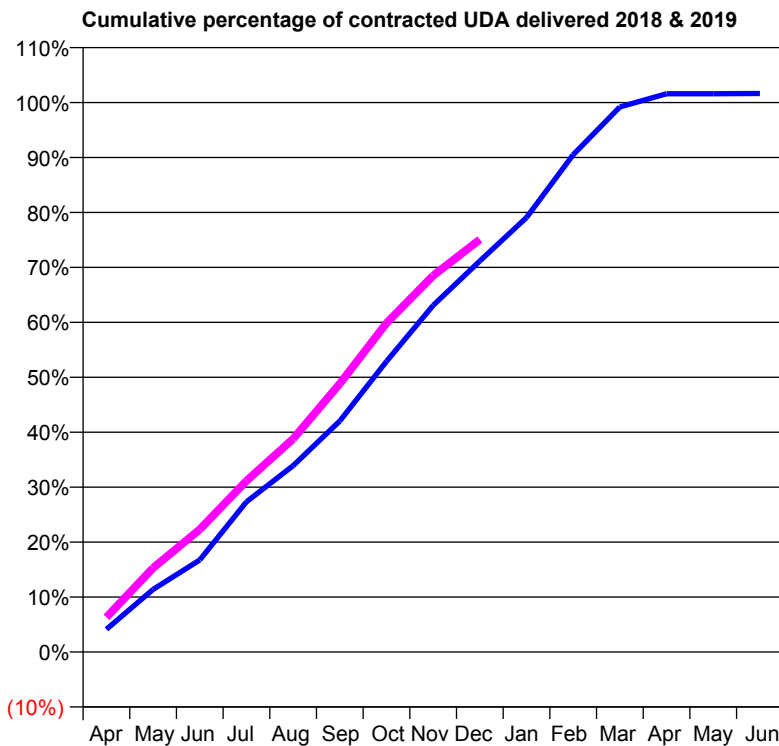
18/19 Contracted general activity (UDA)	17,900
Carry forward general activity (UDA)	-293
18/19 Contracted orthodontic activity (UOA)	0
Carry forward orthodontic activity (UOA)	0
Baseline contract value	£564,147.17

ACCESS*

Patients seen in 24 months	Total	Change since previous quarter
Quarter ending December 2017	7,964	
Quarter ending March 2018	8,089	→
Quarter ending June 2018	8,111	→
Quarter ending September 2018	8,048	→
Quarter ending December 2018	8,087	→
Variance since December 2017	1.5%	→



ACTIVITY



Month	Adjusted Scheduled Activity (UDA)	
	2018	2019
April	739	1,131
May	2,041	2,741
June	2,998	3,994
July	4,892	5,577
August	6,073	6,942
September	7,524	8,744
October	9,467	10,716
November	11,291	12,260
December	12,740	13,438
January	14,153	
February	16,200	
March	17,754	
April	18,186	
May	18,187	
June	18,193	

QUALITY

	Quantity	Base Number	Contract	AT	Region	England
% of FP17s for the same patient ID Re-attending within 3 months - Children	84	1,759	4.8%	9.5%	12.3%	11.8%
% of FP17s for the same patient ID Re-attending within 3 months - Adults	1,037	7,285	14.2%	12.8%	15.8%	15.6%
% of FP17s for the same patient ID Re-attending between 3 & 9 months - Children	1,220	1,759	69.4%	62.9%	60.1%	58.8%
% of FP17s for the same patient ID Re-attending between 3 & 9 months - Adults	4,187	7,285	57.5%	54.6%	53.3%	51.0%
% of FP17s for Band 1 Urgent Courses	710	8,194	8.7%	7.5%	9.0%	9.0%
% of FP17s Relating to Free Repair or Replacements	134	8,194	1.6%	0.9%	1.0%	0.8%
% of FP17s Relating to Continuations	46	8,194	0.6%	0.9%	1.0%	0.9%
% of Patients satisfied with the dentistry they have received	8	8	N/A	93.6%	93.8%	93.2%
% of Patients satisfied with the time they had to wait for an appointment	7	8	N/A	89.5%	89.4%	88.3%

* This is based on patients treated on this contract for their most recent course of treatment. Figures in italics indicate the base number of FP17s or Patient Questionnaire responses are less than 100. N/A is shown where the base number of responses is less than 10 during the period. % is calculated as Quantity/Base number*100

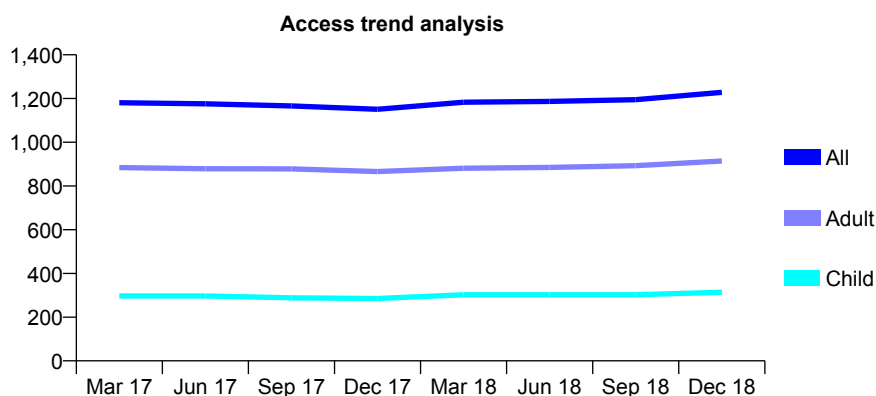
Q50 - Vital Signs At a Glance Contract Report for 750069/0002 - December 2018

Name or company name	MISS IT GREENSTREET
Contract type name	GDS Contract
Purpose of contract	General
Contract start date	01/11/2014
Contract end date	

18/19 Contracted general activity (UDA)	3,210
Carry forward general activity (UDA)	17
18/19 Contracted orthodontic activity (UOA)	0
Carry forward orthodontic activity (UOA)	0
Baseline contract value	£101,177.23

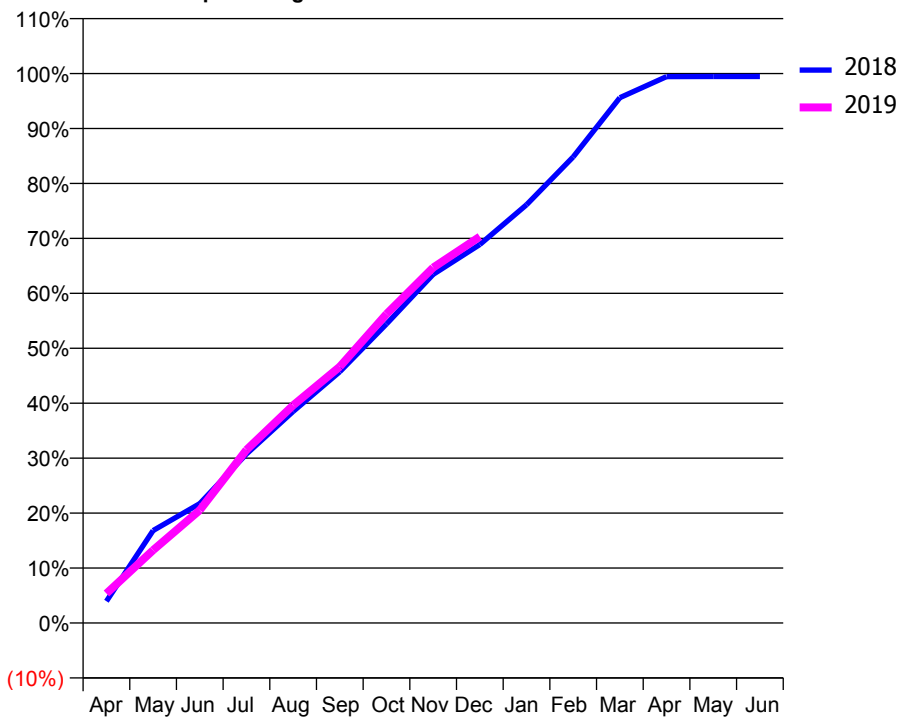
ACCESS*

Patients seen in 24 months	Total	Change since previous quarter
Quarter ending December 2017	1,151	
Quarter ending March 2018	1,183	↑
Quarter ending June 2018	1,187	→
Quarter ending September 2018	1,195	→
Quarter ending December 2018	1,228	↑
Variance since December 2017	6.7%	↑



ACTIVITY

Cumulative percentage of contracted UDA delivered 2018 & 2019



Month	Adjusted Scheduled Activity (UDA)	
	2018	2019
April	128	172
May	540	426
June	698	659
July	987	1,012
August	1,236	1,272
September	1,468	1,498
October	1,747	1,805
November	2,036	2,077
December	2,211	2,257
January	2,443	
February	2,723	
March	3,068	
April	3,192	
May	3,193	
June	3,193	

QUALITY

	Quantity	Base Number	Contract	AT	Region	England
% of FP17s for the same patient ID Re-attending within 3 months - Children	14	402	3.5%	9.5%	12.3%	11.8%
% of FP17s for the same patient ID Re-attending within 3 months - Adults	154	1,162	13.3%	12.8%	15.8%	15.6%
% of FP17s for the same patient ID Re-attending between 3 & 9 months - Children	324	402	80.6%	62.9%	60.1%	58.8%
% of FP17s for the same patient ID Re-attending between 3 & 9 months - Adults	787	1,162	67.7%	54.6%	53.3%	51.0%
% of FP17s for Band 1 Urgent Courses	106	1,490	7.1%	7.5%	9.0%	9.0%
% of FP17s Relating to Free Repair or Replacements	14	1,490	0.9%	0.9%	1.0%	0.8%
% of FP17s Relating to Continuations	4	1,490	0.3%	0.9%	1.0%	0.9%
% of Patients satisfied with the dentistry they have received	1	1	N/A	93.6%	93.8%	93.2%
% of Patients satisfied with the time they had to wait for an appointment	1	1	N/A	89.5%	89.4%	88.3%

* This is based on patients treated on this contract for their most recent course of treatment. Figures in italics indicate the base number of FP17s or Patient Questionnaire responses are less than 100. N/A is shown where the base number of responses is less than 10 during the period. % is calculated as Quantity/Base number*100

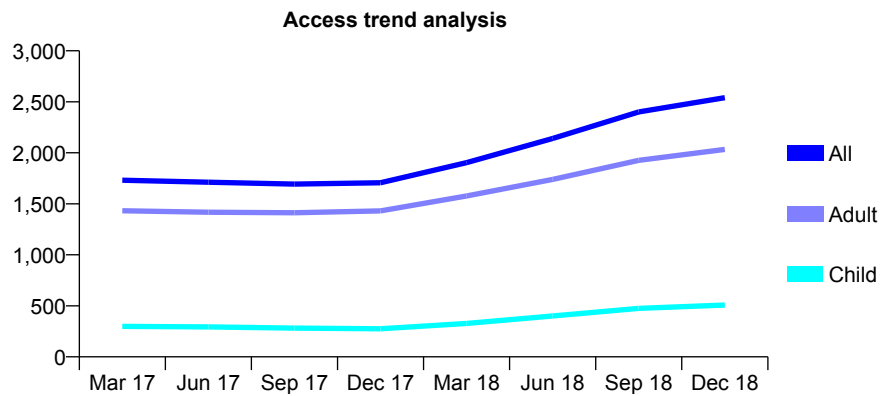
Q50 - Vital Signs At a Glance Contract Report for 761060/0001 - December 2018

Name or company name	Mr Jagdeep Matharu
Contract type name	GDS Contract
Purpose of contract	General
Contract start date	01/04/2006
Contract end date	

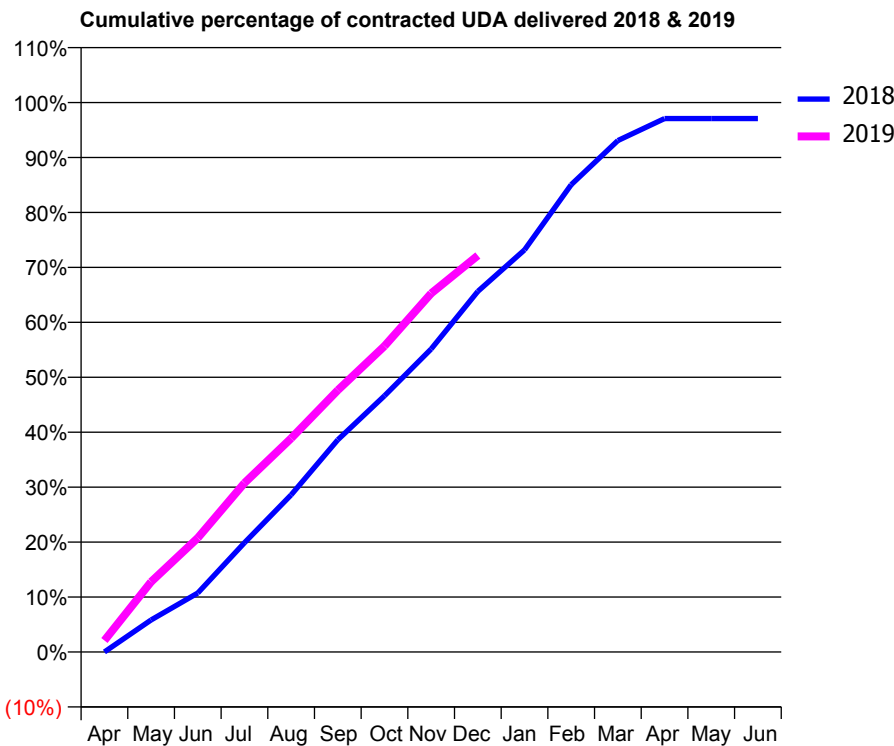
18/19 Contracted general activity (UDA)	6,072
Carry forward general activity (UDA)	178
18/19 Contracted orthodontic activity (UOA)	0
Carry forward orthodontic activity (UOA)	0
Baseline contract value	£181,762.03

ACCESS*

Patients seen in 24 months	Total	Change since previous quarter
Quarter ending December 2017	1,706	
Quarter ending March 2018	1,904	↑
Quarter ending June 2018	2,140	↑
Quarter ending September 2018	2,401	↑
Quarter ending December 2018	2,541	↑
Variance since December 2017	48.9%	↑



ACTIVITY



Month	Adjusted Scheduled Activity (UDA)	
	2018	2019
April	0	127
May	354	776
June	652	1,261
July	1,207	1,867
August	1,736	2,361
September	2,345	2,893
October	2,831	3,380
November	3,349	3,964
December	3,985	4,382
January	4,443	
February	5,163	
March	5,652	
April	5,894	
May	5,894	
June	5,894	

QUALITY

	Quantity	Base Number	Contract	AT	Region	England
% of FP17s for the same patient ID Re-attending within 3 months - Children	35	621	5.6%	9.5%	12.3%	11.8%
% of FP17s for the same patient ID Re-attending within 3 months - Adults	210	1,862	11.3%	12.8%	15.8%	15.6%
% of FP17s for the same patient ID Re-attending between 3 & 9 months - Children	321	621	51.7%	62.9%	60.1%	58.8%
% of FP17s for the same patient ID Re-attending between 3 & 9 months - Adults	907	1,862	48.7%	54.6%	53.3%	51.0%
% of FP17s for Band 1 Urgent Courses	20	2,337	0.9%	7.5%	9.0%	9.0%
% of FP17s Relating to Free Repair or Replacements	31	2,337	1.3%	0.9%	1.0%	0.8%
% of FP17s Relating to Continuations	35	2,337	1.5%	0.9%	1.0%	0.9%
% of Patients satisfied with the dentistry they have received	1	1	N/A	93.6%	93.8%	93.2%
% of Patients satisfied with the time they had to wait for an appointment	1	1	N/A	89.5%	89.4%	88.3%

* This is based on patients treated on this contract for their most recent course of treatment. Figures in italics indicate the base number of FP17s or Patient Questionnaire responses are less than 100. N/A is shown where the base number of responses is less than 10 during the period. % is calculated as Quantity/Base number*100

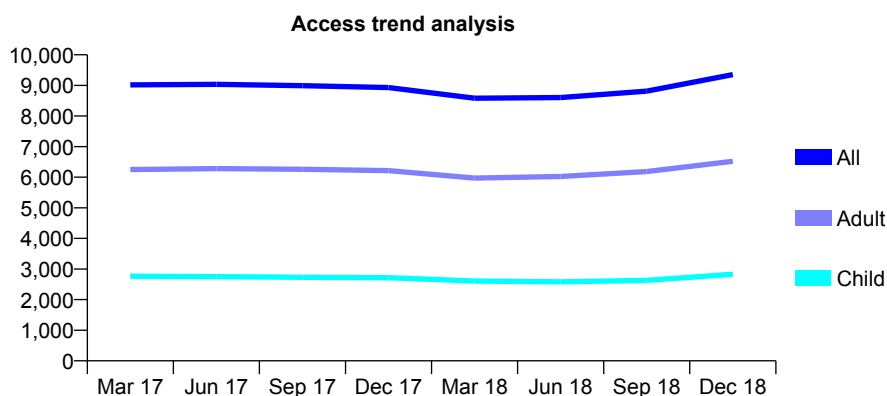
Q50 - Vital Signs At a Glance Contract Report for 762180/0001 - December 2018

Name or company name	MR RJ BROMILEY
Contract type name	GDS Contract
Purpose of contract	General
Contract start date	01/04/2006
Contract end date	

18/19 Contracted general activity (UDA)	23,124
Carry forward general activity (UDA)	653
18/19 Contracted orthodontic activity (UOA)	0
Carry forward orthodontic activity (UOA)	0
Baseline contract value	£788,915.03

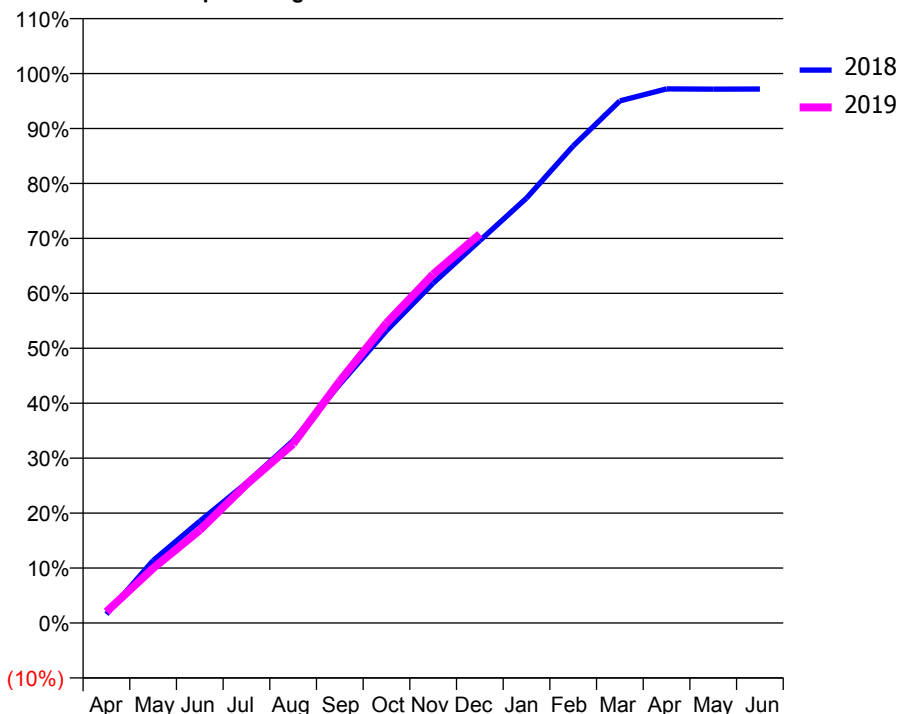
ACCESS*

Patients seen in 24 months	Total	Change since previous quarter
Quarter ending December 2017	8,932	
Quarter ending March 2018	8,582	↓
Quarter ending June 2018	8,605	→
Quarter ending September 2018	8,812	↑
Quarter ending December 2018	9,351	↑
Variance since December 2017	4.7%	↑



ACTIVITY

Cumulative percentage of contracted UDA delivered 2018 & 2019



Month	Adjusted Scheduled Activity (UDA)	
	2018	2019
April	375	477
May	2,627	2,301
June	4,285	3,906
July	5,897	5,832
August	7,673	7,542
September	10,047	10,180
October	12,304	12,625
November	14,300	14,674
December	16,090	16,366
January	17,881	
February	20,075	
March	21,974	
April	22,477	
May	22,468	
June	22,471	

QUALITY

	Quantity	Base Number	Contract	AT	Region	England
% of FP17s for the same patient ID Re-attending within 3 months - Children	311	3,791	8.2%	9.5%	12.3%	11.8%
% of FP17s for the same patient ID Re-attending within 3 months - Adults	1,111	7,364	15.1%	12.8%	15.8%	15.6%
% of FP17s for the same patient ID Re-attending between 3 & 9 months - Children	2,641	3,791	69.7%	62.9%	60.1%	58.8%
% of FP17s for the same patient ID Re-attending between 3 & 9 months - Adults	3,897	7,364	52.9%	54.6%	53.3%	51.0%
% of FP17s for Band 1 Urgent Courses	1,183	10,301	11.5%	7.5%	9.0%	9.0%
% of FP17s Relating to Free Repair or Replacements	122	10,301	1.2%	0.9%	1.0%	0.8%
% of FP17s Relating to Continuations	20	10,301	0.2%	0.9%	1.0%	0.9%
% of Patients satisfied with the dentistry they have received	9	9	N/A	93.6%	93.8%	93.2%
% of Patients satisfied with the time they had to wait for an appointment	9	9	N/A	89.5%	89.4%	88.3%

* This is based on patients treated on this contract for their most recent course of treatment. Figures in italics indicate the base number of FP17s or Patient Questionnaire responses are less than 100. N/A is shown where the base number of responses is less than 10 during the period. % is calculated as Quantity/Base number*100

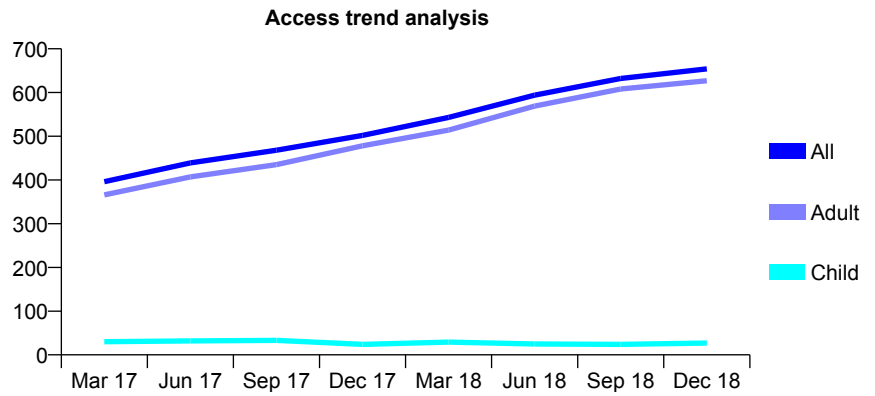
Q50 - Vital Signs At a Glance Contract Report for 762180/0003 - December 2018

Name or company name	MR RJ BROMILEY
Contract type name	PDS Contract
Purpose of contract	General
Contract start date	01/02/2010
Contract end date	31/03/2019

18/19 Contracted general activity (UDA)	4
Carry forward general activity (UDA)	0
18/19 Contracted orthodontic activity (UOA)	0
Carry forward orthodontic activity (UOA)	0
Baseline contract value	£68,823.46

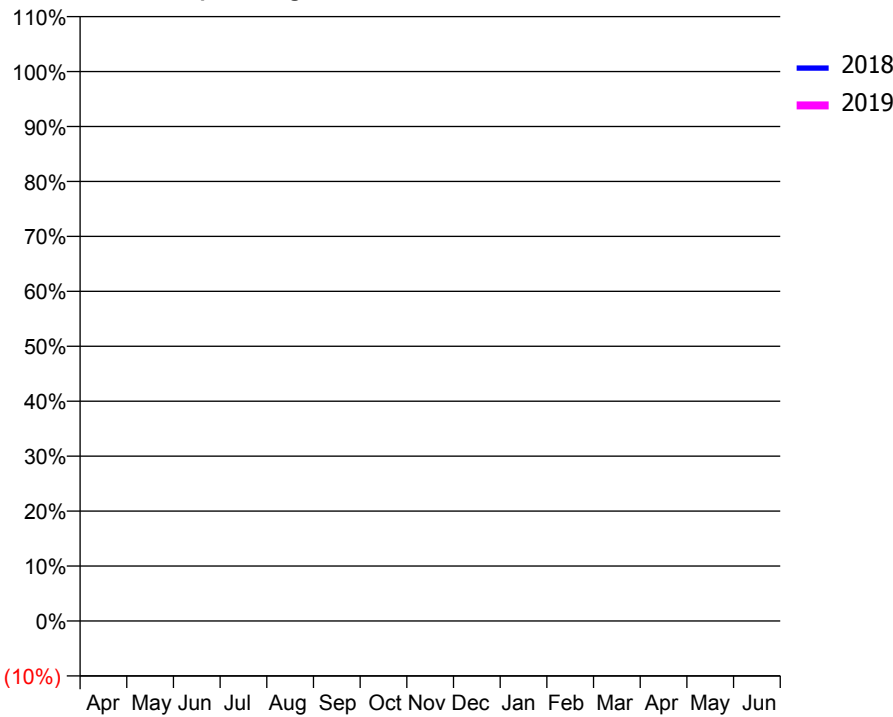
ACCESS*

Patients seen in 24 months	Total	Change since previous quarter
Quarter ending December 2017	502	
Quarter ending March 2018	543	↑
Quarter ending June 2018	594	↑
Quarter ending September 2018	632	↑
Quarter ending December 2018	654	↑
Variance since December 2017	30.3%	↑



ACTIVITY

Cumulative percentage of contracted UDA delivered 2018 & 2019



Month	Adjusted Scheduled Activity (UDA)	
	2018	2019
April	12	69
May	157	179
June	237	249
July	315	335
August	390	402
September	521	518
October	597	608
November	696	689
December	738	750
January	862	
February	890	
March	1,018	
April	1,069	
May	1,069	
June	1,069	

QUALITY

	Quantity	Base Number	Contract	AT	Region	England
% of FP17s for the same patient ID Re-attending within 3 months - Children	2	61	3.3%	9.5%	12.3%	11.8%
% of FP17s for the same patient ID Re-attending within 3 months - Adults	8	597	1.3%	12.8%	15.8%	15.6%
% of FP17s for the same patient ID Re-attending between 3 & 9 months - Children	0	61	0.0%	62.9%	60.1%	58.8%
% of FP17s for the same patient ID Re-attending between 3 & 9 months - Adults	7	597	1.2%	54.6%	53.3%	51.0%
% of FP17s for Band 1 Urgent Courses	604	616	98.1%	7.5%	9.0%	9.0%
% of FP17s Relating to Free Repair or Replacements	0	616	0.0%	0.9%	1.0%	0.8%
% of FP17s Relating to Continuations	0	616	0.0%	0.9%	1.0%	0.9%
% of Patients satisfied with the dentistry they have received	2	2	N/A	93.6%	93.8%	93.2%
% of Patients satisfied with the time they had to wait for an appointment	2	2	N/A	89.5%	89.4%	88.3%

* This is based on patients treated on this contract for their most recent course of treatment. Figures in italics indicate the base number of FP17s or Patient Questionnaire responses are less than 100. N/A is shown where the base number of responses is less than 10 during the period. % is calculated as Quantity/Base number*100

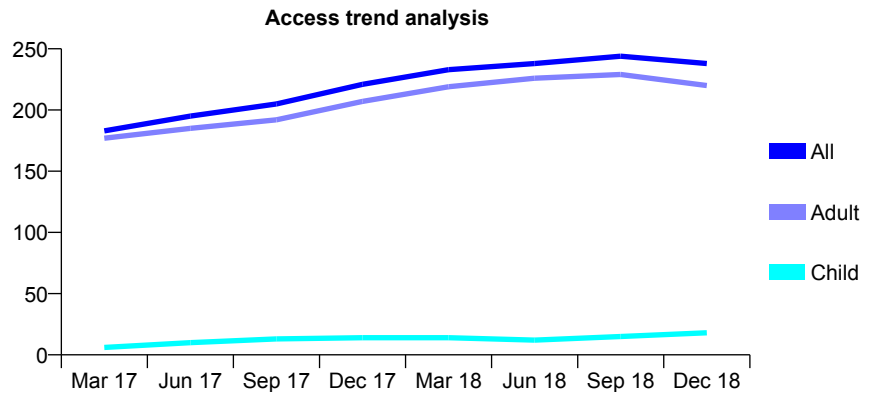
Q50 - Vital Signs At a Glance Contract Report for 762180/0004 - December 2018

Name or company name	MR RJ BROMILEY
Contract type name	PDS Contract
Purpose of contract	General
Contract start date	01/02/2010
Contract end date	31/03/2019

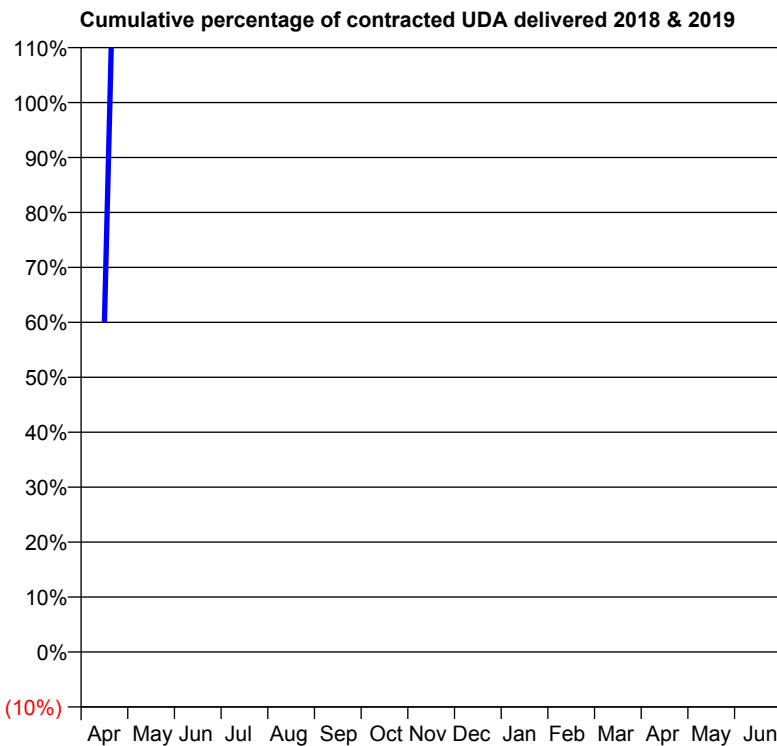
18/19 Contracted general activity (UDA)	16
Carry forward general activity (UDA)	0
18/19 Contracted orthodontic activity (UOA)	0
Carry forward orthodontic activity (UOA)	0
Baseline contract value	£30,110.28

ACCESS*

Patients seen in 24 months	Total	Change since previous quarter
Quarter ending December 2017	221	
Quarter ending March 2018	233	↑
Quarter ending June 2018	238	↑
Quarter ending September 2018	244	↑
Quarter ending December 2018	238	↓
Variance since December 2017	7.7%	↑



ACTIVITY



Month	Adjusted Scheduled Activity (UDA)	
	2018	2019
April	10	25
May	64	60
June	92	88
July	112	120
August	144	142
September	195	191
October	219	217
November	243	248
December	260	262
January	321	
February	345	
March	373	
April	407	
May	407	
June	407	

QUALITY

	Quantity	Base Number	Contract	AT	Region	England
% of FP17s for the same patient ID Re-attending within 3 months - Children	0	26	0.0%	9.5%	12.3%	11.8%
% of FP17s for the same patient ID Re-attending within 3 months - Adults	4	222	1.8%	12.8%	15.8%	15.6%
% of FP17s for the same patient ID Re-attending between 3 & 9 months - Children	0	26	0.0%	62.9%	60.1%	58.8%
% of FP17s for the same patient ID Re-attending between 3 & 9 months - Adults	1	222	0.5%	54.6%	53.3%	51.0%
% of FP17s for Band 1 Urgent Courses	218	219	99.5%	7.5%	9.0%	9.0%
% of FP17s Relating to Free Repair or Replacements	0	219	0.0%	0.9%	1.0%	0.8%
% of FP17s Relating to Continuations	0	219	0.0%	0.9%	1.0%	0.9%
% of Patients satisfied with the dentistry they have received	0	0	N/A	93.6%	93.8%	93.2%
% of Patients satisfied with the time they had to wait for an appointment	0	0	N/A	89.5%	89.4%	88.3%

* This is based on patients treated on this contract for their most recent course of treatment. Figures in italics indicate the base number of FP17s or Patient Questionnaire responses are less than 100. N/A is shown where the base number of responses is less than 10 during the period. % is calculated as Quantity/Base number*100

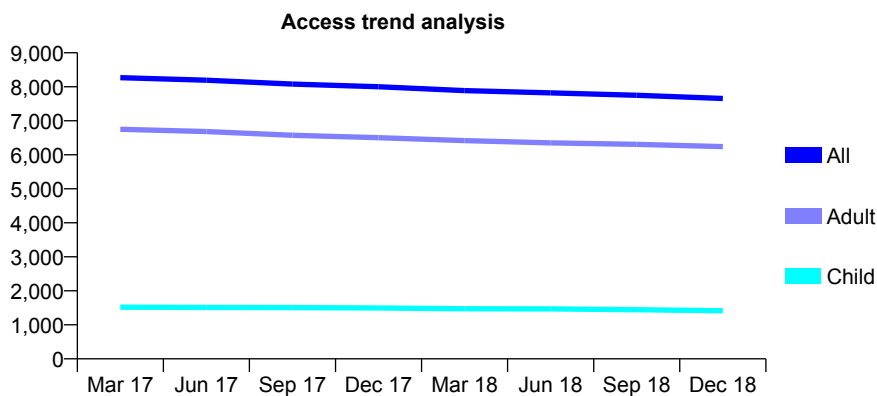
Q50 - Vital Signs At a Glance Contract Report for 772275/0001 - December 2018

Name or company name	MS MM ODUKOYA
Contract type name	GDS Contract
Purpose of contract	General
Contract start date	01/04/2006
Contract end date	

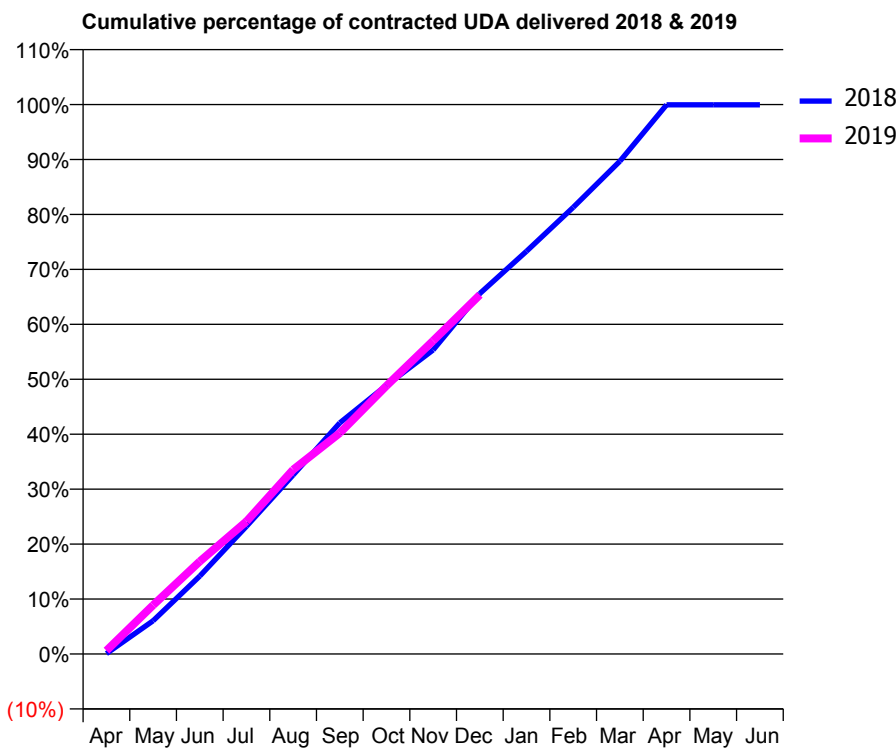
18/19 Contracted general activity (UDA)	19,042
Carry forward general activity (UDA)	12
18/19 Contracted orthodontic activity (UOA)	0
Carry forward orthodontic activity (UOA)	0
Baseline contract value	£609,981.32

ACCESS*

Patients seen in 24 months	Total	Change since previous quarter
Quarter ending December 2017	8,000	
Quarter ending March 2018	7,890	↓
Quarter ending June 2018	7,821	→
Quarter ending September 2018	7,752	→
Quarter ending December 2018	7,655	↓
Variance since December 2017	(4.3%)	↓



ACTIVITY



Month	Adjusted Scheduled Activity (UDA)	
	2018	2019
April	16	119
May	1,153	1,695
June	2,700	3,210
July	4,423	4,595
August	6,203	6,389
September	8,010	7,659
October	9,314	9,295
November	10,540	10,855
December	12,492	12,445
January	13,957	
February	15,476	
March	17,075	
April	19,031	
May	19,031	
June	19,030	

QUALITY

	Quantity	Base Number	Contract	AT	Region	England
% of FP17s for the same patient ID Re-attending within 3 months - Children	154	1,870	8.2%	9.5%	12.3%	11.8%
% of FP17s for the same patient ID Re-attending within 3 months - Adults	842	6,778	12.4%	12.8%	15.8%	15.6%
% of FP17s for the same patient ID Re-attending between 3 & 9 months - Children	1,305	1,870	69.8%	62.9%	60.1%	58.8%
% of FP17s for the same patient ID Re-attending between 3 & 9 months - Adults	3,105	6,778	45.8%	54.6%	53.3%	51.0%
% of FP17s for Band 1 Urgent Courses	573	7,501	7.6%	7.5%	9.0%	9.0%
% of FP17s Relating to Free Repair or Replacements	157	7,501	2.1%	0.9%	1.0%	0.8%
% of FP17s Relating to Continuations	60	7,501	0.8%	0.9%	1.0%	0.9%
% of Patients satisfied with the dentistry they have received	3	3	N/A	93.6%	93.8%	93.2%
% of Patients satisfied with the time they had to wait for an appointment	3	3	N/A	89.5%	89.4%	88.3%

* This is based on patients treated on this contract for their most recent course of treatment. Figures in italics indicate the base number of FP17s or Patient Questionnaire responses are less than 100. N/A is shown where the base number of responses is less than 10 during the period. % is calculated as Quantity/Base number*100

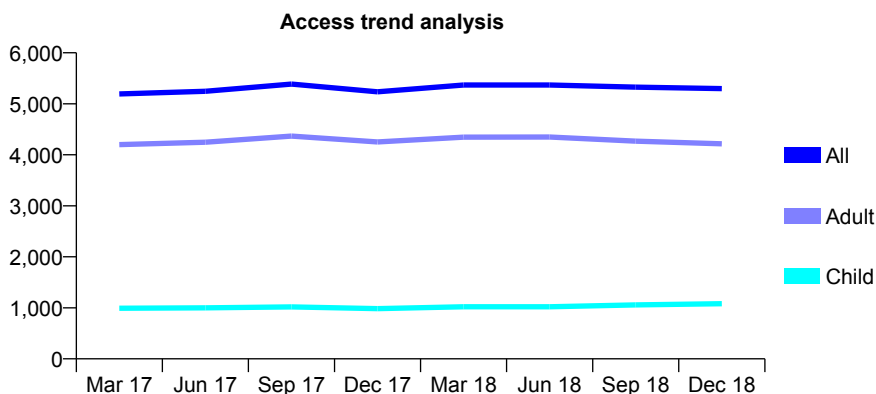
Q50 - Vital Signs At a Glance Contract Report for 776882/0001 - December 2018

Name or company name	Dental Design Studio Hull
Contract type name	GDS Contract
Purpose of contract	General
Contract start date	01/12/2006
Contract end date	

18/19 Contracted general activity (UDA)	13,078
Carry forward general activity (UDA)	-151
18/19 Contracted orthodontic activity (UOA)	0
Carry forward orthodontic activity (UOA)	0
Baseline contract value	£354,008.68

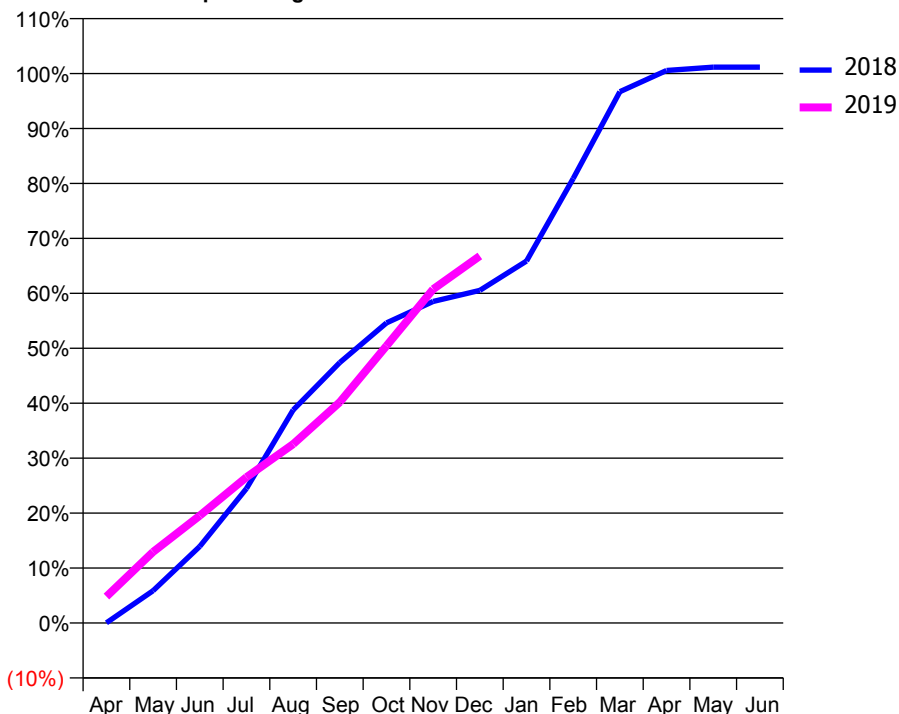
ACCESS*

Patients seen in 24 months	Total	Change since previous quarter
Quarter ending December 2017	5,235	
Quarter ending March 2018	5,368	↑
Quarter ending June 2018	5,369	→
Quarter ending September 2018	5,326	→
Quarter ending December 2018	5,298	→
Variance since December 2017	1.2%	→



ACTIVITY

Cumulative percentage of contracted UDA delivered 2018 & 2019



Month	Adjusted Scheduled Activity (UDA)	
	2018	2019
April	6	631
May	771	1,692
June	1,824	2,555
July	3,199	3,471
August	5,070	4,258
September	6,200	5,257
October	7,141	6,595
November	7,655	7,944
December	7,917	8,734
January	8,616	
February	10,578	
March	12,646	
April	13,149	
May	13,230	
June	13,229	

QUALITY

	Quantity	Base Number	Contract	AT	Region	England
% of FP17s for the same patient ID Re-attending within 3 months - Children	95	1,214	7.8%	9.5%	12.3%	11.8%
% of FP17s for the same patient ID Re-attending within 3 months - Adults	538	4,221	12.7%	12.8%	15.8%	15.6%
% of FP17s for the same patient ID Re-attending between 3 & 9 months - Children	666	1,214	54.9%	62.9%	60.1%	58.8%
% of FP17s for the same patient ID Re-attending between 3 & 9 months - Adults	2,325	4,221	55.1%	54.6%	53.3%	51.0%
% of FP17s for Band 1 Urgent Courses	276	4,117	6.7%	7.5%	9.0%	9.0%
% of FP17s Relating to Free Repair or Replacements	13	4,117	0.3%	0.9%	1.0%	0.8%
% of FP17s Relating to Continuations	20	4,117	0.5%	0.9%	1.0%	0.9%
% of Patients satisfied with the dentistry they have received	5	5	N/A	93.6%	93.8%	93.2%
% of Patients satisfied with the time they had to wait for an appointment	4	5	N/A	89.5%	89.4%	88.3%

* This is based on patients treated on this contract for their most recent course of treatment. Figures in italics indicate the base number of FP17s or Patient Questionnaire responses are less than 100. N/A is shown where the base number of responses is less than 10 during the period. % is calculated as Quantity/Base number*100

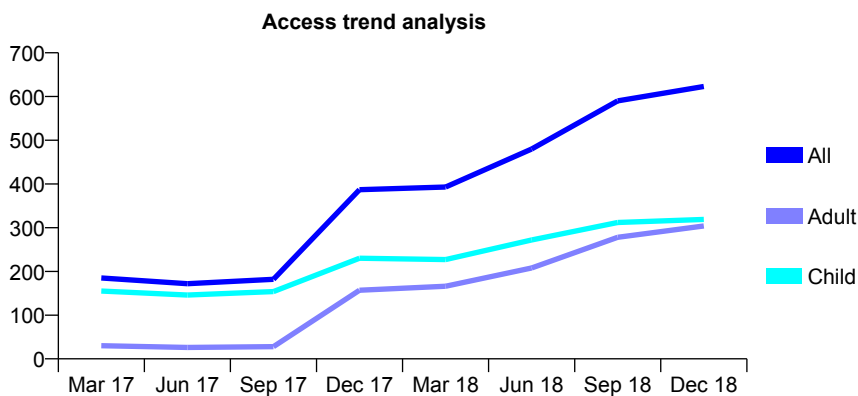
Q50 - Vital Signs At a Glance Contract Report for 802425/0001 - December 2018

Name or company name	Skipper & Moran
Contract type name	GDS Contract
Purpose of contract	General and Orthodontic
Contract start date	01/04/2006
Contract end date	

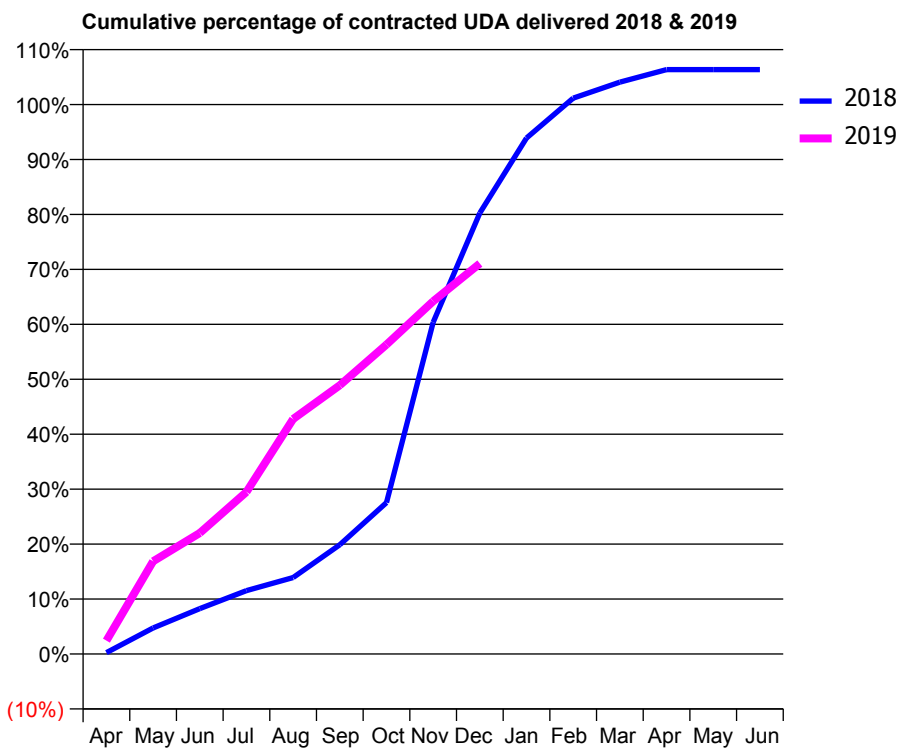
18/19 Contracted general activity (UDA)	1,846
Carry forward general activity (UDA)	0
18/19 Contracted orthodontic activity (UOA)	0
Carry forward orthodontic activity (UOA)	0
Baseline contract value	£85,238.57

ACCESS*

Patients seen in 24 months	Total	Change since previous quarter
Quarter ending December 2017	387	
Quarter ending March 2018	393	→
Quarter ending June 2018	480	↑
Quarter ending September 2018	590	↑
Quarter ending December 2018	623	↑
Variance since December 2017	61.0%	↑



ACTIVITY



Month	Adjusted Scheduled Activity (UDA)	
	2018	2019
April	2	45
May	38	311
June	67	406
July	93	545
August	112	790
September	160	903
October	222	1,039
November	487	1,185
December	647	1,312
January	757	
February	815	
March	839	
April	857	
May	857	
June	857	

QUALITY

	Quantity	Base Number	Contract	AT	Region	England
% of FP17s for the same patient ID Re-attending within 3 months - Children	28	444	6.3%	9.5%	12.3%	11.8%
% of FP17s for the same patient ID Re-attending within 3 months - Adults	45	431	10.4%	12.8%	15.8%	15.6%
% of FP17s for the same patient ID Re-attending between 3 & 9 months - Children	191	444	43.0%	62.9%	60.1%	58.8%
% of FP17s for the same patient ID Re-attending between 3 & 9 months - Adults	52	431	12.1%	54.6%	53.3%	51.0%
% of FP17s for Band 1 Urgent Courses	254	856	29.7%	7.5%	9.0%	9.0%
% of FP17s Relating to Free Repair or Replacements	2	856	0.2%	0.9%	1.0%	0.8%
% of FP17s Relating to Continuations	14	856	1.6%	0.9%	1.0%	0.9%
% of Patients satisfied with the dentistry they have received	1	1	N/A	93.6%	93.8%	93.2%
% of Patients satisfied with the time they had to wait for an appointment	1	1	N/A	89.5%	89.4%	88.3%

* This is based on patients treated on this contract for their most recent course of treatment. Figures in italics indicate the base number of FP17s or Patient Questionnaire responses are less than 100. N/A is shown where the base number of responses is less than 10 during the period. % is calculated as Quantity/Base number*100

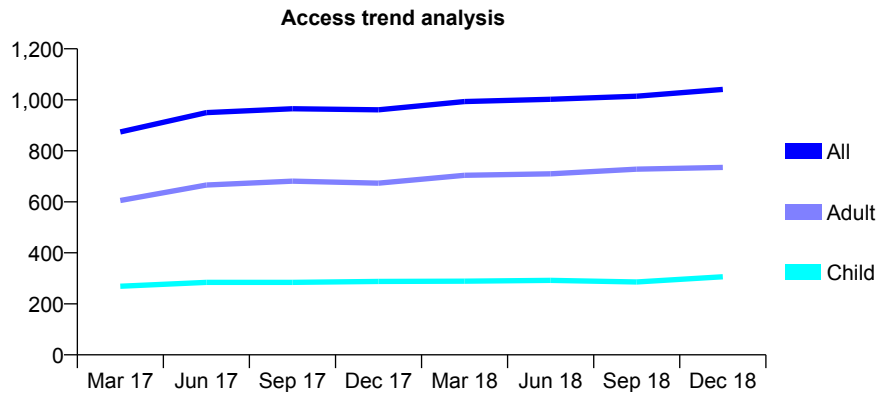
Q50 - Vital Signs At a Glance Contract Report for 810223/0001 - December 2018

Name or company name	MR SW HEYLINGS
Contract type name	GDS Contract
Purpose of contract	General
Contract start date	01/04/2006
Contract end date	

18/19 Contracted general activity (UDA)	2,635
Carry forward general activity (UDA)	-53
18/19 Contracted orthodontic activity (UOA)	0
Carry forward orthodontic activity (UOA)	0
Baseline contract value	£73,497.76

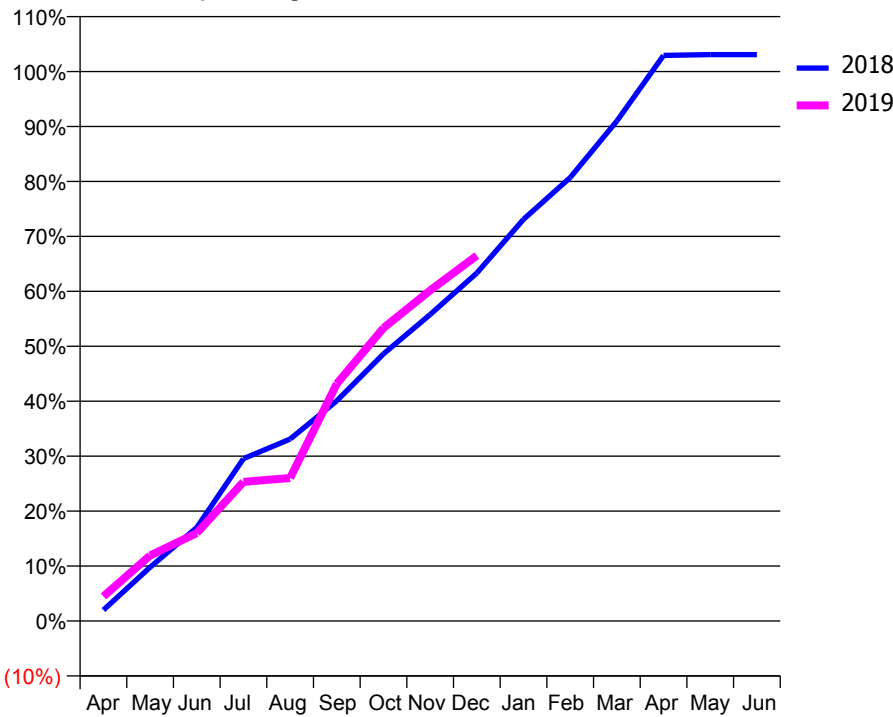
ACCESS*

Patients seen in 24 months	Total	Change since previous quarter
Quarter ending December 2017	961	
Quarter ending March 2018	993	↑
Quarter ending June 2018	1,002	→
Quarter ending September 2018	1,014	→
Quarter ending December 2018	1,041	↑
Variance since December 2017	8.3%	↑



ACTIVITY

Cumulative percentage of contracted UDA delivered 2018 & 2019



Month	Adjusted Scheduled Activity (UDA)	
	2018	2019
April	53	118
May	258	314
June	449	422
July	779	667
August	873	686
September	1,056	1,138
October	1,281	1,405
November	1,470	1,586
December	1,669	1,752
January	1,926	
February	2,127	
March	2,398	
April	2,712	
May	2,716	
June	2,716	

QUALITY

	Quantity	Base Number	Contract	AT	Region	England
% of FP17s for the same patient ID Re-attending within 3 months - Children	15	300	5.0%	9.5%	12.3%	11.8%
% of FP17s for the same patient ID Re-attending within 3 months - Adults	112	750	14.9%	12.8%	15.8%	15.6%
% of FP17s for the same patient ID Re-attending between 3 & 9 months - Children	154	300	51.3%	62.9%	60.1%	58.8%
% of FP17s for the same patient ID Re-attending between 3 & 9 months - Adults	399	750	53.2%	54.6%	53.3%	51.0%
% of FP17s for Band 1 Urgent Courses	38	909	4.2%	7.5%	9.0%	9.0%
% of FP17s Relating to Free Repair or Replacements	0	909	0.0%	0.9%	1.0%	0.8%
% of FP17s Relating to Continuations	14	909	1.5%	0.9%	1.0%	0.9%
% of Patients satisfied with the dentistry they have received	6	6	N/A	93.6%	93.8%	93.2%
% of Patients satisfied with the time they had to wait for an appointment	6	6	N/A	89.5%	89.4%	88.3%

* This is based on patients treated on this contract for their most recent course of treatment. Figures in italics indicate the base number of FP17s or Patient Questionnaire responses are less than 100. N/A is shown where the base number of responses is less than 10 during the period. % is calculated as Quantity/Base number*100

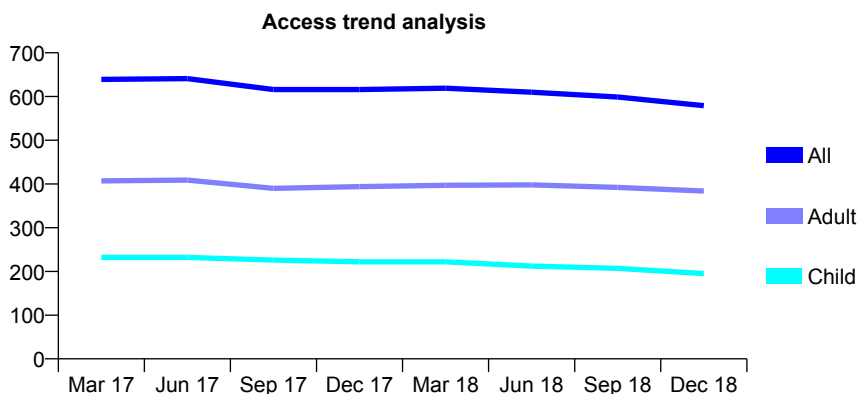
Q50 - Vital Signs At a Glance Contract Report for 810290/0001 - December 2018

Name or company name	MR PA RIDING
Contract type name	GDS Contract
Purpose of contract	General
Contract start date	01/04/2006
Contract end date	

18/19 Contracted general activity (UDA)	1,711
Carry forward general activity (UDA)	-19
18/19 Contracted orthodontic activity (UOA)	0
Carry forward orthodontic activity (UOA)	0
Baseline contract value	£52,586.51

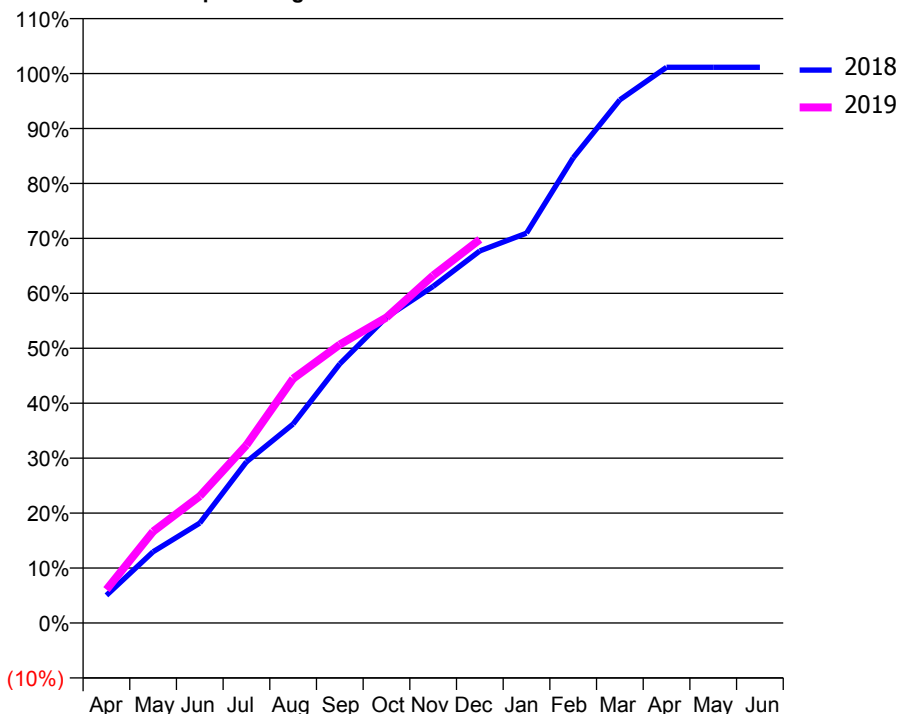
ACCESS*

Patients seen in 24 months	Total	Change since previous quarter
Quarter ending December 2017	616	
Quarter ending March 2018	619	→
Quarter ending June 2018	610	↓
Quarter ending September 2018	599	↓
Quarter ending December 2018	579	↓
Variance since December 2017	(6.0%)	↓



ACTIVITY

Cumulative percentage of contracted UDA delivered 2018 & 2019



Month	Adjusted Scheduled Activity (UDA)	
	2018	2019
April	86	104
May	222	285
June	311	395
July	502	554
August	620	761
September	807	867
October	952	952
November	1,048	1,082
December	1,159	1,194
January	1,214	
February	1,448	
March	1,629	
April	1,730	
May	1,730	
June	1,730	

QUALITY

	Quantity	Base Number	Contract	AT	Region	England
% of FP17s for the same patient ID Re-attending within 3 months - Children	14	220	6.4%	9.5%	12.3%	11.8%
% of FP17s for the same patient ID Re-attending within 3 months - Adults	26	304	8.6%	12.8%	15.8%	15.6%
% of FP17s for the same patient ID Re-attending between 3 & 9 months - Children	132	220	60.0%	62.9%	60.1%	58.8%
% of FP17s for the same patient ID Re-attending between 3 & 9 months - Adults	169	304	55.6%	54.6%	53.3%	51.0%
% of FP17s for Band 1 Urgent Courses	12	480	2.5%	7.5%	9.0%	9.0%
% of FP17s Relating to Free Repair or Replacements	0	480	0.0%	0.9%	1.0%	0.8%
% of FP17s Relating to Continuations	4	480	0.8%	0.9%	1.0%	0.9%
% of Patients satisfied with the dentistry they have received	0	0	N/A	93.6%	93.8%	93.2%
% of Patients satisfied with the time they had to wait for an appointment	0	0	N/A	89.5%	89.4%	88.3%

* This is based on patients treated on this contract for their most recent course of treatment. Figures in italics indicate the base number of FP17s or Patient Questionnaire responses are less than 100. N/A is shown where the base number of responses is less than 10 during the period. % is calculated as Quantity/Base number*100

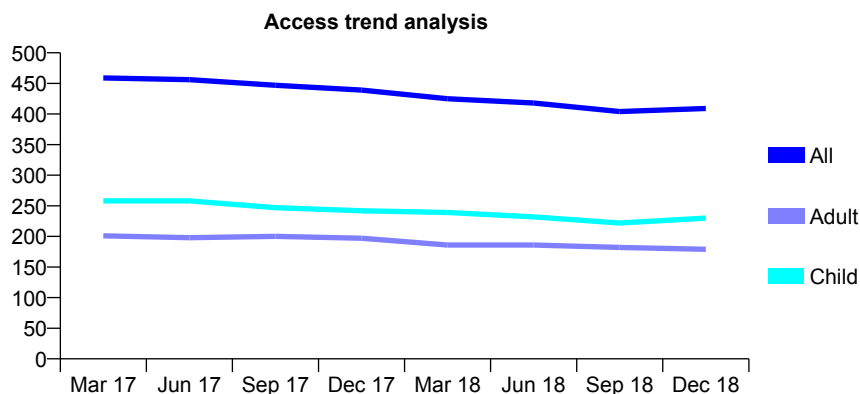
Q50 - Vital Signs At a Glance Contract Report for 811076/0001 - December 2018

Name or company name	MR DR FEIRN
Contract type name	GDS Contract
Purpose of contract	General and Orthodontic
Contract start date	01/04/2006
Contract end date	

18/19 Contracted general activity (UDA)	1,000
Carry forward general activity (UDA)	0
18/19 Contracted orthodontic activity (UOA)	220
Carry forward orthodontic activity (UOA)	0
Baseline contract value	£41,108.73

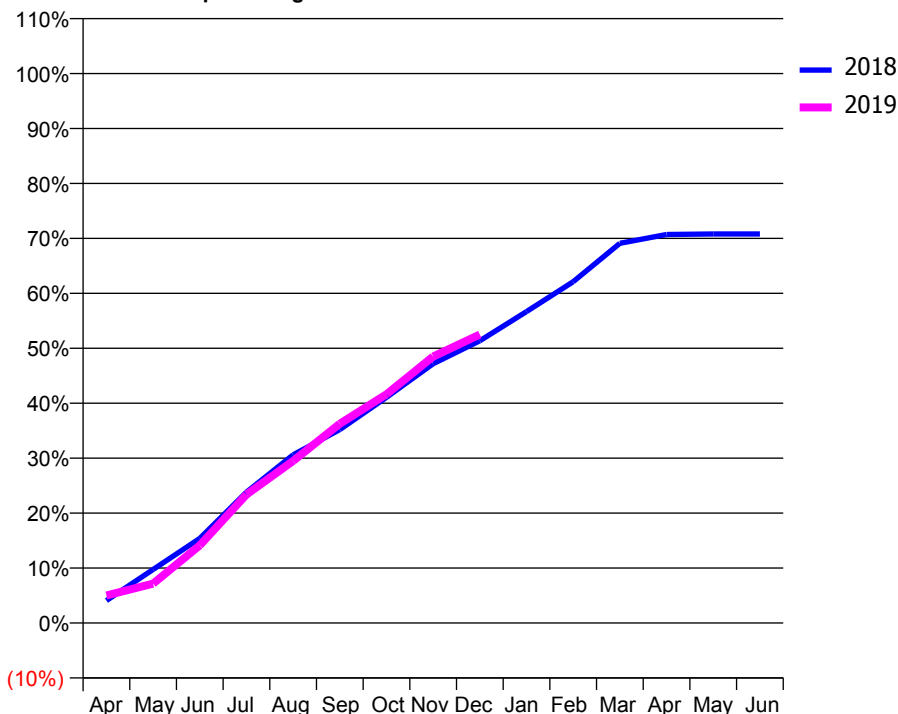
ACCESS*

Patients seen in 24 months	Total	Change since previous quarter
Quarter ending December 2017	439	
Quarter ending March 2018	425	↓
Quarter ending June 2018	418	↓
Quarter ending September 2018	404	↓
Quarter ending December 2018	409	→
Variance since December 2017	(6.8%)	↓



ACTIVITY

Cumulative percentage of contracted UDA delivered 2018 & 2019



Month	Adjusted Scheduled Activity (UDA)	
	2018	2019
April	50	50
May	118	72
June	187	141
July	289	234
August	372	295
September	427	363
October	499	416
November	573	485
December	624	525
January	688	
February	754	
March	839	
April	858	
May	859	
June	859	

QUALITY

	Quantity	Base Number	Contract	AT	Region	England
% of FP17s for the same patient ID Re-attending within 3 months - Children	22	241	9.1%	9.5%	12.3%	11.8%
% of FP17s for the same patient ID Re-attending within 3 months - Adults	26	155	16.8%	12.8%	15.8%	15.6%
% of FP17s for the same patient ID Re-attending between 3 & 9 months - Children	140	241	58.1%	62.9%	60.1%	58.8%
% of FP17s for the same patient ID Re-attending between 3 & 9 months - Adults	77	155	49.7%	54.6%	53.3%	51.0%
% of FP17s for Band 1 Urgent Courses	20	379	5.3%	7.5%	9.0%	9.0%
% of FP17s Relating to Free Repair or Replacements	0	379	0.0%	0.9%	1.0%	0.8%
% of FP17s Relating to Continuations	0	379	0.0%	0.9%	1.0%	0.9%
% of Patients satisfied with the dentistry they have received	1	1	N/A	93.6%	93.8%	93.2%
% of Patients satisfied with the time they had to wait for an appointment	1	1	N/A	89.5%	89.4%	88.3%

* This is based on patients treated on this contract for their most recent course of treatment. Figures in italics indicate the base number of FP17s or Patient Questionnaire responses are less than 100. N/A is shown where the base number of responses is less than 10 during the period. % is calculated as Quantity/Base number*100

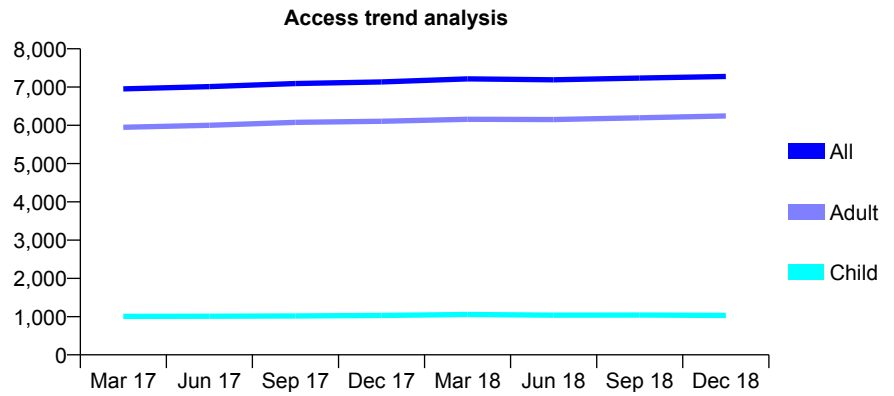
Q50 - Vital Signs At a Glance Contract Report for 819794/0001 - December 2018

Name or company name	Stokesley Dental Practice
Contract type name	GDS Contract
Purpose of contract	General
Contract start date	01/12/2006
Contract end date	

18/19 Contracted general activity (UDA)	24,510
Carry forward general activity (UDA)	241
18/19 Contracted orthodontic activity (UOA)	0
Carry forward orthodontic activity (UOA)	0
Baseline contract value	£585,380.13

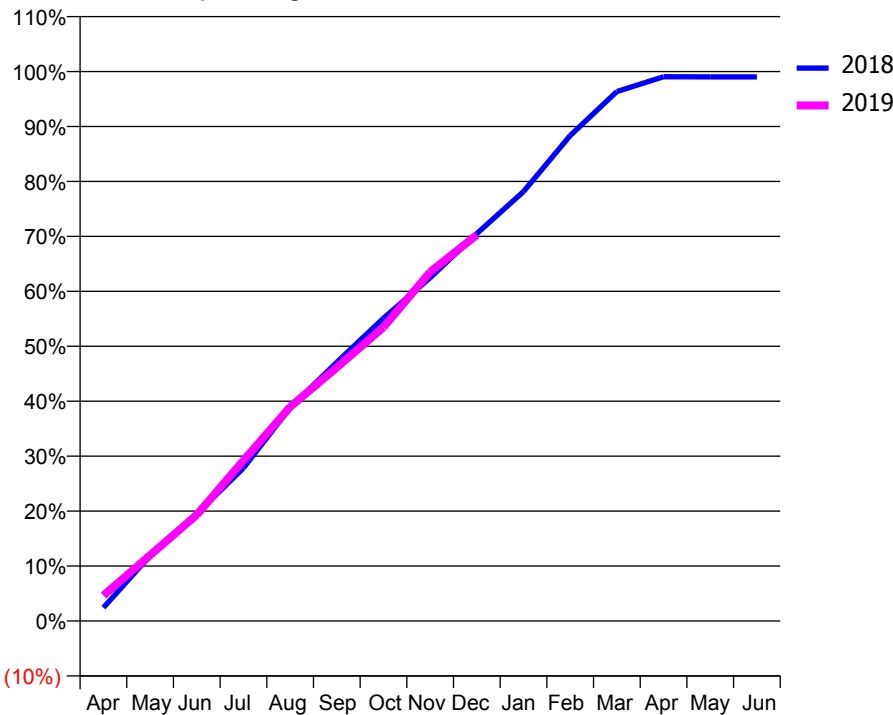
ACCESS*

Patients seen in 24 months	Total	Change since previous quarter
Quarter ending December 2017	7,135	
Quarter ending March 2018	7,213	→
Quarter ending June 2018	7,188	→
Quarter ending September 2018	7,236	→
Quarter ending December 2018	7,275	→
Variance since December 2017	2.0%	→



ACTIVITY

Cumulative percentage of contracted UDA delivered 2018 & 2019



Month	Adjusted Scheduled Activity (UDA)	
	2018	2019
April	600	1,141
May	2,919	2,934
June	4,778	4,736
July	6,824	7,157
August	9,513	9,552
September	11,540	11,308
October	13,505	13,103
November	15,315	15,569
December	17,279	17,221
January	19,155	
February	21,656	
March	23,619	
April	24,274	
May	24,270	
June	24,269	

QUALITY

	Quantity	Base Number	Contract	AT	Region	England
% of FP17s for the same patient ID Re-attending within 3 months - Children	65	1,269	5.1%	9.5%	12.3%	11.8%
% of FP17s for the same patient ID Re-attending within 3 months - Adults	1,455	8,646	16.8%	12.8%	15.8%	15.6%
% of FP17s for the same patient ID Re-attending between 3 & 9 months - Children	920	1,269	72.5%	62.9%	60.1%	58.8%
% of FP17s for the same patient ID Re-attending between 3 & 9 months - Adults	5,886	8,646	68.1%	54.6%	53.3%	51.0%
% of FP17s for Band 1 Urgent Courses	926	9,546	9.7%	7.5%	9.0%	9.0%
% of FP17s Relating to Free Repair or Replacements	313	9,546	3.3%	0.9%	1.0%	0.8%
% of FP17s Relating to Continuations	217	9,546	2.3%	0.9%	1.0%	0.9%
% of Patients satisfied with the dentistry they have received	9	10	90.0%	93.6%	93.8%	93.2%
% of Patients satisfied with the time they had to wait for an appointment	9	10	90.0%	89.5%	89.4%	88.3%

* This is based on patients treated on this contract for their most recent course of treatment. Figures in italics indicate the base number of FP17s or Patient Questionnaire responses are less than 100. N/A is shown where the base number of responses is less than 10 during the period. % is calculated as Quantity/Base number*100

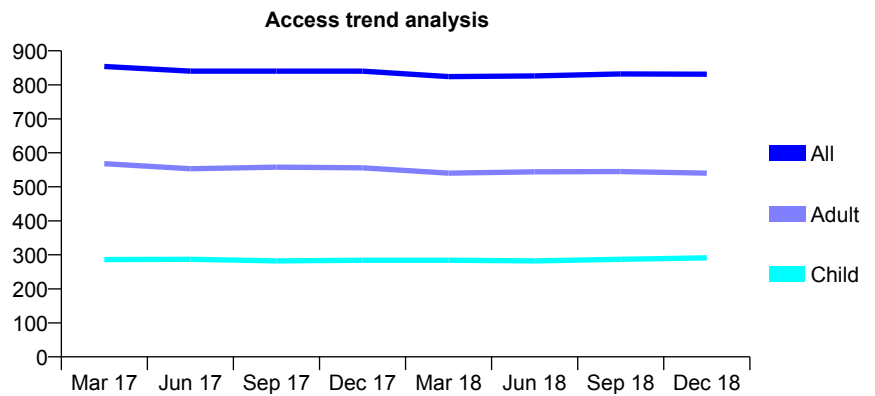
Q50 - Vital Signs At a Glance Contract Report for 824100/0001 - December 2018

Name or company name	MR AR DICKENS
Contract type name	GDS Contract
Purpose of contract	General
Contract start date	01/04/2006
Contract end date	

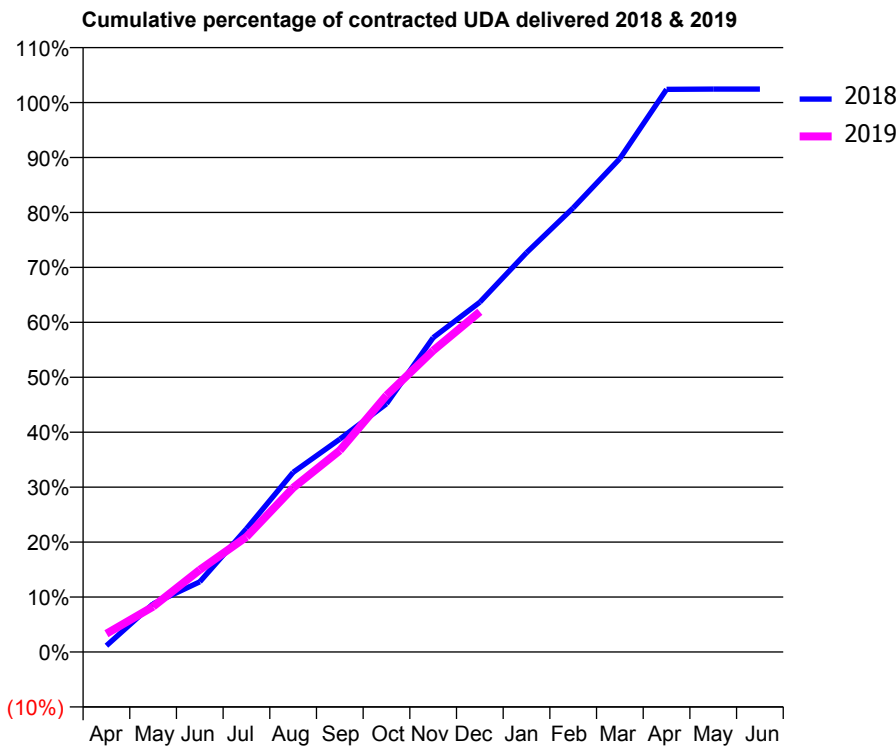
18/19 Contracted general activity (UDA)	1,924
Carry forward general activity (UDA)	-38
18/19 Contracted orthodontic activity (UOA)	0
Carry forward orthodontic activity (UOA)	0
Baseline contract value	£59,460.23

ACCESS*

Patients seen in 24 months	Total	Change since previous quarter
Quarter ending December 2017	840	
Quarter ending March 2018	824	↓
Quarter ending June 2018	826	→
Quarter ending September 2018	832	→
Quarter ending December 2018	831	→
Variance since December 2017	(1.1%)	↓



ACTIVITY



Month	Adjusted Scheduled Activity (UDA)	
	2018	2019
April	22	64
May	169	159
June	246	288
July	432	403
August	629	575
September	746	706
October	869	898
November	1,101	1,055
December	1,225	1,191
January	1,398	
February	1,555	
March	1,728	
April	1,970	
May	1,971	
June	1,971	

QUALITY

	Quantity	Base Number	Contract	AT	Region	England
% of FP17s for the same patient ID Re-attending within 3 months - Children	20	301	6.6%	9.5%	12.3%	11.8%
% of FP17s for the same patient ID Re-attending within 3 months - Adults	59	471	12.5%	12.8%	15.8%	15.6%
% of FP17s for the same patient ID Re-attending between 3 & 9 months - Children	154	301	51.2%	62.9%	60.1%	58.8%
% of FP17s for the same patient ID Re-attending between 3 & 9 months - Adults	206	471	43.7%	54.6%	53.3%	51.0%
% of FP17s for Band 1 Urgent Courses	61	659	9.3%	7.5%	9.0%	9.0%
% of FP17s Relating to Free Repair or Replacements	4	659	0.6%	0.9%	1.0%	0.8%
% of FP17s Relating to Continuations	3	659	0.5%	0.9%	1.0%	0.9%
% of Patients satisfied with the dentistry they have received	2	2	N/A	93.6%	93.8%	93.2%
% of Patients satisfied with the time they had to wait for an appointment	2	2	N/A	89.5%	89.4%	88.3%

* This is based on patients treated on this contract for their most recent course of treatment. Figures in italics indicate the base number of FP17s or Patient Questionnaire responses are less than 100. N/A is shown where the base number of responses is less than 10 during the period. % is calculated as Quantity/Base number*100

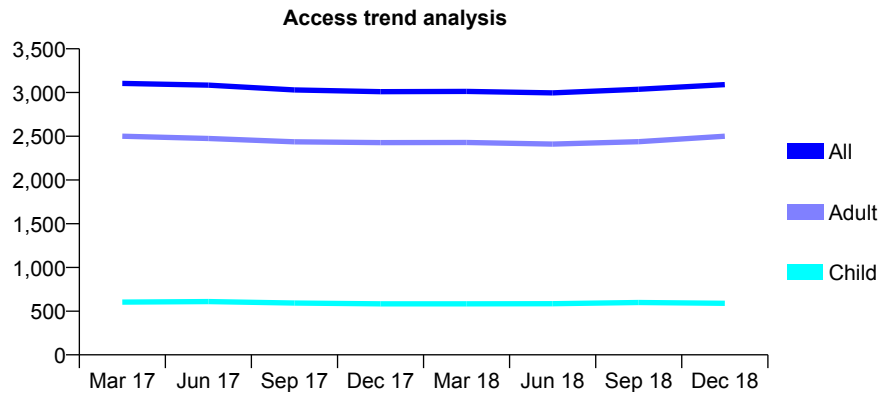
Q50 - Vital Signs At a Glance Contract Report for 844152/0001 - December 2018

Name or company name	MR ST COLES
Contract type name	GDS Contract
Purpose of contract	General
Contract start date	01/04/2006
Contract end date	

18/19 Contracted general activity (UDA)	8,810
Carry forward general activity (UDA)	0
18/19 Contracted orthodontic activity (UOA)	0
Carry forward orthodontic activity (UOA)	0
Baseline contract value	£277,257.95

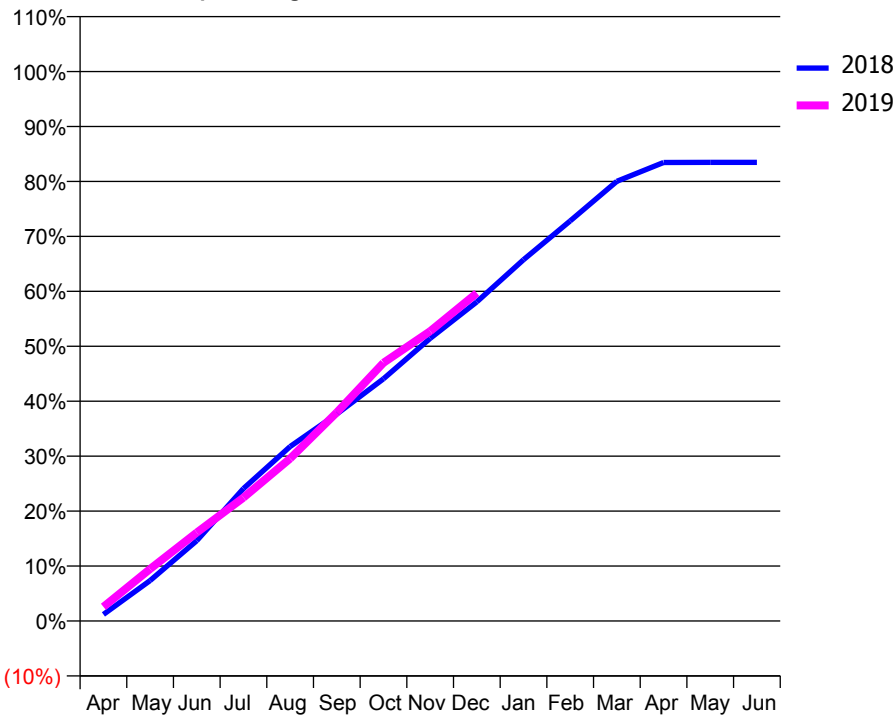
ACCESS*

Patients seen in 24 months	Total	Change since previous quarter
Quarter ending December 2017	3,010	
Quarter ending March 2018	3,012	→
Quarter ending June 2018	2,996	→
Quarter ending September 2018	3,037	→
Quarter ending December 2018	3,091	→
Variance since December 2017	2.7%	↑



ACTIVITY

Cumulative percentage of contracted UDA delivered 2018 & 2019



Month	Adjusted Scheduled Activity (UDA)	
	2018	2019
April	105	228
May	650	835
June	1,288	1,418
July	2,124	1,979
August	2,798	2,604
September	3,319	3,345
October	3,883	4,139
November	4,532	4,647
December	5,116	5,258
January	5,793	
February	6,416	
March	7,051	
April	7,350	
May	7,354	
June	7,354	

QUALITY

	Quantity	Base Number	Contract	AT	Region	England
% of FP17s for the same patient ID Re-attending within 3 months - Children	33	427	7.7%	9.5%	12.3%	11.8%
% of FP17s for the same patient ID Re-attending within 3 months - Adults	270	1,895	14.2%	12.8%	15.8%	15.6%
% of FP17s for the same patient ID Re-attending between 3 & 9 months - Children	66	427	15.5%	62.9%	60.1%	58.8%
% of FP17s for the same patient ID Re-attending between 3 & 9 months - Adults	434	1,895	22.9%	54.6%	53.3%	51.0%
% of FP17s for Band 1 Urgent Courses	111	2,219	5.0%	7.5%	9.0%	9.0%
% of FP17s Relating to Free Repair or Replacements	44	2,219	2.0%	0.9%	1.0%	0.8%
% of FP17s Relating to Continuations	25	2,219	1.1%	0.9%	1.0%	0.9%
% of Patients satisfied with the dentistry they have received	2	2	N/A	93.6%	93.8%	93.2%
% of Patients satisfied with the time they had to wait for an appointment	1	2	N/A	89.5%	89.4%	88.3%

* This is based on patients treated on this contract for their most recent course of treatment. Figures in italics indicate the base number of FP17s or Patient Questionnaire responses are less than 100. N/A is shown where the base number of responses is less than 10 during the period. % is calculated as Quantity/Base number*100

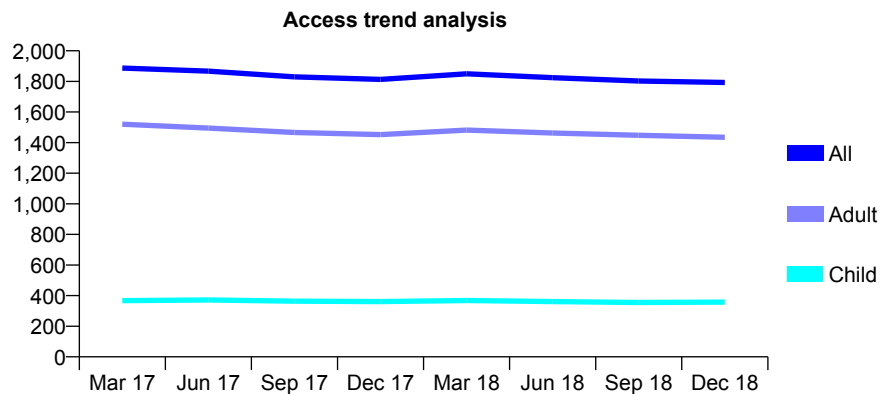
Q50 - Vital Signs At a Glance Contract Report for 854549/0001 - December 2018

Name or company name	Nirav Thakker Dental Limited
Contract type name	GDS Contract
Purpose of contract	General
Contract start date	20/07/2009
Contract end date	

18/19 Contracted general activity (UDA)	7,000
Carry forward general activity (UDA)	70
18/19 Contracted orthodontic activity (UOA)	0
Carry forward orthodontic activity (UOA)	0
Baseline contract value	£193,399.98

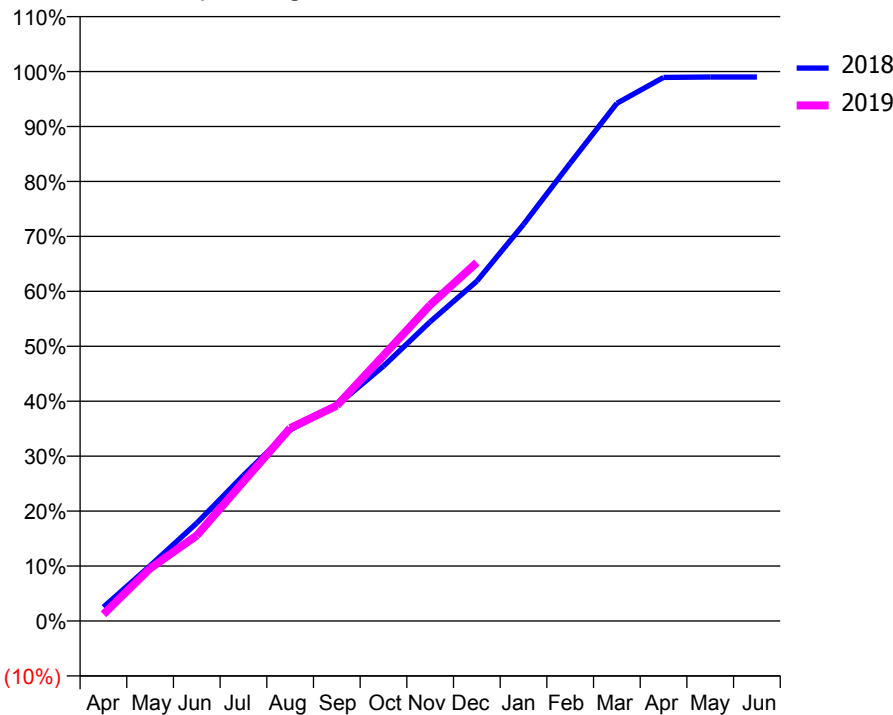
ACCESS*

Patients seen in 24 months	Total	Change since previous quarter
Quarter ending December 2017	1,813	
Quarter ending March 2018	1,850	↑
Quarter ending June 2018	1,824	↓
Quarter ending September 2018	1,803	↓
Quarter ending December 2018	1,793	→
Variance since December 2017	(1.1%)	↓



ACTIVITY

Cumulative percentage of contracted UDA delivered 2018 & 2019



Month	Adjusted Scheduled Activity (UDA)	
	2018	2019
April	177	86
May	704	670
June	1,247	1,089
July	1,855	1,775
August	2,435	2,457
September	2,748	2,745
October	3,248	3,383
November	3,813	4,027
December	4,329	4,567
January	5,052	
February	5,833	
March	6,596	
April	6,925	
May	6,930	
June	6,930	

QUALITY

	Quantity	Base Number	Contract	AT	Region	England
% of FP17s for the same patient ID Re-attending within 3 months - Children	51	508	10.0%	9.5%	12.3%	11.8%
% of FP17s for the same patient ID Re-attending within 3 months - Adults	303	1,923	15.8%	12.8%	15.8%	15.6%
% of FP17s for the same patient ID Re-attending between 3 & 9 months - Children	379	508	74.6%	62.9%	60.1%	58.8%
% of FP17s for the same patient ID Re-attending between 3 & 9 months - Adults	1,402	1,923	72.9%	54.6%	53.3%	51.0%
% of FP17s for Band 1 Urgent Courses	96	2,323	4.1%	7.5%	9.0%	9.0%
% of FP17s Relating to Free Repair or Replacements	26	2,323	1.1%	0.9%	1.0%	0.8%
% of FP17s Relating to Continuations	4	2,323	0.2%	0.9%	1.0%	0.9%
% of Patients satisfied with the dentistry they have received	1	2	N/A	93.6%	93.8%	93.2%
% of Patients satisfied with the time they had to wait for an appointment	2	2	N/A	89.5%	89.4%	88.3%

* This is based on patients treated on this contract for their most recent course of treatment. Figures in italics indicate the base number of FP17s or Patient Questionnaire responses are less than 100. N/A is shown where the base number of responses is less than 10 during the period. % is calculated as Quantity/Base number*100

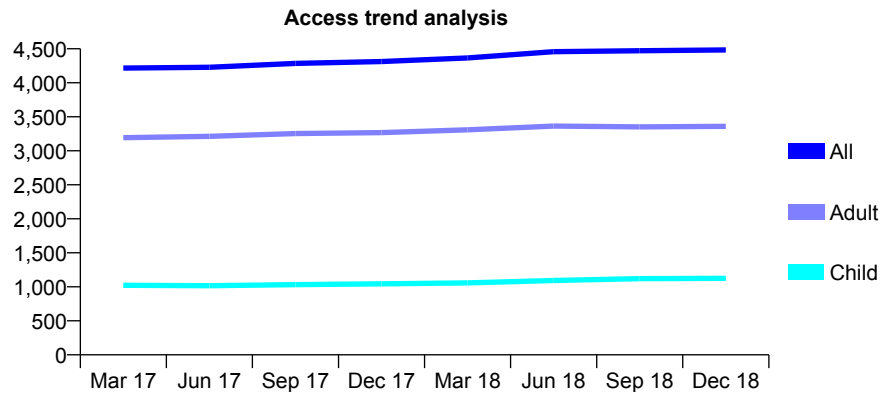
Q50 - Vital Signs At a Glance Contract Report for 858404/0001 - December 2018

Name or company name	MR MS AKHTAR
Contract type name	GDS Contract
Purpose of contract	General
Contract start date	01/12/2009
Contract end date	

18/19 Contracted general activity (UDA)	14,000
Carry forward general activity (UDA)	0
18/19 Contracted orthodontic activity (UOA)	0
Carry forward orthodontic activity (UOA)	0
Baseline contract value	£371,015.55

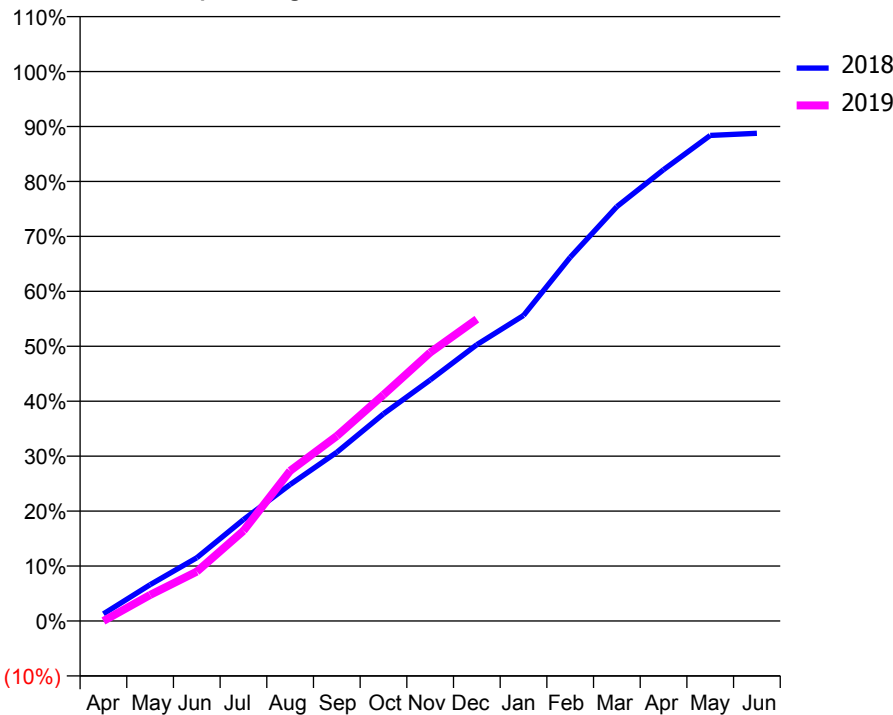
ACCESS*

Patients seen in 24 months	Total	Change since previous quarter
Quarter ending December 2017	4,312	
Quarter ending March 2018	4,366	→
Quarter ending June 2018	4,458	↑
Quarter ending September 2018	4,471	→
Quarter ending December 2018	4,483	→
Variance since December 2017	4.0%	↑



ACTIVITY

Cumulative percentage of contracted UDA delivered 2018 & 2019



Month	Adjusted Scheduled Activity (UDA)	
	2018	2019
April	183	0
May	925	663
June	1,611	1,259
July	2,584	2,297
August	3,476	3,826
September	4,299	4,714
October	5,277	5,764
November	6,140	6,840
December	7,041	7,689
January	7,786	
February	9,267	
March	10,557	
April	11,500	
May	12,371	
June	12,426	

QUALITY

	Quantity	Base Number	Contract	AT	Region	England
% of FP17s for the same patient ID Re-attending within 3 months - Children	52	1,129	4.6%	9.5%	12.3%	11.8%
% of FP17s for the same patient ID Re-attending within 3 months - Adults	369	3,309	11.2%	12.8%	15.8%	15.6%
% of FP17s for the same patient ID Re-attending between 3 & 9 months - Children	629	1,129	55.7%	62.9%	60.1%	58.8%
% of FP17s for the same patient ID Re-attending between 3 & 9 months - Adults	1,985	3,309	60.0%	54.6%	53.3%	51.0%
% of FP17s for Band 1 Urgent Courses	246	3,755	6.6%	7.5%	9.0%	9.0%
% of FP17s Relating to Free Repair or Replacements	56	3,755	1.5%	0.9%	1.0%	0.8%
% of FP17s Relating to Continuations	21	3,755	0.6%	0.9%	1.0%	0.9%
% of Patients satisfied with the dentistry they have received	13	13	100.0%	93.6%	93.8%	93.2%
% of Patients satisfied with the time they had to wait for an appointment	12	13	92.3%	89.5%	89.4%	88.3%

* This is based on patients treated on this contract for their most recent course of treatment. Figures in italics indicate the base number of FP17s or Patient Questionnaire responses are less than 100. N/A is shown where the base number of responses is less than 10 during the period. % is calculated as Quantity/Base number*100

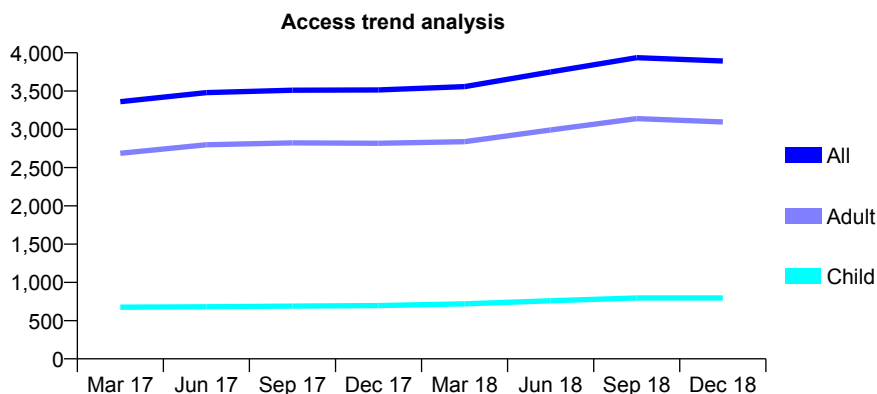
Q50 - Vital Signs At a Glance Contract Report for 876712/0001 - December 2018

Name or company name	MR A BAGGA
Contract type name	GDS Contract
Purpose of contract	General
Contract start date	01/09/2015
Contract end date	

18/19 Contracted general activity (UDA)	9,841
Carry forward general activity (UDA)	317
18/19 Contracted orthodontic activity (UOA)	0
Carry forward orthodontic activity (UOA)	0
Baseline contract value	£312,657.88

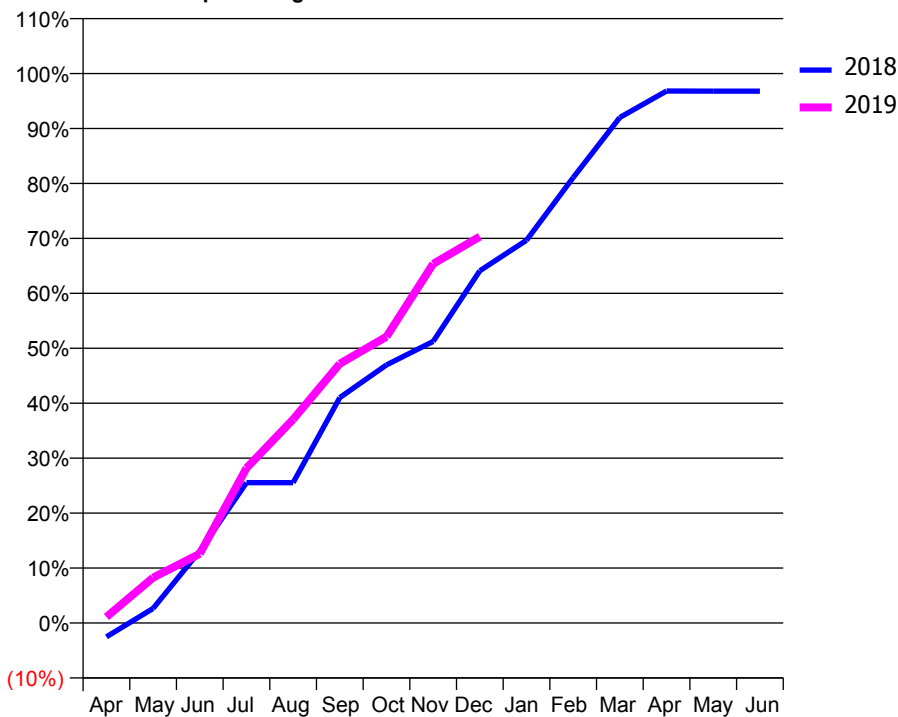
ACCESS*

Patients seen in 24 months	Total	Change since previous quarter
Quarter ending December 2017	3,514	
Quarter ending March 2018	3,558	→
Quarter ending June 2018	3,750	↑
Quarter ending September 2018	3,936	↑
Quarter ending December 2018	3,893	↓
Variance since December 2017	10.8%	↑



ACTIVITY

Cumulative percentage of contracted UDA delivered 2018 & 2019



Month	Adjusted Scheduled Activity (UDA)	
	2018	2019
April	-249	108
May	263	812
June	1,291	1,240
July	2,513	2,774
August	2,513	3,647
September	4,036	4,645
October	4,623	5,128
November	5,044	6,433
December	6,309	6,919
January	6,856	
February	7,976	
March	9,054	
April	9,527	
May	9,525	
June	9,524	

QUALITY

	Quantity	Base Number	Contract	AT	Region	England
% of FP17s for the same patient ID Re-attending within 3 months - Children	19	828	2.3%	9.5%	12.3%	11.8%
% of FP17s for the same patient ID Re-attending within 3 months - Adults	259	3,268	7.9%	12.8%	15.8%	15.6%
% of FP17s for the same patient ID Re-attending between 3 & 9 months - Children	469	828	56.6%	62.9%	60.1%	58.8%
% of FP17s for the same patient ID Re-attending between 3 & 9 months - Adults	2,002	3,268	61.3%	54.6%	53.3%	51.0%
% of FP17s for Band 1 Urgent Courses	141	3,908	3.6%	7.5%	9.0%	9.0%
% of FP17s Relating to Free Repair or Replacements	29	3,908	0.7%	0.9%	1.0%	0.8%
% of FP17s Relating to Continuations	14	3,908	0.4%	0.9%	1.0%	0.9%
% of Patients satisfied with the dentistry they have received	3	3	N/A	93.6%	93.8%	93.2%
% of Patients satisfied with the time they had to wait for an appointment	3	3	N/A	89.5%	89.4%	88.3%

* This is based on patients treated on this contract for their most recent course of treatment. Figures in italics indicate the base number of FP17s or Patient Questionnaire responses are less than 100. N/A is shown where the base number of responses is less than 10 during the period. % is calculated as Quantity/Base number*100

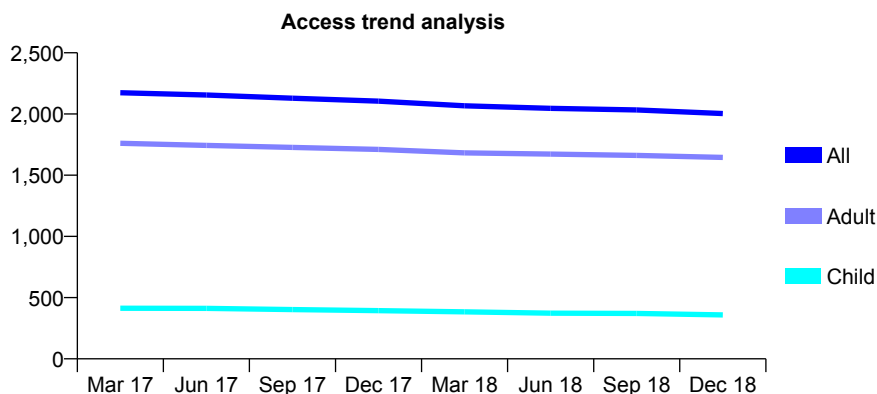
Q50 - Vital Signs At a Glance Contract Report for 878340/0001 - December 2018

Name or company name	Bridge Street Dental Surgery
Contract type name	GDS Contract
Purpose of contract	General
Contract start date	01/06/2012
Contract end date	

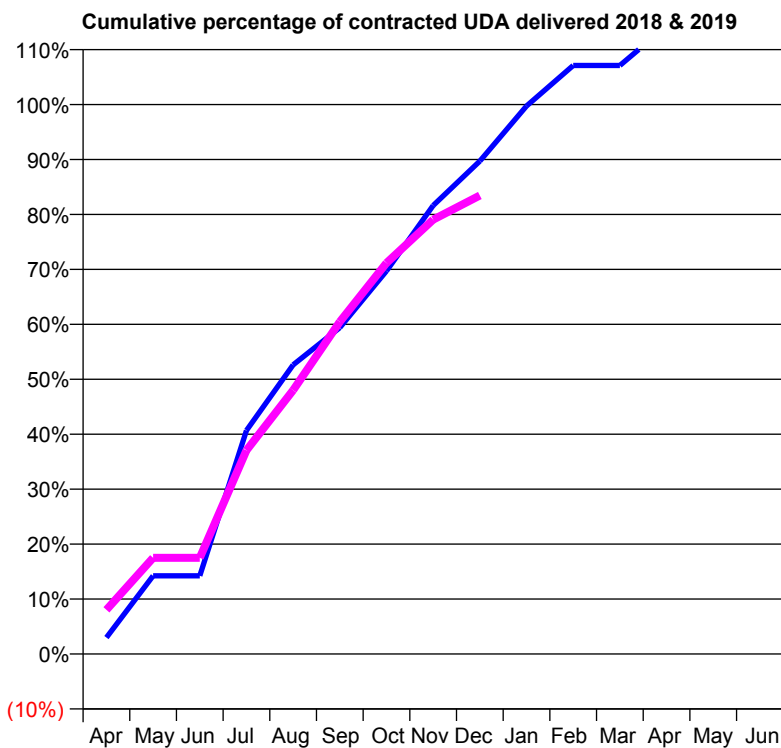
18/19 Contracted general activity (UDA)	5,696
Carry forward general activity (UDA)	-114
18/19 Contracted orthodontic activity (UOA)	0
Carry forward orthodontic activity (UOA)	0
Baseline contract value	£174,555.68

ACCESS*

Patients seen in 24 months	Total	Change since previous quarter
Quarter ending December 2017	2,105	
Quarter ending March 2018	2,067	↓
Quarter ending June 2018	2,046	↓
Quarter ending September 2018	2,033	→
Quarter ending December 2018	2,004	↓
Variance since December 2017	(4.8%)	↓



ACTIVITY



Month	Adjusted Scheduled Activity (UDA)	
	2018	2019
April	171	458
May	811	997
June	811	997
July	2,318	2,111
August	2,998	2,735
September	3,384	3,443
October	3,970	4,053
November	4,649	4,502
December	5,110	4,753
January	5,681	
February	6,101	
March	6,101	
April	6,507	
May	6,507	
June	6,507	

QUALITY

	Quantity	Base Number	Contract	AT	Region	England
% of FP17s for the same patient ID Re-attending within 3 months - Children	18	538	3.3%	9.5%	12.3%	11.8%
% of FP17s for the same patient ID Re-attending within 3 months - Adults	383	2,496	15.3%	12.8%	15.8%	15.6%
% of FP17s for the same patient ID Re-attending between 3 & 9 months - Children	450	538	83.6%	62.9%	60.1%	58.8%
% of FP17s for the same patient ID Re-attending between 3 & 9 months - Adults	1,779	2,496	71.3%	54.6%	53.3%	51.0%
% of FP17s for Band 1 Urgent Courses	162	2,709	6.0%	7.5%	9.0%	9.0%
% of FP17s Relating to Free Repair or Replacements	10	2,709	0.4%	0.9%	1.0%	0.8%
% of FP17s Relating to Continuations	25	2,709	0.9%	0.9%	1.0%	0.9%
% of Patients satisfied with the dentistry they have received	0	0	N/A	93.6%	93.8%	93.2%
% of Patients satisfied with the time they had to wait for an appointment	0	0	N/A	89.5%	89.4%	88.3%

* This is based on patients treated on this contract for their most recent course of treatment. Figures in italics indicate the base number of FP17s or Patient Questionnaire responses are less than 100. N/A is shown where the base number of responses is less than 10 during the period. % is calculated as Quantity/Base number*100

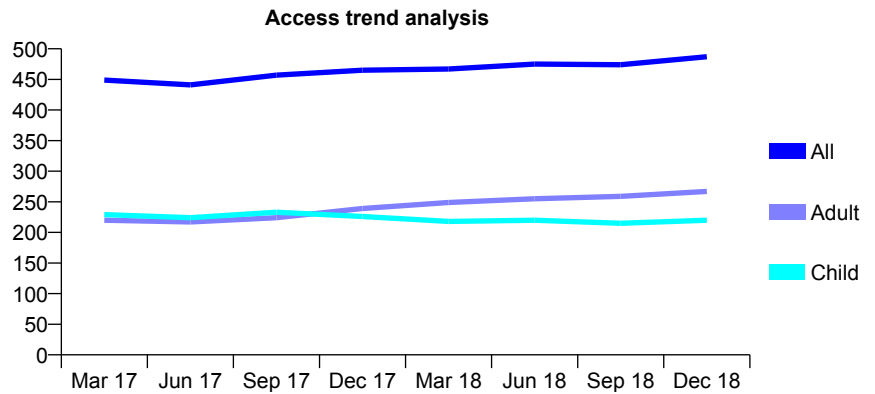
Q50 - Vital Signs At a Glance Contract Report for 911747/0001 - December 2018

Name or company name	MR N MUHAIREZ
Contract type name	GDS Contract
Purpose of contract	General
Contract start date	01/04/2006
Contract end date	

18/19 Contracted general activity (UDA)	1,850
Carry forward general activity (UDA)	-18
18/19 Contracted orthodontic activity (UOA)	0
Carry forward orthodontic activity (UOA)	0
Baseline contract value	£44,086.97

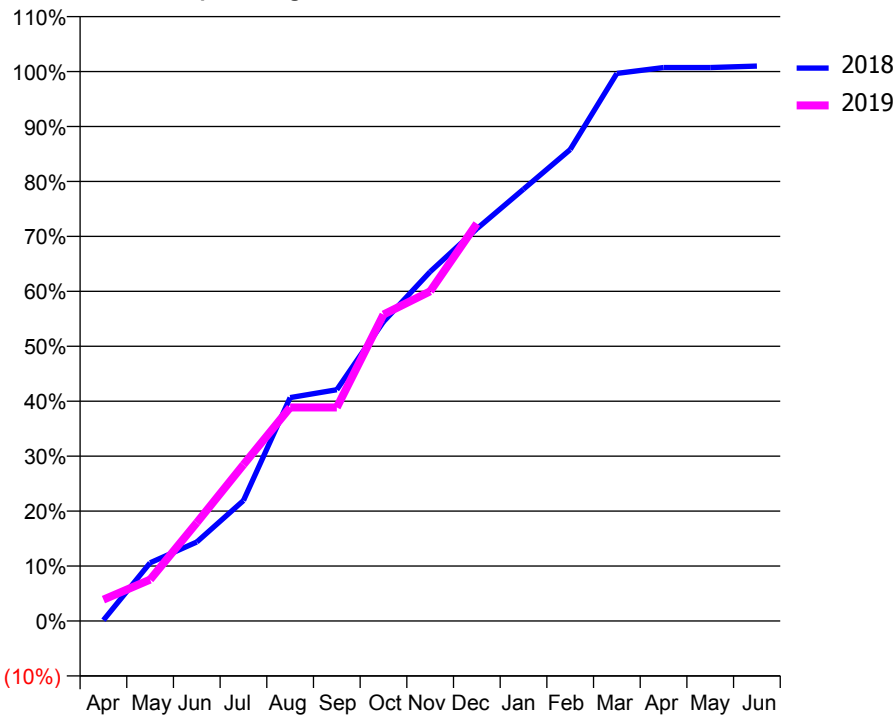
ACCESS*

Patients seen in 24 months	Total	Change since previous quarter
Quarter ending December 2017	465	
Quarter ending March 2018	467	→
Quarter ending June 2018	475	→
Quarter ending September 2018	474	→
Quarter ending December 2018	487	↑
Variance since December 2017	4.7%	↑



ACTIVITY

Cumulative percentage of contracted UDA delivered 2018 & 2019



Month	Adjusted Scheduled Activity (UDA)	
	2018	2019
April	3	72
May	196	140
June	266	331
July	405	527
August	752	719
September	779	719
October	1,008	1,032
November	1,176	1,110
December	1,320	1,338
January	1,454	
February	1,587	
March	1,843	
April	1,863	
May	1,863	
June	1,868	

QUALITY

	Quantity	Base Number	Contract	AT	Region	England
% of FP17s for the same patient ID Re-attending within 3 months - Children	34	331	10.3%	9.5%	12.3%	11.8%
% of FP17s for the same patient ID Re-attending within 3 months - Adults	66	317	20.8%	12.8%	15.8%	15.6%
% of FP17s for the same patient ID Re-attending between 3 & 9 months - Children	229	331	69.2%	62.9%	60.1%	58.8%
% of FP17s for the same patient ID Re-attending between 3 & 9 months - Adults	180	317	56.8%	54.6%	53.3%	51.0%
% of FP17s for Band 1 Urgent Courses	35	629	5.6%	7.5%	9.0%	9.0%
% of FP17s Relating to Free Repair or Replacements	1	629	0.2%	0.9%	1.0%	0.8%
% of FP17s Relating to Continuations	0	629	0.0%	0.9%	1.0%	0.9%
% of Patients satisfied with the dentistry they have received	0	0	N/A	93.6%	93.8%	93.2%
% of Patients satisfied with the time they had to wait for an appointment	0	0	N/A	89.5%	89.4%	88.3%

* This is based on patients treated on this contract for their most recent course of treatment. Figures in italics indicate the base number of FP17s or Patient Questionnaire responses are less than 100. N/A is shown where the base number of responses is less than 10 during the period. % is calculated as Quantity/Base number*100

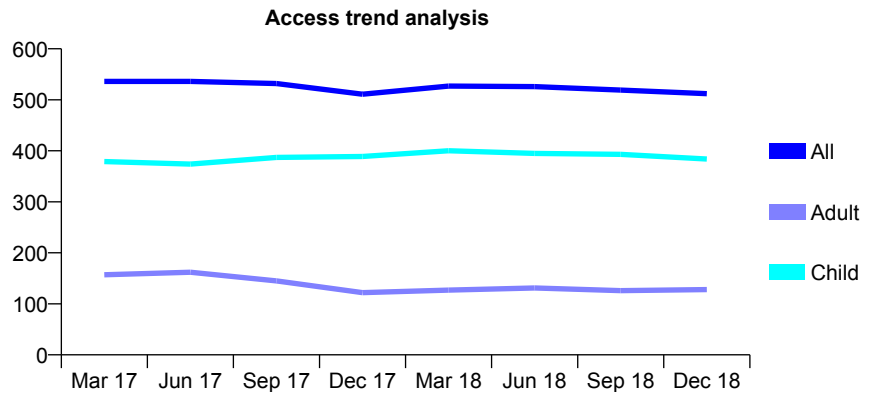
Q50 - Vital Signs At a Glance Contract Report for 915009/0001 - December 2018

Name or company name	MR NJ ALLDAY
Contract type name	GDS Contract
Purpose of contract	General and Orthodontic
Contract start date	01/04/2006
Contract end date	

18/19 Contracted general activity (UDA)	1,000
Carry forward general activity (UDA)	-20
18/19 Contracted orthodontic activity (UOA)	147
Carry forward orthodontic activity (UOA)	-1
Baseline contract value	£37,447.13

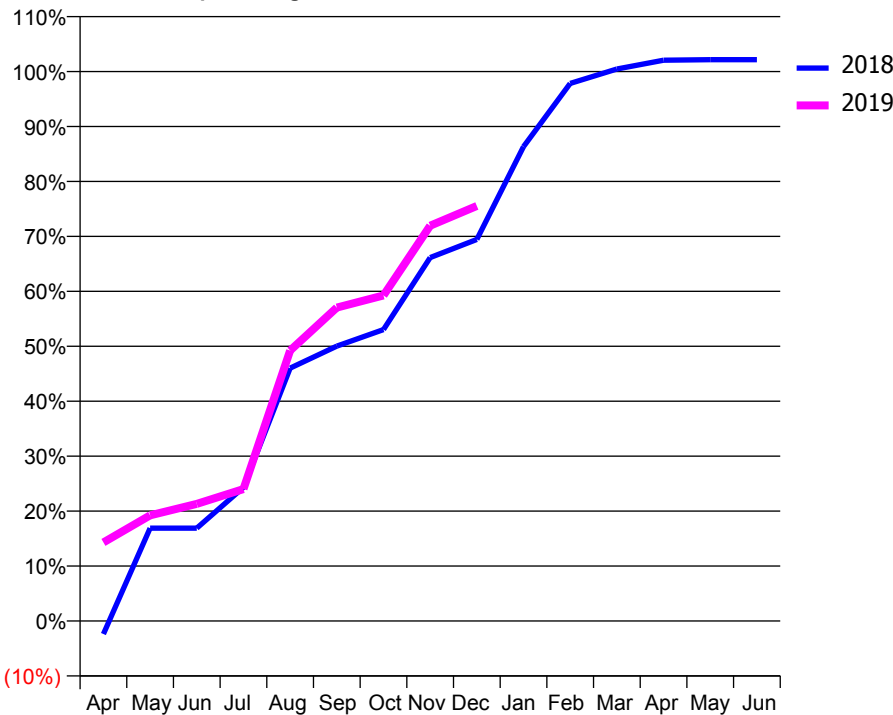
ACCESS*

Patients seen in 24 months	Total	Change since previous quarter
Quarter ending December 2017	511	
Quarter ending March 2018	527	↑
Quarter ending June 2018	526	→
Quarter ending September 2018	519	↓
Quarter ending December 2018	512	↓
Variance since December 2017	0.2%	→



ACTIVITY

Cumulative percentage of contracted UDA delivered 2018 & 2019



Month	Adjusted Scheduled Activity (UDA)	
	2018	2019
April	-24	143
May	169	192
June	169	213
July	243	240
August	460	492
September	500	570
October	530	592
November	661	719
December	694	755
January	863	
February	978	
March	1,005	
April	1,021	
May	1,022	
June	1,022	

QUALITY

	Quantity	Base Number	Contract	AT	Region	England
% of FP17s for the same patient ID Re-attending within 3 months - Children	71	547	13.0%	9.5%	12.3%	11.8%
% of FP17s for the same patient ID Re-attending within 3 months - Adults	1	66	1.5%	12.8%	15.8%	15.6%
% of FP17s for the same patient ID Re-attending between 3 & 9 months - Children	371	547	67.8%	62.9%	60.1%	58.8%
% of FP17s for the same patient ID Re-attending between 3 & 9 months - Adults	29	66	43.9%	54.6%	53.3%	51.0%
% of FP17s for Band 1 Urgent Courses	7	589	1.2%	7.5%	9.0%	9.0%
% of FP17s Relating to Free Repair or Replacements	0	589	0.0%	0.9%	1.0%	0.8%
% of FP17s Relating to Continuations	0	589	0.0%	0.9%	1.0%	0.9%
% of Patients satisfied with the dentistry they have received	0	0	N/A	93.6%	93.8%	93.2%
% of Patients satisfied with the time they had to wait for an appointment	0	0	N/A	89.5%	89.4%	88.3%

* This is based on patients treated on this contract for their most recent course of treatment. Figures in italics indicate the base number of FP17s or Patient Questionnaire responses are less than 100. N/A is shown where the base number of responses is less than 10 during the period. % is calculated as Quantity/Base number*100

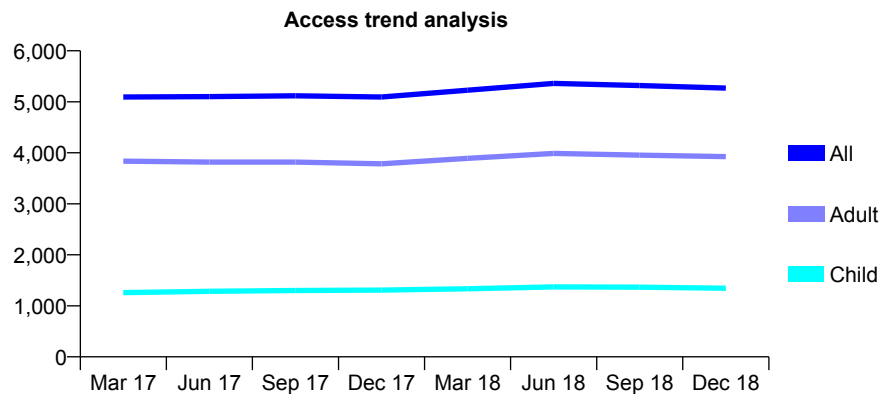
Q50 - Vital Signs At a Glance Contract Report for 917370/0012 - December 2018

Name or company name	Chatsworth House Dental Clinic
Contract type name	GDS Contract
Purpose of contract	General
Contract start date	19/02/2009
Contract end date	

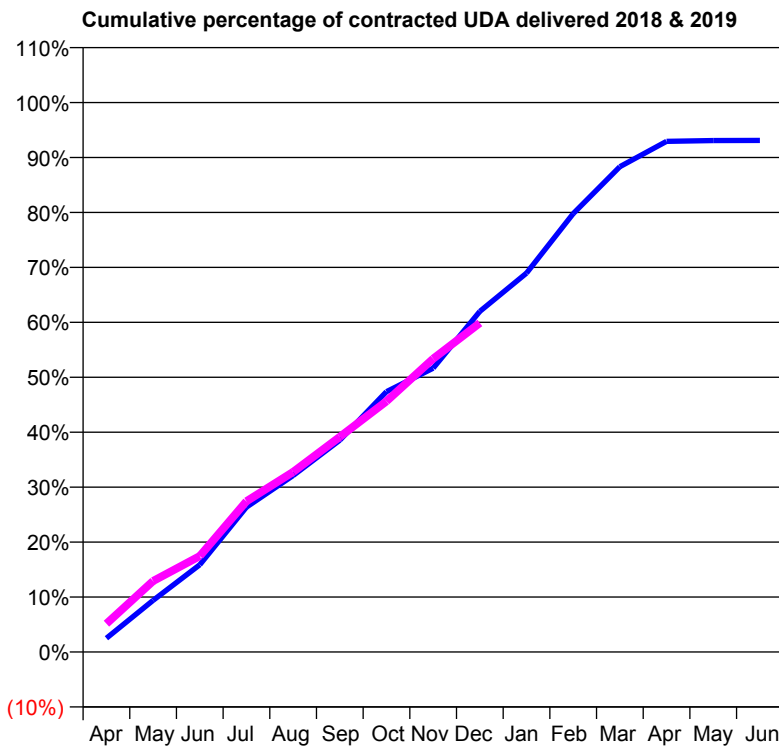
18/19 Contracted general activity (UDA)	14,100
Carry forward general activity (UDA)	0
18/19 Contracted orthodontic activity (UOA)	0
Carry forward orthodontic activity (UOA)	0
Baseline contract value	£325,296.37

ACCESS*

Patients seen in 24 months	Total	Change since previous quarter
Quarter ending December 2017	5,093	
Quarter ending March 2018	5,227	↑
Quarter ending June 2018	5,360	↑
Quarter ending September 2018	5,320	→
Quarter ending December 2018	5,269	→
Variance since December 2017	3.5%	↑



ACTIVITY



Adjusted Scheduled Activity (UDA)		
Month	2018	2019
April	355	726
May	1,326	1,823
June	2,240	2,462
July	3,719	3,869
August	4,530	4,620
September	5,434	5,519
October	6,682	6,434
November	7,282	7,526
December	8,741	8,441
January	9,723	
February	11,248	
March	12,453	
April	13,104	
May	13,124	
June	13,126	

QUALITY

	Quantity	Base Number	Contract	AT	Region	England
% of FP17s for the same patient ID Re-attending within 3 months - Children	84	1,234	6.8%	9.5%	12.3%	11.8%
% of FP17s for the same patient ID Re-attending within 3 months - Adults	585	3,669	15.9%	12.8%	15.8%	15.6%
% of FP17s for the same patient ID Re-attending between 3 & 9 months - Children	653	1,234	52.9%	62.9%	60.1%	58.8%
% of FP17s for the same patient ID Re-attending between 3 & 9 months - Adults	1,949	3,669	53.1%	54.6%	53.3%	51.0%
% of FP17s for Band 1 Urgent Courses	302	4,553	6.6%	7.5%	9.0%	9.0%
% of FP17s Relating to Free Repair or Replacements	60	4,553	1.3%	0.9%	1.0%	0.8%
% of FP17s Relating to Continuations	50	4,553	1.1%	0.9%	1.0%	0.9%
% of Patients satisfied with the dentistry they have received	1	1	N/A	93.6%	93.8%	93.2%
% of Patients satisfied with the time they had to wait for an appointment	1	1	N/A	89.5%	89.4%	88.3%

* This is based on patients treated on this contract for their most recent course of treatment. Figures in italics indicate the base number of FP17s or Patient Questionnaire responses are less than 100. N/A is shown where the base number of responses is less than 10 during the period. % is calculated as Quantity/Base number*100

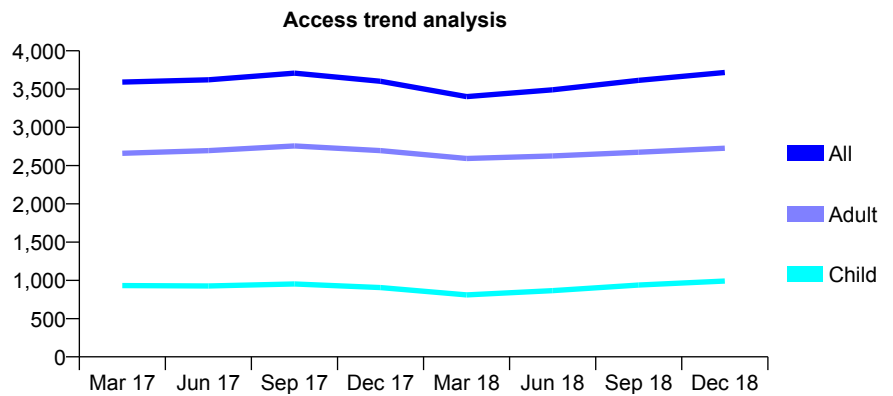
Q50 - Vital Signs At a Glance Contract Report for 925802/0001 - December 2018

Name or company name	MR KB SINCLAIR
Contract type name	GDS Contract
Purpose of contract	General
Contract start date	01/04/2006
Contract end date	

18/19 Contracted general activity (UDA)	10,969
Carry forward general activity (UDA)	184
18/19 Contracted orthodontic activity (UOA)	0
Carry forward orthodontic activity (UOA)	0
Baseline contract value	£330,357.66

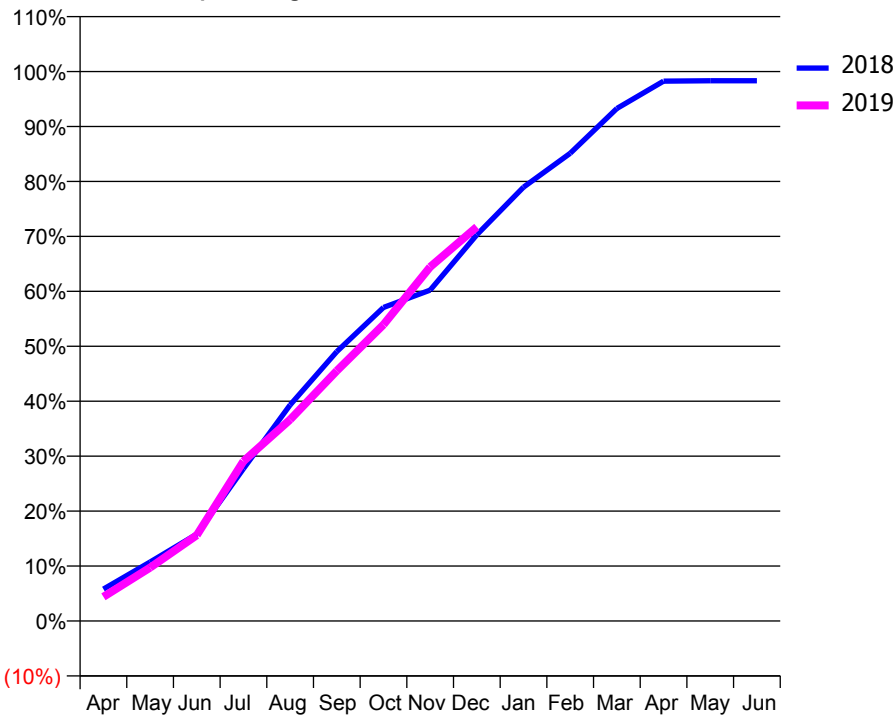
ACCESS*

Patients seen in 24 months	Total	Change since previous quarter
Quarter ending December 2017	3,602	
Quarter ending March 2018	3,402	↓
Quarter ending June 2018	3,491	↑
Quarter ending September 2018	3,614	↑
Quarter ending December 2018	3,717	↑
Variance since December 2017	3.2%	↑



ACTIVITY

Cumulative percentage of contracted UDA delivered 2018 & 2019



Month	Adjusted Scheduled Activity (UDA)	
	2018	2019
April	638	482
May	1,177	1,067
June	1,735	1,713
July	3,040	3,191
August	4,315	4,022
September	5,379	4,994
October	6,260	5,916
November	6,605	7,069
December	7,709	7,868
January	8,660	
February	9,337	
March	10,231	
April	10,775	
May	10,784	
June	10,785	

QUALITY

	Quantity	Base Number	Contract	AT	Region	England
% of FP17s for the same patient ID Re-attending within 3 months - Children	140	1,385	10.1%	9.5%	12.3%	11.8%
% of FP17s for the same patient ID Re-attending within 3 months - Adults	356	2,903	12.3%	12.8%	15.8%	15.6%
% of FP17s for the same patient ID Re-attending between 3 & 9 months - Children	776	1,385	56.0%	62.9%	60.1%	58.8%
% of FP17s for the same patient ID Re-attending between 3 & 9 months - Adults	1,158	2,903	39.9%	54.6%	53.3%	51.0%
% of FP17s for Band 1 Urgent Courses	186	4,049	4.6%	7.5%	9.0%	9.0%
% of FP17s Relating to Free Repair or Replacements	44	4,049	1.1%	0.9%	1.0%	0.8%
% of FP17s Relating to Continuations	30	4,049	0.7%	0.9%	1.0%	0.9%
% of Patients satisfied with the dentistry they have received	3	3	N/A	93.6%	93.8%	93.2%
% of Patients satisfied with the time they had to wait for an appointment	3	3	N/A	89.5%	89.4%	88.3%

* This is based on patients treated on this contract for their most recent course of treatment. Figures in italics indicate the base number of FP17s or Patient Questionnaire responses are less than 100. N/A is shown where the base number of responses is less than 10 during the period. % is calculated as Quantity/Base number*100

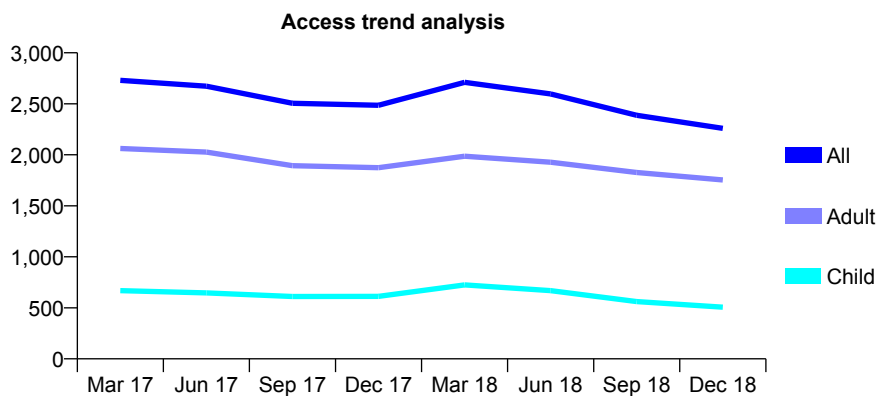
Q50 - Vital Signs At a Glance Contract Report for 925802/0002 - December 2018

Name or company name	MR KB SINCLAIR
Contract type name	GDS Contract
Purpose of contract	General
Contract start date	01/04/2012
Contract end date	

18/19 Contracted general activity (UDA)	8,831
Carry forward general activity (UDA)	149
18/19 Contracted orthodontic activity (UOA)	0
Carry forward orthodontic activity (UOA)	0
Baseline contract value	£219,563.94

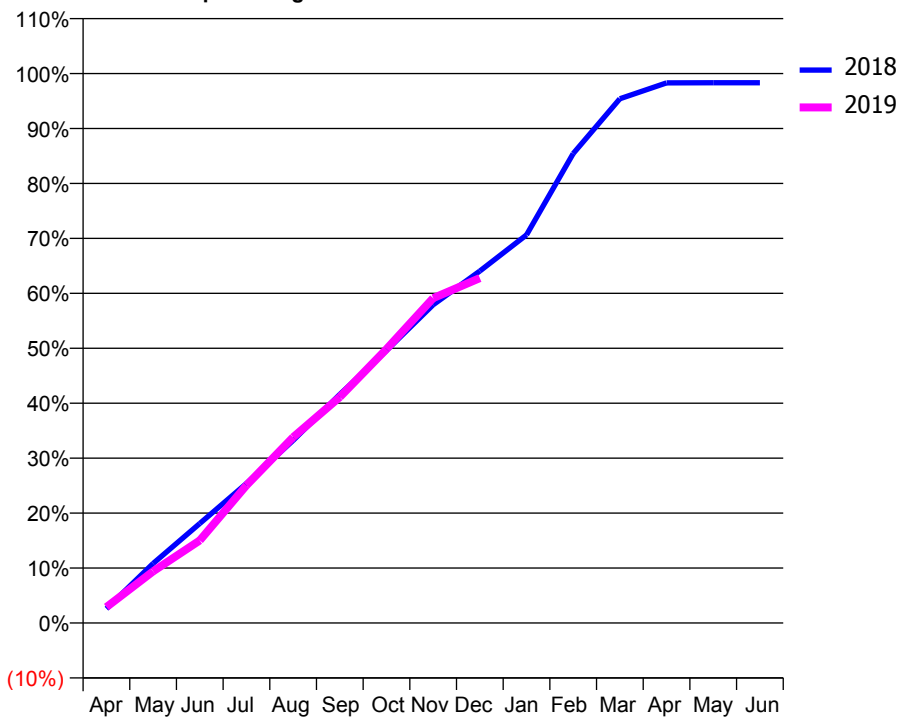
ACCESS*

Patients seen in 24 months	Total	Change since previous quarter
Quarter ending December 2017	2,486	
Quarter ending March 2018	2,711	↑
Quarter ending June 2018	2,597	↓
Quarter ending September 2018	2,388	↓
Quarter ending December 2018	2,260	↓
Variance since December 2017	(9.1%)	↓



ACTIVITY

Cumulative percentage of contracted UDA delivered 2018 & 2019



Month	Adjusted Scheduled Activity (UDA)	
	2018	2019
April	231	257
May	957	831
June	1,599	1,327
July	2,242	2,212
August	2,935	2,986
September	3,674	3,631
October	4,379	4,403
November	5,115	5,221
December	5,657	5,544
January	6,238	
February	7,544	
March	8,426	
April	8,681	
May	8,683	
June	8,682	

QUALITY

	Quantity	Base Number	Contract	AT	Region	England
% of FP17s for the same patient ID Re-attending within 3 months - Children	91	796	11.4%	9.5%	12.3%	11.8%
% of FP17s for the same patient ID Re-attending within 3 months - Adults	336	2,279	14.7%	12.8%	15.8%	15.6%
% of FP17s for the same patient ID Re-attending between 3 & 9 months - Children	564	796	70.9%	62.9%	60.1%	58.8%
% of FP17s for the same patient ID Re-attending between 3 & 9 months - Adults	1,450	2,279	63.6%	54.6%	53.3%	51.0%
% of FP17s for Band 1 Urgent Courses	79	2,950	2.7%	7.5%	9.0%	9.0%
% of FP17s Relating to Free Repair or Replacements	36	2,950	1.2%	0.9%	1.0%	0.8%
% of FP17s Relating to Continuations	28	2,950	0.9%	0.9%	1.0%	0.9%
% of Patients satisfied with the dentistry they have received	1	1	N/A	93.6%	93.8%	93.2%
% of Patients satisfied with the time they had to wait for an appointment	1	1	N/A	89.5%	89.4%	88.3%

* This is based on patients treated on this contract for their most recent course of treatment. Figures in italics indicate the base number of FP17s or Patient Questionnaire responses are less than 100. N/A is shown where the base number of responses is less than 10 during the period. % is calculated as Quantity/Base number*100

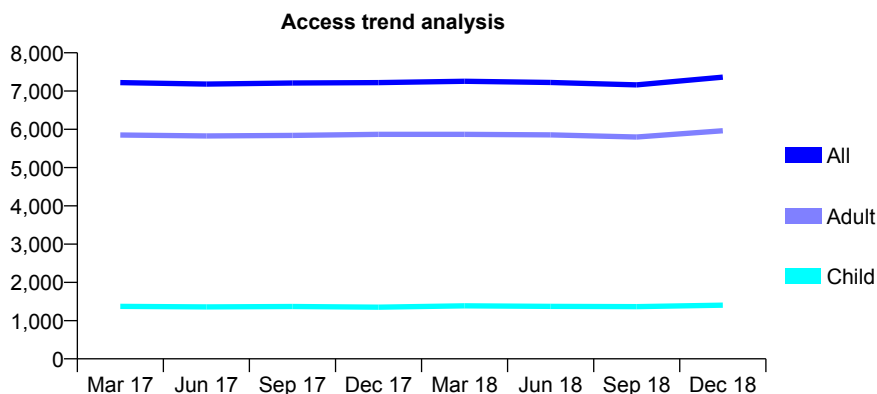
Q50 - Vital Signs At a Glance Contract Report for 938912/0004 - December 2018

Name or company name	Lloyd Lane Limited t/a Kirkgate Dental Surg
Contract type name	GDS Contract
Purpose of contract	General
Contract start date	09/09/2012
Contract end date	

18/19 Contracted general activity (UDA)	20,447
Carry forward general activity (UDA)	541
18/19 Contracted orthodontic activity (UOA)	0
Carry forward orthodontic activity (UOA)	0
Baseline contract value	£596,650.31

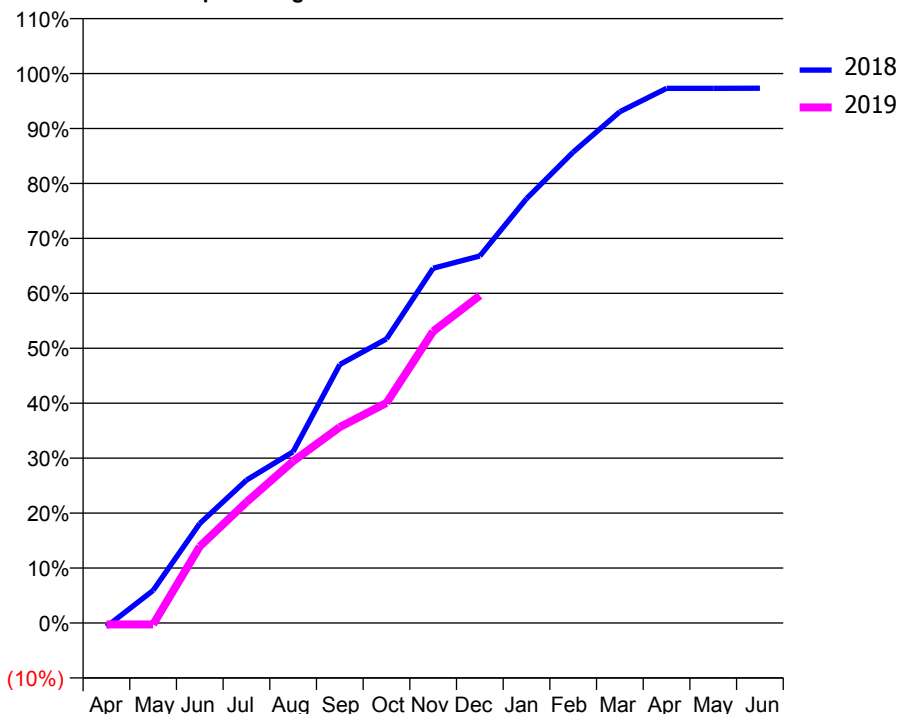
ACCESS*

Patients seen in 24 months	Total	Change since previous quarter
Quarter ending December 2017	7,222	
Quarter ending March 2018	7,255	→
Quarter ending June 2018	7,223	→
Quarter ending September 2018	7,161	→
Quarter ending December 2018	7,365	↑
Variance since December 2017	2.0%	→



ACTIVITY

Cumulative percentage of contracted UDA delivered 2018 & 2019



Month	Adjusted Scheduled Activity (UDA)	
	2018	2019
April	-139	-59
May	1,201	-59
June	3,667	2,851
July	5,261	4,500
August	6,311	6,020
September	9,521	7,290
October	10,465	8,190
November	13,070	10,854
December	13,520	12,185
January	15,630	
February	17,345	
March	18,831	
April	19,695	
May	19,695	
June	19,699	

QUALITY

	Quantity	Base Number	Contract	AT	Region	England
% of FP17s for the same patient ID Re-attending within 3 months - Children	100	1,695	5.9%	9.5%	12.3%	11.8%
% of FP17s for the same patient ID Re-attending within 3 months - Adults	804	6,898	11.7%	12.8%	15.8%	15.6%
% of FP17s for the same patient ID Re-attending between 3 & 9 months - Children	1,204	1,695	71.0%	62.9%	60.1%	58.8%
% of FP17s for the same patient ID Re-attending between 3 & 9 months - Adults	4,562	6,898	66.1%	54.6%	53.3%	51.0%
% of FP17s for Band 1 Urgent Courses	487	8,064	6.0%	7.5%	9.0%	9.0%
% of FP17s Relating to Free Repair or Replacements	45	8,064	0.6%	0.9%	1.0%	0.8%
% of FP17s Relating to Continuations	74	8,064	0.9%	0.9%	1.0%	0.9%
% of Patients satisfied with the dentistry they have received	5	5	N/A	93.6%	93.8%	93.2%
% of Patients satisfied with the time they had to wait for an appointment	4	5	N/A	89.5%	89.4%	88.3%

* This is based on patients treated on this contract for their most recent course of treatment. Figures in italics indicate the base number of FP17s or Patient Questionnaire responses are less than 100. N/A is shown where the base number of responses is less than 10 during the period. % is calculated as Quantity/Base number*100

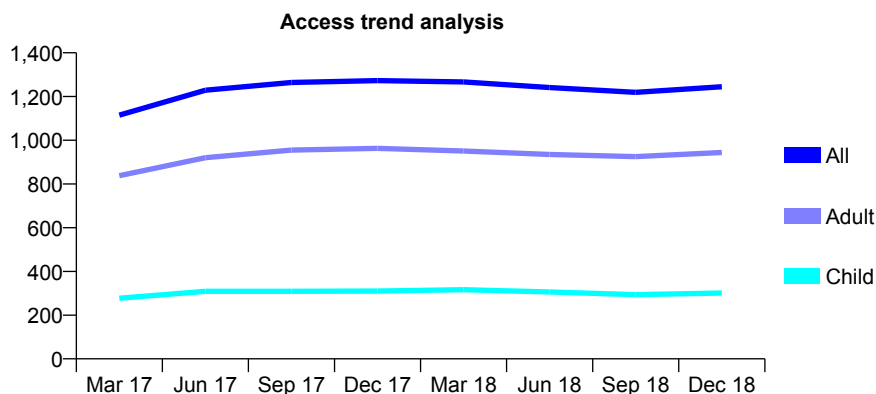
Q50 - Vital Signs At a Glance Contract Report for 939838/0010 - December 2018

Name or company name	MISS Z ISHAK
Contract type name	GDS Contract
Purpose of contract	General
Contract start date	01/10/2015
Contract end date	

18/19 Contracted general activity (UDA)	3,800
Carry forward general activity (UDA)	15
18/19 Contracted orthodontic activity (UOA)	0
Carry forward orthodontic activity (UOA)	0
Baseline contract value	£102,880.15

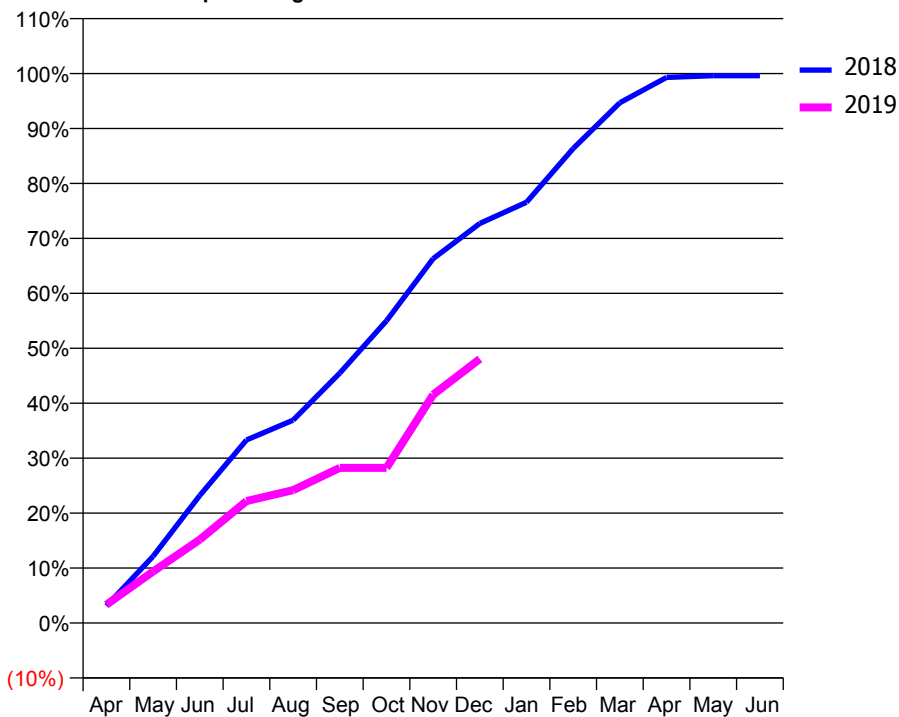
ACCESS*

Patients seen in 24 months	Total	Change since previous quarter
Quarter ending December 2017	1,273	
Quarter ending March 2018	1,267	→
Quarter ending June 2018	1,241	↓
Quarter ending September 2018	1,219	↓
Quarter ending December 2018	1,245	↑
Variance since December 2017	(2.2%)	↓



ACTIVITY

Cumulative percentage of contracted UDA delivered 2018 & 2019



Adjusted Scheduled Activity (UDA)

Month	2018	2019
April	119	126
May	462	356
June	882	577
July	1,266	844
August	1,403	919
September	1,729	1,073
October	2,090	1,073
November	2,519	1,580
December	2,763	1,827
January	2,910	
February	3,281	
March	3,598	
April	3,773	
May	3,785	
June	3,785	

QUALITY

	Quantity	Base Number	Contract	AT	Region	England
% of FP17s for the same patient ID Re-attending within 3 months - Children	8	277	2.9%	9.5%	12.3%	11.8%
% of FP17s for the same patient ID Re-attending within 3 months - Adults	78	883	8.8%	12.8%	15.8%	15.6%
% of FP17s for the same patient ID Re-attending between 3 & 9 months - Children	173	277	62.5%	62.9%	60.1%	58.8%
% of FP17s for the same patient ID Re-attending between 3 & 9 months - Adults	567	883	64.2%	54.6%	53.3%	51.0%
% of FP17s for Band 1 Urgent Courses	73	1,084	6.7%	7.5%	9.0%	9.0%
% of FP17s Relating to Free Repair or Replacements	10	1,084	0.9%	0.9%	1.0%	0.8%
% of FP17s Relating to Continuations	3	1,084	0.3%	0.9%	1.0%	0.9%
% of Patients satisfied with the dentistry they have received	0	0	N/A	93.6%	93.8%	93.2%
% of Patients satisfied with the time they had to wait for an appointment	0	0	N/A	89.5%	89.4%	88.3%

* This is based on patients treated on this contract for their most recent course of treatment. Figures in italics indicate the base number of FP17s or Patient Questionnaire responses are less than 100. N/A is shown where the base number of responses is less than 10 during the period. % is calculated as Quantity/Base number*100

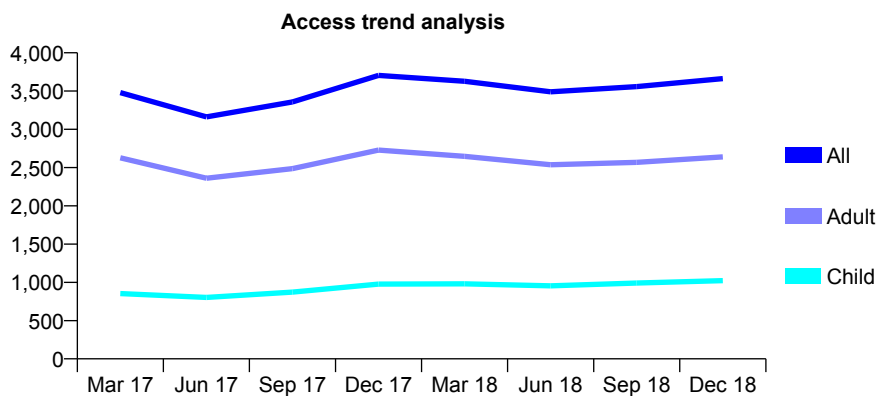
Q50 - Vital Signs At a Glance Contract Report for 950289/0001 - December 2018

Name or company name	MR JS GAKHAL
Contract type name	GDS Contract
Purpose of contract	General
Contract start date	01/04/2006
Contract end date	

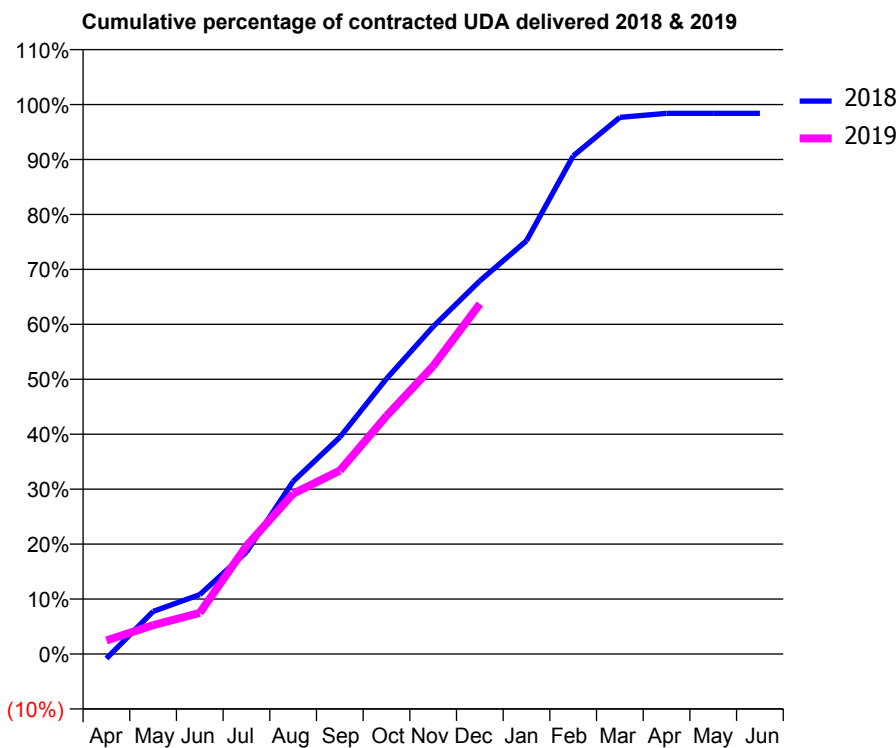
18/19 Contracted general activity (UDA)	11,851
Carry forward general activity (UDA)	0
18/19 Contracted orthodontic activity (UOA)	0
Carry forward orthodontic activity (UOA)	0
Baseline contract value	£348,441.20

ACCESS*

Patients seen in 24 months	Total	Change since previous quarter
Quarter ending December 2017	3,705	
Quarter ending March 2018	3,628	↓
Quarter ending June 2018	3,491	↓
Quarter ending September 2018	3,559	→
Quarter ending December 2018	3,663	↑
Variance since December 2017	(1.1%)	↓



ACTIVITY



Month	Adjusted Scheduled Activity (UDA)	
	2018	2019
April	-98	292
May	920	623
June	1,281	887
July	2,200	2,331
August	3,722	3,458
September	4,675	3,955
October	5,938	5,135
November	7,062	6,210
December	8,049	7,550
January	8,914	
February	10,744	
March	11,573	
April	11,660	
May	11,660	
June	11,660	

QUALITY

	Quantity	Base Number	Contract	AT	Region	England
% of FP17s for the same patient ID Re-attending within 3 months - Children	74	943	7.8%	9.5%	12.3%	11.8%
% of FP17s for the same patient ID Re-attending within 3 months - Adults	317	2,424	13.1%	12.8%	15.8%	15.6%
% of FP17s for the same patient ID Re-attending between 3 & 9 months - Children	473	943	50.2%	62.9%	60.1%	58.8%
% of FP17s for the same patient ID Re-attending between 3 & 9 months - Adults	1,221	2,424	50.4%	54.6%	53.3%	51.0%
% of FP17s for Band 1 Urgent Courses	263	3,323	7.9%	7.5%	9.0%	9.0%
% of FP17s Relating to Free Repair or Replacements	37	3,323	1.1%	0.9%	1.0%	0.8%
% of FP17s Relating to Continuations	24	3,323	0.7%	0.9%	1.0%	0.9%
% of Patients satisfied with the dentistry they have received	2	2	N/A	93.6%	93.8%	93.2%
% of Patients satisfied with the time they had to wait for an appointment	2	2	N/A	89.5%	89.4%	88.3%

* This is based on patients treated on this contract for their most recent course of treatment. Figures in italics indicate the base number of FP17s or Patient Questionnaire responses are less than 100. N/A is shown where the base number of responses is less than 10 during the period. % is calculated as Quantity/Base number*100

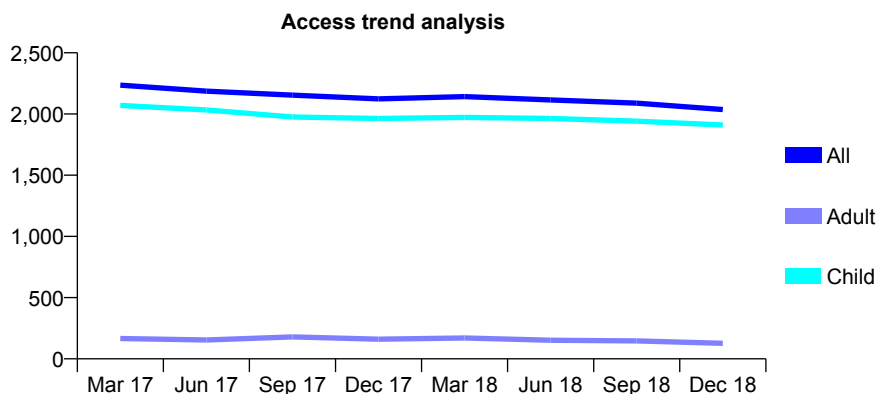
Q50 - Vital Signs At a Glance Contract Report for 952907/0001 - December 2018

Name or company name	Campbell Dental Health
Contract type name	GDS Contract
Purpose of contract	General
Contract start date	01/04/2006
Contract end date	

18/19 Contracted general activity (UDA)	4,232
Carry forward general activity (UDA)	103
18/19 Contracted orthodontic activity (UOA)	0
Carry forward orthodontic activity (UOA)	0
Baseline contract value	£99,510.40

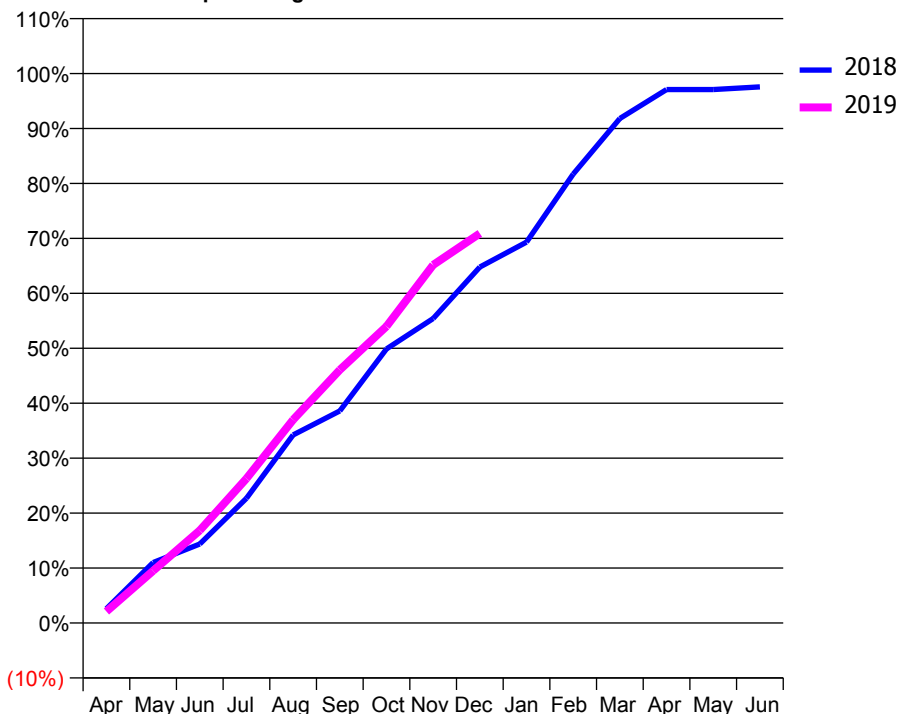
ACCESS*

Patients seen in 24 months	Total	Change since previous quarter
Quarter ending December 2017	2,124	
Quarter ending March 2018	2,142	→
Quarter ending June 2018	2,115	↓
Quarter ending September 2018	2,089	↓
Quarter ending December 2018	2,037	↓
Variance since December 2017	(4.1%)	↓



ACTIVITY

Cumulative percentage of contracted UDA delivered 2018 & 2019



Month	Adjusted Scheduled Activity (UDA)	
	2018	2019
April	110	89
May	466	402
June	608	713
July	961	1,113
August	1,448	1,566
September	1,633	1,950
October	2,111	2,285
November	2,345	2,758
December	2,741	3,001
January	2,934	
February	3,457	
March	3,886	
April	4,108	
May	4,108	
June	4,129	

QUALITY

	Quantity	Base Number	Contract	AT	Region	England
% of FP17s for the same patient ID Re-attending within 3 months - Children	185	2,354	7.9%	9.5%	12.3%	11.8%
% of FP17s for the same patient ID Re-attending within 3 months - Adults	0	0	N/A	12.8%	15.8%	15.6%
% of FP17s for the same patient ID Re-attending between 3 & 9 months - Children	1,589	2,354	67.5%	62.9%	60.1%	58.8%
% of FP17s for the same patient ID Re-attending between 3 & 9 months - Adults	0	0	N/A	54.6%	53.3%	51.0%
% of FP17s for Band 1 Urgent Courses	74	2,200	3.4%	7.5%	9.0%	9.0%
% of FP17s Relating to Free Repair or Replacements	0	2,200	0.0%	0.9%	1.0%	0.8%
% of FP17s Relating to Continuations	0	2,200	0.0%	0.9%	1.0%	0.9%
% of Patients satisfied with the dentistry they have received	0	0	N/A	93.6%	93.8%	93.2%
% of Patients satisfied with the time they had to wait for an appointment	0	0	N/A	89.5%	89.4%	88.3%

* This is based on patients treated on this contract for their most recent course of treatment. Figures in italics indicate the base number of FP17s or Patient Questionnaire responses are less than 100. N/A is shown where the base number of responses is less than 10 during the period. % is calculated as Quantity/Base number*100

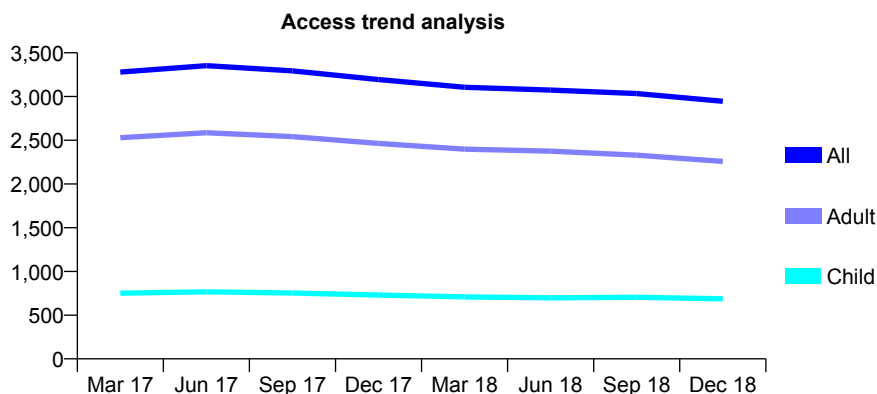
Q50 - Vital Signs At a Glance Contract Report for 962147/0002 - December 2018

Name or company name	MS Z NEMCIK
Contract type name	GDS Contract
Purpose of contract	General
Contract start date	01/07/2011
Contract end date	

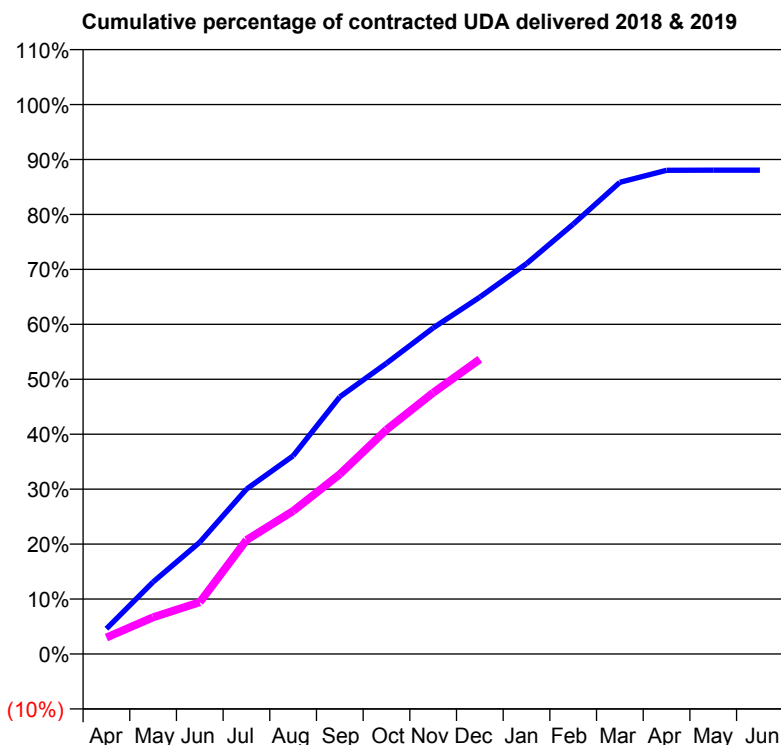
18/19 Contracted general activity (UDA)	10,769
Carry forward general activity (UDA)	0
18/19 Contracted orthodontic activity (UOA)	0
Carry forward orthodontic activity (UOA)	0
Baseline contract value	£339,482.49

ACCESS*

Patients seen in 24 months	Total	Change since previous quarter
Quarter ending December 2017	3,194	
Quarter ending March 2018	3,106	↓
Quarter ending June 2018	3,074	↓
Quarter ending September 2018	3,034	↓
Quarter ending December 2018	2,945	↓
Variance since December 2017	(7.8%)	↓



ACTIVITY



Month	Adjusted Scheduled Activity (UDA)	
	2018	2019
April	496	323
May	1,413	721
June	2,191	1,015
July	3,231	2,233
August	3,885	2,803
September	5,039	3,523
October	5,697	4,396
November	6,391	5,120
December	6,994	5,777
January	7,652	
February	8,425	
March	9,246	
April	9,479	
May	9,482	
June	9,482	

QUALITY

	Quantity	Base Number	Contract	AT	Region	England
% of FP17s for the same patient ID Re-attending within 3 months - Children	30	650	4.6%	9.5%	12.3%	11.8%
% of FP17s for the same patient ID Re-attending within 3 months - Adults	348	2,287	15.2%	12.8%	15.8%	15.6%
% of FP17s for the same patient ID Re-attending between 3 & 9 months - Children	392	650	60.3%	62.9%	60.1%	58.8%
% of FP17s for the same patient ID Re-attending between 3 & 9 months - Adults	1,400	2,287	61.2%	54.6%	53.3%	51.0%
% of FP17s for Band 1 Urgent Courses	171	2,801	6.1%	7.5%	9.0%	9.0%
% of FP17s Relating to Free Repair or Replacements	38	2,801	1.4%	0.9%	1.0%	0.8%
% of FP17s Relating to Continuations	40	2,801	1.4%	0.9%	1.0%	0.9%
% of Patients satisfied with the dentistry they have received	6	6	N/A	93.6%	93.8%	93.2%
% of Patients satisfied with the time they had to wait for an appointment	5	6	N/A	89.5%	89.4%	88.3%

* This is based on patients treated on this contract for their most recent course of treatment. Figures in italics indicate the base number of FP17s or Patient Questionnaire responses are less than 100. N/A is shown where the base number of responses is less than 10 during the period. % is calculated as Quantity/Base number*100

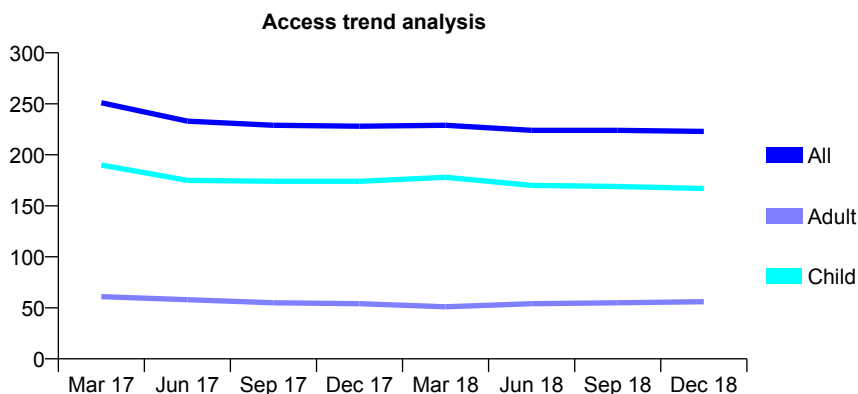
Q50 - Vital Signs At a Glance Contract Report for 999334/0001 - December 2018

Name or company name	MR EO DUODU
Contract type name	GDS Contract
Purpose of contract	General and Orthodontic
Contract start date	01/04/2006
Contract end date	

18/19 Contracted general activity (UDA)	1,043
Carry forward general activity (UDA)	0
18/19 Contracted orthodontic activity (UOA)	154
Carry forward orthodontic activity (UOA)	0
Baseline contract value	£42,308.50

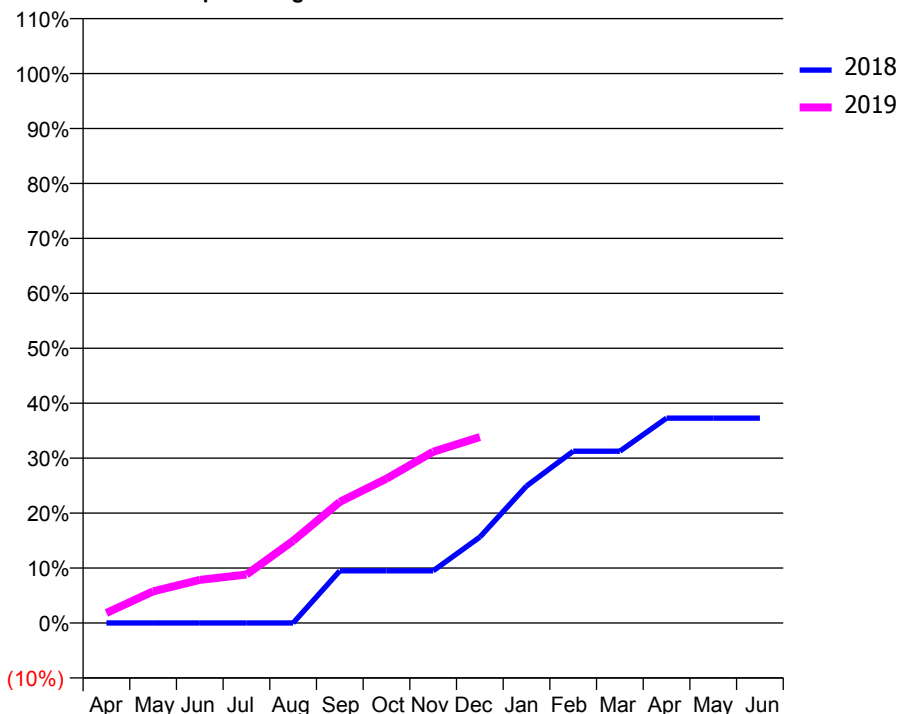
ACCESS*

Patients seen in 24 months	Total	Change since previous quarter
Quarter ending December 2017	228	
Quarter ending March 2018	229	→
Quarter ending June 2018	224	↓
Quarter ending September 2018	224	→
Quarter ending December 2018	223	→
Variance since December 2017	(2.2%)	↓



ACTIVITY

Cumulative percentage of contracted UDA delivered 2018 & 2019



Month	Adjusted Scheduled Activity (UDA)	
	2018	2019
April	0	19
May	0	60
June	0	82
July	0	92
August	0	156
September	99	230
October	99	274
November	99	325
December	163	353
January	260	
February	326	
March	326	
April	389	
May	389	
June	389	

QUALITY

	Quantity	Base Number	Contract	AT	Region	England
% of FP17s for the same patient ID Re-attending within 3 months - Children	15	229	6.6%	9.5%	12.3%	11.8%
% of FP17s for the same patient ID Re-attending within 3 months - Adults	3	33	9.1%	12.8%	15.8%	15.6%
% of FP17s for the same patient ID Re-attending between 3 & 9 months - Children	166	229	72.5%	62.9%	60.1%	58.8%
% of FP17s for the same patient ID Re-attending between 3 & 9 months - Adults	16	33	48.5%	54.6%	53.3%	51.0%
% of FP17s for Band 1 Urgent Courses	0	205	0.0%	7.5%	9.0%	9.0%
% of FP17s Relating to Free Repair or Replacements	0	205	0.0%	0.9%	1.0%	0.8%
% of FP17s Relating to Continuations	6	205	2.9%	0.9%	1.0%	0.9%
% of Patients satisfied with the dentistry they have received	0	0	N/A	93.6%	93.8%	93.2%
% of Patients satisfied with the time they had to wait for an appointment	0	0	N/A	89.5%	89.4%	88.3%

* This is based on patients treated on this contract for their most recent course of treatment. Figures in italics indicate the base number of FP17s or Patient Questionnaire responses are less than 100. N/A is shown where the base number of responses is less than 10 during the period. % is calculated as Quantity/Base number*100

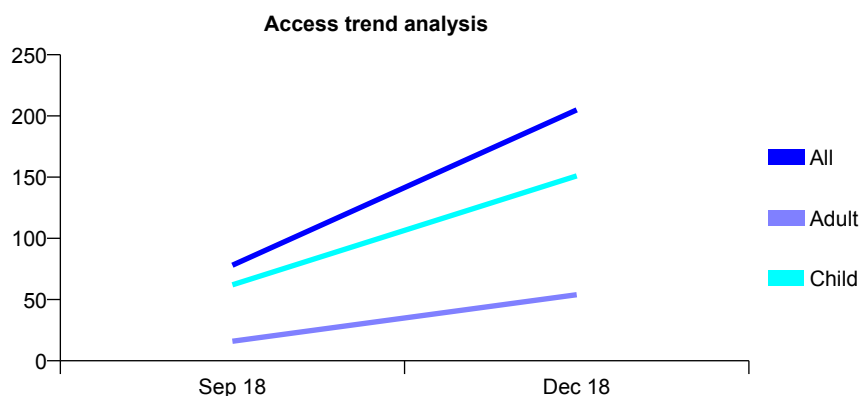
Q51 - Vital Signs At a Glance Contract Report for 100715/0000 - December 2018

Name or company name	Pitsmoor Dental Health
Contract type name	GDS Contract
Purpose of contract	General
Contract start date	01/07/2018
Contract end date	31/03/2021

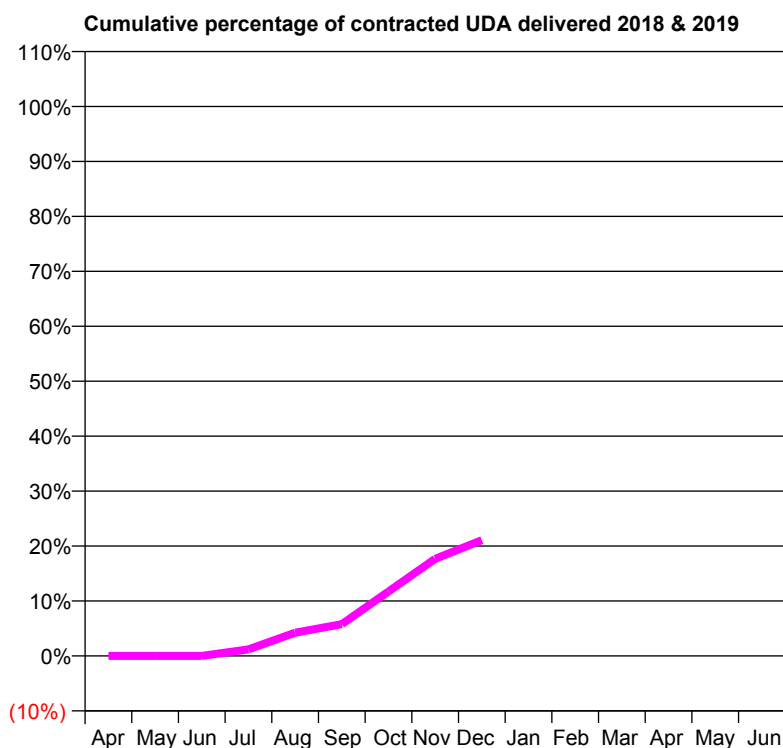
18/19 Contracted general activity (UDA)	2,010
Carry forward general activity (UDA)	0
18/19 Contracted orthodontic activity (UOA)	0
Carry forward orthodontic activity (UOA)	0
Baseline contract value	£56,883.00

ACCESS*

Patients seen in 24 months	Total	Change since previous quarter
Quarter ending December 2017	0	
Quarter ending March 2018	0	
Quarter ending June 2018	0	
Quarter ending September 2018	78	↑
Quarter ending December 2018	205	↑
Variance since December 2017	N/A	



ACTIVITY



Month	Adjusted Scheduled Activity (UDA)	
	2018	2019
April	0	0
May	0	0
June	0	0
July	0	24
August	0	85
September	0	116
October	0	236
November	0	355
December	0	423
January	0	
February	0	
March	0	
April	0	
May	0	
June	0	

QUALITY

	Quantity	Base Number	Contract	AT	Region	England
% of FP17s for the same patient ID Re-attending within 3 months - Children	4	154	2.6%	9.4%	12.3%	11.8%
% of FP17s for the same patient ID Re-attending within 3 months - Adults	1	53	1.9%	13.5%	15.8%	15.6%
% of FP17s for the same patient ID Re-attending between 3 & 9 months - Children	1	154	0.6%	60.3%	60.1%	58.8%
% of FP17s for the same patient ID Re-attending between 3 & 9 months - Adults	1	53	1.9%	54.3%	53.3%	51.0%
% of FP17s for Band 1 Urgent Courses	7	207	3.4%	7.3%	9.0%	9.0%
% of FP17s Relating to Free Repair or Replacements	0	207	0.0%	1.1%	1.0%	0.8%
% of FP17s Relating to Continuations	0	207	0.0%	1.1%	1.0%	0.9%
% of Patients satisfied with the dentistry they have received	0	0	N/A	94.5%	93.8%	93.2%
% of Patients satisfied with the time they had to wait for an appointment	0	0	N/A	88.5%	89.4%	88.3%

* This is based on patients treated on this contract for their most recent course of treatment. Figures in italics indicate the base number of FP17s or Patient Questionnaire responses are less than 100. N/A is shown where the base number of responses is less than 10 during the period. % is calculated as Quantity/Base number*100

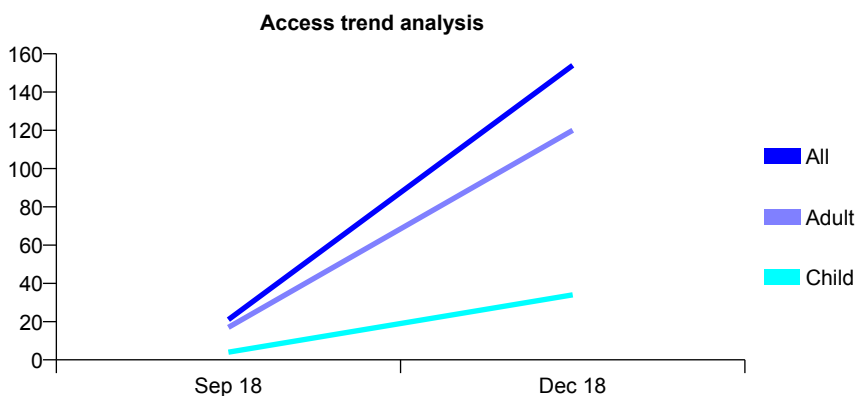
Q51 - Vital Signs At a Glance Contract Report for 100716/0000 - December 2018

Name or company name	LWT Dental Care (Leppings Lane)
Contract type name	GDS Contract
Purpose of contract	General
Contract start date	01/07/2018
Contract end date	31/03/2021

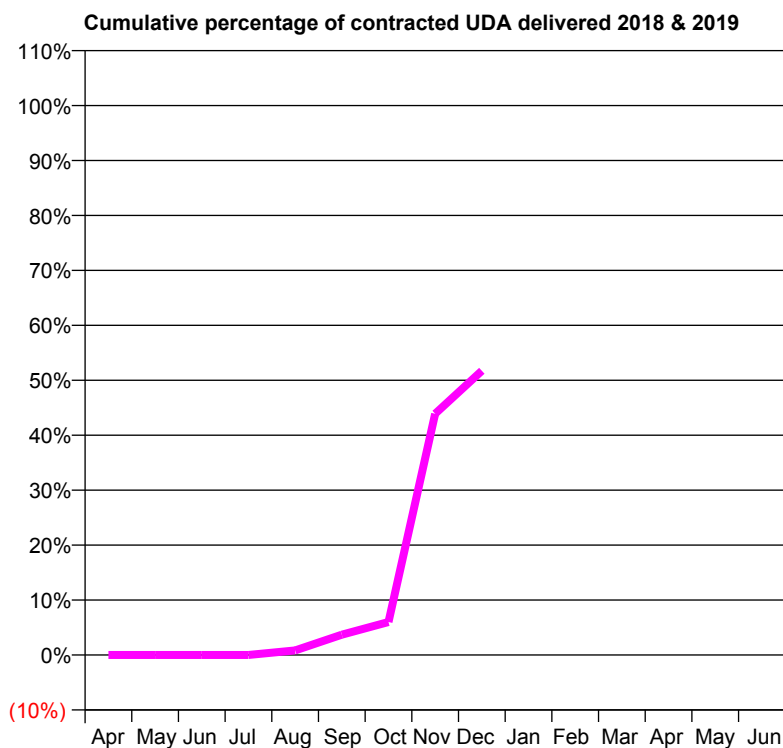
18/19 Contracted general activity (UDA)	745
Carry forward general activity (UDA)	0
18/19 Contracted orthodontic activity (UOA)	0
Carry forward orthodontic activity (UOA)	0
Baseline contract value	£21,090.00

ACCESS*

Patients seen in 24 months	Total	Change since previous quarter
Quarter ending December 2017	0	
Quarter ending March 2018	0	
Quarter ending June 2018	0	
Quarter ending September 2018	21	↑
Quarter ending December 2018	154	↑
Variance since December 2017	N/A	



ACTIVITY



Month	Adjusted Scheduled Activity (UDA)	
	2018	2019
April	0	0
May	0	0
June	0	0
July	0	0
August	0	6
September	0	28
October	0	45
November	0	327
December	0	385
January	0	
February	0	
March	0	
April	0	
May	0	
June	0	

QUALITY

	Quantity	Base Number	Contract	AT	Region	England
% of FP17s for the same patient ID Re-attending within 3 months - Children	0	32	0.0%	9.4%	12.3%	11.8%
% of FP17s for the same patient ID Re-attending within 3 months - Adults	1	115	0.9%	13.5%	15.8%	15.6%
% of FP17s for the same patient ID Re-attending between 3 & 9 months - Children	0	32	0.0%	60.3%	60.1%	58.8%
% of FP17s for the same patient ID Re-attending between 3 & 9 months - Adults	0	115	0.0%	54.3%	53.3%	51.0%
% of FP17s for Band 1 Urgent Courses	7	147	4.8%	7.3%	9.0%	9.0%
% of FP17s Relating to Free Repair or Replacements	0	147	0.0%	1.1%	1.0%	0.8%
% of FP17s Relating to Continuations	0	147	0.0%	1.1%	1.0%	0.9%
% of Patients satisfied with the dentistry they have received	0	0	N/A	94.5%	93.8%	93.2%
% of Patients satisfied with the time they had to wait for an appointment	0	0	N/A	88.5%	89.4%	88.3%

* This is based on patients treated on this contract for their most recent course of treatment. Figures in italics indicate the base number of FP17s or Patient Questionnaire responses are less than 100. N/A is shown where the base number of responses is less than 10 during the period. % is calculated as Quantity/Base number*100

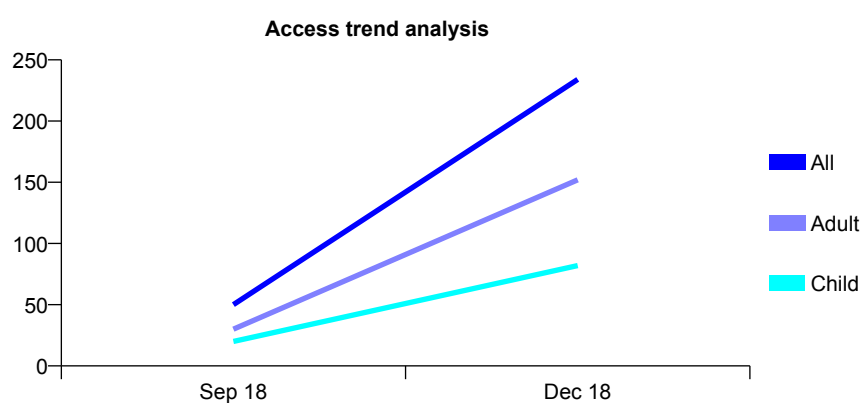
Q51 - Vital Signs At a Glance Contract Report for 100717/0000 - December 2018

Name or company name	Genix Healthcare Ltd
Contract type name	GDS Contract
Purpose of contract	General
Contract start date	31/07/2018
Contract end date	31/03/2021

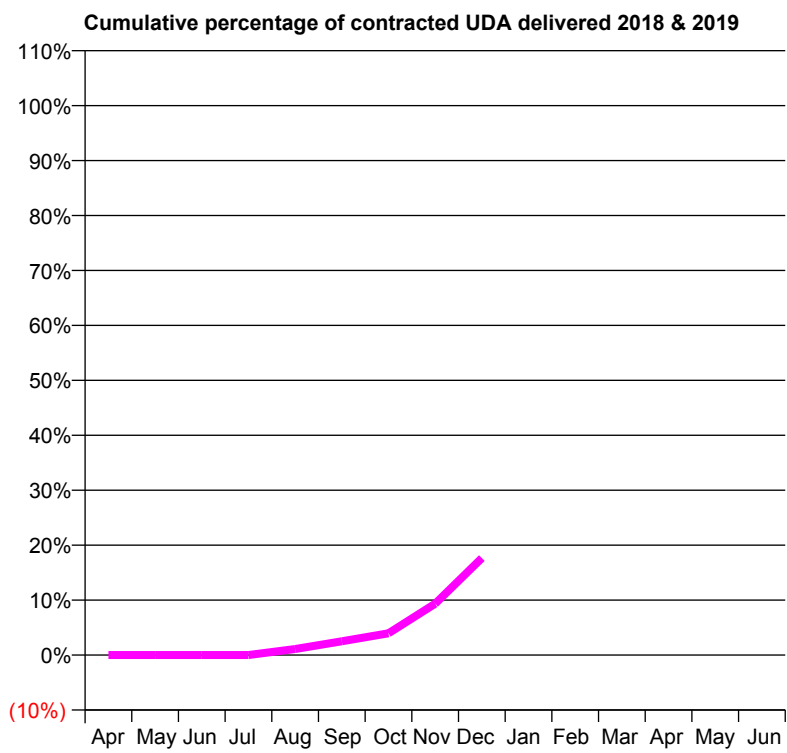
18/19 Contracted general activity (UDA)	2,549
Carry forward general activity (UDA)	0
18/19 Contracted orthodontic activity (UOA)	0
Carry forward orthodontic activity (UOA)	0
Baseline contract value	£72,136.70

ACCESS*

Patients seen in 24 months	Total	Change since previous quarter
Quarter ending December 2017	0	
Quarter ending March 2018	0	
Quarter ending June 2018	0	
Quarter ending September 2018	50	↑
Quarter ending December 2018	234	↑
Variance since December 2017	N/A	



ACTIVITY



Month	Adjusted Scheduled Activity (UDA)	
	2018	2019
April	0	0
May	0	0
June	0	0
July	0	0
August	0	28
September	0	64
October	0	101
November	0	238
December	0	450
January	0	
February	0	
March	0	
April	0	
May	0	
June	0	

QUALITY

	Quantity	Base Number	Contract	AT	Region	England
% of FP17s for the same patient ID Re-attending within 3 months - Children	0	82	0.0%	9.4%	12.3%	11.8%
% of FP17s for the same patient ID Re-attending within 3 months - Adults	2	165	1.2%	13.5%	15.8%	15.6%
% of FP17s for the same patient ID Re-attending between 3 & 9 months - Children	0	82	0.0%	60.3%	60.1%	58.8%
% of FP17s for the same patient ID Re-attending between 3 & 9 months - Adults	0	165	0.0%	54.3%	53.3%	51.0%
% of FP17s for Band 1 Urgent Courses	16	247	6.5%	7.3%	9.0%	9.0%
% of FP17s Relating to Free Repair or Replacements	0	247	0.0%	1.1%	1.0%	0.8%
% of FP17s Relating to Continuations	0	247	0.0%	1.1%	1.0%	0.9%
% of Patients satisfied with the dentistry they have received	0	0	N/A	94.5%	93.8%	93.2%
% of Patients satisfied with the time they had to wait for an appointment	0	0	N/A	88.5%	89.4%	88.3%

* This is based on patients treated on this contract for their most recent course of treatment. Figures in italics indicate the base number of FP17s or Patient Questionnaire responses are less than 100. N/A is shown where the base number of responses is less than 10 during the period. % is calculated as Quantity/Base number*100

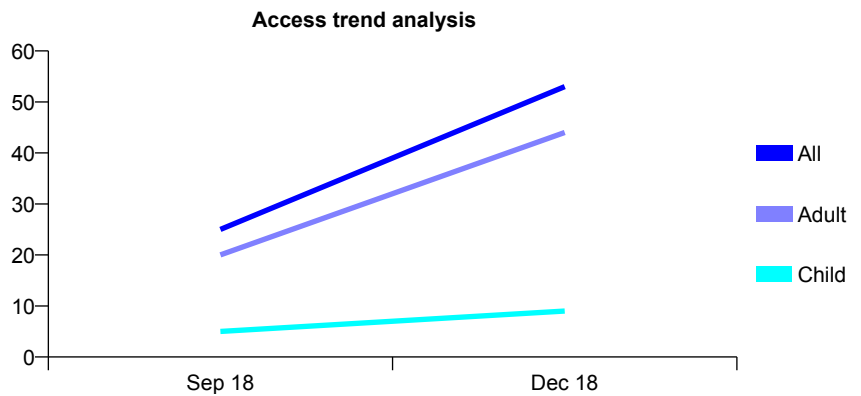
Q51 - Vital Signs At a Glance Contract Report for 100718/0000 - December 2018

Name or company name	Thurcroft Dental Practice
Contract type name	GDS Contract
Purpose of contract	General
Contract start date	01/07/2018
Contract end date	31/03/2021

18/19 Contracted general activity (UDA)	338
Carry forward general activity (UDA)	0
18/19 Contracted orthodontic activity (UOA)	0
Carry forward orthodontic activity (UOA)	0
Baseline contract value	£9,552.00

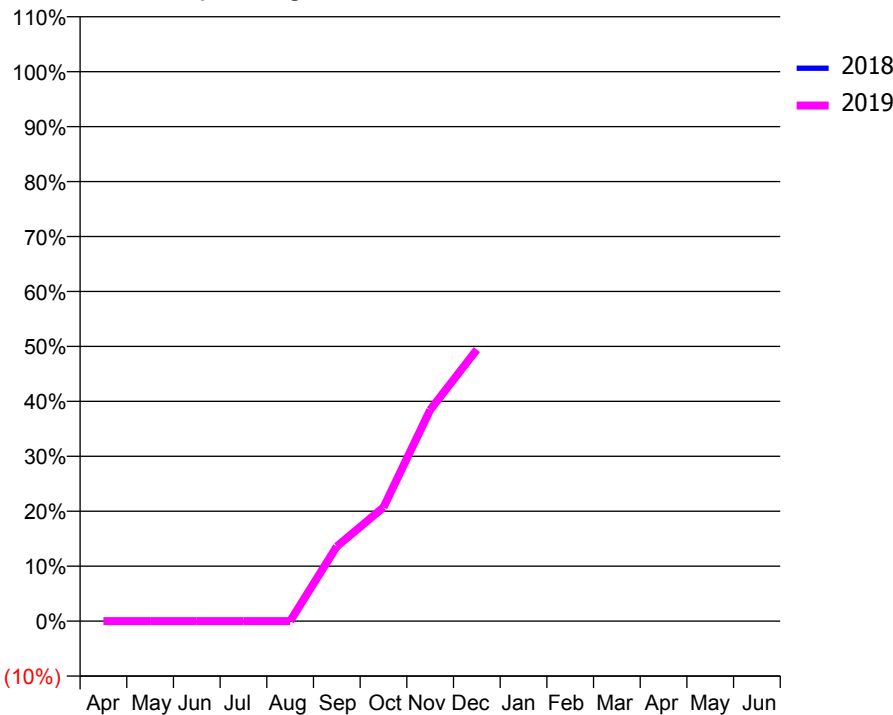
ACCESS*

Patients seen in 24 months	Total	Change since previous quarter
Quarter ending December 2017	0	
Quarter ending March 2018	0	
Quarter ending June 2018	0	
Quarter ending September 2018	25	↑
Quarter ending December 2018	53	↑
Variance since December 2017	N/A	



ACTIVITY

Cumulative percentage of contracted UDA delivered 2018 & 2019



Month	Adjusted Scheduled Activity (UDA)	
	2018	2019
April	0	0
May	0	0
June	0	0
July	0	0
August	0	0
September	0	46
October	0	70
November	0	130
December	0	167
January	0	
February	0	
March	0	
April	0	
May	0	
June	0	

QUALITY

	Quantity	Base Number	Contract	AT	Region	England
% of FP17s for the same patient ID Re-attending within 3 months - Children	0	10	0.0%	9.4%	12.3%	11.8%
% of FP17s for the same patient ID Re-attending within 3 months - Adults	0	44	0.0%	13.5%	15.8%	15.6%
% of FP17s for the same patient ID Re-attending between 3 & 9 months - Children	0	10	0.0%	60.3%	60.1%	58.8%
% of FP17s for the same patient ID Re-attending between 3 & 9 months - Adults	0	44	0.0%	54.3%	53.3%	51.0%
% of FP17s for Band 1 Urgent Courses	0	54	0.0%	7.3%	9.0%	9.0%
% of FP17s Relating to Free Repair or Replacements	0	54	0.0%	1.1%	1.0%	0.8%
% of FP17s Relating to Continuations	0	54	0.0%	1.1%	1.0%	0.9%
% of Patients satisfied with the dentistry they have received	0	0	N/A	94.5%	93.8%	93.2%
% of Patients satisfied with the time they had to wait for an appointment	0	0	N/A	88.5%	89.4%	88.3%

* This is based on patients treated on this contract for their most recent course of treatment. Figures in italics indicate the base number of FP17s or Patient Questionnaire responses are less than 100. N/A is shown where the base number of responses is less than 10 during the period. % is calculated as Quantity/Base number*100

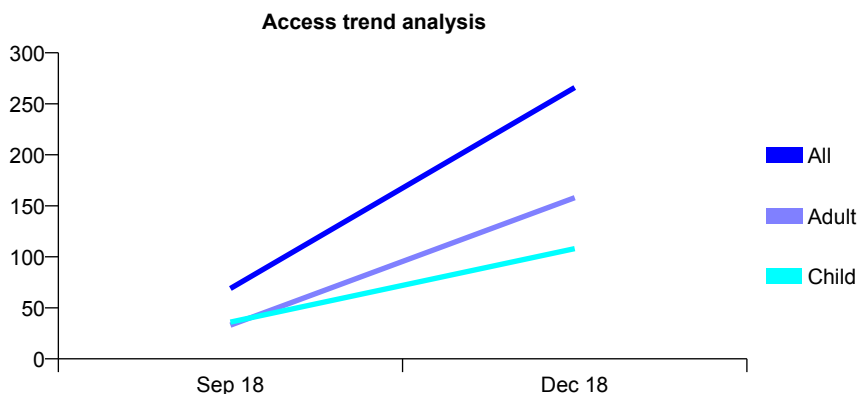
Q51 - Vital Signs At a Glance Contract Report for 100720/0000 - December 2018

Name or company name	Dental Directions
Contract type name	GDS Contract
Purpose of contract	General
Contract start date	01/07/2018
Contract end date	31/03/2021

18/19 Contracted general activity (UDA)	3,767
Carry forward general activity (UDA)	0
18/19 Contracted orthodontic activity (UOA)	0
Carry forward orthodontic activity (UOA)	0
Baseline contract value	£106,606.10

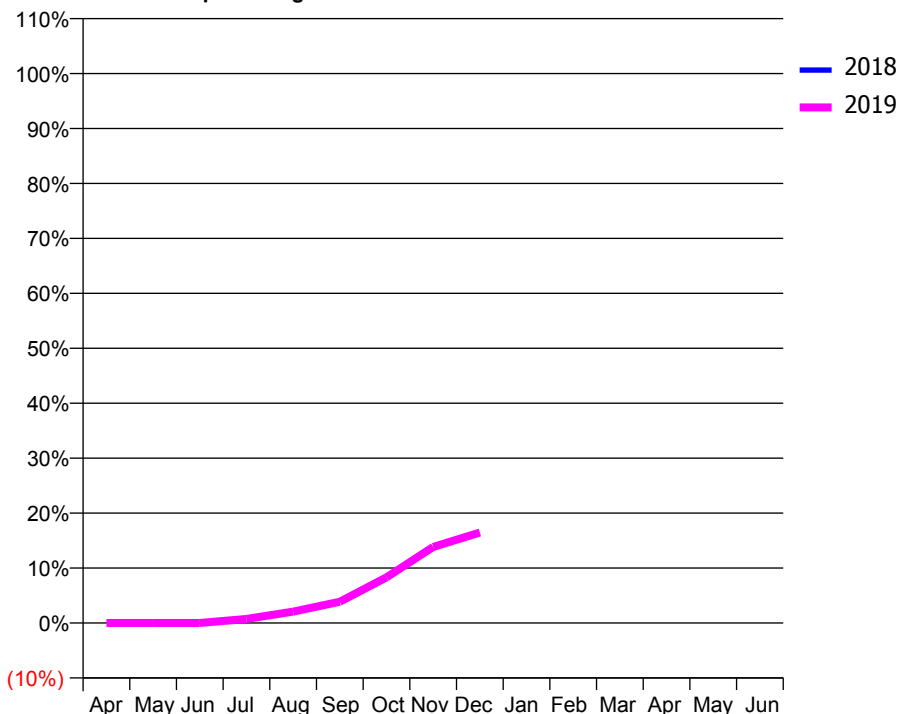
ACCESS*

Patients seen in 24 months	Total	Change since previous quarter
Quarter ending December 2017	0	
Quarter ending March 2018	0	
Quarter ending June 2018	0	
Quarter ending September 2018	69	↑
Quarter ending December 2018	266	↑
Variance since December 2017	N/A	



ACTIVITY

Cumulative percentage of contracted UDA delivered 2018 & 2019



Month	Adjusted Scheduled Activity (UDA)	
	2018	2019
April	0	0
May	0	0
June	0	0
July	0	28
August	0	78
September	0	146
October	0	313
November	0	521
December	0	620
January	0	
February	0	
March	0	
April	0	
May	0	
June	0	

QUALITY

	Quantity	Base Number	Contract	AT	Region	England
% of FP17s for the same patient ID Re-attending within 3 months - Children	2	108	1.9%	9.4%	12.3%	11.8%
% of FP17s for the same patient ID Re-attending within 3 months - Adults	2	156	1.3%	13.5%	15.8%	15.6%
% of FP17s for the same patient ID Re-attending between 3 & 9 months - Children	0	108	0.0%	60.3%	60.1%	58.8%
% of FP17s for the same patient ID Re-attending between 3 & 9 months - Adults	0	156	0.0%	54.3%	53.3%	51.0%
% of FP17s for Band 1 Urgent Courses	2	264	0.8%	7.3%	9.0%	9.0%
% of FP17s Relating to Free Repair or Replacements	1	264	0.4%	1.1%	1.0%	0.8%
% of FP17s Relating to Continuations	0	264	0.0%	1.1%	1.0%	0.9%
% of Patients satisfied with the dentistry they have received	0	0	N/A	94.5%	93.8%	93.2%
% of Patients satisfied with the time they had to wait for an appointment	0	0	N/A	88.5%	89.4%	88.3%

* This is based on patients treated on this contract for their most recent course of treatment. Figures in italics indicate the base number of FP17s or Patient Questionnaire responses are less than 100. N/A is shown where the base number of responses is less than 10 during the period. % is calculated as Quantity/Base number*100

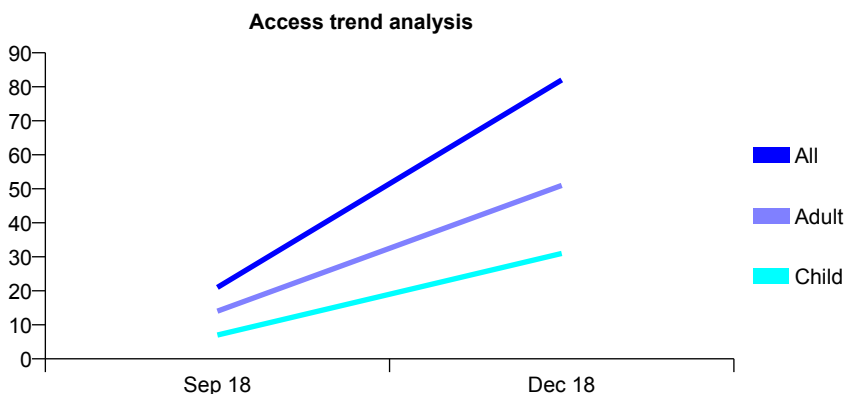
Q51 - Vital Signs At a Glance Contract Report for 100721/0000 - December 2018

Name or company name	Prime Dental Care Limited
Contract type name	GDS Contract
Purpose of contract	General
Contract start date	01/07/2018
Contract end date	31/03/2021

18/19 Contracted general activity (UDA)	497
Carry forward general activity (UDA)	0
18/19 Contracted orthodontic activity (UOA)	0
Carry forward orthodontic activity (UOA)	0
Baseline contract value	£14,047.00

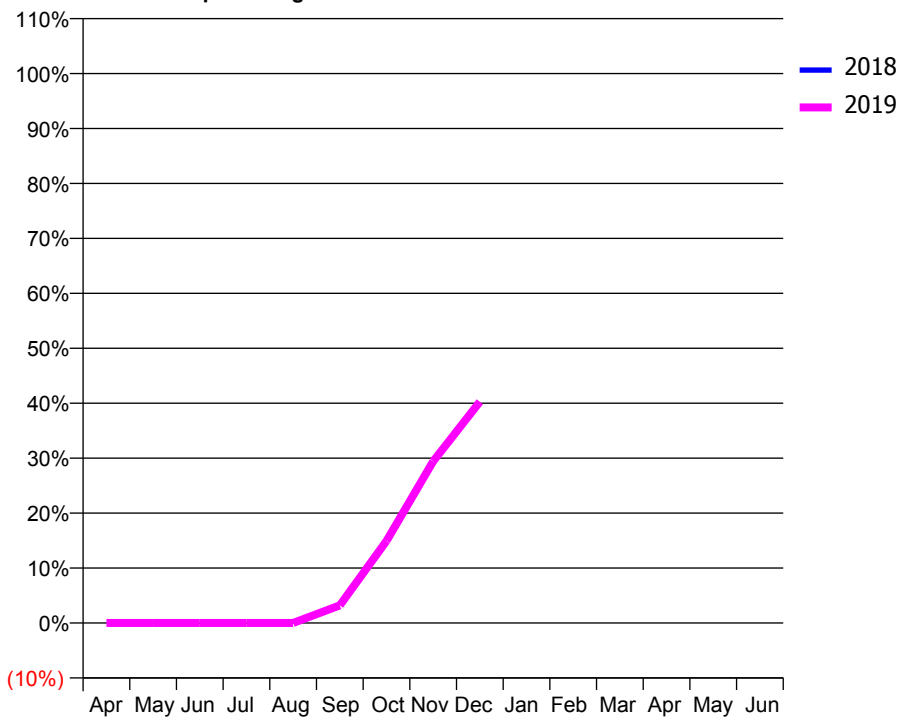
ACCESS*

Patients seen in 24 months	Total	Change since previous quarter
Quarter ending December 2017	0	
Quarter ending March 2018	0	
Quarter ending June 2018	0	
Quarter ending September 2018	21	↑
Quarter ending December 2018	82	↑
Variance since December 2017	N/A	



ACTIVITY

Cumulative percentage of contracted UDA delivered 2018 & 2019



Month	Adjusted Scheduled Activity (UDA)	
	2018	2019
April	0	0
May	0	0
June	0	0
July	0	0
August	0	0
September	0	16
October	0	74
November	0	146
December	0	200
January	0	
February	0	
March	0	
April	0	
May	0	
June	0	

QUALITY

	Quantity	Base Number	Contract	AT	Region	England
% of FP17s for the same patient ID Re-attending within 3 months - Children	0	33	0.0%	9.4%	12.3%	11.8%
% of FP17s for the same patient ID Re-attending within 3 months - Adults	2	50	4.0%	13.5%	15.8%	15.6%
% of FP17s for the same patient ID Re-attending between 3 & 9 months - Children	0	33	0.0%	60.3%	60.1%	58.8%
% of FP17s for the same patient ID Re-attending between 3 & 9 months - Adults	0	50	0.0%	54.3%	53.3%	51.0%
% of FP17s for Band 1 Urgent Courses	1	83	1.2%	7.3%	9.0%	9.0%
% of FP17s Relating to Free Repair or Replacements	0	83	0.0%	1.1%	1.0%	0.8%
% of FP17s Relating to Continuations	1	83	1.2%	1.1%	1.0%	0.9%
% of Patients satisfied with the dentistry they have received	0	0	N/A	94.5%	93.8%	93.2%
% of Patients satisfied with the time they had to wait for an appointment	0	0	N/A	88.5%	89.4%	88.3%

* This is based on patients treated on this contract for their most recent course of treatment. Figures in italics indicate the base number of FP17s or Patient Questionnaire responses are less than 100. N/A is shown where the base number of responses is less than 10 during the period. % is calculated as Quantity/Base number*100

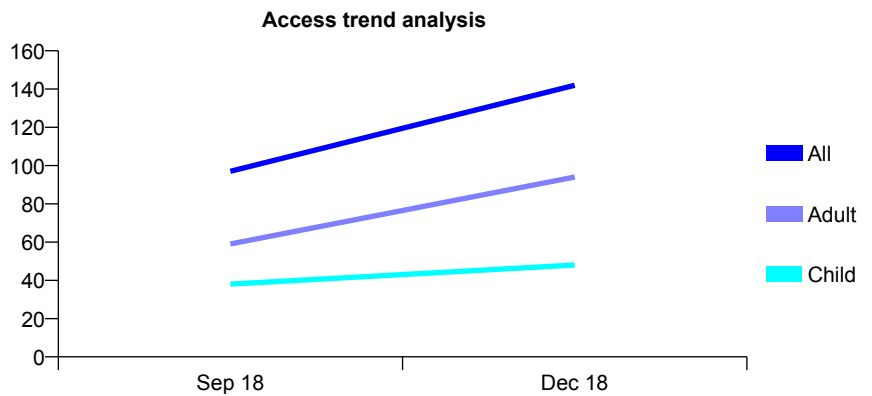
Q51 - Vital Signs At a Glance Contract Report for 100722/0000 - December 2018

Name or company name	Anderson & Broadberry Dental Care
Contract type name	GDS Contract
Purpose of contract	General
Contract start date	01/07/2018
Contract end date	31/03/2021

18/19 Contracted general activity (UDA)	1,500
Carry forward general activity (UDA)	0
18/19 Contracted orthodontic activity (UOA)	0
Carry forward orthodontic activity (UOA)	0
Baseline contract value	£42,450.00

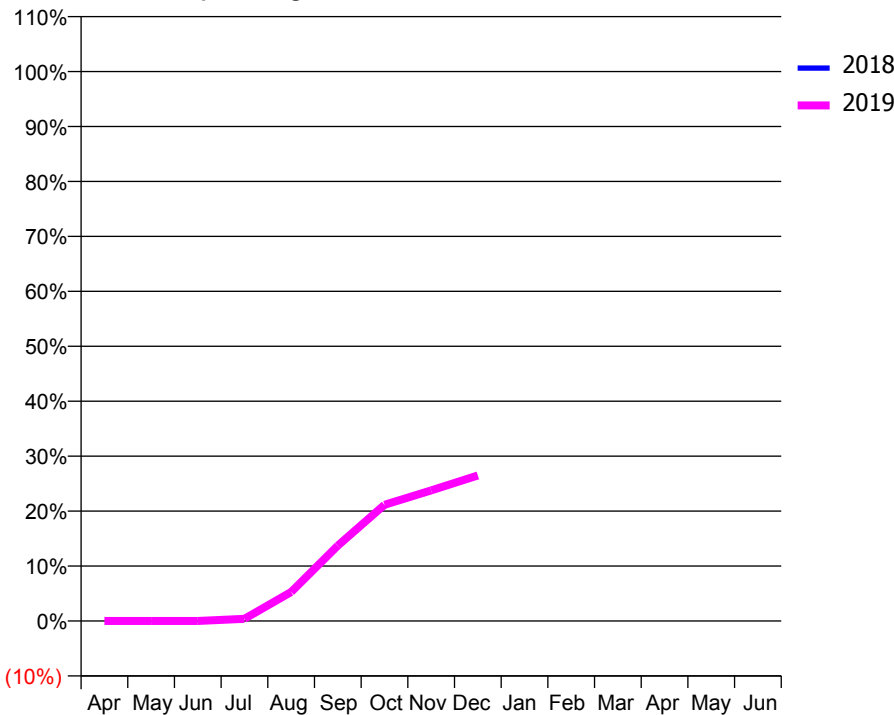
ACCESS*

Patients seen in 24 months	Total	Change since previous quarter
Quarter ending December 2017	0	
Quarter ending March 2018	0	
Quarter ending June 2018	0	
Quarter ending September 2018	97	↑
Quarter ending December 2018	142	↑
Variance since December 2017	N/A	



ACTIVITY

Cumulative percentage of contracted UDA delivered 2018 & 2019



Month	Adjusted Scheduled Activity (UDA)	
	2018	2019
April	0	0
May	0	0
June	0	0
July	0	6
August	0	79
September	0	206
October	0	317
November	0	356
December	0	397
January	0	
February	0	
March	0	
April	0	
May	0	
June	0	

QUALITY

	Quantity	Base Number	Contract	AT	Region	England
% of FP17s for the same patient ID Re-attending within 3 months - Children	0	55	0.0%	9.4%	12.3%	11.8%
% of FP17s for the same patient ID Re-attending within 3 months - Adults	2	100	2.0%	13.5%	15.8%	15.6%
% of FP17s for the same patient ID Re-attending between 3 & 9 months - Children	0	55	0.0%	60.3%	60.1%	58.8%
% of FP17s for the same patient ID Re-attending between 3 & 9 months - Adults	0	100	0.0%	54.3%	53.3%	51.0%
% of FP17s for Band 1 Urgent Courses	2	155	1.3%	7.3%	9.0%	9.0%
% of FP17s Relating to Free Repair or Replacements	0	155	0.0%	1.1%	1.0%	0.8%
% of FP17s Relating to Continuations	0	155	0.0%	1.1%	1.0%	0.9%
% of Patients satisfied with the dentistry they have received	0	0	N/A	94.5%	93.8%	93.2%
% of Patients satisfied with the time they had to wait for an appointment	0	0	N/A	88.5%	89.4%	88.3%

* This is based on patients treated on this contract for their most recent course of treatment. Figures in italics indicate the base number of FP17s or Patient Questionnaire responses are less than 100. N/A is shown where the base number of responses is less than 10 during the period. % is calculated as Quantity/Base number*100

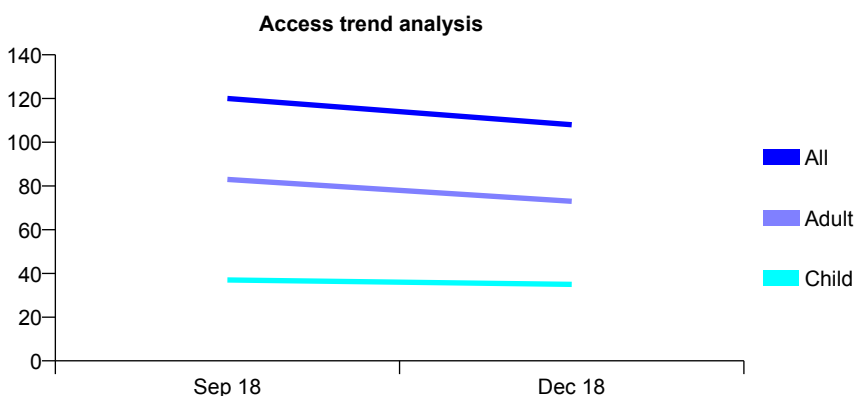
Q51 - Vital Signs At a Glance Contract Report for 100723/0000 - December 2018

Name or company name	MISS F ARDABILI
Contract type name	GDS Contract
Purpose of contract	General
Contract start date	01/07/2018
Contract end date	31/03/2021

18/19 Contracted general activity (UDA)	414
Carry forward general activity (UDA)	0
18/19 Contracted orthodontic activity (UOA)	0
Carry forward orthodontic activity (UOA)	0
Baseline contract value	£11,701.00

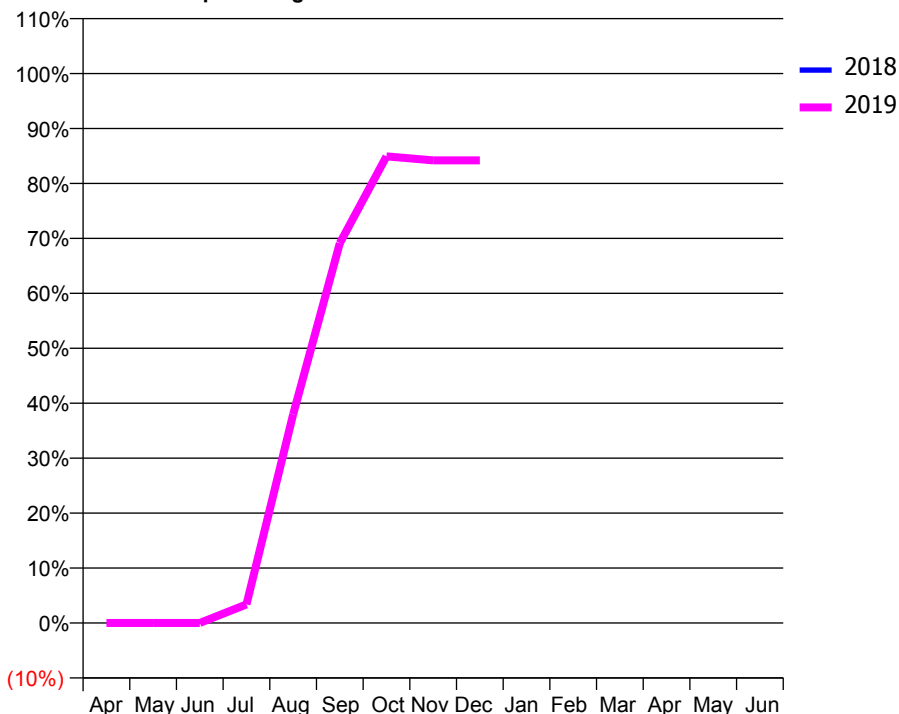
ACCESS*

Patients seen in 24 months	Total	Change since previous quarter
Quarter ending December 2017	0	
Quarter ending March 2018	0	
Quarter ending June 2018	0	
Quarter ending September 2018	120	↑
Quarter ending December 2018	108	↓
Variance since December 2017	N/A	



ACTIVITY

Cumulative percentage of contracted UDA delivered 2018 & 2019



Month	Adjusted Scheduled Activity (UDA)	
	2018	2019
April	0	0
May	0	0
June	0	0
July	0	14
August	0	157
September	0	286
October	0	352
November	0	349
December	0	349
January	0	
February	0	
March	0	
April	0	
May	0	
June	0	

QUALITY

	Quantity	Base Number	Contract	AT	Region	England
% of FP17s for the same patient ID Re-attending within 3 months - Children	0	37	0.0%	9.4%	12.3%	11.8%
% of FP17s for the same patient ID Re-attending within 3 months - Adults	0	84	0.0%	13.5%	15.8%	15.6%
% of FP17s for the same patient ID Re-attending between 3 & 9 months - Children	0	37	0.0%	60.3%	60.1%	58.8%
% of FP17s for the same patient ID Re-attending between 3 & 9 months - Adults	0	84	0.0%	54.3%	53.3%	51.0%
% of FP17s for Band 1 Urgent Courses	3	121	2.5%	7.3%	9.0%	9.0%
% of FP17s Relating to Free Repair or Replacements	0	121	0.0%	1.1%	1.0%	0.8%
% of FP17s Relating to Continuations	0	121	0.0%	1.1%	1.0%	0.9%
% of Patients satisfied with the dentistry they have received	0	0	N/A	94.5%	93.8%	93.2%
% of Patients satisfied with the time they had to wait for an appointment	0	0	N/A	88.5%	89.4%	88.3%

* This is based on patients treated on this contract for their most recent course of treatment. Figures in italics indicate the base number of FP17s or Patient Questionnaire responses are less than 100. N/A is shown where the base number of responses is less than 10 during the period. % is calculated as Quantity/Base number*100

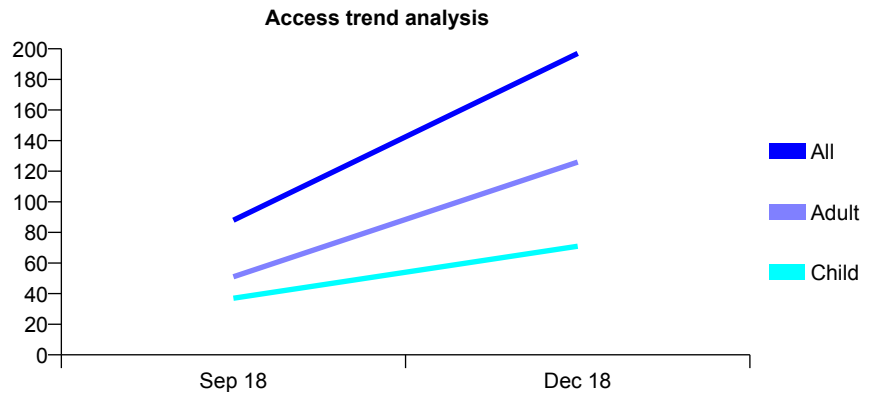
Q51 - Vital Signs At a Glance Contract Report for 100726/0000 - December 2018

Name or company name	Pawson Dental Partnership
Contract type name	GDS Contract
Purpose of contract	General
Contract start date	01/07/2018
Contract end date	31/03/2021

18/19 Contracted general activity (UDA)	2,425
Carry forward general activity (UDA)	0
18/19 Contracted orthodontic activity (UOA)	0
Carry forward orthodontic activity (UOA)	0
Baseline contract value	£68,627.50

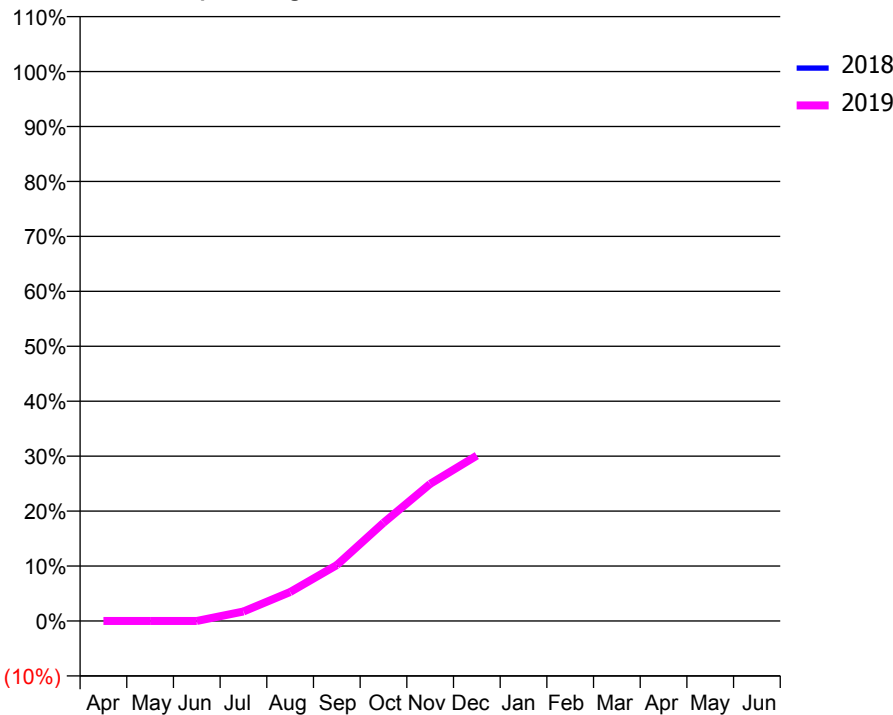
ACCESS*

Patients seen in 24 months	Total	Change since previous quarter
Quarter ending December 2017	0	
Quarter ending March 2018	0	
Quarter ending June 2018	0	
Quarter ending September 2018	88	↑
Quarter ending December 2018	197	↑
Variance since December 2017	N/A	



ACTIVITY

Cumulative percentage of contracted UDA delivered 2018 & 2019



Month	Adjusted Scheduled Activity (UDA)	
	2018	2019
April	0	0
May	0	0
June	0	0
July	0	42
August	0	128
September	0	247
October	0	433
November	0	605
December	0	730
January	0	
February	0	
March	0	
April	0	
May	0	
June	0	

QUALITY

	Quantity	Base Number	Contract	AT	Region	England
% of FP17s for the same patient ID Re-attending within 3 months - Children	4	77	5.2%	9.4%	12.3%	11.8%
% of FP17s for the same patient ID Re-attending within 3 months - Adults	13	162	8.0%	13.5%	15.8%	15.6%
% of FP17s for the same patient ID Re-attending between 3 & 9 months - Children	0	77	0.0%	60.3%	60.1%	58.8%
% of FP17s for the same patient ID Re-attending between 3 & 9 months - Adults	3	162	1.9%	54.3%	53.3%	51.0%
% of FP17s for Band 1 Urgent Courses	26	239	10.9%	7.3%	9.0%	9.0%
% of FP17s Relating to Free Repair or Replacements	7	239	2.9%	1.1%	1.0%	0.8%
% of FP17s Relating to Continuations	1	239	0.4%	1.1%	1.0%	0.9%
% of Patients satisfied with the dentistry they have received	0	0	N/A	94.5%	93.8%	93.2%
% of Patients satisfied with the time they had to wait for an appointment	0	0	N/A	88.5%	89.4%	88.3%

* This is based on patients treated on this contract for their most recent course of treatment. Figures in italics indicate the base number of FP17s or Patient Questionnaire responses are less than 100. N/A is shown where the base number of responses is less than 10 during the period. % is calculated as Quantity/Base number*100

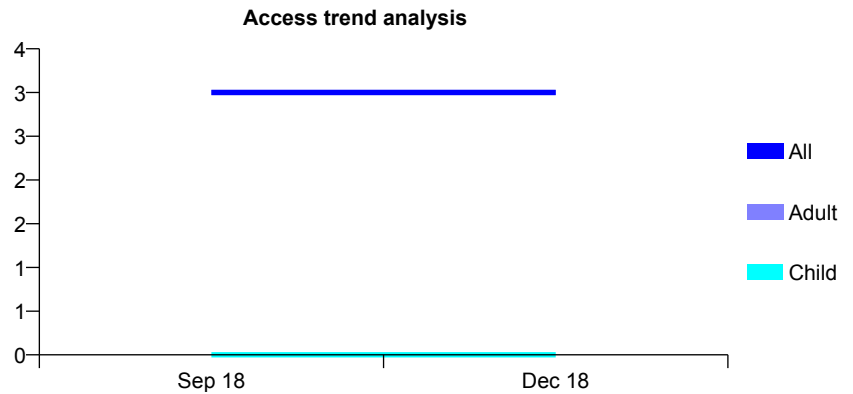
Q51 - Vital Signs At a Glance Contract Report for 100728/0000 - December 2018

Name or company name	Wensley & Wright
Contract type name	GDS Contract
Purpose of contract	General
Contract start date	01/07/2018
Contract end date	31/03/2021

18/19 Contracted general activity (UDA)	722
Carry forward general activity (UDA)	0
18/19 Contracted orthodontic activity (UOA)	0
Carry forward orthodontic activity (UOA)	0
Baseline contract value	£20,431.00

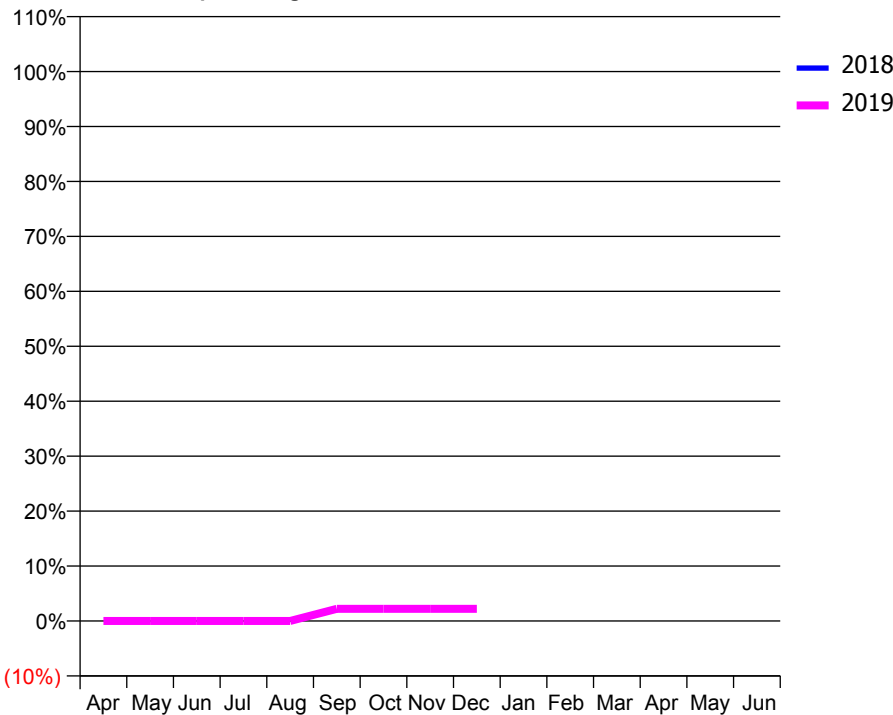
ACCESS*

Patients seen in 24 months	Total	Change since previous quarter
Quarter ending December 2017	0	
Quarter ending March 2018	0	
Quarter ending June 2018	0	
Quarter ending September 2018	3	↑
Quarter ending December 2018	3	→
Variance since December 2017	N/A	



ACTIVITY

Cumulative percentage of contracted UDA delivered 2018 & 2019



Month	Adjusted Scheduled Activity (UDA)	
	2018	2019
April	0	0
May	0	0
June	0	0
July	0	0
August	0	0
September	0	16
October	0	16
November	0	16
December	0	16
January	0	
February	0	
March	0	
April	0	
May	0	
June	0	

QUALITY

	Quantity	Base Number	Contract	AT	Region	England
% of FP17s for the same patient ID Re-attending within 3 months - Children	0	0	N/A	9.4%	12.3%	11.8%
% of FP17s for the same patient ID Re-attending within 3 months - Adults	0	3	0.0%	13.5%	15.8%	15.6%
% of FP17s for the same patient ID Re-attending between 3 & 9 months - Children	0	0	N/A	60.3%	60.1%	58.8%
% of FP17s for the same patient ID Re-attending between 3 & 9 months - Adults	0	3	0.0%	54.3%	53.3%	51.0%
% of FP17s for Band 1 Urgent Courses	0	3	0.0%	7.3%	9.0%	9.0%
% of FP17s Relating to Free Repair or Replacements	0	3	0.0%	1.1%	1.0%	0.8%
% of FP17s Relating to Continuations	0	3	0.0%	1.1%	1.0%	0.9%
% of Patients satisfied with the dentistry they have received	0	0	N/A	94.5%	93.8%	93.2%
% of Patients satisfied with the time they had to wait for an appointment	0	0	N/A	88.5%	89.4%	88.3%

* This is based on patients treated on this contract for their most recent course of treatment. Figures in italics indicate the base number of FP17s or Patient Questionnaire responses are less than 100. N/A is shown where the base number of responses is less than 10 during the period. % is calculated as Quantity/Base number*100

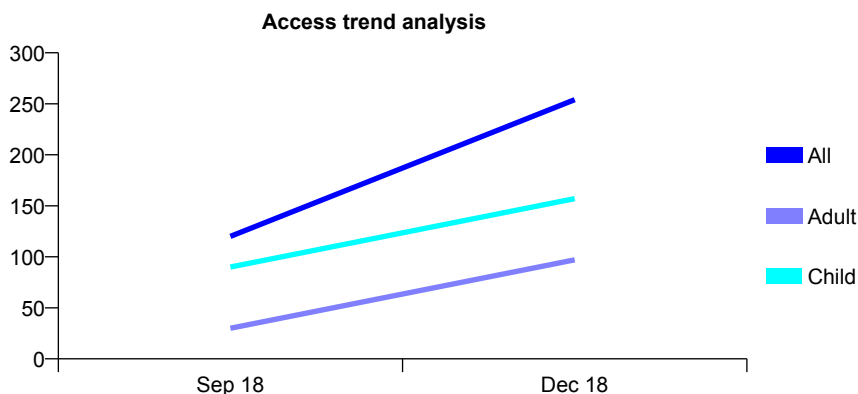
Q51 - Vital Signs At a Glance Contract Report for 100729/0000 - December 2018

Name or company name	Adrian Vasile
Contract type name	GDS Contract
Purpose of contract	General
Contract start date	01/07/2018
Contract end date	31/03/2021

18/19 Contracted general activity (UDA)	1,766
Carry forward general activity (UDA)	0
18/19 Contracted orthodontic activity (UOA)	0
Carry forward orthodontic activity (UOA)	0
Baseline contract value	£49,977.80

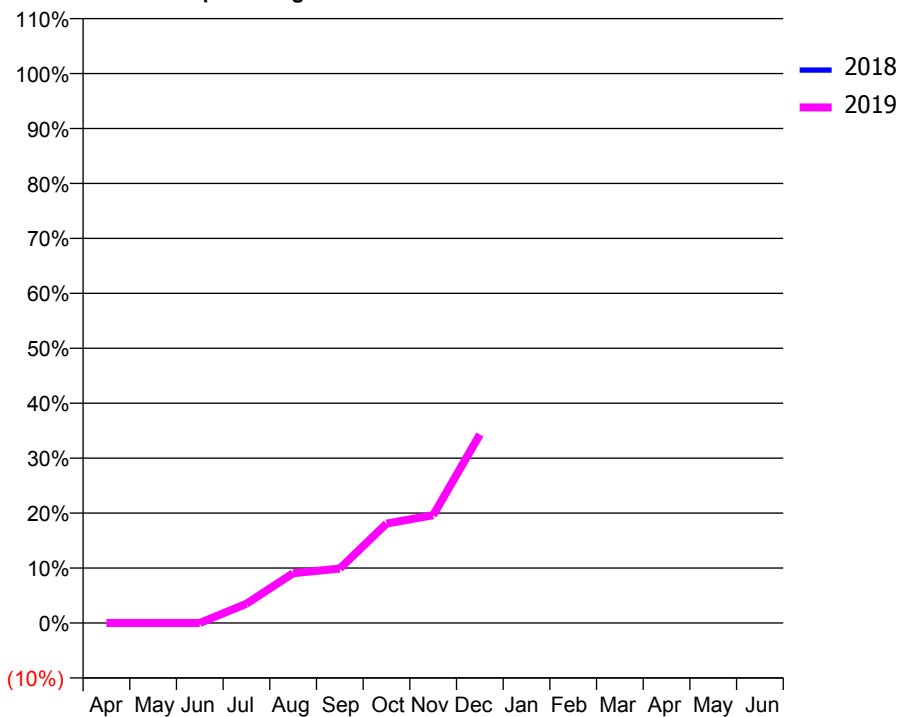
ACCESS*

Patients seen in 24 months	Total	Change since previous quarter
Quarter ending December 2017	0	
Quarter ending March 2018	0	
Quarter ending June 2018	0	
Quarter ending September 2018	120	↑
Quarter ending December 2018	254	↑
Variance since December 2017	N/A	



ACTIVITY

Cumulative percentage of contracted UDA delivered 2018 & 2019



Month	Adjusted Scheduled Activity (UDA)	
	2018	2019
April	0	0
May	0	0
June	0	0
July	0	62
August	0	160
September	0	175
October	0	319
November	0	346
December	0	606
January	0	
February	0	
March	0	
April	0	
May	0	
June	0	

QUALITY

	Quantity	Base Number	Contract	AT	Region	England
% of FP17s for the same patient ID Re-attending within 3 months - Children	0	170	0.0%	9.4%	12.3%	11.8%
% of FP17s for the same patient ID Re-attending within 3 months - Adults	2	102	2.0%	13.5%	15.8%	15.6%
% of FP17s for the same patient ID Re-attending between 3 & 9 months - Children	8	170	4.7%	60.3%	60.1%	58.8%
% of FP17s for the same patient ID Re-attending between 3 & 9 months - Adults	0	102	0.0%	54.3%	53.3%	51.0%
% of FP17s for Band 1 Urgent Courses	4	272	1.5%	7.3%	9.0%	9.0%
% of FP17s Relating to Free Repair or Replacements	0	272	0.0%	1.1%	1.0%	0.8%
% of FP17s Relating to Continuations	0	272	0.0%	1.1%	1.0%	0.9%
% of Patients satisfied with the dentistry they have received	0	0	N/A	94.5%	93.8%	93.2%
% of Patients satisfied with the time they had to wait for an appointment	0	0	N/A	88.5%	89.4%	88.3%

* This is based on patients treated on this contract for their most recent course of treatment. Figures in italics indicate the base number of FP17s or Patient Questionnaire responses are less than 100. N/A is shown where the base number of responses is less than 10 during the period. % is calculated as Quantity/Base number*100

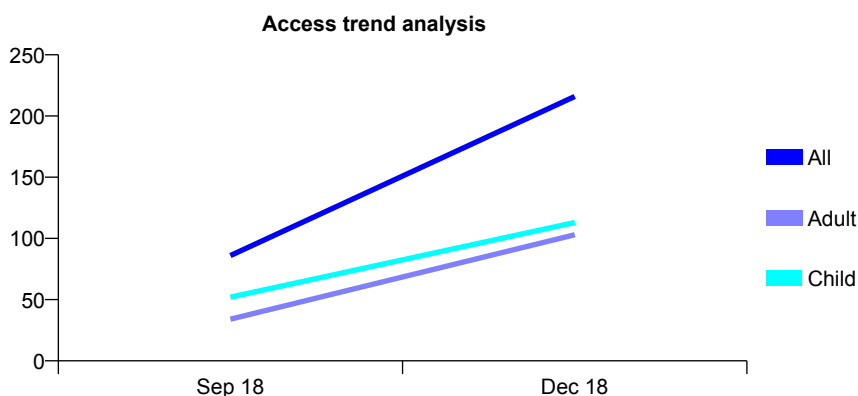
Q51 - Vital Signs At a Glance Contract Report for 100730/0000 - December 2018

Name or company name	Parson Cross Dental Surgery
Contract type name	GDS Contract
Purpose of contract	General
Contract start date	01/07/2018
Contract end date	31/03/2021

18/19 Contracted general activity (UDA)	799
Carry forward general activity (UDA)	0
18/19 Contracted orthodontic activity (UOA)	0
Carry forward orthodontic activity (UOA)	0
Baseline contract value	£22,600.00

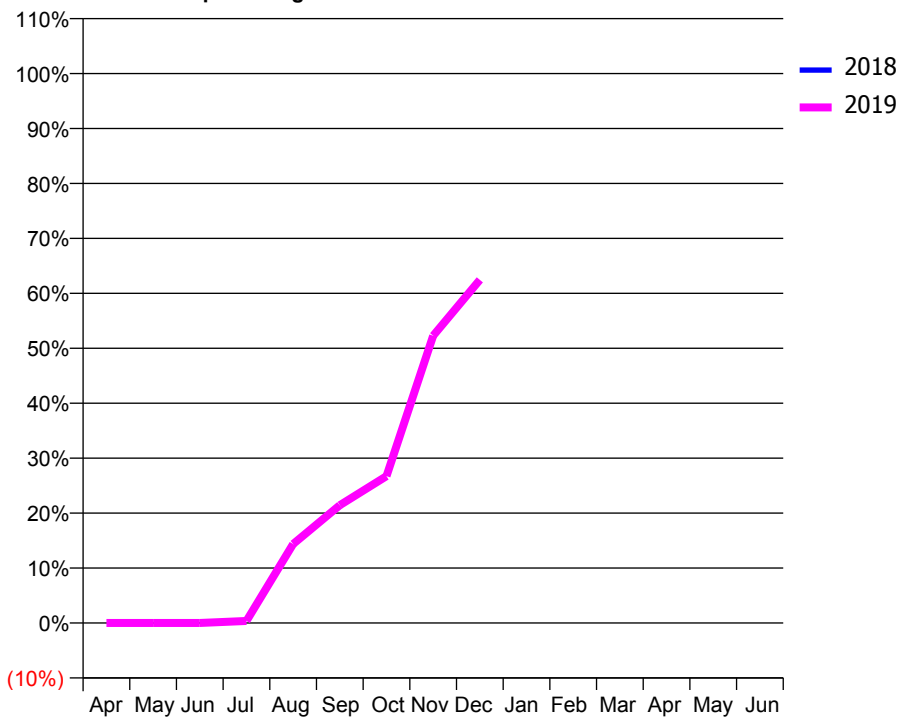
ACCESS*

Patients seen in 24 months	Total	Change since previous quarter
Quarter ending December 2017	0	
Quarter ending March 2018	0	
Quarter ending June 2018	0	
Quarter ending September 2018	86	↑
Quarter ending December 2018	216	↑
Variance since December 2017	N/A	



ACTIVITY

Cumulative percentage of contracted UDA delivered 2018 & 2019



Month	Adjusted Scheduled Activity (UDA)	
	2018	2019
April	0	0
May	0	0
June	0	0
July	0	3
August	0	115
September	0	171
October	0	214
November	0	418
December	0	499
January	0	
February	0	
March	0	
April	0	
May	0	
June	0	

QUALITY

	Quantity	Base Number	Contract	AT	Region	England
% of FP17s for the same patient ID Re-attending within 3 months - Children	0	120	0.0%	9.4%	12.3%	11.8%
% of FP17s for the same patient ID Re-attending within 3 months - Adults	1	113	0.9%	13.5%	15.8%	15.6%
% of FP17s for the same patient ID Re-attending between 3 & 9 months - Children	1	120	0.8%	60.3%	60.1%	58.8%
% of FP17s for the same patient ID Re-attending between 3 & 9 months - Adults	0	113	0.0%	54.3%	53.3%	51.0%
% of FP17s for Band 1 Urgent Courses	25	233	10.7%	7.3%	9.0%	9.0%
% of FP17s Relating to Free Repair or Replacements	0	233	0.0%	1.1%	1.0%	0.8%
% of FP17s Relating to Continuations	0	233	0.0%	1.1%	1.0%	0.9%
% of Patients satisfied with the dentistry they have received	0	0	N/A	94.5%	93.8%	93.2%
% of Patients satisfied with the time they had to wait for an appointment	0	0	N/A	88.5%	89.4%	88.3%

* This is based on patients treated on this contract for their most recent course of treatment. Figures in italics indicate the base number of FP17s or Patient Questionnaire responses are less than 100. N/A is shown where the base number of responses is less than 10 during the period. % is calculated as Quantity/Base number*100

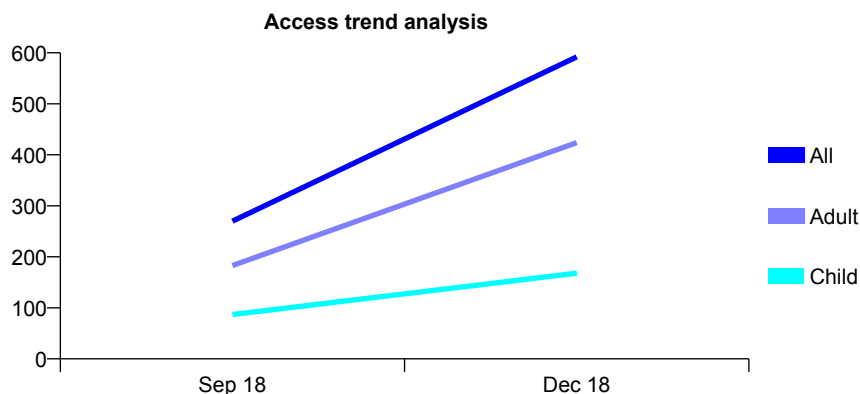
Q51 - Vital Signs At a Glance Contract Report for 100739/0000 - December 2018

Name or company name	Arif & Razzaq Dental Surgery
Contract type name	GDS Contract
Purpose of contract	General
Contract start date	01/07/2018
Contract end date	31/03/2021

18/19 Contracted general activity (UDA)	4,312
Carry forward general activity (UDA)	0
18/19 Contracted orthodontic activity (UOA)	0
Carry forward orthodontic activity (UOA)	0
Baseline contract value	£122,029.60

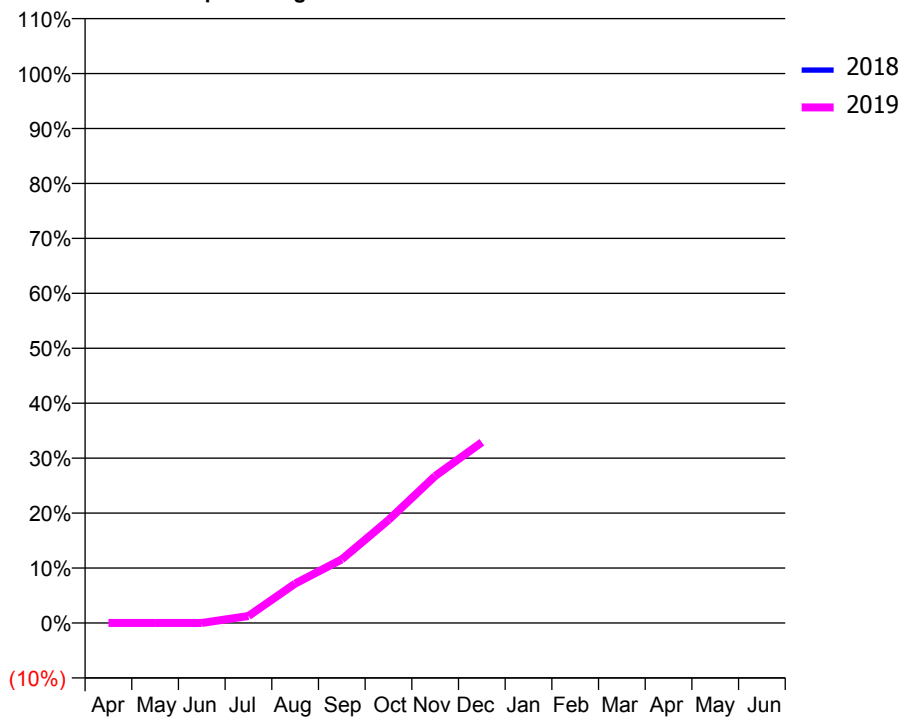
ACCESS*

Patients seen in 24 months	Total	Change since previous quarter
Quarter ending December 2017	0	
Quarter ending March 2018	0	
Quarter ending June 2018	0	
Quarter ending September 2018	270	↑
Quarter ending December 2018	592	↑
Variance since December 2017	N/A	



ACTIVITY

Cumulative percentage of contracted UDA delivered 2018 & 2019



Month	Adjusted Scheduled Activity (UDA)	
	2018	2019
April	0	0
May	0	0
June	0	0
July	0	55
August	0	310
September	0	500
October	0	809
November	0	1,154
December	0	1,418
January	0	
February	0	
March	0	
April	0	
May	0	
June	0	

QUALITY

	Quantity	Base Number	Contract	AT	Region	England
% of FP17s for the same patient ID Re-attending within 3 months - Children	6	177	3.4%	9.4%	12.3%	11.8%
% of FP17s for the same patient ID Re-attending within 3 months - Adults	30	438	6.8%	13.5%	15.8%	15.6%
% of FP17s for the same patient ID Re-attending between 3 & 9 months - Children	5	177	2.8%	60.3%	60.1%	58.8%
% of FP17s for the same patient ID Re-attending between 3 & 9 months - Adults	9	438	2.1%	54.3%	53.3%	51.0%
% of FP17s for Band 1 Urgent Courses	12	615	2.0%	7.3%	9.0%	9.0%
% of FP17s Relating to Free Repair or Replacements	2	615	0.3%	1.1%	1.0%	0.8%
% of FP17s Relating to Continuations	4	615	0.7%	1.1%	1.0%	0.9%
% of Patients satisfied with the dentistry they have received	1	1	N/A	94.5%	93.8%	93.2%
% of Patients satisfied with the time they had to wait for an appointment	1	1	N/A	88.5%	89.4%	88.3%

* This is based on patients treated on this contract for their most recent course of treatment. Figures in italics indicate the base number of FP17s or Patient Questionnaire responses are less than 100. N/A is shown where the base number of responses is less than 10 during the period. % is calculated as Quantity/Base number*100

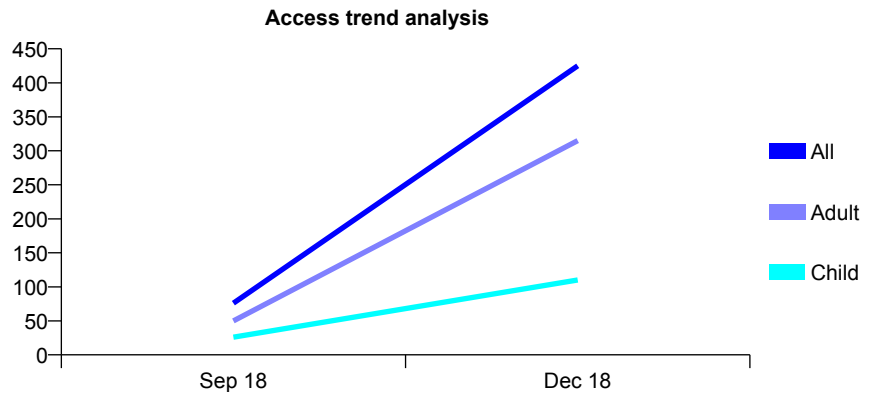
Q51 - Vital Signs At a Glance Contract Report for 100740/0000 - December 2018

Name or company name	Bramley Dental Practice
Contract type name	GDS Contract
Purpose of contract	General
Contract start date	01/07/2018
Contract end date	31/03/2021

18/19 Contracted general activity (UDA)	3,534
Carry forward general activity (UDA)	0
18/19 Contracted orthodontic activity (UOA)	0
Carry forward orthodontic activity (UOA)	0
Baseline contract value	£100,032.00

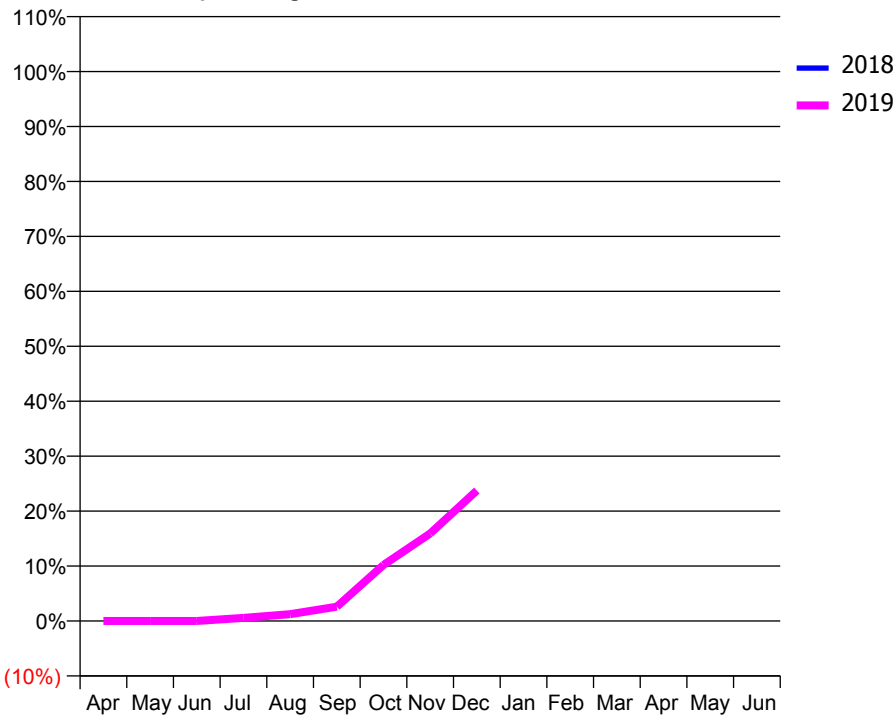
ACCESS*

Patients seen in 24 months	Total	Change since previous quarter
Quarter ending December 2017	0	
Quarter ending March 2018	0	
Quarter ending June 2018	0	
Quarter ending September 2018	76	↑
Quarter ending December 2018	425	↑
Variance since December 2017	N/A	



ACTIVITY

Cumulative percentage of contracted UDA delivered 2018 & 2019



Month	Adjusted Scheduled Activity (UDA)	
	2018	2019
April	0	0
May	0	0
June	0	0
July	0	20
August	0	44
September	0	92
October	0	361
November	0	563
December	0	839
January	0	
February	0	
March	0	
April	0	
May	0	
June	0	

QUALITY

	Quantity	Base Number	Contract	AT	Region	England
% of FP17s for the same patient ID Re-attending within 3 months - Children	0	106	0.0%	9.4%	12.3%	11.8%
% of FP17s for the same patient ID Re-attending within 3 months - Adults	3	311	1.0%	13.5%	15.8%	15.6%
% of FP17s for the same patient ID Re-attending between 3 & 9 months - Children	0	106	0.0%	60.3%	60.1%	58.8%
% of FP17s for the same patient ID Re-attending between 3 & 9 months - Adults	0	311	0.0%	54.3%	53.3%	51.0%
% of FP17s for Band 1 Urgent Courses	7	417	1.7%	7.3%	9.0%	9.0%
% of FP17s Relating to Free Repair or Replacements	1	417	0.2%	1.1%	1.0%	0.8%
% of FP17s Relating to Continuations	0	417	0.0%	1.1%	1.0%	0.9%
% of Patients satisfied with the dentistry they have received	0	0	N/A	94.5%	93.8%	93.2%
% of Patients satisfied with the time they had to wait for an appointment	0	0	N/A	88.5%	89.4%	88.3%

* This is based on patients treated on this contract for their most recent course of treatment. Figures in italics indicate the base number of FP17s or Patient Questionnaire responses are less than 100. N/A is shown where the base number of responses is less than 10 during the period. % is calculated as Quantity/Base number*100

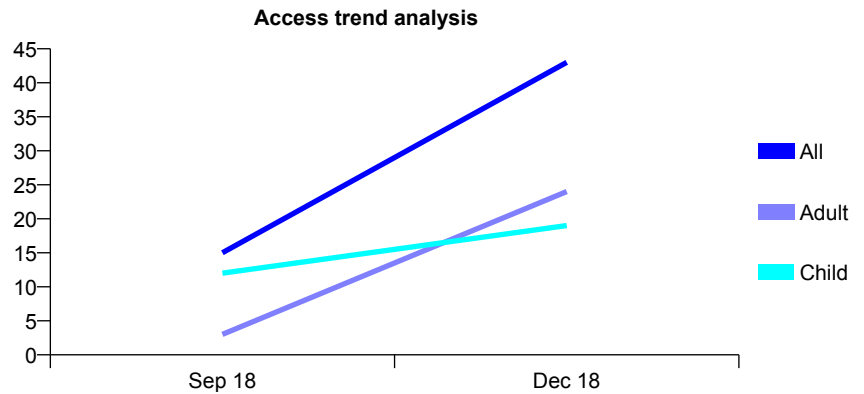
Q51 - Vital Signs At a Glance Contract Report for 100741/0000 - December 2018

Name or company name	Swinton Dental Practice
Contract type name	GDS Contract
Purpose of contract	General
Contract start date	01/07/2018
Contract end date	31/03/2021

18/19 Contracted general activity (UDA)	6,026
Carry forward general activity (UDA)	0
18/19 Contracted orthodontic activity (UOA)	0
Carry forward orthodontic activity (UOA)	0
Baseline contract value	£170,535.80

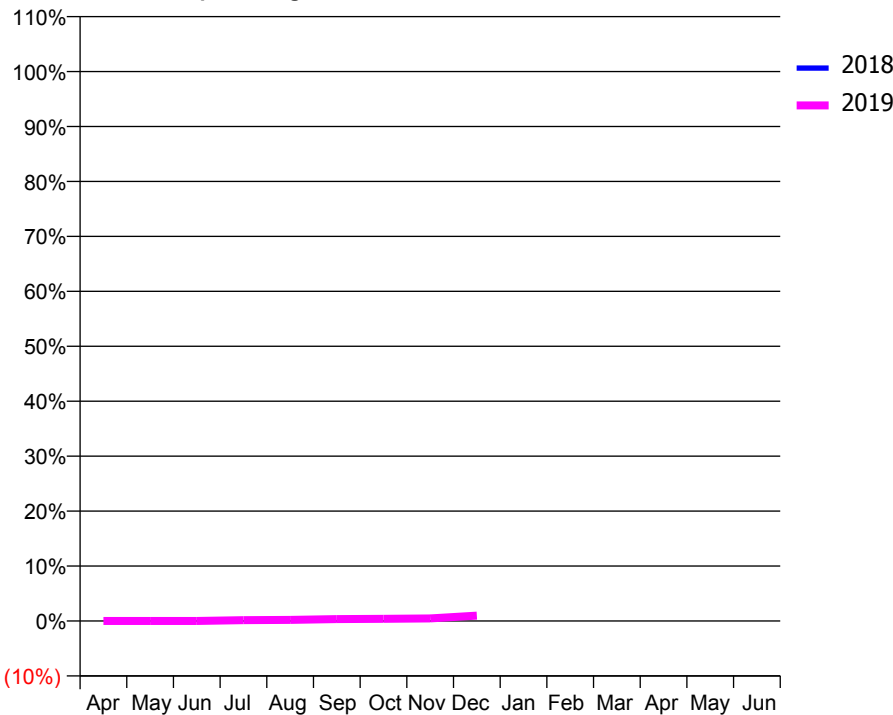
ACCESS*

Patients seen in 24 months	Total	Change since previous quarter
Quarter ending December 2017	0	
Quarter ending March 2018	0	
Quarter ending June 2018	0	
Quarter ending September 2018	15	↑
Quarter ending December 2018	43	↑
Variance since December 2017	N/A	



ACTIVITY

Cumulative percentage of contracted UDA delivered 2018 & 2019



Month	Adjusted Scheduled Activity (UDA)	
	2018	2019
April	0	0
May	0	0
June	0	0
July	0	9
August	0	13
September	0	21
October	0	24
November	0	29
December	0	59
January	0	
February	0	
March	0	
April	0	
May	0	
June	0	

QUALITY

	Quantity	Base Number	Contract	AT	Region	England
% of FP17s for the same patient ID Re-attending within 3 months - Children	0	18	0.0%	9.4%	12.3%	11.8%
% of FP17s for the same patient ID Re-attending within 3 months - Adults	0	21	0.0%	13.5%	15.8%	15.6%
% of FP17s for the same patient ID Re-attending between 3 & 9 months - Children	0	18	0.0%	60.3%	60.1%	58.8%
% of FP17s for the same patient ID Re-attending between 3 & 9 months - Adults	0	21	0.0%	54.3%	53.3%	51.0%
% of FP17s for Band 1 Urgent Courses	0	39	0.0%	7.3%	9.0%	9.0%
% of FP17s Relating to Free Repair or Replacements	0	39	0.0%	1.1%	1.0%	0.8%
% of FP17s Relating to Continuations	0	39	0.0%	1.1%	1.0%	0.9%
% of Patients satisfied with the dentistry they have received	0	0	N/A	94.5%	93.8%	93.2%
% of Patients satisfied with the time they had to wait for an appointment	0	0	N/A	88.5%	89.4%	88.3%

* This is based on patients treated on this contract for their most recent course of treatment. Figures in italics indicate the base number of FP17s or Patient Questionnaire responses are less than 100. N/A is shown where the base number of responses is less than 10 during the period. % is calculated as Quantity/Base number*100

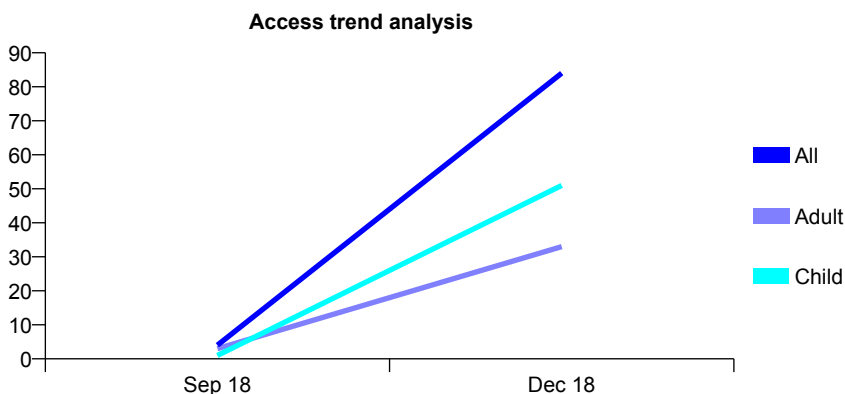
Q51 - Vital Signs At a Glance Contract Report for 100743/0000 - December 2018

Name or company name	Al-Kufaishi and Hanji Partnership
Contract type name	GDS Contract
Purpose of contract	General
Contract start date	01/07/2018
Contract end date	31/03/2021

18/19 Contracted general activity (UDA)	1,034
Carry forward general activity (UDA)	0
18/19 Contracted orthodontic activity (UOA)	0
Carry forward orthodontic activity (UOA)	0
Baseline contract value	£29,262.20

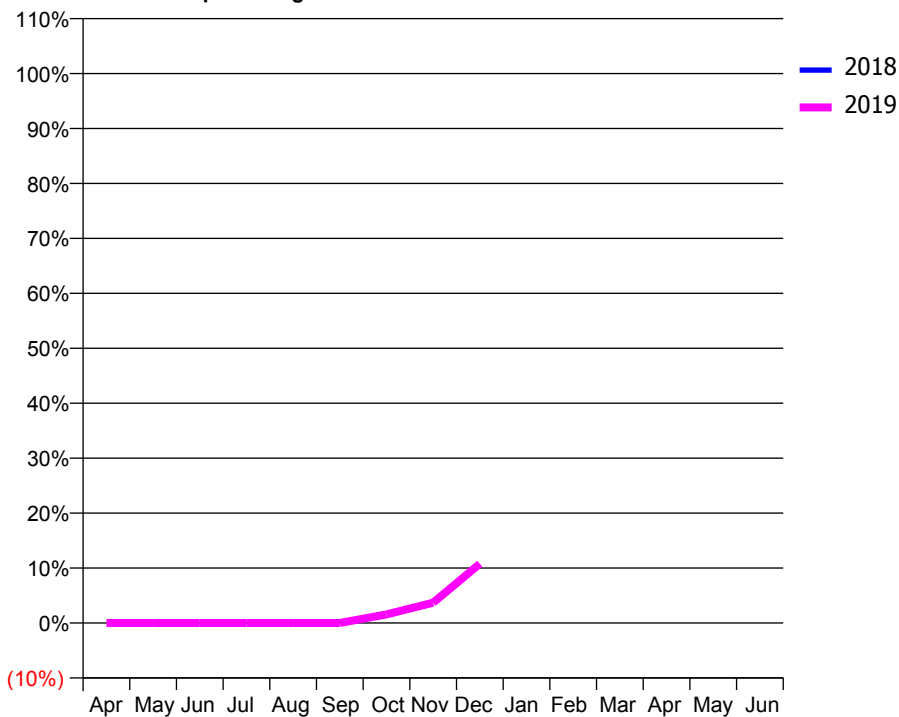
ACCESS*

Patients seen in 24 months	Total	Change since previous quarter
Quarter ending December 2017	0	
Quarter ending March 2018	0	
Quarter ending June 2018	0	
Quarter ending September 2018	4	↑
Quarter ending December 2018	84	↑
Variance since December 2017	N/A	



ACTIVITY

Cumulative percentage of contracted UDA delivered 2018 & 2019



Month	Adjusted Scheduled Activity (UDA)	
	2018	2019
April	0	0
May	0	0
June	0	0
July	0	0
August	0	0
September	0	0
October	0	16
November	0	38
December	0	112
January	0	
February	0	
March	0	
April	0	
May	0	
June	0	

QUALITY

	Quantity	Base Number	Contract	AT	Region	England
% of FP17s for the same patient ID Re-attending within 3 months - Children	0	48	0.0%	9.4%	12.3%	11.8%
% of FP17s for the same patient ID Re-attending within 3 months - Adults	0	33	0.0%	13.5%	15.8%	15.6%
% of FP17s for the same patient ID Re-attending between 3 & 9 months - Children	0	48	0.0%	60.3%	60.1%	58.8%
% of FP17s for the same patient ID Re-attending between 3 & 9 months - Adults	0	33	0.0%	54.3%	53.3%	51.0%
% of FP17s for Band 1 Urgent Courses	3	81	3.7%	7.3%	9.0%	9.0%
% of FP17s Relating to Free Repair or Replacements	0	81	0.0%	1.1%	1.0%	0.8%
% of FP17s Relating to Continuations	0	81	0.0%	1.1%	1.0%	0.9%
% of Patients satisfied with the dentistry they have received	0	0	N/A	94.5%	93.8%	93.2%
% of Patients satisfied with the time they had to wait for an appointment	0	0	N/A	88.5%	89.4%	88.3%

* This is based on patients treated on this contract for their most recent course of treatment. Figures in italics indicate the base number of FP17s or Patient Questionnaire responses are less than 100. N/A is shown where the base number of responses is less than 10 during the period. % is calculated as Quantity/Base number*100

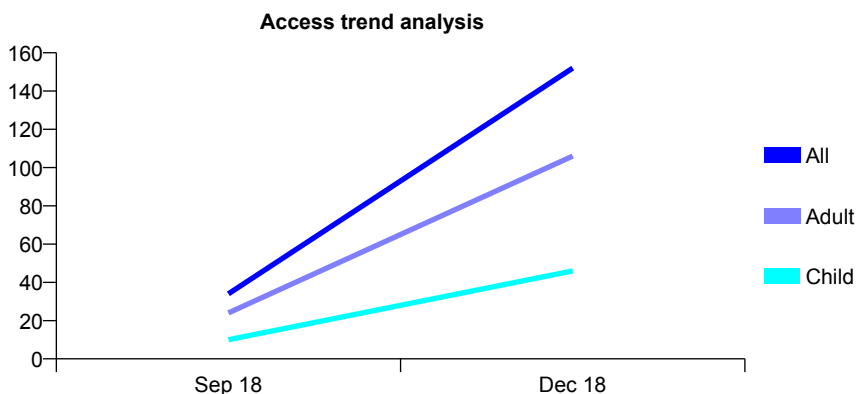
Q51 - Vital Signs At a Glance Contract Report for 100745/0000 - December 2018

Name or company name	MR SI HODGSON
Contract type name	GDS Contract
Purpose of contract	General
Contract start date	01/07/2018
Contract end date	31/03/2021

18/19 Contracted general activity (UDA)	2,338
Carry forward general activity (UDA)	0
18/19 Contracted orthodontic activity (UOA)	0
Carry forward orthodontic activity (UOA)	0
Baseline contract value	£66,165.40

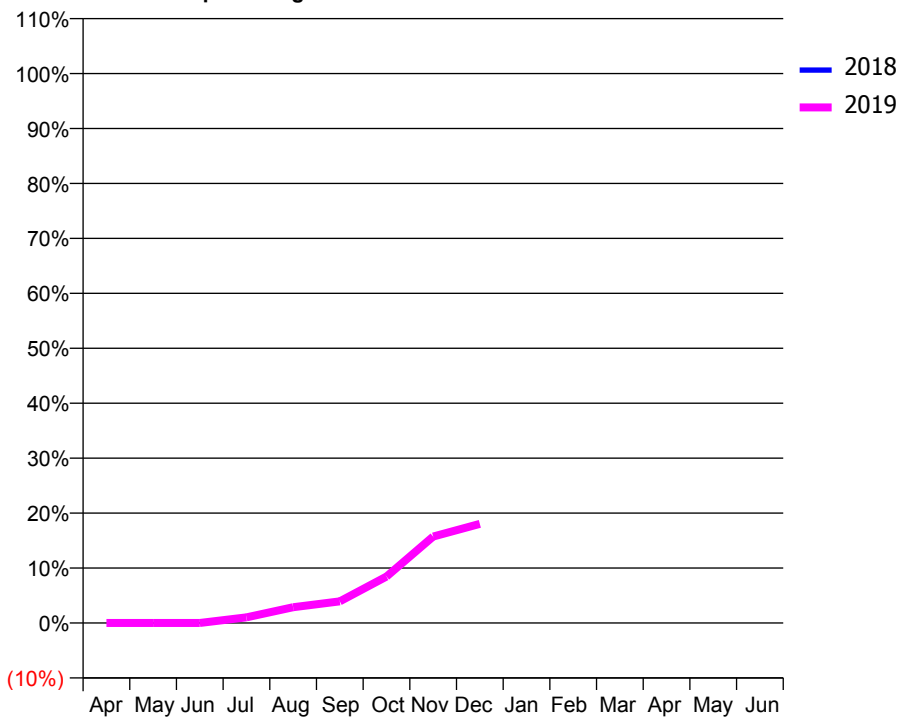
ACCESS*

Patients seen in 24 months	Total	Change since previous quarter
Quarter ending December 2017	0	
Quarter ending March 2018	0	
Quarter ending June 2018	0	
Quarter ending September 2018	34	↑
Quarter ending December 2018	152	↑
Variance since December 2017	N/A	



ACTIVITY

Cumulative percentage of contracted UDA delivered 2018 & 2019



Month	Adjusted Scheduled Activity (UDA)	
	2018	2019
April	0	0
May	0	0
June	0	0
July	0	24
August	0	67
September	0	92
October	0	198
November	0	368
December	0	422
January	0	
February	0	
March	0	
April	0	
May	0	
June	0	

QUALITY

	Quantity	Base Number	Contract	AT	Region	England
% of FP17s for the same patient ID Re-attending within 3 months - Children	1	48	2.1%	9.4%	12.3%	11.8%
% of FP17s for the same patient ID Re-attending within 3 months - Adults	1	99	1.0%	13.5%	15.8%	15.6%
% of FP17s for the same patient ID Re-attending between 3 & 9 months - Children	0	48	0.0%	60.3%	60.1%	58.8%
% of FP17s for the same patient ID Re-attending between 3 & 9 months - Adults	0	99	0.0%	54.3%	53.3%	51.0%
% of FP17s for Band 1 Urgent Courses	0	147	0.0%	7.3%	9.0%	9.0%
% of FP17s Relating to Free Repair or Replacements	0	147	0.0%	1.1%	1.0%	0.8%
% of FP17s Relating to Continuations	1	147	0.7%	1.1%	1.0%	0.9%
% of Patients satisfied with the dentistry they have received	0	0	N/A	94.5%	93.8%	93.2%
% of Patients satisfied with the time they had to wait for an appointment	0	0	N/A	88.5%	89.4%	88.3%

* This is based on patients treated on this contract for their most recent course of treatment. Figures in italics indicate the base number of FP17s or Patient Questionnaire responses are less than 100. N/A is shown where the base number of responses is less than 10 during the period. % is calculated as Quantity/Base number*100

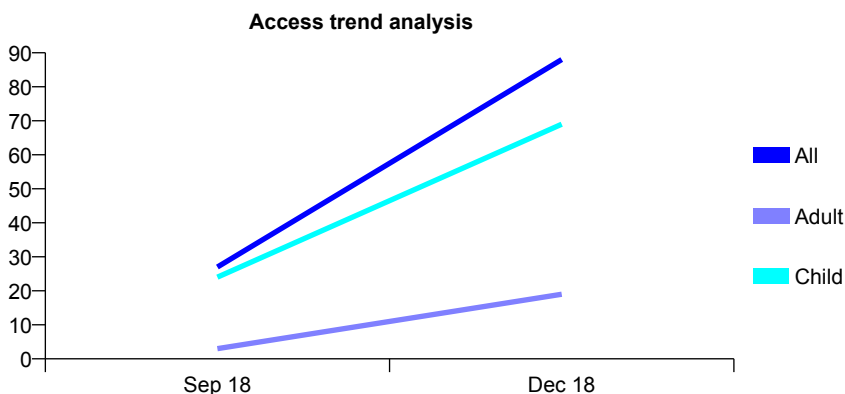
Q51 - Vital Signs At a Glance Contract Report for 100746/0000 - December 2018

Name or company name	Lowedges Dental Care Limited
Contract type name	GDS Contract
Purpose of contract	General
Contract start date	01/07/2018
Contract end date	31/03/2021

18/19 Contracted general activity (UDA)	632
Carry forward general activity (UDA)	0
18/19 Contracted orthodontic activity (UOA)	0
Carry forward orthodontic activity (UOA)	0
Baseline contract value	£17,885.60

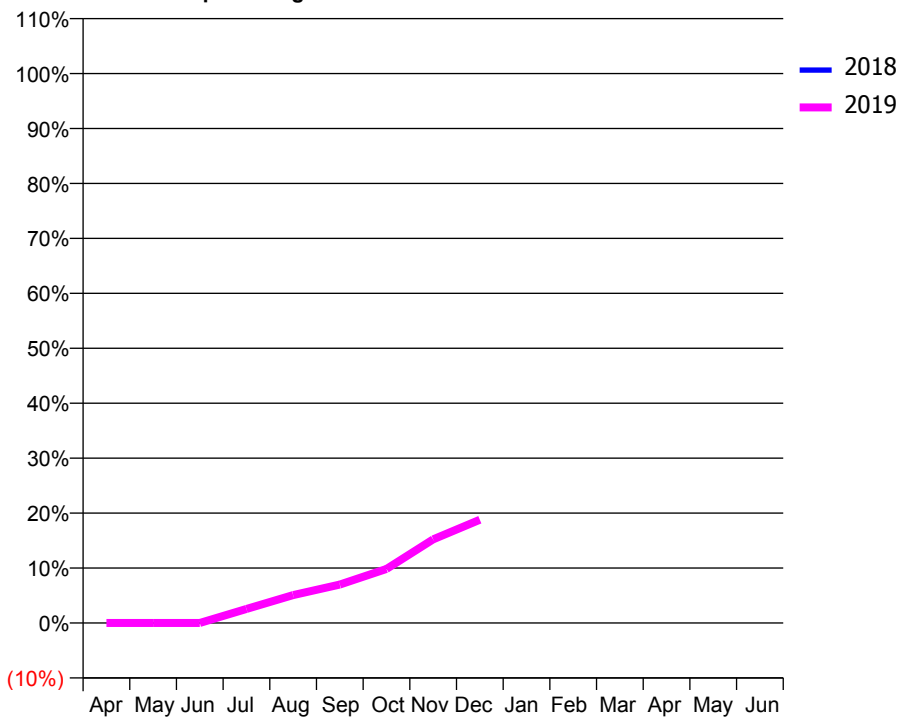
ACCESS*

Patients seen in 24 months	Total	Change since previous quarter
Quarter ending December 2017	0	
Quarter ending March 2018	0	
Quarter ending June 2018	0	
Quarter ending September 2018	27	↑
Quarter ending December 2018	88	↑
Variance since December 2017	N/A	



ACTIVITY

Cumulative percentage of contracted UDA delivered 2018 & 2019



Month	Adjusted Scheduled Activity (UDA)	
	2018	2019
April	0	0
May	0	0
June	0	0
July	0	16
August	0	32
September	0	44
October	0	62
November	0	96
December	0	119
January	0	
February	0	
March	0	
April	0	
May	0	
June	0	

QUALITY

	Quantity	Base Number	Contract	AT	Region	England
% of FP17s for the same patient ID Re-attending within 3 months - Children	0	61	0.0%	9.4%	12.3%	11.8%
% of FP17s for the same patient ID Re-attending within 3 months - Adults	0	13	0.0%	13.5%	15.8%	15.6%
% of FP17s for the same patient ID Re-attending between 3 & 9 months - Children	1	61	1.6%	60.3%	60.1%	58.8%
% of FP17s for the same patient ID Re-attending between 3 & 9 months - Adults	0	13	0.0%	54.3%	53.3%	51.0%
% of FP17s for Band 1 Urgent Courses	4	74	5.4%	7.3%	9.0%	9.0%
% of FP17s Relating to Free Repair or Replacements	0	74	0.0%	1.1%	1.0%	0.8%
% of FP17s Relating to Continuations	0	74	0.0%	1.1%	1.0%	0.9%
% of Patients satisfied with the dentistry they have received	0	0	N/A	94.5%	93.8%	93.2%
% of Patients satisfied with the time they had to wait for an appointment	0	0	N/A	88.5%	89.4%	88.3%

* This is based on patients treated on this contract for their most recent course of treatment. Figures in italics indicate the base number of FP17s or Patient Questionnaire responses are less than 100. N/A is shown where the base number of responses is less than 10 during the period. % is calculated as Quantity/Base number*100

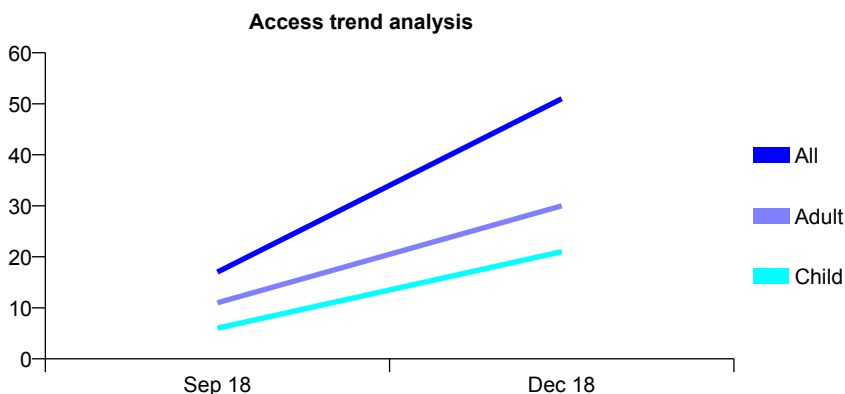
Q51 - Vital Signs At a Glance Contract Report for 100747/0000 - December 2018

Name or company name	Aditya Singh
Contract type name	GDS Contract
Purpose of contract	General
Contract start date	01/07/2018
Contract end date	31/03/2021

18/19 Contracted general activity (UDA)	425
Carry forward general activity (UDA)	0
18/19 Contracted orthodontic activity (UOA)	0
Carry forward orthodontic activity (UOA)	0
Baseline contract value	£12,027.50

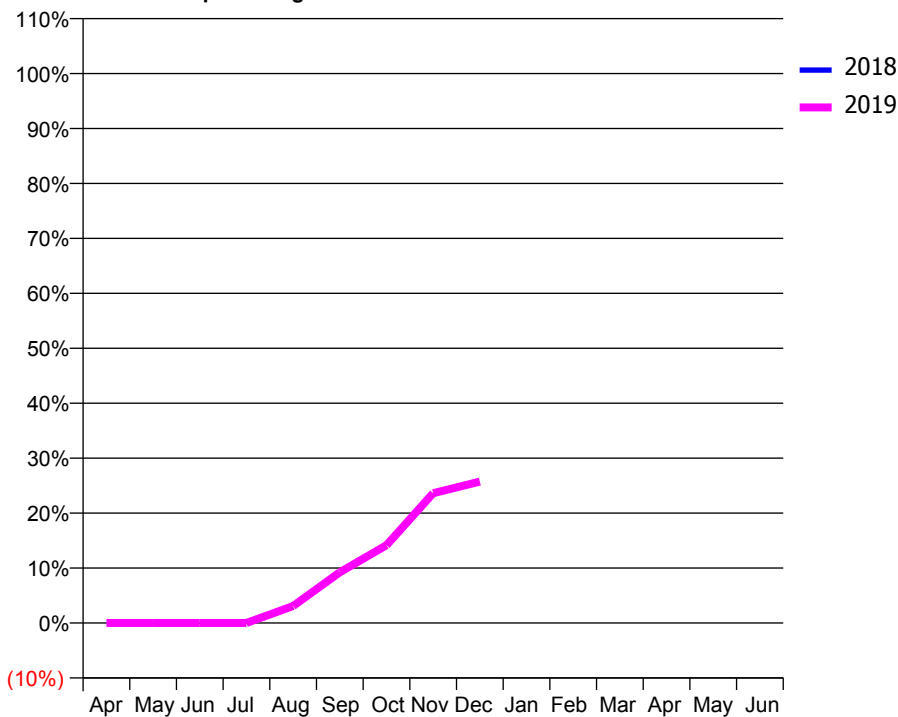
ACCESS*

Patients seen in 24 months	Total	Change since previous quarter
Quarter ending December 2017	0	
Quarter ending March 2018	0	
Quarter ending June 2018	0	
Quarter ending September 2018	17	↑
Quarter ending December 2018	51	↑
Variance since December 2017	N/A	



ACTIVITY

Cumulative percentage of contracted UDA delivered 2018 & 2019



Month	Adjusted Scheduled Activity (UDA)	
	2018	2019
April	0	0
May	0	0
June	0	0
July	0	0
August	0	13
September	0	39
October	0	60
November	0	100
December	0	109
January	0	
February	0	
March	0	
April	0	
May	0	
June	0	

QUALITY

	Quantity	Base Number	Contract	AT	Region	England
% of FP17s for the same patient ID Re-attending within 3 months - Children	0	19	0.0%	9.4%	12.3%	11.8%
% of FP17s for the same patient ID Re-attending within 3 months - Adults	0	20	0.0%	13.5%	15.8%	15.6%
% of FP17s for the same patient ID Re-attending between 3 & 9 months - Children	2	19	10.5%	60.3%	60.1%	58.8%
% of FP17s for the same patient ID Re-attending between 3 & 9 months - Adults	0	20	0.0%	54.3%	53.3%	51.0%
% of FP17s for Band 1 Urgent Courses	2	39	5.1%	7.3%	9.0%	9.0%
% of FP17s Relating to Free Repair or Replacements	0	39	0.0%	1.1%	1.0%	0.8%
% of FP17s Relating to Continuations	0	39	0.0%	1.1%	1.0%	0.9%
% of Patients satisfied with the dentistry they have received	0	0	N/A	94.5%	93.8%	93.2%
% of Patients satisfied with the time they had to wait for an appointment	0	0	N/A	88.5%	89.4%	88.3%

* This is based on patients treated on this contract for their most recent course of treatment. Figures in italics indicate the base number of FP17s or Patient Questionnaire responses are less than 100. N/A is shown where the base number of responses is less than 10 during the period. % is calculated as Quantity/Base number*100

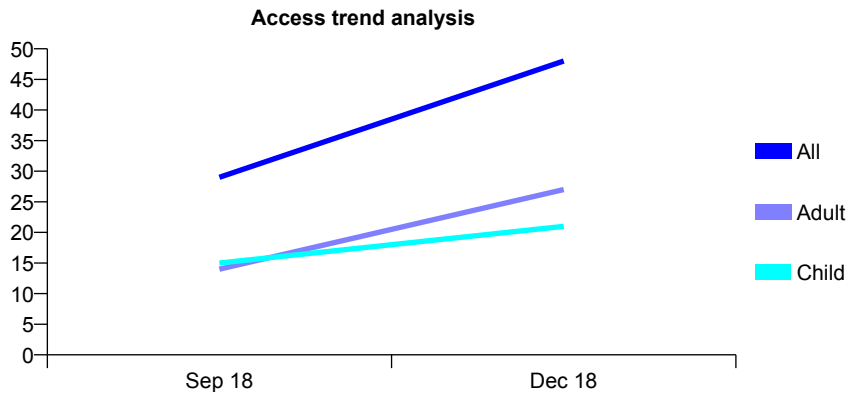
Q51 - Vital Signs At a Glance Contract Report for 100748/0000 - December 2018

Name or company name	Mr D Leung
Contract type name	GDS Contract
Purpose of contract	General
Contract start date	01/07/2018
Contract end date	31/03/2021

18/19 Contracted general activity (UDA)	279
Carry forward general activity (UDA)	0
18/19 Contracted orthodontic activity (UOA)	0
Carry forward orthodontic activity (UOA)	0
Baseline contract value	£7,895.70

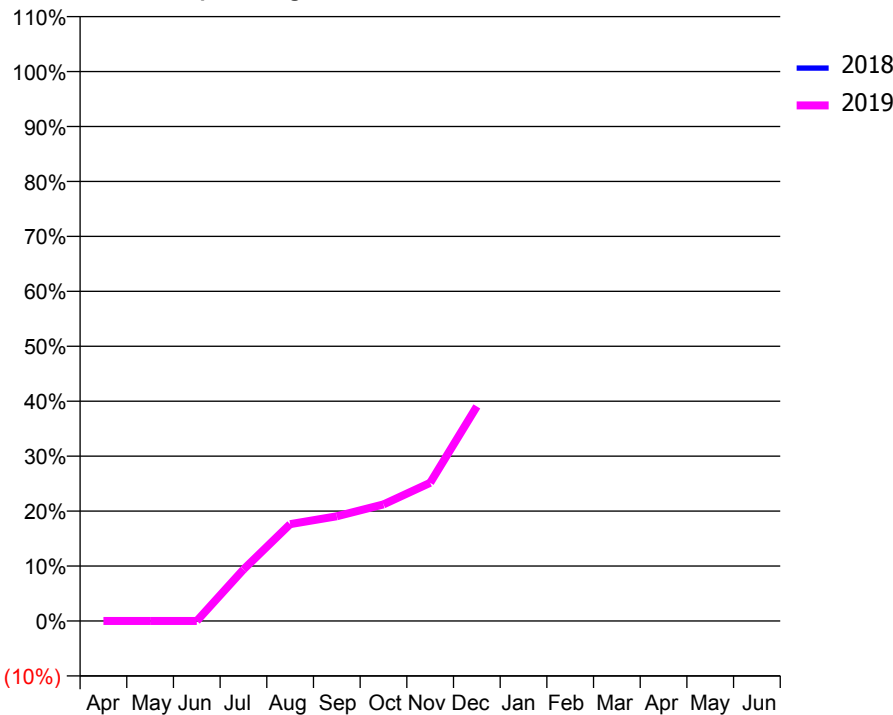
ACCESS*

Patients seen in 24 months	Total	Change since previous quarter
Quarter ending December 2017	0	
Quarter ending March 2018	0	
Quarter ending June 2018	0	
Quarter ending September 2018	29	↑
Quarter ending December 2018	48	↑
Variance since December 2017	N/A	



ACTIVITY

Cumulative percentage of contracted UDA delivered 2018 & 2019



Month	Adjusted Scheduled Activity (UDA)	
	2018	2019
April	0	0
May	0	0
June	0	0
July	0	26
August	0	49
September	0	53
October	0	59
November	0	70
December	0	109
January	0	
February	0	
March	0	
April	0	
May	0	
June	0	

QUALITY

	Quantity	Base Number	Contract	AT	Region	England
% of FP17s for the same patient ID Re-attending within 3 months - Children	0	28	0.0%	9.4%	12.3%	11.8%
% of FP17s for the same patient ID Re-attending within 3 months - Adults	2	26	7.7%	13.5%	15.8%	15.6%
% of FP17s for the same patient ID Re-attending between 3 & 9 months - Children	6	28	21.4%	60.3%	60.1%	58.8%
% of FP17s for the same patient ID Re-attending between 3 & 9 months - Adults	0	26	0.0%	54.3%	53.3%	51.0%
% of FP17s for Band 1 Urgent Courses	5	54	9.3%	7.3%	9.0%	9.0%
% of FP17s Relating to Free Repair or Replacements	0	54	0.0%	1.1%	1.0%	0.8%
% of FP17s Relating to Continuations	0	54	0.0%	1.1%	1.0%	0.9%
% of Patients satisfied with the dentistry they have received	0	0	N/A	94.5%	93.8%	93.2%
% of Patients satisfied with the time they had to wait for an appointment	0	0	N/A	88.5%	89.4%	88.3%

* This is based on patients treated on this contract for their most recent course of treatment. Figures in italics indicate the base number of FP17s or Patient Questionnaire responses are less than 100. N/A is shown where the base number of responses is less than 10 during the period. % is calculated as Quantity/Base number*100

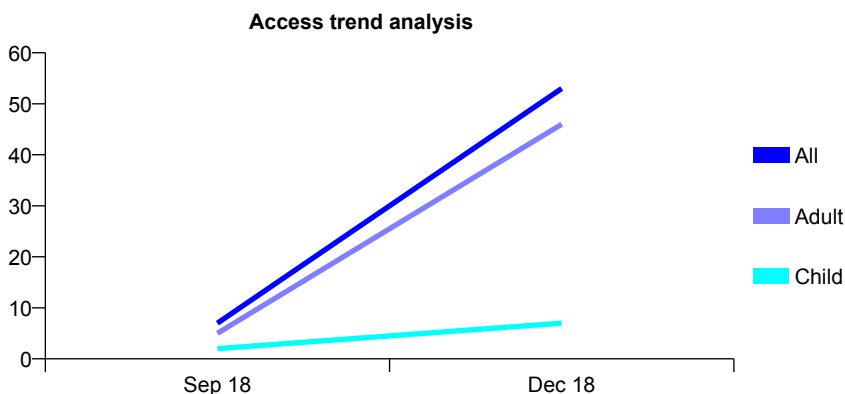
Q51 - Vital Signs At a Glance Contract Report for 100752/0000 - December 2018

Name or company name	Ridgeway Dental Practice
Contract type name	GDS Contract
Purpose of contract	General
Contract start date	01/07/2018
Contract end date	31/03/2021

18/19 Contracted general activity (UDA)	196
Carry forward general activity (UDA)	0
18/19 Contracted orthodontic activity (UOA)	0
Carry forward orthodontic activity (UOA)	0
Baseline contract value	£5,553.00

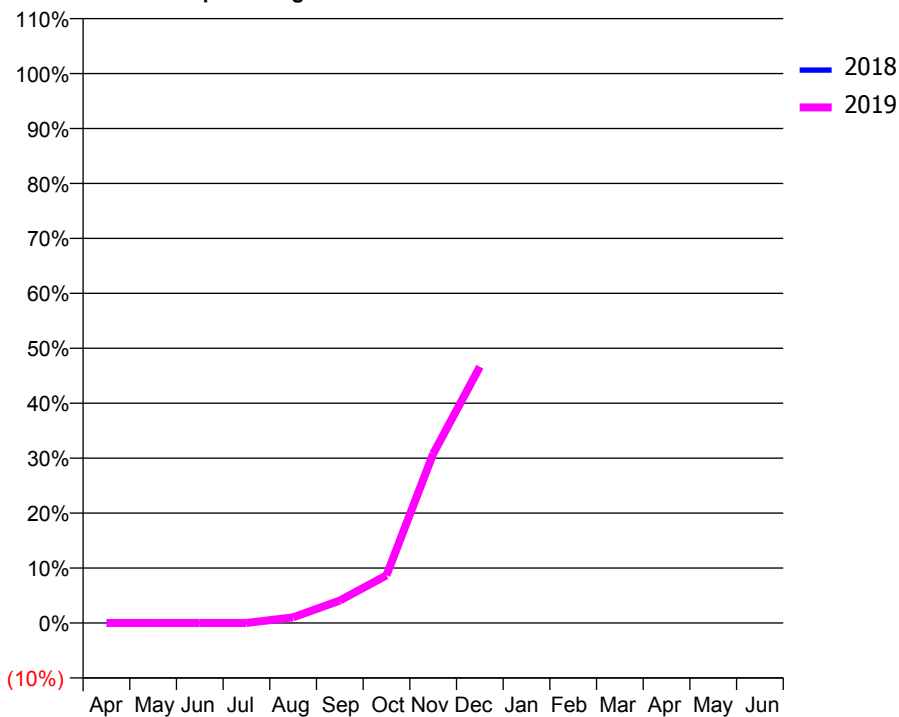
ACCESS*

Patients seen in 24 months	Total	Change since previous quarter
Quarter ending December 2017	0	
Quarter ending March 2018	0	
Quarter ending June 2018	0	
Quarter ending September 2018	7	↑
Quarter ending December 2018	53	↑
Variance since December 2017	N/A	



ACTIVITY

Cumulative percentage of contracted UDA delivered 2018 & 2019



Adjusted Scheduled Activity (UDA)

Month	2018	2019
April	0	0
May	0	0
June	0	0
July	0	0
August	0	2
September	0	8
October	0	17
November	0	60
December	0	91
January	0	
February	0	
March	0	
April	0	
May	0	
June	0	

QUALITY

	Quantity	Base Number	Contract	AT	Region	England
% of FP17s for the same patient ID Re-attending within 3 months - Children	0	8	0.0%	9.4%	12.3%	11.8%
% of FP17s for the same patient ID Re-attending within 3 months - Adults	2	42	4.8%	13.5%	15.8%	15.6%
% of FP17s for the same patient ID Re-attending between 3 & 9 months - Children	0	8	0.0%	60.3%	60.1%	58.8%
% of FP17s for the same patient ID Re-attending between 3 & 9 months - Adults	0	42	0.0%	54.3%	53.3%	51.0%
% of FP17s for Band 1 Urgent Courses	2	50	4.0%	7.3%	9.0%	9.0%
% of FP17s Relating to Free Repair or Replacements	0	50	0.0%	1.1%	1.0%	0.8%
% of FP17s Relating to Continuations	0	50	0.0%	1.1%	1.0%	0.9%
% of Patients satisfied with the dentistry they have received	0	0	N/A	94.5%	93.8%	93.2%
% of Patients satisfied with the time they had to wait for an appointment	0	0	N/A	88.5%	89.4%	88.3%

* This is based on patients treated on this contract for their most recent course of treatment. Figures in italics indicate the base number of FP17s or Patient Questionnaire responses are less than 100. N/A is shown where the base number of responses is less than 10 during the period. % is calculated as Quantity/Base number*100

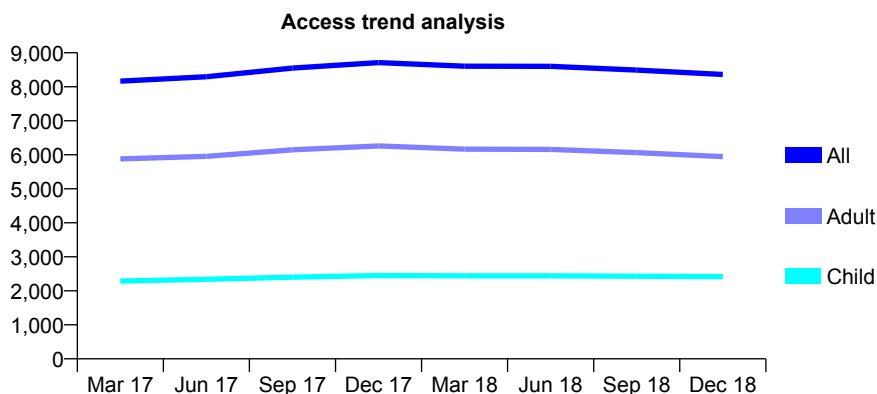
Q51 - Vital Signs At a Glance Contract Report for 101281/0026 - December 2018

Name or company name	OASIS DENTAL CARE LTD
Contract type name	GDS Contract
Purpose of contract	General
Contract start date	01/04/2006
Contract end date	

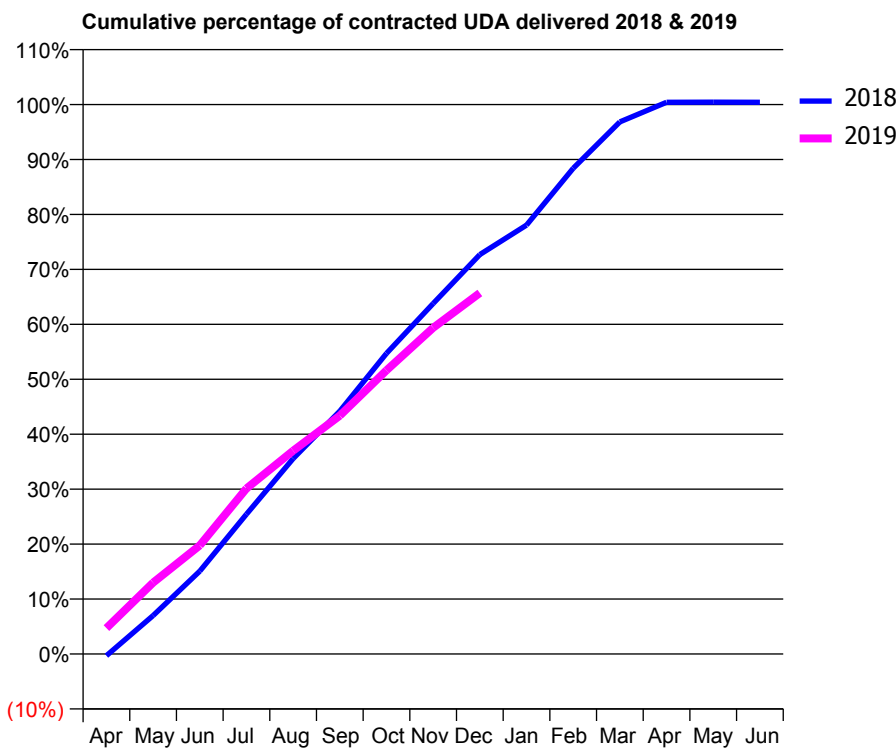
18/19 Contracted general activity (UDA)	25,823
Carry forward general activity (UDA)	-106
18/19 Contracted orthodontic activity (UOA)	0
Carry forward orthodontic activity (UOA)	0
Baseline contract value	£627,405.32

ACCESS*

Patients seen in 24 months	Total	Change since previous quarter
Quarter ending December 2017	8,710	
Quarter ending March 2018	8,606	↓
Quarter ending June 2018	8,602	→
Quarter ending September 2018	8,494	↓
Quarter ending December 2018	8,364	↓
Variance since December 2017	(4.0%)	↓



ACTIVITY



Month	Adjusted Scheduled Activity (UDA)	
	2018	2019
April	-87	1,219
May	1,806	3,358
June	3,893	5,104
July	6,573	7,777
August	9,181	9,551
September	11,417	11,201
October	14,130	13,331
November	16,472	15,332
December	18,774	16,968
January	20,158	
February	22,824	
March	25,004	
April	25,928	
May	25,936	
June	25,929	

QUALITY

	Quantity	Base Number	Contract	AT	Region	England
% of FP17s for the same patient ID Re-attending within 3 months - Children	203	2,627	7.7%	9.4%	12.3%	11.8%
% of FP17s for the same patient ID Re-attending within 3 months - Adults	617	6,038	10.2%	13.5%	15.8%	15.6%
% of FP17s for the same patient ID Re-attending between 3 & 9 months - Children	1,735	2,627	66.0%	60.3%	60.1%	58.8%
% of FP17s for the same patient ID Re-attending between 3 & 9 months - Adults	3,960	6,038	65.6%	54.3%	53.3%	51.0%
% of FP17s for Band 1 Urgent Courses	480	8,231	5.8%	7.3%	9.0%	9.0%
% of FP17s Relating to Free Repair or Replacements	132	8,231	1.6%	1.1%	1.0%	0.8%
% of FP17s Relating to Continuations	85	8,231	1.0%	1.1%	1.0%	0.9%
% of Patients satisfied with the dentistry they have received	1	2	N/A	94.5%	93.8%	93.2%
% of Patients satisfied with the time they had to wait for an appointment	2	2	N/A	88.5%	89.4%	88.3%

* This is based on patients treated on this contract for their most recent course of treatment. Figures in italics indicate the base number of FP17s or Patient Questionnaire responses are less than 100. N/A is shown where the base number of responses is less than 10 during the period. % is calculated as Quantity/Base number*100

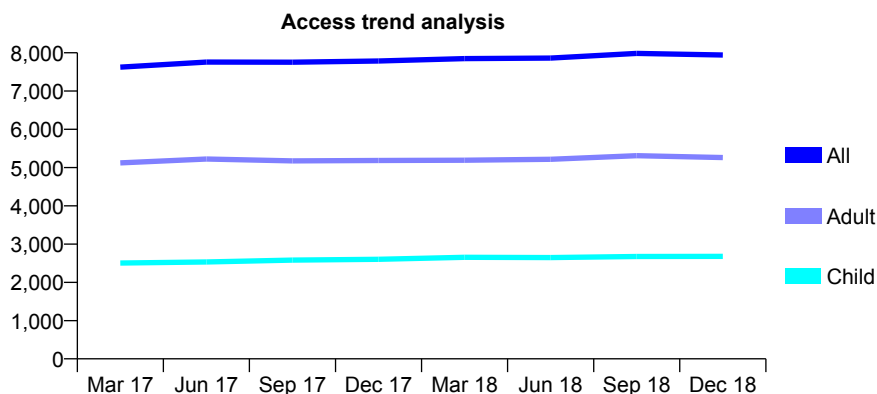
Q51 - Vital Signs At a Glance Contract Report for 101281/0179 - December 2018

Name or company name	OASIS DENTAL CARE LTD
Contract type name	GDS Contract
Purpose of contract	General
Contract start date	01/06/2008
Contract end date	

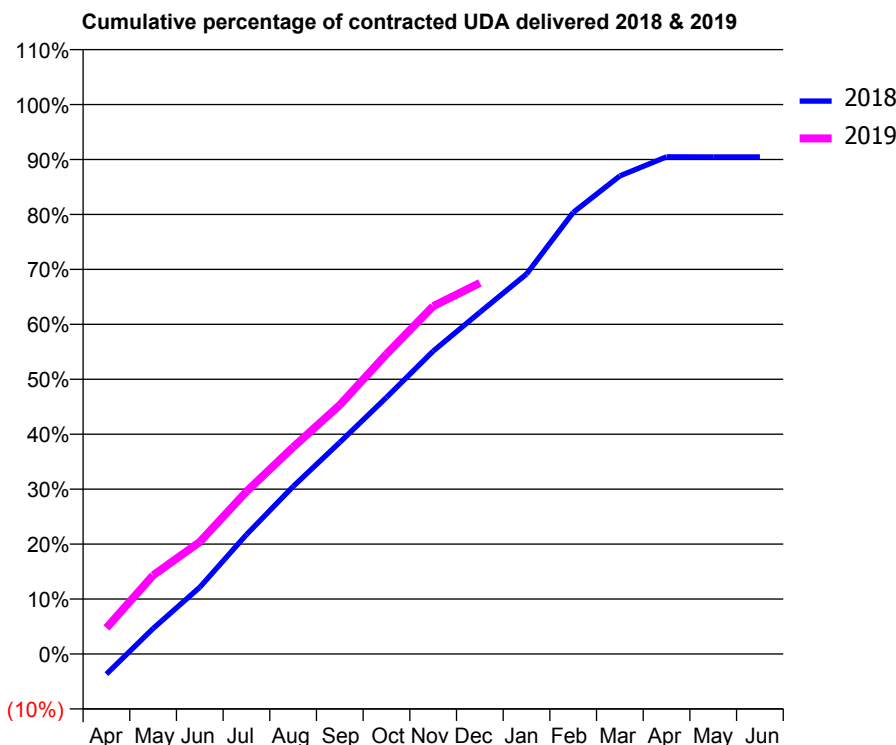
18/19 Contracted general activity (UDA)	25,086
Carry forward general activity (UDA)	0
18/19 Contracted orthodontic activity (UOA)	0
Carry forward orthodontic activity (UOA)	0
Baseline contract value	£746,451.45

ACCESS*

Patients seen in 24 months	Total	Change since previous quarter
Quarter ending December 2017	7,785	
Quarter ending March 2018	7,849	→
Quarter ending June 2018	7,864	→
Quarter ending September 2018	7,986	→
Quarter ending December 2018	7,943	→
Variance since December 2017	2.0%	↑



ACTIVITY



Month	Adjusted Scheduled Activity (UDA)	
	2018	2019
April	-924	1,192
May	1,164	3,596
June	3,046	5,118
July	5,450	7,417
August	7,651	9,447
September	9,661	11,366
October	11,717	13,694
November	13,830	15,882
December	15,600	16,940
January	17,349	
February	20,157	
March	21,830	
April	22,700	
May	22,692	
June	22,690	

QUALITY

	Quantity	Base Number	Contract	AT	Region	England
% of FP17s for the same patient ID Re-attending within 3 months - Children	167	2,904	5.8%	9.4%	12.3%	11.8%
% of FP17s for the same patient ID Re-attending within 3 months - Adults	431	5,162	8.3%	13.5%	15.8%	15.6%
% of FP17s for the same patient ID Re-attending between 3 & 9 months - Children	1,733	2,904	59.7%	60.3%	60.1%	58.8%
% of FP17s for the same patient ID Re-attending between 3 & 9 months - Adults	3,066	5,162	59.4%	54.3%	53.3%	51.0%
% of FP17s for Band 1 Urgent Courses	210	7,675	2.7%	7.3%	9.0%	9.0%
% of FP17s Relating to Free Repair or Replacements	86	7,675	1.1%	1.1%	1.0%	0.8%
% of FP17s Relating to Continuations	49	7,675	0.6%	1.1%	1.0%	0.9%
% of Patients satisfied with the dentistry they have received	1	1	N/A	94.5%	93.8%	93.2%
% of Patients satisfied with the time they had to wait for an appointment	1	1	N/A	88.5%	89.4%	88.3%

* This is based on patients treated on this contract for their most recent course of treatment. Figures in italics indicate the base number of FP17s or Patient Questionnaire responses are less than 100. N/A is shown where the base number of responses is less than 10 during the period. % is calculated as Quantity/Base number*100

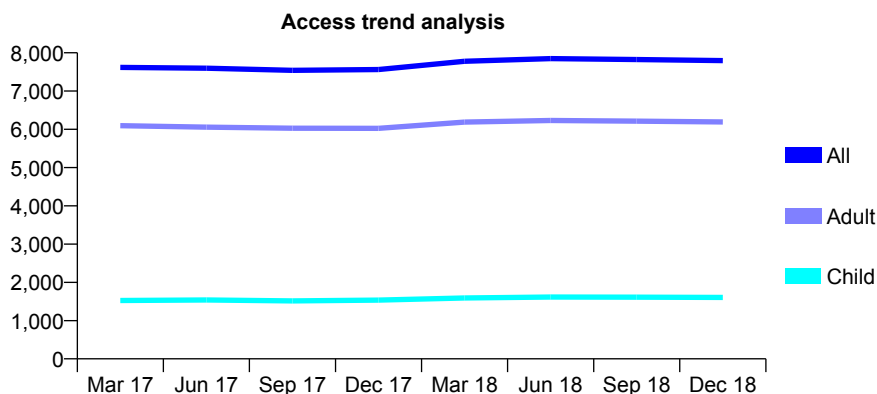
Q51 - Vital Signs At a Glance Contract Report for 101338/0069 - December 2018

Name or company name	Whitecross Dental Care Limited
Contract type name	GDS Contract
Purpose of contract	General and Orthodontic
Contract start date	01/11/2008
Contract end date	

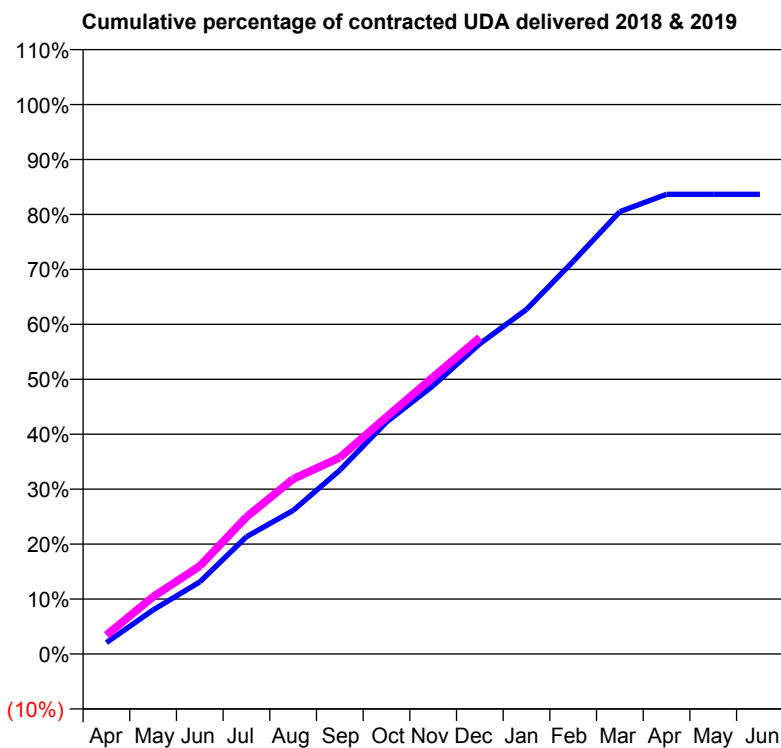
18/19 Contracted general activity (UDA)	24,277
Carry forward general activity (UDA)	0
18/19 Contracted orthodontic activity (UOA)	1,008
Carry forward orthodontic activity (UOA)	22
Baseline contract value	£773,707.98

ACCESS*

Patients seen in 24 months	Total	Change since previous quarter
Quarter ending December 2017	7,561	
Quarter ending March 2018	7,780	↑
Quarter ending June 2018	7,848	→
Quarter ending September 2018	7,825	→
Quarter ending December 2018	7,797	→
Variance since December 2017	3.1%	↑



ACTIVITY



Month	Adjusted Scheduled Activity (UDA)	
	2018	2019
April	507	836
May	1,946	2,531
June	3,184	3,887
July	5,182	6,054
August	6,342	7,732
September	8,119	8,678
October	10,248	10,474
November	11,855	12,235
December	13,708	13,985
January	15,226	
February	17,345	
March	19,544	
April	20,310	
May	20,309	
June	20,309	

QUALITY

	Quantity	Base Number	Contract	AT	Region	England
% of FP17s for the same patient ID Re-attending within 3 months - Children	120	1,739	6.9%	9.4%	12.3%	11.8%
% of FP17s for the same patient ID Re-attending within 3 months - Adults	706	5,750	12.3%	13.5%	15.8%	15.6%
% of FP17s for the same patient ID Re-attending between 3 & 9 months - Children	945	1,739	54.3%	60.3%	60.1%	58.8%
% of FP17s for the same patient ID Re-attending between 3 & 9 months - Adults	2,481	5,750	43.1%	54.3%	53.3%	51.0%
% of FP17s for Band 1 Urgent Courses	565	7,074	8.0%	7.3%	9.0%	9.0%
% of FP17s Relating to Free Repair or Replacements	69	7,074	1.0%	1.1%	1.0%	0.8%
% of FP17s Relating to Continuations	101	7,074	1.4%	1.1%	1.0%	0.9%
% of Patients satisfied with the dentistry they have received	5	5	N/A	94.5%	93.8%	93.2%
% of Patients satisfied with the time they had to wait for an appointment	4	5	N/A	88.5%	89.4%	88.3%

* This is based on patients treated on this contract for their most recent course of treatment. Figures in italics indicate the base number of FP17s or Patient Questionnaire responses are less than 100. N/A is shown where the base number of responses is less than 10 during the period. % is calculated as Quantity/Base number*100

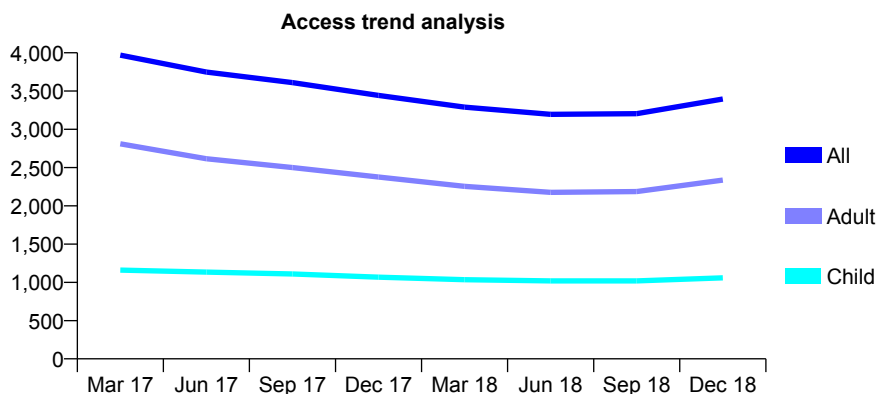
Q51 - Vital Signs At a Glance Contract Report for 101338/0086 - December 2018

Name or company name	Whitecross Dental Care Limited
Contract type name	GDS Contract
Purpose of contract	General
Contract start date	01/04/2009
Contract end date	

18/19 Contracted general activity (UDA)	13,567
Carry forward general activity (UDA)	0
18/19 Contracted orthodontic activity (UOA)	0
Carry forward orthodontic activity (UOA)	0
Baseline contract value	£386,624.12

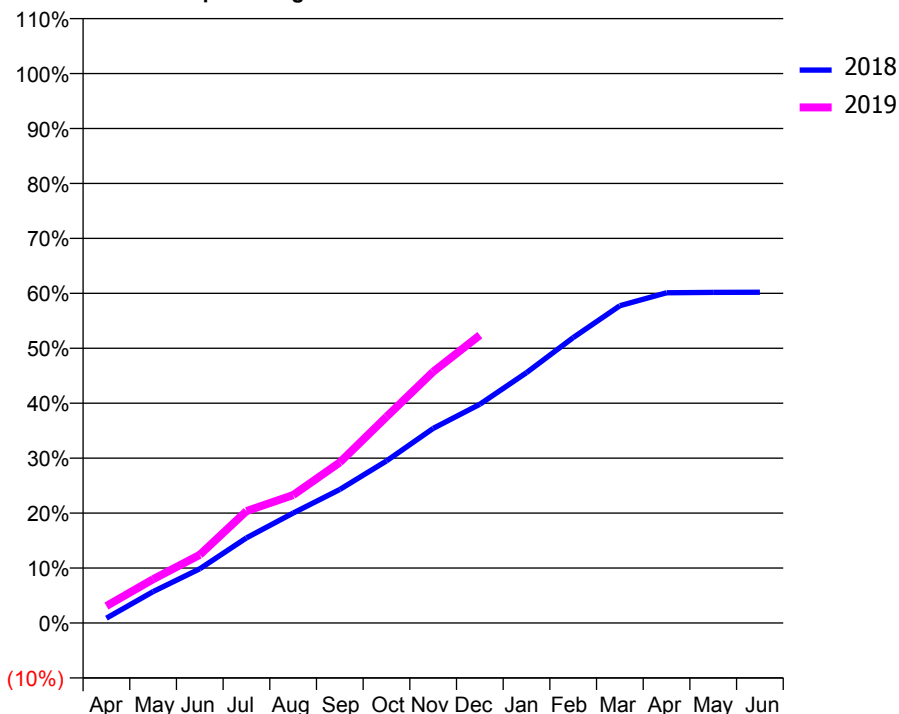
ACCESS*

Patients seen in 24 months	Total	Change since previous quarter
Quarter ending December 2017	3,444	
Quarter ending March 2018	3,290	↓
Quarter ending June 2018	3,195	↓
Quarter ending September 2018	3,205	→
Quarter ending December 2018	3,396	↑
Variance since December 2017	(1.4%)	↓



ACTIVITY

Cumulative percentage of contracted UDA delivered 2018 & 2019



Month	Adjusted Scheduled Activity (UDA)	
	2018	2019
April	120	421
May	776	1,082
June	1,338	1,683
July	2,103	2,764
August	2,715	3,158
September	3,298	3,967
October	4,003	5,091
November	4,805	6,204
December	5,401	7,106
January	6,183	
February	7,047	
March	7,834	
April	8,153	
May	8,162	
June	8,166	

QUALITY

	Quantity	Base Number	Contract	AT	Region	England
% of FP17s for the same patient ID Re-attending within 3 months - Children	49	1,013	4.8%	9.4%	12.3%	11.8%
% of FP17s for the same patient ID Re-attending within 3 months - Adults	183	2,196	8.3%	13.5%	15.8%	15.6%
% of FP17s for the same patient ID Re-attending between 3 & 9 months - Children	469	1,013	46.3%	60.3%	60.1%	58.8%
% of FP17s for the same patient ID Re-attending between 3 & 9 months - Adults	947	2,196	43.1%	54.3%	53.3%	51.0%
% of FP17s for Band 1 Urgent Courses	186	3,073	6.1%	7.3%	9.0%	9.0%
% of FP17s Relating to Free Repair or Replacements	46	3,073	1.5%	1.1%	1.0%	0.8%
% of FP17s Relating to Continuations	28	3,073	0.9%	1.1%	1.0%	0.9%
% of Patients satisfied with the dentistry they have received	1	1	N/A	94.5%	93.8%	93.2%
% of Patients satisfied with the time they had to wait for an appointment	1	1	N/A	88.5%	89.4%	88.3%

* This is based on patients treated on this contract for their most recent course of treatment. Figures in italics indicate the base number of FP17s or Patient Questionnaire responses are less than 100. N/A is shown where the base number of responses is less than 10 during the period. % is calculated as Quantity/Base number*100

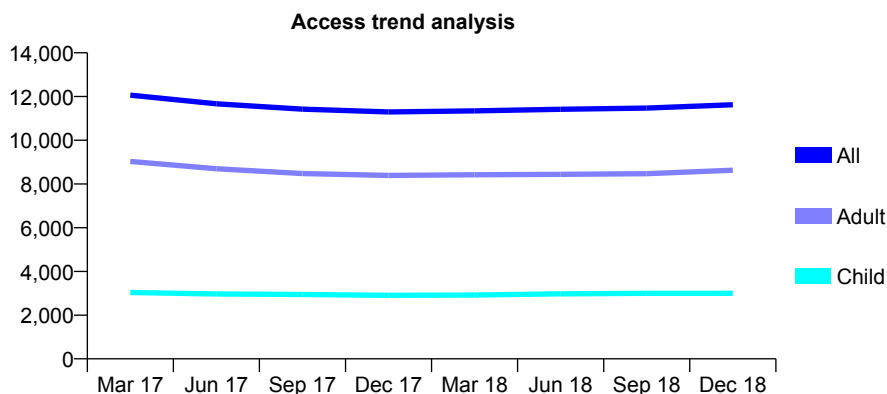
Q51 - Vital Signs At a Glance Contract Report for 101338/0090 - December 2018

Name or company name	Whitecross Dental Care Limited
Contract type name	GDS Contract
Purpose of contract	General
Contract start date	01/08/2009
Contract end date	

18/19 Contracted general activity (UDA)	36,924
Carry forward general activity (UDA)	0
18/19 Contracted orthodontic activity (UOA)	0
Carry forward orthodontic activity (UOA)	0
Baseline contract value	£1,074,705.61

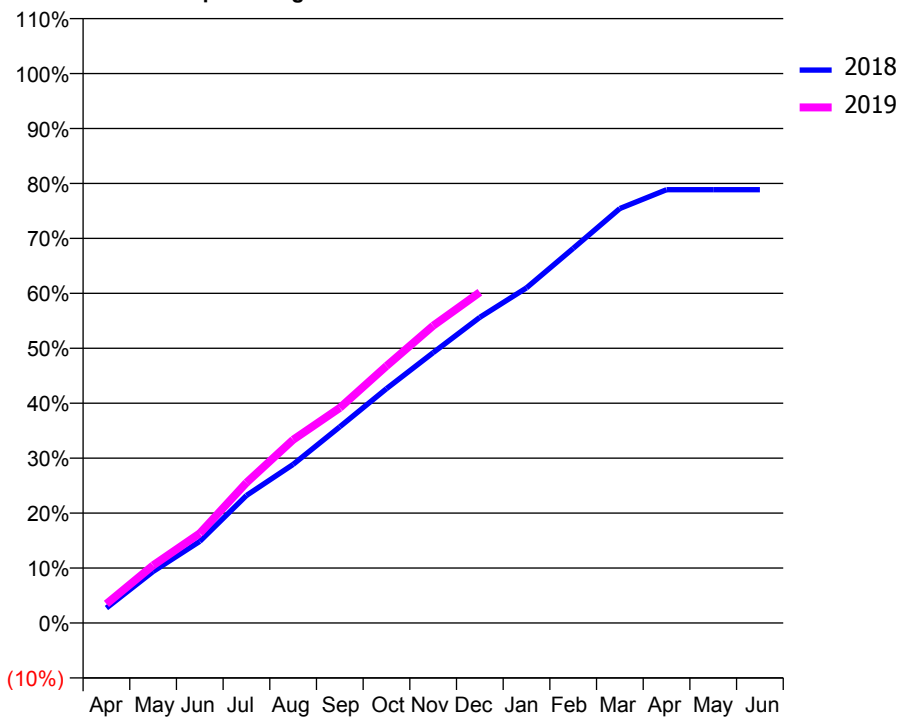
ACCESS*

Patients seen in 24 months	Total	Change since previous quarter
Quarter ending December 2017	11,292	
Quarter ending March 2018	11,342	→
Quarter ending June 2018	11,415	→
Quarter ending September 2018	11,470	→
Quarter ending December 2018	11,627	→
Variance since December 2017	3.0%	↑



ACTIVITY

Cumulative percentage of contracted UDA delivered 2018 & 2019



Month	Adjusted Scheduled Activity (UDA)	
	2018	2019
April	1,005	1,290
May	3,467	3,876
June	5,487	6,025
July	8,570	9,431
August	10,659	12,313
September	13,183	14,457
October	15,748	17,270
November	18,168	19,974
December	20,541	22,223
January	22,522	
February	25,170	
March	27,850	
April	29,121	
May	29,114	
June	29,113	

QUALITY

	Quantity	Base Number	Contract	AT	Region	England
% of FP17s for the same patient ID Re-attending within 3 months - Children	150	2,952	5.1%	9.4%	12.3%	11.8%
% of FP17s for the same patient ID Re-attending within 3 months - Adults	768	7,989	9.6%	13.5%	15.8%	15.6%
% of FP17s for the same patient ID Re-attending between 3 & 9 months - Children	1,514	2,952	51.3%	60.3%	60.1%	58.8%
% of FP17s for the same patient ID Re-attending between 3 & 9 months - Adults	3,796	7,989	47.5%	54.3%	53.3%	51.0%
% of FP17s for Band 1 Urgent Courses	539	10,439	5.2%	7.3%	9.0%	9.0%
% of FP17s Relating to Free Repair or Replacements	79	10,439	0.8%	1.1%	1.0%	0.8%
% of FP17s Relating to Continuations	137	10,439	1.3%	1.1%	1.0%	0.9%
% of Patients satisfied with the dentistry they have received	6	6	N/A	94.5%	93.8%	93.2%
% of Patients satisfied with the time they had to wait for an appointment	6	6	N/A	88.5%	89.4%	88.3%

* This is based on patients treated on this contract for their most recent course of treatment. Figures in italics indicate the base number of FP17s or Patient Questionnaire responses are less than 100. N/A is shown where the base number of responses is less than 10 during the period. % is calculated as Quantity/Base number*100

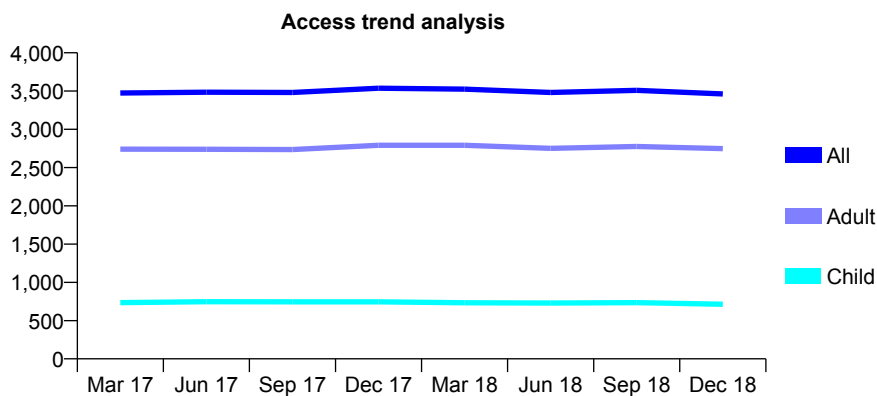
Q51 - Vital Signs At a Glance Contract Report for 101338/0093 - December 2018

Name or company name	Whitecross Dental Care Limited
Contract type name	GDS Contract
Purpose of contract	General
Contract start date	01/08/2009
Contract end date	

18/19 Contracted general activity (UDA)	10,563
Carry forward general activity (UDA)	391
18/19 Contracted orthodontic activity (UOA)	0
Carry forward orthodontic activity (UOA)	0
Baseline contract value	£281,480.33

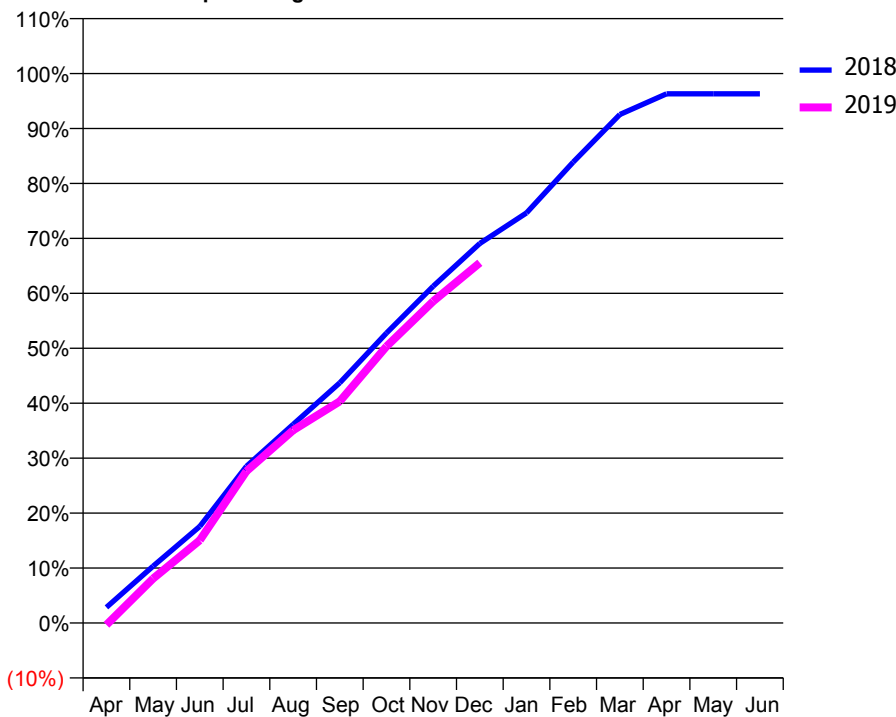
ACCESS*

Patients seen in 24 months	Total	Change since previous quarter
Quarter ending December 2017	3,537	
Quarter ending March 2018	3,525	→
Quarter ending June 2018	3,482	↓
Quarter ending September 2018	3,510	→
Quarter ending December 2018	3,462	↓
Variance since December 2017	(2.1%)	↓



ACTIVITY

Cumulative percentage of contracted UDA delivered 2018 & 2019



Month	Adjusted Scheduled Activity (UDA)	
	2018	2019
April	302	-37
May	1,094	855
June	1,856	1,590
July	3,013	2,918
August	3,818	3,706
September	4,617	4,262
October	5,575	5,318
November	6,474	6,184
December	7,296	6,925
January	7,883	
February	8,860	
March	9,776	
April	10,173	
May	10,173	
June	10,172	

QUALITY

	Quantity	Base Number	Contract	AT	Region	England
% of FP17s for the same patient ID Re-attending within 3 months - Children	56	745	7.5%	9.4%	12.3%	11.8%
% of FP17s for the same patient ID Re-attending within 3 months - Adults	321	2,723	11.8%	13.5%	15.8%	15.6%
% of FP17s for the same patient ID Re-attending between 3 & 9 months - Children	439	745	58.9%	60.3%	60.1%	58.8%
% of FP17s for the same patient ID Re-attending between 3 & 9 months - Adults	1,543	2,723	56.7%	54.3%	53.3%	51.0%
% of FP17s for Band 1 Urgent Courses	206	3,307	6.2%	7.3%	9.0%	9.0%
% of FP17s Relating to Free Repair or Replacements	14	3,307	0.4%	1.1%	1.0%	0.8%
% of FP17s Relating to Continuations	54	3,307	1.6%	1.1%	1.0%	0.9%
% of Patients satisfied with the dentistry they have received	6	6	N/A	94.5%	93.8%	93.2%
% of Patients satisfied with the time they had to wait for an appointment	6	6	N/A	88.5%	89.4%	88.3%

* This is based on patients treated on this contract for their most recent course of treatment. Figures in italics indicate the base number of FP17s or Patient Questionnaire responses are less than 100. N/A is shown where the base number of responses is less than 10 during the period. % is calculated as Quantity/Base number*100

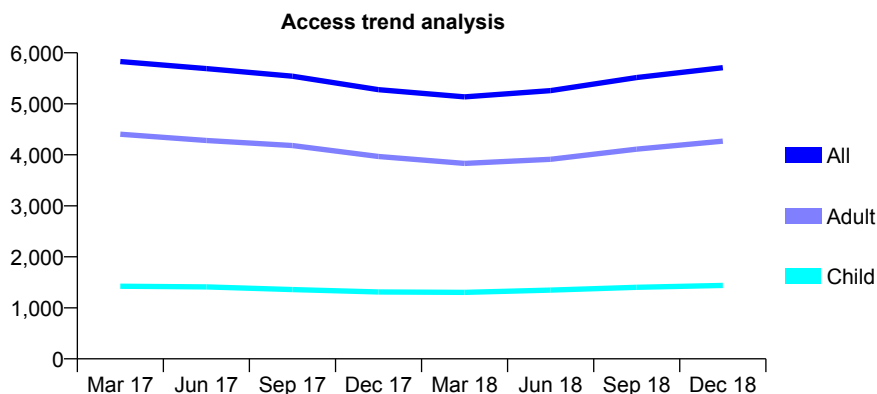
Q51 - Vital Signs At a Glance Contract Report for 101338/0108 - December 2018

Name or company name	Whitecross Dental Care Limited
Contract type name	GDS Contract
Purpose of contract	General
Contract start date	01/12/2009
Contract end date	

18/19 Contracted general activity (UDA)	18,070
Carry forward general activity (UDA)	0
18/19 Contracted orthodontic activity (UOA)	0
Carry forward orthodontic activity (UOA)	0
Baseline contract value	£490,363.54

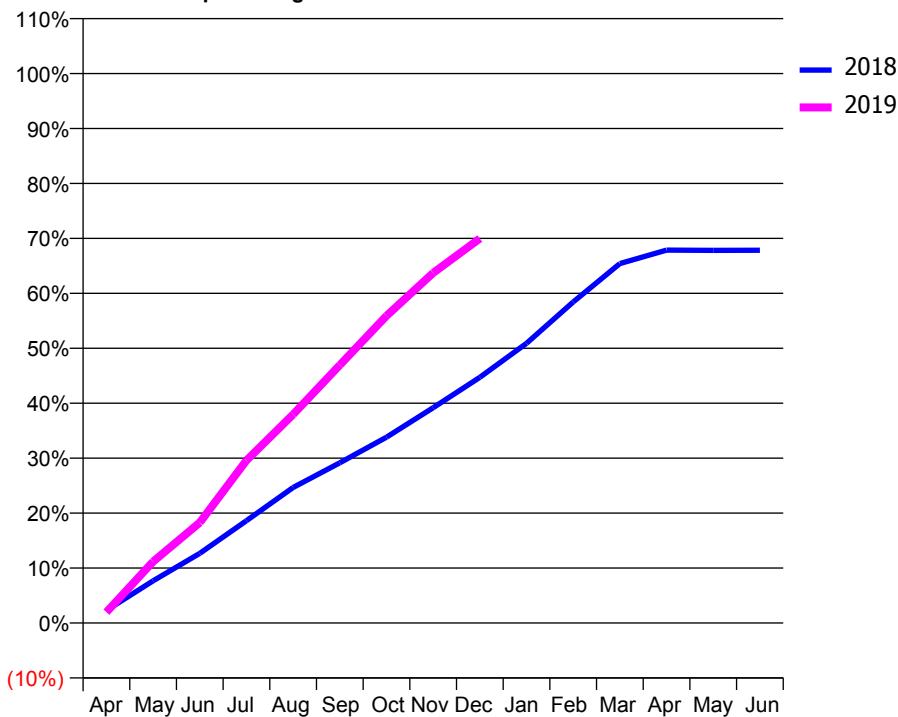
ACCESS*

Patients seen in 24 months	Total	Change since previous quarter
Quarter ending December 2017	5,277	
Quarter ending March 2018	5,136	↓
Quarter ending June 2018	5,260	↑
Quarter ending September 2018	5,514	↑
Quarter ending December 2018	5,709	↑
Variance since December 2017	8.2%	↑



ACTIVITY

Cumulative percentage of contracted UDA delivered 2018 & 2019



Month	Adjusted Scheduled Activity (UDA)	
	2018	2019
April	413	356
May	1,386	2,020
June	2,291	3,303
July	3,364	5,348
August	4,459	6,858
September	5,269	8,482
October	6,111	10,100
November	7,079	11,512
December	8,081	12,643
January	9,200	
February	10,558	
March	11,820	
April	12,261	
May	12,255	
June	12,257	

QUALITY

	Quantity	Base Number	Contract	AT	Region	England
% of FP17s for the same patient ID Re-attending within 3 months - Children	80	1,533	5.2%	9.4%	12.3%	11.8%
% of FP17s for the same patient ID Re-attending within 3 months - Adults	454	4,621	9.8%	13.5%	15.8%	15.6%
% of FP17s for the same patient ID Re-attending between 3 & 9 months - Children	660	1,533	43.1%	60.3%	60.1%	58.8%
% of FP17s for the same patient ID Re-attending between 3 & 9 months - Adults	2,045	4,621	44.3%	54.3%	53.3%	51.0%
% of FP17s for Band 1 Urgent Courses	388	5,927	6.5%	7.3%	9.0%	9.0%
% of FP17s Relating to Free Repair or Replacements	46	5,927	0.8%	1.1%	1.0%	0.8%
% of FP17s Relating to Continuations	71	5,927	1.2%	1.1%	1.0%	0.9%
% of Patients satisfied with the dentistry they have received	1	1	N/A	94.5%	93.8%	93.2%
% of Patients satisfied with the time they had to wait for an appointment	1	1	N/A	88.5%	89.4%	88.3%

* This is based on patients treated on this contract for their most recent course of treatment. Figures in italics indicate the base number of FP17s or Patient Questionnaire responses are less than 100. N/A is shown where the base number of responses is less than 10 during the period. % is calculated as Quantity/Base number*100

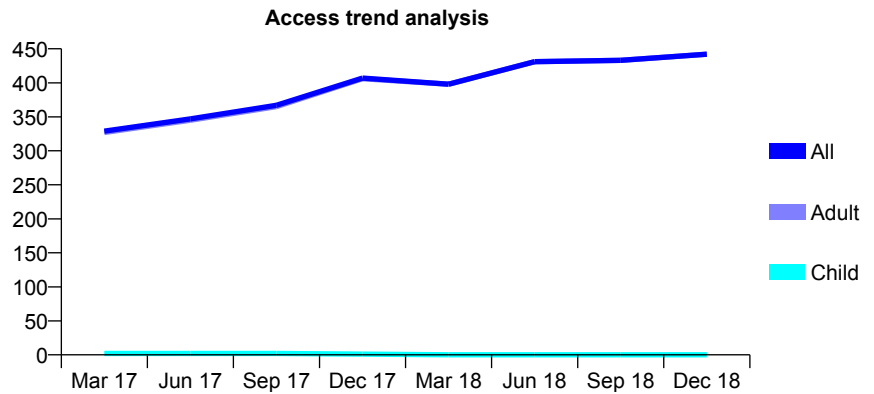
Q51 - Vital Signs At a Glance Contract Report for 101338/0153 - December 2018

Name or company name	Whitecross Dental Care Limited
Contract type name	PDS Contract
Purpose of contract	General
Contract start date	01/05/2015
Contract end date	30/04/2020

18/19 Contracted general activity (UDA)	1,800
Carry forward general activity (UDA)	0
18/19 Contracted orthodontic activity (UOA)	0
Carry forward orthodontic activity (UOA)	0
Baseline contract value	£77,444.38

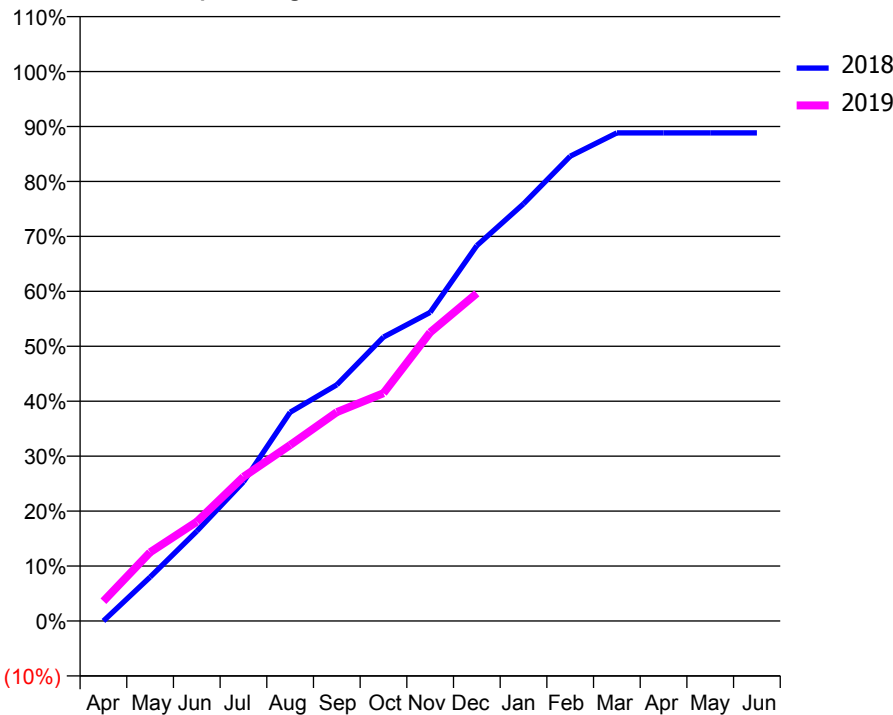
ACCESS*

Patients seen in 24 months	Total	Change since previous quarter
Quarter ending December 2017	407	
Quarter ending March 2018	398	↓
Quarter ending June 2018	431	↑
Quarter ending September 2018	433	→
Quarter ending December 2018	442	↑
Variance since December 2017	8.6%	↑



ACTIVITY

Cumulative percentage of contracted UDA delivered 2018 & 2019



Month	Adjusted Scheduled Activity (UDA)	
	2018	2019
April	0	65
May	96	225
June	196	325
July	304	472
August	456	576
September	516	684
October	620	746
November	674	945
December	820	1,073
January	911	
February	1,015	
March	1,066	
April	1,066	
May	1,066	
June	1,066	

QUALITY

	Quantity	Base Number	Contract	AT	Region	England
% of FP17s for the same patient ID Re-attending within 3 months - Children	0	0	N/A	9.4%	12.3%	11.8%
% of FP17s for the same patient ID Re-attending within 3 months - Adults	37	407	9.1%	13.5%	15.8%	15.6%
% of FP17s for the same patient ID Re-attending between 3 & 9 months - Children	0	0	N/A	60.3%	60.1%	58.8%
% of FP17s for the same patient ID Re-attending between 3 & 9 months - Adults	2	407	0.5%	54.3%	53.3%	51.0%
% of FP17s for Band 1 Urgent Courses	2	407	0.5%	7.3%	9.0%	9.0%
% of FP17s Relating to Free Repair or Replacements	0	407	0.0%	1.1%	1.0%	0.8%
% of FP17s Relating to Continuations	0	407	0.0%	1.1%	1.0%	0.9%
% of Patients satisfied with the dentistry they have received	0	0	N/A	94.5%	93.8%	93.2%
% of Patients satisfied with the time they had to wait for an appointment	0	0	N/A	88.5%	89.4%	88.3%

* This is based on patients treated on this contract for their most recent course of treatment. Figures in italics indicate the base number of FP17s or Patient Questionnaire responses are less than 100. N/A is shown where the base number of responses is less than 10 during the period. % is calculated as Quantity/Base number*100

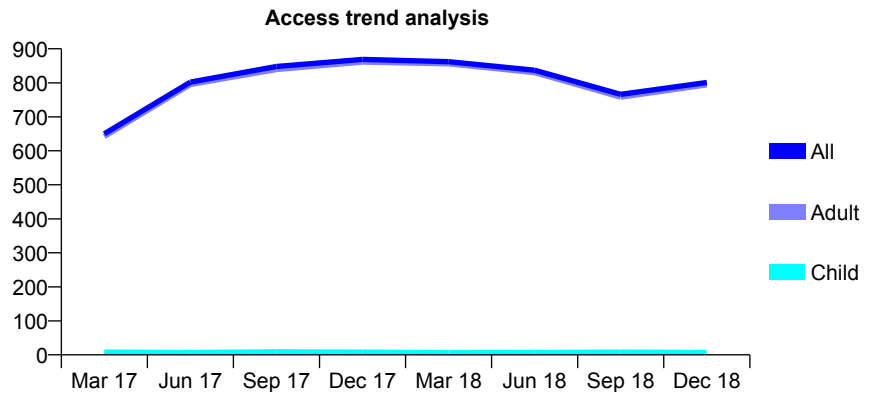
Q51 - Vital Signs At a Glance Contract Report for 101338/0154 - December 2018

Name or company name	Whitecross Dental Care Limited
Contract type name	PDS Contract
Purpose of contract	General
Contract start date	01/05/2015
Contract end date	30/04/2020

18/19 Contracted general activity (UDA)	2,565
Carry forward general activity (UDA)	0
18/19 Contracted orthodontic activity (UOA)	0
Carry forward orthodontic activity (UOA)	0
Baseline contract value	£109,712.88

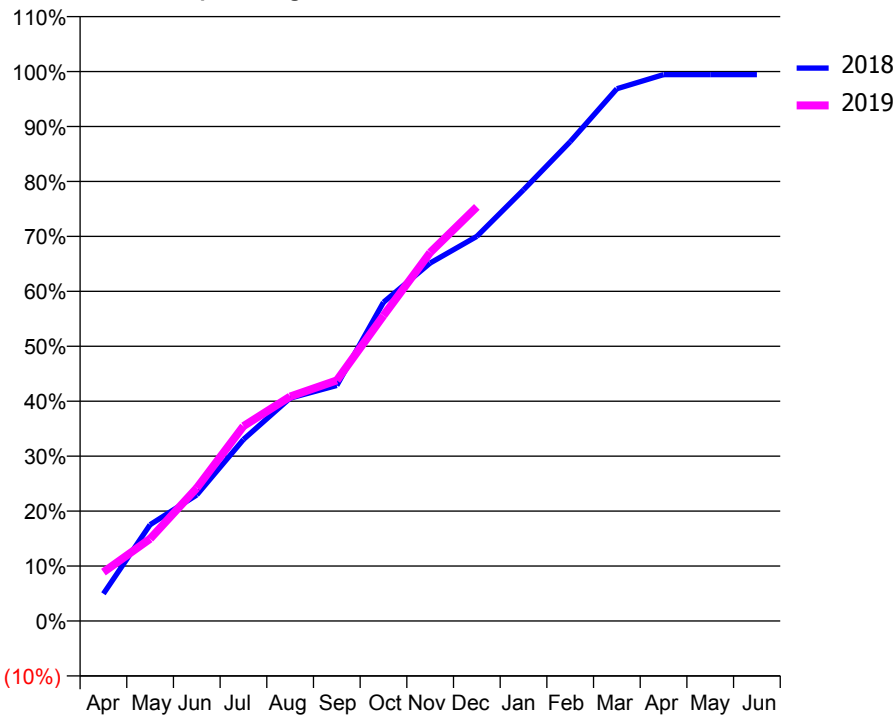
ACCESS*

Patients seen in 24 months	Total	Change since previous quarter
Quarter ending December 2017	869	
Quarter ending March 2018	862	→
Quarter ending June 2018	837	↓
Quarter ending September 2018	766	↓
Quarter ending December 2018	801	↑
Variance since December 2017	(7.8%)	↓



ACTIVITY

Cumulative percentage of contracted UDA delivered 2018 & 2019



Month	Adjusted Scheduled Activity (UDA)	
	2018	2019
April	156	228
May	552	384
June	723	621
July	1,041	910
August	1,278	1,048
September	1,350	1,123
October	1,827	1,426
November	2,052	1,720
December	2,205	1,933
January	2,472	
February	2,748	
March	3,051	
April	3,132	
May	3,132	
June	3,132	

QUALITY

	Quantity	Base Number	Contract	AT	Region	England
% of FP17s for the same patient ID Re-attending within 3 months - Children	2	13	15.4%	9.4%	12.3%	11.8%
% of FP17s for the same patient ID Re-attending within 3 months - Adults	58	659	8.8%	13.5%	15.8%	15.6%
% of FP17s for the same patient ID Re-attending between 3 & 9 months - Children	0	13	0.0%	60.3%	60.1%	58.8%
% of FP17s for the same patient ID Re-attending between 3 & 9 months - Adults	11	659	1.7%	54.3%	53.3%	51.0%
% of FP17s for Band 1 Urgent Courses	0	645	0.0%	7.3%	9.0%	9.0%
% of FP17s Relating to Free Repair or Replacements	0	645	0.0%	1.1%	1.0%	0.8%
% of FP17s Relating to Continuations	0	645	0.0%	1.1%	1.0%	0.9%
% of Patients satisfied with the dentistry they have received	1	1	N/A	94.5%	93.8%	93.2%
% of Patients satisfied with the time they had to wait for an appointment	1	1	N/A	88.5%	89.4%	88.3%

* This is based on patients treated on this contract for their most recent course of treatment. Figures in italics indicate the base number of FP17s or Patient Questionnaire responses are less than 100. N/A is shown where the base number of responses is less than 10 during the period. % is calculated as Quantity/Base number*100

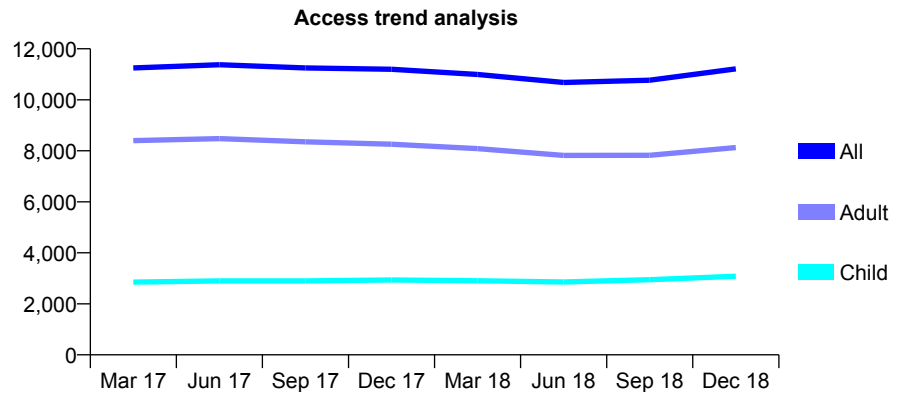
Q51 - Vital Signs At a Glance Contract Report for 101338/0155 - December 2018

Name or company name	Whitecross Dental Care Limited
Contract type name	GDS Contract
Purpose of contract	General
Contract start date	01/06/2015
Contract end date	

18/19 Contracted general activity (UDA)	42,692
Carry forward general activity (UDA)	0
18/19 Contracted orthodontic activity (UOA)	0
Carry forward orthodontic activity (UOA)	0
Baseline contract value	£1,217,223.90

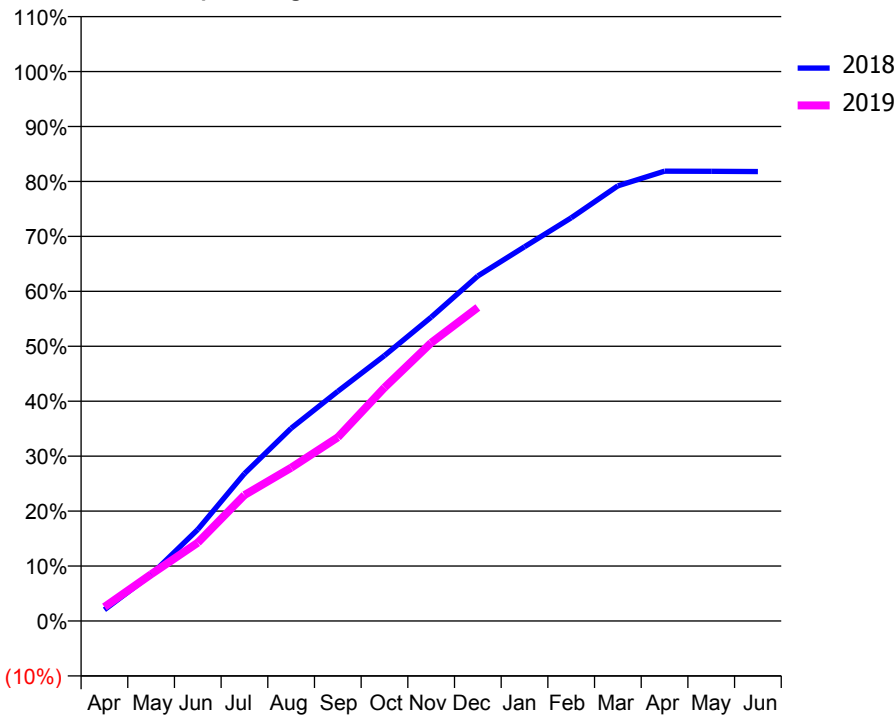
ACCESS*

Patients seen in 24 months	Total	Change since previous quarter
Quarter ending December 2017	11,197	
Quarter ending March 2018	10,992	↓
Quarter ending June 2018	10,680	↓
Quarter ending September 2018	10,769	→
Quarter ending December 2018	11,214	↑
Variance since December 2017	0.2%	→



ACTIVITY

Cumulative percentage of contracted UDA delivered 2018 & 2019



Month	Adjusted Scheduled Activity (UDA)	
	2018	2019
April	872	1,090
May	3,595	3,631
June	7,110	6,086
July	11,449	9,788
August	14,972	11,906
September	17,842	14,267
October	20,618	18,135
November	23,603	21,618
December	26,805	24,359
January	29,075	
February	31,323	
March	33,807	
April	34,946	
May	34,944	
June	34,916	

QUALITY

	Quantity	Base Number	Contract	AT	Region	England
% of FP17s for the same patient ID Re-attending within 3 months - Children	180	3,645	4.9%	9.4%	12.3%	11.8%
% of FP17s for the same patient ID Re-attending within 3 months - Adults	647	7,814	8.3%	13.5%	15.8%	15.6%
% of FP17s for the same patient ID Re-attending between 3 & 9 months - Children	2,069	3,645	56.8%	60.3%	60.1%	58.8%
% of FP17s for the same patient ID Re-attending between 3 & 9 months - Adults	3,667	7,814	46.9%	54.3%	53.3%	51.0%
% of FP17s for Band 1 Urgent Courses	339	10,940	3.1%	7.3%	9.0%	9.0%
% of FP17s Relating to Free Repair or Replacements	97	10,940	0.9%	1.1%	1.0%	0.8%
% of FP17s Relating to Continuations	146	10,940	1.3%	1.1%	1.0%	0.9%
% of Patients satisfied with the dentistry they have received	5	6	N/A	94.5%	93.8%	93.2%
% of Patients satisfied with the time they had to wait for an appointment	4	6	N/A	88.5%	89.4%	88.3%

* This is based on patients treated on this contract for their most recent course of treatment. Figures in italics indicate the base number of FP17s or Patient Questionnaire responses are less than 100. N/A is shown where the base number of responses is less than 10 during the period. % is calculated as Quantity/Base number*100

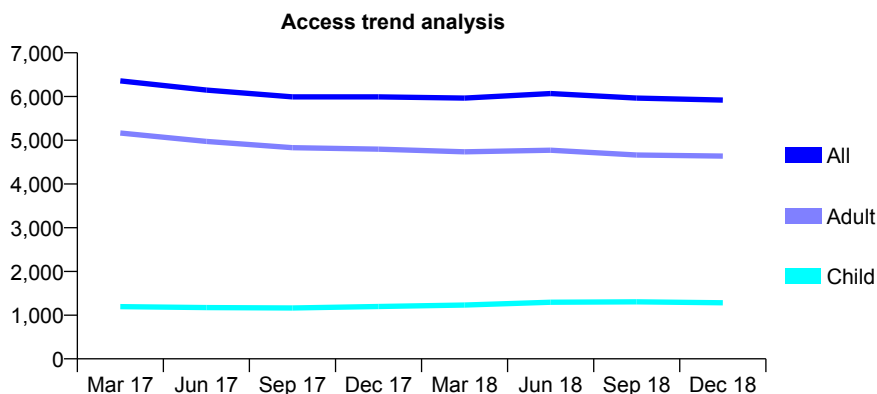
Q51 - Vital Signs At a Glance Contract Report for 101370/0005 - December 2018

Name or company name	Petrie Tucker & Partners Ltd
Contract type name	GDS Contract
Purpose of contract	General and Orthodontic
Contract start date	01/04/2006
Contract end date	

18/19 Contracted general activity (UDA)	24,146
Carry forward general activity (UDA)	0
18/19 Contracted orthodontic activity (UOA)	630
Carry forward orthodontic activity (UOA)	-13
Baseline contract value	£744,692.90

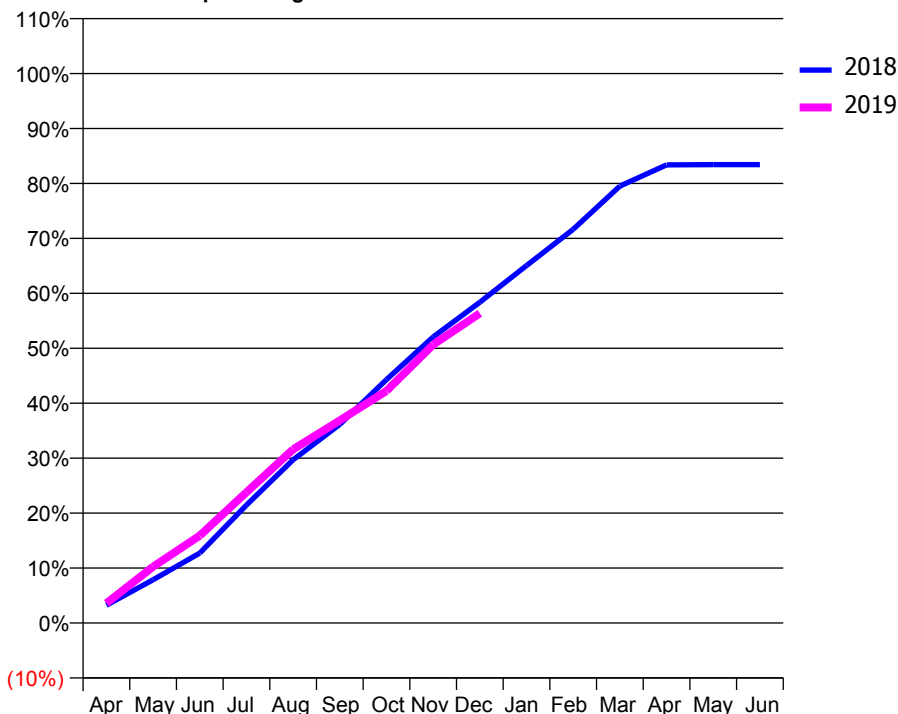
ACCESS*

Patients seen in 24 months	Total	Change since previous quarter
Quarter ending December 2017	5,991	
Quarter ending March 2018	5,964	→
Quarter ending June 2018	6,067	→
Quarter ending September 2018	5,966	↓
Quarter ending December 2018	5,919	→
Variance since December 2017	(1.2%)	↓



ACTIVITY

Cumulative percentage of contracted UDA delivered 2018 & 2019



Month	Adjusted Scheduled Activity (UDA)	
	2018	2019
April	781	871
May	1,901	2,478
June	3,076	3,841
July	5,184	5,743
August	7,173	7,632
September	8,730	8,903
October	10,699	10,200
November	12,571	12,233
December	14,094	13,607
January	15,707	
February	17,299	
March	19,201	
April	20,128	
May	20,140	
June	20,140	

QUALITY

	Quantity	Base Number	Contract	AT	Region	England
% of FP17s for the same patient ID Re-attending within 3 months - Children	122	1,481	8.2%	9.4%	12.3%	11.8%
% of FP17s for the same patient ID Re-attending within 3 months - Adults	550	4,736	11.6%	13.5%	15.8%	15.6%
% of FP17s for the same patient ID Re-attending between 3 & 9 months - Children	833	1,481	56.2%	60.3%	60.1%	58.8%
% of FP17s for the same patient ID Re-attending between 3 & 9 months - Adults	2,673	4,736	56.4%	54.3%	53.3%	51.0%
% of FP17s for Band 1 Urgent Courses	383	5,781	6.6%	7.3%	9.0%	9.0%
% of FP17s Relating to Free Repair or Replacements	66	5,781	1.1%	1.1%	1.0%	0.8%
% of FP17s Relating to Continuations	83	5,781	1.4%	1.1%	1.0%	0.9%
% of Patients satisfied with the dentistry they have received	4	5	N/A	94.5%	93.8%	93.2%
% of Patients satisfied with the time they had to wait for an appointment	5	5	N/A	88.5%	89.4%	88.3%

* This is based on patients treated on this contract for their most recent course of treatment. Figures in italics indicate the base number of FP17s or Patient Questionnaire responses are less than 100. N/A is shown where the base number of responses is less than 10 during the period. % is calculated as Quantity/Base number*100

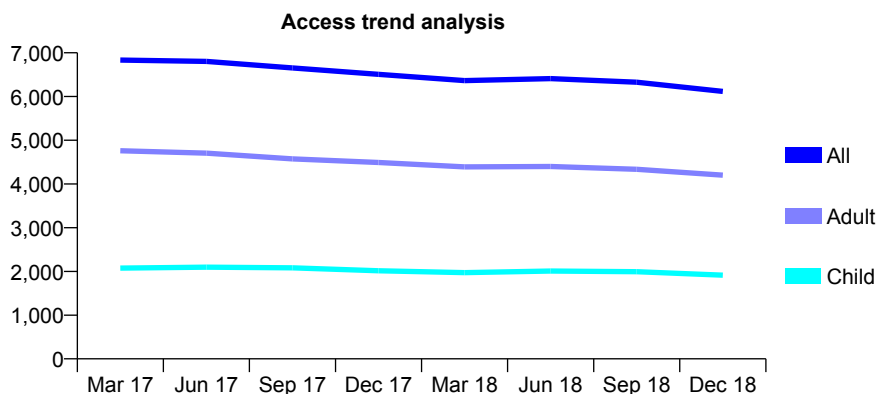
Q51 - Vital Signs At a Glance Contract Report for 101370/0010 - December 2018

Name or company name	Petrie Tucker & Partners Ltd
Contract type name	Pilot Contract
Purpose of contract	General
Contract start date	01/04/2006
Contract end date	

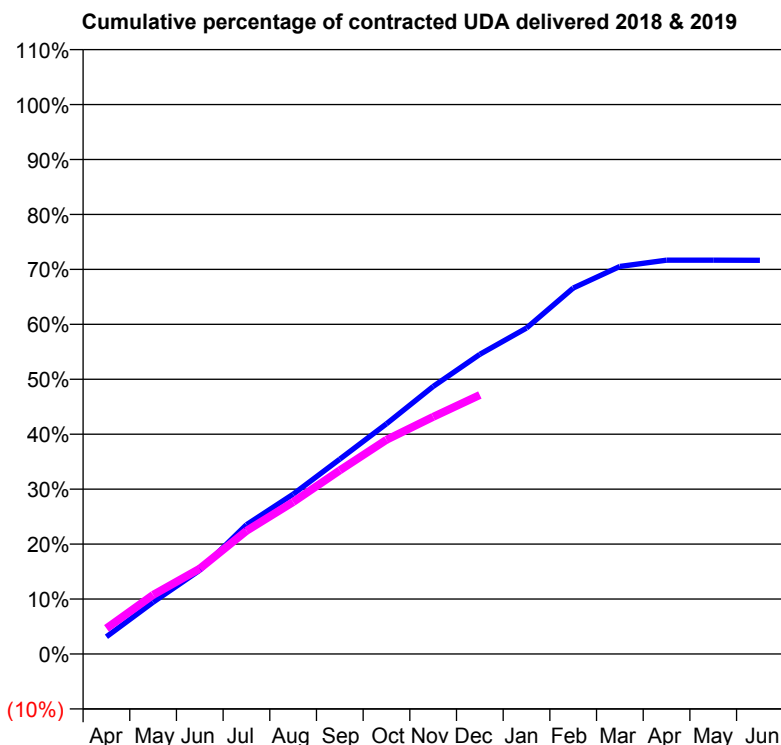
18/19 Contracted general activity (UDA)	20,443
Carry forward general activity (UDA)	0
18/19 Contracted orthodontic activity (UOA)	0
Carry forward orthodontic activity (UOA)	0
Baseline contract value	£567,206.36

ACCESS*

Patients seen in 24 months	Total	Change since previous quarter
Quarter ending December 2017	6,506	
Quarter ending March 2018	6,363	↓
Quarter ending June 2018	6,409	→
Quarter ending September 2018	6,327	↓
Quarter ending December 2018	6,118	↓
Variance since December 2017	(6.0%)	↓



ACTIVITY



Month	Adjusted Scheduled Activity (UDA)	
	2018	2019
April	641	956
May	1,927	2,198
June	3,119	3,179
July	4,811	4,579
August	5,946	5,651
September	7,249	6,836
October	8,564	7,969
November	9,952	8,822
December	11,150	9,639
January	12,129	
February	13,615	
March	14,421	
April	14,650	
May	14,653	
June	14,649	

QUALITY

	Quantity	Base Number	Contract	AT	Region	England
% of FP17s for the same patient ID Re-attending within 3 months - Children	30	1,341	2.2%	9.4%	12.3%	11.8%
% of FP17s for the same patient ID Re-attending within 3 months - Adults	106	2,893	3.7%	13.5%	15.8%	15.6%
% of FP17s for the same patient ID Re-attending between 3 & 9 months - Children	493	1,341	36.8%	60.3%	60.1%	58.8%
% of FP17s for the same patient ID Re-attending between 3 & 9 months - Adults	1,212	2,893	41.9%	54.3%	53.3%	51.0%
% of FP17s for Band 1 Urgent Courses	10	4,109	0.2%	7.3%	9.0%	9.0%
% of FP17s Relating to Free Repair or Replacements	11	4,109	0.3%	1.1%	1.0%	0.8%
% of FP17s Relating to Continuations	26	4,109	0.6%	1.1%	1.0%	0.9%
% of Patients satisfied with the dentistry they have received	2	2	N/A	94.5%	93.8%	93.2%
% of Patients satisfied with the time they had to wait for an appointment	1	2	N/A	88.5%	89.4%	88.3%

* This is based on patients treated on this contract for their most recent course of treatment. Figures in italics indicate the base number of FP17s or Patient Questionnaire responses are less than 100. N/A is shown where the base number of responses is less than 10 during the period. % is calculated as Quantity/Base number*100

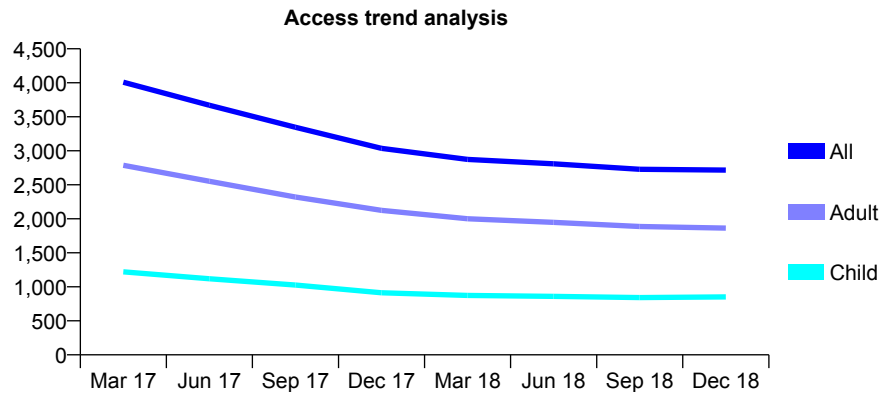
Q51 - Vital Signs At a Glance Contract Report for 101370/0069 - December 2018

Name or company name	Whitecross Dental Care Limited
Contract type name	GDS Contract
Purpose of contract	General
Contract start date	26/05/2006
Contract end date	

18/19 Contracted general activity (UDA)	14,267
Carry forward general activity (UDA)	0
18/19 Contracted orthodontic activity (UOA)	0
Carry forward orthodontic activity (UOA)	0
Baseline contract value	£415,189.43

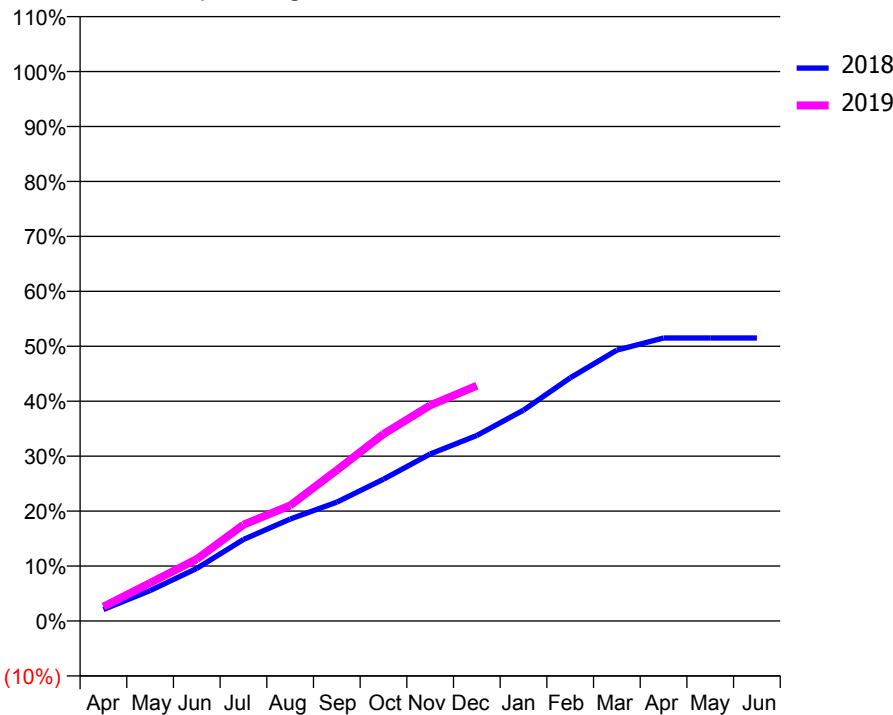
ACCESS*

Patients seen in 24 months	Total	Change since previous quarter
Quarter ending December 2017	3,037	
Quarter ending March 2018	2,873	↓
Quarter ending June 2018	2,809	↓
Quarter ending September 2018	2,729	↓
Quarter ending December 2018	2,716	→
Variance since December 2017	(10.6%)	↓



ACTIVITY

Cumulative percentage of contracted UDA delivered 2018 & 2019



Month	Adjusted Scheduled Activity (UDA)	
	2018	2019
April	298	373
May	791	987
June	1,364	1,607
July	2,118	2,502
August	2,646	3,000
September	3,085	3,917
October	3,682	4,856
November	4,335	5,601
December	4,818	6,108
January	5,475	
February	6,313	
March	7,035	
April	7,348	
May	7,348	
June	7,348	

QUALITY

	Quantity	Base Number	Contract	AT	Region	England
% of FP17s for the same patient ID Re-attending within 3 months - Children	89	1,026	8.7%	9.4%	12.3%	11.8%
% of FP17s for the same patient ID Re-attending within 3 months - Adults	186	1,822	10.2%	13.5%	15.8%	15.6%
% of FP17s for the same patient ID Re-attending between 3 & 9 months - Children	572	1,026	55.8%	60.3%	60.1%	58.8%
% of FP17s for the same patient ID Re-attending between 3 & 9 months - Adults	842	1,822	46.2%	54.3%	53.3%	51.0%
% of FP17s for Band 1 Urgent Courses	123	2,711	4.5%	7.3%	9.0%	9.0%
% of FP17s Relating to Free Repair or Replacements	16	2,711	0.6%	1.1%	1.0%	0.8%
% of FP17s Relating to Continuations	29	2,711	1.1%	1.1%	1.0%	0.9%
% of Patients satisfied with the dentistry they have received	1	1	N/A	94.5%	93.8%	93.2%
% of Patients satisfied with the time they had to wait for an appointment	1	1	N/A	88.5%	89.4%	88.3%

* This is based on patients treated on this contract for their most recent course of treatment. Figures in italics indicate the base number of FP17s or Patient Questionnaire responses are less than 100. N/A is shown where the base number of responses is less than 10 during the period. % is calculated as Quantity/Base number*100

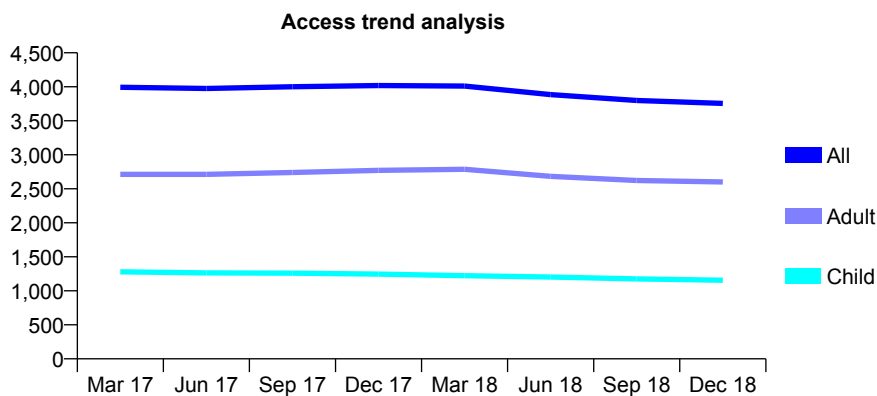
Q51 - Vital Signs At a Glance Contract Report for 101370/0109 - December 2018

Name or company name	Petrie Tucker & Partners Ltd
Contract type name	GDS Contract
Purpose of contract	General
Contract start date	01/10/2008
Contract end date	

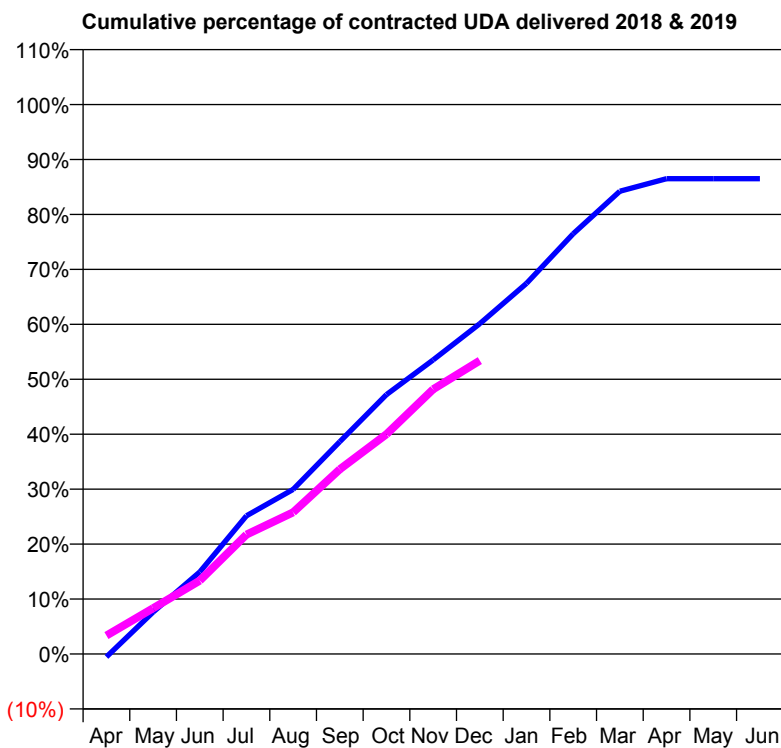
18/19 Contracted general activity (UDA)	12,748
Carry forward general activity (UDA)	0
18/19 Contracted orthodontic activity (UOA)	0
Carry forward orthodontic activity (UOA)	0
Baseline contract value	£363,467.87

ACCESS*

Patients seen in 24 months	Total	Change since previous quarter
Quarter ending December 2017	4,018	
Quarter ending March 2018	4,010	→
Quarter ending June 2018	3,886	↓
Quarter ending September 2018	3,799	↓
Quarter ending December 2018	3,755	↓
Variance since December 2017	(6.5%)	↓



ACTIVITY



Month	Adjusted Scheduled Activity (UDA)	
	2018	2019
April	-69	428
May	973	1,062
June	1,904	1,703
July	3,207	2,769
August	3,820	3,287
September	4,927	4,287
October	6,018	5,099
November	6,822	6,144
December	7,663	6,808
January	8,598	
February	9,750	
March	10,736	
April	11,026	
May	11,026	
June	11,026	

QUALITY

	Quantity	Base Number	Contract	AT	Region	England
% of FP17s for the same patient ID Re-attending within 3 months - Children	48	1,051	4.6%	9.4%	12.3%	11.8%
% of FP17s for the same patient ID Re-attending within 3 months - Adults	188	2,007	9.4%	13.5%	15.8%	15.6%
% of FP17s for the same patient ID Re-attending between 3 & 9 months - Children	572	1,051	54.4%	60.3%	60.1%	58.8%
% of FP17s for the same patient ID Re-attending between 3 & 9 months - Adults	893	2,007	44.5%	54.3%	53.3%	51.0%
% of FP17s for Band 1 Urgent Courses	177	2,933	6.0%	7.3%	9.0%	9.0%
% of FP17s Relating to Free Repair or Replacements	25	2,933	0.9%	1.1%	1.0%	0.8%
% of FP17s Relating to Continuations	34	2,933	1.2%	1.1%	1.0%	0.9%
% of Patients satisfied with the dentistry they have received	0	1	N/A	94.5%	93.8%	93.2%
% of Patients satisfied with the time they had to wait for an appointment	0	1	N/A	88.5%	89.4%	88.3%

* This is based on patients treated on this contract for their most recent course of treatment. Figures in italics indicate the base number of FP17s or Patient Questionnaire responses are less than 100. N/A is shown where the base number of responses is less than 10 during the period. % is calculated as Quantity/Base number*100

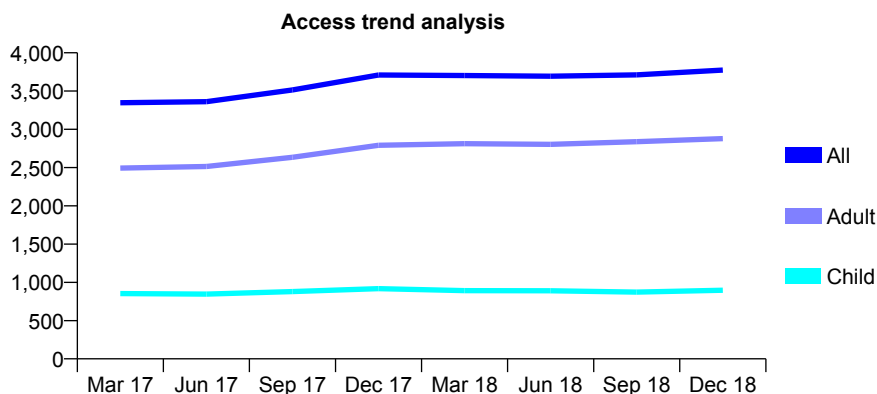
Q51 - Vital Signs At a Glance Contract Report for 101435/0106 - December 2018

Name or company name	IDH Limited
Contract type name	GDS Contract
Purpose of contract	General
Contract start date	01/08/2008
Contract end date	

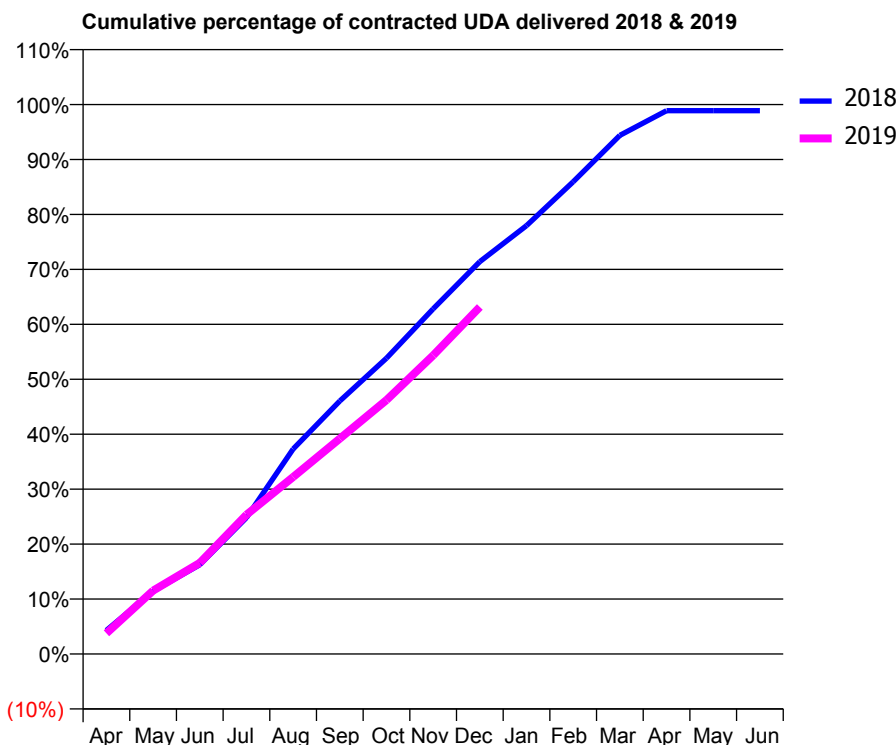
18/19 Contracted general activity (UDA)	11,883
Carry forward general activity (UDA)	132
18/19 Contracted orthodontic activity (UOA)	0
Carry forward orthodontic activity (UOA)	0
Baseline contract value	£354,951.71

ACCESS*

Patients seen in 24 months	Total	Change since previous quarter
Quarter ending December 2017	3,709	
Quarter ending March 2018	3,703	→
Quarter ending June 2018	3,694	→
Quarter ending September 2018	3,711	→
Quarter ending December 2018	3,774	→
Variance since December 2017	1.8%	→



ACTIVITY



Month	Adjusted Scheduled Activity (UDA)	
	2018	2019
April	511	448
May	1,359	1,371
June	1,932	1,972
July	2,949	3,012
August	4,434	3,828
September	5,471	4,658
October	6,397	5,491
November	7,463	6,458
December	8,485	7,504
January	9,263	
February	10,212	
March	11,215	
April	11,751	
May	11,751	
June	11,751	

QUALITY

	Quantity	Base Number	Contract	AT	Region	England
% of FP17s for the same patient ID Re-attending within 3 months - Children	76	1,181	6.4%	9.4%	12.3%	11.8%
% of FP17s for the same patient ID Re-attending within 3 months - Adults	375	3,325	11.3%	13.5%	15.8%	15.6%
% of FP17s for the same patient ID Re-attending between 3 & 9 months - Children	850	1,181	72.0%	60.3%	60.1%	58.8%
% of FP17s for the same patient ID Re-attending between 3 & 9 months - Adults	2,213	3,325	66.6%	54.3%	53.3%	51.0%
% of FP17s for Band 1 Urgent Courses	244	4,197	5.8%	7.3%	9.0%	9.0%
% of FP17s Relating to Free Repair or Replacements	37	4,197	0.9%	1.1%	1.0%	0.8%
% of FP17s Relating to Continuations	61	4,197	1.5%	1.1%	1.0%	0.9%
% of Patients satisfied with the dentistry they have received	1	1	N/A	94.5%	93.8%	93.2%
% of Patients satisfied with the time they had to wait for an appointment	1	1	N/A	88.5%	89.4%	88.3%

* This is based on patients treated on this contract for their most recent course of treatment. Figures in italics indicate the base number of FP17s or Patient Questionnaire responses are less than 100. N/A is shown where the base number of responses is less than 10 during the period. % is calculated as Quantity/Base number*100

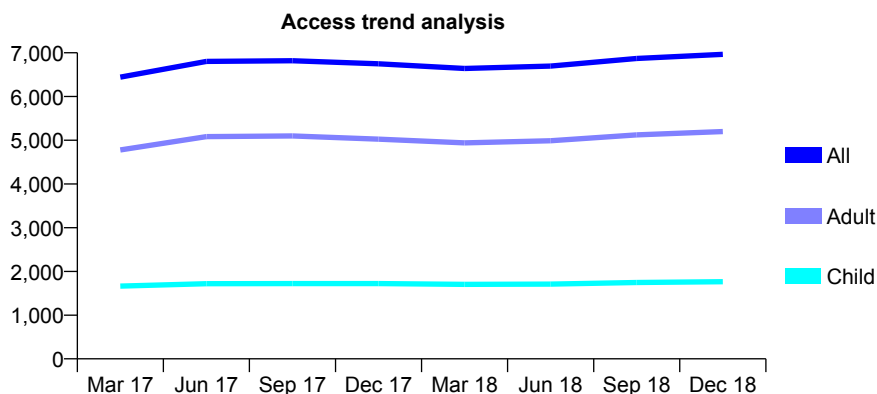
Q51 - Vital Signs At a Glance Contract Report for 101435/0112 - December 2018

Name or company name	IDH Limited
Contract type name	GDS Contract
Purpose of contract	General
Contract start date	01/08/2008
Contract end date	

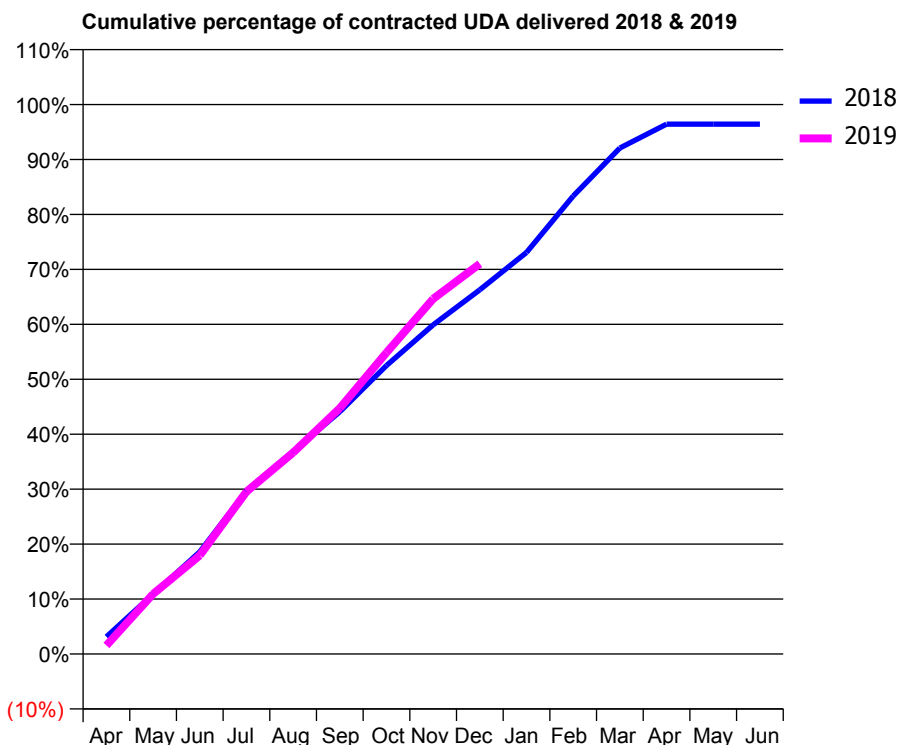
18/19 Contracted general activity (UDA)	18,223
Carry forward general activity (UDA)	652
18/19 Contracted orthodontic activity (UOA)	0
Carry forward orthodontic activity (UOA)	0
Baseline contract value	£514,406.14

ACCESS*

Patients seen in 24 months	Total	Change since previous quarter
Quarter ending December 2017	6,749	
Quarter ending March 2018	6,643	↓
Quarter ending June 2018	6,698	→
Quarter ending September 2018	6,869	↑
Quarter ending December 2018	6,964	→
Variance since December 2017	3.2%	↑



ACTIVITY



Month	Adjusted Scheduled Activity (UDA)	
	2018	2019
April	571	287
May	1,986	1,991
June	3,390	3,269
July	5,410	5,384
August	6,725	6,680
September	8,031	8,152
October	9,568	9,996
November	10,918	11,778
December	12,080	12,941
January	13,317	
February	15,189	
March	16,781	
April	17,571	
May	17,570	
June	17,571	

QUALITY

	Quantity	Base Number	Contract	AT	Region	England
% of FP17s for the same patient ID Re-attending within 3 months - Children	85	1,674	5.1%	9.4%	12.3%	11.8%
% of FP17s for the same patient ID Re-attending within 3 months - Adults	427	4,601	9.3%	13.5%	15.8%	15.6%
% of FP17s for the same patient ID Re-attending between 3 & 9 months - Children	823	1,674	49.2%	60.3%	60.1%	58.8%
% of FP17s for the same patient ID Re-attending between 3 & 9 months - Adults	2,011	4,601	43.7%	54.3%	53.3%	51.0%
% of FP17s for Band 1 Urgent Courses	242	5,963	4.1%	7.3%	9.0%	9.0%
% of FP17s Relating to Free Repair or Replacements	17	5,963	0.3%	1.1%	1.0%	0.8%
% of FP17s Relating to Continuations	123	5,963	2.1%	1.1%	1.0%	0.9%
% of Patients satisfied with the dentistry they have received	3	4	N/A	94.5%	93.8%	93.2%
% of Patients satisfied with the time they had to wait for an appointment	3	4	N/A	88.5%	89.4%	88.3%

* This is based on patients treated on this contract for their most recent course of treatment. Figures in italics indicate the base number of FP17s or Patient Questionnaire responses are less than 100. N/A is shown where the base number of responses is less than 10 during the period. % is calculated as Quantity/Base number*100

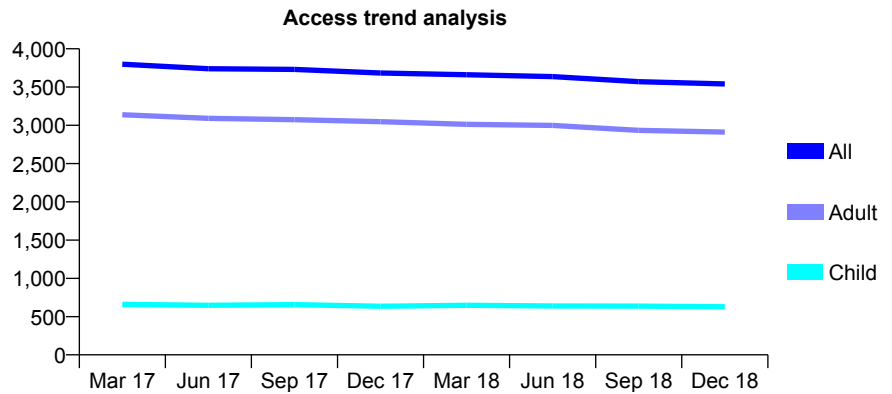
Q51 - Vital Signs At a Glance Contract Report for 101613/0001 - December 2018

Name or company name	Yorkshire Smiles Limited
Contract type name	GDS Contract
Purpose of contract	General
Contract start date	01/07/2012
Contract end date	

18/19 Contracted general activity (UDA)	16,000
Carry forward general activity (UDA)	0
18/19 Contracted orthodontic activity (UOA)	0
Carry forward orthodontic activity (UOA)	0
Baseline contract value	£456,112.21

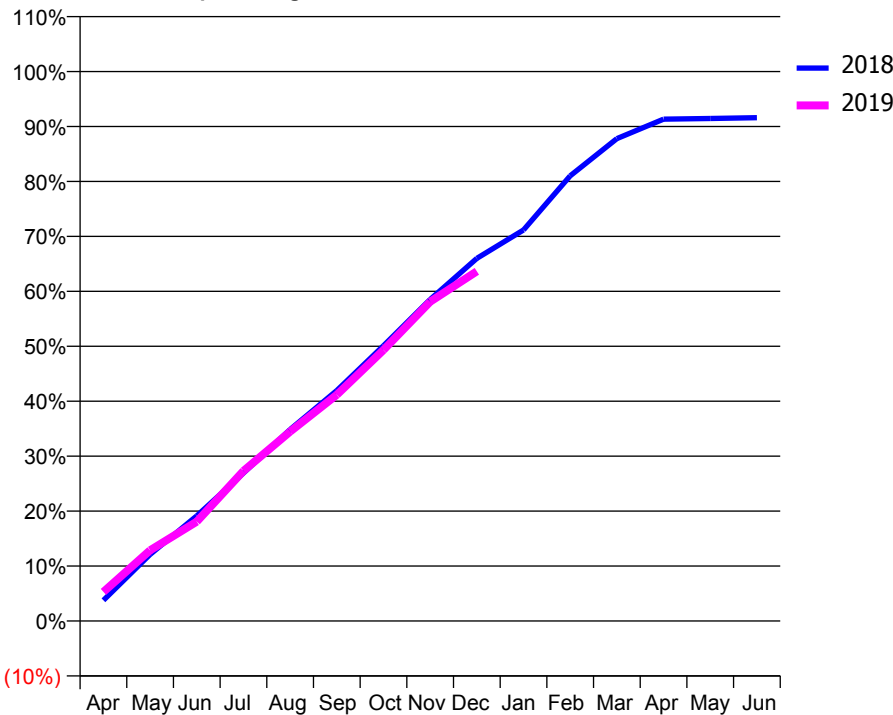
ACCESS*

Patients seen in 24 months	Total	Change since previous quarter
Quarter ending December 2017	3,683	
Quarter ending March 2018	3,661	→
Quarter ending June 2018	3,637	→
Quarter ending September 2018	3,571	↓
Quarter ending December 2018	3,540	→
Variance since December 2017	(3.9%)	↓



ACTIVITY

Cumulative percentage of contracted UDA delivered 2018 & 2019



Month	Adjusted Scheduled Activity (UDA)	
	2018	2019
April	603	850
May	1,939	2,060
June	3,060	2,894
July	4,306	4,372
August	5,579	5,515
September	6,711	6,586
October	8,014	7,891
November	9,363	9,296
December	10,561	10,182
January	11,387	
February	12,964	
March	14,047	
April	14,614	
May	14,632	
June	14,654	

QUALITY

	Quantity	Base Number	Contract	AT	Region	England
% of FP17s for the same patient ID Re-attending within 3 months - Children	62	740	8.4%	9.4%	12.3%	11.8%
% of FP17s for the same patient ID Re-attending within 3 months - Adults	493	3,071	16.1%	13.5%	15.8%	15.6%
% of FP17s for the same patient ID Re-attending between 3 & 9 months - Children	446	740	60.3%	60.3%	60.1%	58.8%
% of FP17s for the same patient ID Re-attending between 3 & 9 months - Adults	1,678	3,071	54.6%	54.3%	53.3%	51.0%
% of FP17s for Band 1 Urgent Courses	260	3,613	7.2%	7.3%	9.0%	9.0%
% of FP17s Relating to Free Repair or Replacements	69	3,613	1.9%	1.1%	1.0%	0.8%
% of FP17s Relating to Continuations	71	3,613	2.0%	1.1%	1.0%	0.9%
% of Patients satisfied with the dentistry they have received	3	3	N/A	94.5%	93.8%	93.2%
% of Patients satisfied with the time they had to wait for an appointment	3	3	N/A	88.5%	89.4%	88.3%

* This is based on patients treated on this contract for their most recent course of treatment. Figures in italics indicate the base number of FP17s or Patient Questionnaire responses are less than 100. N/A is shown where the base number of responses is less than 10 during the period. % is calculated as Quantity/Base number*100

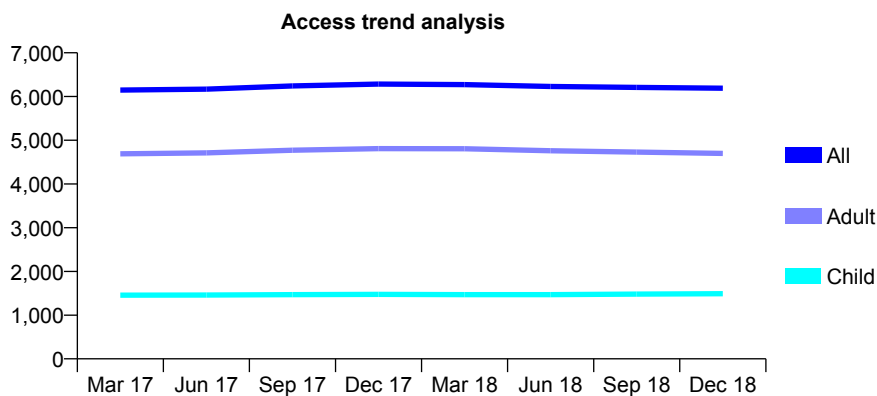
Q51 - Vital Signs At a Glance Contract Report for 102334/0001 - December 2018

Name or company name	157 Dental Care Limited
Contract type name	GDS Contract
Purpose of contract	General
Contract start date	01/11/2010
Contract end date	

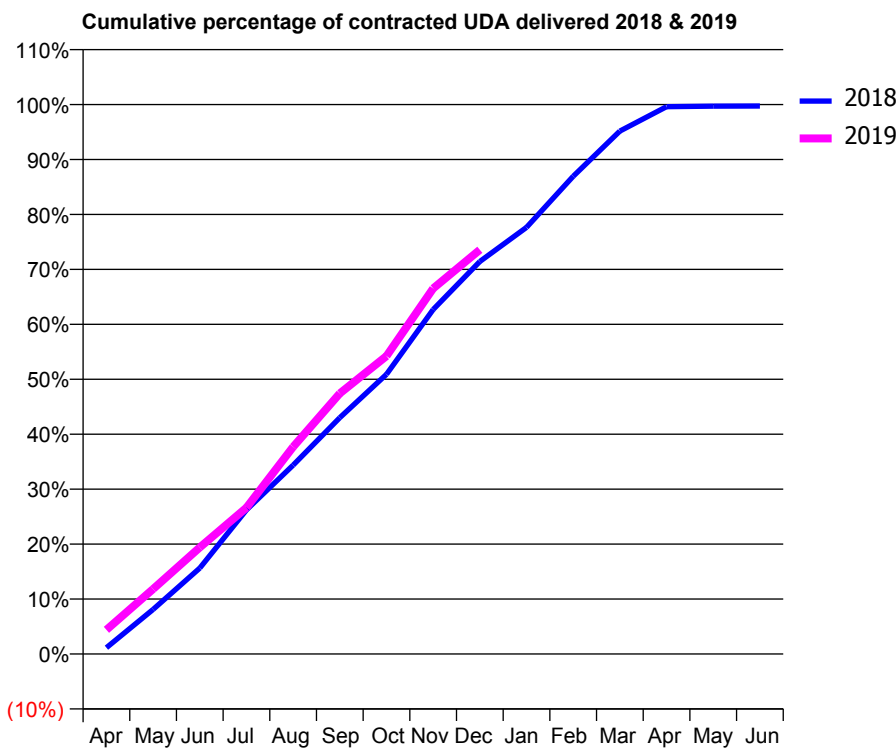
18/19 Contracted general activity (UDA)	17,639
Carry forward general activity (UDA)	47
18/19 Contracted orthodontic activity (UOA)	0
Carry forward orthodontic activity (UOA)	0
Baseline contract value	£510,100.21

ACCESS*

Patients seen in 24 months	Total	Change since previous quarter
Quarter ending December 2017	6,284	
Quarter ending March 2018	6,273	→
Quarter ending June 2018	6,229	→
Quarter ending September 2018	6,209	→
Quarter ending December 2018	6,191	→
Variance since December 2017	(1.5%)	↓



ACTIVITY



Month	Adjusted Scheduled Activity (UDA)	
	2018	2019
April	202	777
May	1,432	2,086
June	2,757	3,423
July	4,626	4,699
August	6,065	6,650
September	7,589	8,368
October	8,979	9,564
November	11,058	11,736
December	12,601	12,976
January	13,693	
February	15,337	
March	16,784	
April	17,569	
May	17,587	
June	17,592	

QUALITY

	Quantity	Base Number	Contract	AT	Region	England
% of FP17s for the same patient ID Re-attending within 3 months - Children	99	1,742	5.7%	9.4%	12.3%	11.8%
% of FP17s for the same patient ID Re-attending within 3 months - Adults	623	4,562	13.7%	13.5%	15.8%	15.6%
% of FP17s for the same patient ID Re-attending between 3 & 9 months - Children	1,149	1,742	66.0%	60.3%	60.1%	58.8%
% of FP17s for the same patient ID Re-attending between 3 & 9 months - Adults	2,148	4,562	47.1%	54.3%	53.3%	51.0%
% of FP17s for Band 1 Urgent Courses	487	5,968	8.2%	7.3%	9.0%	9.0%
% of FP17s Relating to Free Repair or Replacements	127	5,968	2.1%	1.1%	1.0%	0.8%
% of FP17s Relating to Continuations	160	5,968	2.7%	1.1%	1.0%	0.9%
% of Patients satisfied with the dentistry they have received	1	1	N/A	94.5%	93.8%	93.2%
% of Patients satisfied with the time they had to wait for an appointment	1	1	N/A	88.5%	89.4%	88.3%

* This is based on patients treated on this contract for their most recent course of treatment. Figures in italics indicate the base number of FP17s or Patient Questionnaire responses are less than 100. N/A is shown where the base number of responses is less than 10 during the period. % is calculated as Quantity/Base number*100

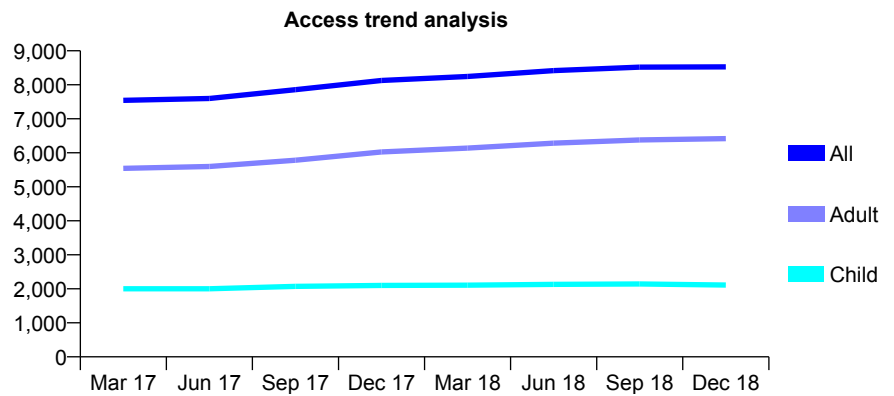
Q51 - Vital Signs At a Glance Contract Report for 104221/0001 - December 2018

Name or company name	Hoyland Family Dental Centre
Contract type name	GDS Contract
Purpose of contract	General
Contract start date	01/01/2009
Contract end date	

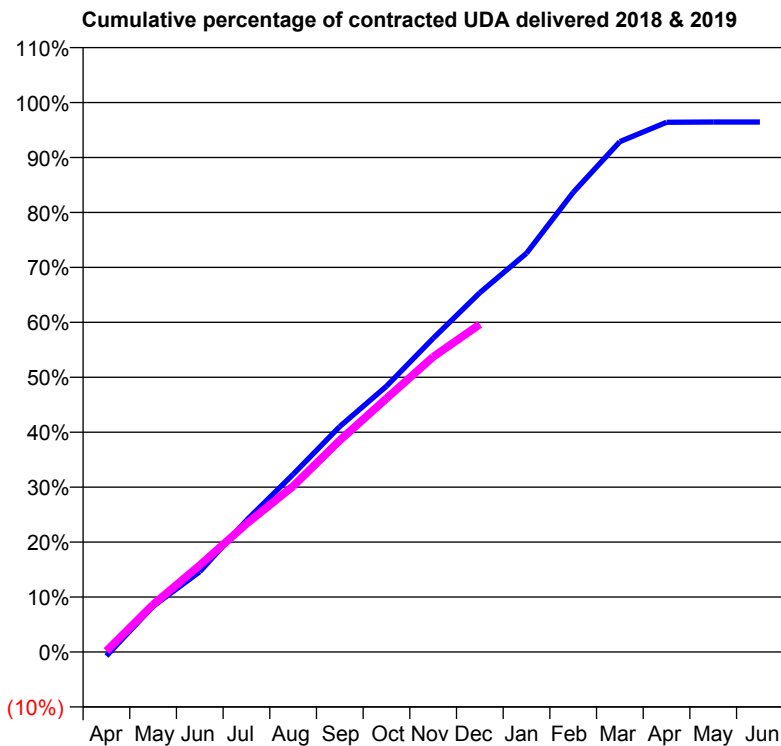
18/19 Contracted general activity (UDA)	24,001
Carry forward general activity (UDA)	855
18/19 Contracted orthodontic activity (UOA)	0
Carry forward orthodontic activity (UOA)	0
Baseline contract value	£684,310.66

ACCESS*

Patients seen in 24 months	Total	Change since previous quarter
Quarter ending December 2017	8,127	
Quarter ending March 2018	8,247	→
Quarter ending June 2018	8,416	↑
Quarter ending September 2018	8,520	→
Quarter ending December 2018	8,526	→
Variance since December 2017	4.9%	↑



ACTIVITY



Month	Adjusted Scheduled Activity (UDA)	
	2018	2019
April	-178	41
May	2,003	2,073
June	3,510	3,787
July	5,753	5,599
August	7,760	7,240
September	9,851	9,243
October	11,613	11,076
November	13,701	12,895
December	15,691	14,312
January	17,419	
February	20,072	
March	22,294	
April	23,136	
May	23,146	
June	23,146	

QUALITY

	Quantity	Base Number	Contract	AT	Region	England
% of FP17s for the same patient ID Re-attending within 3 months - Children	147	2,222	6.6%	9.4%	12.3%	11.8%
% of FP17s for the same patient ID Re-attending within 3 months - Adults	535	5,895	9.1%	13.5%	15.8%	15.6%
% of FP17s for the same patient ID Re-attending between 3 & 9 months - Children	1,414	2,222	63.6%	60.3%	60.1%	58.8%
% of FP17s for the same patient ID Re-attending between 3 & 9 months - Adults	3,468	5,895	58.8%	54.3%	53.3%	51.0%
% of FP17s for Band 1 Urgent Courses	361	7,664	4.7%	7.3%	9.0%	9.0%
% of FP17s Relating to Free Repair or Replacements	82	7,664	1.1%	1.1%	1.0%	0.8%
% of FP17s Relating to Continuations	87	7,664	1.1%	1.1%	1.0%	0.9%
% of Patients satisfied with the dentistry they have received	6	6	N/A	94.5%	93.8%	93.2%
% of Patients satisfied with the time they had to wait for an appointment	6	6	N/A	88.5%	89.4%	88.3%

* This is based on patients treated on this contract for their most recent course of treatment. Figures in italics indicate the base number of FP17s or Patient Questionnaire responses are less than 100. N/A is shown where the base number of responses is less than 10 during the period. % is calculated as Quantity/Base number*100

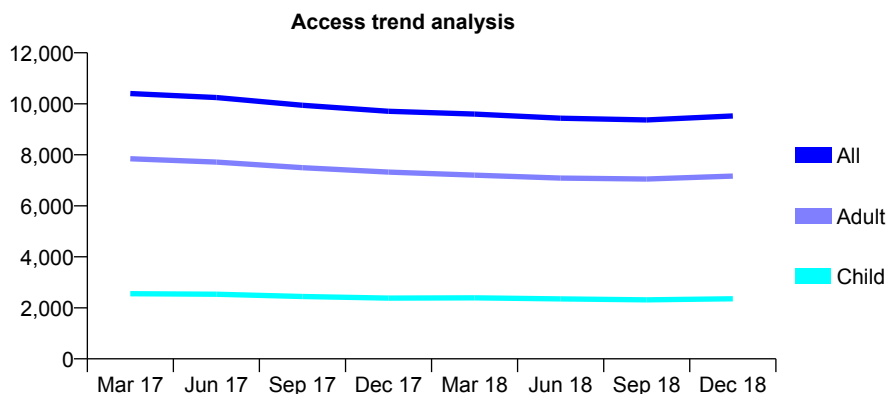
Q51 - Vital Signs At a Glance Contract Report for 108022/0001 - December 2018

Name or company name	P B Robinson Doncaster Ltd
Contract type name	GDS Contract
Purpose of contract	General
Contract start date	01/10/2011
Contract end date	

18/19 Contracted general activity (UDA)	28,644
Carry forward general activity (UDA)	0
18/19 Contracted orthodontic activity (UOA)	0
Carry forward orthodontic activity (UOA)	0
Baseline contract value	£833,589.79

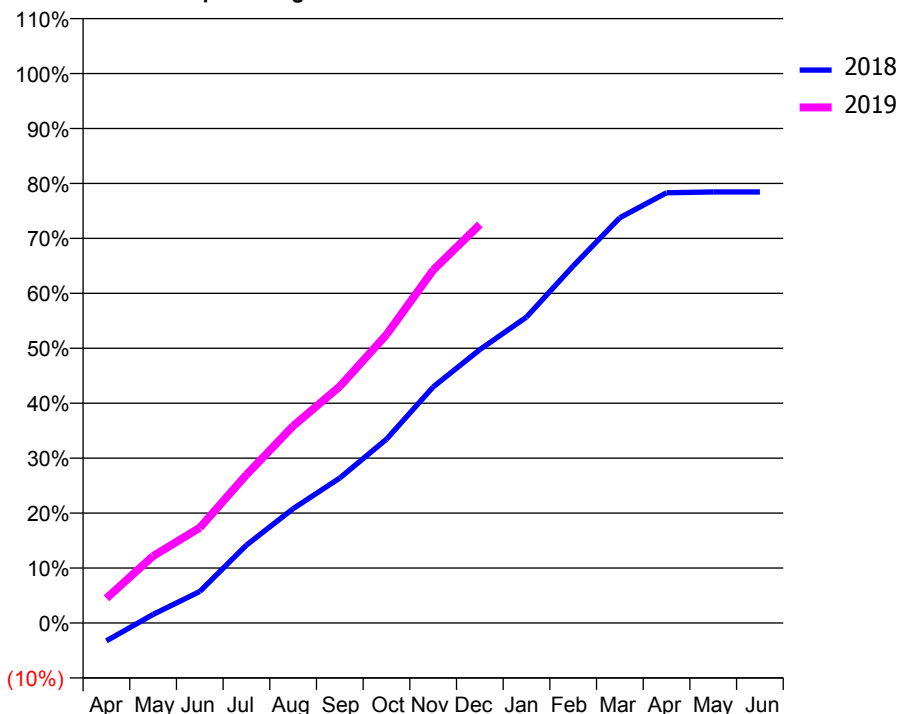
ACCESS*

Patients seen in 24 months	Total	Change since previous quarter
Quarter ending December 2017	9,707	
Quarter ending March 2018	9,597	↓
Quarter ending June 2018	9,434	↓
Quarter ending September 2018	9,369	→
Quarter ending December 2018	9,524	→
Variance since December 2017	(1.9%)	↓



ACTIVITY

Cumulative percentage of contracted UDA delivered 2018 & 2019



Month	Adjusted Scheduled Activity (UDA)	
	2018	2019
April	-937	1,289
May	449	3,495
June	1,644	4,964
July	4,060	7,731
August	5,962	10,268
September	7,559	12,333
October	9,581	15,031
November	12,304	18,395
December	14,253	20,773
January	15,952	
February	18,611	
March	21,127	
April	22,430	
May	22,470	
June	22,471	

QUALITY

	Quantity	Base Number	Contract	AT	Region	England
% of FP17s for the same patient ID Re-attending within 3 months - Children	202	2,454	8.2%	9.4%	12.3%	11.8%
% of FP17s for the same patient ID Re-attending within 3 months - Adults	968	7,546	12.8%	13.5%	15.8%	15.6%
% of FP17s for the same patient ID Re-attending between 3 & 9 months - Children	1,248	2,454	50.9%	60.3%	60.1%	58.8%
% of FP17s for the same patient ID Re-attending between 3 & 9 months - Adults	3,688	7,546	48.9%	54.3%	53.3%	51.0%
% of FP17s for Band 1 Urgent Courses	796	9,358	8.5%	7.3%	9.0%	9.0%
% of FP17s Relating to Free Repair or Replacements	116	9,358	1.2%	1.1%	1.0%	0.8%
% of FP17s Relating to Continuations	78	9,358	0.8%	1.1%	1.0%	0.9%
% of Patients satisfied with the dentistry they have received	0	0	N/A	94.5%	93.8%	93.2%
% of Patients satisfied with the time they had to wait for an appointment	0	0	N/A	88.5%	89.4%	88.3%

* This is based on patients treated on this contract for their most recent course of treatment. Figures in italics indicate the base number of FP17s or Patient Questionnaire responses are less than 100. N/A is shown where the base number of responses is less than 10 during the period. % is calculated as Quantity/Base number*100

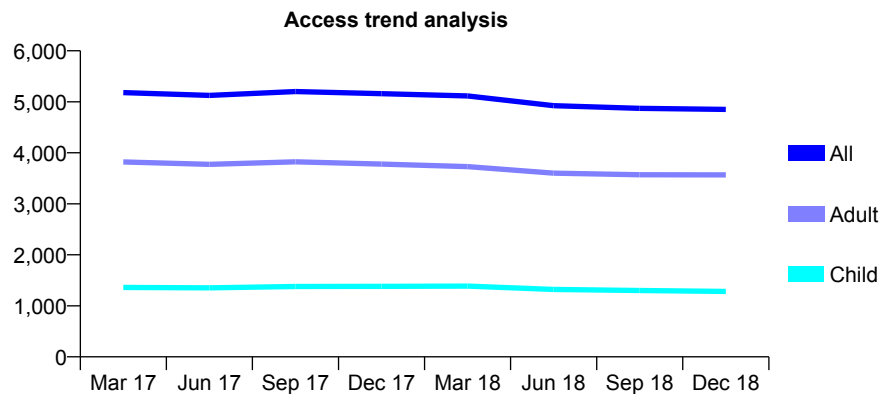
Q51 - Vital Signs At a Glance Contract Report for 108022/0002 - December 2018

Name or company name	P B Robinson Doncaster Ltd
Contract type name	GDS Contract
Purpose of contract	General
Contract start date	01/10/2011
Contract end date	

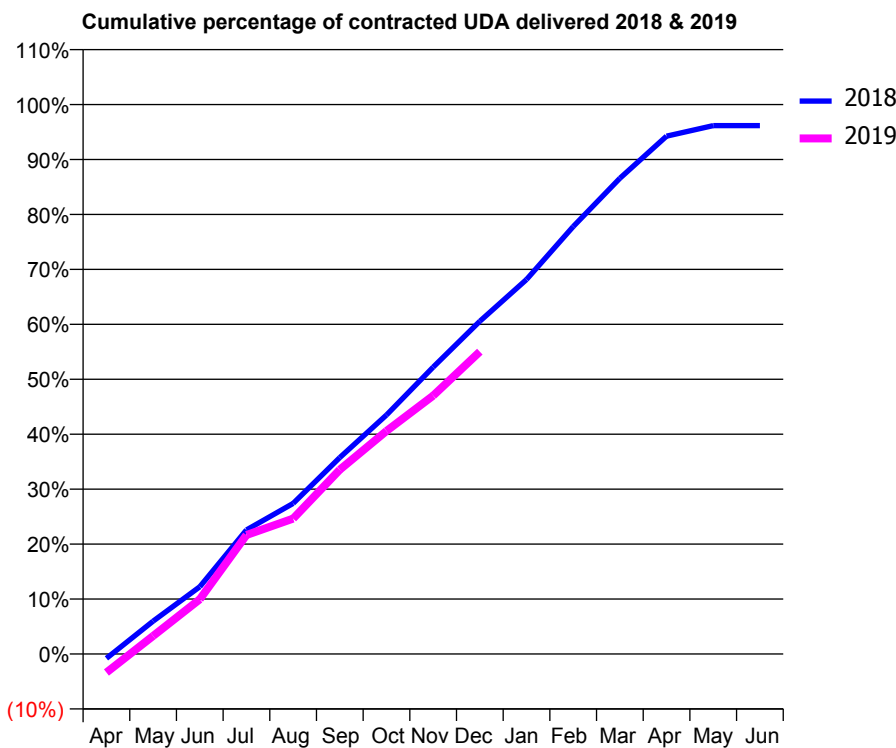
18/19 Contracted general activity (UDA)	14,348
Carry forward general activity (UDA)	551
18/19 Contracted orthodontic activity (UOA)	0
Carry forward orthodontic activity (UOA)	0
Baseline contract value	£417,611.09

ACCESS*

Patients seen in 24 months	Total	Change since previous quarter
Quarter ending December 2017	5,160	
Quarter ending March 2018	5,116	→
Quarter ending June 2018	4,924	↓
Quarter ending September 2018	4,872	↓
Quarter ending December 2018	4,850	→
Variance since December 2017	(6.0%)	↓



ACTIVITY



Month	Adjusted Scheduled Activity (UDA)	
	2018	2019
April	-118	-486
May	857	473
June	1,758	1,429
July	3,241	3,108
August	3,932	3,536
September	5,131	4,815
October	6,242	5,823
November	7,492	6,747
December	8,690	7,894
January	9,780	
February	11,161	
March	12,421	
April	13,523	
May	13,796	
June	13,797	

QUALITY

	Quantity	Base Number	Contract	AT	Region	England
% of FP17s for the same patient ID Re-attending within 3 months - Children	99	1,220	8.1%	9.4%	12.3%	11.8%
% of FP17s for the same patient ID Re-attending within 3 months - Adults	321	3,114	10.3%	13.5%	15.8%	15.6%
% of FP17s for the same patient ID Re-attending between 3 & 9 months - Children	662	1,220	54.3%	60.3%	60.1%	58.8%
% of FP17s for the same patient ID Re-attending between 3 & 9 months - Adults	1,632	3,114	52.4%	54.3%	53.3%	51.0%
% of FP17s for Band 1 Urgent Courses	282	3,849	7.3%	7.3%	9.0%	9.0%
% of FP17s Relating to Free Repair or Replacements	18	3,849	0.5%	1.1%	1.0%	0.8%
% of FP17s Relating to Continuations	17	3,849	0.4%	1.1%	1.0%	0.9%
% of Patients satisfied with the dentistry they have received	3	3	N/A	94.5%	93.8%	93.2%
% of Patients satisfied with the time they had to wait for an appointment	2	3	N/A	88.5%	89.4%	88.3%

* This is based on patients treated on this contract for their most recent course of treatment. Figures in italics indicate the base number of FP17s or Patient Questionnaire responses are less than 100. N/A is shown where the base number of responses is less than 10 during the period. % is calculated as Quantity/Base number*100

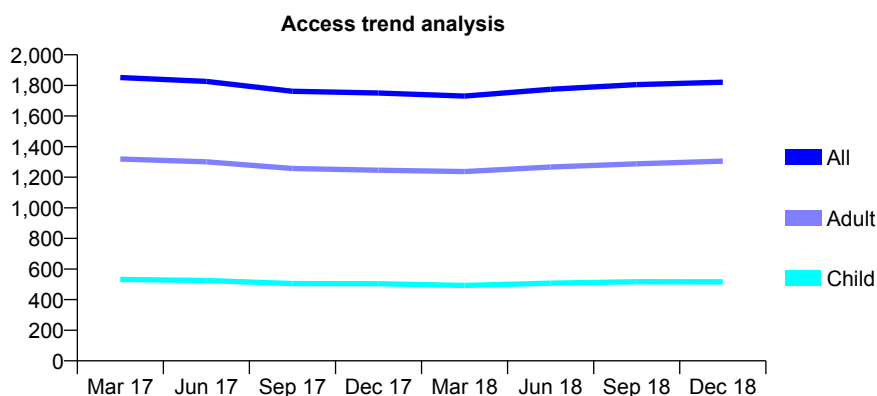
Q51 - Vital Signs At a Glance Contract Report for 108022/0003 - December 2018

Name or company name	P B Robinson Doncaster Ltd
Contract type name	GDS Contract
Purpose of contract	General
Contract start date	01/10/2011
Contract end date	

18/19 Contracted general activity (UDA)	4,696
Carry forward general activity (UDA)	120
18/19 Contracted orthodontic activity (UOA)	0
Carry forward orthodontic activity (UOA)	0
Baseline contract value	£136,660.50

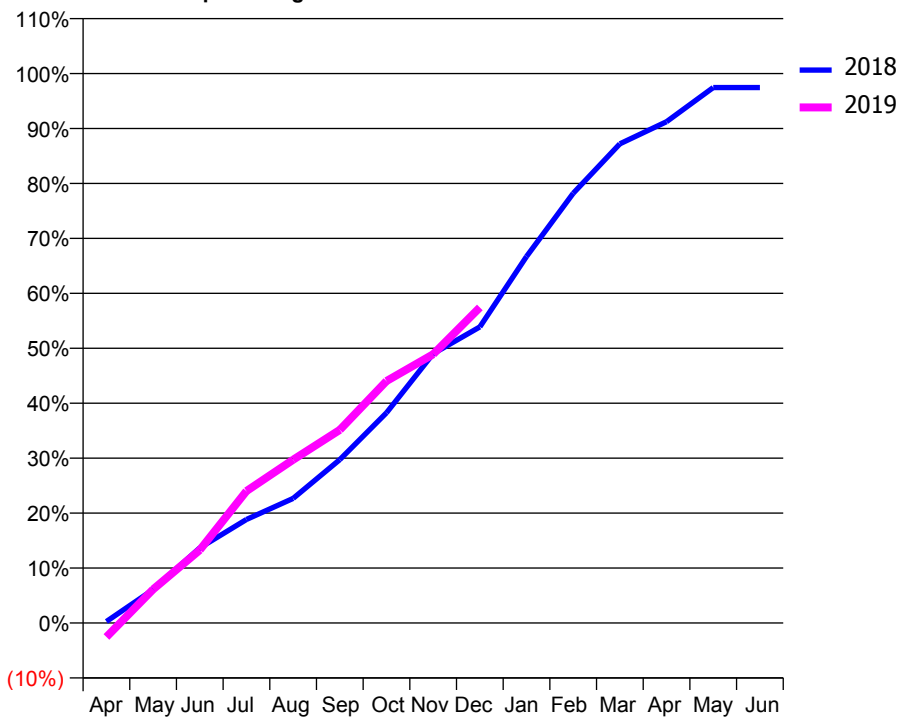
ACCESS*

Patients seen in 24 months	Total	Change since previous quarter
Quarter ending December 2017	1,750	
Quarter ending March 2018	1,730	↓
Quarter ending June 2018	1,775	↑
Quarter ending September 2018	1,805	→
Quarter ending December 2018	1,821	→
Variance since December 2017	4.1%	↑



ACTIVITY

Cumulative percentage of contracted UDA delivered 2018 & 2019



Month	Adjusted Scheduled Activity (UDA)	
	2018	2019
April	14	-120
May	285	288
June	642	624
July	885	1,128
August	1,065	1,395
September	1,396	1,651
October	1,797	2,068
November	2,301	2,297
December	2,531	2,697
January	3,132	
February	3,672	
March	4,096	
April	4,284	
May	4,576	
June	4,576	

QUALITY

	Quantity	Base Number	Contract	AT	Region	England
% of FP17s for the same patient ID Re-attending within 3 months - Children	35	451	7.8%	9.4%	12.3%	11.8%
% of FP17s for the same patient ID Re-attending within 3 months - Adults	182	1,226	14.8%	13.5%	15.8%	15.6%
% of FP17s for the same patient ID Re-attending between 3 & 9 months - Children	192	451	42.6%	60.3%	60.1%	58.8%
% of FP17s for the same patient ID Re-attending between 3 & 9 months - Adults	546	1,226	44.5%	54.3%	53.3%	51.0%
% of FP17s for Band 1 Urgent Courses	149	1,462	10.2%	7.3%	9.0%	9.0%
% of FP17s Relating to Free Repair or Replacements	16	1,462	1.1%	1.1%	1.0%	0.8%
% of FP17s Relating to Continuations	44	1,462	3.0%	1.1%	1.0%	0.9%
% of Patients satisfied with the dentistry they have received	0	0	N/A	94.5%	93.8%	93.2%
% of Patients satisfied with the time they had to wait for an appointment	0	0	N/A	88.5%	89.4%	88.3%

* This is based on patients treated on this contract for their most recent course of treatment. Figures in italics indicate the base number of FP17s or Patient Questionnaire responses are less than 100. N/A is shown where the base number of responses is less than 10 during the period. % is calculated as Quantity/Base number*100

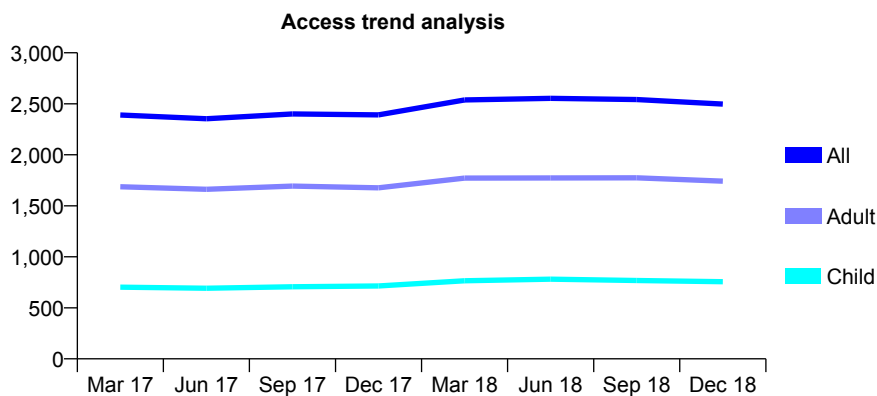
Q51 - Vital Signs At a Glance Contract Report for 108022/0004 - December 2018

Name or company name	P B Robinson Doncaster Ltd
Contract type name	GDS Contract
Purpose of contract	General
Contract start date	01/10/2011
Contract end date	

18/19 Contracted general activity (UDA)	6,618
Carry forward general activity (UDA)	-132
18/19 Contracted orthodontic activity (UOA)	0
Carry forward orthodontic activity (UOA)	0
Baseline contract value	£192,595.21

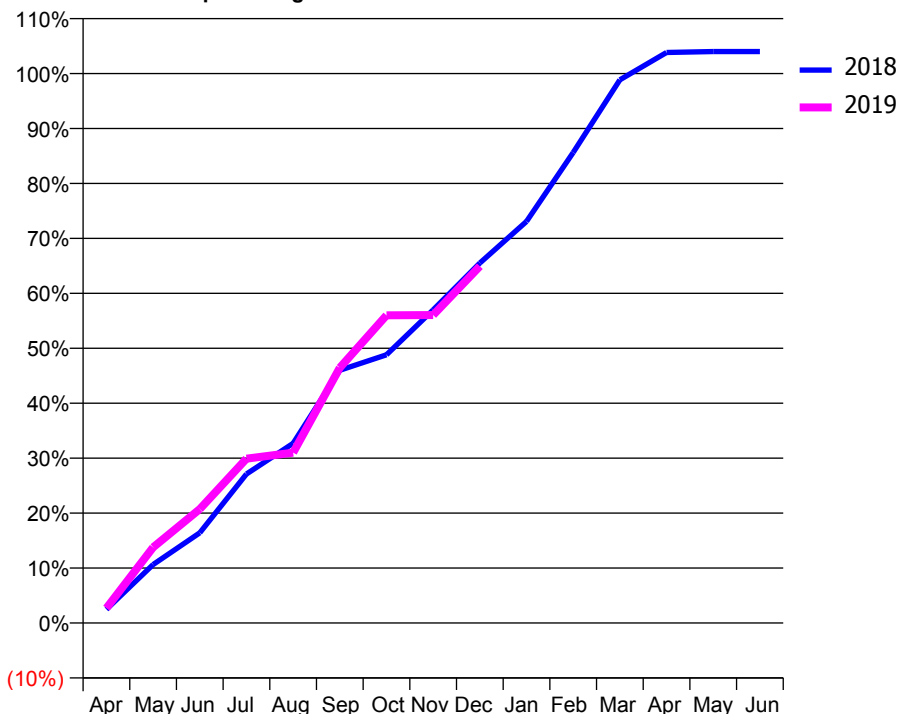
ACCESS*

Patients seen in 24 months	Total	Change since previous quarter
Quarter ending December 2017	2,391	
Quarter ending March 2018	2,538	↑
Quarter ending June 2018	2,554	→
Quarter ending September 2018	2,542	→
Quarter ending December 2018	2,498	↓
Variance since December 2017	4.5%	↑



ACTIVITY

Cumulative percentage of contracted UDA delivered 2018 & 2019



Month	Adjusted Scheduled Activity (UDA)	
	2018	2019
April	165	179
May	704	911
June	1,086	1,373
July	1,795	1,980
August	2,163	2,052
September	3,044	3,075
October	3,230	3,707
November	3,772	3,709
December	4,335	4,296
January	4,836	
February	5,666	
March	6,542	
April	6,871	
May	6,882	
June	6,883	

QUALITY

	Quantity	Base Number	Contract	AT	Region	England
% of FP17s for the same patient ID Re-attending within 3 months - Children	54	581	9.3%	9.4%	12.3%	11.8%
% of FP17s for the same patient ID Re-attending within 3 months - Adults	191	1,372	13.9%	13.5%	15.8%	15.6%
% of FP17s for the same patient ID Re-attending between 3 & 9 months - Children	236	581	40.6%	60.3%	60.1%	58.8%
% of FP17s for the same patient ID Re-attending between 3 & 9 months - Adults	501	1,372	36.5%	54.3%	53.3%	51.0%
% of FP17s for Band 1 Urgent Courses	182	1,815	10.0%	7.3%	9.0%	9.0%
% of FP17s Relating to Free Repair or Replacements	16	1,815	0.9%	1.1%	1.0%	0.8%
% of FP17s Relating to Continuations	17	1,815	0.9%	1.1%	1.0%	0.9%
% of Patients satisfied with the dentistry they have received	0	0	N/A	94.5%	93.8%	93.2%
% of Patients satisfied with the time they had to wait for an appointment	0	0	N/A	88.5%	89.4%	88.3%

* This is based on patients treated on this contract for their most recent course of treatment. Figures in italics indicate the base number of FP17s or Patient Questionnaire responses are less than 100. N/A is shown where the base number of responses is less than 10 during the period. % is calculated as Quantity/Base number*100

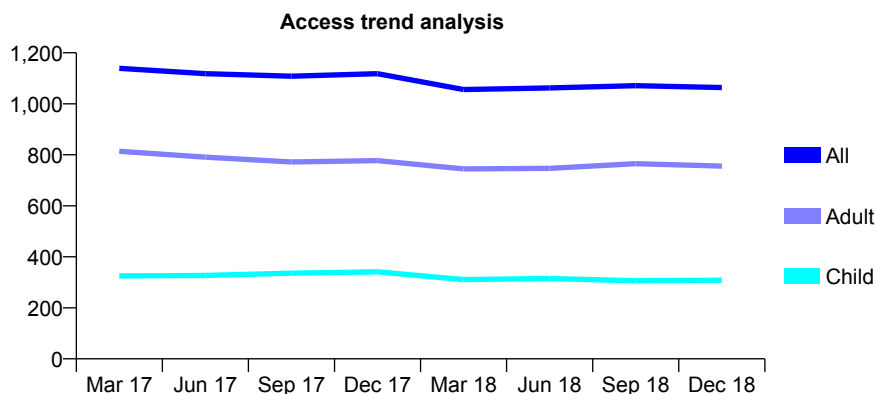
Q51 - Vital Signs At a Glance Contract Report for 108022/0005 - December 2018

Name or company name	P B Robinson Doncaster Ltd
Contract type name	GDS Contract
Purpose of contract	General
Contract start date	01/11/2011
Contract end date	

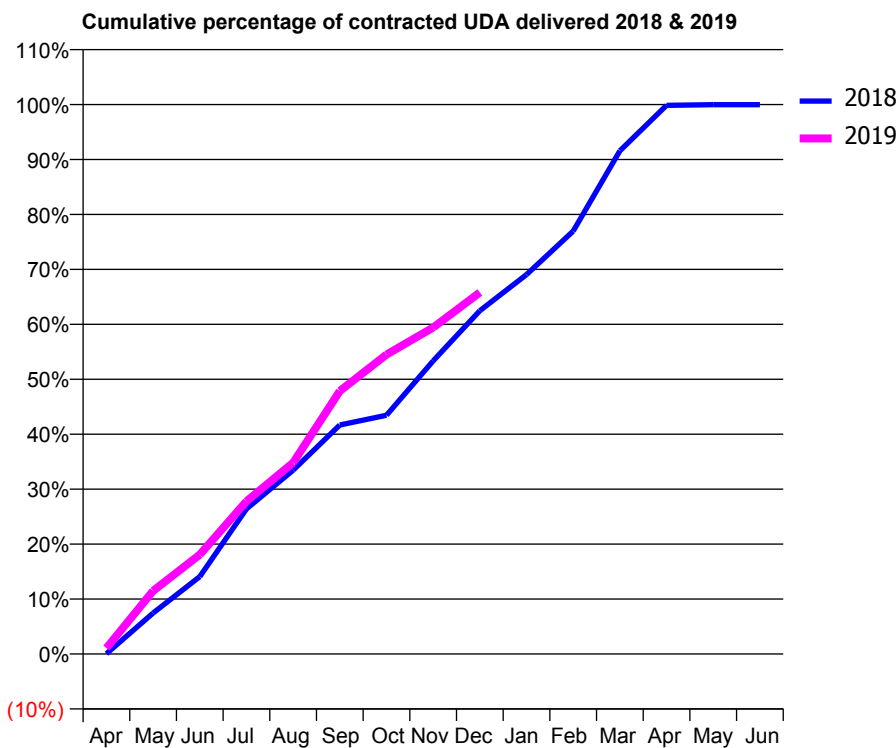
18/19 Contracted general activity (UDA)	3,346
Carry forward general activity (UDA)	1
18/19 Contracted orthodontic activity (UOA)	0
Carry forward orthodontic activity (UOA)	0
Baseline contract value	£89,163.41

ACCESS*

Patients seen in 24 months	Total	Change since previous quarter
Quarter ending December 2017	1,118	
Quarter ending March 2018	1,056	↓
Quarter ending June 2018	1,062	→
Quarter ending September 2018	1,071	→
Quarter ending December 2018	1,064	→
Variance since December 2017	(4.8%)	↓



ACTIVITY



Month	Adjusted Scheduled Activity (UDA)	
	2018	2019
April	2	36
May	250	384
June	471	605
July	884	930
August	1,119	1,165
September	1,394	1,602
October	1,454	1,823
November	1,785	1,988
December	2,090	2,202
January	2,311	
February	2,575	
March	3,064	
April	3,341	
May	3,345	
June	3,345	

QUALITY

	Quantity	Base Number	Contract	AT	Region	England
% of FP17s for the same patient ID Re-attending within 3 months - Children	63	306	20.6%	9.4%	12.3%	11.8%
% of FP17s for the same patient ID Re-attending within 3 months - Adults	104	676	15.4%	13.5%	15.8%	15.6%
% of FP17s for the same patient ID Re-attending between 3 & 9 months - Children	133	306	43.5%	60.3%	60.1%	58.8%
% of FP17s for the same patient ID Re-attending between 3 & 9 months - Adults	266	676	39.3%	54.3%	53.3%	51.0%
% of FP17s for Band 1 Urgent Courses	69	896	7.7%	7.3%	9.0%	9.0%
% of FP17s Relating to Free Repair or Replacements	14	896	1.6%	1.1%	1.0%	0.8%
% of FP17s Relating to Continuations	8	896	0.9%	1.1%	1.0%	0.9%
% of Patients satisfied with the dentistry they have received	0	0	N/A	94.5%	93.8%	93.2%
% of Patients satisfied with the time they had to wait for an appointment	0	0	N/A	88.5%	89.4%	88.3%

* This is based on patients treated on this contract for their most recent course of treatment. Figures in italics indicate the base number of FP17s or Patient Questionnaire responses are less than 100. N/A is shown where the base number of responses is less than 10 during the period. % is calculated as Quantity/Base number*100

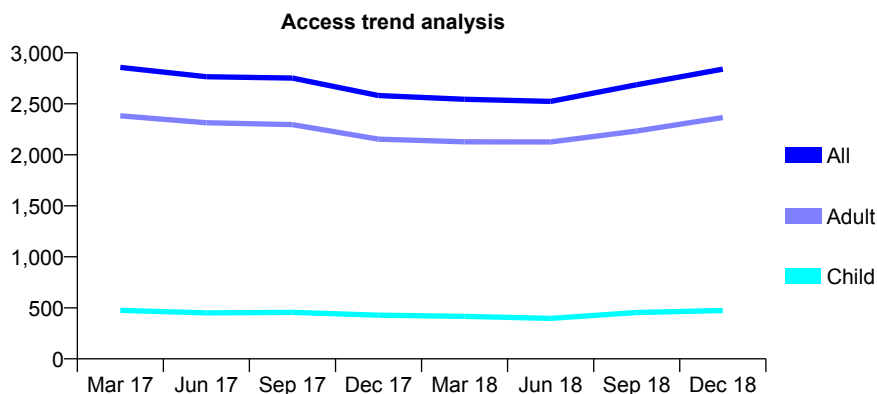
Q51 - Vital Signs At a Glance Contract Report for 108022/0006 - December 2018

Name or company name	P B Robinson Doncaster Ltd
Contract type name	GDS Contract
Purpose of contract	General
Contract start date	01/11/2011
Contract end date	

18/19 Contracted general activity (UDA)	8,800
Carry forward general activity (UDA)	0
18/19 Contracted orthodontic activity (UOA)	0
Carry forward orthodontic activity (UOA)	0
Baseline contract value	£256,066.79

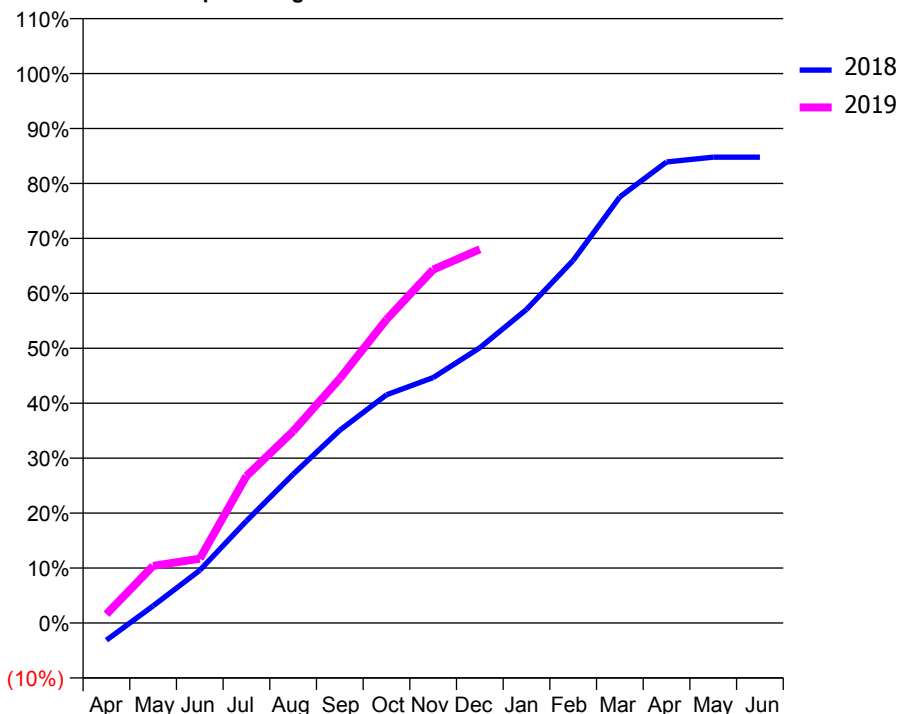
ACCESS*

Patients seen in 24 months	Total	Change since previous quarter
Quarter ending December 2017	2,581	
Quarter ending March 2018	2,544	↓
Quarter ending June 2018	2,523	→
Quarter ending September 2018	2,687	↑
Quarter ending December 2018	2,840	↑
Variance since December 2017	10.0%	↑



ACTIVITY

Cumulative percentage of contracted UDA delivered 2018 & 2019



Month	Adjusted Scheduled Activity (UDA)	
	2018	2019
April	-276	142
May	274	915
June	844	1,030
July	1,636	2,354
August	2,383	3,071
September	3,087	3,916
October	3,655	4,862
November	3,931	5,660
December	4,408	5,985
January	5,021	
February	5,808	
March	6,825	
April	7,384	
May	7,461	
June	7,461	

QUALITY

	Quantity	Base Number	Contract	AT	Region	England
% of FP17s for the same patient ID Re-attending within 3 months - Children	29	428	6.8%	9.4%	12.3%	11.8%
% of FP17s for the same patient ID Re-attending within 3 months - Adults	198	1,951	10.1%	13.5%	15.8%	15.6%
% of FP17s for the same patient ID Re-attending between 3 & 9 months - Children	154	428	36.0%	60.3%	60.1%	58.8%
% of FP17s for the same patient ID Re-attending between 3 & 9 months - Adults	672	1,951	34.4%	54.3%	53.3%	51.0%
% of FP17s for Band 1 Urgent Courses	161	2,185	7.4%	7.3%	9.0%	9.0%
% of FP17s Relating to Free Repair or Replacements	6	2,185	0.3%	1.1%	1.0%	0.8%
% of FP17s Relating to Continuations	27	2,185	1.2%	1.1%	1.0%	0.9%
% of Patients satisfied with the dentistry they have received	2	2	N/A	94.5%	93.8%	93.2%
% of Patients satisfied with the time they had to wait for an appointment	2	2	N/A	88.5%	89.4%	88.3%

* This is based on patients treated on this contract for their most recent course of treatment. Figures in italics indicate the base number of FP17s or Patient Questionnaire responses are less than 100. N/A is shown where the base number of responses is less than 10 during the period. % is calculated as Quantity/Base number*100

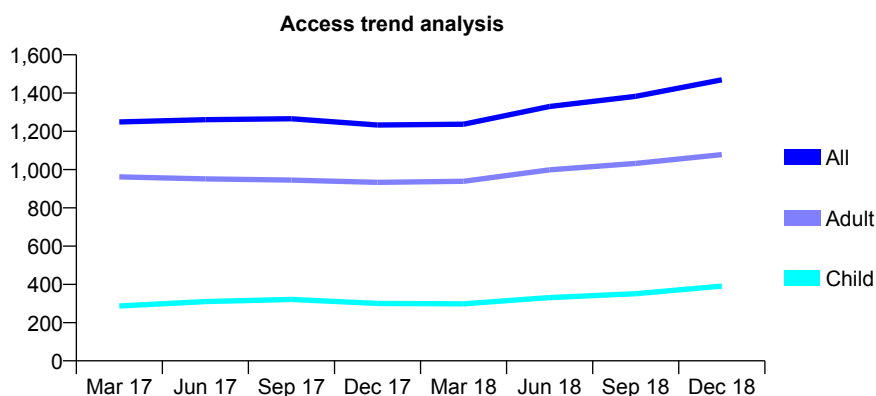
Q51 - Vital Signs At a Glance Contract Report for 108022/0007 - December 2018

Name or company name	P B Robinson Doncaster Ltd
Contract type name	GDS Contract
Purpose of contract	General
Contract start date	01/02/2013
Contract end date	

18/19 Contracted general activity (UDA)	5,120
Carry forward general activity (UDA)	0
18/19 Contracted orthodontic activity (UOA)	0
Carry forward orthodontic activity (UOA)	0
Baseline contract value	£166,007.08

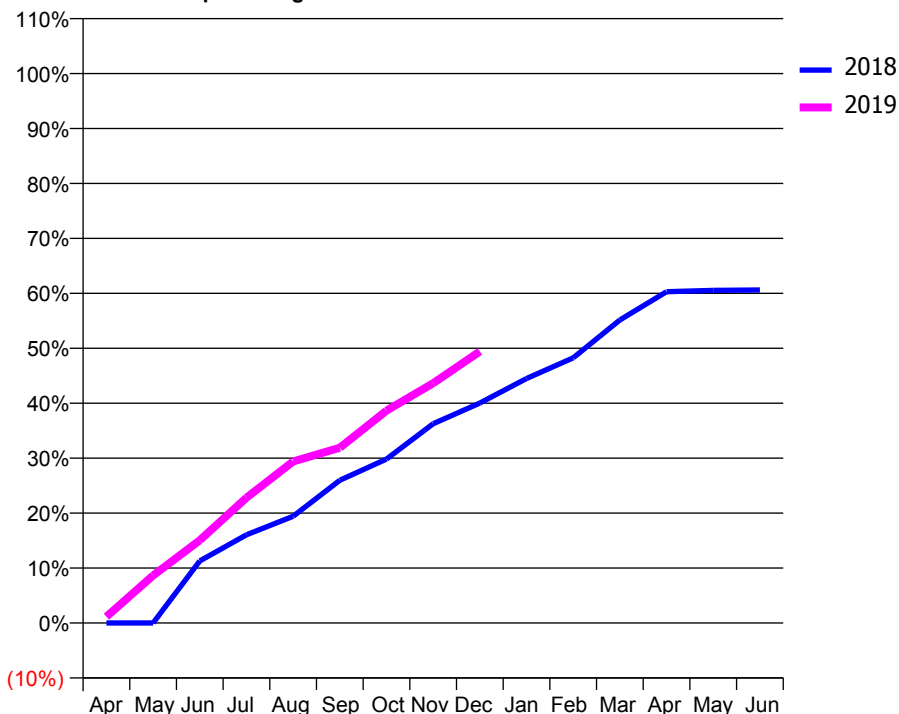
ACCESS*

Patients seen in 24 months	Total	Change since previous quarter
Quarter ending December 2017	1,233	
Quarter ending March 2018	1,237	→
Quarter ending June 2018	1,330	↑
Quarter ending September 2018	1,383	↑
Quarter ending December 2018	1,469	↑
Variance since December 2017	19.1%	↑



ACTIVITY

Cumulative percentage of contracted UDA delivered 2018 & 2019



Month	Adjusted Scheduled Activity (UDA)	
	2018	2019
April	0	59
May	0	443
June	578	771
July	821	1,168
August	995	1,505
September	1,330	1,633
October	1,527	1,978
November	1,857	2,235
December	2,050	2,530
January	2,279	
February	2,471	
March	2,823	
April	3,087	
May	3,099	
June	3,103	

QUALITY

	Quantity	Base Number	Contract	AT	Region	England
% of FP17s for the same patient ID Re-attending within 3 months - Children	30	380	7.9%	9.4%	12.3%	11.8%
% of FP17s for the same patient ID Re-attending within 3 months - Adults	129	1,029	12.5%	13.5%	15.8%	15.6%
% of FP17s for the same patient ID Re-attending between 3 & 9 months - Children	139	380	36.6%	60.3%	60.1%	58.8%
% of FP17s for the same patient ID Re-attending between 3 & 9 months - Adults	432	1,029	42.0%	54.3%	53.3%	51.0%
% of FP17s for Band 1 Urgent Courses	160	1,300	12.3%	7.3%	9.0%	9.0%
% of FP17s Relating to Free Repair or Replacements	8	1,300	0.6%	1.1%	1.0%	0.8%
% of FP17s Relating to Continuations	31	1,300	2.4%	1.1%	1.0%	0.9%
% of Patients satisfied with the dentistry they have received	0	0	N/A	94.5%	93.8%	93.2%
% of Patients satisfied with the time they had to wait for an appointment	0	0	N/A	88.5%	89.4%	88.3%

* This is based on patients treated on this contract for their most recent course of treatment. Figures in italics indicate the base number of FP17s or Patient Questionnaire responses are less than 100. N/A is shown where the base number of responses is less than 10 during the period. % is calculated as Quantity/Base number*100

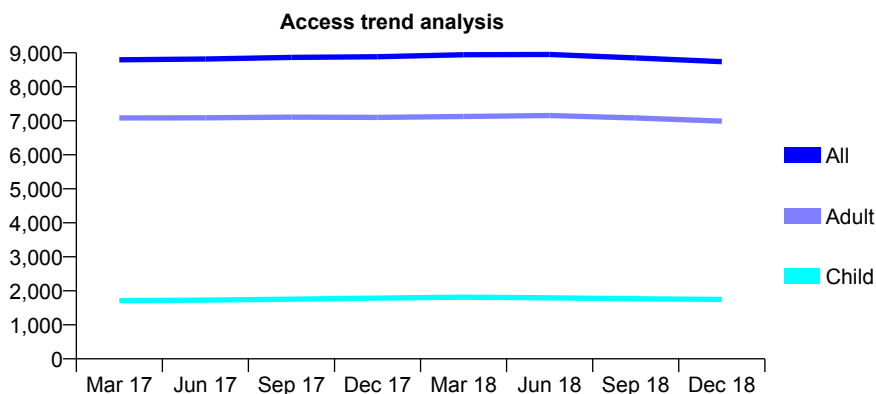
Q51 - Vital Signs At a Glance Contract Report for 109134/0001 - December 2018

Name or company name	Number 9 Dental Care Ltd
Contract type name	GDS Contract
Purpose of contract	General
Contract start date	01/06/2014
Contract end date	

18/19 Contracted general activity (UDA)	27,894
Carry forward general activity (UDA)	365
18/19 Contracted orthodontic activity (UOA)	0
Carry forward orthodontic activity (UOA)	0
Baseline contract value	£802,877.58

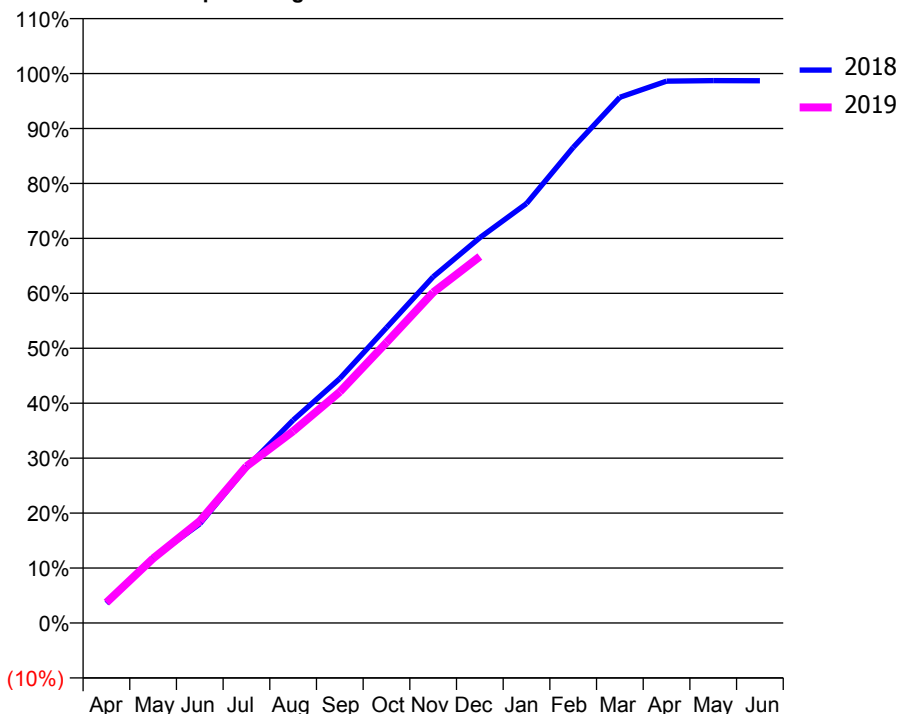
ACCESS*

Patients seen in 24 months	Total	Change since previous quarter
Quarter ending December 2017	8,886	
Quarter ending March 2018	8,942	→
Quarter ending June 2018	8,951	→
Quarter ending September 2018	8,849	↓
Quarter ending December 2018	8,739	↓
Variance since December 2017	(1.7%)	↓



ACTIVITY

Cumulative percentage of contracted UDA delivered 2018 & 2019



Month	Adjusted Scheduled Activity (UDA)	
	2018	2019
April	999	1,038
May	3,310	3,277
June	5,035	5,176
July	7,894	7,955
August	10,299	9,735
September	12,410	11,736
October	14,993	14,239
November	17,575	16,786
December	19,557	18,603
January	21,290	
February	24,142	
March	26,690	
April	27,503	
May	27,533	
June	27,529	

QUALITY

	Quantity	Base Number	Contract	AT	Region	England
% of FP17s for the same patient ID Re-attending within 3 months - Children	157	2,141	7.3%	9.4%	12.3%	11.8%
% of FP17s for the same patient ID Re-attending within 3 months - Adults	1,082	8,450	12.8%	13.5%	15.8%	15.6%
% of FP17s for the same patient ID Re-attending between 3 & 9 months - Children	1,376	2,141	64.3%	60.3%	60.1%	58.8%
% of FP17s for the same patient ID Re-attending between 3 & 9 months - Adults	5,222	8,450	61.8%	54.3%	53.3%	51.0%
% of FP17s for Band 1 Urgent Courses	618	10,155	6.1%	7.3%	9.0%	9.0%
% of FP17s Relating to Free Repair or Replacements	143	10,155	1.4%	1.1%	1.0%	0.8%
% of FP17s Relating to Continuations	67	10,155	0.7%	1.1%	1.0%	0.9%
% of Patients satisfied with the dentistry they have received	6	6	N/A	94.5%	93.8%	93.2%
% of Patients satisfied with the time they had to wait for an appointment	5	6	N/A	88.5%	89.4%	88.3%

* This is based on patients treated on this contract for their most recent course of treatment. Figures in italics indicate the base number of FP17s or Patient Questionnaire responses are less than 100. N/A is shown where the base number of responses is less than 10 during the period. % is calculated as Quantity/Base number*100

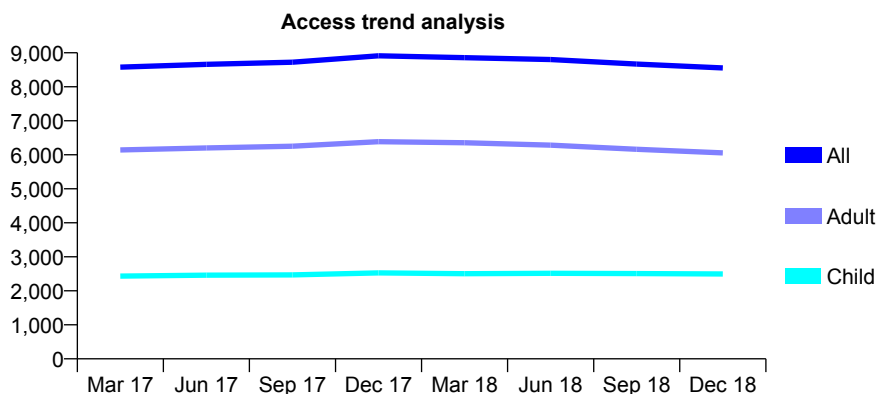
Q51 - Vital Signs At a Glance Contract Report for 109630/0001 - December 2018

Name or company name	TSJ Smile Limited
Contract type name	GDS Contract
Purpose of contract	General
Contract start date	01/04/2012
Contract end date	

18/19 Contracted general activity (UDA)	25,537
Carry forward general activity (UDA)	0
18/19 Contracted orthodontic activity (UOA)	0
Carry forward orthodontic activity (UOA)	0
Baseline contract value	£738,450.40

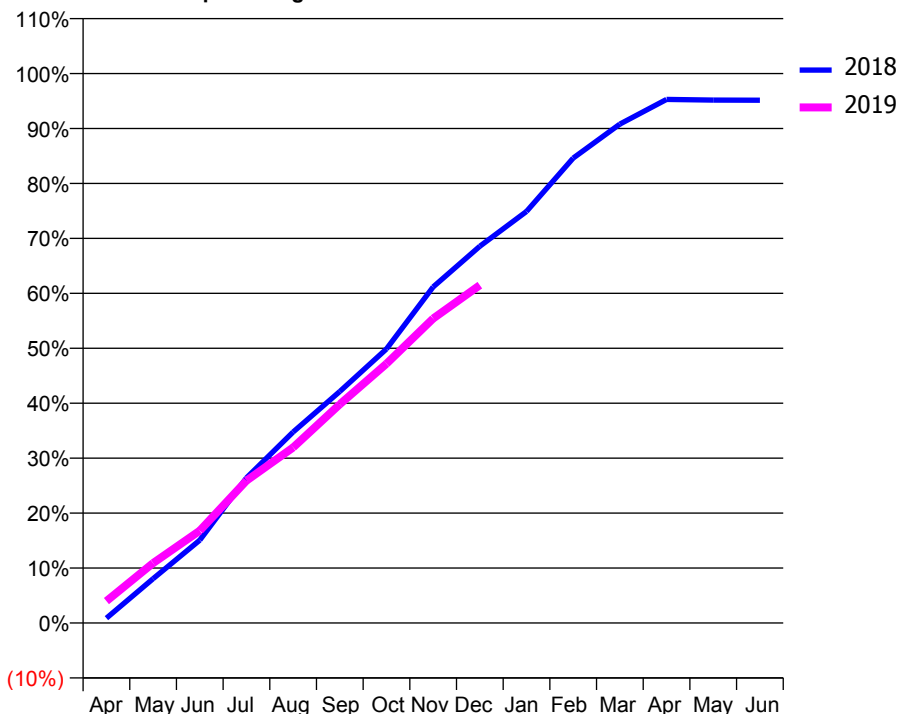
ACCESS*

Patients seen in 24 months	Total	Change since previous quarter
Quarter ending December 2017	8,912	
Quarter ending March 2018	8,856	→
Quarter ending June 2018	8,801	→
Quarter ending September 2018	8,669	↓
Quarter ending December 2018	8,555	↓
Variance since December 2017	(4.0%)	↓



ACTIVITY

Cumulative percentage of contracted UDA delivered 2018 & 2019



Month	Adjusted Scheduled Activity (UDA)	
	2018	2019
April	225	1,018
May	2,061	2,788
June	3,851	4,292
July	6,748	6,618
August	8,880	8,161
September	10,762	10,164
October	12,739	12,053
November	15,623	14,152
December	17,510	15,700
January	19,129	
February	21,605	
March	23,189	
April	24,332	
May	24,300	
June	24,297	

QUALITY

	Quantity	Base Number	Contract	AT	Region	England
% of FP17s for the same patient ID Re-attending within 3 months - Children	247	2,844	8.7%	9.4%	12.3%	11.8%
% of FP17s for the same patient ID Re-attending within 3 months - Adults	956	6,149	15.5%	13.5%	15.8%	15.6%
% of FP17s for the same patient ID Re-attending between 3 & 9 months - Children	1,747	2,844	61.4%	60.3%	60.1%	58.8%
% of FP17s for the same patient ID Re-attending between 3 & 9 months - Adults	3,324	6,149	54.1%	54.3%	53.3%	51.0%
% of FP17s for Band 1 Urgent Courses	850	8,114	10.5%	7.3%	9.0%	9.0%
% of FP17s Relating to Free Repair or Replacements	107	8,114	1.3%	1.1%	1.0%	0.8%
% of FP17s Relating to Continuations	62	8,114	0.8%	1.1%	1.0%	0.9%
% of Patients satisfied with the dentistry they have received	5	5	N/A	94.5%	93.8%	93.2%
% of Patients satisfied with the time they had to wait for an appointment	4	5	N/A	88.5%	89.4%	88.3%

* This is based on patients treated on this contract for their most recent course of treatment. Figures in italics indicate the base number of FP17s or Patient Questionnaire responses are less than 100. N/A is shown where the base number of responses is less than 10 during the period. % is calculated as Quantity/Base number*100

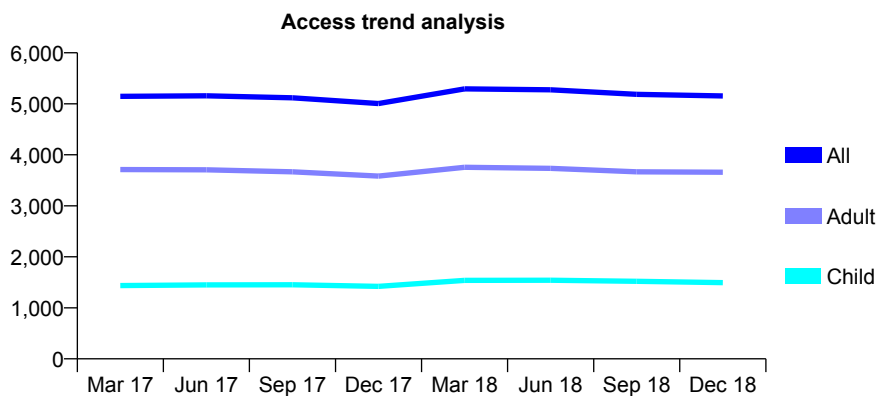
Q51 - Vital Signs At a Glance Contract Report for 109630/0002 - December 2018

Name or company name	TSJ Smile Limited
Contract type name	GDS Contract
Purpose of contract	General
Contract start date	01/04/2012
Contract end date	

18/19 Contracted general activity (UDA)	15,000
Carry forward general activity (UDA)	0
18/19 Contracted orthodontic activity (UOA)	0
Carry forward orthodontic activity (UOA)	0
Baseline contract value	£427,676.35

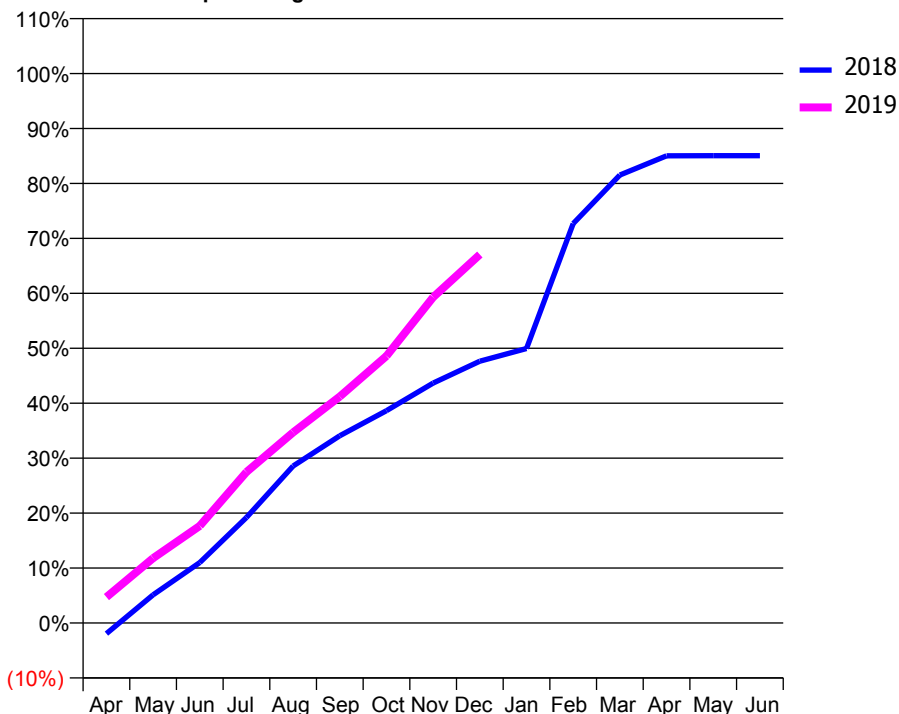
ACCESS*

Patients seen in 24 months	Total	Change since previous quarter
Quarter ending December 2017	5,004	
Quarter ending March 2018	5,294	↑
Quarter ending June 2018	5,275	→
Quarter ending September 2018	5,185	↓
Quarter ending December 2018	5,154	→
Variance since December 2017	3.0%	↑



ACTIVITY

Cumulative percentage of contracted UDA delivered 2018 & 2019



Month	Adjusted Scheduled Activity (UDA)	
	2018	2019
April	-292	708
May	771	1,773
June	1,652	2,652
July	2,883	4,124
August	4,288	5,203
September	5,113	6,184
October	5,797	7,288
November	6,551	8,895
December	7,148	10,058
January	7,492	
February	10,905	
March	12,228	
April	12,755	
May	12,756	
June	12,756	

QUALITY

	Quantity	Base Number	Contract	AT	Region	England
% of FP17s for the same patient ID Re-attending within 3 months - Children	172	1,691	10.2%	9.4%	12.3%	11.8%
% of FP17s for the same patient ID Re-attending within 3 months - Adults	682	3,823	17.8%	13.5%	15.8%	15.6%
% of FP17s for the same patient ID Re-attending between 3 & 9 months - Children	1,036	1,691	61.3%	60.3%	60.1%	58.8%
% of FP17s for the same patient ID Re-attending between 3 & 9 months - Adults	2,069	3,823	54.1%	54.3%	53.3%	51.0%
% of FP17s for Band 1 Urgent Courses	651	5,282	12.3%	7.3%	9.0%	9.0%
% of FP17s Relating to Free Repair or Replacements	90	5,282	1.7%	1.1%	1.0%	0.8%
% of FP17s Relating to Continuations	87	5,282	1.6%	1.1%	1.0%	0.9%
% of Patients satisfied with the dentistry they have received	1	1	N/A	94.5%	93.8%	93.2%
% of Patients satisfied with the time they had to wait for an appointment	1	1	N/A	88.5%	89.4%	88.3%

* This is based on patients treated on this contract for their most recent course of treatment. Figures in italics indicate the base number of FP17s or Patient Questionnaire responses are less than 100. N/A is shown where the base number of responses is less than 10 during the period. % is calculated as Quantity/Base number*100

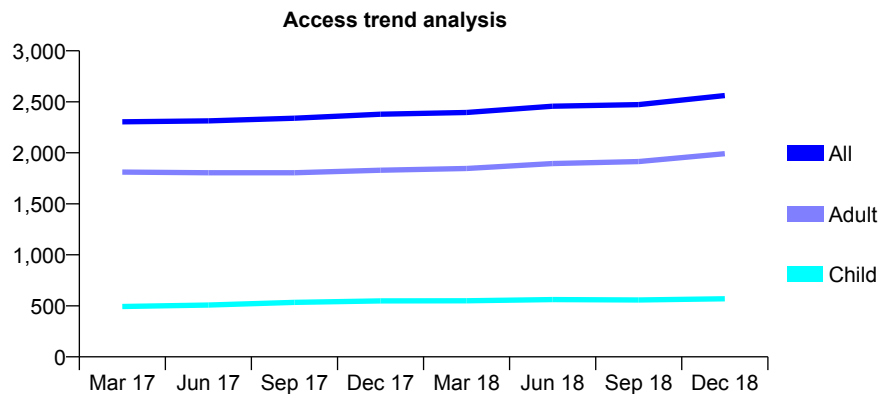
Q51 - Vital Signs At a Glance Contract Report for 109630/0006 - December 2018

Name or company name	TSJ Smile Limited
Contract type name	GDS Contract
Purpose of contract	General
Contract start date	01/12/2012
Contract end date	

18/19 Contracted general activity (UDA)	7,500
Carry forward general activity (UDA)	127
18/19 Contracted orthodontic activity (UOA)	0
Carry forward orthodontic activity (UOA)	0
Baseline contract value	£213,838.16

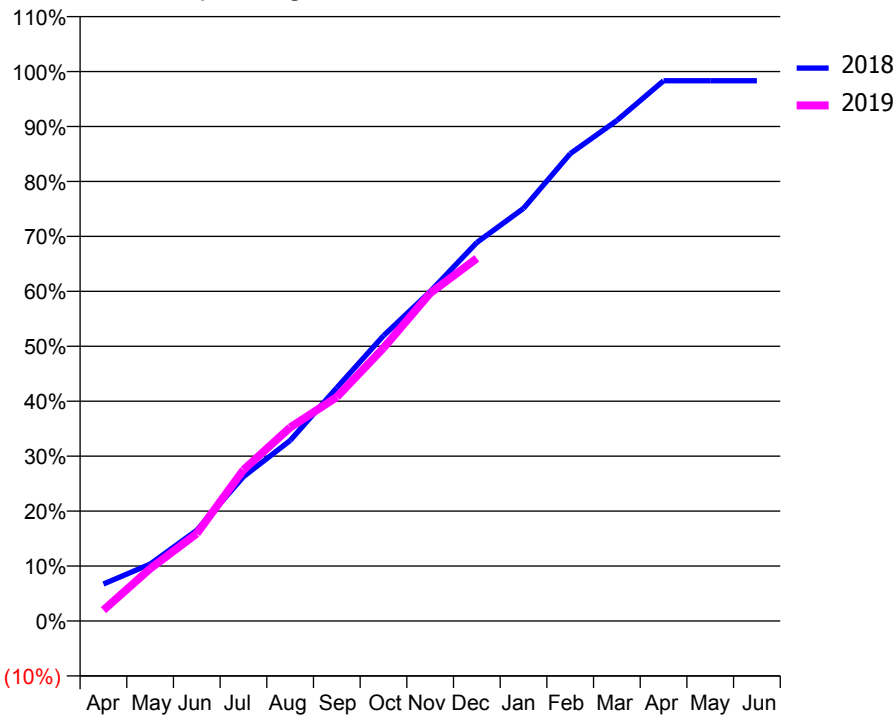
ACCESS*

Patients seen in 24 months	Total	Change since previous quarter
Quarter ending December 2017	2,378	
Quarter ending March 2018	2,396	→
Quarter ending June 2018	2,457	↑
Quarter ending September 2018	2,472	→
Quarter ending December 2018	2,561	↑
Variance since December 2017	7.7%	↑



ACTIVITY

Cumulative percentage of contracted UDA delivered 2018 & 2019



Month	Adjusted Scheduled Activity (UDA)	
	2018	2019
April	505	149
May	777	715
June	1,239	1,194
July	1,969	2,063
August	2,463	2,641
September	3,184	3,057
October	3,893	3,727
November	4,497	4,475
December	5,167	4,950
January	5,631	
February	6,377	
March	6,831	
April	7,373	
May	7,373	
June	7,373	

QUALITY

	Quantity	Base Number	Contract	AT	Region	England
% of FP17s for the same patient ID Re-attending within 3 months - Children	27	628	4.3%	9.4%	12.3%	11.8%
% of FP17s for the same patient ID Re-attending within 3 months - Adults	134	2,079	6.4%	13.5%	15.8%	15.6%
% of FP17s for the same patient ID Re-attending between 3 & 9 months - Children	389	628	61.9%	60.3%	60.1%	58.8%
% of FP17s for the same patient ID Re-attending between 3 & 9 months - Adults	1,201	2,079	57.8%	54.3%	53.3%	51.0%
% of FP17s for Band 1 Urgent Courses	56	2,529	2.2%	7.3%	9.0%	9.0%
% of FP17s Relating to Free Repair or Replacements	21	2,529	0.8%	1.1%	1.0%	0.8%
% of FP17s Relating to Continuations	30	2,529	1.2%	1.1%	1.0%	0.9%
% of Patients satisfied with the dentistry they have received	2	2	N/A	94.5%	93.8%	93.2%
% of Patients satisfied with the time they had to wait for an appointment	2	2	N/A	88.5%	89.4%	88.3%

* This is based on patients treated on this contract for their most recent course of treatment. Figures in italics indicate the base number of FP17s or Patient Questionnaire responses are less than 100. N/A is shown where the base number of responses is less than 10 during the period. % is calculated as Quantity/Base number*100

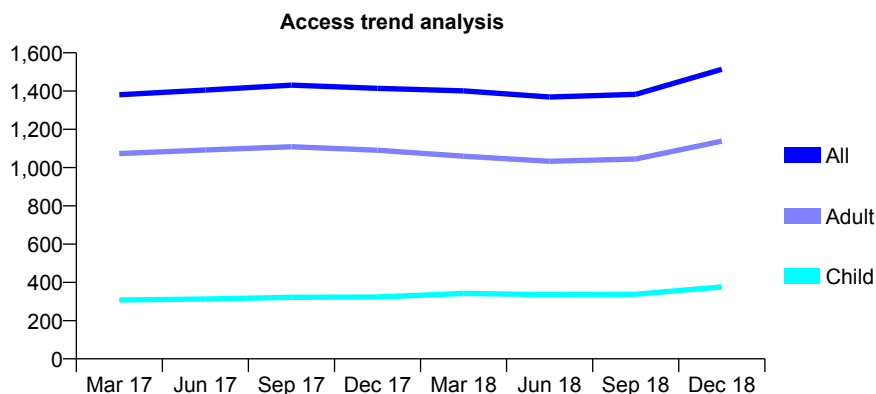
Q51 - Vital Signs At a Glance Contract Report for 109630/0007 - December 2018

Name or company name	TSJ Smile Limited
Contract type name	GDS Contract
Purpose of contract	General
Contract start date	01/10/2015
Contract end date	

18/19 Contracted general activity (UDA)	6,086
Carry forward general activity (UDA)	0
18/19 Contracted orthodontic activity (UOA)	0
Carry forward orthodontic activity (UOA)	0
Baseline contract value	£173,522.53

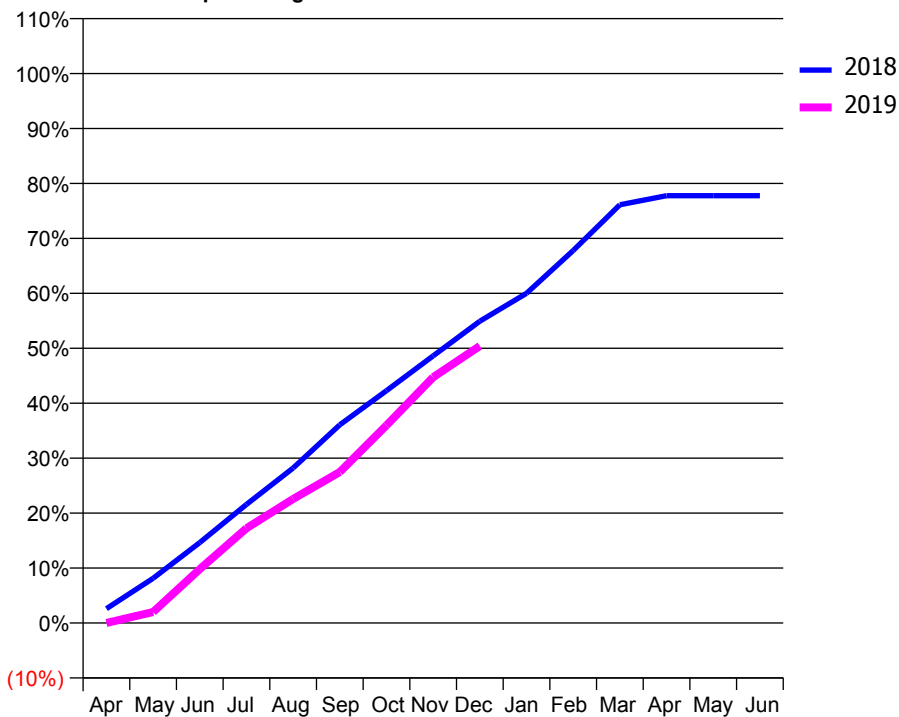
ACCESS*

Patients seen in 24 months	Total	Change since previous quarter
Quarter ending December 2017	1,414	
Quarter ending March 2018	1,401	→
Quarter ending June 2018	1,369	↓
Quarter ending September 2018	1,383	→
Quarter ending December 2018	1,514	↑
Variance since December 2017	7.1%	↑



ACTIVITY

Cumulative percentage of contracted UDA delivered 2018 & 2019



Month	Adjusted Scheduled Activity (UDA)	
	2018	2019
April	158	0
May	495	122
June	891	597
July	1,314	1,050
August	1,717	1,374
September	2,195	1,672
October	2,574	2,190
November	2,959	2,723
December	3,342	3,068
January	3,651	
February	4,125	
March	4,632	
April	4,733	
May	4,733	
June	4,733	

QUALITY

	Quantity	Base Number	Contract	AT	Region	England
% of FP17s for the same patient ID Re-attending within 3 months - Children	27	429	6.3%	9.4%	12.3%	11.8%
% of FP17s for the same patient ID Re-attending within 3 months - Adults	124	1,228	10.1%	13.5%	15.8%	15.6%
% of FP17s for the same patient ID Re-attending between 3 & 9 months - Children	282	429	65.7%	60.3%	60.1%	58.8%
% of FP17s for the same patient ID Re-attending between 3 & 9 months - Adults	767	1,228	62.5%	54.3%	53.3%	51.0%
% of FP17s for Band 1 Urgent Courses	136	1,609	8.5%	7.3%	9.0%	9.0%
% of FP17s Relating to Free Repair or Replacements	13	1,609	0.8%	1.1%	1.0%	0.8%
% of FP17s Relating to Continuations	8	1,609	0.5%	1.1%	1.0%	0.9%
% of Patients satisfied with the dentistry they have received	0	0	N/A	94.5%	93.8%	93.2%
% of Patients satisfied with the time they had to wait for an appointment	0	0	N/A	88.5%	89.4%	88.3%

* This is based on patients treated on this contract for their most recent course of treatment. Figures in italics indicate the base number of FP17s or Patient Questionnaire responses are less than 100. N/A is shown where the base number of responses is less than 10 during the period. % is calculated as Quantity/Base number*100

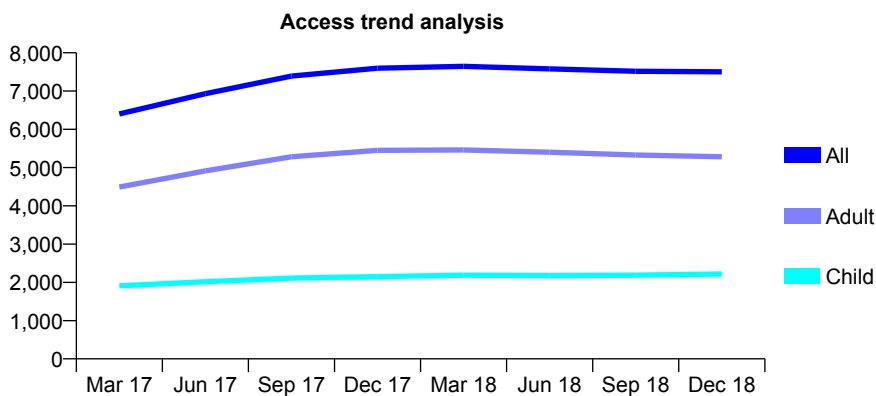
Q51 - Vital Signs At a Glance Contract Report for 109630/0008 - December 2018

Name or company name	TSJ Smile Limited
Contract type name	GDS Contract
Purpose of contract	General
Contract start date	01/10/2015
Contract end date	

18/19 Contracted general activity (UDA)	24,500
Carry forward general activity (UDA)	0
18/19 Contracted orthodontic activity (UOA)	0
Carry forward orthodontic activity (UOA)	0
Baseline contract value	£698,505.75

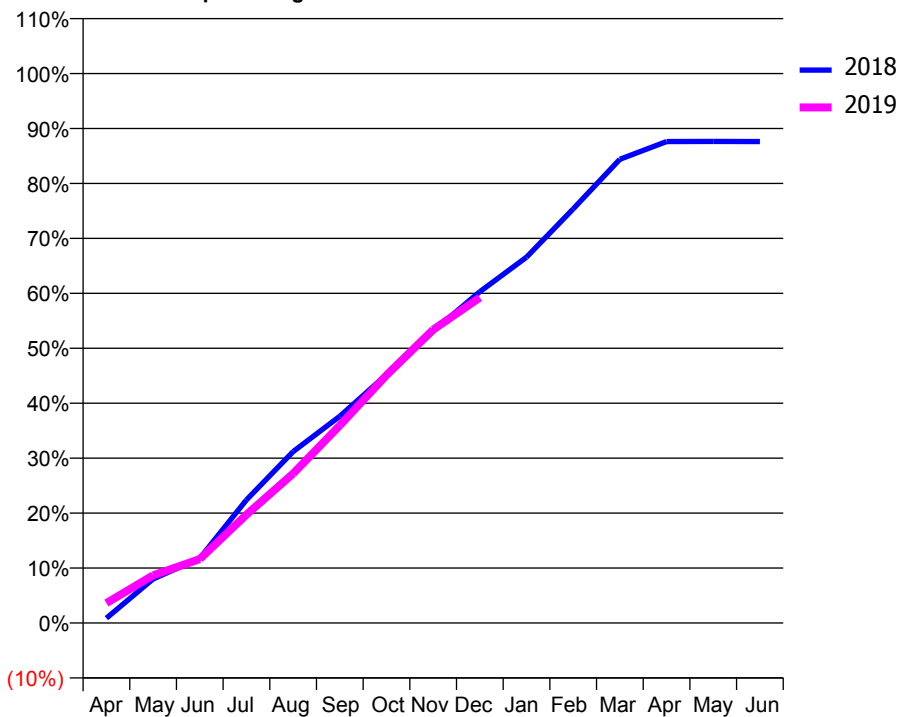
ACCESS*

Patients seen in 24 months	Total	Change since previous quarter
Quarter ending December 2017	7,598	
Quarter ending March 2018	7,646	→
Quarter ending June 2018	7,581	→
Quarter ending September 2018	7,516	→
Quarter ending December 2018	7,503	→
Variance since December 2017	(1.3%)	↓



ACTIVITY

Cumulative percentage of contracted UDA delivered 2018 & 2019



Month	Adjusted Scheduled Activity (UDA)	
	2018	2019
April	215	888
May	1,965	2,124
June	2,888	2,852
July	5,493	4,828
August	7,643	6,664
September	9,219	8,806
October	11,071	11,051
November	13,020	13,076
December	14,771	14,510
January	16,309	
February	18,464	
March	20,673	
April	21,468	
May	21,471	
June	21,468	

QUALITY

	Quantity	Base Number	Contract	AT	Region	England
% of FP17s for the same patient ID Re-attending within 3 months - Children	257	2,214	11.6%	9.4%	12.3%	11.8%
% of FP17s for the same patient ID Re-attending within 3 months - Adults	764	4,697	16.3%	13.5%	15.8%	15.6%
% of FP17s for the same patient ID Re-attending between 3 & 9 months - Children	1,184	2,214	53.5%	60.3%	60.1%	58.8%
% of FP17s for the same patient ID Re-attending between 3 & 9 months - Adults	2,272	4,697	48.4%	54.3%	53.3%	51.0%
% of FP17s for Band 1 Urgent Courses	957	6,605	14.5%	7.3%	9.0%	9.0%
% of FP17s Relating to Free Repair or Replacements	68	6,605	1.0%	1.1%	1.0%	0.8%
% of FP17s Relating to Continuations	61	6,605	0.9%	1.1%	1.0%	0.9%
% of Patients satisfied with the dentistry they have received	3	4	N/A	94.5%	93.8%	93.2%
% of Patients satisfied with the time they had to wait for an appointment	4	4	N/A	88.5%	89.4%	88.3%

* This is based on patients treated on this contract for their most recent course of treatment. Figures in italics indicate the base number of FP17s or Patient Questionnaire responses are less than 100. N/A is shown where the base number of responses is less than 10 during the period. % is calculated as Quantity/Base number*100

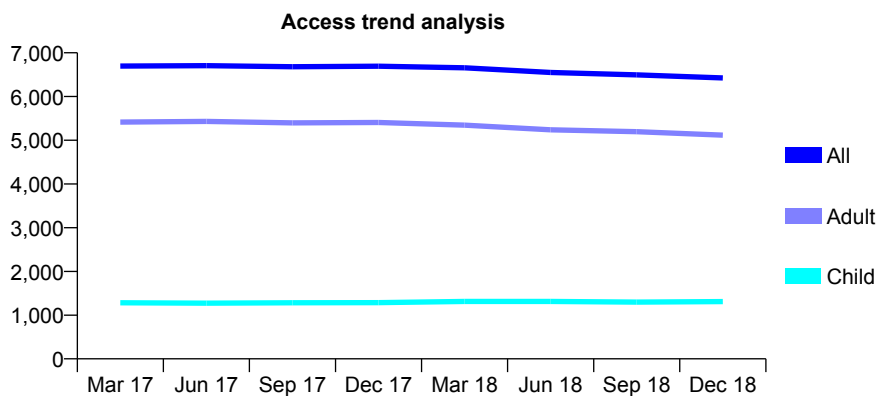
Q51 - Vital Signs At a Glance Contract Report for 109983/0001 - December 2018

Name or company name	Smile Create Ltd
Contract type name	GDS Contract
Purpose of contract	General and Orthodontic
Contract start date	01/04/2012
Contract end date	

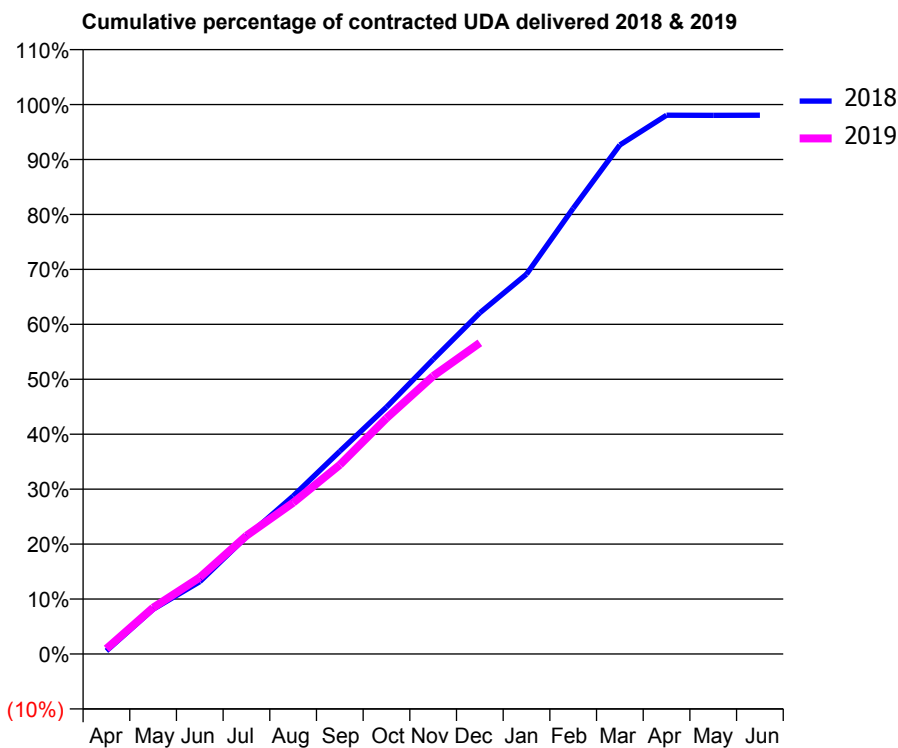
18/19 Contracted general activity (UDA)	15,796
Carry forward general activity (UDA)	310
18/19 Contracted orthodontic activity (UOA)	1,575
Carry forward orthodontic activity (UOA)	-13
Baseline contract value	£564,707.40

ACCESS*

Patients seen in 24 months	Total	Change since previous quarter
Quarter ending December 2017	6,692	
Quarter ending March 2018	6,657	→
Quarter ending June 2018	6,550	↓
Quarter ending September 2018	6,496	→
Quarter ending December 2018	6,426	↓
Variance since December 2017	(4.0%)	↓



ACTIVITY



Month	Adjusted Scheduled Activity (UDA)	
	2018	2019
April	90	152
May	1,287	1,333
June	2,079	2,203
July	3,371	3,403
August	4,539	4,349
September	5,827	5,437
October	7,097	6,777
November	8,471	7,990
December	9,808	8,945
January	10,920	
February	12,813	
March	14,632	
April	15,488	
May	15,485	
June	15,486	

QUALITY

	Quantity	Base Number	Contract	AT	Region	England
% of FP17s for the same patient ID Re-attending within 3 months - Children	157	1,480	10.6%	9.4%	12.3%	11.8%
% of FP17s for the same patient ID Re-attending within 3 months - Adults	650	4,712	13.8%	13.5%	15.8%	15.6%
% of FP17s for the same patient ID Re-attending between 3 & 9 months - Children	831	1,480	56.1%	60.3%	60.1%	58.8%
% of FP17s for the same patient ID Re-attending between 3 & 9 months - Adults	2,331	4,712	49.5%	54.3%	53.3%	51.0%
% of FP17s for Band 1 Urgent Courses	373	5,159	7.2%	7.3%	9.0%	9.0%
% of FP17s Relating to Free Repair or Replacements	53	5,159	1.0%	1.1%	1.0%	0.8%
% of FP17s Relating to Continuations	14	5,159	0.3%	1.1%	1.0%	0.9%
% of Patients satisfied with the dentistry they have received	3	3	N/A	94.5%	93.8%	93.2%
% of Patients satisfied with the time they had to wait for an appointment	3	3	N/A	88.5%	89.4%	88.3%

* This is based on patients treated on this contract for their most recent course of treatment. Figures in italics indicate the base number of FP17s or Patient Questionnaire responses are less than 100. N/A is shown where the base number of responses is less than 10 during the period. % is calculated as Quantity/Base number*100

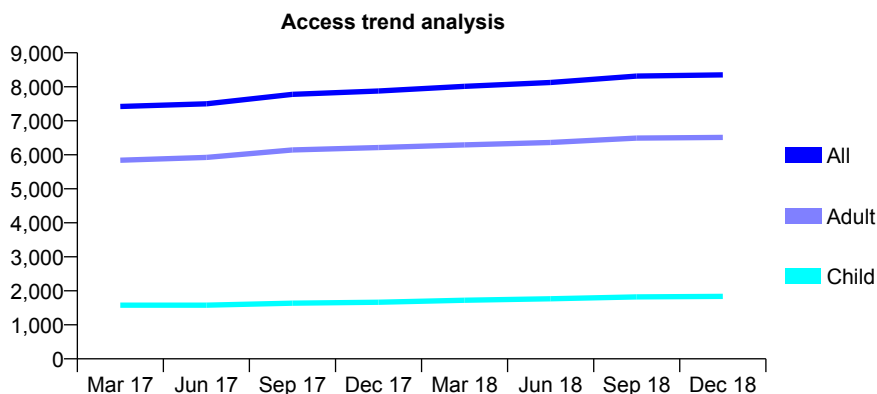
Q51 - Vital Signs At a Glance Contract Report for 110590/0001 - December 2018

Name or company name	London Road Dental Practice Partnership
Contract type name	GDS Contract
Purpose of contract	General
Contract start date	01/04/2012
Contract end date	

18/19 Contracted general activity (UDA)	23,897
Carry forward general activity (UDA)	0
18/19 Contracted orthodontic activity (UOA)	0
Carry forward orthodontic activity (UOA)	0
Baseline contract value	£777,056.03

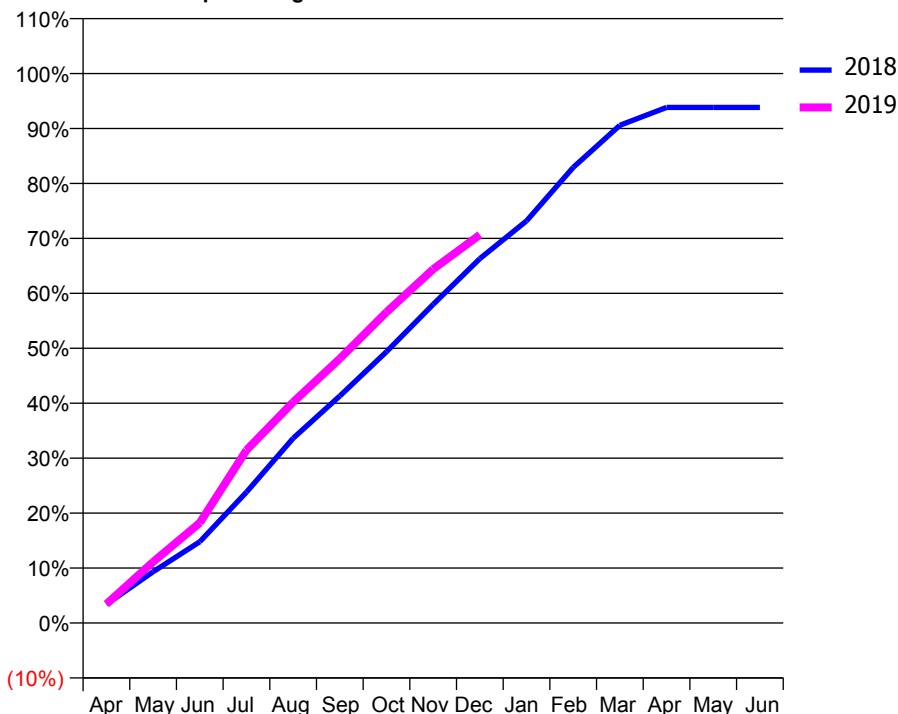
ACCESS*

Patients seen in 24 months	Total	Change since previous quarter
Quarter ending December 2017	7,878	
Quarter ending March 2018	8,015	→
Quarter ending June 2018	8,128	→
Quarter ending September 2018	8,314	↑
Quarter ending December 2018	8,350	→
Variance since December 2017	6.0%	↑



ACTIVITY

Cumulative percentage of contracted UDA delivered 2018 & 2019



Month	Adjusted Scheduled Activity (UDA)	
	2018	2019
April	815	827
May	2,228	2,659
June	3,535	4,359
July	5,691	7,519
August	8,035	9,609
September	9,875	11,495
October	11,799	13,523
November	13,859	15,387
December	15,846	16,886
January	17,488	
February	19,815	
March	21,645	
April	22,419	
May	22,420	
June	22,420	

QUALITY

	Quantity	Base Number	Contract	AT	Region	England
% of FP17s for the same patient ID Re-attending within 3 months - Children	118	1,908	6.2%	9.4%	12.3%	11.8%
% of FP17s for the same patient ID Re-attending within 3 months - Adults	758	6,418	11.8%	13.5%	15.8%	15.6%
% of FP17s for the same patient ID Re-attending between 3 & 9 months - Children	1,005	1,908	52.7%	60.3%	60.1%	58.8%
% of FP17s for the same patient ID Re-attending between 3 & 9 months - Adults	3,115	6,418	48.5%	54.3%	53.3%	51.0%
% of FP17s for Band 1 Urgent Courses	450	7,958	5.7%	7.3%	9.0%	9.0%
% of FP17s Relating to Free Repair or Replacements	41	7,958	0.5%	1.1%	1.0%	0.8%
% of FP17s Relating to Continuations	124	7,958	1.6%	1.1%	1.0%	0.9%
% of Patients satisfied with the dentistry they have received	6	6	N/A	94.5%	93.8%	93.2%
% of Patients satisfied with the time they had to wait for an appointment	5	6	N/A	88.5%	89.4%	88.3%

* This is based on patients treated on this contract for their most recent course of treatment. Figures in italics indicate the base number of FP17s or Patient Questionnaire responses are less than 100. N/A is shown where the base number of responses is less than 10 during the period. % is calculated as Quantity/Base number*100

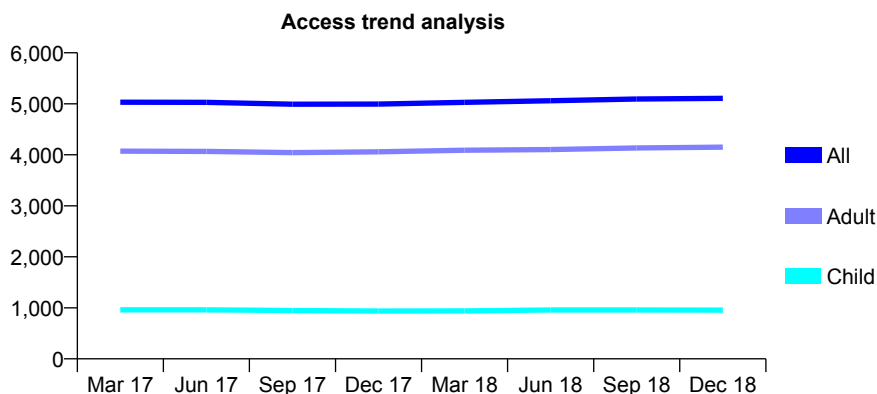
Q51 - Vital Signs At a Glance Contract Report for 111619/0001 - December 2018

Name or company name	SCA Collins Limited
Contract type name	GDS Contract
Purpose of contract	General
Contract start date	01/10/2013
Contract end date	

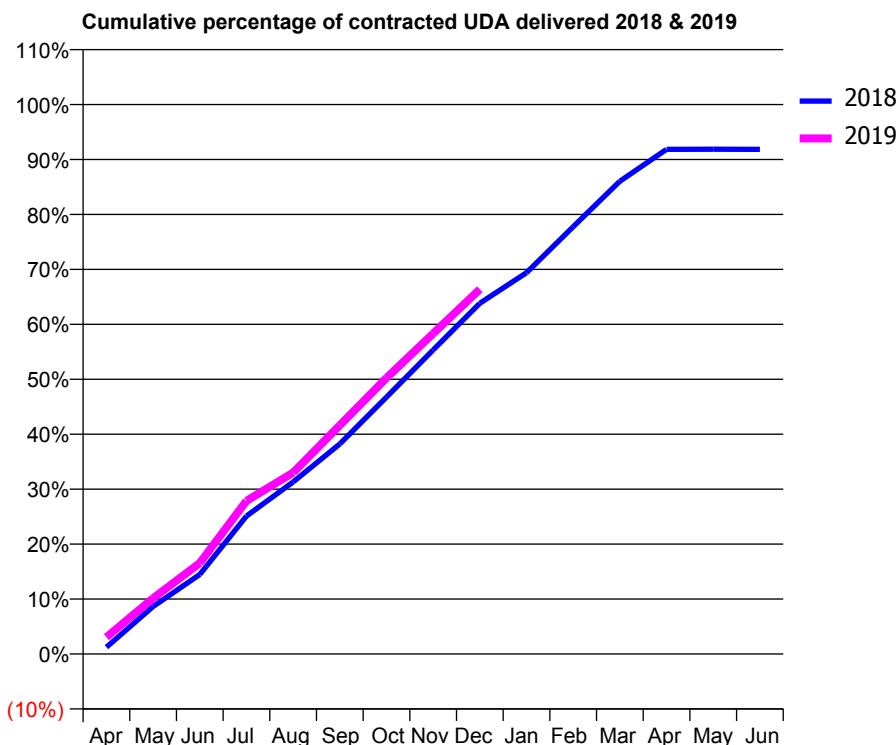
18/19 Contracted general activity (UDA)	12,834
Carry forward general activity (UDA)	0
18/19 Contracted orthodontic activity (UOA)	0
Carry forward orthodontic activity (UOA)	0
Baseline contract value	£390,015.01

ACCESS*

Patients seen in 24 months	Total	Change since previous quarter
Quarter ending December 2017	4,995	
Quarter ending March 2018	5,029	→
Quarter ending June 2018	5,061	→
Quarter ending September 2018	5,093	→
Quarter ending December 2018	5,106	→
Variance since December 2017	2.2%	↑



ACTIVITY



Month	Adjusted Scheduled Activity (UDA)	
	2018	2019
April	160	394
May	1,110	1,302
June	1,859	2,124
July	3,222	3,576
August	4,019	4,237
September	4,906	5,343
October	5,999	6,447
November	7,101	7,484
December	8,192	8,520
January	8,905	
February	9,981	
March	11,042	
April	11,788	
May	11,789	
June	11,788	

QUALITY

	Quantity	Base Number	Contract	AT	Region	England
% of FP17s for the same patient ID Re-attending within 3 months - Children	77	966	8.0%	9.4%	12.3%	11.8%
% of FP17s for the same patient ID Re-attending within 3 months - Adults	705	4,176	16.9%	13.5%	15.8%	15.6%
% of FP17s for the same patient ID Re-attending between 3 & 9 months - Children	445	966	46.1%	60.3%	60.1%	58.8%
% of FP17s for the same patient ID Re-attending between 3 & 9 months - Adults	1,903	4,176	45.6%	54.3%	53.3%	51.0%
% of FP17s for Band 1 Urgent Courses	427	4,772	8.9%	7.3%	9.0%	9.0%
% of FP17s Relating to Free Repair or Replacements	61	4,772	1.3%	1.1%	1.0%	0.8%
% of FP17s Relating to Continuations	107	4,772	2.2%	1.1%	1.0%	0.9%
% of Patients satisfied with the dentistry they have received	3	3	N/A	94.5%	93.8%	93.2%
% of Patients satisfied with the time they had to wait for an appointment	3	3	N/A	88.5%	89.4%	88.3%

* This is based on patients treated on this contract for their most recent course of treatment. Figures in italics indicate the base number of FP17s or Patient Questionnaire responses are less than 100. N/A is shown where the base number of responses is less than 10 during the period. % is calculated as Quantity/Base number*100

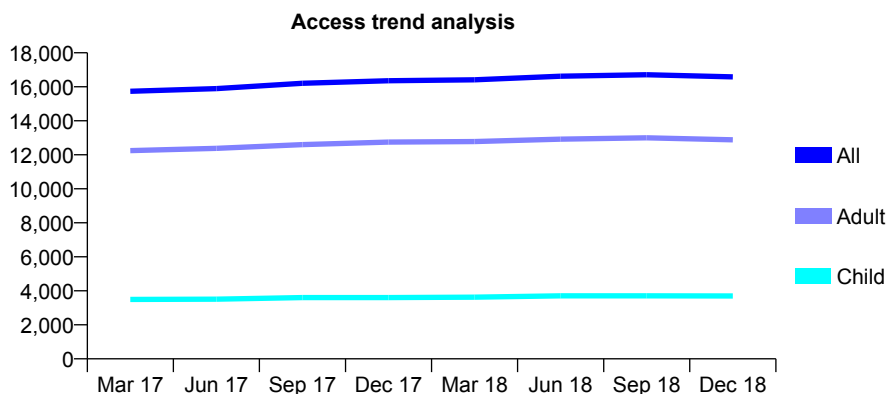
Q51 - Vital Signs At a Glance Contract Report for 112348/0001 - December 2018

Name or company name	Wright Dental Care Ltd
Contract type name	GDS Contract
Purpose of contract	General and Orthodontic
Contract start date	01/12/2011
Contract end date	

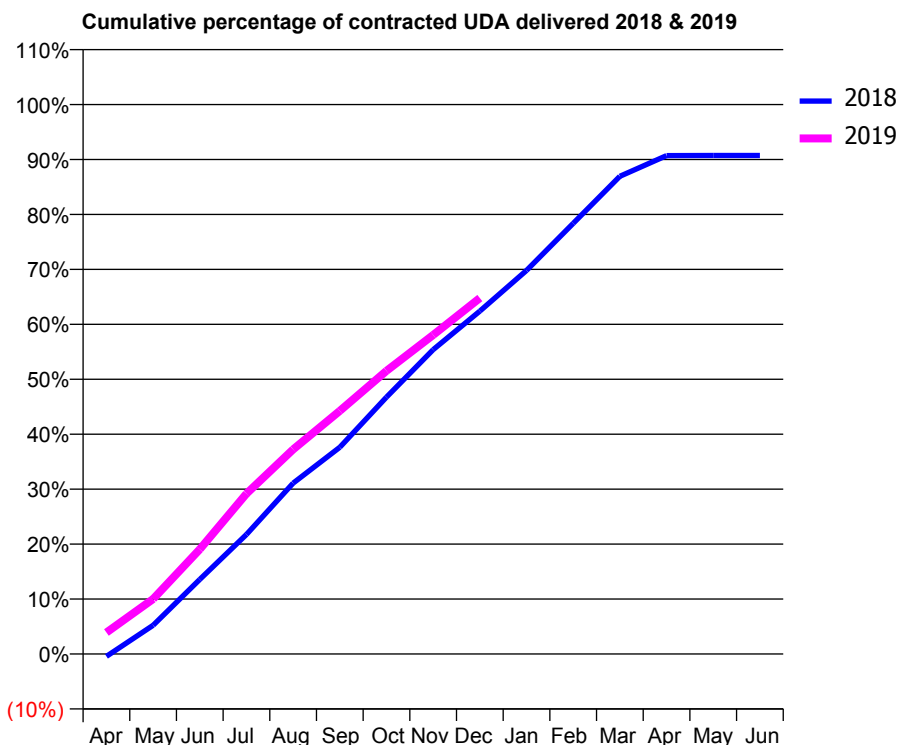
18/19 Contracted general activity (UDA)	50,922
Carry forward general activity (UDA)	0
18/19 Contracted orthodontic activity (UOA)	300
Carry forward orthodontic activity (UOA)	-2
Baseline contract value	£1,377,390.12

ACCESS*

Patients seen in 24 months	Total	Change since previous quarter
Quarter ending December 2017	16,354	
Quarter ending March 2018	16,410	→
Quarter ending June 2018	16,626	→
Quarter ending September 2018	16,706	→
Quarter ending December 2018	16,581	→
Variance since December 2017	1.4%	→



ACTIVITY



Month	Adjusted Scheduled Activity (UDA)	
	2018	2019
April	-225	1,996
May	2,661	5,097
June	6,918	9,707
July	11,075	14,854
August	15,831	18,962
September	19,162	22,535
October	23,800	26,236
November	28,208	29,561
December	31,773	32,986
January	35,547	
February	39,911	
March	44,273	
April	46,183	
May	46,193	
June	46,203	

QUALITY

	Quantity	Base Number	Contract	AT	Region	England
% of FP17s for the same patient ID Re-attending within 3 months - Children	321	3,946	8.1%	9.4%	12.3%	11.8%
% of FP17s for the same patient ID Re-attending within 3 months - Adults	1,900	13,140	14.5%	13.5%	15.8%	15.6%
% of FP17s for the same patient ID Re-attending between 3 & 9 months - Children	2,338	3,946	59.2%	60.3%	60.1%	58.8%
% of FP17s for the same patient ID Re-attending between 3 & 9 months - Adults	7,120	13,140	54.2%	54.3%	53.3%	51.0%
% of FP17s for Band 1 Urgent Courses	1,050	15,797	6.6%	7.3%	9.0%	9.0%
% of FP17s Relating to Free Repair or Replacements	225	15,797	1.4%	1.1%	1.0%	0.8%
% of FP17s Relating to Continuations	423	15,797	2.7%	1.1%	1.0%	0.9%
% of Patients satisfied with the dentistry they have received	8	8	N/A	94.5%	93.8%	93.2%
% of Patients satisfied with the time they had to wait for an appointment	8	8	N/A	88.5%	89.4%	88.3%

* This is based on patients treated on this contract for their most recent course of treatment. Figures in italics indicate the base number of FP17s or Patient Questionnaire responses are less than 100. N/A is shown where the base number of responses is less than 10 during the period. % is calculated as Quantity/Base number*100

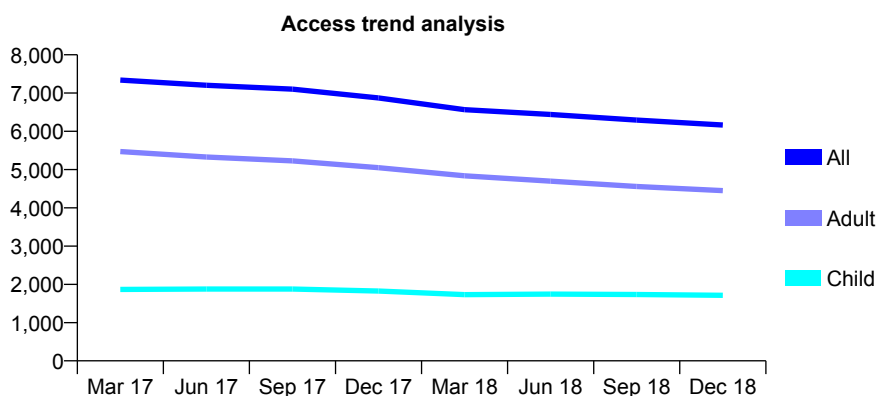
Q51 - Vital Signs At a Glance Contract Report for 113395/0001 - December 2018

Name or company name	Ffolliott Bird Associates Ltd
Contract type name	GDS Contract
Purpose of contract	General
Contract start date	01/09/2007
Contract end date	

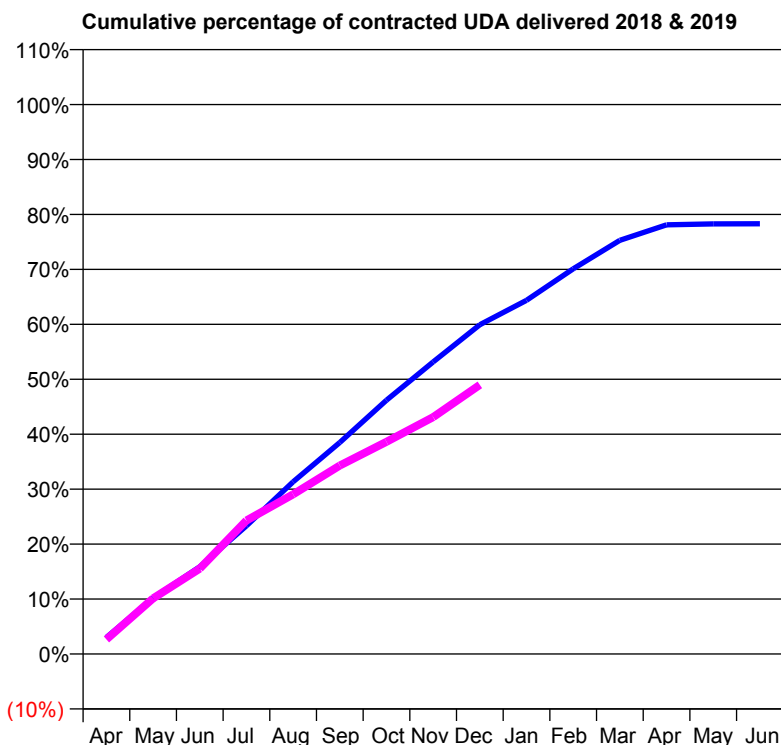
18/19 Contracted general activity (UDA)	20,681
Carry forward general activity (UDA)	0
18/19 Contracted orthodontic activity (UOA)	0
Carry forward orthodontic activity (UOA)	0
Baseline contract value	£589,563.22

ACCESS*

Patients seen in 24 months	Total	Change since previous quarter
Quarter ending December 2017	6,874	
Quarter ending March 2018	6,566	↓
Quarter ending June 2018	6,440	↓
Quarter ending September 2018	6,293	↓
Quarter ending December 2018	6,165	↓
Variance since December 2017	(10.3%)	↓



ACTIVITY



Month	Adjusted Scheduled Activity (UDA)	
	2018	2019
April	624	549
May	2,110	2,095
June	3,284	3,216
July	4,825	5,028
August	6,480	6,011
September	7,962	7,094
October	9,551	7,988
November	10,994	8,914
December	12,396	10,133
January	13,314	
February	14,497	
March	15,568	
April	16,155	
May	16,190	
June	16,192	

QUALITY

	Quantity	Base Number	Contract	AT	Region	England
% of FP17s for the same patient ID Re-attending within 3 months - Children	91	1,404	6.5%	9.4%	12.3%	11.8%
% of FP17s for the same patient ID Re-attending within 3 months - Adults	348	3,226	10.8%	13.5%	15.8%	15.6%
% of FP17s for the same patient ID Re-attending between 3 & 9 months - Children	568	1,404	40.5%	60.3%	60.1%	58.8%
% of FP17s for the same patient ID Re-attending between 3 & 9 months - Adults	1,157	3,226	35.9%	54.3%	53.3%	51.0%
% of FP17s for Band 1 Urgent Courses	273	4,415	6.2%	7.3%	9.0%	9.0%
% of FP17s Relating to Free Repair or Replacements	51	4,415	1.2%	1.1%	1.0%	0.8%
% of FP17s Relating to Continuations	80	4,415	1.8%	1.1%	1.0%	0.9%
% of Patients satisfied with the dentistry they have received	1	1	N/A	94.5%	93.8%	93.2%
% of Patients satisfied with the time they had to wait for an appointment	1	1	N/A	88.5%	89.4%	88.3%

* This is based on patients treated on this contract for their most recent course of treatment. Figures in italics indicate the base number of FP17s or Patient Questionnaire responses are less than 100. N/A is shown where the base number of responses is less than 10 during the period. % is calculated as Quantity/Base number*100

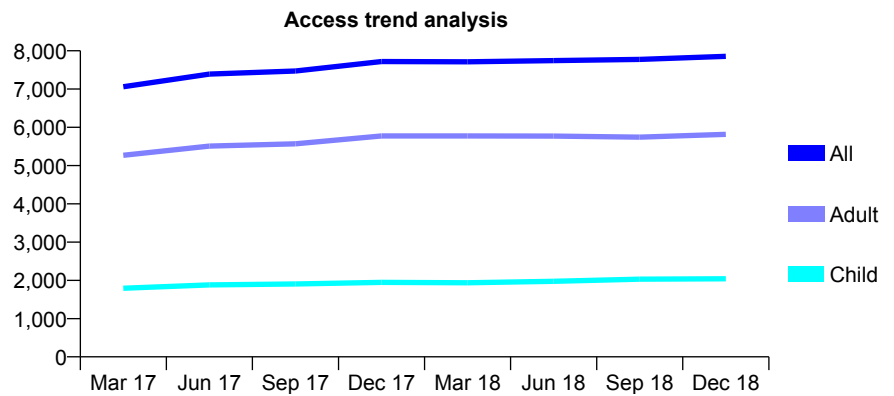
Q51 - Vital Signs At a Glance Contract Report for 113395/0002 - December 2018

Name or company name	Ffolliott Bird Associates Ltd
Contract type name	GDS Contract
Purpose of contract	General
Contract start date	01/09/2007
Contract end date	

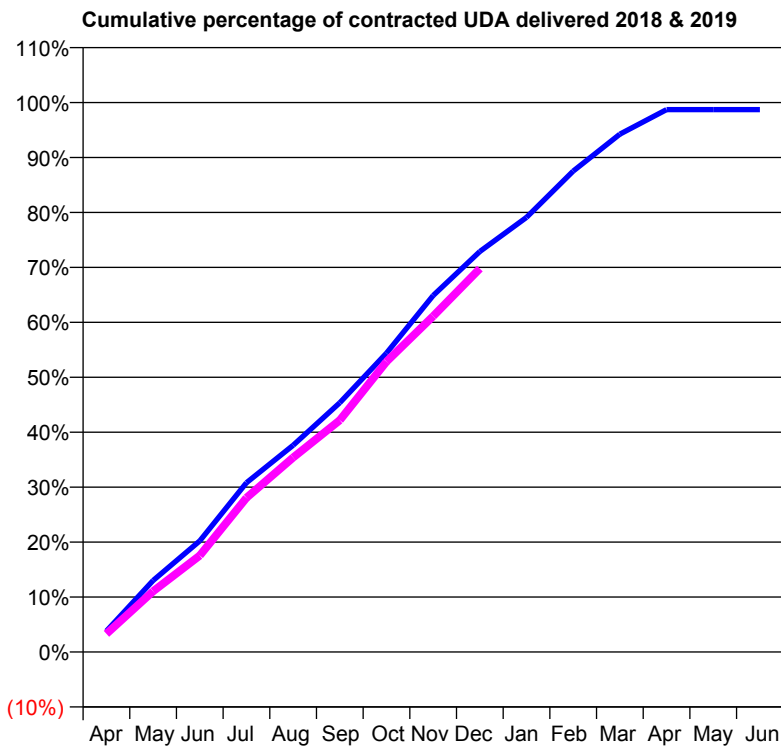
18/19 Contracted general activity (UDA)	19,686
Carry forward general activity (UDA)	-72
18/19 Contracted orthodontic activity (UOA)	0
Carry forward orthodontic activity (UOA)	0
Baseline contract value	£644,448.18

ACCESS*

Patients seen in 24 months	Total	Change since previous quarter
Quarter ending December 2017	7,721	
Quarter ending March 2018	7,711	→
Quarter ending June 2018	7,744	→
Quarter ending September 2018	7,774	→
Quarter ending December 2018	7,857	→
Variance since December 2017	1.8%	→



ACTIVITY



Month	Adjusted Scheduled Activity (UDA)	
	2018	2019
April	750	652
May	2,563	2,175
June	3,982	3,457
July	6,066	5,523
August	7,406	6,965
September	8,929	8,304
October	10,706	10,404
November	12,773	12,032
December	14,350	13,735
January	15,573	
February	17,230	
March	18,551	
April	19,432	
May	19,430	
June	19,430	

QUALITY

	Quantity	Base Number	Contract	AT	Region	England
% of FP17s for the same patient ID Re-attending within 3 months - Children	92	2,054	4.5%	9.4%	12.3%	11.8%
% of FP17s for the same patient ID Re-attending within 3 months - Adults	616	5,610	11.0%	13.5%	15.8%	15.6%
% of FP17s for the same patient ID Re-attending between 3 & 9 months - Children	1,104	2,054	53.7%	60.3%	60.1%	58.8%
% of FP17s for the same patient ID Re-attending between 3 & 9 months - Adults	2,919	5,610	52.0%	54.3%	53.3%	51.0%
% of FP17s for Band 1 Urgent Courses	439	7,256	6.1%	7.3%	9.0%	9.0%
% of FP17s Relating to Free Repair or Replacements	63	7,256	0.9%	1.1%	1.0%	0.8%
% of FP17s Relating to Continuations	100	7,256	1.4%	1.1%	1.0%	0.9%
% of Patients satisfied with the dentistry they have received	10	10	100.0%	94.5%	93.8%	93.2%
% of Patients satisfied with the time they had to wait for an appointment	7	10	70.0%	88.5%	89.4%	88.3%

* This is based on patients treated on this contract for their most recent course of treatment. Figures in italics indicate the base number of FP17s or Patient Questionnaire responses are less than 100. N/A is shown where the base number of responses is less than 10 during the period. % is calculated as Quantity/Base number*100

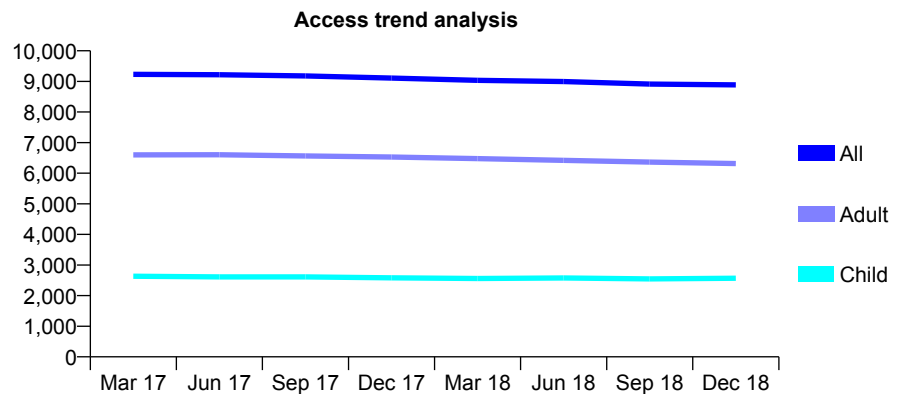
Q51 - Vital Signs At a Glance Contract Report for 113395/0003 - December 2018

Name or company name	Ffolliott Bird Associates Ltd
Contract type name	GDS Contract
Purpose of contract	General
Contract start date	01/09/2007
Contract end date	

18/19 Contracted general activity (UDA)	26,371
Carry forward general activity (UDA)	0
18/19 Contracted orthodontic activity (UOA)	0
Carry forward orthodontic activity (UOA)	0
Baseline contract value	£845,981.92

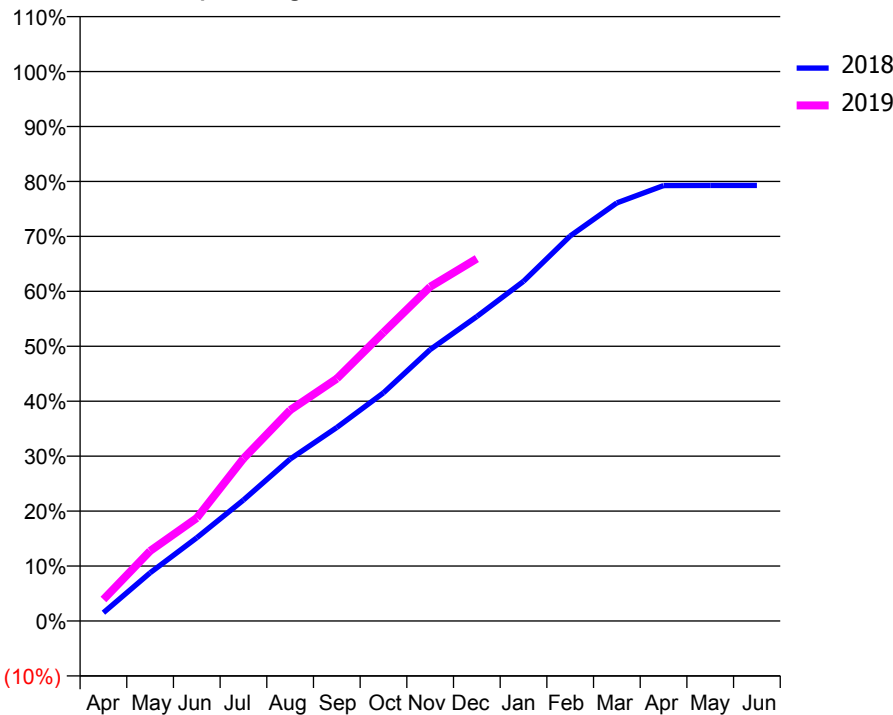
ACCESS*

Patients seen in 24 months	Total	Change since previous quarter
Quarter ending December 2017	9,111	
Quarter ending March 2018	9,037	→
Quarter ending June 2018	8,997	→
Quarter ending September 2018	8,914	→
Quarter ending December 2018	8,887	→
Variance since December 2017	(2.5%)	↓



ACTIVITY

Cumulative percentage of contracted UDA delivered 2018 & 2019



Month	Adjusted Scheduled Activity (UDA)	
	2018	2019
April	399	1,036
May	2,316	3,365
June	3,995	4,946
July	5,810	7,800
August	7,772	10,119
September	9,286	11,632
October	10,955	13,851
November	13,026	16,040
December	14,612	17,391
January	16,304	
February	18,479	
March	20,068	
April	20,900	
May	20,904	
June	20,906	

QUALITY

	Quantity	Base Number	Contract	AT	Region	England
% of FP17s for the same patient ID Re-attending within 3 months - Children	163	2,474	6.6%	9.4%	12.3%	11.8%
% of FP17s for the same patient ID Re-attending within 3 months - Adults	688	5,855	11.8%	13.5%	15.8%	15.6%
% of FP17s for the same patient ID Re-attending between 3 & 9 months - Children	1,026	2,474	41.5%	60.3%	60.1%	58.8%
% of FP17s for the same patient ID Re-attending between 3 & 9 months - Adults	2,172	5,855	37.1%	54.3%	53.3%	51.0%
% of FP17s for Band 1 Urgent Courses	533	7,974	6.7%	7.3%	9.0%	9.0%
% of FP17s Relating to Free Repair or Replacements	45	7,974	0.6%	1.1%	1.0%	0.8%
% of FP17s Relating to Continuations	106	7,974	1.3%	1.1%	1.0%	0.9%
% of Patients satisfied with the dentistry they have received	6	7	N/A	94.5%	93.8%	93.2%
% of Patients satisfied with the time they had to wait for an appointment	5	7	N/A	88.5%	89.4%	88.3%

* This is based on patients treated on this contract for their most recent course of treatment. Figures in italics indicate the base number of FP17s or Patient Questionnaire responses are less than 100. N/A is shown where the base number of responses is less than 10 during the period. % is calculated as Quantity/Base number*100

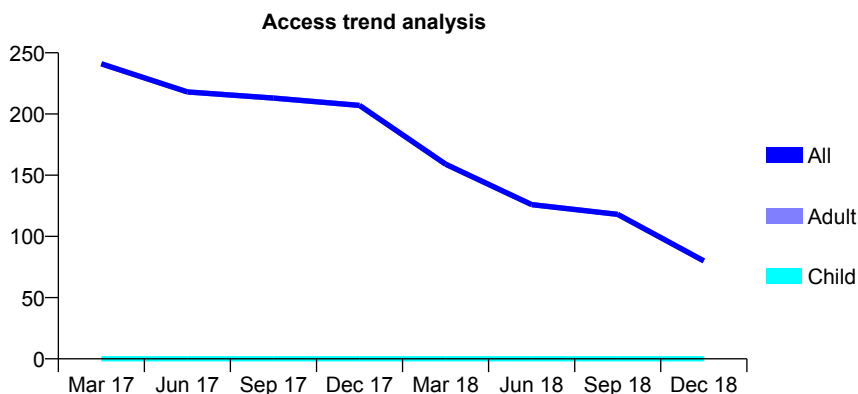
Q51 - Vital Signs At a Glance Contract Report for 113395/0004 - December 2018

Name or company name	Ffolliott Bird Associates Ltd
Contract type name	GDS Contract
Purpose of contract	General
Contract start date	01/04/2008
Contract end date	

18/19 Contracted general activity (UDA)	1,080
Carry forward general activity (UDA)	0
18/19 Contracted orthodontic activity (UOA)	0
Carry forward orthodontic activity (UOA)	0
Baseline contract value	£66,845.88

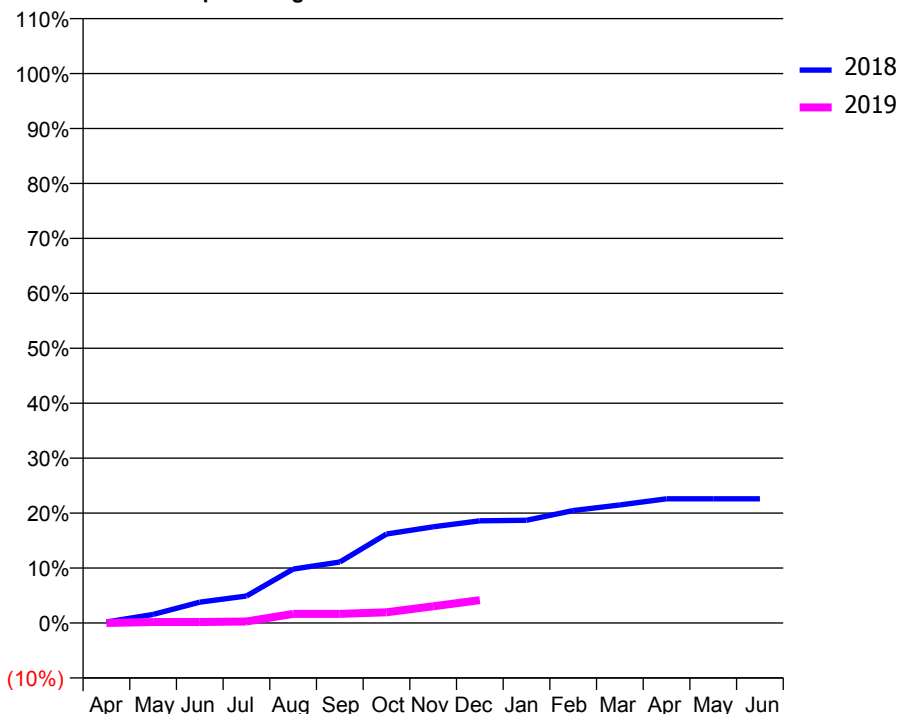
ACCESS*

Patients seen in 24 months	Total	Change since previous quarter
Quarter ending December 2017	207	
Quarter ending March 2018	159	↓
Quarter ending June 2018	126	↓
Quarter ending September 2018	118	↓
Quarter ending December 2018	80	↓
Variance since December 2017	(61.4%)	↓



ACTIVITY

Cumulative percentage of contracted UDA delivered 2018 & 2019



Month	Adjusted Scheduled Activity (UDA)	
	2018	2019
April	2	0
May	17	2
June	41	2
July	53	3
August	106	18
September	120	18
October	175	21
November	189	33
December	201	45
January	202	
February	221	
March	232	
April	244	
May	244	
June	244	

QUALITY

	Quantity	Base Number	Contract	AT	Region	England
% of FP17s for the same patient ID Re-attending within 3 months - Children	0	0	N/A	9.4%	12.3%	11.8%
% of FP17s for the same patient ID Re-attending within 3 months - Adults	0	11	0.0%	13.5%	15.8%	15.6%
% of FP17s for the same patient ID Re-attending between 3 & 9 months - Children	0	0	N/A	60.3%	60.1%	58.8%
% of FP17s for the same patient ID Re-attending between 3 & 9 months - Adults	3	11	27.3%	54.3%	53.3%	51.0%
% of FP17s for Band 1 Urgent Courses	0	10	0.0%	7.3%	9.0%	9.0%
% of FP17s Relating to Free Repair or Replacements	0	10	0.0%	1.1%	1.0%	0.8%
% of FP17s Relating to Continuations	0	10	0.0%	1.1%	1.0%	0.9%
% of Patients satisfied with the dentistry they have received	0	0	N/A	94.5%	93.8%	93.2%
% of Patients satisfied with the time they had to wait for an appointment	0	0	N/A	88.5%	89.4%	88.3%

* This is based on patients treated on this contract for their most recent course of treatment. Figures in italics indicate the base number of FP17s or Patient Questionnaire responses are less than 100. N/A is shown where the base number of responses is less than 10 during the period. % is calculated as Quantity/Base number*100

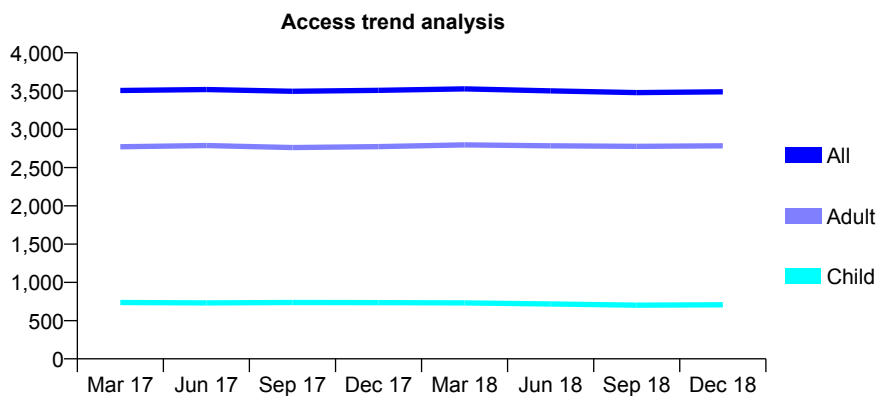
Q51 - Vital Signs At a Glance Contract Report for 114227/0001 - December 2018

Name or company name	Holme Lane Dental Practice
Contract type name	GDS Contract
Purpose of contract	General
Contract start date	01/11/2008
Contract end date	

18/19 Contracted general activity (UDA)	10,817
Carry forward general activity (UDA)	165
18/19 Contracted orthodontic activity (UOA)	0
Carry forward orthodontic activity (UOA)	0
Baseline contract value	£351,171.45

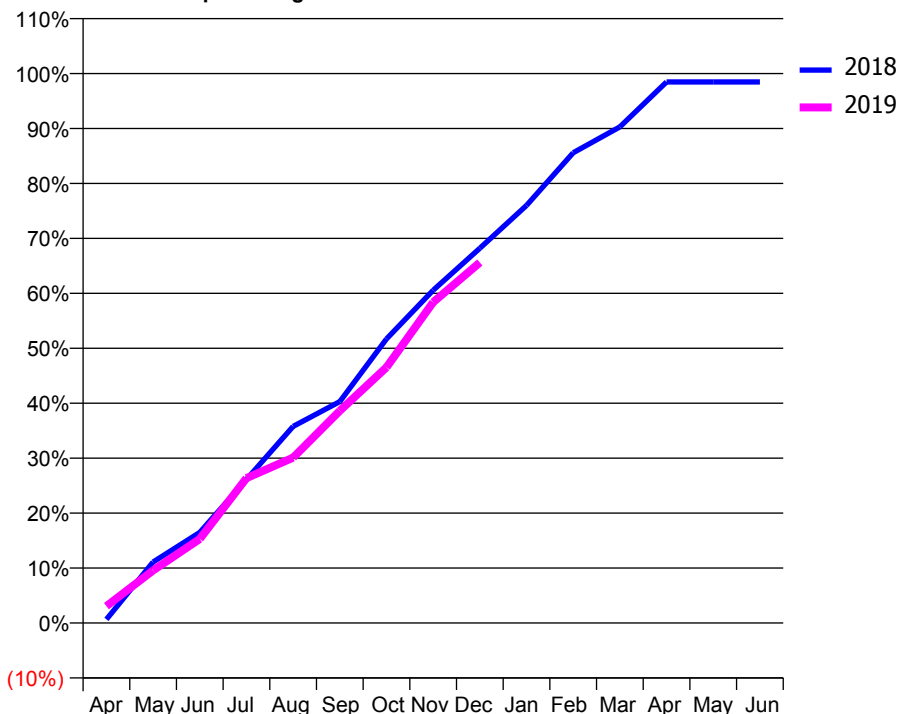
ACCESS*

Patients seen in 24 months	Total	Change since previous quarter
Quarter ending December 2017	3,509	
Quarter ending March 2018	3,528	→
Quarter ending June 2018	3,503	→
Quarter ending September 2018	3,479	→
Quarter ending December 2018	3,491	→
Variance since December 2017	(0.5%)	→



ACTIVITY

Cumulative percentage of contracted UDA delivered 2018 & 2019



Month	Adjusted Scheduled Activity (UDA)	
	2018	2019
April	73	333
May	1,201	1,036
June	1,783	1,654
July	2,825	2,851
August	3,870	3,257
September	4,359	4,178
October	5,592	5,034
November	6,551	6,314
December	7,377	7,097
January	8,220	
February	9,257	
March	9,767	
April	10,650	
May	10,652	
June	10,652	

QUALITY

	Quantity	Base Number	Contract	AT	Region	England
% of FP17s for the same patient ID Re-attending within 3 months - Children	65	748	8.7%	9.4%	12.3%	11.8%
% of FP17s for the same patient ID Re-attending within 3 months - Adults	383	2,771	13.8%	13.5%	15.8%	15.6%
% of FP17s for the same patient ID Re-attending between 3 & 9 months - Children	359	748	48.0%	60.3%	60.1%	58.8%
% of FP17s for the same patient ID Re-attending between 3 & 9 months - Adults	1,251	2,771	45.1%	54.3%	53.3%	51.0%
% of FP17s for Band 1 Urgent Courses	227	3,168	7.2%	7.3%	9.0%	9.0%
% of FP17s Relating to Free Repair or Replacements	60	3,168	1.9%	1.1%	1.0%	0.8%
% of FP17s Relating to Continuations	81	3,168	2.6%	1.1%	1.0%	0.9%
% of Patients satisfied with the dentistry they have received	2	2	N/A	94.5%	93.8%	93.2%
% of Patients satisfied with the time they had to wait for an appointment	1	2	N/A	88.5%	89.4%	88.3%

* This is based on patients treated on this contract for their most recent course of treatment. Figures in italics indicate the base number of FP17s or Patient Questionnaire responses are less than 100. N/A is shown where the base number of responses is less than 10 during the period. % is calculated as Quantity/Base number*100

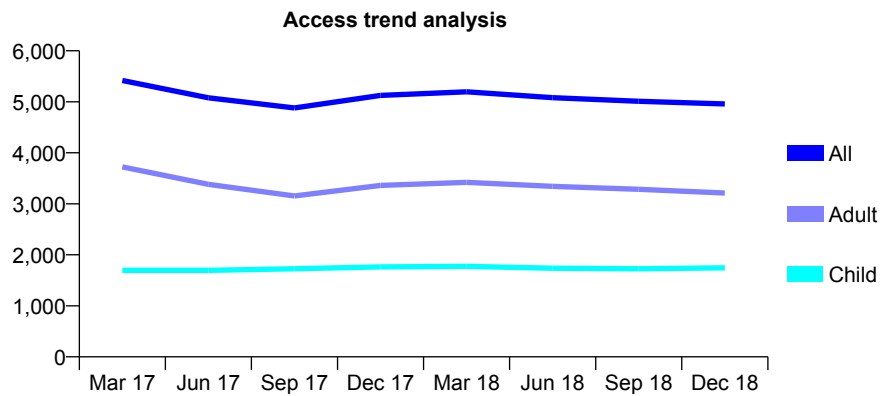
Q51 - Vital Signs At a Glance Contract Report for 114871/0001 - December 2018

Name or company name	Abbeydale Road Family Dental Centre
Contract type name	GDS Contract
Purpose of contract	General
Contract start date	01/04/2012
Contract end date	

18/19 Contracted general activity (UDA)	13,643
Carry forward general activity (UDA)	157
18/19 Contracted orthodontic activity (UOA)	0
Carry forward orthodontic activity (UOA)	0
Baseline contract value	£368,057.36

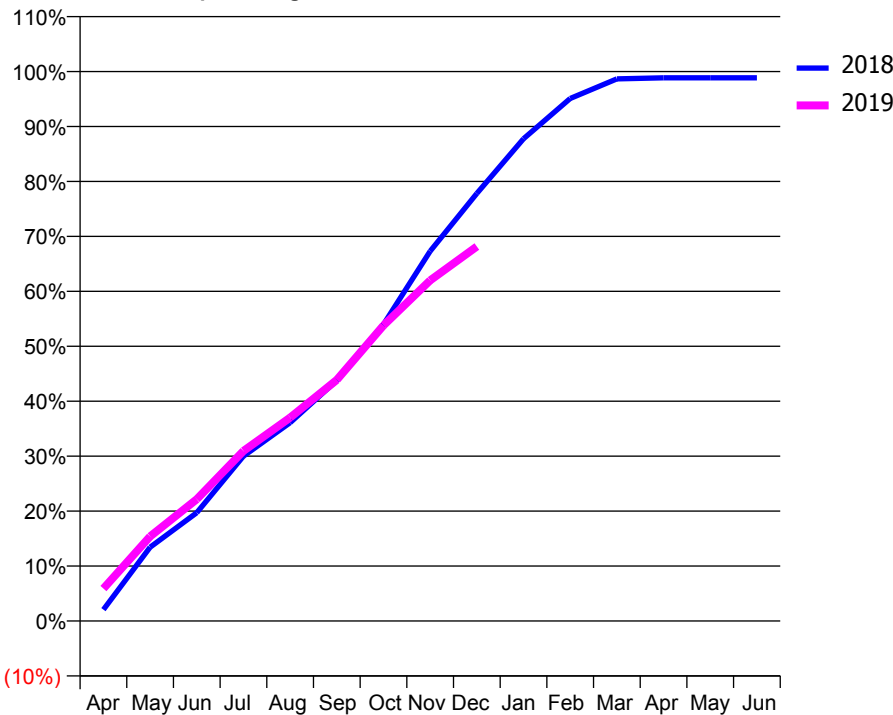
ACCESS*

Patients seen in 24 months	Total	Change since previous quarter
Quarter ending December 2017	5,125	
Quarter ending March 2018	5,196	→
Quarter ending June 2018	5,080	↓
Quarter ending September 2018	5,010	↓
Quarter ending December 2018	4,957	↓
Variance since December 2017	(3.3%)	↓



ACTIVITY

Cumulative percentage of contracted UDA delivered 2018 & 2019



Month	Adjusted Scheduled Activity (UDA)	
	2018	2019
April	284	805
May	1,831	2,100
June	2,690	3,025
July	4,092	4,223
August	4,926	5,050
September	5,976	5,988
October	7,366	7,338
November	9,182	8,456
December	10,616	9,299
January	11,974	
February	12,972	
March	13,458	
April	13,486	
May	13,486	
June	13,486	

QUALITY

	Quantity	Base Number	Contract	AT	Region	England
% of FP17s for the same patient ID Re-attending within 3 months - Children	105	1,790	5.9%	9.4%	12.3%	11.8%
% of FP17s for the same patient ID Re-attending within 3 months - Adults	359	2,094	17.1%	13.5%	15.8%	15.6%
% of FP17s for the same patient ID Re-attending between 3 & 9 months - Children	952	1,790	53.2%	60.3%	60.1%	58.8%
% of FP17s for the same patient ID Re-attending between 3 & 9 months - Adults	910	2,094	43.5%	54.3%	53.3%	51.0%
% of FP17s for Band 1 Urgent Courses	238	3,862	6.2%	7.3%	9.0%	9.0%
% of FP17s Relating to Free Repair or Replacements	5	3,862	0.1%	1.1%	1.0%	0.8%
% of FP17s Relating to Continuations	87	3,862	2.3%	1.1%	1.0%	0.9%
% of Patients satisfied with the dentistry they have received	4	5	N/A	94.5%	93.8%	93.2%
% of Patients satisfied with the time they had to wait for an appointment	2	5	N/A	88.5%	89.4%	88.3%

* This is based on patients treated on this contract for their most recent course of treatment. Figures in italics indicate the base number of FP17s or Patient Questionnaire responses are less than 100. N/A is shown where the base number of responses is less than 10 during the period. % is calculated as Quantity/Base number*100

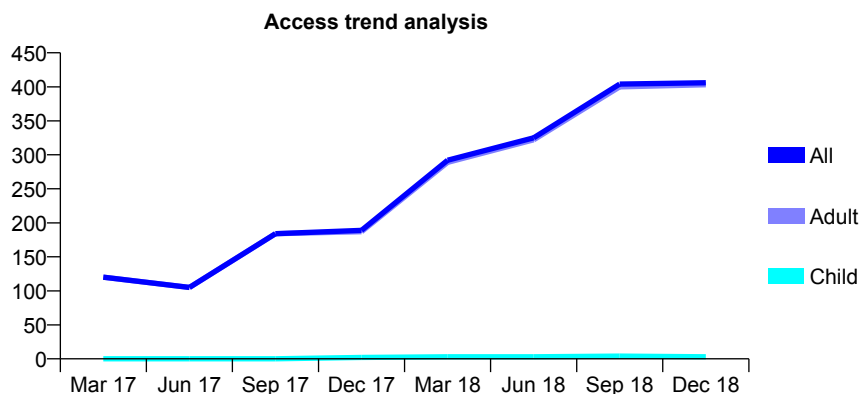
Q51 - Vital Signs At a Glance Contract Report for 115142/0001 - December 2018

Name or company name	Sheffield Teaching Hospital NHS FT
Contract type name	PDS Contract
Purpose of contract	General
Contract start date	01/05/2015
Contract end date	30/04/2020

18/19 Contracted general activity (UDA)	1,800
Carry forward general activity (UDA)	0
18/19 Contracted orthodontic activity (UOA)	0
Carry forward orthodontic activity (UOA)	0
Baseline contract value	£76,821.00

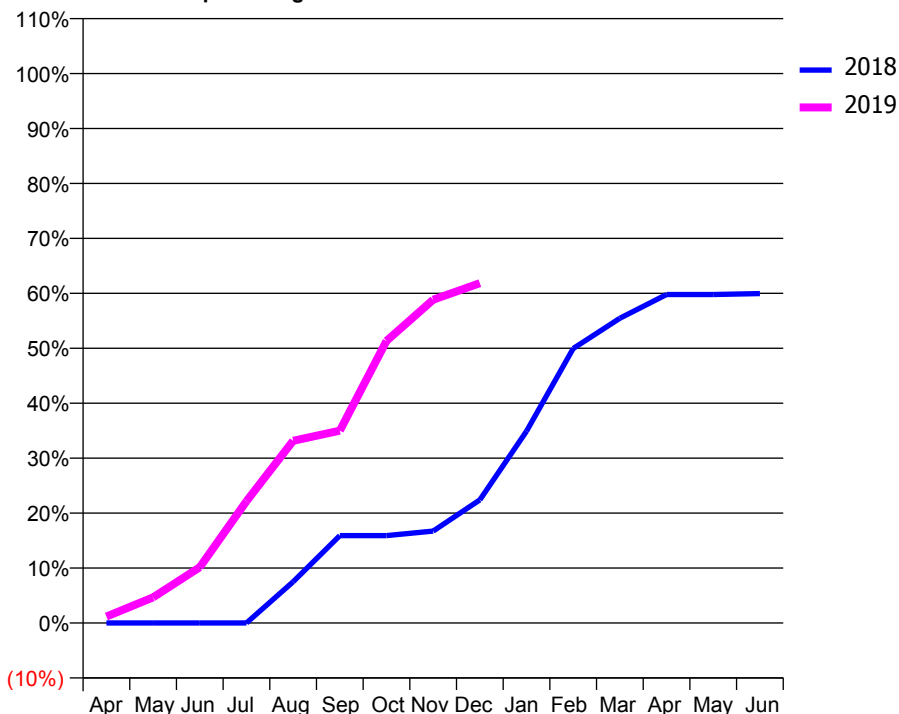
ACCESS*

Patients seen in 24 months	Total	Change since previous quarter
Quarter ending December 2017	189	
Quarter ending March 2018	292	↑
Quarter ending June 2018	325	↑
Quarter ending September 2018	404	↑
Quarter ending December 2018	406	→
Variance since December 2017	114.8%	↑



ACTIVITY

Cumulative percentage of contracted UDA delivered 2018 & 2019



Month	Adjusted Scheduled Activity (UDA)	
	2018	2019
April	0	21
May	0	84
June	0	183
July	0	399
August	135	597
September	286	630
October	286	924
November	301	1,059
December	403	1,113
January	628	
February	899	
March	998	
April	1,076	
May	1,076	
June	1,079	

QUALITY

	Quantity	Base Number	Contract	AT	Region	England
% of FP17s for the same patient ID Re-attending within 3 months - Children	1	6	16.7%	9.4%	12.3%	11.8%
% of FP17s for the same patient ID Re-attending within 3 months - Adults	14	400	3.5%	13.5%	15.8%	15.6%
% of FP17s for the same patient ID Re-attending between 3 & 9 months - Children	0	6	0.0%	60.3%	60.1%	58.8%
% of FP17s for the same patient ID Re-attending between 3 & 9 months - Adults	2	400	0.5%	54.3%	53.3%	51.0%
% of FP17s for Band 1 Urgent Courses	0	378	0.0%	7.3%	9.0%	9.0%
% of FP17s Relating to Free Repair or Replacements	0	378	0.0%	1.1%	1.0%	0.8%
% of FP17s Relating to Continuations	0	378	0.0%	1.1%	1.0%	0.9%
% of Patients satisfied with the dentistry they have received	0	0	N/A	94.5%	93.8%	93.2%
% of Patients satisfied with the time they had to wait for an appointment	0	0	N/A	88.5%	89.4%	88.3%

* This is based on patients treated on this contract for their most recent course of treatment. Figures in italics indicate the base number of FP17s or Patient Questionnaire responses are less than 100. N/A is shown where the base number of responses is less than 10 during the period. % is calculated as Quantity/Base number*100

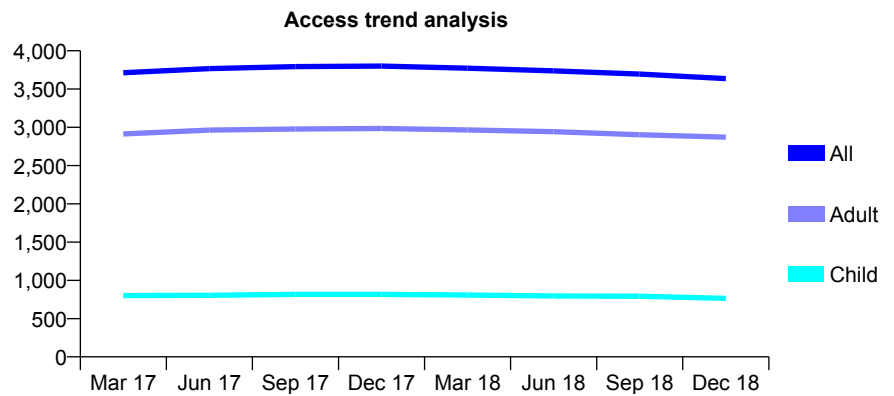
Q51 - Vital Signs At a Glance Contract Report for 116823/0001 - December 2018

Name or company name	Arif & Razzaq Dental Surgery
Contract type name	GDS Contract
Purpose of contract	General
Contract start date	27/01/2010
Contract end date	

18/19 Contracted general activity (UDA)	10,751
Carry forward general activity (UDA)	-7
18/19 Contracted orthodontic activity (UOA)	0
Carry forward orthodontic activity (UOA)	0
Baseline contract value	£349,929.52

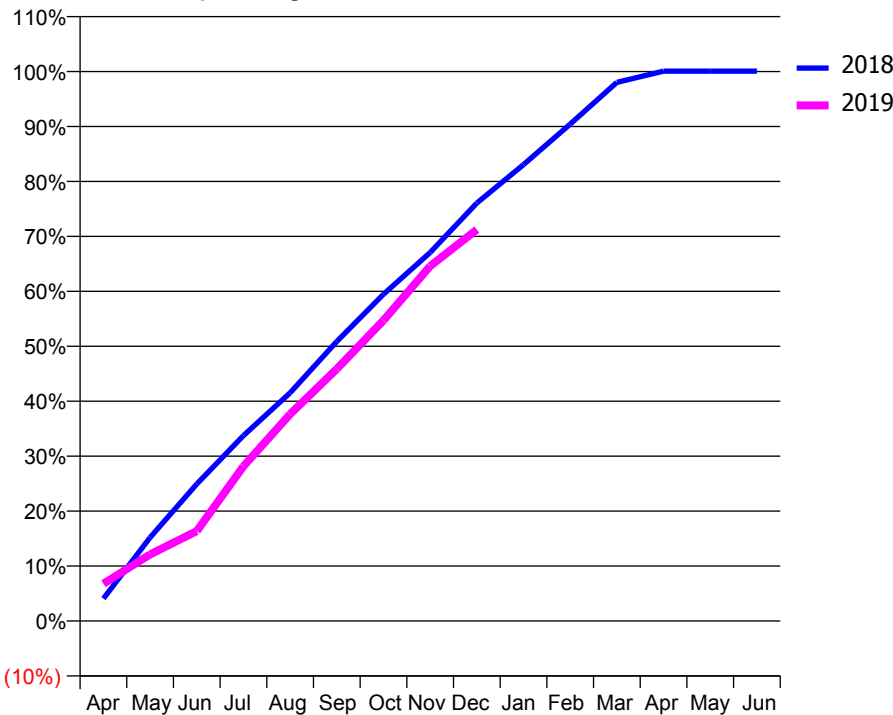
ACCESS*

Patients seen in 24 months	Total	Change since previous quarter
Quarter ending December 2017	3,801	
Quarter ending March 2018	3,773	→
Quarter ending June 2018	3,738	→
Quarter ending September 2018	3,695	↓
Quarter ending December 2018	3,636	↓
Variance since December 2017	(4.3%)	↓



ACTIVITY

Cumulative percentage of contracted UDA delivered 2018 & 2019



Month	Adjusted Scheduled Activity (UDA)	
	2018	2019
April	440	730
May	1,633	1,304
June	2,681	1,761
July	3,627	3,027
August	4,466	4,049
September	5,470	4,932
October	6,394	5,881
November	7,211	6,942
December	8,179	7,659
January	8,929	
February	9,723	
March	10,539	
April	10,758	
May	10,758	
June	10,758	

QUALITY

	Quantity	Base Number	Contract	AT	Region	England
% of FP17s for the same patient ID Re-attending within 3 months - Children	173	1,152	15.0%	9.4%	12.3%	11.8%
% of FP17s for the same patient ID Re-attending within 3 months - Adults	423	3,955	10.7%	13.5%	15.8%	15.6%
% of FP17s for the same patient ID Re-attending between 3 & 9 months - Children	796	1,152	69.1%	60.3%	60.1%	58.8%
% of FP17s for the same patient ID Re-attending between 3 & 9 months - Adults	3,047	3,955	77.0%	54.3%	53.3%	51.0%
% of FP17s for Band 1 Urgent Courses	156	4,913	3.2%	7.3%	9.0%	9.0%
% of FP17s Relating to Free Repair or Replacements	15	4,913	0.3%	1.1%	1.0%	0.8%
% of FP17s Relating to Continuations	41	4,913	0.8%	1.1%	1.0%	0.9%
% of Patients satisfied with the dentistry they have received	8	8	N/A	94.5%	93.8%	93.2%
% of Patients satisfied with the time they had to wait for an appointment	8	8	N/A	88.5%	89.4%	88.3%

* This is based on patients treated on this contract for their most recent course of treatment. Figures in italics indicate the base number of FP17s or Patient Questionnaire responses are less than 100. N/A is shown where the base number of responses is less than 10 during the period. % is calculated as Quantity/Base number*100

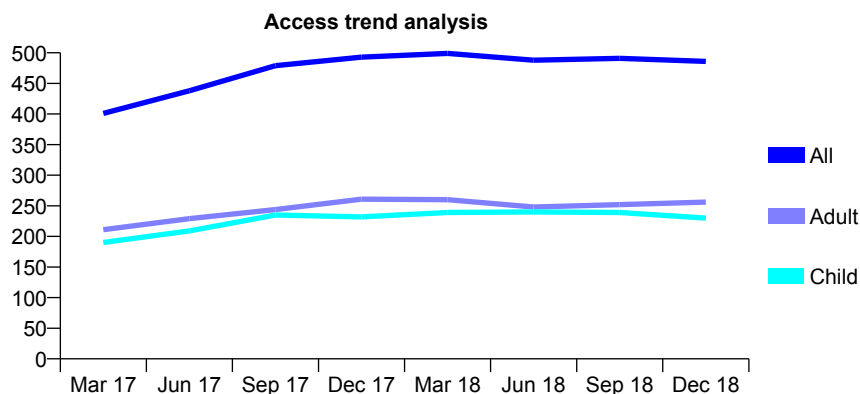
Q51 - Vital Signs At a Glance Contract Report for 117641/0001 - December 2018

Name or company name	Bealby & Jones
Contract type name	GDS Contract
Purpose of contract	General
Contract start date	01/04/2006
Contract end date	

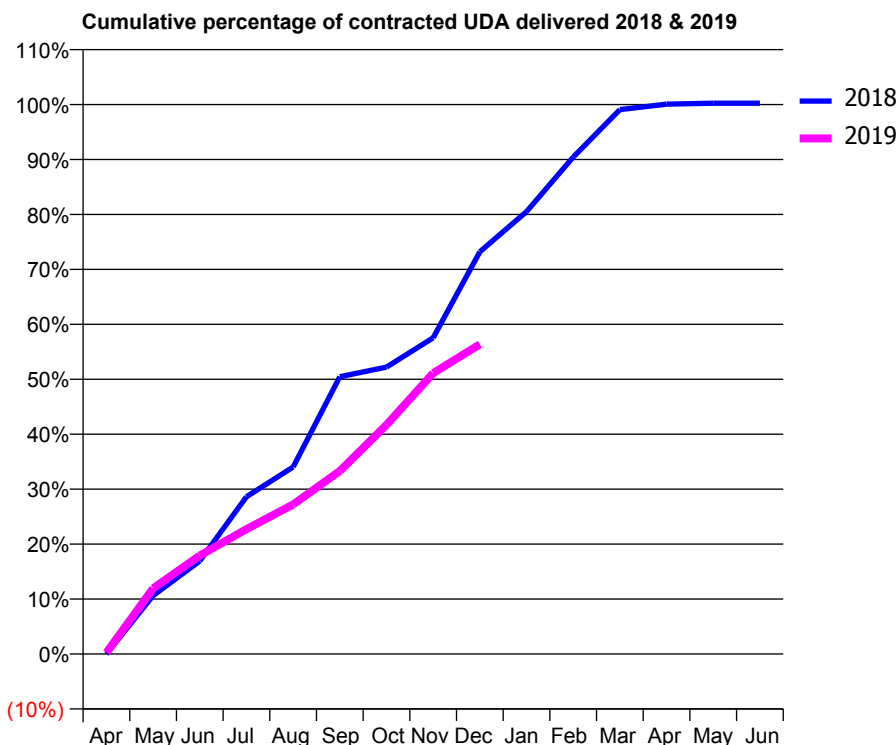
18/19 Contracted general activity (UDA)	1,207
Carry forward general activity (UDA)	-3
18/19 Contracted orthodontic activity (UOA)	0
Carry forward orthodontic activity (UOA)	0
Baseline contract value	£39,075.77

ACCESS*

Patients seen in 24 months	Total	Change since previous quarter
Quarter ending December 2017	493	
Quarter ending March 2018	499	→
Quarter ending June 2018	488	↓
Quarter ending September 2018	491	→
Quarter ending December 2018	486	↓
Variance since December 2017	(1.4%)	↓



ACTIVITY



Month	Adjusted Scheduled Activity (UDA)	
	2018	2019
April	0	3
May	128	144
June	204	216
July	346	274
August	411	328
September	609	402
October	630	503
November	695	617
December	884	680
January	972	
February	1,091	
March	1,196	
April	1,208	
May	1,210	
June	1,210	

QUALITY

	Quantity	Base Number	Contract	AT	Region	England
% of FP17s for the same patient ID Re-attending within 3 months - Children	9	218	4.1%	9.4%	12.3%	11.8%
% of FP17s for the same patient ID Re-attending within 3 months - Adults	27	190	14.2%	13.5%	15.8%	15.6%
% of FP17s for the same patient ID Re-attending between 3 & 9 months - Children	138	218	63.3%	60.3%	60.1%	58.8%
% of FP17s for the same patient ID Re-attending between 3 & 9 months - Adults	97	190	51.1%	54.3%	53.3%	51.0%
% of FP17s for Band 1 Urgent Courses	14	400	3.5%	7.3%	9.0%	9.0%
% of FP17s Relating to Free Repair or Replacements	3	400	0.8%	1.1%	1.0%	0.8%
% of FP17s Relating to Continuations	0	400	0.0%	1.1%	1.0%	0.9%
% of Patients satisfied with the dentistry they have received	1	1	N/A	94.5%	93.8%	93.2%
% of Patients satisfied with the time they had to wait for an appointment	1	1	N/A	88.5%	89.4%	88.3%

* This is based on patients treated on this contract for their most recent course of treatment. Figures in italics indicate the base number of FP17s or Patient Questionnaire responses are less than 100. N/A is shown where the base number of responses is less than 10 during the period. % is calculated as Quantity/Base number*100

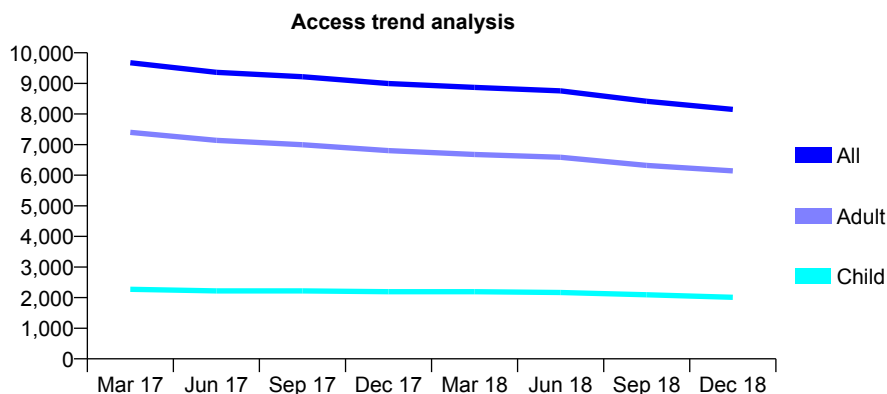
Q51 - Vital Signs At a Glance Contract Report for 118060/0005 - December 2018

Name or company name	Genix Healthcare Ltd
Contract type name	GDS Contract
Purpose of contract	General
Contract start date	01/11/2006
Contract end date	

18/19 Contracted general activity (UDA)	28,148
Carry forward general activity (UDA)	0
18/19 Contracted orthodontic activity (UOA)	0
Carry forward orthodontic activity (UOA)	0
Baseline contract value	£747,019.67

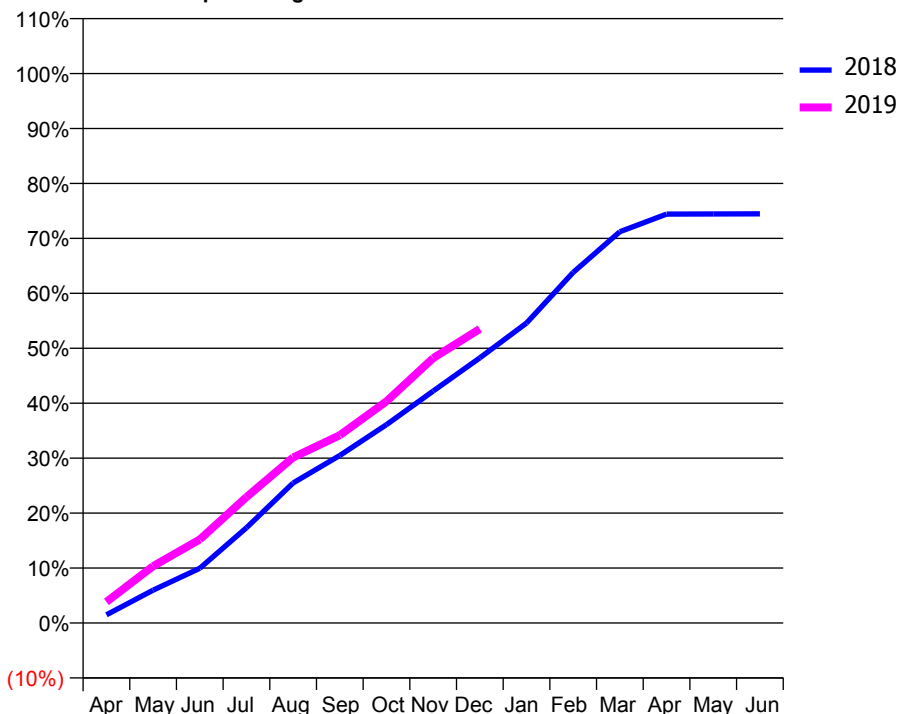
ACCESS*

Patients seen in 24 months	Total	Change since previous quarter
Quarter ending December 2017	8,995	
Quarter ending March 2018	8,870	↓
Quarter ending June 2018	8,757	↓
Quarter ending September 2018	8,414	↓
Quarter ending December 2018	8,150	↓
Variance since December 2017	(9.4%)	↓



ACTIVITY

Cumulative percentage of contracted UDA delivered 2018 & 2019



Month	Adjusted Scheduled Activity (UDA)	
	2018	2019
April	422	1,085
May	1,680	2,914
June	2,806	4,276
July	4,883	6,454
August	7,178	8,482
September	8,581	9,618
October	10,161	11,355
November	11,879	13,570
December	13,580	15,067
January	15,363	
February	17,964	
March	20,044	
April	20,950	
May	20,955	
June	20,960	

QUALITY

	Quantity	Base Number	Contract	AT	Region	England
% of FP17s for the same patient ID Re-attending within 3 months - Children	302	2,609	11.6%	9.4%	12.3%	11.8%
% of FP17s for the same patient ID Re-attending within 3 months - Adults	814	6,870	11.8%	13.5%	15.8%	15.6%
% of FP17s for the same patient ID Re-attending between 3 & 9 months - Children	1,753	2,609	67.2%	60.3%	60.1%	58.8%
% of FP17s for the same patient ID Re-attending between 3 & 9 months - Adults	4,255	6,870	61.9%	54.3%	53.3%	51.0%
% of FP17s for Band 1 Urgent Courses	604	9,013	6.7%	7.3%	9.0%	9.0%
% of FP17s Relating to Free Repair or Replacements	89	9,013	1.0%	1.1%	1.0%	0.8%
% of FP17s Relating to Continuations	55	9,013	0.6%	1.1%	1.0%	0.9%
% of Patients satisfied with the dentistry they have received	7	7	N/A	94.5%	93.8%	93.2%
% of Patients satisfied with the time they had to wait for an appointment	6	7	N/A	88.5%	89.4%	88.3%

* This is based on patients treated on this contract for their most recent course of treatment. Figures in italics indicate the base number of FP17s or Patient Questionnaire responses are less than 100. N/A is shown where the base number of responses is less than 10 during the period. % is calculated as Quantity/Base number*100

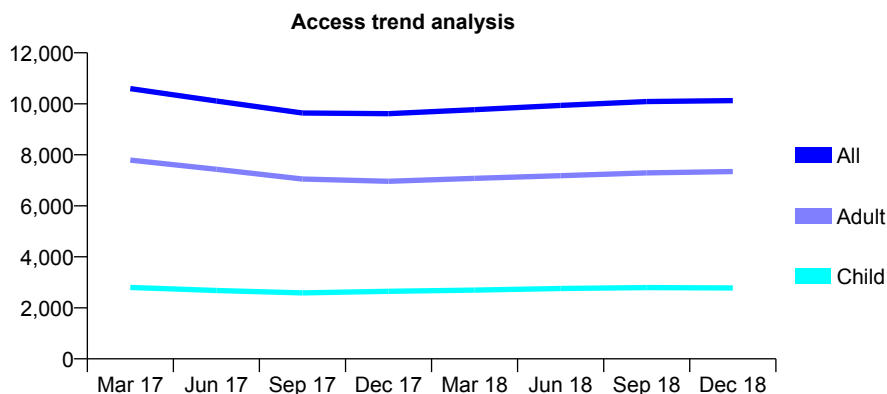
Q51 - Vital Signs At a Glance Contract Report for 118060/0007 - December 2018

Name or company name	Genix Healthcare Ltd
Contract type name	GDS Contract
Purpose of contract	General
Contract start date	01/01/2007
Contract end date	

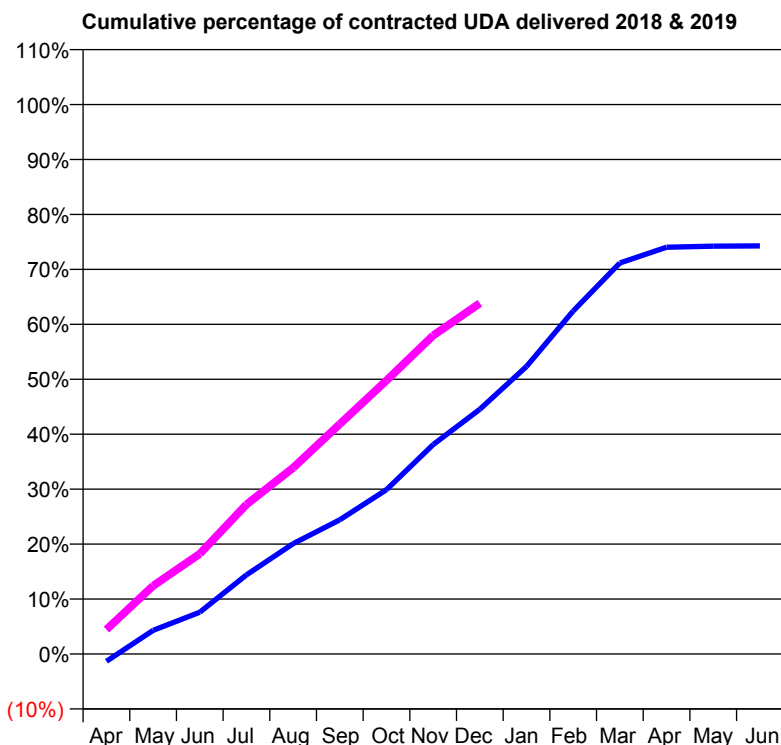
18/19 Contracted general activity (UDA)	31,865
Carry forward general activity (UDA)	0
18/19 Contracted orthodontic activity (UOA)	0
Carry forward orthodontic activity (UOA)	0
Baseline contract value	£927,315.48

ACCESS*

Patients seen in 24 months	Total	Change since previous quarter
Quarter ending December 2017	9,613	
Quarter ending March 2018	9,770	→
Quarter ending June 2018	9,939	→
Quarter ending September 2018	10,089	→
Quarter ending December 2018	10,123	→
Variance since December 2017	5.3%	↑



ACTIVITY



Month	Adjusted Scheduled Activity (UDA)	
	2018	2019
April	-426	1,416
May	1,371	3,956
June	2,428	5,811
July	4,587	8,674
August	6,399	10,802
September	7,783	13,338
October	9,528	15,862
November	12,147	18,469
December	14,195	20,338
January	16,674	
February	19,890	
March	22,679	
April	23,590	
May	23,651	
June	23,669	

QUALITY

	Quantity	Base Number	Contract	AT	Region	England
% of FP17s for the same patient ID Re-attending within 3 months - Children	192	2,761	7.0%	9.4%	12.3%	11.8%
% of FP17s for the same patient ID Re-attending within 3 months - Adults	840	6,939	12.1%	13.5%	15.8%	15.6%
% of FP17s for the same patient ID Re-attending between 3 & 9 months - Children	1,471	2,761	53.3%	60.3%	60.1%	58.8%
% of FP17s for the same patient ID Re-attending between 3 & 9 months - Adults	3,211	6,939	46.3%	54.3%	53.3%	51.0%
% of FP17s for Band 1 Urgent Courses	529	9,252	5.7%	7.3%	9.0%	9.0%
% of FP17s Relating to Free Repair or Replacements	66	9,252	0.7%	1.1%	1.0%	0.8%
% of FP17s Relating to Continuations	42	9,252	0.5%	1.1%	1.0%	0.9%
% of Patients satisfied with the dentistry they have received	2	2	N/A	94.5%	93.8%	93.2%
% of Patients satisfied with the time they had to wait for an appointment	2	2	N/A	88.5%	89.4%	88.3%

* This is based on patients treated on this contract for their most recent course of treatment. Figures in italics indicate the base number of FP17s or Patient Questionnaire responses are less than 100. N/A is shown where the base number of responses is less than 10 during the period. % is calculated as Quantity/Base number*100

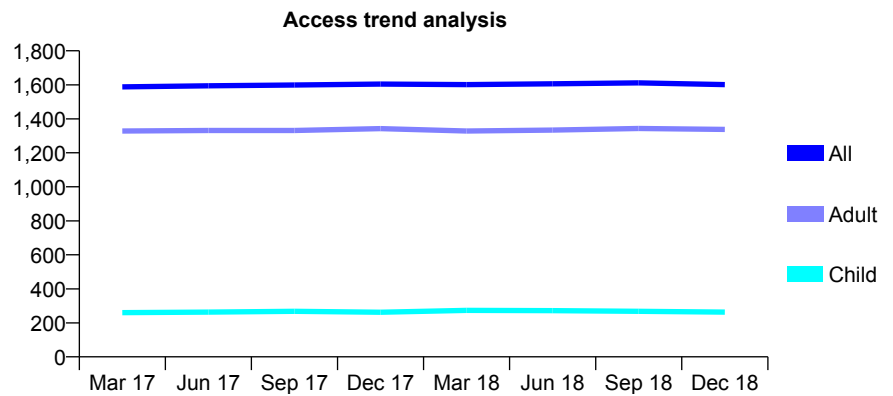
Q51 - Vital Signs At a Glance Contract Report for 118060/0011 - December 2018

Name or company name	Genix Healthcare Ltd
Contract type name	GDS Contract
Purpose of contract	General
Contract start date	01/04/2007
Contract end date	

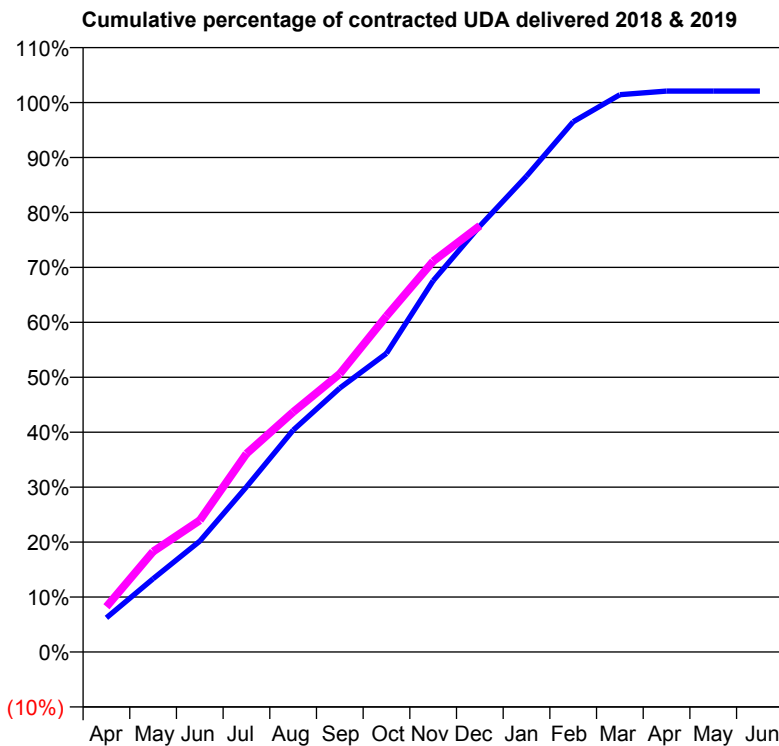
18/19 Contracted general activity (UDA)	4,381
Carry forward general activity (UDA)	-88
18/19 Contracted orthodontic activity (UOA)	0
Carry forward orthodontic activity (UOA)	0
Baseline contract value	£127,493.51

ACCESS*

Patients seen in 24 months	Total	Change since previous quarter
Quarter ending December 2017	1,604	
Quarter ending March 2018	1,601	→
Quarter ending June 2018	1,606	→
Quarter ending September 2018	1,611	→
Quarter ending December 2018	1,601	→
Variance since December 2017	(0.2%)	→



ACTIVITY



Month	Adjusted Scheduled Activity (UDA)	
	2018	2019
April	273	361
May	584	802
June	884	1,050
July	1,317	1,582
August	1,768	1,913
September	2,104	2,219
October	2,381	2,679
November	2,960	3,115
December	3,397	3,398
January	3,794	
February	4,227	
March	4,444	
April	4,472	
May	4,472	
June	4,472	

QUALITY

	Quantity	Base Number	Contract	AT	Region	England
% of FP17s for the same patient ID Re-attending within 3 months - Children	16	335	4.8%	9.4%	12.3%	11.8%
% of FP17s for the same patient ID Re-attending within 3 months - Adults	124	1,503	8.3%	13.5%	15.8%	15.6%
% of FP17s for the same patient ID Re-attending between 3 & 9 months - Children	238	335	71.0%	60.3%	60.1%	58.8%
% of FP17s for the same patient ID Re-attending between 3 & 9 months - Adults	954	1,503	63.5%	54.3%	53.3%	51.0%
% of FP17s for Band 1 Urgent Courses	99	1,811	5.5%	7.3%	9.0%	9.0%
% of FP17s Relating to Free Repair or Replacements	0	1,811	0.0%	1.1%	1.0%	0.8%
% of FP17s Relating to Continuations	4	1,811	0.2%	1.1%	1.0%	0.9%
% of Patients satisfied with the dentistry they have received	2	2	N/A	94.5%	93.8%	93.2%
% of Patients satisfied with the time they had to wait for an appointment	2	2	N/A	88.5%	89.4%	88.3%

* This is based on patients treated on this contract for their most recent course of treatment. Figures in italics indicate the base number of FP17s or Patient Questionnaire responses are less than 100. N/A is shown where the base number of responses is less than 10 during the period. % is calculated as Quantity/Base number*100

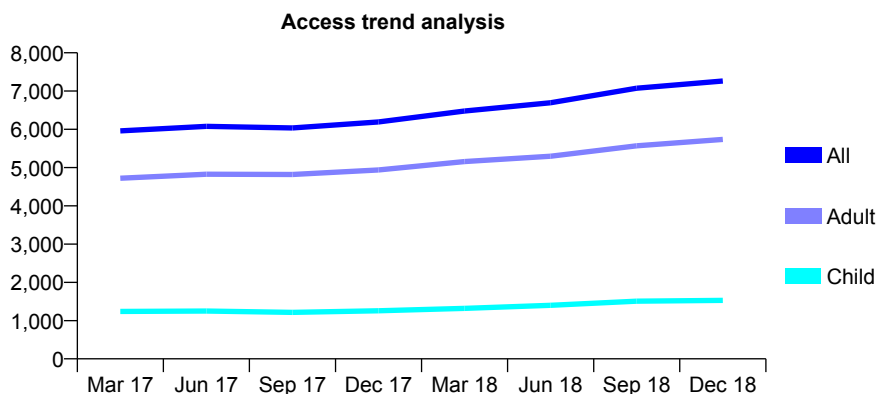
Q51 - Vital Signs At a Glance Contract Report for 118060/0013 - December 2018

Name or company name	Genix Healthcare Ltd
Contract type name	GDS Contract
Purpose of contract	General
Contract start date	01/05/2007
Contract end date	

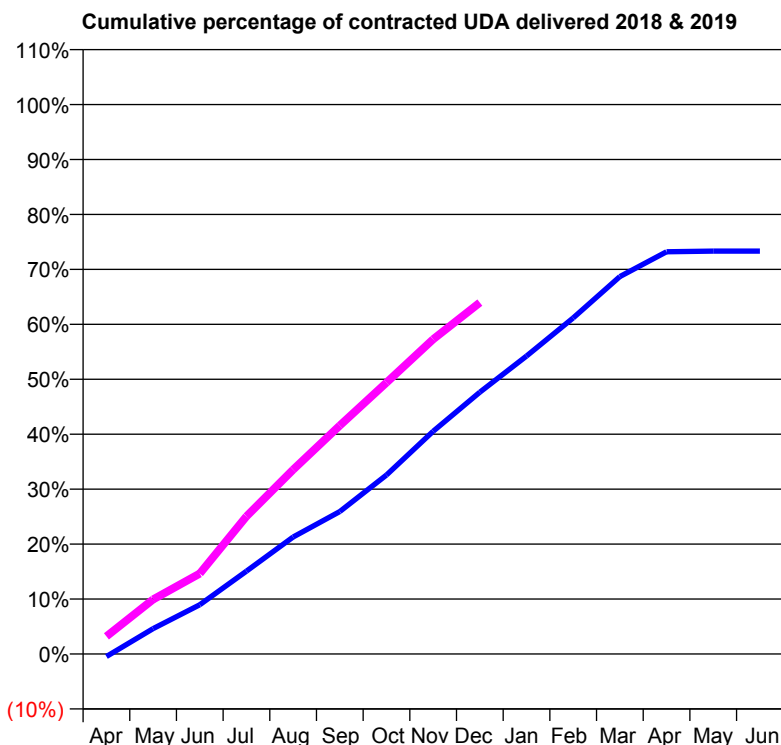
18/19 Contracted general activity (UDA)	25,767
Carry forward general activity (UDA)	0
18/19 Contracted orthodontic activity (UOA)	0
Carry forward orthodontic activity (UOA)	0
Baseline contract value	£893,214.78

ACCESS*

Patients seen in 24 months	Total	Change since previous quarter
Quarter ending December 2017	6,193	
Quarter ending March 2018	6,478	↑
Quarter ending June 2018	6,696	↑
Quarter ending September 2018	7,076	↑
Quarter ending December 2018	7,263	↑
Variance since December 2017	17.3%	↑



ACTIVITY



Month	Adjusted Scheduled Activity (UDA)	
	2018	2019
April	-121	830
May	1,189	2,560
June	2,311	3,773
July	3,883	6,453
August	5,484	8,645
September	6,682	10,714
October	8,394	12,730
November	10,444	14,763
December	12,281	16,482
January	13,970	
February	15,762	
March	17,697	
April	18,862	
May	18,891	
June	18,894	

QUALITY

	Quantity	Base Number	Contract	AT	Region	England
% of FP17s for the same patient ID Re-attending within 3 months - Children	212	2,022	10.5%	9.4%	12.3%	11.8%
% of FP17s for the same patient ID Re-attending within 3 months - Adults	799	6,180	12.9%	13.5%	15.8%	15.6%
% of FP17s for the same patient ID Re-attending between 3 & 9 months - Children	1,169	2,022	57.8%	60.3%	60.1%	58.8%
% of FP17s for the same patient ID Re-attending between 3 & 9 months - Adults	2,822	6,180	45.7%	54.3%	53.3%	51.0%
% of FP17s for Band 1 Urgent Courses	644	7,745	8.3%	7.3%	9.0%	9.0%
% of FP17s Relating to Free Repair or Replacements	83	7,745	1.1%	1.1%	1.0%	0.8%
% of FP17s Relating to Continuations	48	7,745	0.6%	1.1%	1.0%	0.9%
% of Patients satisfied with the dentistry they have received	4	5	N/A	94.5%	93.8%	93.2%
% of Patients satisfied with the time they had to wait for an appointment	5	5	N/A	88.5%	89.4%	88.3%

* This is based on patients treated on this contract for their most recent course of treatment. Figures in italics indicate the base number of FP17s or Patient Questionnaire responses are less than 100. N/A is shown where the base number of responses is less than 10 during the period. % is calculated as Quantity/Base number*100

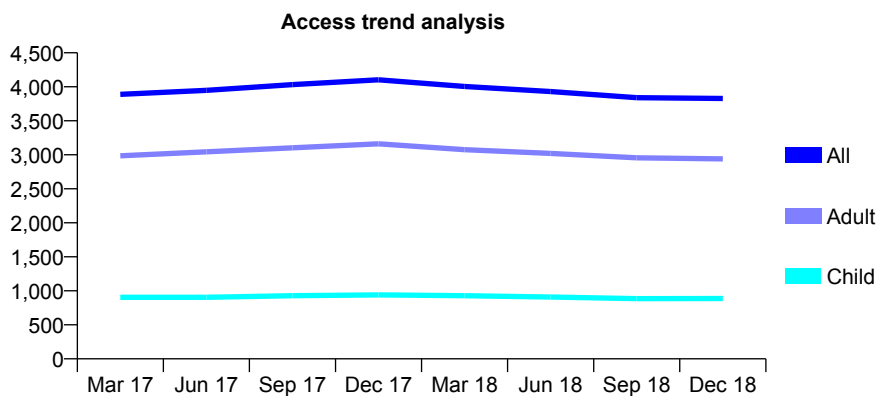
Q51 - Vital Signs At a Glance Contract Report for 119008/0001 - December 2018

Name or company name	765 Dental Care
Contract type name	GDS Contract
Purpose of contract	General
Contract start date	01/04/2014
Contract end date	

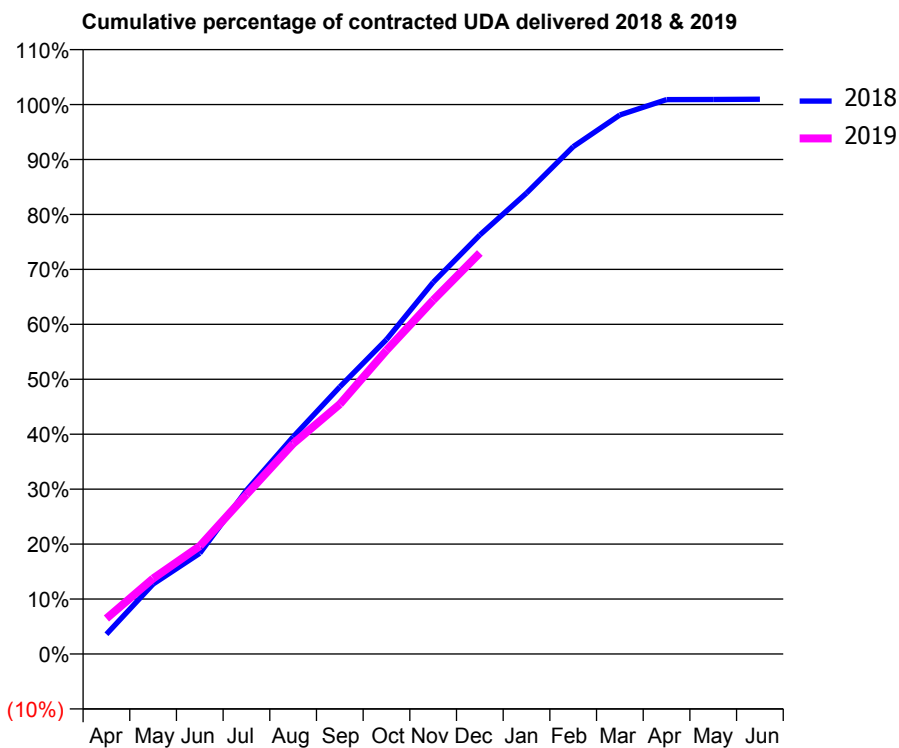
18/19 Contracted general activity (UDA)	11,430
Carry forward general activity (UDA)	-109
18/19 Contracted orthodontic activity (UOA)	0
Carry forward orthodontic activity (UOA)	0
Baseline contract value	£352,579.64

ACCESS*

Patients seen in 24 months	Total	Change since previous quarter
Quarter ending December 2017	4,103	
Quarter ending March 2018	4,004	↓
Quarter ending June 2018	3,930	↓
Quarter ending September 2018	3,841	↓
Quarter ending December 2018	3,829	→
Variance since December 2017	(6.7%)	↓



ACTIVITY



Month	Adjusted Scheduled Activity (UDA)	
	2018	2019
April	411	740
May	1,454	1,572
June	2,095	2,244
July	3,405	3,317
August	4,517	4,376
September	5,558	5,196
October	6,543	6,317
November	7,733	7,359
December	8,716	8,343
January	9,587	
February	10,552	
March	11,214	
April	11,533	
May	11,535	
June	11,539	

QUALITY

	Quantity	Base Number	Contract	AT	Region	England
% of FP17s for the same patient ID Re-attending within 3 months - Children	79	1,163	6.8%	9.4%	12.3%	11.8%
% of FP17s for the same patient ID Re-attending within 3 months - Adults	463	3,611	12.8%	13.5%	15.8%	15.6%
% of FP17s for the same patient ID Re-attending between 3 & 9 months - Children	804	1,163	69.1%	60.3%	60.1%	58.8%
% of FP17s for the same patient ID Re-attending between 3 & 9 months - Adults	2,480	3,611	68.7%	54.3%	53.3%	51.0%
% of FP17s for Band 1 Urgent Courses	221	4,589	4.8%	7.3%	9.0%	9.0%
% of FP17s Relating to Free Repair or Replacements	40	4,589	0.9%	1.1%	1.0%	0.8%
% of FP17s Relating to Continuations	60	4,589	1.3%	1.1%	1.0%	0.9%
% of Patients satisfied with the dentistry they have received	2	2	N/A	94.5%	93.8%	93.2%
% of Patients satisfied with the time they had to wait for an appointment	2	2	N/A	88.5%	89.4%	88.3%

* This is based on patients treated on this contract for their most recent course of treatment. Figures in italics indicate the base number of FP17s or Patient Questionnaire responses are less than 100. N/A is shown where the base number of responses is less than 10 during the period. % is calculated as Quantity/Base number*100

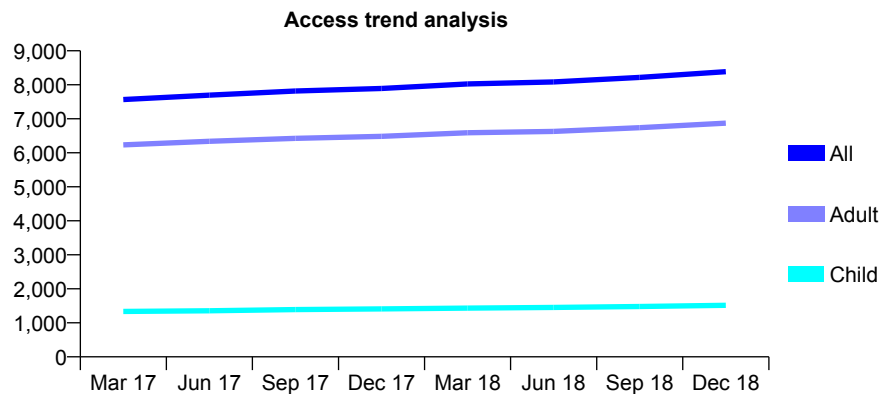
Q51 - Vital Signs At a Glance Contract Report for 120324/0001 - December 2018

Name or company name	Mrs EA Hughes-Docherty
Contract type name	GDS Contract
Purpose of contract	General
Contract start date	01/04/2006
Contract end date	

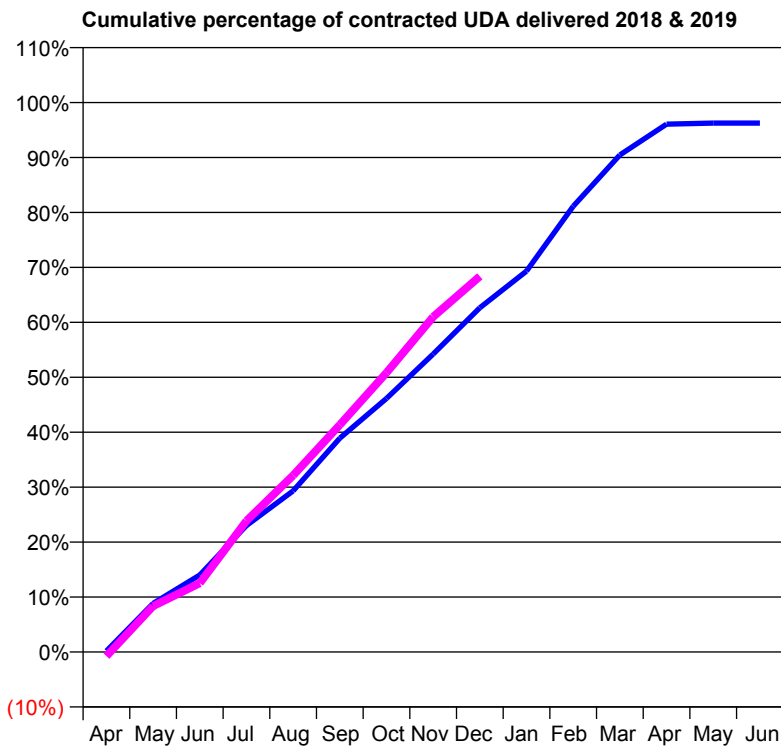
18/19 Contracted general activity (UDA)	21,825
Carry forward general activity (UDA)	819
18/19 Contracted orthodontic activity (UOA)	0
Carry forward orthodontic activity (UOA)	0
Baseline contract value	£709,770.85

ACCESS*

Patients seen in 24 months	Total	Change since previous quarter
Quarter ending December 2017	7,894	
Quarter ending March 2018	8,024	→
Quarter ending June 2018	8,083	→
Quarter ending September 2018	8,218	→
Quarter ending December 2018	8,385	↑
Variance since December 2017	6.2%	↑



ACTIVITY



Month	Adjusted Scheduled Activity (UDA)	
	2018	2019
April	37	-167
May	1,930	1,826
June	3,057	2,735
July	5,022	5,207
August	6,403	7,013
September	8,495	9,022
October	10,071	11,095
November	11,837	13,314
December	13,675	14,925
January	15,128	
February	17,703	
March	19,742	
April	20,964	
May	21,005	
June	21,006	

QUALITY

	Quantity	Base Number	Contract	AT	Region	England
% of FP17s for the same patient ID Re-attending within 3 months - Children	121	1,902	6.4%	9.4%	12.3%	11.8%
% of FP17s for the same patient ID Re-attending within 3 months - Adults	1,097	8,312	13.2%	13.5%	15.8%	15.6%
% of FP17s for the same patient ID Re-attending between 3 & 9 months - Children	1,339	1,902	70.4%	60.3%	60.1%	58.8%
% of FP17s for the same patient ID Re-attending between 3 & 9 months - Adults	5,102	8,312	61.4%	54.3%	53.3%	51.0%
% of FP17s for Band 1 Urgent Courses	304	9,208	3.3%	7.3%	9.0%	9.0%
% of FP17s Relating to Free Repair or Replacements	121	9,208	1.3%	1.1%	1.0%	0.8%
% of FP17s Relating to Continuations	98	9,208	1.1%	1.1%	1.0%	0.9%
% of Patients satisfied with the dentistry they have received	2	2	N/A	94.5%	93.8%	93.2%
% of Patients satisfied with the time they had to wait for an appointment	2	2	N/A	88.5%	89.4%	88.3%

* This is based on patients treated on this contract for their most recent course of treatment. Figures in italics indicate the base number of FP17s or Patient Questionnaire responses are less than 100. N/A is shown where the base number of responses is less than 10 during the period. % is calculated as Quantity/Base number*100

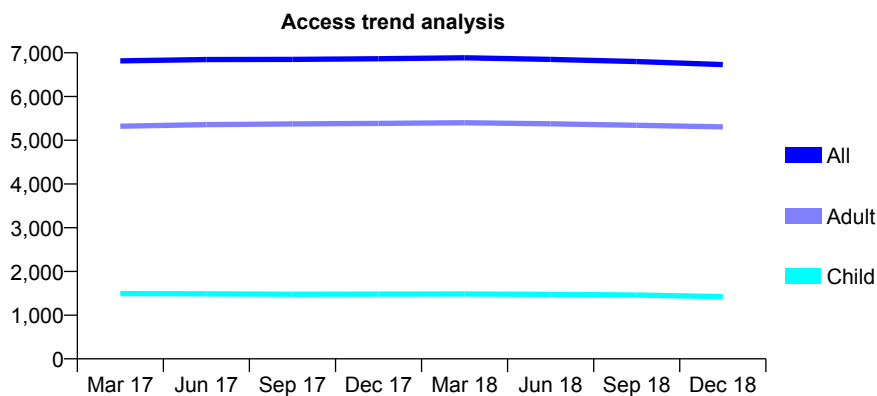
Q51 - Vital Signs At a Glance Contract Report for 122270/0001 - December 2018

Name or company name	Birley Moor Dental Practice Partnership
Contract type name	GDS Contract
Purpose of contract	General
Contract start date	31/03/2012
Contract end date	

18/19 Contracted general activity (UDA)	19,200
Carry forward general activity (UDA)	-32
18/19 Contracted orthodontic activity (UOA)	0
Carry forward orthodontic activity (UOA)	0
Baseline contract value	£523,956.51

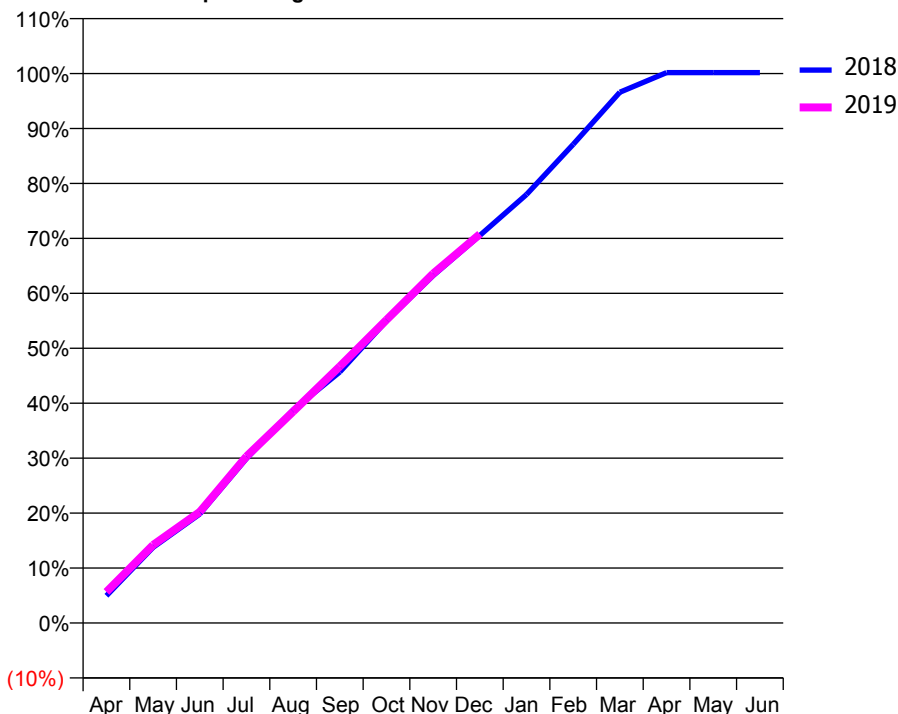
ACCESS*

Patients seen in 24 months	Total	Change since previous quarter
Quarter ending December 2017	6,865	
Quarter ending March 2018	6,885	→
Quarter ending June 2018	6,850	→
Quarter ending September 2018	6,801	→
Quarter ending December 2018	6,729	↓
Variance since December 2017	(2.0%)	↓



ACTIVITY

Cumulative percentage of contracted UDA delivered 2018 & 2019



Adjusted Scheduled Activity (UDA)

Month	2018	2019
April	952	1,088
May	2,645	2,727
June	3,810	3,884
July	5,745	5,824
August	7,444	7,388
September	8,772	8,969
October	10,557	10,592
November	12,142	12,210
December	13,541	13,591
January	14,970	
February	16,724	
March	18,546	
April	19,232	
May	19,232	
June	19,232	

QUALITY

	Quantity	Base Number	Contract	AT	Region	England
% of FP17s for the same patient ID Re-attending within 3 months - Children	101	1,831	5.5%	9.4%	12.3%	11.8%
% of FP17s for the same patient ID Re-attending within 3 months - Adults	745	6,443	11.6%	13.5%	15.8%	15.6%
% of FP17s for the same patient ID Re-attending between 3 & 9 months - Children	1,426	1,831	77.9%	60.3%	60.1%	58.8%
% of FP17s for the same patient ID Re-attending between 3 & 9 months - Adults	4,369	6,443	67.8%	54.3%	53.3%	51.0%
% of FP17s for Band 1 Urgent Courses	420	7,903	5.3%	7.3%	9.0%	9.0%
% of FP17s Relating to Free Repair or Replacements	35	7,903	0.4%	1.1%	1.0%	0.8%
% of FP17s Relating to Continuations	103	7,903	1.3%	1.1%	1.0%	0.9%
% of Patients satisfied with the dentistry they have received	3	3	N/A	94.5%	93.8%	93.2%
% of Patients satisfied with the time they had to wait for an appointment	3	3	N/A	88.5%	89.4%	88.3%

* This is based on patients treated on this contract for their most recent course of treatment. Figures in italics indicate the base number of FP17s or Patient Questionnaire responses are less than 100. N/A is shown where the base number of responses is less than 10 during the period. % is calculated as Quantity/Base number*100

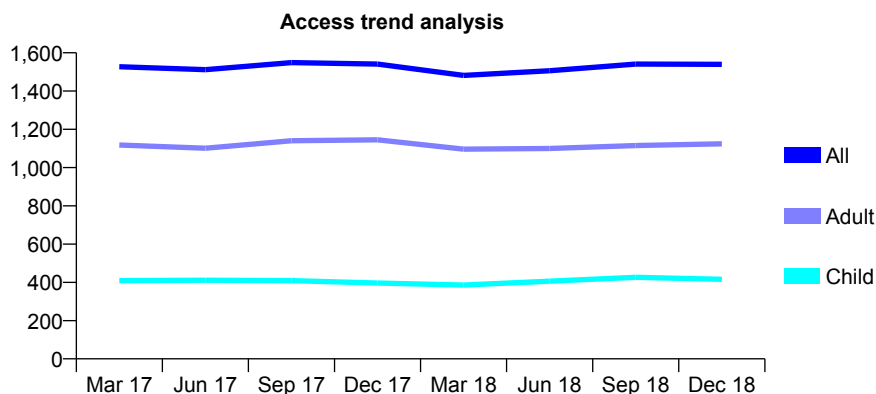
Q51 - Vital Signs At a Glance Contract Report for 122491/0001 - December 2018

Name or company name	Norfolk Park Family Dental Centre
Contract type name	GDS Contract
Purpose of contract	General
Contract start date	01/04/2012
Contract end date	

18/19 Contracted general activity (UDA)	4,621
Carry forward general activity (UDA)	-22
18/19 Contracted orthodontic activity (UOA)	0
Carry forward orthodontic activity (UOA)	0
Baseline contract value	£106,241.92

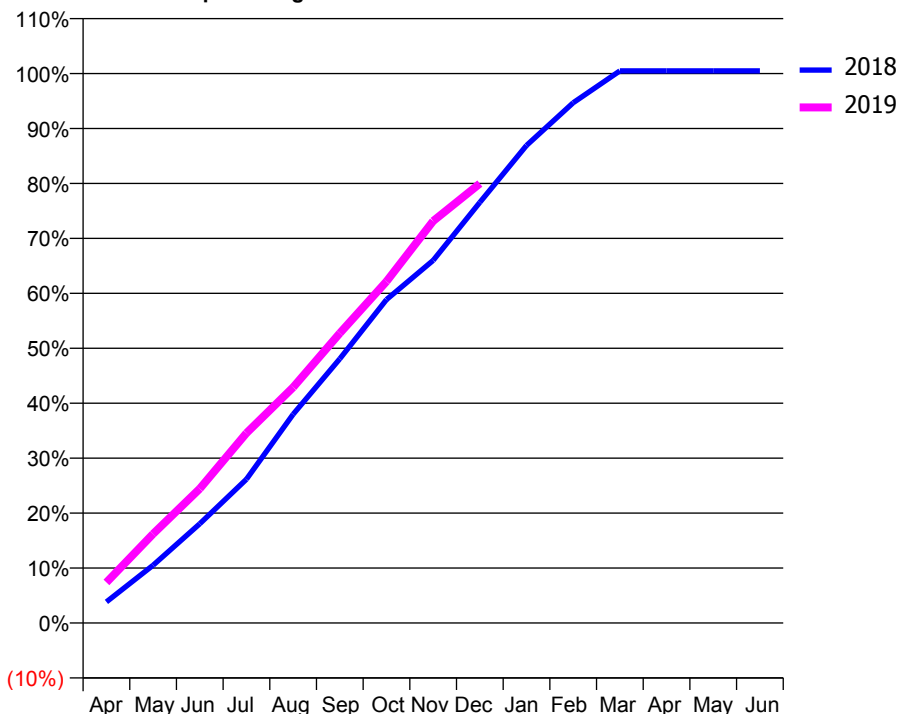
ACCESS*

Patients seen in 24 months	Total	Change since previous quarter
Quarter ending December 2017	1,541	
Quarter ending March 2018	1,482	↓
Quarter ending June 2018	1,506	→
Quarter ending September 2018	1,541	↑
Quarter ending December 2018	1,540	→
Variance since December 2017	(0.1%)	→



ACTIVITY

Cumulative percentage of contracted UDA delivered 2018 & 2019



Month	Adjusted Scheduled Activity (UDA)	
	2018	2019
April	178	341
May	487	749
June	834	1,130
July	1,209	1,597
August	1,756	1,982
September	2,222	2,437
October	2,720	2,873
November	3,050	3,380
December	3,538	3,696
January	4,016	
February	4,375	
March	4,643	
April	4,643	
May	4,643	
June	4,643	

QUALITY

	Quantity	Base Number	Contract	AT	Region	England
% of FP17s for the same patient ID Re-attending within 3 months - Children	27	420	6.4%	9.4%	12.3%	11.8%
% of FP17s for the same patient ID Re-attending within 3 months - Adults	100	982	10.2%	13.5%	15.8%	15.6%
% of FP17s for the same patient ID Re-attending between 3 & 9 months - Children	200	420	47.6%	60.3%	60.1%	58.8%
% of FP17s for the same patient ID Re-attending between 3 & 9 months - Adults	351	982	35.7%	54.3%	53.3%	51.0%
% of FP17s for Band 1 Urgent Courses	138	1,402	9.8%	7.3%	9.0%	9.0%
% of FP17s Relating to Free Repair or Replacements	13	1,402	0.9%	1.1%	1.0%	0.8%
% of FP17s Relating to Continuations	6	1,402	0.4%	1.1%	1.0%	0.9%
% of Patients satisfied with the dentistry they have received	0	0	N/A	94.5%	93.8%	93.2%
% of Patients satisfied with the time they had to wait for an appointment	0	0	N/A	88.5%	89.4%	88.3%

* This is based on patients treated on this contract for their most recent course of treatment. Figures in italics indicate the base number of FP17s or Patient Questionnaire responses are less than 100. N/A is shown where the base number of responses is less than 10 during the period. % is calculated as Quantity/Base number*100

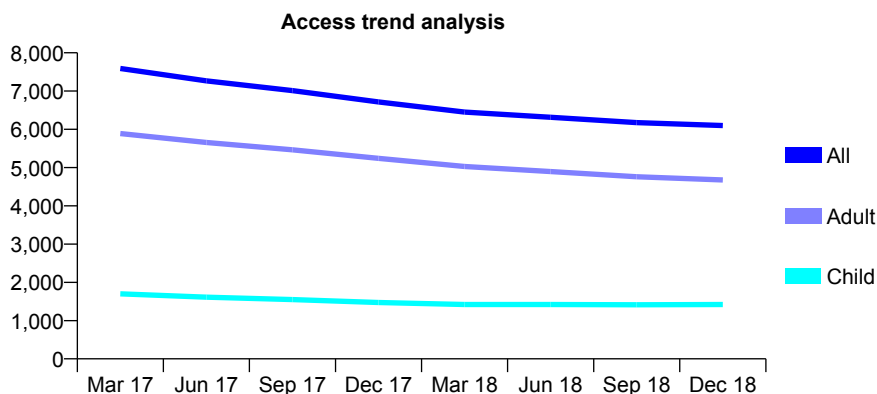
Q51 - Vital Signs At a Glance Contract Report for 125679/0001 - December 2018

Name or company name	Carcroft Dental Practice
Contract type name	GDS Contract
Purpose of contract	General
Contract start date	01/01/2012
Contract end date	

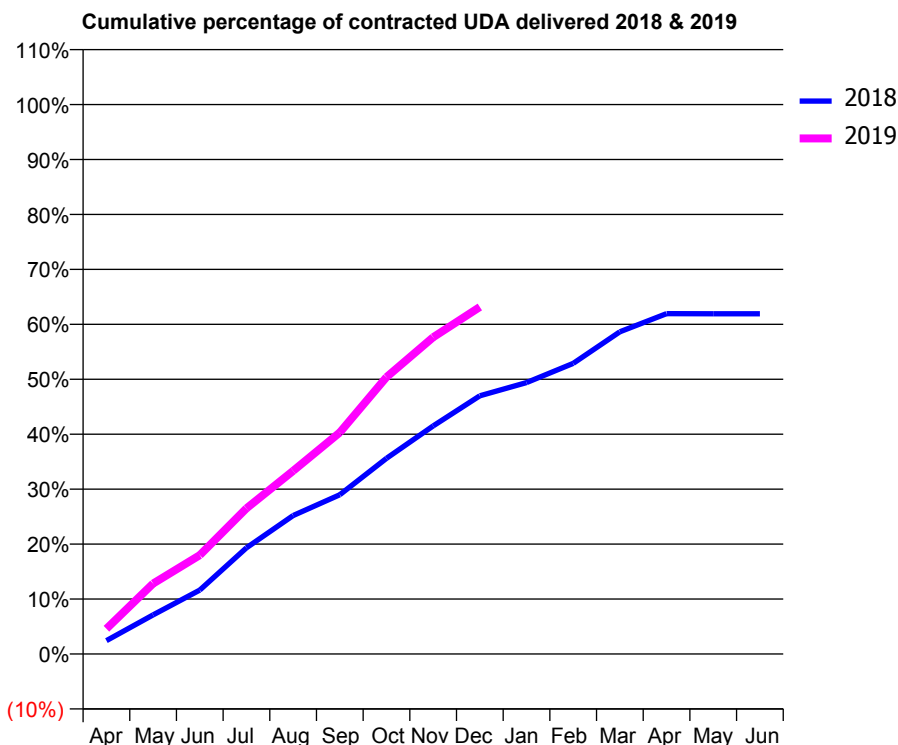
18/19 Contracted general activity (UDA)	21,566
Carry forward general activity (UDA)	0
18/19 Contracted orthodontic activity (UOA)	0
Carry forward orthodontic activity (UOA)	0
Baseline contract value	£627,600.95

ACCESS*

Patients seen in 24 months	Total	Change since previous quarter
Quarter ending December 2017	6,714	
Quarter ending March 2018	6,450	↓
Quarter ending June 2018	6,316	↓
Quarter ending September 2018	6,174	↓
Quarter ending December 2018	6,099	↓
Variance since December 2017	(9.2%)	↓



ACTIVITY



Month	Adjusted Scheduled Activity (UDA)	
	2018	2019
April	528	989
May	1,533	2,765
June	2,512	3,878
July	4,167	5,719
August	5,437	7,190
September	6,253	8,694
October	7,681	10,866
November	8,951	12,432
December	10,133	13,620
January	10,653	
February	11,405	
March	12,645	
April	13,356	
May	13,352	
June	13,353	

QUALITY

	Quantity	Base Number	Contract	AT	Region	England
% of FP17s for the same patient ID Re-attending within 3 months - Children	87	1,590	5.5%	9.4%	12.3%	11.8%
% of FP17s for the same patient ID Re-attending within 3 months - Adults	494	4,640	10.6%	13.5%	15.8%	15.6%
% of FP17s for the same patient ID Re-attending between 3 & 9 months - Children	680	1,590	42.8%	60.3%	60.1%	58.8%
% of FP17s for the same patient ID Re-attending between 3 & 9 months - Adults	1,602	4,640	34.5%	54.3%	53.3%	51.0%
% of FP17s for Band 1 Urgent Courses	379	5,926	6.4%	7.3%	9.0%	9.0%
% of FP17s Relating to Free Repair or Replacements	54	5,926	0.9%	1.1%	1.0%	0.8%
% of FP17s Relating to Continuations	50	5,926	0.8%	1.1%	1.0%	0.9%
% of Patients satisfied with the dentistry they have received	8	8	N/A	94.5%	93.8%	93.2%
% of Patients satisfied with the time they had to wait for an appointment	6	8	N/A	88.5%	89.4%	88.3%

* This is based on patients treated on this contract for their most recent course of treatment. Figures in italics indicate the base number of FP17s or Patient Questionnaire responses are less than 100. N/A is shown where the base number of responses is less than 10 during the period. % is calculated as Quantity/Base number*100

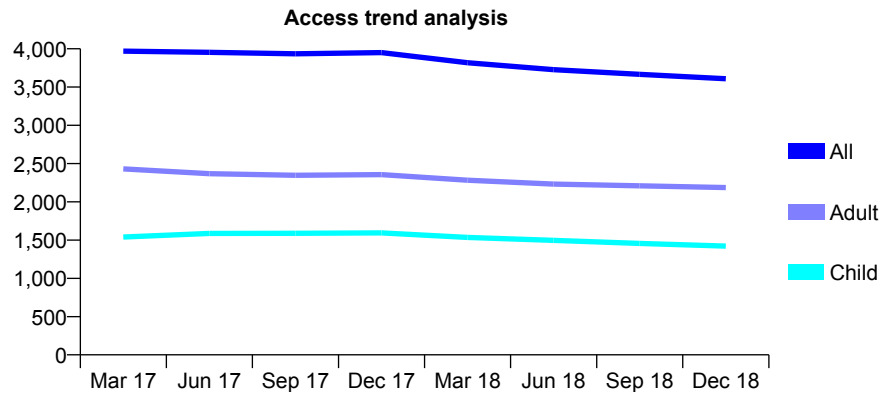
Q51 - Vital Signs At a Glance Contract Report for 127922/0001 - December 2018

Name or company name	Pitsmoor Dental Health
Contract type name	GDS Contract
Purpose of contract	General
Contract start date	01/07/2011
Contract end date	

18/19 Contracted general activity (UDA)	11,393
Carry forward general activity (UDA)	-78
18/19 Contracted orthodontic activity (UOA)	0
Carry forward orthodontic activity (UOA)	0
Baseline contract value	£376,379.84

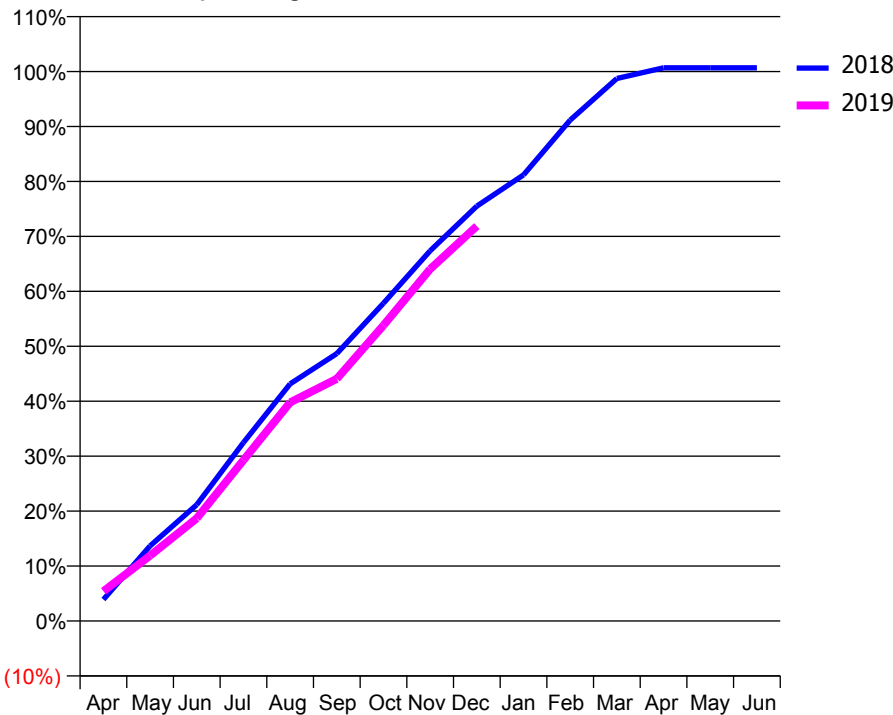
ACCESS*

Patients seen in 24 months	Total	Change since previous quarter
Quarter ending December 2017	3,950	
Quarter ending March 2018	3,817	↓
Quarter ending June 2018	3,728	↓
Quarter ending September 2018	3,666	↓
Quarter ending December 2018	3,608	↓
Variance since December 2017	(8.7%)	↓



ACTIVITY

Cumulative percentage of contracted UDA delivered 2018 & 2019



Month	Adjusted Scheduled Activity (UDA)	
	2018	2019
April	448	617
May	1,558	1,357
June	2,412	2,131
July	3,700	3,336
August	4,918	4,534
September	5,543	5,021
October	6,590	6,130
November	7,676	7,297
December	8,602	8,187
January	9,250	
February	10,385	
March	11,249	
April	11,469	
May	11,471	
June	11,471	

QUALITY

	Quantity	Base Number	Contract	AT	Region	England
% of FP17s for the same patient ID Re-attending within 3 months - Children	98	1,594	6.1%	9.4%	12.3%	11.8%
% of FP17s for the same patient ID Re-attending within 3 months - Adults	361	2,540	14.2%	13.5%	15.8%	15.6%
% of FP17s for the same patient ID Re-attending between 3 & 9 months - Children	1,006	1,594	63.1%	60.3%	60.1%	58.8%
% of FP17s for the same patient ID Re-attending between 3 & 9 months - Adults	1,539	2,540	60.6%	54.3%	53.3%	51.0%
% of FP17s for Band 1 Urgent Courses	397	4,088	9.7%	7.3%	9.0%	9.0%
% of FP17s Relating to Free Repair or Replacements	22	4,088	0.5%	1.1%	1.0%	0.8%
% of FP17s Relating to Continuations	3	4,088	0.1%	1.1%	1.0%	0.9%
% of Patients satisfied with the dentistry they have received	2	2	N/A	94.5%	93.8%	93.2%
% of Patients satisfied with the time they had to wait for an appointment	1	2	N/A	88.5%	89.4%	88.3%

* This is based on patients treated on this contract for their most recent course of treatment. Figures in italics indicate the base number of FP17s or Patient Questionnaire responses are less than 100. N/A is shown where the base number of responses is less than 10 during the period. % is calculated as Quantity/Base number*100

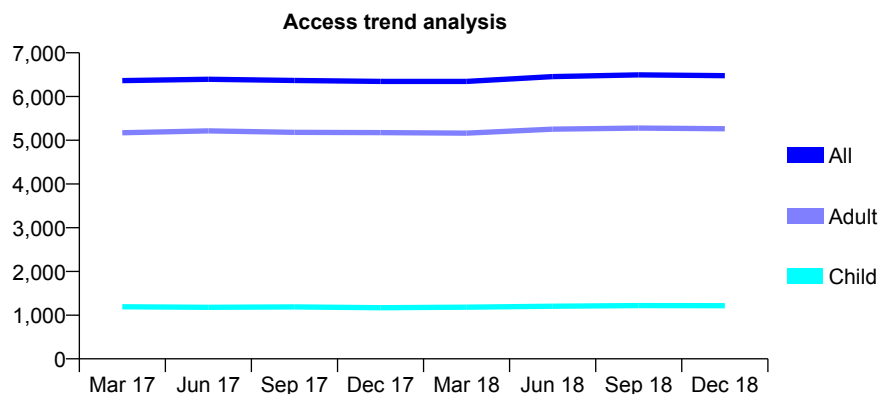
Q51 - Vital Signs At a Glance Contract Report for 128317/0001 - December 2018

Name or company name	Fern Cottage Dental Practice
Contract type name	GDS Contract
Purpose of contract	General
Contract start date	01/05/2015
Contract end date	

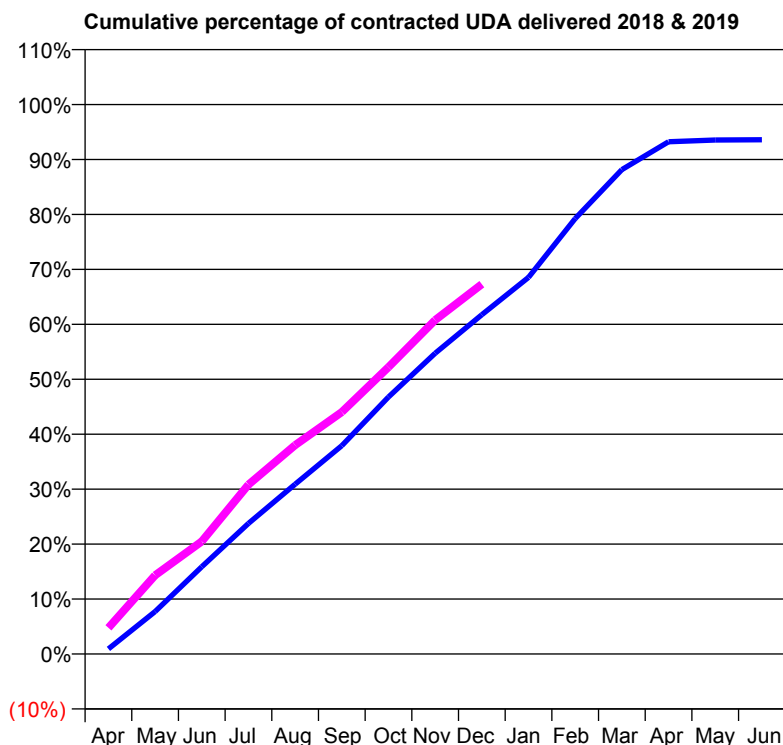
18/19 Contracted general activity (UDA)	20,208
Carry forward general activity (UDA)	0
18/19 Contracted orthodontic activity (UOA)	0
Carry forward orthodontic activity (UOA)	0
Baseline contract value	£570,439.51

ACCESS*

Patients seen in 24 months	Total	Change since previous quarter
Quarter ending December 2017	6,345	
Quarter ending March 2018	6,345	→
Quarter ending June 2018	6,456	→
Quarter ending September 2018	6,494	→
Quarter ending December 2018	6,477	→
Variance since December 2017	2.1%	↑



ACTIVITY



Month	Adjusted Scheduled Activity (UDA)	
	2018	2019
April	187	964
May	1,563	2,897
June	3,208	4,141
July	4,804	6,228
August	6,245	7,683
September	7,664	8,898
October	9,454	10,552
November	11,063	12,280
December	12,479	13,600
January	13,852	
February	16,016	
March	17,815	
April	18,839	
May	18,904	
June	18,911	

QUALITY

	Quantity	Base Number	Contract	AT	Region	England
% of FP17s for the same patient ID Re-attending within 3 months - Children	86	1,273	6.8%	9.4%	12.3%	11.8%
% of FP17s for the same patient ID Re-attending within 3 months - Adults	522	5,132	10.2%	13.5%	15.8%	15.6%
% of FP17s for the same patient ID Re-attending between 3 & 9 months - Children	742	1,273	58.3%	60.3%	60.1%	58.8%
% of FP17s for the same patient ID Re-attending between 3 & 9 months - Adults	2,829	5,132	55.1%	54.3%	53.3%	51.0%
% of FP17s for Band 1 Urgent Courses	309	6,040	5.1%	7.3%	9.0%	9.0%
% of FP17s Relating to Free Repair or Replacements	59	6,040	1.0%	1.1%	1.0%	0.8%
% of FP17s Relating to Continuations	52	6,040	0.9%	1.1%	1.0%	0.9%
% of Patients satisfied with the dentistry they have received	3	3	N/A	94.5%	93.8%	93.2%
% of Patients satisfied with the time they had to wait for an appointment	2	3	N/A	88.5%	89.4%	88.3%

* This is based on patients treated on this contract for their most recent course of treatment. Figures in italics indicate the base number of FP17s or Patient Questionnaire responses are less than 100. N/A is shown where the base number of responses is less than 10 during the period. % is calculated as Quantity/Base number*100

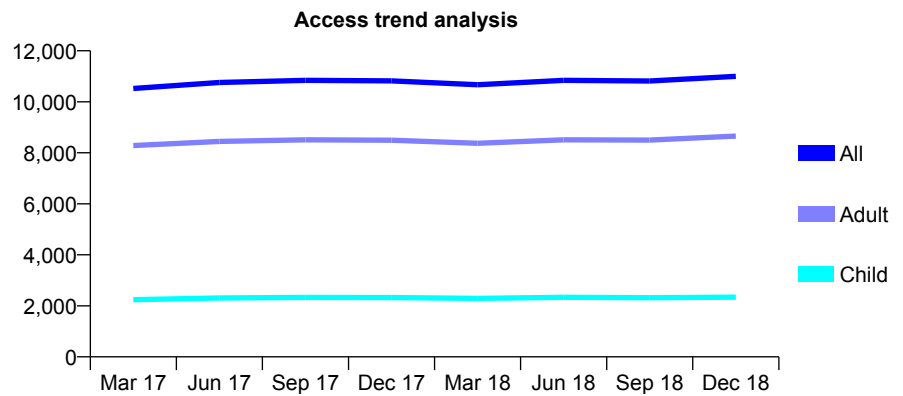
Q51 - Vital Signs At a Glance Contract Report for 129313/0001 - December 2018

Name or company name	Wiltorpe Park Dental Surgery
Contract type name	GDS Contract
Purpose of contract	General
Contract start date	01/02/2014
Contract end date	

18/19 Contracted general activity (UDA)	29,500
Carry forward general activity (UDA)	-590
18/19 Contracted orthodontic activity (UOA)	0
Carry forward orthodontic activity (UOA)	0
Baseline contract value	£855,352.69

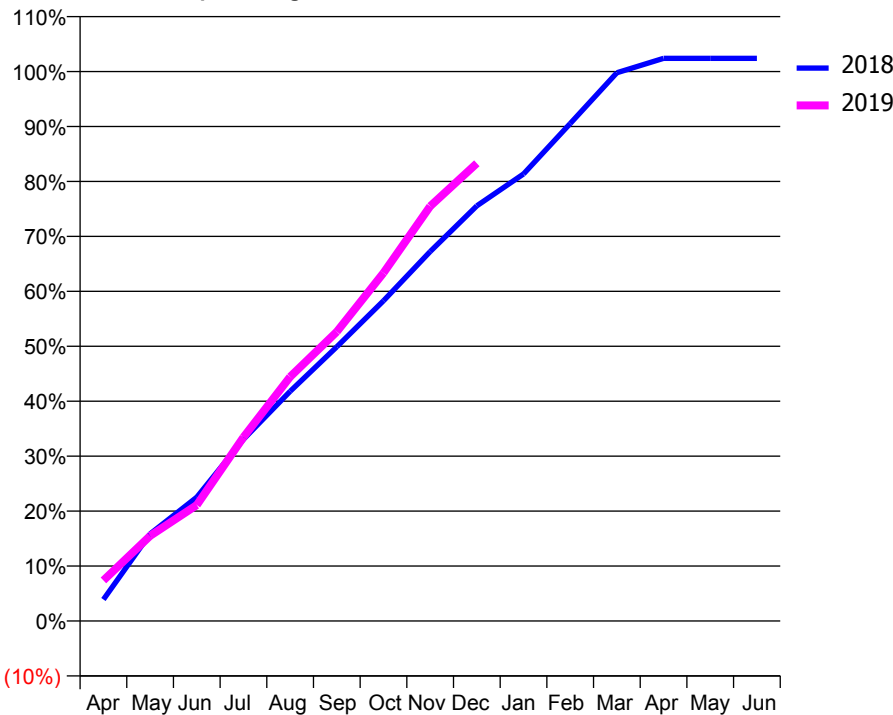
ACCESS*

Patients seen in 24 months	Total	Change since previous quarter
Quarter ending December 2017	10,819	
Quarter ending March 2018	10,668	↓
Quarter ending June 2018	10,844	→
Quarter ending September 2018	10,818	→
Quarter ending December 2018	10,998	→
Variance since December 2017	1.7%	→



ACTIVITY

Cumulative percentage of contracted UDA delivered 2018 & 2019



Month	Adjusted Scheduled Activity (UDA)	
	2018	2019
April	1,156	2,176
May	4,676	4,573
June	6,650	6,226
July	9,754	9,871
August	12,329	13,111
September	14,721	15,531
October	17,192	18,690
November	19,831	22,264
December	22,288	24,573
January	24,000	
February	26,705	
March	29,434	
April	30,203	
May	30,206	
June	30,206	

QUALITY

	Quantity	Base Number	Contract	AT	Region	England
% of FP17s for the same patient ID Re-attending within 3 months - Children	136	2,916	4.7%	9.4%	12.3%	11.8%
% of FP17s for the same patient ID Re-attending within 3 months - Adults	892	10,575	8.4%	13.5%	15.8%	15.6%
% of FP17s for the same patient ID Re-attending between 3 & 9 months - Children	1,981	2,916	67.9%	60.3%	60.1%	58.8%
% of FP17s for the same patient ID Re-attending between 3 & 9 months - Adults	7,028	10,575	66.5%	54.3%	53.3%	51.0%
% of FP17s for Band 1 Urgent Courses	277	13,008	2.1%	7.3%	9.0%	9.0%
% of FP17s Relating to Free Repair or Replacements	141	13,008	1.1%	1.1%	1.0%	0.8%
% of FP17s Relating to Continuations	39	13,008	0.3%	1.1%	1.0%	0.9%
% of Patients satisfied with the dentistry they have received	10	10	100.0%	94.5%	93.8%	93.2%
% of Patients satisfied with the time they had to wait for an appointment	10	10	100.0%	88.5%	89.4%	88.3%

* This is based on patients treated on this contract for their most recent course of treatment. Figures in italics indicate the base number of FP17s or Patient Questionnaire responses are less than 100. N/A is shown where the base number of responses is less than 10 during the period. % is calculated as Quantity/Base number*100

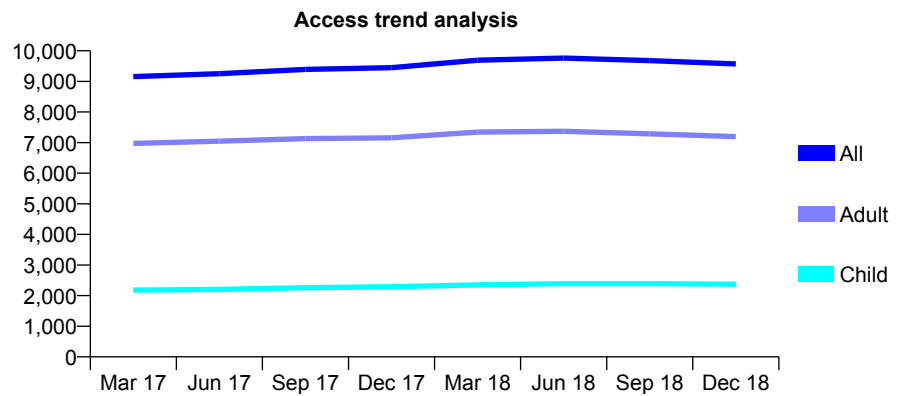
Q51 - Vital Signs At a Glance Contract Report for 129461/0001 - December 2018

Name or company name	IDH 622 Limited
Contract type name	GDS Contract
Purpose of contract	General
Contract start date	01/06/2012
Contract end date	

18/19 Contracted general activity (UDA)	27,284
Carry forward general activity (UDA)	0
18/19 Contracted orthodontic activity (UOA)	0
Carry forward orthodontic activity (UOA)	0
Baseline contract value	£777,914.76

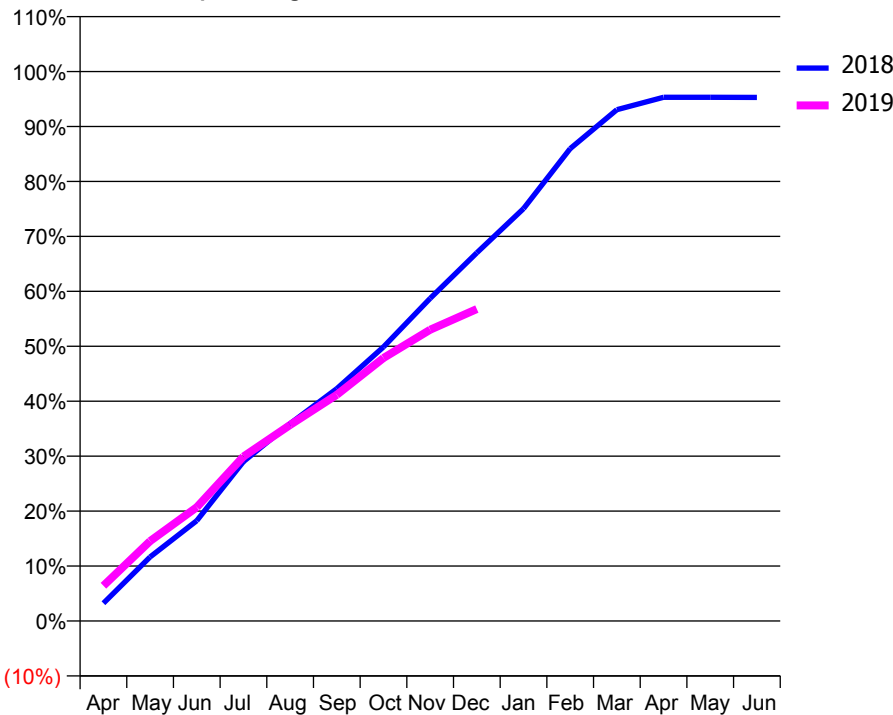
ACCESS*

Patients seen in 24 months	Total	Change since previous quarter
Quarter ending December 2017	9,448	
Quarter ending March 2018	9,693	↑
Quarter ending June 2018	9,761	→
Quarter ending September 2018	9,680	→
Quarter ending December 2018	9,569	↓
Variance since December 2017	1.3%	→



ACTIVITY

Cumulative percentage of contracted UDA delivered 2018 & 2019



Month	Adjusted Scheduled Activity (UDA)	
	2018	2019
April	883	1,749
May	3,178	3,968
June	4,980	5,652
July	7,914	8,170
August	9,801	9,739
September	11,540	11,232
October	13,609	13,061
November	16,022	14,461
December	18,285	15,488
January	20,475	
February	23,452	
March	25,389	
April	26,006	
May	26,002	
June	25,999	

QUALITY

	Quantity	Base Number	Contract	AT	Region	England
% of FP17s for the same patient ID Re-attending within 3 months - Children	123	2,123	5.8%	9.4%	12.3%	11.8%
% of FP17s for the same patient ID Re-attending within 3 months - Adults	658	5,933	11.1%	13.5%	15.8%	15.6%
% of FP17s for the same patient ID Re-attending between 3 & 9 months - Children	1,193	2,123	56.2%	60.3%	60.1%	58.8%
% of FP17s for the same patient ID Re-attending between 3 & 9 months - Adults	3,184	5,933	53.7%	54.3%	53.3%	51.0%
% of FP17s for Band 1 Urgent Courses	403	7,734	5.2%	7.3%	9.0%	9.0%
% of FP17s Relating to Free Repair or Replacements	67	7,734	0.9%	1.1%	1.0%	0.8%
% of FP17s Relating to Continuations	116	7,734	1.5%	1.1%	1.0%	0.9%
% of Patients satisfied with the dentistry they have received	5	5	N/A	94.5%	93.8%	93.2%
% of Patients satisfied with the time they had to wait for an appointment	5	5	N/A	88.5%	89.4%	88.3%

* This is based on patients treated on this contract for their most recent course of treatment. Figures in italics indicate the base number of FP17s or Patient Questionnaire responses are less than 100. N/A is shown where the base number of responses is less than 10 during the period. % is calculated as Quantity/Base number*100

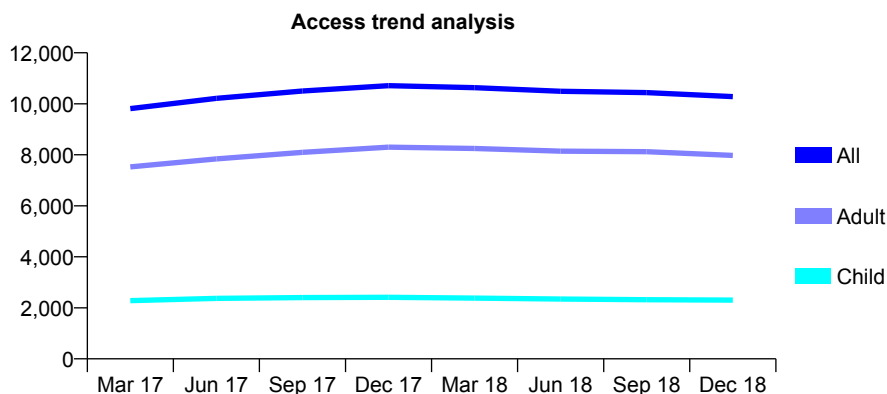
Q51 - Vital Signs At a Glance Contract Report for 129763/0001 - December 2018

Name or company name	Bramley Dental Practice
Contract type name	GDS Contract
Purpose of contract	General
Contract start date	01/01/2016
Contract end date	

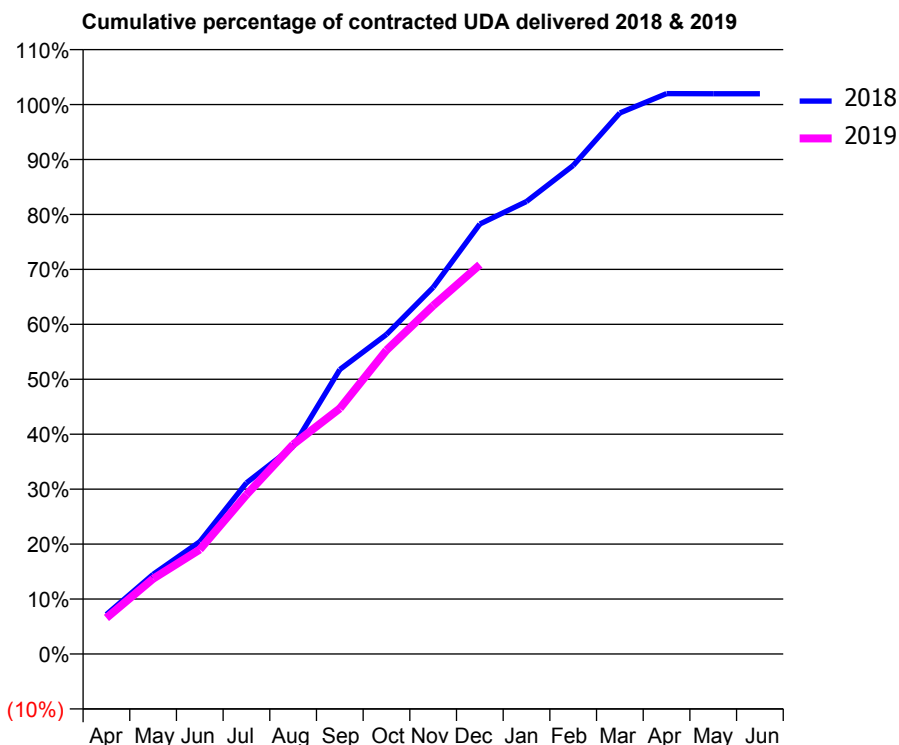
18/19 Contracted general activity (UDA)	28,862
Carry forward general activity (UDA)	-566
18/19 Contracted orthodontic activity (UOA)	0
Carry forward orthodontic activity (UOA)	0
Baseline contract value	£927,959.85

ACCESS*

Patients seen in 24 months	Total	Change since previous quarter
Quarter ending December 2017	10,713	
Quarter ending March 2018	10,631	→
Quarter ending June 2018	10,489	↓
Quarter ending September 2018	10,438	→
Quarter ending December 2018	10,282	↓
Variance since December 2017	(4.0%)	↓



ACTIVITY



Month	Adjusted Scheduled Activity (UDA)	
	2018	2019
April	2,079	1,892
May	4,187	3,956
June	5,904	5,489
July	8,987	8,370
August	10,897	11,009
September	14,940	12,900
October	16,787	15,959
November	19,259	18,297
December	22,581	20,451
January	23,765	
February	25,656	
March	28,421	
April	29,431	
May	29,426	
June	29,428	

QUALITY

	Quantity	Base Number	Contract	AT	Region	England
% of FP17s for the same patient ID Re-attending within 3 months - Children	175	2,798	6.3%	9.4%	12.3%	11.8%
% of FP17s for the same patient ID Re-attending within 3 months - Adults	844	9,716	8.7%	13.5%	15.8%	15.6%
% of FP17s for the same patient ID Re-attending between 3 & 9 months - Children	1,905	2,798	68.1%	60.3%	60.1%	58.8%
% of FP17s for the same patient ID Re-attending between 3 & 9 months - Adults	6,562	9,716	67.5%	54.3%	53.3%	51.0%
% of FP17s for Band 1 Urgent Courses	343	11,115	3.1%	7.3%	9.0%	9.0%
% of FP17s Relating to Free Repair or Replacements	110	11,115	1.0%	1.1%	1.0%	0.8%
% of FP17s Relating to Continuations	51	11,115	0.5%	1.1%	1.0%	0.9%
% of Patients satisfied with the dentistry they have received	3	3	N/A	94.5%	93.8%	93.2%
% of Patients satisfied with the time they had to wait for an appointment	3	3	N/A	88.5%	89.4%	88.3%

* This is based on patients treated on this contract for their most recent course of treatment. Figures in italics indicate the base number of FP17s or Patient Questionnaire responses are less than 100. N/A is shown where the base number of responses is less than 10 during the period. % is calculated as Quantity/Base number*100

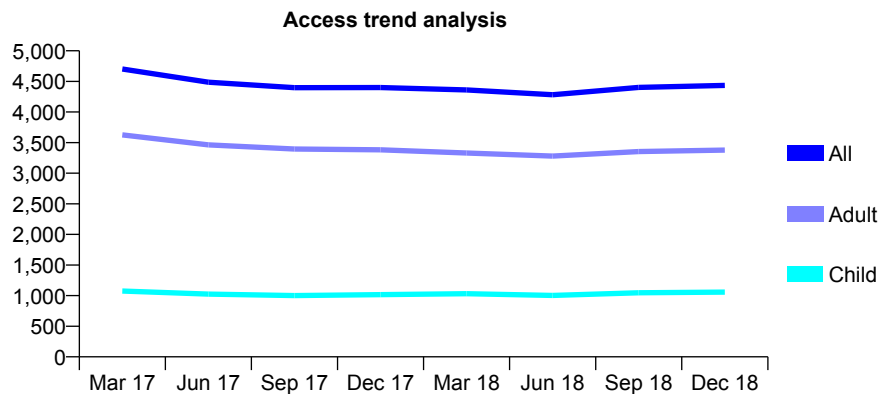
Q51 - Vital Signs At a Glance Contract Report for 131385/0001 - December 2018

Name or company name	HSN Dental Care Ltd
Contract type name	GDS Contract
Purpose of contract	General
Contract start date	01/12/2013
Contract end date	

18/19 Contracted general activity (UDA)	13,641
Carry forward general activity (UDA)	0
18/19 Contracted orthodontic activity (UOA)	0
Carry forward orthodontic activity (UOA)	0
Baseline contract value	£414,536.83

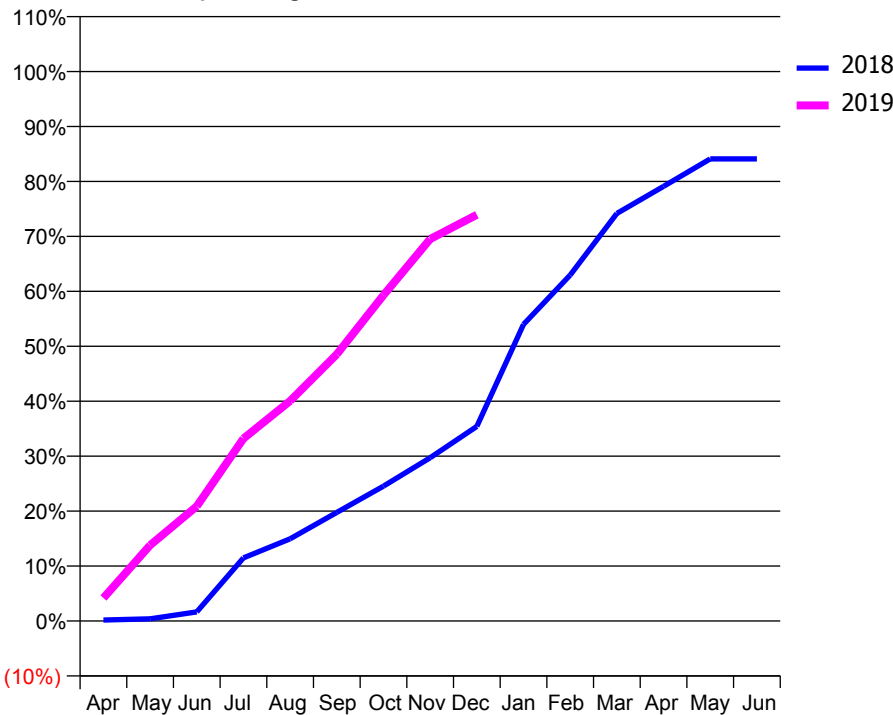
ACCESS*

Patients seen in 24 months	Total	Change since previous quarter
Quarter ending December 2017	4,399	
Quarter ending March 2018	4,361	→
Quarter ending June 2018	4,282	↓
Quarter ending September 2018	4,401	↑
Quarter ending December 2018	4,435	→
Variance since December 2017	0.8%	→



ACTIVITY

Cumulative percentage of contracted UDA delivered 2018 & 2019



Month	Adjusted Scheduled Activity (UDA)	
	2018	2019
April	25	571
May	54	1,882
June	228	2,848
July	1,569	4,530
August	2,040	5,462
September	2,697	6,622
October	3,350	8,090
November	4,053	9,481
December	4,830	10,086
January	7,362	
February	8,588	
March	10,119	
April	10,790	
May	11,470	
June	11,470	

QUALITY

	Quantity	Base Number	Contract	AT	Region	England
% of FP17s for the same patient ID Re-attending within 3 months - Children	84	1,233	6.8%	9.4%	12.3%	11.8%
% of FP17s for the same patient ID Re-attending within 3 months - Adults	513	3,755	13.7%	13.5%	15.8%	15.6%
% of FP17s for the same patient ID Re-attending between 3 & 9 months - Children	720	1,233	58.4%	60.3%	60.1%	58.8%
% of FP17s for the same patient ID Re-attending between 3 & 9 months - Adults	2,063	3,755	54.9%	54.3%	53.3%	51.0%
% of FP17s for Band 1 Urgent Courses	375	4,648	8.1%	7.3%	9.0%	9.0%
% of FP17s Relating to Free Repair or Replacements	43	4,648	0.9%	1.1%	1.0%	0.8%
% of FP17s Relating to Continuations	63	4,648	1.4%	1.1%	1.0%	0.9%
% of Patients satisfied with the dentistry they have received	1	1	N/A	94.5%	93.8%	93.2%
% of Patients satisfied with the time they had to wait for an appointment	1	1	N/A	88.5%	89.4%	88.3%

* This is based on patients treated on this contract for their most recent course of treatment. Figures in italics indicate the base number of FP17s or Patient Questionnaire responses are less than 100. N/A is shown where the base number of responses is less than 10 during the period. % is calculated as Quantity/Base number*100

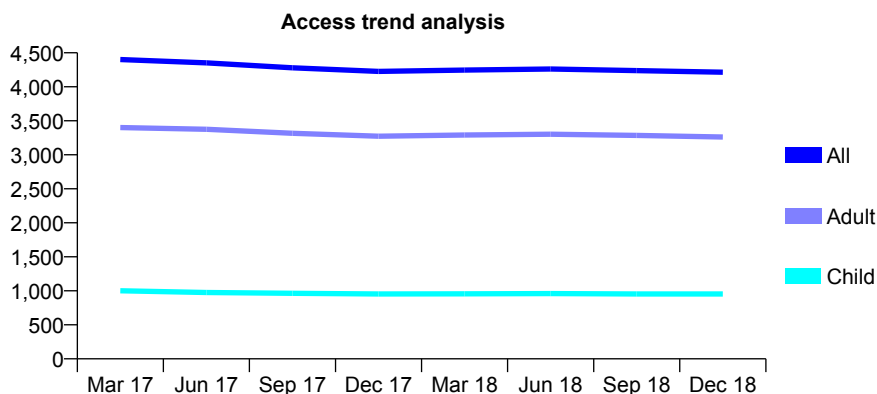
Q51 - Vital Signs At a Glance Contract Report for 131598/0001 - December 2018

Name or company name	Nostell Place Ltd
Contract type name	GDS Contract
Purpose of contract	General
Contract start date	01/12/2010
Contract end date	

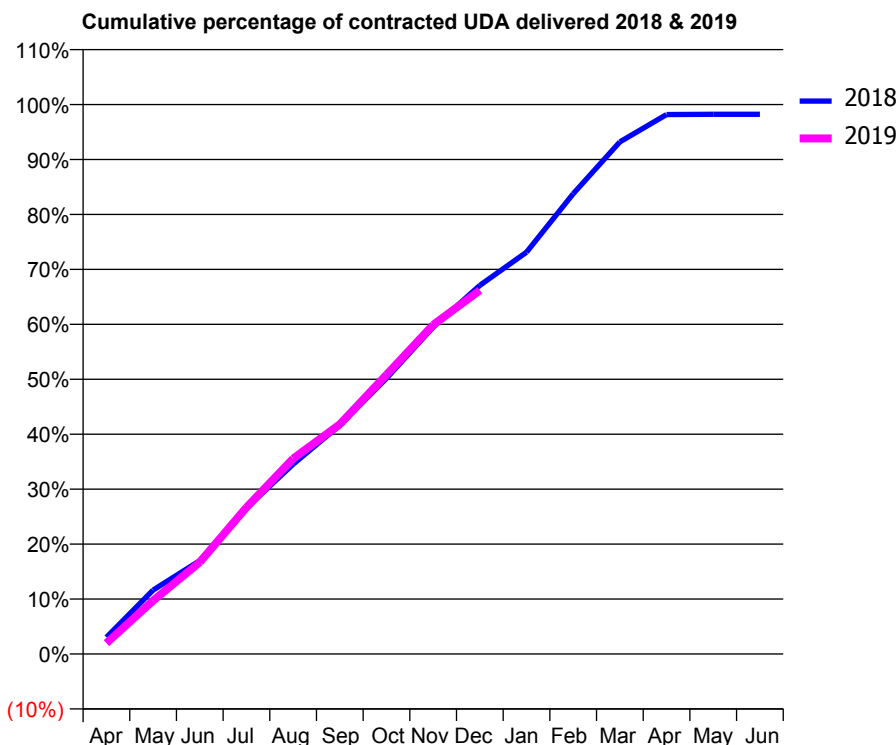
18/19 Contracted general activity (UDA)	13,184
Carry forward general activity (UDA)	234
18/19 Contracted orthodontic activity (UOA)	0
Carry forward orthodontic activity (UOA)	0
Baseline contract value	£383,741.26

ACCESS*

Patients seen in 24 months	Total	Change since previous quarter
Quarter ending December 2017	4,227	
Quarter ending March 2018	4,246	→
Quarter ending June 2018	4,262	→
Quarter ending September 2018	4,239	→
Quarter ending December 2018	4,214	→
Variance since December 2017	(0.3%)	→



ACTIVITY



Month	Adjusted Scheduled Activity (UDA)	
	2018	2019
April	402	262
May	1,535	1,283
June	2,241	2,201
July	3,501	3,518
August	4,555	4,690
September	5,489	5,511
October	6,614	6,701
November	7,844	7,897
December	8,844	8,727
January	9,641	
February	11,041	
March	12,288	
April	12,943	
May	12,948	
June	12,950	

QUALITY

	Quantity	Base Number	Contract	AT	Region	England
% of FP17s for the same patient ID Re-attending within 3 months - Children	92	1,189	7.7%	9.4%	12.3%	11.8%
% of FP17s for the same patient ID Re-attending within 3 months - Adults	619	3,534	17.5%	13.5%	15.8%	15.6%
% of FP17s for the same patient ID Re-attending between 3 & 9 months - Children	742	1,189	62.4%	60.3%	60.1%	58.8%
% of FP17s for the same patient ID Re-attending between 3 & 9 months - Adults	1,707	3,534	48.3%	54.3%	53.3%	51.0%
% of FP17s for Band 1 Urgent Courses	476	4,432	10.7%	7.3%	9.0%	9.0%
% of FP17s Relating to Free Repair or Replacements	105	4,432	2.4%	1.1%	1.0%	0.8%
% of FP17s Relating to Continuations	77	4,432	1.7%	1.1%	1.0%	0.9%
% of Patients satisfied with the dentistry they have received	5	5	N/A	94.5%	93.8%	93.2%
% of Patients satisfied with the time they had to wait for an appointment	4	5	N/A	88.5%	89.4%	88.3%

* This is based on patients treated on this contract for their most recent course of treatment. Figures in italics indicate the base number of FP17s or Patient Questionnaire responses are less than 100. N/A is shown where the base number of responses is less than 10 during the period. % is calculated as Quantity/Base number*100

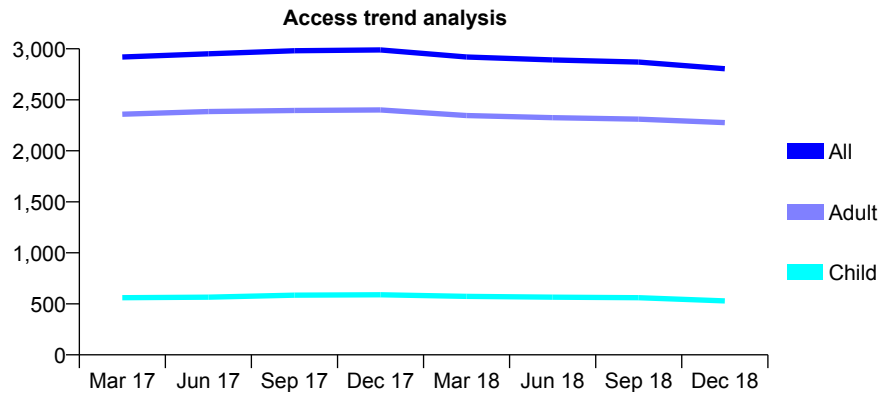
Q51 - Vital Signs At a Glance Contract Report for 132160/0001 - December 2018

Name or company name	LWT Dental Care (Leppings Lane)
Contract type name	GDS Contract
Purpose of contract	General
Contract start date	01/04/2006
Contract end date	

18/19 Contracted general activity (UDA)	8,410
Carry forward general activity (UDA)	329
18/19 Contracted orthodontic activity (UOA)	0
Carry forward orthodontic activity (UOA)	0
Baseline contract value	£191,091.77

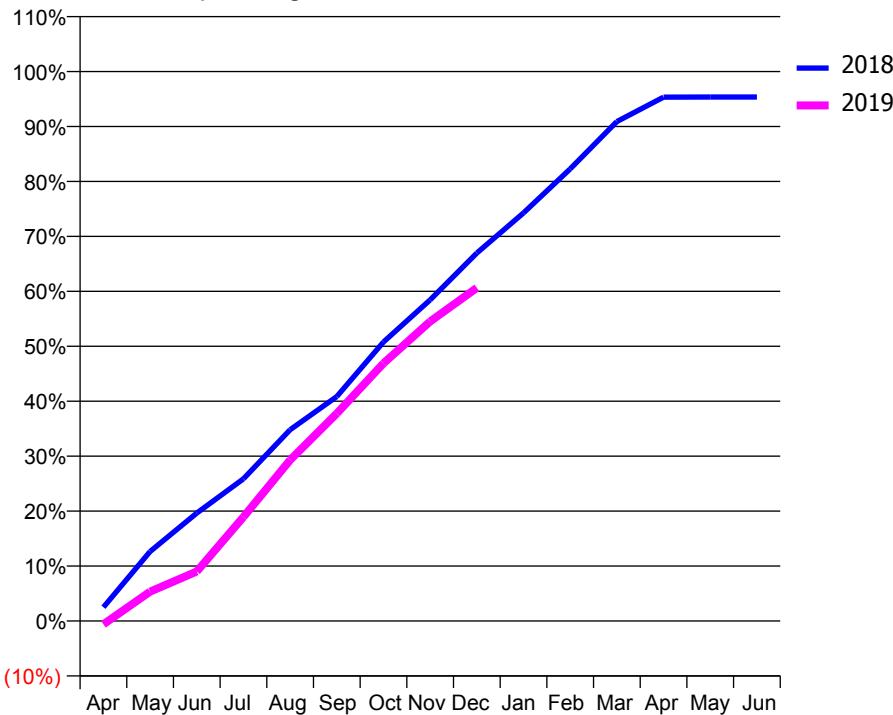
ACCESS*

Patients seen in 24 months	Total	Change since previous quarter
Quarter ending December 2017	2,989	
Quarter ending March 2018	2,919	↓
Quarter ending June 2018	2,891	→
Quarter ending September 2018	2,870	→
Quarter ending December 2018	2,805	↓
Variance since December 2017	(6.2%)	↓



ACTIVITY

Cumulative percentage of contracted UDA delivered 2018 & 2019



Month	Adjusted Scheduled Activity (UDA)	
	2018	2019
April	211	-51
May	1,064	451
June	1,652	758
July	2,177	1,592
August	2,928	2,464
September	3,436	3,177
October	4,270	3,944
November	4,916	4,584
December	5,632	5,098
January	6,246	
February	6,920	
March	7,643	
April	8,017	
May	8,019	
June	8,019	

QUALITY

	Quantity	Base Number	Contract	AT	Region	England
% of FP17s for the same patient ID Re-attending within 3 months - Children	45	596	7.6%	9.4%	12.3%	11.8%
% of FP17s for the same patient ID Re-attending within 3 months - Adults	327	2,522	13.0%	13.5%	15.8%	15.6%
% of FP17s for the same patient ID Re-attending between 3 & 9 months - Children	393	596	65.9%	60.3%	60.1%	58.8%
% of FP17s for the same patient ID Re-attending between 3 & 9 months - Adults	1,586	2,522	62.9%	54.3%	53.3%	51.0%
% of FP17s for Band 1 Urgent Courses	241	2,932	8.2%	7.3%	9.0%	9.0%
% of FP17s Relating to Free Repair or Replacements	20	2,932	0.7%	1.1%	1.0%	0.8%
% of FP17s Relating to Continuations	25	2,932	0.9%	1.1%	1.0%	0.9%
% of Patients satisfied with the dentistry they have received	2	2	N/A	94.5%	93.8%	93.2%
% of Patients satisfied with the time they had to wait for an appointment	1	2	N/A	88.5%	89.4%	88.3%

* This is based on patients treated on this contract for their most recent course of treatment. Figures in italics indicate the base number of FP17s or Patient Questionnaire responses are less than 100. N/A is shown where the base number of responses is less than 10 during the period. % is calculated as Quantity/Base number*100

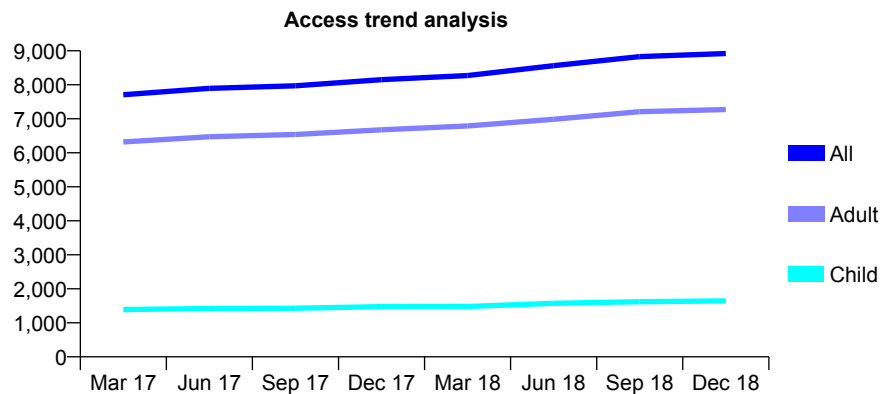
Q51 - Vital Signs At a Glance Contract Report for 132160/0002 - December 2018

Name or company name	LWT Dental Care (Ecclesall Road)
Contract type name	GDS Contract
Purpose of contract	General
Contract start date	01/04/2006
Contract end date	

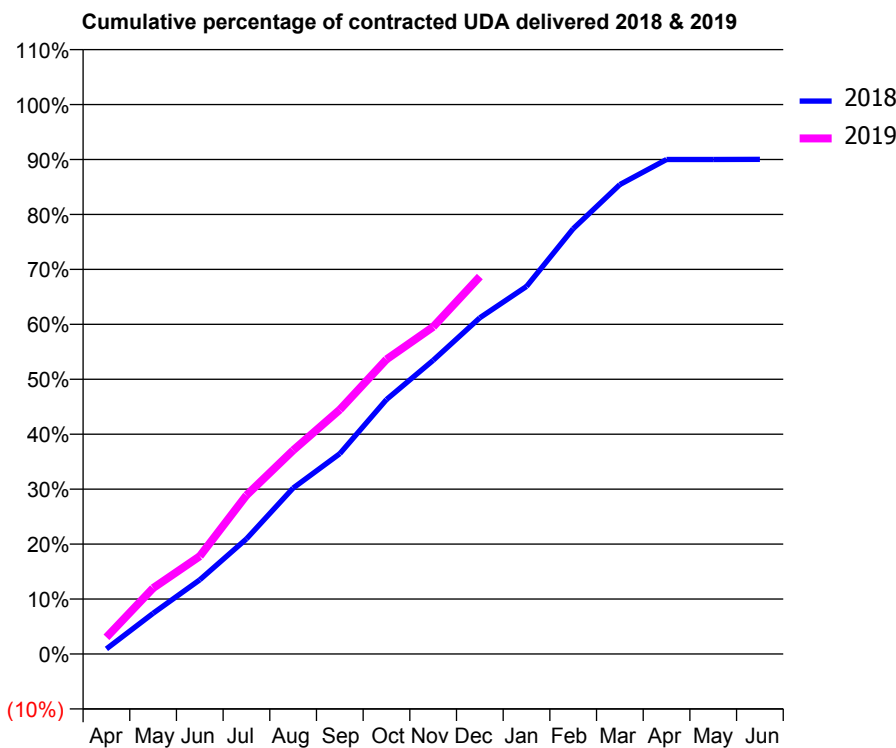
18/19 Contracted general activity (UDA)	24,405
Carry forward general activity (UDA)	0
18/19 Contracted orthodontic activity (UOA)	0
Carry forward orthodontic activity (UOA)	0
Baseline contract value	£573,732.84

ACCESS*

Patients seen in 24 months	Total	Change since previous quarter
Quarter ending December 2017	8,151	
Quarter ending March 2018	8,271	→
Quarter ending June 2018	8,564	↑
Quarter ending September 2018	8,829	↑
Quarter ending December 2018	8,918	→
Variance since December 2017	9.4%	↑



ACTIVITY



Month	Adjusted Scheduled Activity (UDA)	
	2018	2019
April	225	744
May	1,812	2,927
June	3,297	4,342
July	5,116	7,049
August	7,368	9,048
September	8,896	10,854
October	11,302	13,087
November	13,041	14,530
December	14,936	16,762
January	16,328	
February	18,889	
March	20,847	
April	21,962	
May	21,964	
June	21,966	

QUALITY

	Quantity	Base Number	Contract	AT	Region	England
% of FP17s for the same patient ID Re-attending within 3 months - Children	101	2,025	5.0%	9.4%	12.3%	11.8%
% of FP17s for the same patient ID Re-attending within 3 months - Adults	1,019	8,338	12.2%	13.5%	15.8%	15.6%
% of FP17s for the same patient ID Re-attending between 3 & 9 months - Children	1,390	2,025	68.6%	60.3%	60.1%	58.8%
% of FP17s for the same patient ID Re-attending between 3 & 9 months - Adults	4,706	8,338	56.4%	54.3%	53.3%	51.0%
% of FP17s for Band 1 Urgent Courses	569	9,363	6.1%	7.3%	9.0%	9.0%
% of FP17s Relating to Free Repair or Replacements	111	9,363	1.2%	1.1%	1.0%	0.8%
% of FP17s Relating to Continuations	99	9,363	1.1%	1.1%	1.0%	0.9%
% of Patients satisfied with the dentistry they have received	11	11	100.0%	94.5%	93.8%	93.2%
% of Patients satisfied with the time they had to wait for an appointment	10	11	90.9%	88.5%	89.4%	88.3%

* This is based on patients treated on this contract for their most recent course of treatment. Figures in italics indicate the base number of FP17s or Patient Questionnaire responses are less than 100. N/A is shown where the base number of responses is less than 10 during the period. % is calculated as Quantity/Base number*100

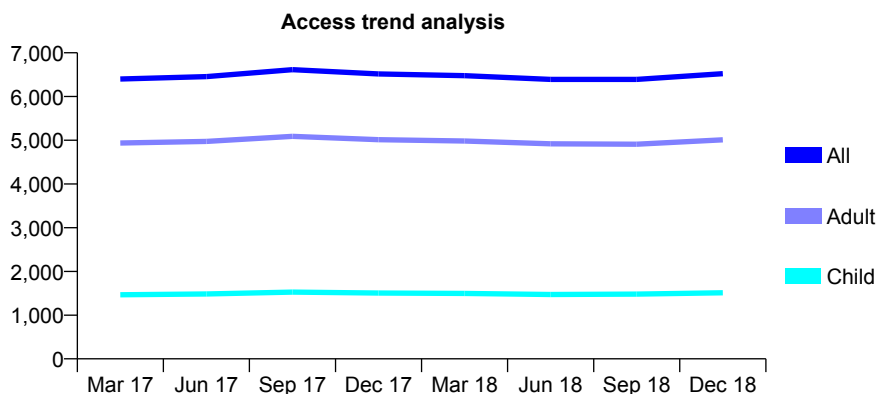
Q51 - Vital Signs At a Glance Contract Report for 132489/0001 - December 2018

Name or company name	Hillcrest Ionian
Contract type name	GDS Contract
Purpose of contract	General
Contract start date	26/04/2010
Contract end date	

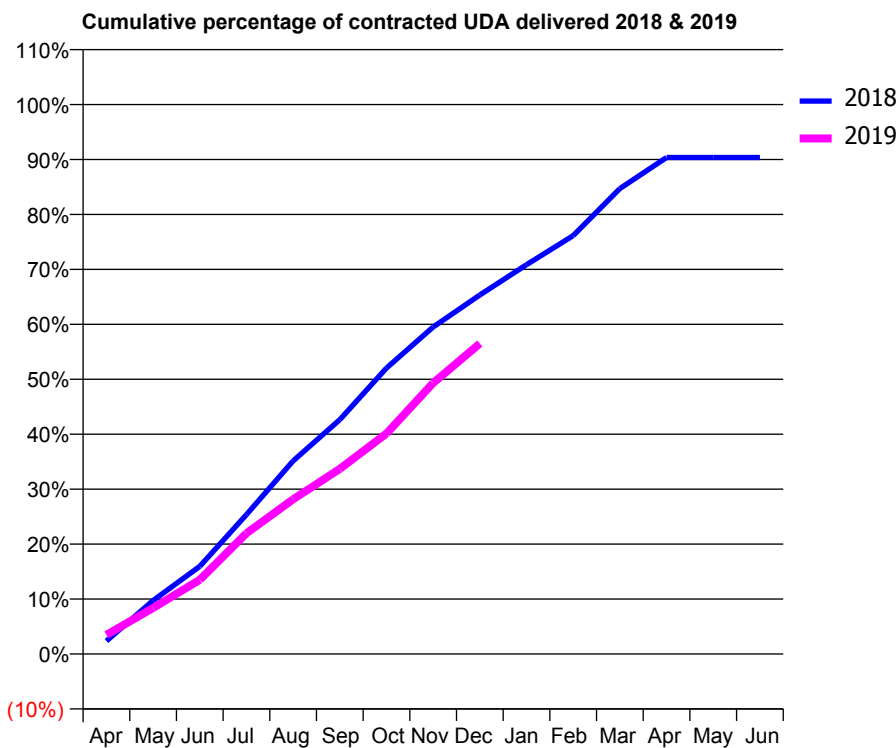
18/19 Contracted general activity (UDA)	16,369
Carry forward general activity (UDA)	0
18/19 Contracted orthodontic activity (UOA)	0
Carry forward orthodontic activity (UOA)	0
Baseline contract value	£502,071.90

ACCESS*

Patients seen in 24 months	Total	Change since previous quarter
Quarter ending December 2017	6,518	
Quarter ending March 2018	6,477	→
Quarter ending June 2018	6,390	↓
Quarter ending September 2018	6,392	→
Quarter ending December 2018	6,522	↑
Variance since December 2017	0.1%	→



ACTIVITY



Month	Adjusted Scheduled Activity (UDA)	
	2018	2019
April	386	572
May	1,596	1,374
June	2,613	2,210
July	4,151	3,598
August	5,752	4,608
September	6,981	5,517
October	8,519	6,570
November	9,742	8,075
December	10,695	9,249
January	11,598	
February	12,463	
March	13,865	
April	14,792	
May	14,792	
June	14,792	

QUALITY

	Quantity	Base Number	Contract	AT	Region	England
% of FP17s for the same patient ID Re-attending within 3 months - Children	73	1,408	5.2%	9.4%	12.3%	11.8%
% of FP17s for the same patient ID Re-attending within 3 months - Adults	457	4,185	10.9%	13.5%	15.8%	15.6%
% of FP17s for the same patient ID Re-attending between 3 & 9 months - Children	583	1,408	41.4%	60.3%	60.1%	58.8%
% of FP17s for the same patient ID Re-attending between 3 & 9 months - Adults	1,231	4,185	29.4%	54.3%	53.3%	51.0%
% of FP17s for Band 1 Urgent Courses	341	4,435	7.7%	7.3%	9.0%	9.0%
% of FP17s Relating to Free Repair or Replacements	41	4,435	0.9%	1.1%	1.0%	0.8%
% of FP17s Relating to Continuations	50	4,435	1.1%	1.1%	1.0%	0.9%
% of Patients satisfied with the dentistry they have received	8	9	N/A	94.5%	93.8%	93.2%
% of Patients satisfied with the time they had to wait for an appointment	8	9	N/A	88.5%	89.4%	88.3%

* This is based on patients treated on this contract for their most recent course of treatment. Figures in italics indicate the base number of FP17s or Patient Questionnaire responses are less than 100. N/A is shown where the base number of responses is less than 10 during the period. % is calculated as Quantity/Base number*100

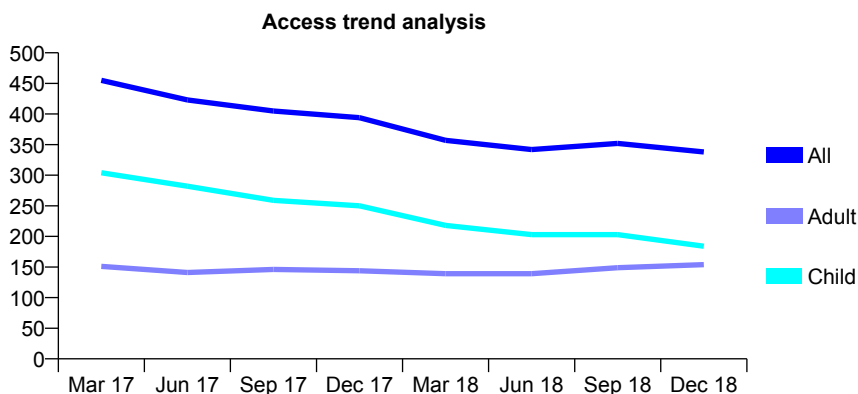
Q51 - Vital Signs At a Glance Contract Report for 133361/0001 - December 2018

Name or company name	D The D Limited
Contract type name	GDS Contract
Purpose of contract	General
Contract start date	01/06/2007
Contract end date	

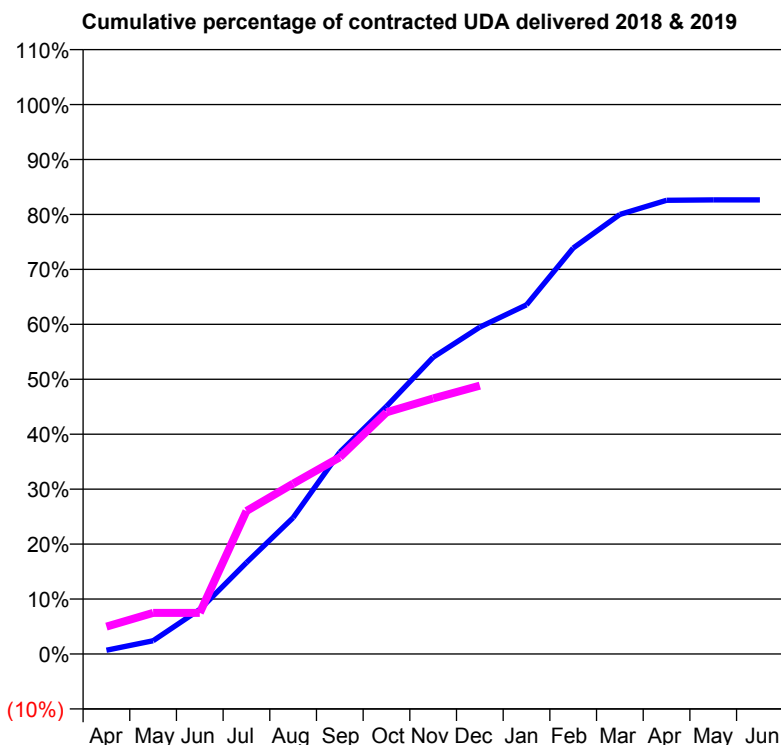
18/19 Contracted general activity (UDA)	1,286
Carry forward general activity (UDA)	0
18/19 Contracted orthodontic activity (UOA)	0
Carry forward orthodontic activity (UOA)	0
Baseline contract value	£32,156.91

ACCESS*

Patients seen in 24 months	Total	Change since previous quarter
Quarter ending December 2017	394	
Quarter ending March 2018	357	↓
Quarter ending June 2018	342	↓
Quarter ending September 2018	352	↑
Quarter ending December 2018	338	↓
Variance since December 2017	(14.2%)	↓



ACTIVITY



Adjusted Scheduled Activity (UDA)		
Month	2018	2019
April	9	64
May	31	96
June	104	96
July	214	335
August	319	399
September	472	461
October	580	566
November	695	598
December	765	628
January	817	
February	950	
March	1,029	
April	1,062	
May	1,063	
June	1,063	

QUALITY

	Quantity	Base Number	Contract	AT	Region	England
% of FP17s for the same patient ID Re-attending within 3 months - Children	9	162	5.6%	9.4%	12.3%	11.8%
% of FP17s for the same patient ID Re-attending within 3 months - Adults	11	114	9.6%	13.5%	15.8%	15.6%
% of FP17s for the same patient ID Re-attending between 3 & 9 months - Children	86	162	53.1%	60.3%	60.1%	58.8%
% of FP17s for the same patient ID Re-attending between 3 & 9 months - Adults	31	114	27.2%	54.3%	53.3%	51.0%
% of FP17s for Band 1 Urgent Courses	5	248	2.0%	7.3%	9.0%	9.0%
% of FP17s Relating to Free Repair or Replacements	0	248	0.0%	1.1%	1.0%	0.8%
% of FP17s Relating to Continuations	0	248	0.0%	1.1%	1.0%	0.9%
% of Patients satisfied with the dentistry they have received	0	0	N/A	94.5%	93.8%	93.2%
% of Patients satisfied with the time they had to wait for an appointment	0	0	N/A	88.5%	89.4%	88.3%

* This is based on patients treated on this contract for their most recent course of treatment. Figures in italics indicate the base number of FP17s or Patient Questionnaire responses are less than 100. N/A is shown where the base number of responses is less than 10 during the period. % is calculated as Quantity/Base number*100

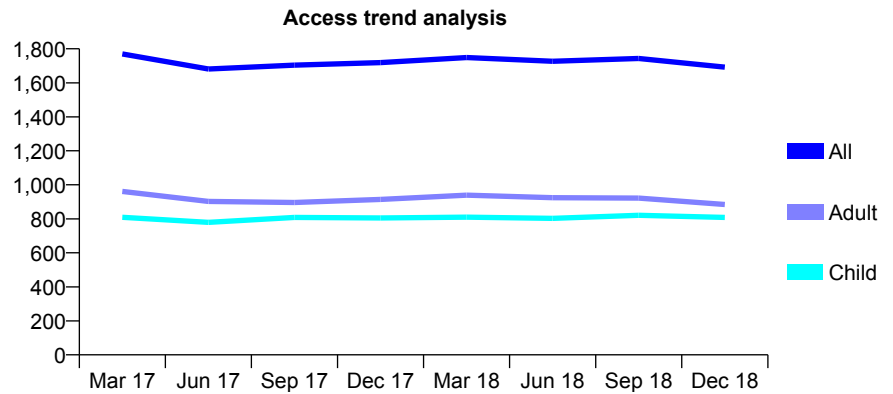
Q51 - Vital Signs At a Glance Contract Report for 133701/0001 - December 2018

Name or company name	The Dental House
Contract type name	GDS Contract
Purpose of contract	General
Contract start date	01/12/2011
Contract end date	

18/19 Contracted general activity (UDA)	6,000
Carry forward general activity (UDA)	0
18/19 Contracted orthodontic activity (UOA)	0
Carry forward orthodontic activity (UOA)	0
Baseline contract value	£159,873.75

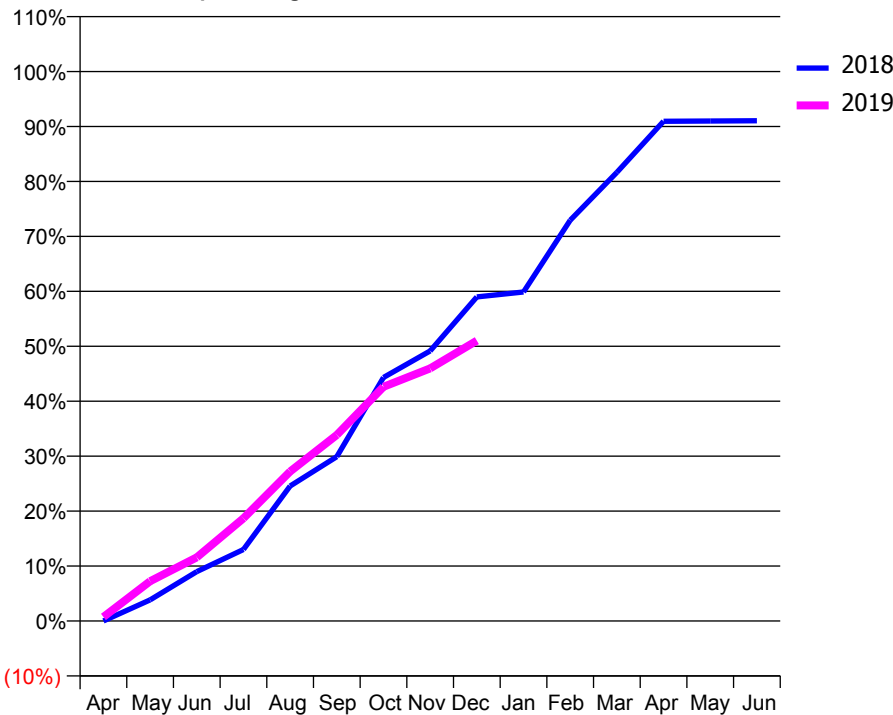
ACCESS*

Patients seen in 24 months	Total	Change since previous quarter
Quarter ending December 2017	1,719	
Quarter ending March 2018	1,749	→
Quarter ending June 2018	1,727	↓
Quarter ending September 2018	1,743	→
Quarter ending December 2018	1,692	↓
Variance since December 2017	(1.6%)	↓



ACTIVITY

Cumulative percentage of contracted UDA delivered 2018 & 2019



Month	Adjusted Scheduled Activity (UDA)	
	2018	2019
April	0	44
May	230	434
June	540	695
July	781	1,121
August	1,474	1,633
September	1,794	2,031
October	2,659	2,558
November	2,949	2,758
December	3,539	3,062
January	3,592	
February	4,375	
March	4,899	
April	5,456	
May	5,459	
June	5,463	

QUALITY

	Quantity	Base Number	Contract	AT	Region	England
% of FP17s for the same patient ID Re-attending within 3 months - Children	76	898	8.5%	9.4%	12.3%	11.8%
% of FP17s for the same patient ID Re-attending within 3 months - Adults	208	806	25.8%	13.5%	15.8%	15.6%
% of FP17s for the same patient ID Re-attending between 3 & 9 months - Children	561	898	62.5%	60.3%	60.1%	58.8%
% of FP17s for the same patient ID Re-attending between 3 & 9 months - Adults	379	806	47.0%	54.3%	53.3%	51.0%
% of FP17s for Band 1 Urgent Courses	158	1,525	10.4%	7.3%	9.0%	9.0%
% of FP17s Relating to Free Repair or Replacements	3	1,525	0.2%	1.1%	1.0%	0.8%
% of FP17s Relating to Continuations	1	1,525	0.1%	1.1%	1.0%	0.9%
% of Patients satisfied with the dentistry they have received	0	0	N/A	94.5%	93.8%	93.2%
% of Patients satisfied with the time they had to wait for an appointment	0	0	N/A	88.5%	89.4%	88.3%

* This is based on patients treated on this contract for their most recent course of treatment. Figures in italics indicate the base number of FP17s or Patient Questionnaire responses are less than 100. N/A is shown where the base number of responses is less than 10 during the period. % is calculated as Quantity/Base number*100

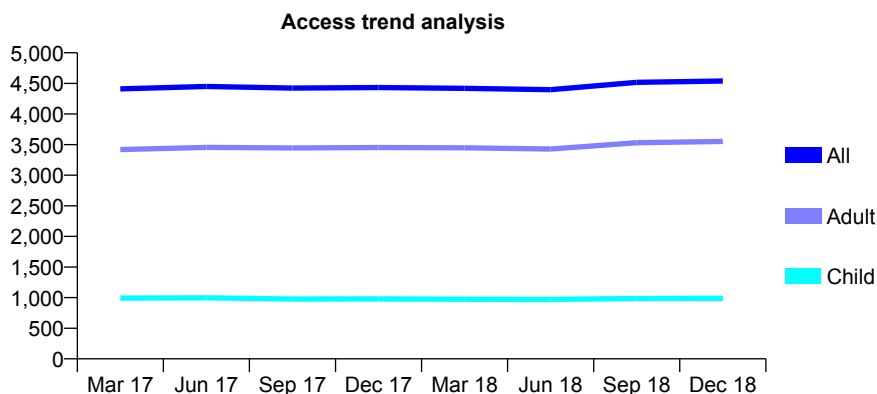
Q51 - Vital Signs At a Glance Contract Report for 134651/0001 - December 2018

Name or company name	DENTECARE (BARNSLEY) LIMITED
Contract type name	GDS Contract
Purpose of contract	General
Contract start date	01/04/2011
Contract end date	

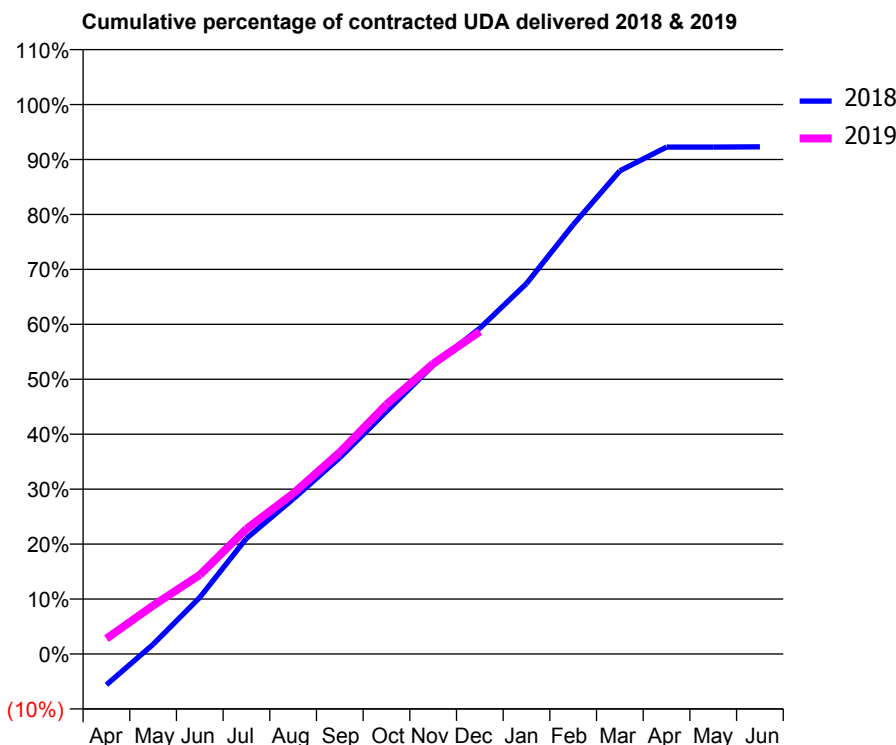
18/19 Contracted general activity (UDA)	20,316
Carry forward general activity (UDA)	0
18/19 Contracted orthodontic activity (UOA)	0
Carry forward orthodontic activity (UOA)	0
Baseline contract value	£586,426.13

ACCESS*

Patients seen in 24 months	Total	Change since previous quarter
Quarter ending December 2017	4,432	
Quarter ending March 2018	4,420	→
Quarter ending June 2018	4,398	→
Quarter ending September 2018	4,517	↑
Quarter ending December 2018	4,540	→
Variance since December 2017	2.4%	↑



ACTIVITY



Month	Adjusted Scheduled Activity (UDA)	
	2018	2019
April	-862	567
May	268	1,793
June	1,579	2,926
July	3,224	4,628
August	4,320	5,935
September	5,473	7,464
October	6,763	9,225
November	8,049	10,737
December	9,080	11,922
January	10,325	
February	11,968	
March	13,468	
April	14,128	
May	14,131	
June	14,137	

QUALITY

	Quantity	Base Number	Contract	AT	Region	England
% of FP17s for the same patient ID Re-attending within 3 months - Children	81	1,041	7.8%	9.4%	12.3%	11.8%
% of FP17s for the same patient ID Re-attending within 3 months - Adults	617	3,801	16.2%	13.5%	15.8%	15.6%
% of FP17s for the same patient ID Re-attending between 3 & 9 months - Children	558	1,041	53.6%	60.3%	60.1%	58.8%
% of FP17s for the same patient ID Re-attending between 3 & 9 months - Adults	1,973	3,801	51.9%	54.3%	53.3%	51.0%
% of FP17s for Band 1 Urgent Courses	370	4,600	8.0%	7.3%	9.0%	9.0%
% of FP17s Relating to Free Repair or Replacements	35	4,600	0.8%	1.1%	1.0%	0.8%
% of FP17s Relating to Continuations	22	4,600	0.5%	1.1%	1.0%	0.9%
% of Patients satisfied with the dentistry they have received	2	2	N/A	94.5%	93.8%	93.2%
% of Patients satisfied with the time they had to wait for an appointment	2	2	N/A	88.5%	89.4%	88.3%

* This is based on patients treated on this contract for their most recent course of treatment. Figures in italics indicate the base number of FP17s or Patient Questionnaire responses are less than 100. N/A is shown where the base number of responses is less than 10 during the period. % is calculated as Quantity/Base number*100

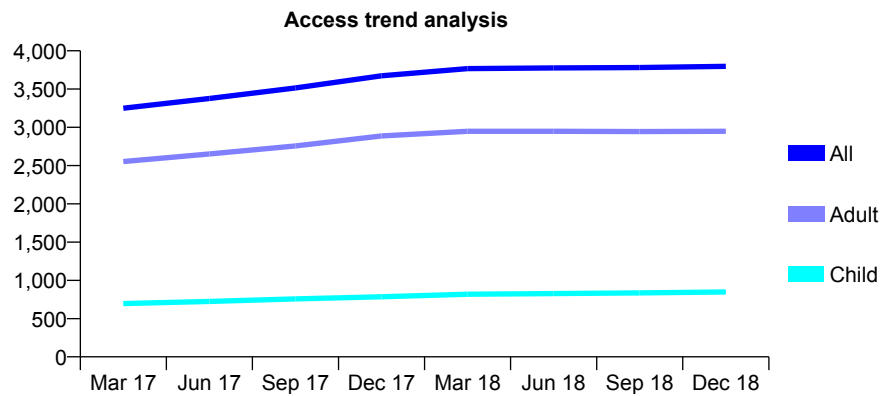
Q51 - Vital Signs At a Glance Contract Report for 138029/0001 - December 2018

Name or company name	Thurcroft Dental Practice
Contract type name	GDS Contract
Purpose of contract	General
Contract start date	01/01/2016
Contract end date	

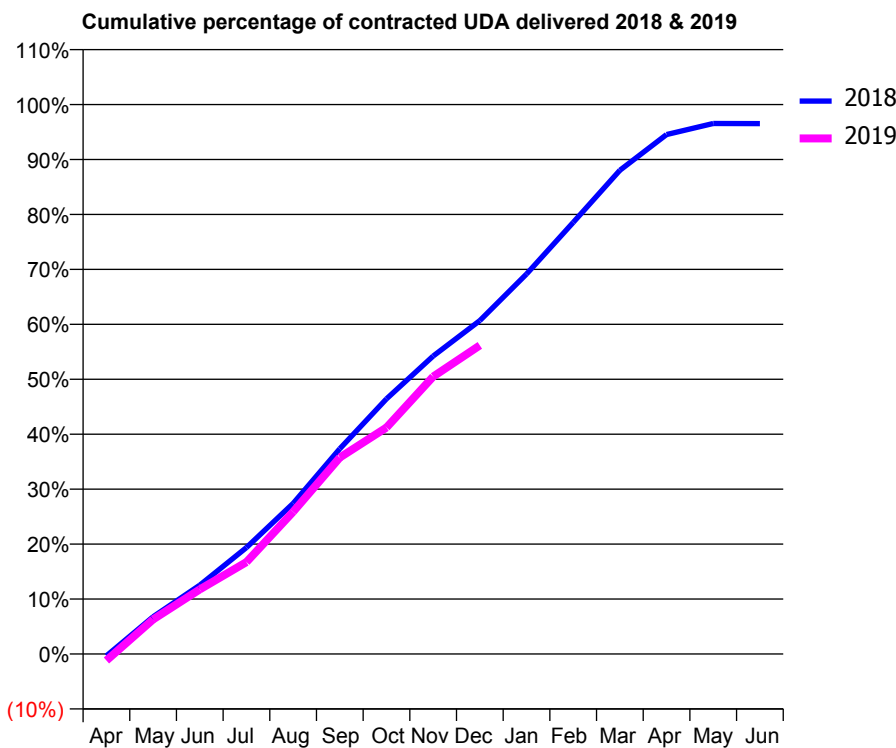
18/19 Contracted general activity (UDA)	9,388
Carry forward general activity (UDA)	113
18/19 Contracted orthodontic activity (UOA)	0
Carry forward orthodontic activity (UOA)	0
Baseline contract value	£305,819.08

ACCESS*

Patients seen in 24 months	Total	Change since previous quarter
Quarter ending December 2017	3,673	
Quarter ending March 2018	3,768	↑
Quarter ending June 2018	3,776	→
Quarter ending September 2018	3,781	→
Quarter ending December 2018	3,797	→
Variance since December 2017	3.4%	↑



ACTIVITY



Month	Adjusted Scheduled Activity (UDA)	
	2018	2019
April	-34	-113
May	636	592
June	1,176	1,104
July	1,820	1,570
August	2,573	2,430
September	3,508	3,356
October	4,360	3,870
November	5,091	4,740
December	5,696	5,272
January	6,491	
February	7,374	
March	8,265	
April	8,874	
May	9,063	
June	9,062	

QUALITY

	Quantity	Base Number	Contract	AT	Region	England
% of FP17s for the same patient ID Re-attending within 3 months - Children	32	785	4.1%	9.4%	12.3%	11.8%
% of FP17s for the same patient ID Re-attending within 3 months - Adults	222	2,664	8.3%	13.5%	15.8%	15.6%
% of FP17s for the same patient ID Re-attending between 3 & 9 months - Children	409	785	52.1%	60.3%	60.1%	58.8%
% of FP17s for the same patient ID Re-attending between 3 & 9 months - Adults	1,464	2,664	55.0%	54.3%	53.3%	51.0%
% of FP17s for Band 1 Urgent Courses	101	2,987	3.4%	7.3%	9.0%	9.0%
% of FP17s Relating to Free Repair or Replacements	42	2,987	1.4%	1.1%	1.0%	0.8%
% of FP17s Relating to Continuations	9	2,987	0.3%	1.1%	1.0%	0.9%
% of Patients satisfied with the dentistry they have received	2	2	N/A	94.5%	93.8%	93.2%
% of Patients satisfied with the time they had to wait for an appointment	2	2	N/A	88.5%	89.4%	88.3%

* This is based on patients treated on this contract for their most recent course of treatment. Figures in italics indicate the base number of FP17s or Patient Questionnaire responses are less than 100. N/A is shown where the base number of responses is less than 10 during the period. % is calculated as Quantity/Base number*100

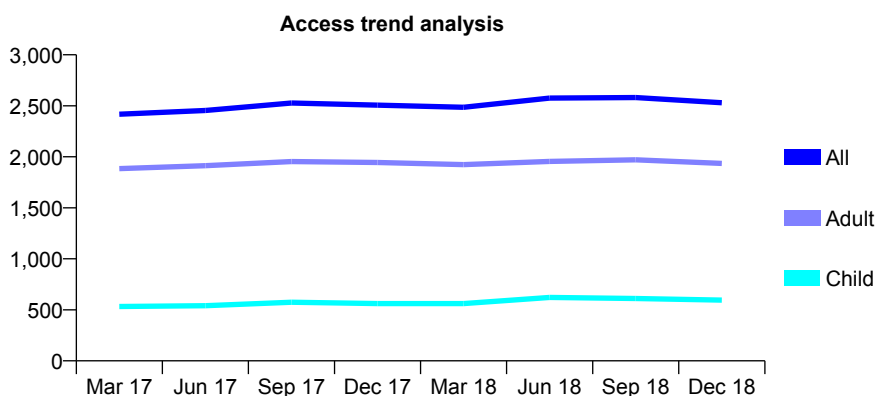
Q51 - Vital Signs At a Glance Contract Report for 140716/0001 - December 2018

Name or company name	Odai Dental Practice
Contract type name	GDS Contract
Purpose of contract	General
Contract start date	01/04/2014
Contract end date	

18/19 Contracted general activity (UDA)	6,249
Carry forward general activity (UDA)	-30
18/19 Contracted orthodontic activity (UOA)	0
Carry forward orthodontic activity (UOA)	0
Baseline contract value	£181,854.33

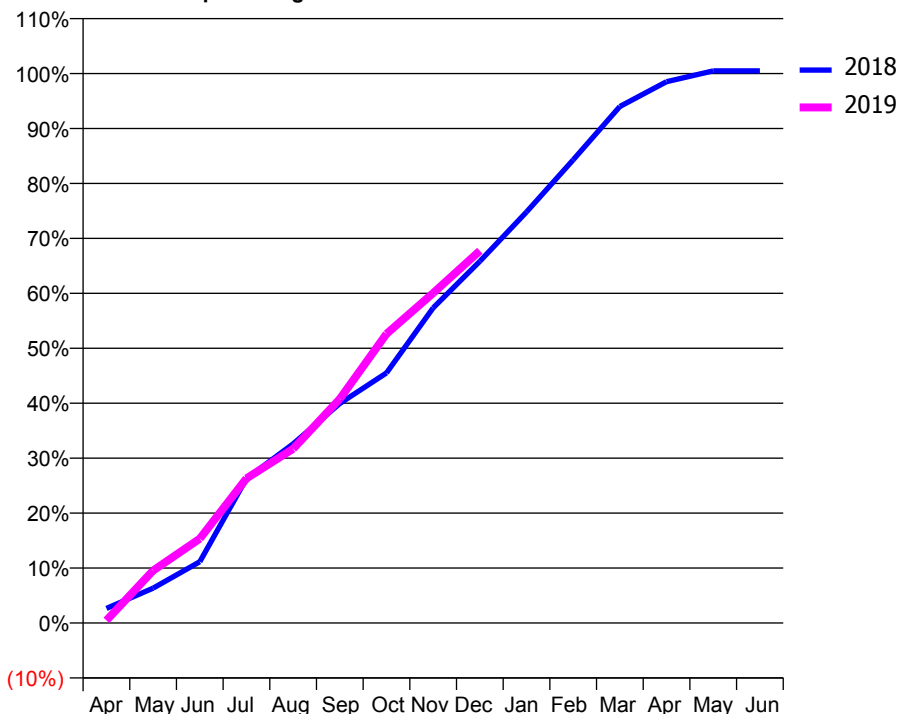
ACCESS*

Patients seen in 24 months	Total	Change since previous quarter
Quarter ending December 2017	2,506	
Quarter ending March 2018	2,486	→
Quarter ending June 2018	2,576	↑
Quarter ending September 2018	2,581	→
Quarter ending December 2018	2,530	↓
Variance since December 2017	1.0%	→



ACTIVITY

Cumulative percentage of contracted UDA delivered 2018 & 2019



Month	Adjusted Scheduled Activity (UDA)	
	2018	2019
April	166	30
May	396	596
June	697	959
July	1,643	1,644
August	2,038	1,981
September	2,497	2,548
October	2,843	3,288
November	3,584	3,753
December	4,114	4,234
January	4,675	
February	5,268	
March	5,873	
April	6,156	
May	6,279	
June	6,279	

QUALITY

	Quantity	Base Number	Contract	AT	Region	England
% of FP17s for the same patient ID Re-attending within 3 months - Children	62	567	10.9%	9.4%	12.3%	11.8%
% of FP17s for the same patient ID Re-attending within 3 months - Adults	321	1,848	17.4%	13.5%	15.8%	15.6%
% of FP17s for the same patient ID Re-attending between 3 & 9 months - Children	252	567	44.4%	60.3%	60.1%	58.8%
% of FP17s for the same patient ID Re-attending between 3 & 9 months - Adults	888	1,848	48.1%	54.3%	53.3%	51.0%
% of FP17s for Band 1 Urgent Courses	247	2,212	11.2%	7.3%	9.0%	9.0%
% of FP17s Relating to Free Repair or Replacements	14	2,212	0.6%	1.1%	1.0%	0.8%
% of FP17s Relating to Continuations	33	2,212	1.5%	1.1%	1.0%	0.9%
% of Patients satisfied with the dentistry they have received	1	1	N/A	94.5%	93.8%	93.2%
% of Patients satisfied with the time they had to wait for an appointment	1	1	N/A	88.5%	89.4%	88.3%

* This is based on patients treated on this contract for their most recent course of treatment. Figures in italics indicate the base number of FP17s or Patient Questionnaire responses are less than 100. N/A is shown where the base number of responses is less than 10 during the period. % is calculated as Quantity/Base number*100

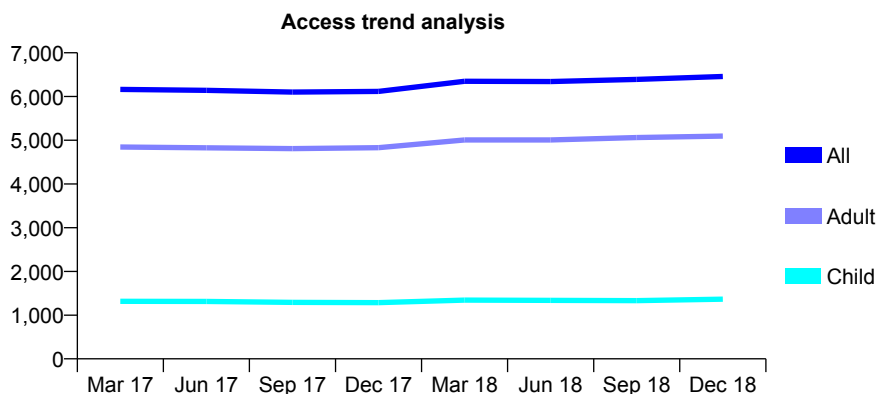
Q51 - Vital Signs At a Glance Contract Report for 142255/0001 - December 2018

Name or company name	Hislop and Wolverson
Contract type name	GDS Contract
Purpose of contract	General and Orthodontic
Contract start date	01/12/2010
Contract end date	

18/19 Contracted general activity (UDA)	22,966
Carry forward general activity (UDA)	637
18/19 Contracted orthodontic activity (UOA)	0
Carry forward orthodontic activity (UOA)	0
Baseline contract value	£664,115.71

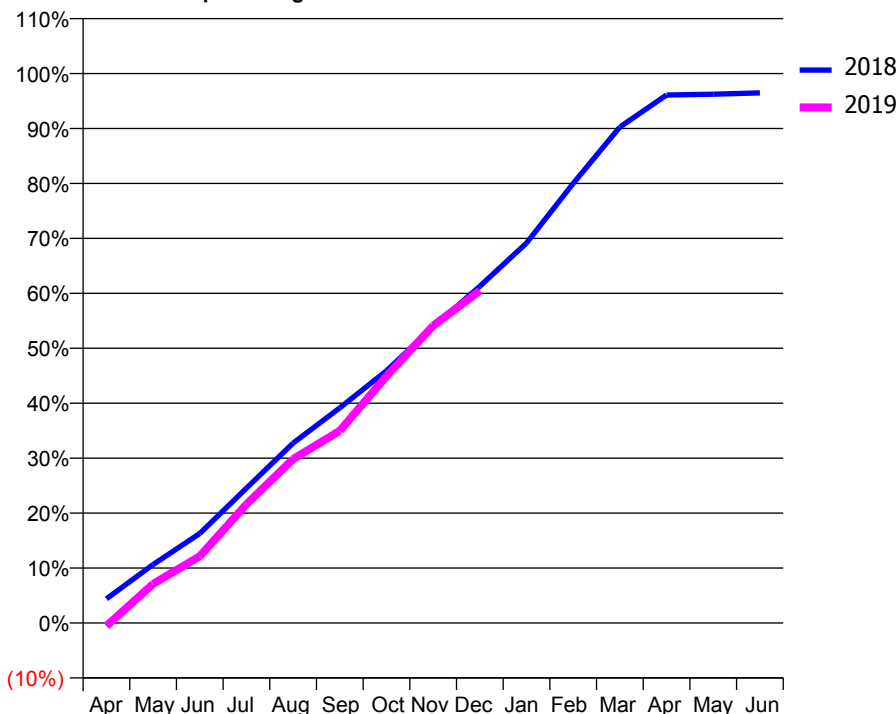
ACCESS*

Patients seen in 24 months	Total	Change since previous quarter
Quarter ending December 2017	6,118	
Quarter ending March 2018	6,350	↑
Quarter ending June 2018	6,343	→
Quarter ending September 2018	6,393	→
Quarter ending December 2018	6,459	→
Variance since December 2017	5.6%	↑



ACTIVITY

Cumulative percentage of contracted UDA delivered 2018 & 2019



Month	Adjusted Scheduled Activity (UDA)	
	2018	2019
April	1,000	-131
May	2,424	1,637
June	3,707	2,792
July	5,589	4,966
August	7,457	6,855
September	8,914	8,032
October	10,451	10,321
November	12,263	12,425
December	13,954	13,893
January	15,743	
February	18,214	
March	20,551	
April	21,875	
May	21,906	
June	21,966	

QUALITY

	Quantity	Base Number	Contract	AT	Region	England
% of FP17s for the same patient ID Re-attending within 3 months - Children	206	1,778	11.6%	9.4%	12.3%	11.8%
% of FP17s for the same patient ID Re-attending within 3 months - Adults	986	5,821	16.9%	13.5%	15.8%	15.6%
% of FP17s for the same patient ID Re-attending between 3 & 9 months - Children	1,182	1,778	66.5%	60.3%	60.1%	58.8%
% of FP17s for the same patient ID Re-attending between 3 & 9 months - Adults	3,121	5,821	53.6%	54.3%	53.3%	51.0%
% of FP17s for Band 1 Urgent Courses	577	7,038	8.2%	7.3%	9.0%	9.0%
% of FP17s Relating to Free Repair or Replacements	101	7,038	1.4%	1.1%	1.0%	0.8%
% of FP17s Relating to Continuations	97	7,038	1.4%	1.1%	1.0%	0.9%
% of Patients satisfied with the dentistry they have received	7	7	N/A	94.5%	93.8%	93.2%
% of Patients satisfied with the time they had to wait for an appointment	7	7	N/A	88.5%	89.4%	88.3%

* This is based on patients treated on this contract for their most recent course of treatment. Figures in italics indicate the base number of FP17s or Patient Questionnaire responses are less than 100. N/A is shown where the base number of responses is less than 10 during the period. % is calculated as Quantity/Base number*100

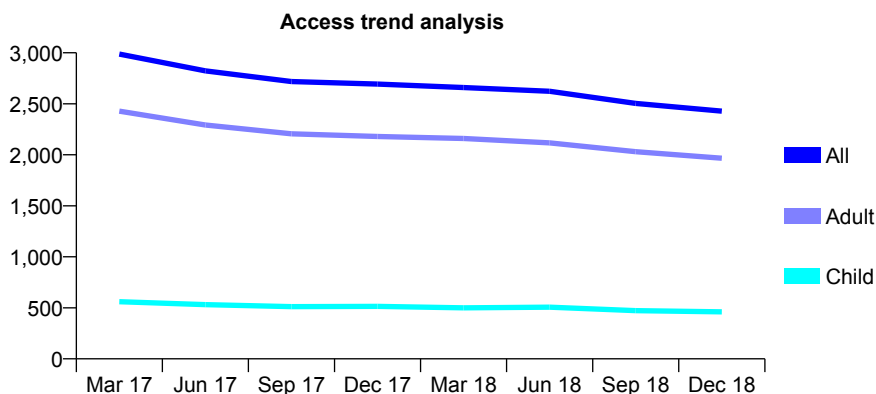
Q51 - Vital Signs At a Glance Contract Report for 142352/0001 - December 2018

Name or company name	Pawson Dental Partnership
Contract type name	GDS Contract
Purpose of contract	General
Contract start date	01/12/2014
Contract end date	

18/19 Contracted general activity (UDA)	10,000
Carry forward general activity (UDA)	0
18/19 Contracted orthodontic activity (UOA)	0
Carry forward orthodontic activity (UOA)	0
Baseline contract value	£233,272.96

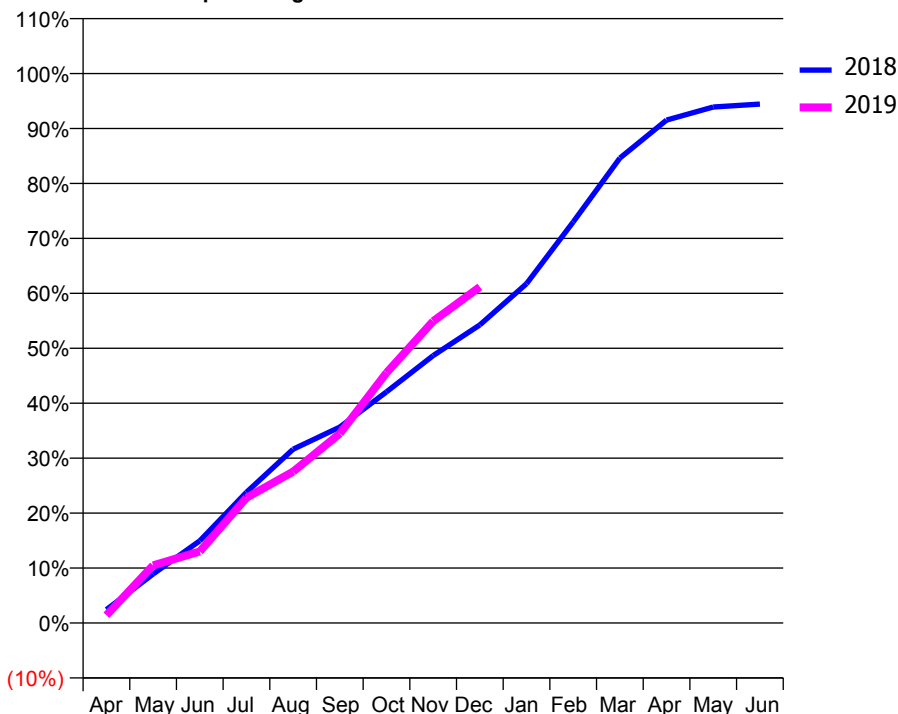
ACCESS*

Patients seen in 24 months	Total	Change since previous quarter
Quarter ending December 2017	2,694	
Quarter ending March 2018	2,660	↓
Quarter ending June 2018	2,623	↓
Quarter ending September 2018	2,504	↓
Quarter ending December 2018	2,428	↓
Variance since December 2017	(9.9%)	↓



ACTIVITY

Cumulative percentage of contracted UDA delivered 2018 & 2019



Month	Adjusted Scheduled Activity (UDA)	
	2018	2019
April	245	141
May	892	1,049
June	1,496	1,301
July	2,379	2,279
August	3,163	2,755
September	3,566	3,446
October	4,206	4,553
November	4,866	5,494
December	5,424	6,116
January	6,175	
February	7,298	
March	8,461	
April	9,152	
May	9,390	
June	9,443	

QUALITY

	Quantity	Base Number	Contract	AT	Region	England
% of FP17s for the same patient ID Re-attending within 3 months - Children	44	528	8.3%	9.4%	12.3%	11.8%
% of FP17s for the same patient ID Re-attending within 3 months - Adults	352	2,364	14.9%	13.5%	15.8%	15.6%
% of FP17s for the same patient ID Re-attending between 3 & 9 months - Children	356	528	67.4%	60.3%	60.1%	58.8%
% of FP17s for the same patient ID Re-attending between 3 & 9 months - Adults	1,535	2,364	64.9%	54.3%	53.3%	51.0%
% of FP17s for Band 1 Urgent Courses	160	2,648	6.0%	7.3%	9.0%	9.0%
% of FP17s Relating to Free Repair or Replacements	129	2,648	4.9%	1.1%	1.0%	0.8%
% of FP17s Relating to Continuations	23	2,648	0.9%	1.1%	1.0%	0.9%
% of Patients satisfied with the dentistry they have received	3	3	N/A	94.5%	93.8%	93.2%
% of Patients satisfied with the time they had to wait for an appointment	3	3	N/A	88.5%	89.4%	88.3%

* This is based on patients treated on this contract for their most recent course of treatment. Figures in italics indicate the base number of FP17s or Patient Questionnaire responses are less than 100. N/A is shown where the base number of responses is less than 10 during the period. % is calculated as Quantity/Base number*100

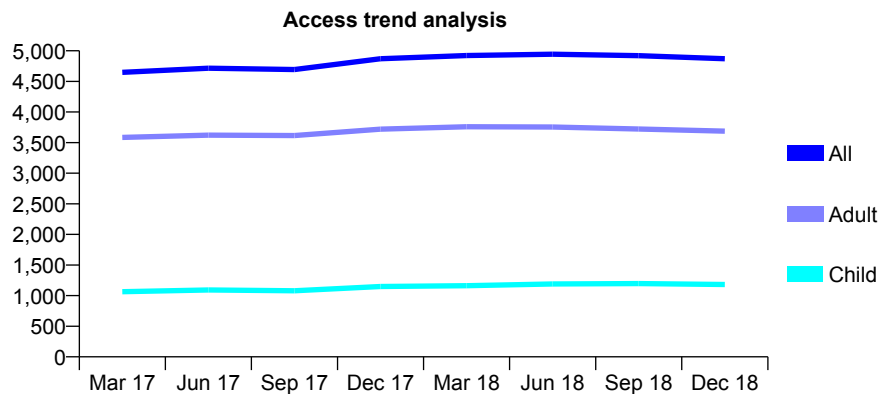
Q51 - Vital Signs At a Glance Contract Report for 143871/0001 - December 2018

Name or company name	Sandygate Dental Practice
Contract type name	GDS Contract
Purpose of contract	General
Contract start date	01/04/2009
Contract end date	

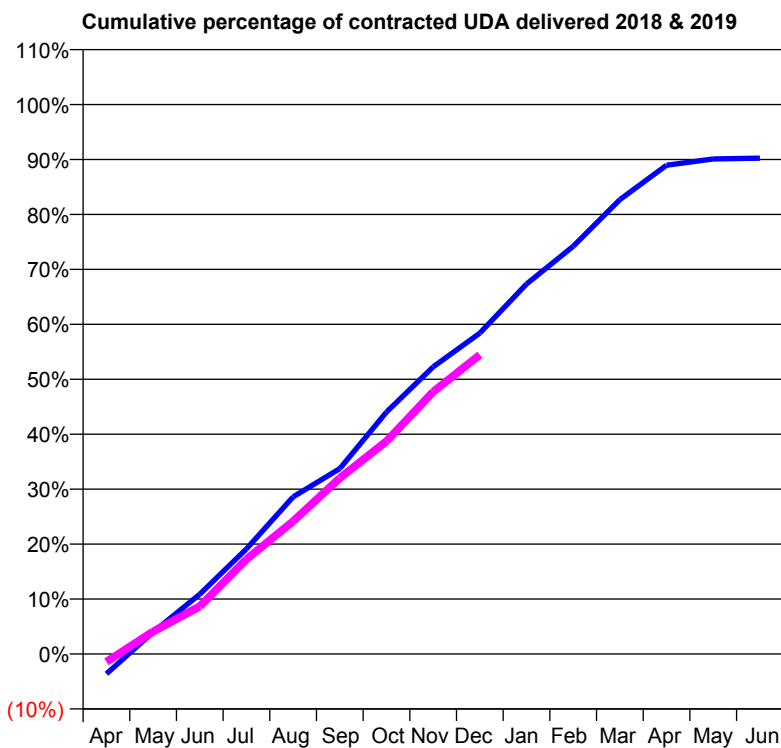
18/19 Contracted general activity (UDA)	12,975
Carry forward general activity (UDA)	518
18/19 Contracted orthodontic activity (UOA)	0
Carry forward orthodontic activity (UOA)	0
Baseline contract value	£299,864.79

ACCESS*

Patients seen in 24 months	Total	Change since previous quarter
Quarter ending December 2017	4,870	
Quarter ending March 2018	4,922	→
Quarter ending June 2018	4,945	→
Quarter ending September 2018	4,920	→
Quarter ending December 2018	4,870	↓
Variance since December 2017	0.0%	→



ACTIVITY



Month	Adjusted Scheduled Activity (UDA)	
	2018	2019
April	-469	-187
May	519	531
June	1,411	1,126
July	2,483	2,238
August	3,711	3,133
September	4,379	4,153
October	5,713	5,023
November	6,782	6,191
December	7,578	7,065
January	8,735	
February	9,628	
March	10,729	
April	11,541	
May	11,688	
June	11,709	

QUALITY

	Quantity	Base Number	Contract	AT	Region	England
% of FP17s for the same patient ID Re-attending within 3 months - Children	76	1,584	4.8%	9.4%	12.3%	11.8%
% of FP17s for the same patient ID Re-attending within 3 months - Adults	434	4,167	10.4%	13.5%	15.8%	15.6%
% of FP17s for the same patient ID Re-attending between 3 & 9 months - Children	1,190	1,584	75.1%	60.3%	60.1%	58.8%
% of FP17s for the same patient ID Re-attending between 3 & 9 months - Adults	2,493	4,167	59.8%	54.3%	53.3%	51.0%
% of FP17s for Band 1 Urgent Courses	170	4,461	3.8%	7.3%	9.0%	9.0%
% of FP17s Relating to Free Repair or Replacements	36	4,461	0.8%	1.1%	1.0%	0.8%
% of FP17s Relating to Continuations	25	4,461	0.6%	1.1%	1.0%	0.9%
% of Patients satisfied with the dentistry they have received	3	4	N/A	94.5%	93.8%	93.2%
% of Patients satisfied with the time they had to wait for an appointment	4	4	N/A	88.5%	89.4%	88.3%

* This is based on patients treated on this contract for their most recent course of treatment. Figures in italics indicate the base number of FP17s or Patient Questionnaire responses are less than 100. N/A is shown where the base number of responses is less than 10 during the period. % is calculated as Quantity/Base number*100

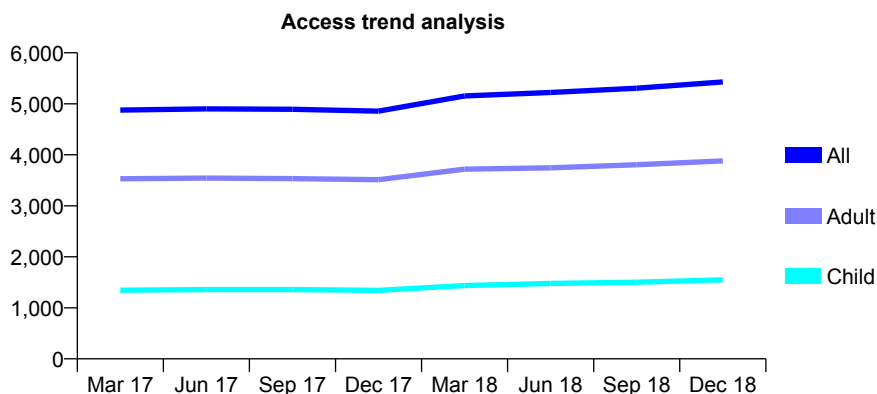
Q51 - Vital Signs At a Glance Contract Report for 144118/0001 - December 2018

Name or company name	Ecclesfield Dental
Contract type name	GDS Contract
Purpose of contract	General
Contract start date	01/04/2010
Contract end date	

18/19 Contracted general activity (UDA)	15,500
Carry forward general activity (UDA)	0
18/19 Contracted orthodontic activity (UOA)	0
Carry forward orthodontic activity (UOA)	0
Baseline contract value	£499,179.65

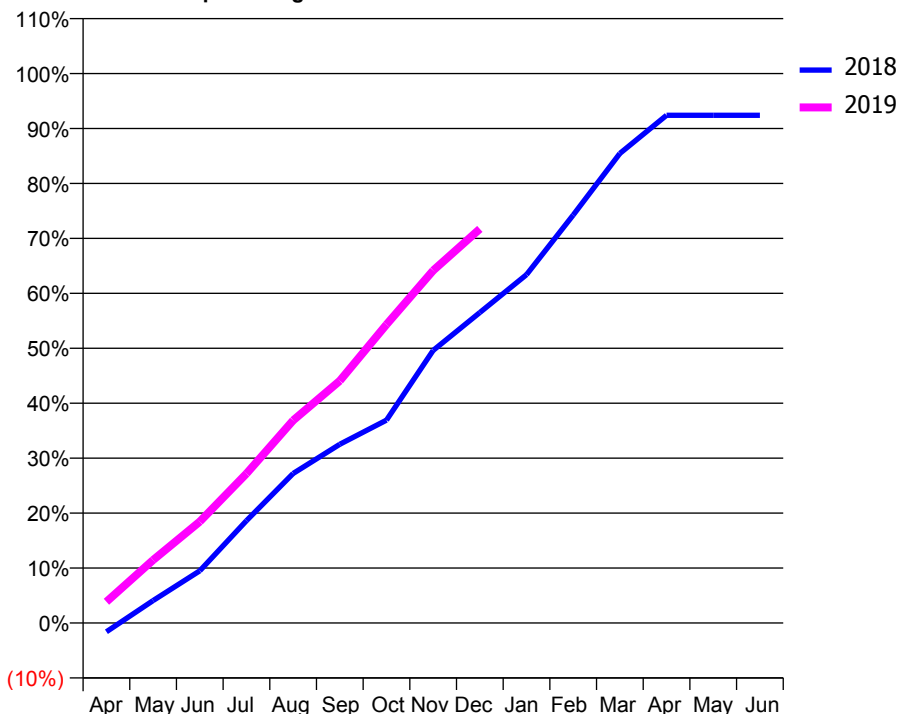
ACCESS*

Patients seen in 24 months	Total	Change since previous quarter
Quarter ending December 2017	4,855	
Quarter ending March 2018	5,155	↑
Quarter ending June 2018	5,223	→
Quarter ending September 2018	5,306	→
Quarter ending December 2018	5,428	↑
Variance since December 2017	11.8%	↑



ACTIVITY

Cumulative percentage of contracted UDA delivered 2018 & 2019



Month	Adjusted Scheduled Activity (UDA)	
	2018	2019
April	-249	601
May	636	1,778
June	1,471	2,859
July	2,886	4,216
August	4,219	5,715
September	5,043	6,834
October	5,723	8,418
November	7,692	9,942
December	8,759	11,115
January	9,827	
February	11,508	
March	13,246	
April	14,322	
May	14,323	
June	14,323	

QUALITY

	Quantity	Base Number	Contract	AT	Region	England
% of FP17s for the same patient ID Re-attending within 3 months - Children	194	2,055	9.4%	9.4%	12.3%	11.8%
% of FP17s for the same patient ID Re-attending within 3 months - Adults	793	4,759	16.7%	13.5%	15.8%	15.6%
% of FP17s for the same patient ID Re-attending between 3 & 9 months - Children	1,335	2,055	65.0%	60.3%	60.1%	58.8%
% of FP17s for the same patient ID Re-attending between 3 & 9 months - Adults	2,848	4,759	59.8%	54.3%	53.3%	51.0%
% of FP17s for Band 1 Urgent Courses	592	6,380	9.3%	7.3%	9.0%	9.0%
% of FP17s Relating to Free Repair or Replacements	38	6,380	0.6%	1.1%	1.0%	0.8%
% of FP17s Relating to Continuations	36	6,380	0.6%	1.1%	1.0%	0.9%
% of Patients satisfied with the dentistry they have received	3	3	N/A	94.5%	93.8%	93.2%
% of Patients satisfied with the time they had to wait for an appointment	3	3	N/A	88.5%	89.4%	88.3%

* This is based on patients treated on this contract for their most recent course of treatment. Figures in italics indicate the base number of FP17s or Patient Questionnaire responses are less than 100. N/A is shown where the base number of responses is less than 10 during the period. % is calculated as Quantity/Base number*100

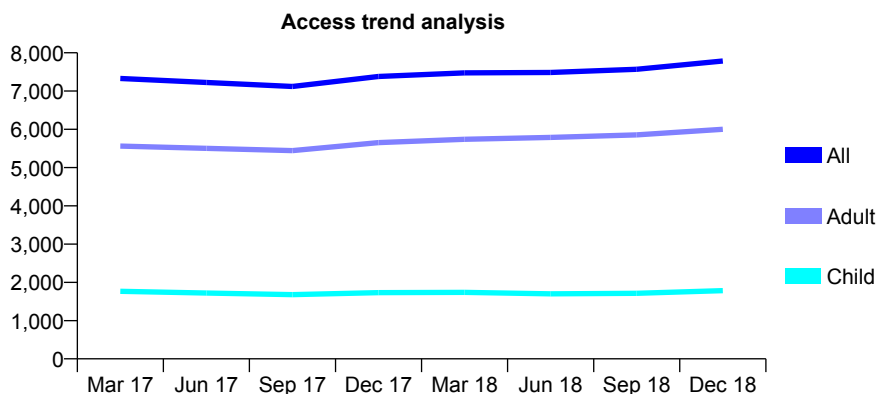
Q51 - Vital Signs At a Glance Contract Report for 144959/0001 - December 2018

Name or company name	Kaye and Rafferty Ltd
Contract type name	GDS Contract
Purpose of contract	General and Orthodontic
Contract start date	01/07/2014
Contract end date	

18/19 Contracted general activity (UDA)	21,500
Carry forward general activity (UDA)	0
18/19 Contracted orthodontic activity (UOA)	2,249
Carry forward orthodontic activity (UOA)	-45
Baseline contract value	£726,315.77

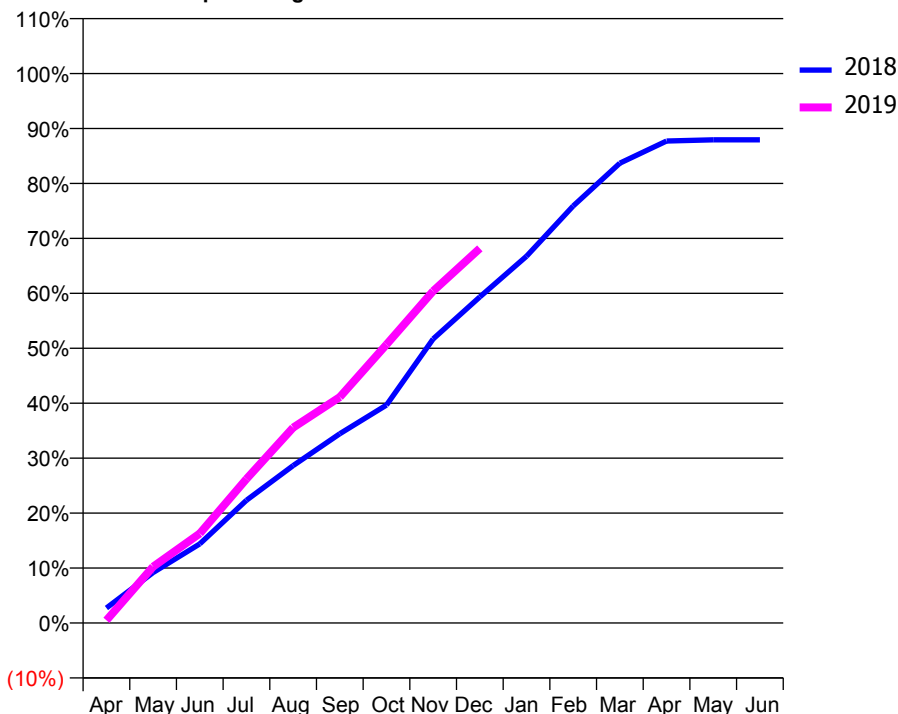
ACCESS*

Patients seen in 24 months	Total	Change since previous quarter
Quarter ending December 2017	7,381	
Quarter ending March 2018	7,476	→
Quarter ending June 2018	7,487	→
Quarter ending September 2018	7,570	→
Quarter ending December 2018	7,784	↑
Variance since December 2017	5.5%	↑



ACTIVITY

Cumulative percentage of contracted UDA delivered 2018 & 2019



Month	Adjusted Scheduled Activity (UDA)	
	2018	2019
April	586	105
May	1,974	2,205
June	3,097	3,502
July	4,803	5,636
August	6,159	7,648
September	7,408	8,842
October	8,529	10,899
November	11,115	12,991
December	12,760	14,659
January	14,351	
February	16,318	
March	17,994	
April	18,856	
May	18,905	
June	18,906	

QUALITY

	Quantity	Base Number	Contract	AT	Region	England
% of FP17s for the same patient ID Re-attending within 3 months - Children	166	2,242	7.4%	9.4%	12.3%	11.8%
% of FP17s for the same patient ID Re-attending within 3 months - Adults	769	6,701	11.5%	13.5%	15.8%	15.6%
% of FP17s for the same patient ID Re-attending between 3 & 9 months - Children	1,319	2,242	58.8%	60.3%	60.1%	58.8%
% of FP17s for the same patient ID Re-attending between 3 & 9 months - Adults	3,676	6,701	54.9%	54.3%	53.3%	51.0%
% of FP17s for Band 1 Urgent Courses	473	8,302	5.7%	7.3%	9.0%	9.0%
% of FP17s Relating to Free Repair or Replacements	61	8,302	0.7%	1.1%	1.0%	0.8%
% of FP17s Relating to Continuations	18	8,302	0.2%	1.1%	1.0%	0.9%
% of Patients satisfied with the dentistry they have received	2	3	N/A	94.5%	93.8%	93.2%
% of Patients satisfied with the time they had to wait for an appointment	2	3	N/A	88.5%	89.4%	88.3%

* This is based on patients treated on this contract for their most recent course of treatment. Figures in italics indicate the base number of FP17s or Patient Questionnaire responses are less than 100. N/A is shown where the base number of responses is less than 10 during the period. % is calculated as Quantity/Base number*100

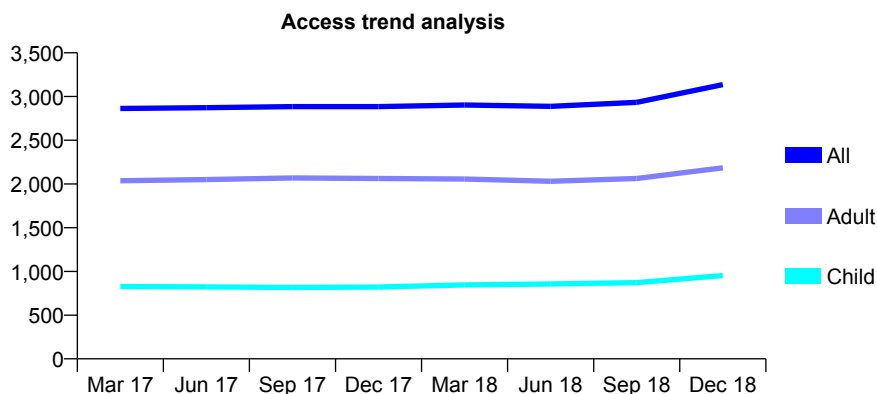
Q51 - Vital Signs At a Glance Contract Report for 145130/0001 - December 2018

Name or company name	Wensley & Wright
Contract type name	GDS Contract
Purpose of contract	General
Contract start date	01/04/2006
Contract end date	

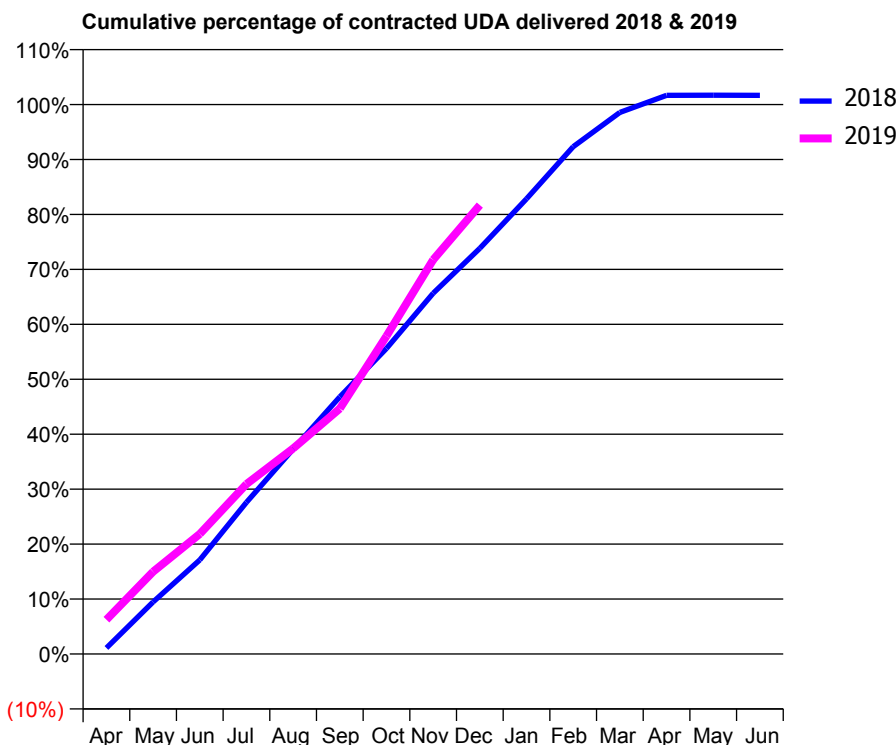
18/19 Contracted general activity (UDA)	8,147
Carry forward general activity (UDA)	-137
18/19 Contracted orthodontic activity (UOA)	0
Carry forward orthodontic activity (UOA)	0
Baseline contract value	£262,308.65

ACCESS*

Patients seen in 24 months	Total	Change since previous quarter
Quarter ending December 2017	2,885	
Quarter ending March 2018	2,903	→
Quarter ending June 2018	2,888	→
Quarter ending September 2018	2,934	→
Quarter ending December 2018	3,137	↑
Variance since December 2017	8.7%	↑



ACTIVITY



Month	Adjusted Scheduled Activity (UDA)	
	2018	2019
April	90	508
May	773	1,222
June	1,394	1,781
July	2,249	2,519
August	3,038	3,047
September	3,814	3,638
October	4,529	4,714
November	5,349	5,844
December	6,015	6,656
January	6,749	
February	7,521	
March	8,030	
April	8,284	
May	8,285	
June	8,284	

QUALITY

	Quantity	Base Number	Contract	AT	Region	England
% of FP17s for the same patient ID Re-attending within 3 months - Children	32	845	3.8%	9.4%	12.3%	11.8%
% of FP17s for the same patient ID Re-attending within 3 months - Adults	262	2,087	12.6%	13.5%	15.8%	15.6%
% of FP17s for the same patient ID Re-attending between 3 & 9 months - Children	402	845	47.6%	60.3%	60.1%	58.8%
% of FP17s for the same patient ID Re-attending between 3 & 9 months - Adults	932	2,087	44.7%	54.3%	53.3%	51.0%
% of FP17s for Band 1 Urgent Courses	184	2,814	6.5%	7.3%	9.0%	9.0%
% of FP17s Relating to Free Repair or Replacements	13	2,814	0.5%	1.1%	1.0%	0.8%
% of FP17s Relating to Continuations	47	2,814	1.7%	1.1%	1.0%	0.9%
% of Patients satisfied with the dentistry they have received	2	2	N/A	94.5%	93.8%	93.2%
% of Patients satisfied with the time they had to wait for an appointment	2	2	N/A	88.5%	89.4%	88.3%

* This is based on patients treated on this contract for their most recent course of treatment. Figures in italics indicate the base number of FP17s or Patient Questionnaire responses are less than 100. N/A is shown where the base number of responses is less than 10 during the period. % is calculated as Quantity/Base number*100

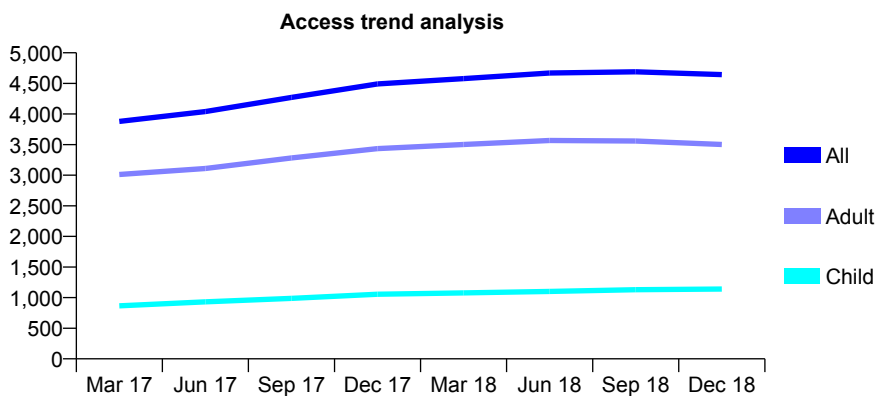
Q51 - Vital Signs At a Glance Contract Report for 146439/0001 - December 2018

Name or company name	Premier Dental Ltd
Contract type name	GDS Contract
Purpose of contract	General
Contract start date	24/02/2011
Contract end date	

18/19 Contracted general activity (UDA)	15,304
Carry forward general activity (UDA)	-306
18/19 Contracted orthodontic activity (UOA)	0
Carry forward orthodontic activity (UOA)	0
Baseline contract value	£474,566.25

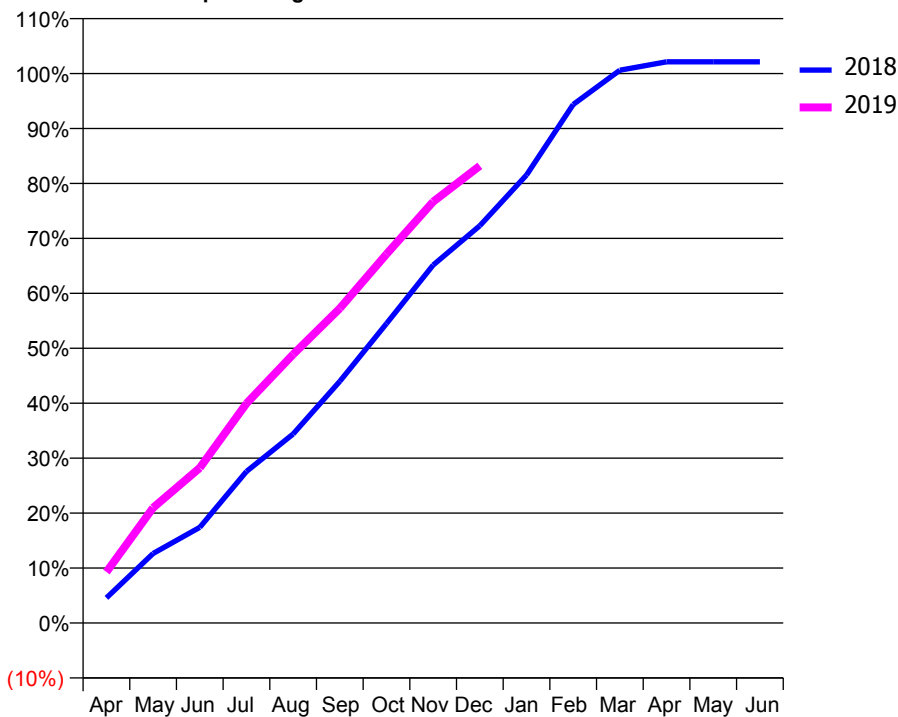
ACCESS*

Patients seen in 24 months	Total	Change since previous quarter
Quarter ending December 2017	4,491	
Quarter ending March 2018	4,579	→
Quarter ending June 2018	4,669	→
Quarter ending September 2018	4,689	→
Quarter ending December 2018	4,643	→
Variance since December 2017	3.4%	↑



ACTIVITY

Cumulative percentage of contracted UDA delivered 2018 & 2019



Month	Adjusted Scheduled Activity (UDA)	
	2018	2019
April	699	1,419
May	1,939	3,210
June	2,664	4,319
July	4,219	6,115
August	5,264	7,481
September	6,730	8,764
October	8,341	10,275
November	9,968	11,733
December	11,066	12,733
January	12,478	
February	14,441	
March	15,394	
April	15,629	
May	15,629	
June	15,629	

QUALITY

	Quantity	Base Number	Contract	AT	Region	England
% of FP17s for the same patient ID Re-attending within 3 months - Children	81	1,157	7.0%	9.4%	12.3%	11.8%
% of FP17s for the same patient ID Re-attending within 3 months - Adults	496	3,511	14.1%	13.5%	15.8%	15.6%
% of FP17s for the same patient ID Re-attending between 3 & 9 months - Children	559	1,157	48.3%	60.3%	60.1%	58.8%
% of FP17s for the same patient ID Re-attending between 3 & 9 months - Adults	1,698	3,511	48.4%	54.3%	53.3%	51.0%
% of FP17s for Band 1 Urgent Courses	184	4,569	4.0%	7.3%	9.0%	9.0%
% of FP17s Relating to Free Repair or Replacements	87	4,569	1.9%	1.1%	1.0%	0.8%
% of FP17s Relating to Continuations	148	4,569	3.2%	1.1%	1.0%	0.9%
% of Patients satisfied with the dentistry they have received	6	7	N/A	94.5%	93.8%	93.2%
% of Patients satisfied with the time they had to wait for an appointment	7	7	N/A	88.5%	89.4%	88.3%

* This is based on patients treated on this contract for their most recent course of treatment. Figures in italics indicate the base number of FP17s or Patient Questionnaire responses are less than 100. N/A is shown where the base number of responses is less than 10 during the period. % is calculated as Quantity/Base number*100

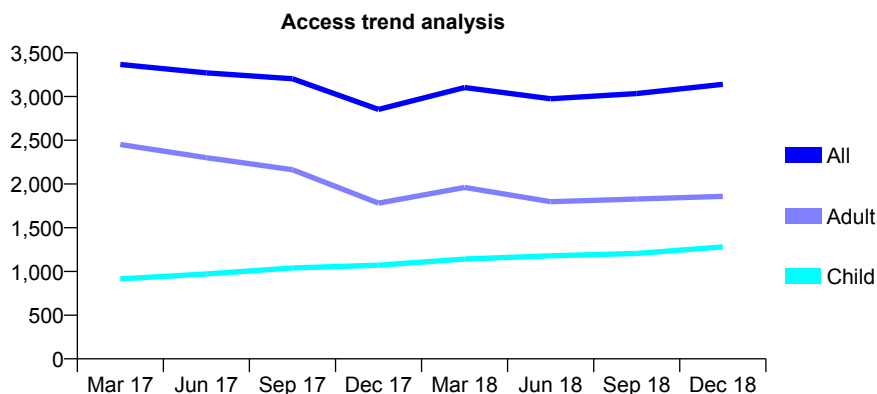
Q51 - Vital Signs At a Glance Contract Report for 147397/0001 - December 2018

Name or company name	Hillsborough Family Dental Centre
Contract type name	GDS Contract
Purpose of contract	General
Contract start date	01/04/2012
Contract end date	

18/19 Contracted general activity (UDA)	8,664
Carry forward general activity (UDA)	162
18/19 Contracted orthodontic activity (UOA)	0
Carry forward orthodontic activity (UOA)	0
Baseline contract value	£241,183.93

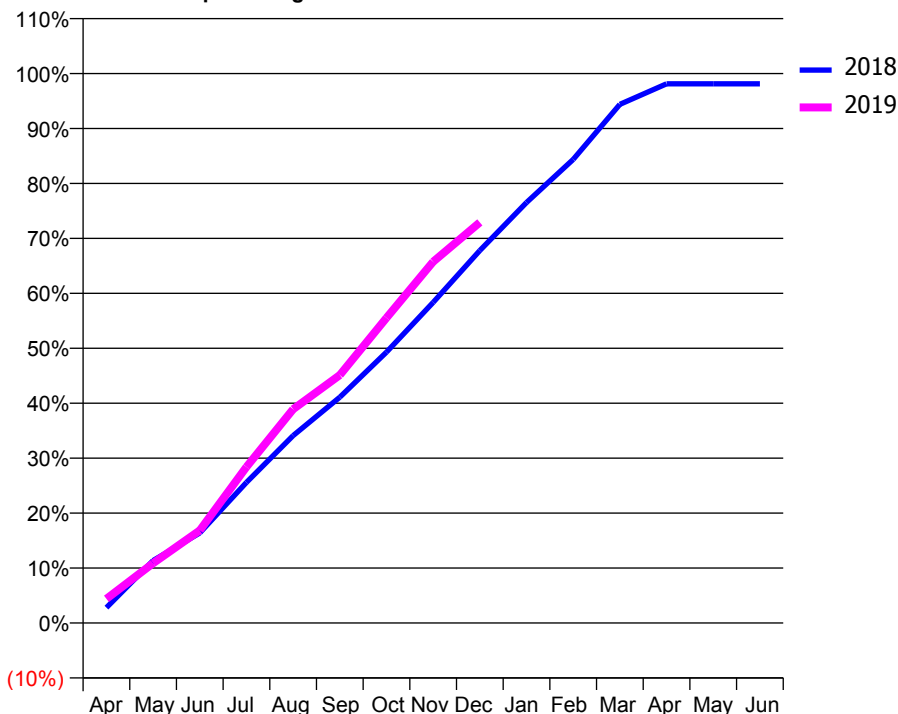
ACCESS*

Patients seen in 24 months	Total	Change since previous quarter
Quarter ending December 2017	2,852	
Quarter ending March 2018	3,102	↑
Quarter ending June 2018	2,975	↓
Quarter ending September 2018	3,034	→
Quarter ending December 2018	3,140	↑
Variance since December 2017	10.1%	↑



ACTIVITY

Cumulative percentage of contracted UDA delivered 2018 & 2019



Month	Adjusted Scheduled Activity (UDA)	
	2018	2019
April	243	381
May	986	944
June	1,420	1,461
July	2,217	2,461
August	2,956	3,370
September	3,561	3,909
October	4,272	4,811
November	5,056	5,696
December	5,874	6,318
January	6,630	
February	7,310	
March	8,178	
April	8,502	
May	8,502	
June	8,502	

QUALITY

	Quantity	Base Number	Contract	AT	Region	England
% of FP17s for the same patient ID Re-attending within 3 months - Children	63	1,274	4.9%	9.4%	12.3%	11.8%
% of FP17s for the same patient ID Re-attending within 3 months - Adults	171	1,387	12.3%	13.5%	15.8%	15.6%
% of FP17s for the same patient ID Re-attending between 3 & 9 months - Children	659	1,274	51.7%	60.3%	60.1%	58.8%
% of FP17s for the same patient ID Re-attending between 3 & 9 months - Adults	615	1,387	44.3%	54.3%	53.3%	51.0%
% of FP17s for Band 1 Urgent Courses	89	2,545	3.5%	7.3%	9.0%	9.0%
% of FP17s Relating to Free Repair or Replacements	9	2,545	0.4%	1.1%	1.0%	0.8%
% of FP17s Relating to Continuations	42	2,545	1.7%	1.1%	1.0%	0.9%
% of Patients satisfied with the dentistry they have received	0	0	N/A	94.5%	93.8%	93.2%
% of Patients satisfied with the time they had to wait for an appointment	0	0	N/A	88.5%	89.4%	88.3%

* This is based on patients treated on this contract for their most recent course of treatment. Figures in italics indicate the base number of FP17s or Patient Questionnaire responses are less than 100. N/A is shown where the base number of responses is less than 10 during the period. % is calculated as Quantity/Base number*100

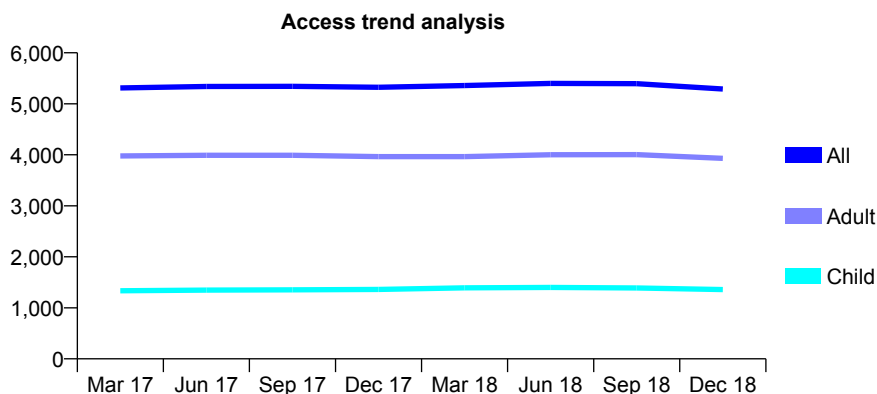
Q51 - Vital Signs At a Glance Contract Report for 147583/0001 - December 2018

Name or company name	Prime Dental Care Limited
Contract type name	GDS Contract
Purpose of contract	General
Contract start date	02/08/2010
Contract end date	

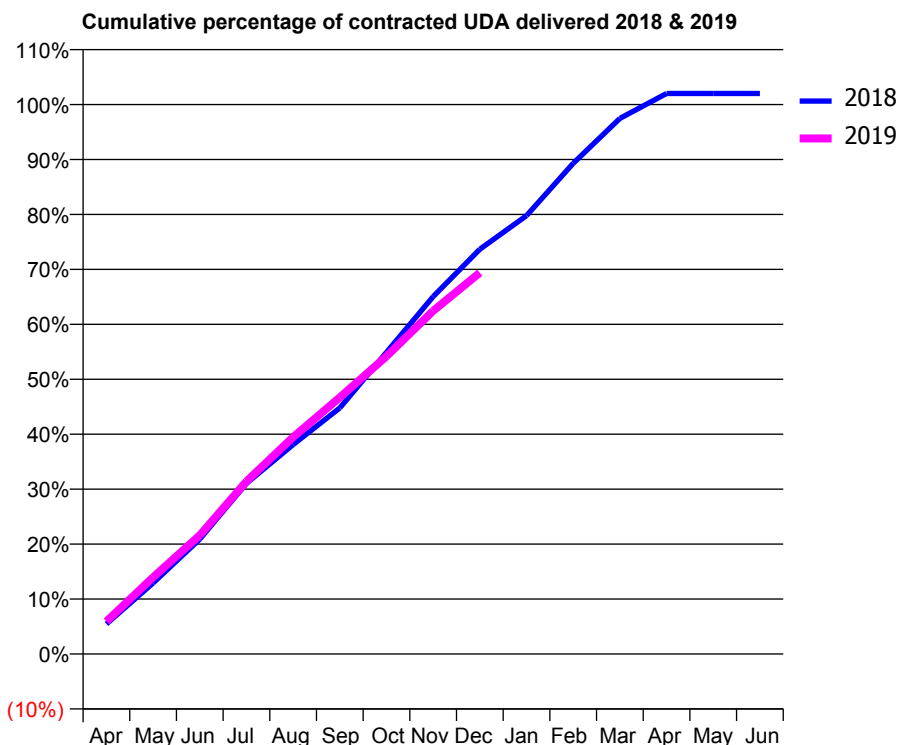
18/19 Contracted general activity (UDA)	13,805
Carry forward general activity (UDA)	-276
18/19 Contracted orthodontic activity (UOA)	0
Carry forward orthodontic activity (UOA)	0
Baseline contract value	£430,485.75

ACCESS*

Patients seen in 24 months	Total	Change since previous quarter
Quarter ending December 2017	5,325	
Quarter ending March 2018	5,358	→
Quarter ending June 2018	5,400	→
Quarter ending September 2018	5,394	→
Quarter ending December 2018	5,289	↓
Variance since December 2017	(0.7%)	→



ACTIVITY



Month	Adjusted Scheduled Activity (UDA)	
	2018	2019
April	754	819
May	1,782	1,930
June	2,886	2,983
July	4,286	4,336
August	5,263	5,450
September	6,181	6,447
October	7,580	7,480
November	8,981	8,622
December	10,170	9,579
January	11,013	
February	12,327	
March	13,456	
April	14,080	
May	14,082	
June	14,082	

QUALITY

	Quantity	Base Number	Contract	AT	Region	England
% of FP17s for the same patient ID Re-attending within 3 months - Children	82	1,364	6.0%	9.4%	12.3%	11.8%
% of FP17s for the same patient ID Re-attending within 3 months - Adults	578	4,230	13.7%	13.5%	15.8%	15.6%
% of FP17s for the same patient ID Re-attending between 3 & 9 months - Children	758	1,364	55.6%	60.3%	60.1%	58.8%
% of FP17s for the same patient ID Re-attending between 3 & 9 months - Adults	2,431	4,230	57.5%	54.3%	53.3%	51.0%
% of FP17s for Band 1 Urgent Courses	202	4,623	4.4%	7.3%	9.0%	9.0%
% of FP17s Relating to Free Repair or Replacements	78	4,623	1.7%	1.1%	1.0%	0.8%
% of FP17s Relating to Continuations	36	4,623	0.8%	1.1%	1.0%	0.9%
% of Patients satisfied with the dentistry they have received	6	6	N/A	94.5%	93.8%	93.2%
% of Patients satisfied with the time they had to wait for an appointment	6	6	N/A	88.5%	89.4%	88.3%

* This is based on patients treated on this contract for their most recent course of treatment. Figures in italics indicate the base number of FP17s or Patient Questionnaire responses are less than 100. N/A is shown where the base number of responses is less than 10 during the period. % is calculated as Quantity/Base number*100

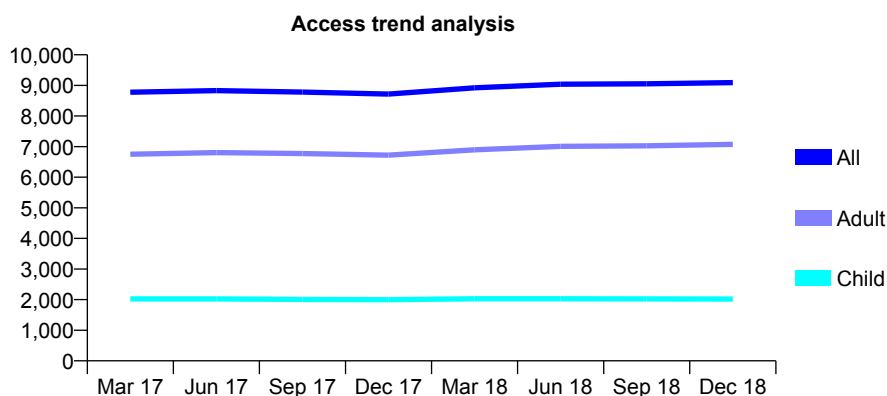
Q51 - Vital Signs At a Glance Contract Report for 149896/0001 - December 2018

Name or company name	Handsworth Dental Care
Contract type name	GDS Contract
Purpose of contract	General
Contract start date	30/10/2009
Contract end date	

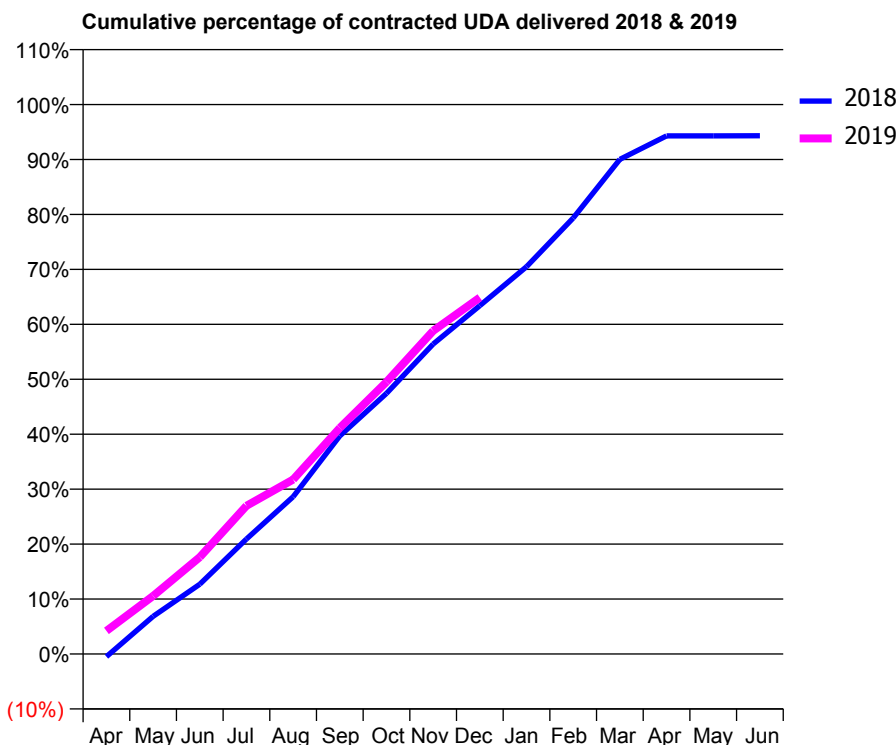
18/19 Contracted general activity (UDA)	25,095
Carry forward general activity (UDA)	0
18/19 Contracted orthodontic activity (UOA)	0
Carry forward orthodontic activity (UOA)	0
Baseline contract value	£610,325.47

ACCESS*

Patients seen in 24 months	Total	Change since previous quarter
Quarter ending December 2017	8,715	
Quarter ending March 2018	8,923	↑
Quarter ending June 2018	9,038	→
Quarter ending September 2018	9,053	→
Quarter ending December 2018	9,092	→
Variance since December 2017	4.3%	↑



ACTIVITY



Month	Adjusted Scheduled Activity (UDA)	
	2018	2019
April	-124	1,054
May	1,723	2,649
June	3,189	4,423
July	5,251	6,768
August	7,183	7,970
September	9,963	10,326
October	11,903	12,423
November	14,155	14,758
December	15,911	16,281
January	17,687	
February	19,909	
March	22,587	
April	23,664	
May	23,664	
June	23,668	

QUALITY

	Quantity	Base Number	Contract	AT	Region	England
% of FP17s for the same patient ID Re-attending within 3 months - Children	178	2,466	7.2%	9.4%	12.3%	11.8%
% of FP17s for the same patient ID Re-attending within 3 months - Adults	1,099	8,254	13.3%	13.5%	15.8%	15.6%
% of FP17s for the same patient ID Re-attending between 3 & 9 months - Children	1,749	2,466	70.9%	60.3%	60.1%	58.8%
% of FP17s for the same patient ID Re-attending between 3 & 9 months - Adults	5,256	8,254	63.7%	54.3%	53.3%	51.0%
% of FP17s for Band 1 Urgent Courses	652	9,592	6.8%	7.3%	9.0%	9.0%
% of FP17s Relating to Free Repair or Replacements	285	9,592	3.0%	1.1%	1.0%	0.8%
% of FP17s Relating to Continuations	59	9,592	0.6%	1.1%	1.0%	0.9%
% of Patients satisfied with the dentistry they have received	4	4	N/A	94.5%	93.8%	93.2%
% of Patients satisfied with the time they had to wait for an appointment	4	4	N/A	88.5%	89.4%	88.3%

* This is based on patients treated on this contract for their most recent course of treatment. Figures in italics indicate the base number of FP17s or Patient Questionnaire responses are less than 100. N/A is shown where the base number of responses is less than 10 during the period. % is calculated as Quantity/Base number*100

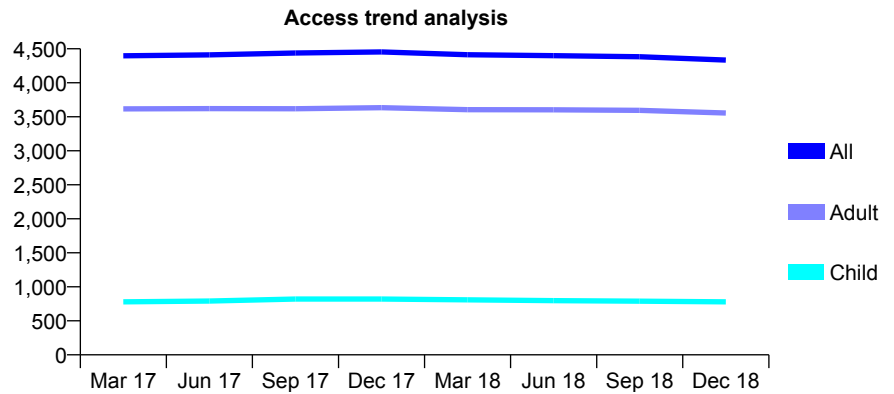
Q51 - Vital Signs At a Glance Contract Report for 150444/0001 - December 2018

Name or company name	Dore Dental Care
Contract type name	GDS Contract
Purpose of contract	General
Contract start date	01/04/2006
Contract end date	

18/19 Contracted general activity (UDA)	12,151
Carry forward general activity (UDA)	-150
18/19 Contracted orthodontic activity (UOA)	0
Carry forward orthodontic activity (UOA)	0
Baseline contract value	£395,322.50

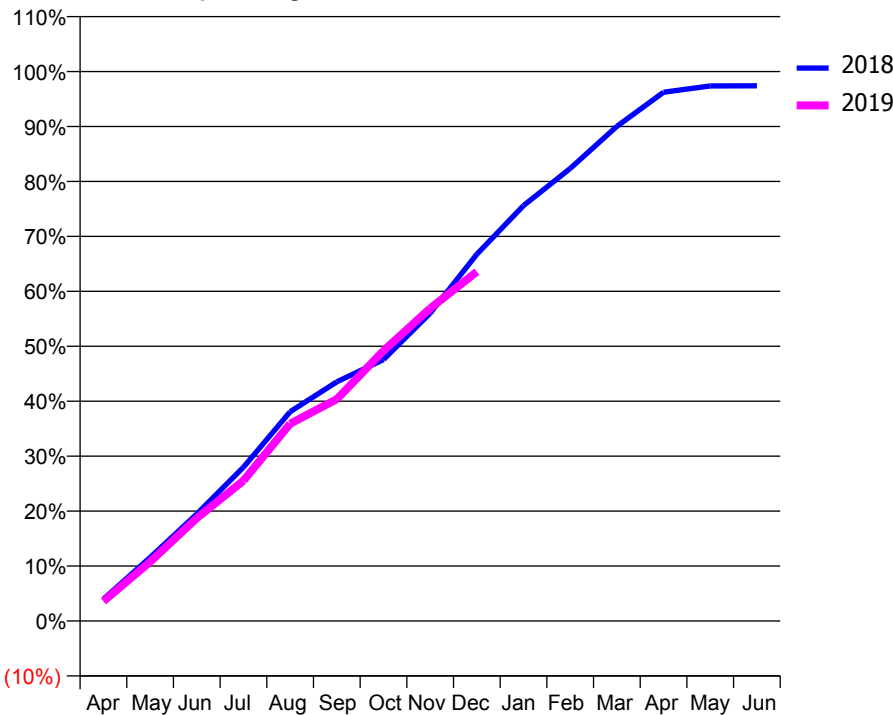
ACCESS*

Patients seen in 24 months	Total	Change since previous quarter
Quarter ending December 2017	4,454	
Quarter ending March 2018	4,413	→
Quarter ending June 2018	4,399	→
Quarter ending September 2018	4,384	→
Quarter ending December 2018	4,335	↓
Variance since December 2017	(2.7%)	↓



ACTIVITY

Cumulative percentage of contracted UDA delivered 2018 & 2019



Month	Adjusted Scheduled Activity (UDA)	
	2018	2019
April	486	438
May	1,406	1,309
June	2,366	2,276
July	3,401	3,104
August	4,628	4,361
September	5,289	4,905
October	5,780	5,976
November	6,806	6,913
December	8,110	7,724
January	9,187	
February	10,007	
March	10,938	
April	11,692	
May	11,830	
June	11,833	

QUALITY

	Quantity	Base Number	Contract	AT	Region	England
% of FP17s for the same patient ID Re-attending within 3 months - Children	50	957	5.2%	9.4%	12.3%	11.8%
% of FP17s for the same patient ID Re-attending within 3 months - Adults	540	4,415	12.2%	13.5%	15.8%	15.6%
% of FP17s for the same patient ID Re-attending between 3 & 9 months - Children	684	957	71.5%	60.3%	60.1%	58.8%
% of FP17s for the same patient ID Re-attending between 3 & 9 months - Adults	3,094	4,415	70.1%	54.3%	53.3%	51.0%
% of FP17s for Band 1 Urgent Courses	231	4,802	4.8%	7.3%	9.0%	9.0%
% of FP17s Relating to Free Repair or Replacements	28	4,802	0.6%	1.1%	1.0%	0.8%
% of FP17s Relating to Continuations	101	4,802	2.1%	1.1%	1.0%	0.9%
% of Patients satisfied with the dentistry they have received	2	2	N/A	94.5%	93.8%	93.2%
% of Patients satisfied with the time they had to wait for an appointment	2	2	N/A	88.5%	89.4%	88.3%

* This is based on patients treated on this contract for their most recent course of treatment. Figures in italics indicate the base number of FP17s or Patient Questionnaire responses are less than 100. N/A is shown where the base number of responses is less than 10 during the period. % is calculated as Quantity/Base number*100

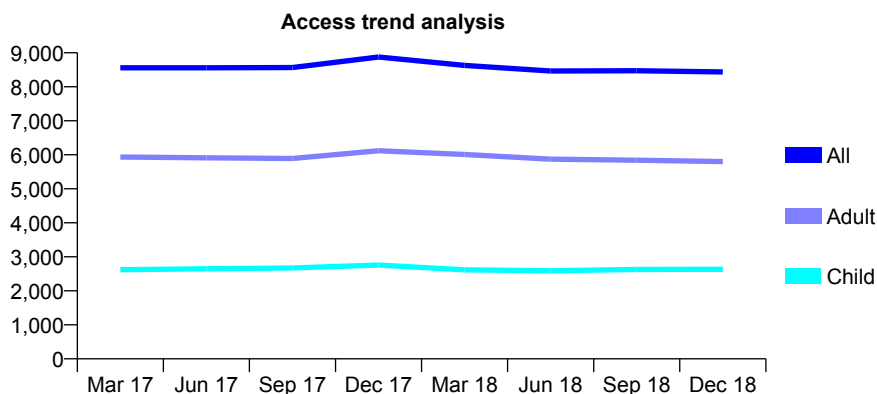
Q51 - Vital Signs At a Glance Contract Report for 151491/0001 - December 2018

Name or company name	A2 Dental Studio
Contract type name	GDS Contract
Purpose of contract	General
Contract start date	06/06/2011
Contract end date	

18/19 Contracted general activity (UDA)	22,823
Carry forward general activity (UDA)	-209
18/19 Contracted orthodontic activity (UOA)	0
Carry forward orthodontic activity (UOA)	0
Baseline contract value	£754,339.28

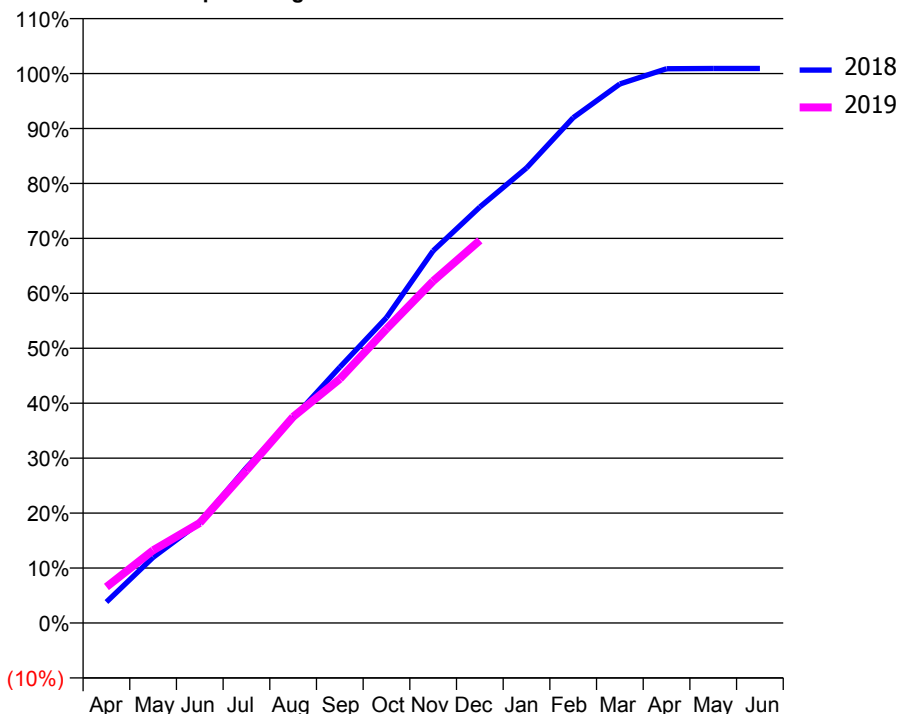
ACCESS*

Patients seen in 24 months	Total	Change since previous quarter
Quarter ending December 2017	8,878	
Quarter ending March 2018	8,628	↓
Quarter ending June 2018	8,464	↓
Quarter ending September 2018	8,472	→
Quarter ending December 2018	8,436	→
Variance since December 2017	(5.0%)	↓



ACTIVITY

Cumulative percentage of contracted UDA delivered 2018 & 2019



Month	Adjusted Scheduled Activity (UDA)	
	2018	2019
April	872	1,500
May	2,725	3,022
June	4,175	4,155
July	6,453	6,337
August	8,505	8,567
September	10,623	10,136
October	12,685	12,216
November	15,461	14,203
December	17,278	15,895
January	18,899	
February	20,987	
March	22,390	
April	23,018	
May	23,032	
June	23,032	

QUALITY

	Quantity	Base Number	Contract	AT	Region	England
% of FP17s for the same patient ID Re-attending within 3 months - Children	120	2,356	5.1%	9.4%	12.3%	11.8%
% of FP17s for the same patient ID Re-attending within 3 months - Adults	681	5,118	13.3%	13.5%	15.8%	15.6%
% of FP17s for the same patient ID Re-attending between 3 & 9 months - Children	1,095	2,356	46.5%	60.3%	60.1%	58.8%
% of FP17s for the same patient ID Re-attending between 3 & 9 months - Adults	2,412	5,118	47.1%	54.3%	53.3%	51.0%
% of FP17s for Band 1 Urgent Courses	545	6,834	8.0%	7.3%	9.0%	9.0%
% of FP17s Relating to Free Repair or Replacements	58	6,834	0.8%	1.1%	1.0%	0.8%
% of FP17s Relating to Continuations	123	6,834	1.8%	1.1%	1.0%	0.9%
% of Patients satisfied with the dentistry they have received	4	4	N/A	94.5%	93.8%	93.2%
% of Patients satisfied with the time they had to wait for an appointment	4	4	N/A	88.5%	89.4%	88.3%

* This is based on patients treated on this contract for their most recent course of treatment. Figures in italics indicate the base number of FP17s or Patient Questionnaire responses are less than 100. N/A is shown where the base number of responses is less than 10 during the period. % is calculated as Quantity/Base number*100

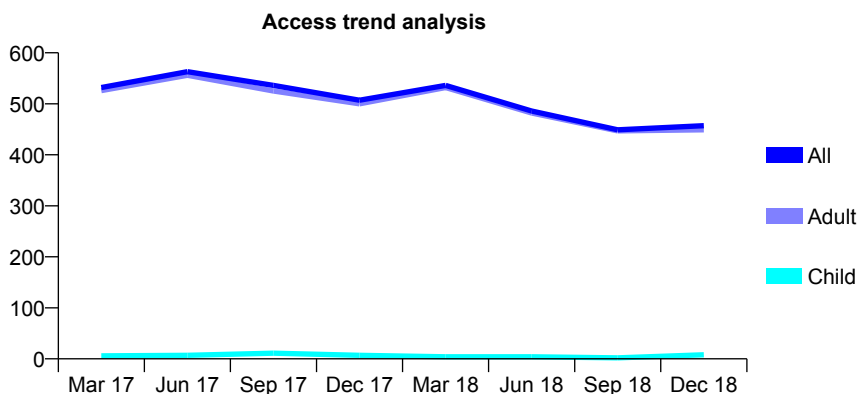
Q51 - Vital Signs At a Glance Contract Report for 151653/0003 - December 2018

Name or company name	The Forum Practice Ltd
Contract type name	PDS Contract
Purpose of contract	General
Contract start date	01/04/2012
Contract end date	31/03/2020

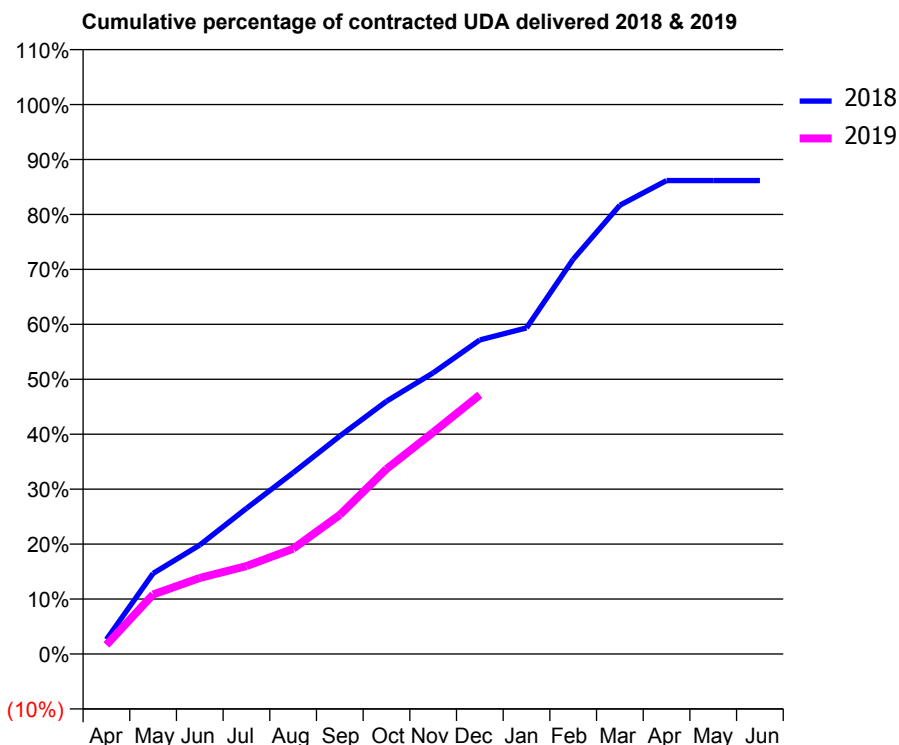
18/19 Contracted general activity (UDA)	1,800
Carry forward general activity (UDA)	54
18/19 Contracted orthodontic activity (UOA)	0
Carry forward orthodontic activity (UOA)	0
Baseline contract value	£67,873.84

ACCESS*

Patients seen in 24 months	Total	Change since previous quarter
Quarter ending December 2017	507	
Quarter ending March 2018	536	↑
Quarter ending June 2018	486	↓
Quarter ending September 2018	449	↓
Quarter ending December 2018	457	→
Variance since December 2017	(9.9%)	↓



ACTIVITY



Month	Adjusted Scheduled Activity (UDA)	
	2018	2019
April	48	30
May	264	195
June	357	249
July	477	288
August	594	345
September	714	456
October	828	606
November	921	726
December	1,029	849
January	1,068	
February	1,293	
March	1,470	
April	1,551	
May	1,551	
June	1,551	

QUALITY

	Quantity	Base Number	Contract	AT	Region	England
% of FP17s for the same patient ID Re-attending within 3 months - Children	1	9	11.1%	9.4%	12.3%	11.8%
% of FP17s for the same patient ID Re-attending within 3 months - Adults	41	319	12.9%	13.5%	15.8%	15.6%
% of FP17s for the same patient ID Re-attending between 3 & 9 months - Children	0	9	0.0%	60.3%	60.1%	58.8%
% of FP17s for the same patient ID Re-attending between 3 & 9 months - Adults	2	319	0.6%	54.3%	53.3%	51.0%
% of FP17s for Band 1 Urgent Courses	0	301	0.0%	7.3%	9.0%	9.0%
% of FP17s Relating to Free Repair or Replacements	0	301	0.0%	1.1%	1.0%	0.8%
% of FP17s Relating to Continuations	0	301	0.0%	1.1%	1.0%	0.9%
% of Patients satisfied with the dentistry they have received	1	1	N/A	94.5%	93.8%	93.2%
% of Patients satisfied with the time they had to wait for an appointment	0	1	N/A	88.5%	89.4%	88.3%

* This is based on patients treated on this contract for their most recent course of treatment. Figures in italics indicate the base number of FP17s or Patient Questionnaire responses are less than 100. N/A is shown where the base number of responses is less than 10 during the period. % is calculated as Quantity/Base number*100

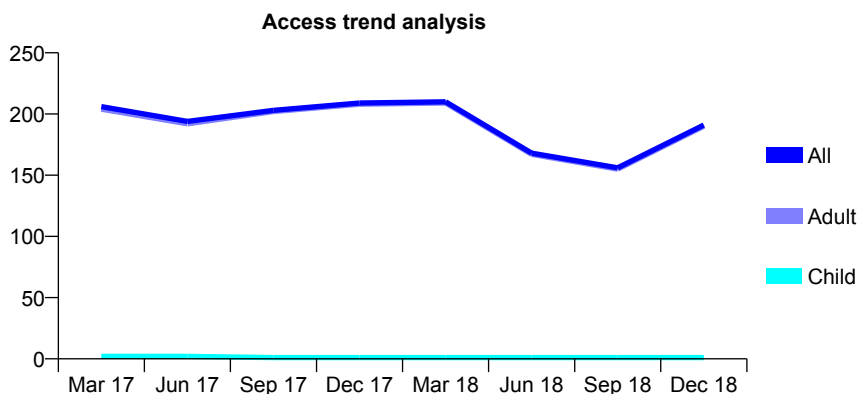
Q51 - Vital Signs At a Glance Contract Report for 151653/0004 - December 2018

Name or company name	The Forum Practice Ltd
Contract type name	PDS Contract
Purpose of contract	General
Contract start date	01/03/2012
Contract end date	30/04/2020

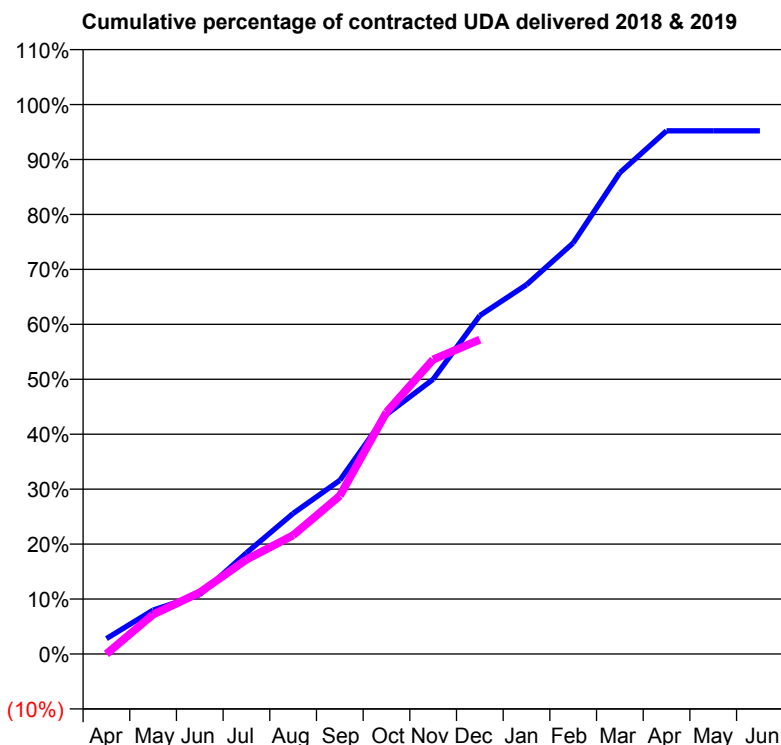
18/19 Contracted general activity (UDA)	750
Carry forward general activity (UDA)	27
18/19 Contracted orthodontic activity (UOA)	0
Carry forward orthodontic activity (UOA)	0
Baseline contract value	£35,679.26

ACCESS*

Patients seen in 24 months	Total	Change since previous quarter
Quarter ending December 2017	209	
Quarter ending March 2018	210	→
Quarter ending June 2018	168	↓
Quarter ending September 2018	156	↓
Quarter ending December 2018	191	↑
Variance since December 2017	(8.6%)	↓



ACTIVITY



Month	Adjusted Scheduled Activity (UDA)	
	2018	2019
April	21	0
May	60	54
June	81	84
July	138	129
August	192	162
September	237	216
October	327	330
November	375	402
December	462	429
January	504	
February	561	
March	657	
April	714	
May	714	
June	714	

QUALITY

	Quantity	Base Number	Contract	AT	Region	England
% of FP17s for the same patient ID Re-attending within 3 months - Children	0	0	N/A	9.4%	12.3%	11.8%
% of FP17s for the same patient ID Re-attending within 3 months - Adults	25	171	14.6%	13.5%	15.8%	15.6%
% of FP17s for the same patient ID Re-attending between 3 & 9 months - Children	0	0	N/A	60.3%	60.1%	58.8%
% of FP17s for the same patient ID Re-attending between 3 & 9 months - Adults	0	171	0.0%	54.3%	53.3%	51.0%
% of FP17s for Band 1 Urgent Courses	0	152	0.0%	7.3%	9.0%	9.0%
% of FP17s Relating to Free Repair or Replacements	0	152	0.0%	1.1%	1.0%	0.8%
% of FP17s Relating to Continuations	0	152	0.0%	1.1%	1.0%	0.9%
% of Patients satisfied with the dentistry they have received	0	0	N/A	94.5%	93.8%	93.2%
% of Patients satisfied with the time they had to wait for an appointment	0	0	N/A	88.5%	89.4%	88.3%

* This is based on patients treated on this contract for their most recent course of treatment. Figures in italics indicate the base number of FP17s or Patient Questionnaire responses are less than 100. N/A is shown where the base number of responses is less than 10 during the period. % is calculated as Quantity/Base number*100

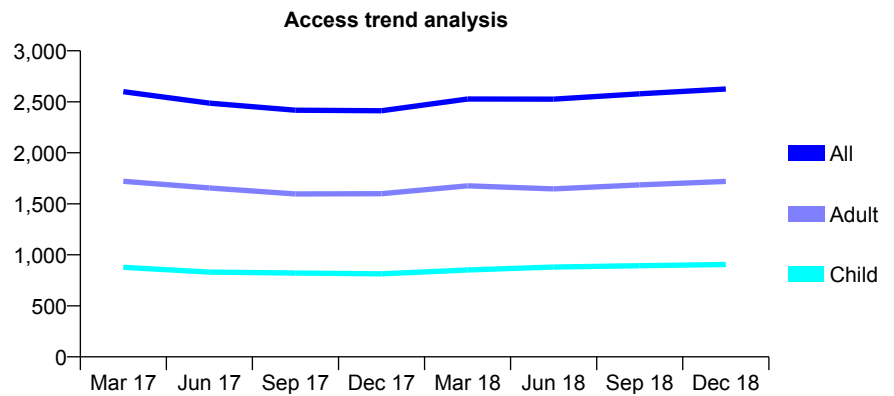
Q51 - Vital Signs At a Glance Contract Report for 152161/0001 - December 2018

Name or company name	Manor Dental Practice
Contract type name	GDS Contract
Purpose of contract	General
Contract start date	01/10/2007
Contract end date	

18/19 Contracted general activity (UDA)	8,728
Carry forward general activity (UDA)	85
18/19 Contracted orthodontic activity (UOA)	0
Carry forward orthodontic activity (UOA)	0
Baseline contract value	£235,457.01

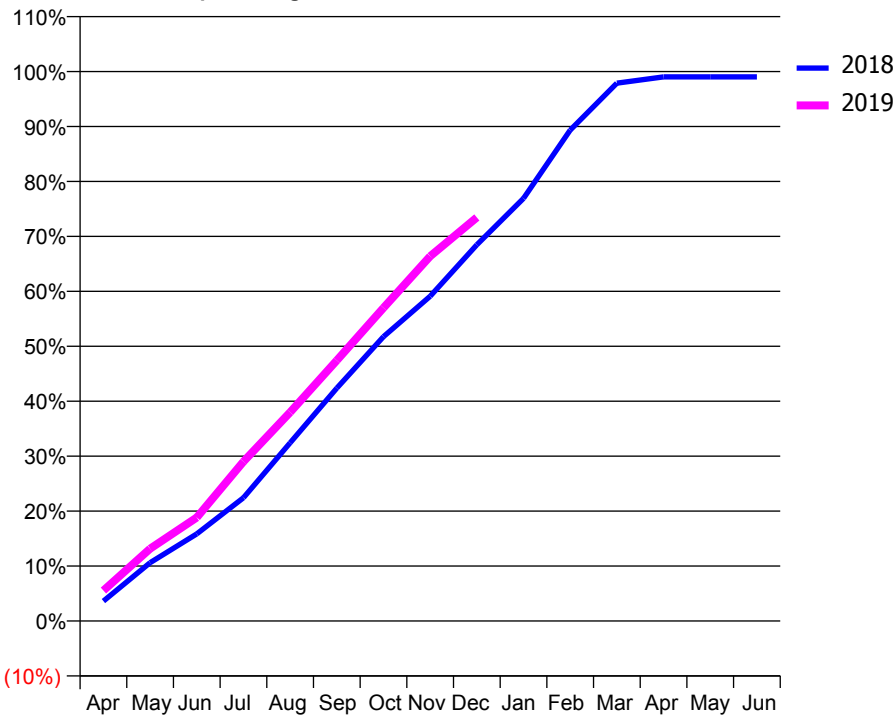
ACCESS*

Patients seen in 24 months	Total	Change since previous quarter
Quarter ending December 2017	2,413	
Quarter ending March 2018	2,527	↑
Quarter ending June 2018	2,526	→
Quarter ending September 2018	2,579	↑
Quarter ending December 2018	2,625	→
Variance since December 2017	8.8%	↑



ACTIVITY

Cumulative percentage of contracted UDA delivered 2018 & 2019



Month	Adjusted Scheduled Activity (UDA)	
	2018	2019
April	316	484
May	928	1,149
June	1,384	1,645
July	1,959	2,533
August	2,831	3,315
September	3,699	4,139
October	4,516	4,975
November	5,159	5,794
December	5,976	6,411
January	6,713	
February	7,798	
March	8,542	
April	8,643	
May	8,643	
June	8,643	

QUALITY

	Quantity	Base Number	Contract	AT	Region	England
% of FP17s for the same patient ID Re-attending within 3 months - Children	52	901	5.8%	9.4%	12.3%	11.8%
% of FP17s for the same patient ID Re-attending within 3 months - Adults	193	1,508	12.8%	13.5%	15.8%	15.6%
% of FP17s for the same patient ID Re-attending between 3 & 9 months - Children	456	901	50.6%	60.3%	60.1%	58.8%
% of FP17s for the same patient ID Re-attending between 3 & 9 months - Adults	573	1,508	38.0%	54.3%	53.3%	51.0%
% of FP17s for Band 1 Urgent Courses	222	2,369	9.4%	7.3%	9.0%	9.0%
% of FP17s Relating to Free Repair or Replacements	12	2,369	0.5%	1.1%	1.0%	0.8%
% of FP17s Relating to Continuations	18	2,369	0.8%	1.1%	1.0%	0.9%
% of Patients satisfied with the dentistry they have received	0	0	N/A	94.5%	93.8%	93.2%
% of Patients satisfied with the time they had to wait for an appointment	0	0	N/A	88.5%	89.4%	88.3%

* This is based on patients treated on this contract for their most recent course of treatment. Figures in italics indicate the base number of FP17s or Patient Questionnaire responses are less than 100. N/A is shown where the base number of responses is less than 10 during the period. % is calculated as Quantity/Base number*100

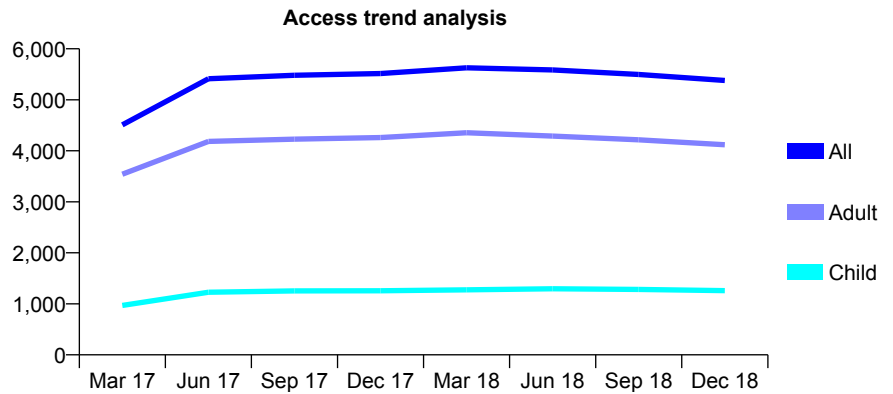
Q51 - Vital Signs At a Glance Contract Report for 152498/0001 - December 2018

Name or company name	Hatfield Dental Care Ltd
Contract type name	GDS Contract
Purpose of contract	General
Contract start date	01/10/2014
Contract end date	

18/19 Contracted general activity (UDA)	14,449
Carry forward general activity (UDA)	5
18/19 Contracted orthodontic activity (UOA)	0
Carry forward orthodontic activity (UOA)	0
Baseline contract value	£420,486.67

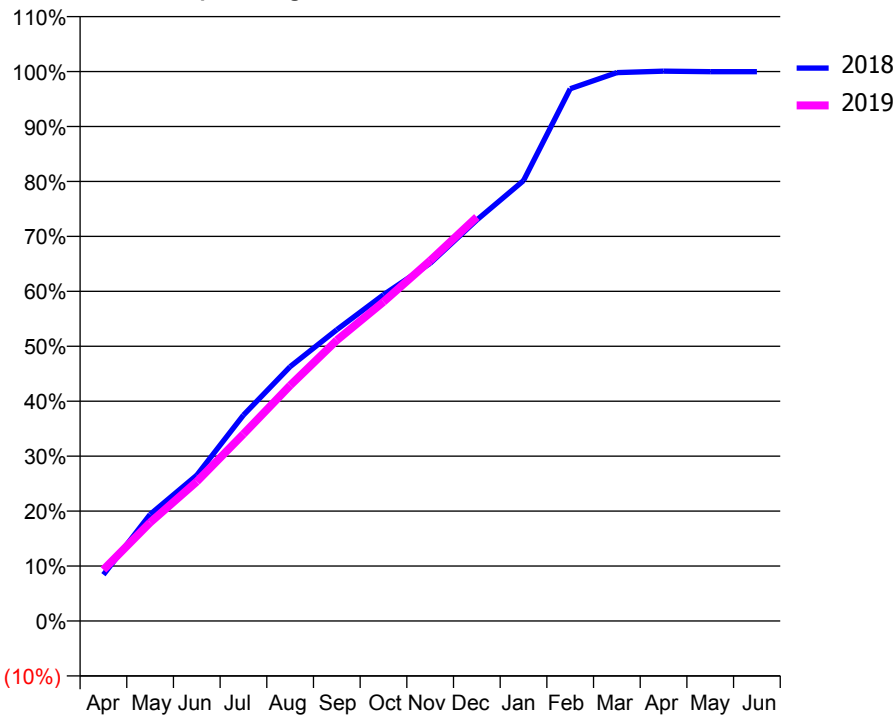
ACCESS*

Patients seen in 24 months	Total	Change since previous quarter
Quarter ending December 2017	5,514	
Quarter ending March 2018	5,627	↑
Quarter ending June 2018	5,586	→
Quarter ending September 2018	5,498	↓
Quarter ending December 2018	5,378	↓
Variance since December 2017	(2.5%)	↓



ACTIVITY

Cumulative percentage of contracted UDA delivered 2018 & 2019



Month	Adjusted Scheduled Activity (UDA)	
	2018	2019
April	1,218	1,349
May	2,802	2,590
June	3,835	3,667
July	5,417	4,918
August	6,689	6,195
September	7,659	7,383
October	8,579	8,392
November	9,406	9,477
December	10,547	10,621
January	11,581	
February	13,996	
March	14,421	
April	14,457	
May	14,445	
June	14,444	

QUALITY

	Quantity	Base Number	Contract	AT	Region	England
% of FP17s for the same patient ID Re-attending within 3 months - Children	168	1,577	10.7%	9.4%	12.3%	11.8%
% of FP17s for the same patient ID Re-attending within 3 months - Adults	468	4,272	11.0%	13.5%	15.8%	15.6%
% of FP17s for the same patient ID Re-attending between 3 & 9 months - Children	963	1,577	61.1%	60.3%	60.1%	58.8%
% of FP17s for the same patient ID Re-attending between 3 & 9 months - Adults	2,165	4,272	50.7%	54.3%	53.3%	51.0%
% of FP17s for Band 1 Urgent Courses	240	5,830	4.1%	7.3%	9.0%	9.0%
% of FP17s Relating to Free Repair or Replacements	61	5,830	1.0%	1.1%	1.0%	0.8%
% of FP17s Relating to Continuations	28	5,830	0.5%	1.1%	1.0%	0.9%
% of Patients satisfied with the dentistry they have received	3	3	N/A	94.5%	93.8%	93.2%
% of Patients satisfied with the time they had to wait for an appointment	3	3	N/A	88.5%	89.4%	88.3%

* This is based on patients treated on this contract for their most recent course of treatment. Figures in italics indicate the base number of FP17s or Patient Questionnaire responses are less than 100. N/A is shown where the base number of responses is less than 10 during the period. % is calculated as Quantity/Base number*100

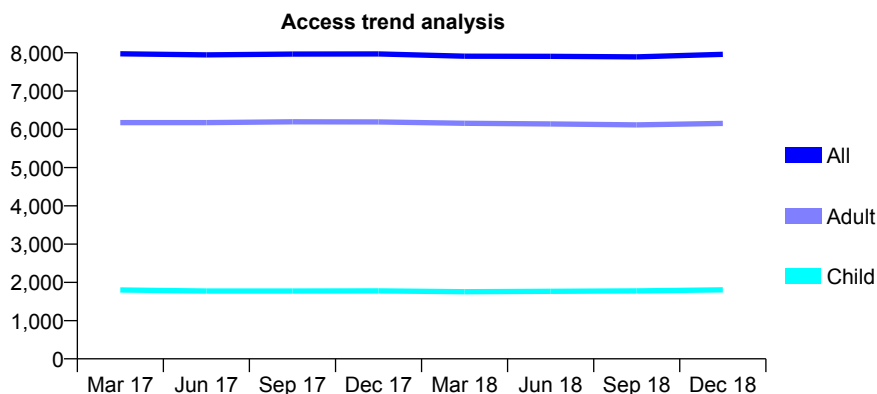
Q51 - Vital Signs At a Glance Contract Report for 153311/0001 - December 2018

Name or company name	Cantley Dental Centre Ltd
Contract type name	GDS Contract
Purpose of contract	General
Contract start date	01/10/2013
Contract end date	

18/19 Contracted general activity (UDA)	20,539
Carry forward general activity (UDA)	0
18/19 Contracted orthodontic activity (UOA)	0
Carry forward orthodontic activity (UOA)	0
Baseline contract value	£597,876.09

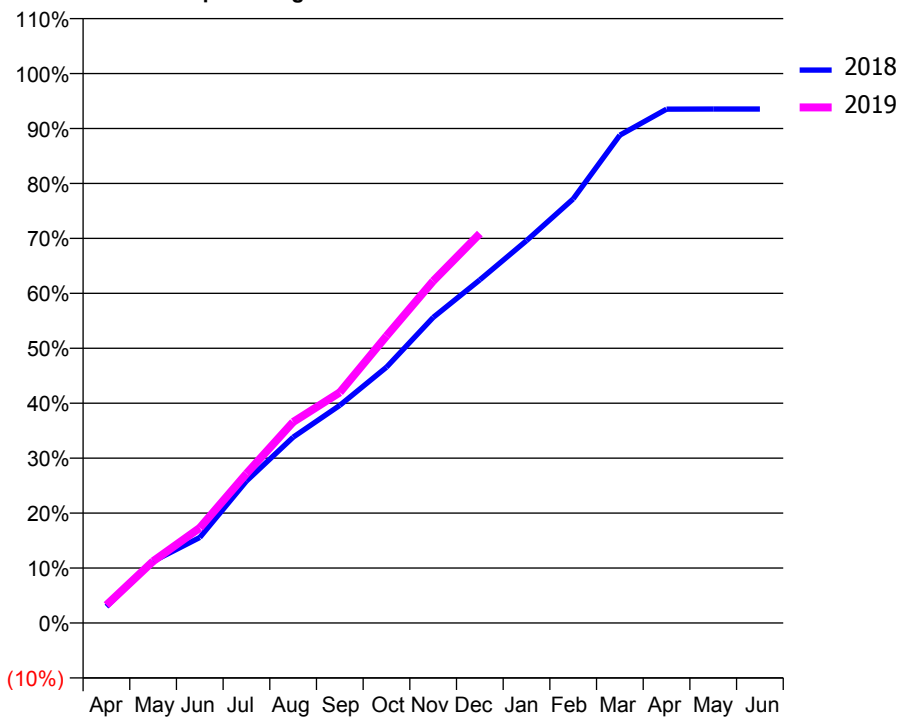
ACCESS*

Patients seen in 24 months	Total	Change since previous quarter
Quarter ending December 2017	7,969	
Quarter ending March 2018	7,912	→
Quarter ending June 2018	7,909	→
Quarter ending September 2018	7,892	→
Quarter ending December 2018	7,960	→
Variance since December 2017	(0.1%)	→



ACTIVITY

Cumulative percentage of contracted UDA delivered 2018 & 2019



Month	Adjusted Scheduled Activity (UDA)	
	2018	2019
April	618	672
May	2,306	2,311
June	3,199	3,556
July	5,306	5,586
August	6,946	7,513
September	8,139	8,623
October	9,562	10,727
November	11,422	12,784
December	12,825	14,554
January	14,290	
February	15,853	
March	18,236	
April	19,209	
May	19,212	
June	19,212	

QUALITY

	Quantity	Base Number	Contract	AT	Region	England
% of FP17s for the same patient ID Re-attending within 3 months - Children	87	1,907	4.6%	9.4%	12.3%	11.8%
% of FP17s for the same patient ID Re-attending within 3 months - Adults	575	5,859	9.8%	13.5%	15.8%	15.6%
% of FP17s for the same patient ID Re-attending between 3 & 9 months - Children	1,081	1,907	56.7%	60.3%	60.1%	58.8%
% of FP17s for the same patient ID Re-attending between 3 & 9 months - Adults	2,901	5,859	49.5%	54.3%	53.3%	51.0%
% of FP17s for Band 1 Urgent Courses	260	7,377	3.5%	7.3%	9.0%	9.0%
% of FP17s Relating to Free Repair or Replacements	50	7,377	0.7%	1.1%	1.0%	0.8%
% of FP17s Relating to Continuations	174	7,377	2.4%	1.1%	1.0%	0.9%
% of Patients satisfied with the dentistry they have received	3	3	N/A	94.5%	93.8%	93.2%
% of Patients satisfied with the time they had to wait for an appointment	3	3	N/A	88.5%	89.4%	88.3%

* This is based on patients treated on this contract for their most recent course of treatment. Figures in italics indicate the base number of FP17s or Patient Questionnaire responses are less than 100. N/A is shown where the base number of responses is less than 10 during the period. % is calculated as Quantity/Base number*100

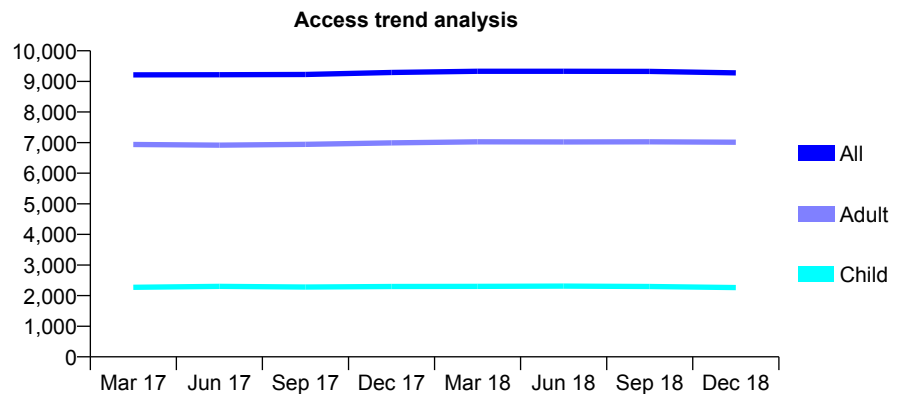
Q51 - Vital Signs At a Glance Contract Report for 153737/0001 - December 2018

Name or company name	High Green & Dinnington Dental Practices
Contract type name	GDS Contract
Purpose of contract	General
Contract start date	01/04/2006
Contract end date	

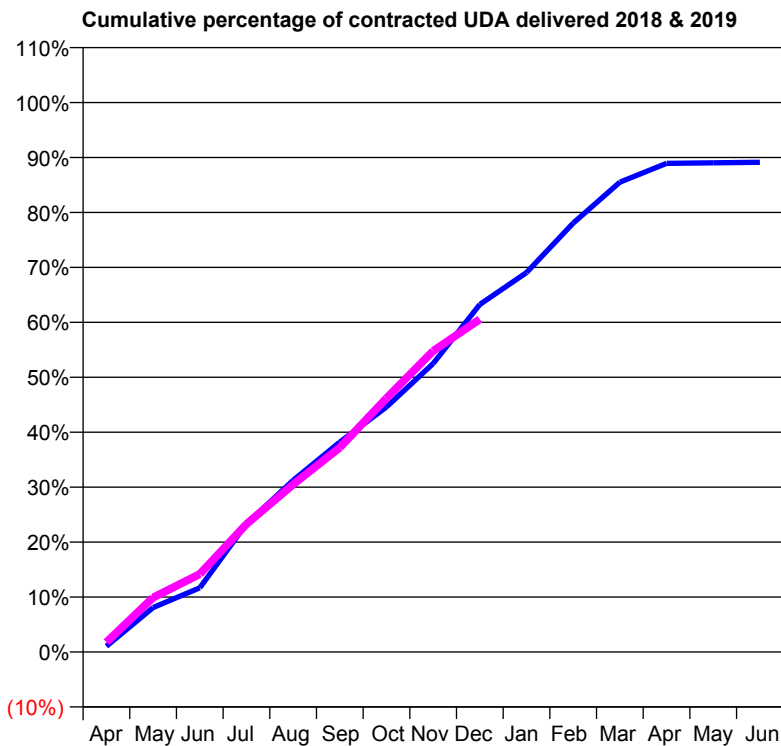
18/19 Contracted general activity (UDA)	25,958
Carry forward general activity (UDA)	428
18/19 Contracted orthodontic activity (UOA)	0
Carry forward orthodontic activity (UOA)	0
Baseline contract value	£877,303.44

ACCESS*

Patients seen in 24 months	Total	Change since previous quarter
Quarter ending December 2017	9,290	
Quarter ending March 2018	9,332	→
Quarter ending June 2018	9,332	→
Quarter ending September 2018	9,327	→
Quarter ending December 2018	9,278	→
Variance since December 2017	(0.1%)	→



ACTIVITY



Month	Adjusted Scheduled Activity (UDA)	
	2018	2019
April	275	463
May	2,103	2,575
June	3,035	3,681
July	6,059	6,044
August	8,111	7,915
September	9,919	9,661
October	11,575	11,988
November	13,626	14,221
December	16,416	15,721
January	17,924	
February	20,259	
March	22,195	
April	23,082	
May	23,112	
June	23,132	

QUALITY

	Quantity	Base Number	Contract	AT	Region	England
% of FP17s for the same patient ID Re-attending within 3 months - Children	267	3,253	8.2%	9.4%	12.3%	11.8%
% of FP17s for the same patient ID Re-attending within 3 months - Adults	1,123	8,190	13.7%	13.5%	15.8%	15.6%
% of FP17s for the same patient ID Re-attending between 3 & 9 months - Children	2,324	3,253	71.4%	60.3%	60.1%	58.8%
% of FP17s for the same patient ID Re-attending between 3 & 9 months - Adults	4,953	8,190	60.5%	54.3%	53.3%	51.0%
% of FP17s for Band 1 Urgent Courses	712	9,897	7.2%	7.3%	9.0%	9.0%
% of FP17s Relating to Free Repair or Replacements	246	9,897	2.5%	1.1%	1.0%	0.8%
% of FP17s Relating to Continuations	47	9,897	0.5%	1.1%	1.0%	0.9%
% of Patients satisfied with the dentistry they have received	14	16	87.5%	94.5%	93.8%	93.2%
% of Patients satisfied with the time they had to wait for an appointment	13	16	81.3%	88.5%	89.4%	88.3%

* This is based on patients treated on this contract for their most recent course of treatment. Figures in italics indicate the base number of FP17s or Patient Questionnaire responses are less than 100. N/A is shown where the base number of responses is less than 10 during the period. % is calculated as Quantity/Base number*100

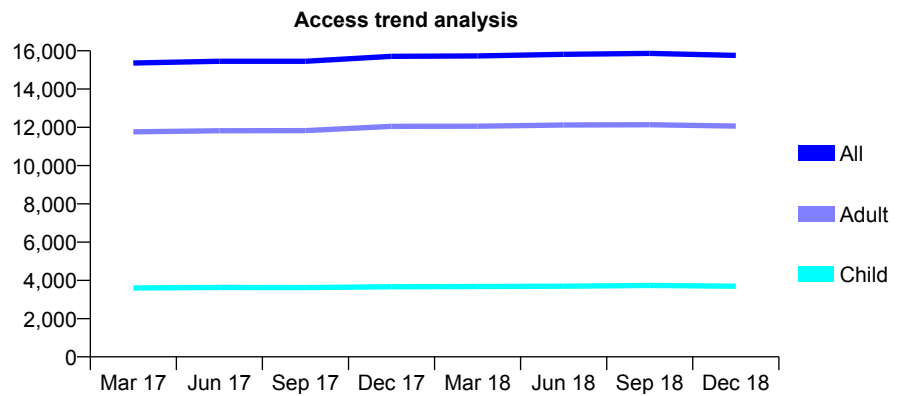
Q51 - Vital Signs At a Glance Contract Report for 153737/0003 - December 2018

Name or company name	High Green & Dinnington Dental Practices
Contract type name	GDS Contract
Purpose of contract	General
Contract start date	01/12/2013
Contract end date	

18/19 Contracted general activity (UDA)	45,179
Carry forward general activity (UDA)	0
18/19 Contracted orthodontic activity (UOA)	0
Carry forward orthodontic activity (UOA)	0
Baseline contract value	£1,496,710.72

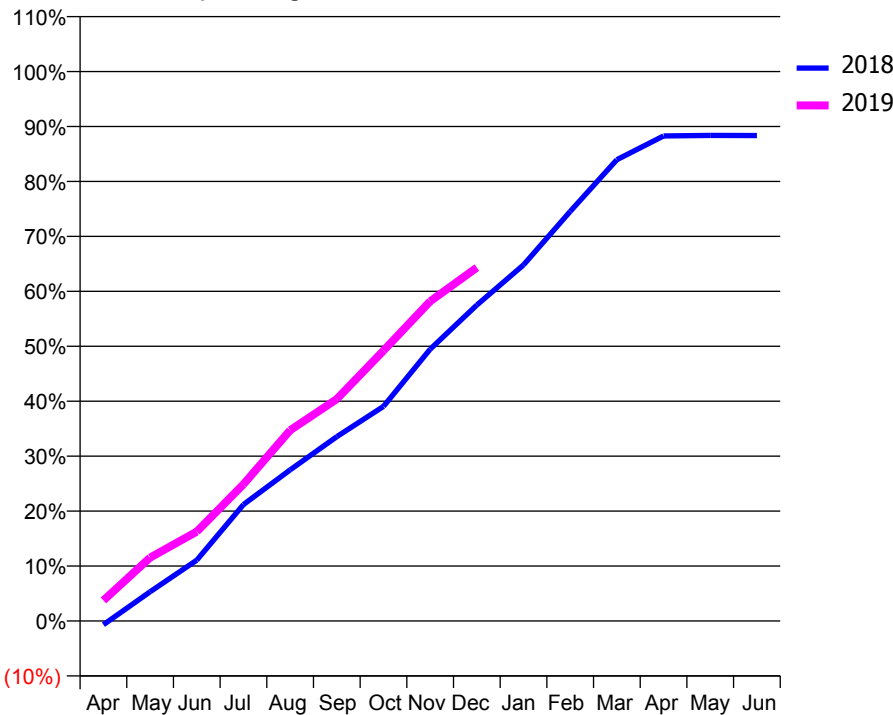
ACCESS*

Patients seen in 24 months	Total	Change since previous quarter
Quarter ending December 2017	15,713	
Quarter ending March 2018	15,733	→
Quarter ending June 2018	15,813	→
Quarter ending September 2018	15,867	→
Quarter ending December 2018	15,760	→
Variance since December 2017	0.3%	→



ACTIVITY

Cumulative percentage of contracted UDA delivered 2018 & 2019



Month	Adjusted Scheduled Activity (UDA)	
	2018	2019
April	-310	1,693
May	2,406	5,216
June	5,010	7,348
July	9,574	11,248
August	12,424	15,682
September	15,155	18,253
October	17,649	22,227
November	22,350	26,283
December	25,980	29,063
January	29,274	
February	33,672	
March	37,927	
April	39,879	
May	39,922	
June	39,910	

QUALITY

	Quantity	Base Number	Contract	AT	Region	England
% of FP17s for the same patient ID Re-attending within 3 months - Children	340	4,331	7.9%	9.4%	12.3%	11.8%
% of FP17s for the same patient ID Re-attending within 3 months - Adults	1,785	12,759	14.0%	13.5%	15.8%	15.6%
% of FP17s for the same patient ID Re-attending between 3 & 9 months - Children	2,727	4,331	63.0%	60.3%	60.1%	58.8%
% of FP17s for the same patient ID Re-attending between 3 & 9 months - Adults	7,178	12,759	56.3%	54.3%	53.3%	51.0%
% of FP17s for Band 1 Urgent Courses	1,286	15,588	8.2%	7.3%	9.0%	9.0%
% of FP17s Relating to Free Repair or Replacements	494	15,588	3.2%	1.1%	1.0%	0.8%
% of FP17s Relating to Continuations	91	15,588	0.6%	1.1%	1.0%	0.9%
% of Patients satisfied with the dentistry they have received	5	5	N/A	94.5%	93.8%	93.2%
% of Patients satisfied with the time they had to wait for an appointment	5	5	N/A	88.5%	89.4%	88.3%

* This is based on patients treated on this contract for their most recent course of treatment. Figures in italics indicate the base number of FP17s or Patient Questionnaire responses are less than 100. N/A is shown where the base number of responses is less than 10 during the period. % is calculated as Quantity/Base number*100

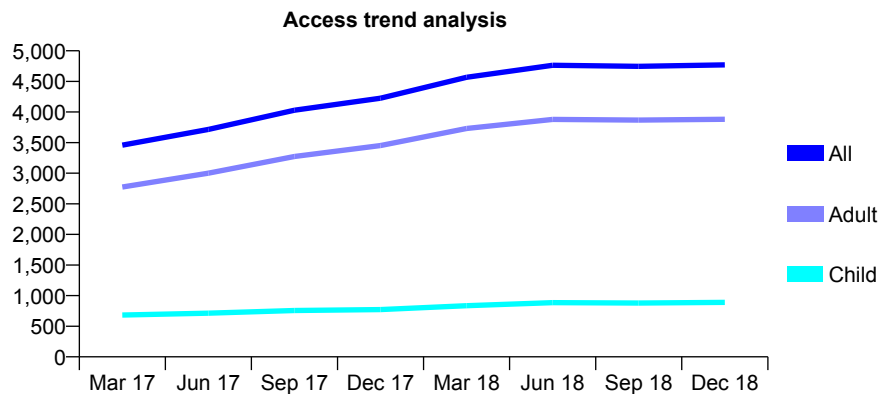
Q51 - Vital Signs At a Glance Contract Report for 153788/0001 - December 2018

Name or company name	Mr R Joseph
Contract type name	GDS Contract
Purpose of contract	General
Contract start date	01/01/2016
Contract end date	

18/19 Contracted general activity (UDA)	15,000
Carry forward general activity (UDA)	0
18/19 Contracted orthodontic activity (UOA)	0
Carry forward orthodontic activity (UOA)	0
Baseline contract value	£495,341.71

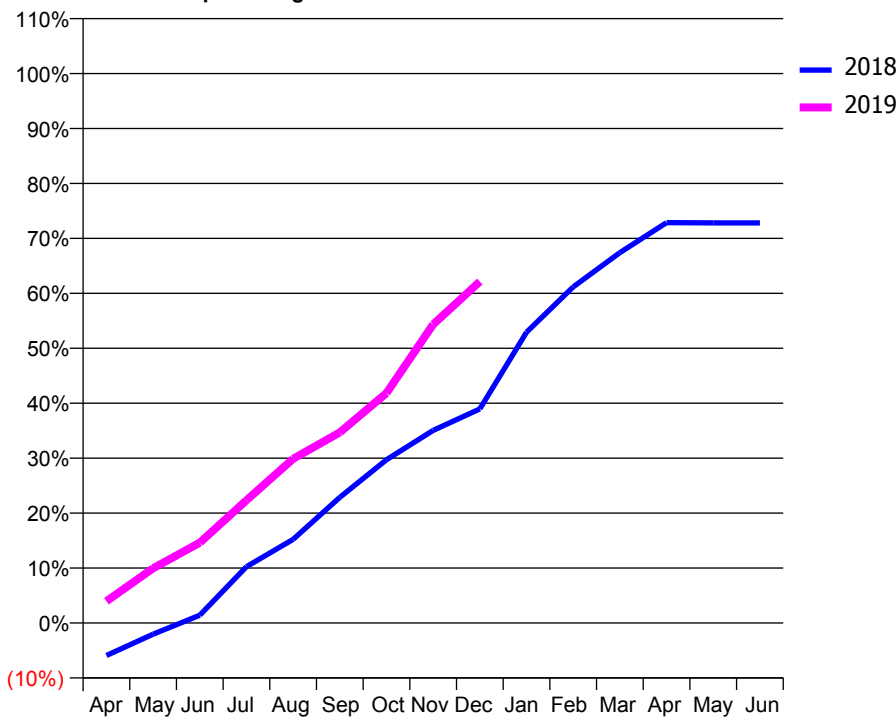
ACCESS*

Patients seen in 24 months	Total	Change since previous quarter
Quarter ending December 2017	4,225	
Quarter ending March 2018	4,567	↑
Quarter ending June 2018	4,764	↑
Quarter ending September 2018	4,746	→
Quarter ending December 2018	4,771	→
Variance since December 2017	12.9%	↑



ACTIVITY

Cumulative percentage of contracted UDA delivered 2018 & 2019



Month	Adjusted Scheduled Activity (UDA)	
	2018	2019
April	-890	597
May	-308	1,495
June	213	2,195
July	1,537	3,350
August	2,285	4,481
September	3,429	5,203
October	4,458	6,278
November	5,257	8,151
December	5,843	9,320
January	7,937	
February	9,174	
March	10,108	
April	10,930	
May	10,923	
June	10,923	

QUALITY

	Quantity	Base Number	Contract	AT	Region	England
% of FP17s for the same patient ID Re-attending within 3 months - Children	45	943	4.8%	9.4%	12.3%	11.8%
% of FP17s for the same patient ID Re-attending within 3 months - Adults	456	4,350	10.5%	13.5%	15.8%	15.6%
% of FP17s for the same patient ID Re-attending between 3 & 9 months - Children	551	943	58.4%	60.3%	60.1%	58.8%
% of FP17s for the same patient ID Re-attending between 3 & 9 months - Adults	2,629	4,350	60.4%	54.3%	53.3%	51.0%
% of FP17s for Band 1 Urgent Courses	400	4,608	8.7%	7.3%	9.0%	9.0%
% of FP17s Relating to Free Repair or Replacements	168	4,608	3.6%	1.1%	1.0%	0.8%
% of FP17s Relating to Continuations	30	4,608	0.7%	1.1%	1.0%	0.9%
% of Patients satisfied with the dentistry they have received	3	3	N/A	94.5%	93.8%	93.2%
% of Patients satisfied with the time they had to wait for an appointment	3	3	N/A	88.5%	89.4%	88.3%

* This is based on patients treated on this contract for their most recent course of treatment. Figures in italics indicate the base number of FP17s or Patient Questionnaire responses are less than 100. N/A is shown where the base number of responses is less than 10 during the period. % is calculated as Quantity/Base number*100

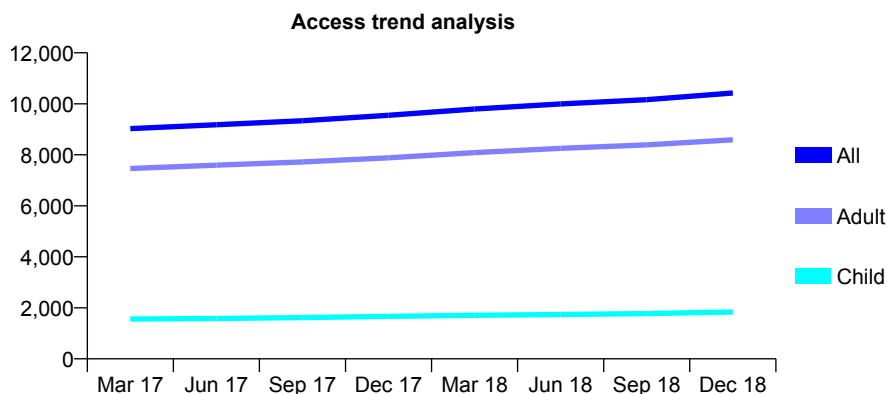
Q51 - Vital Signs At a Glance Contract Report for 153826/0001 - December 2018

Name or company name	School Road Dental Practice
Contract type name	GDS Contract
Purpose of contract	General
Contract start date	01/04/2006
Contract end date	

18/19 Contracted general activity (UDA)	26,832
Carry forward general activity (UDA)	127
18/19 Contracted orthodontic activity (UOA)	0
Carry forward orthodontic activity (UOA)	0
Baseline contract value	£774,389.95

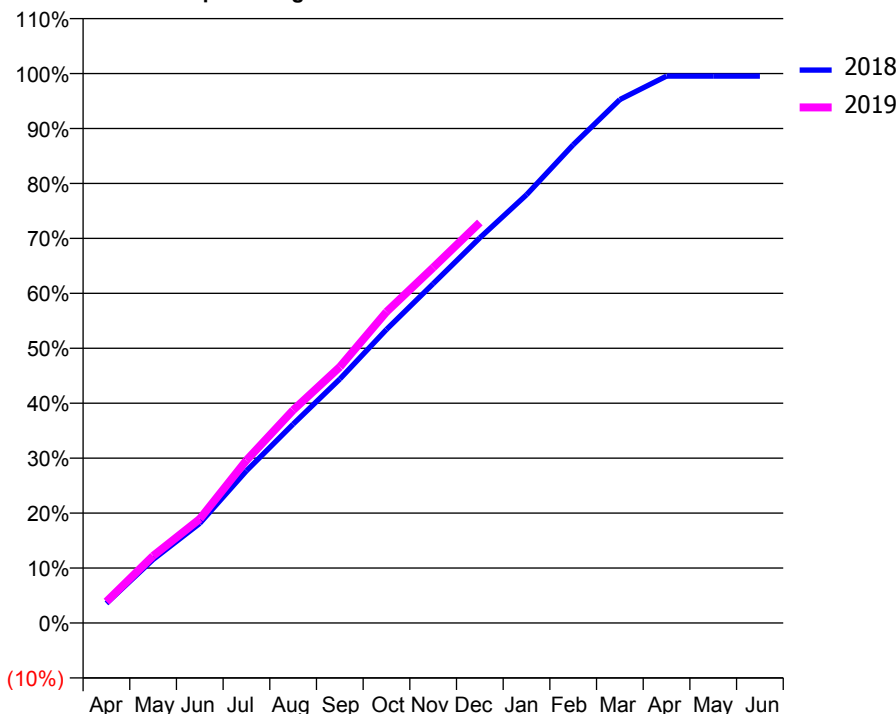
ACCESS*

Patients seen in 24 months	Total	Change since previous quarter
Quarter ending December 2017	9,548	
Quarter ending March 2018	9,794	↑
Quarter ending June 2018	9,995	↑
Quarter ending September 2018	10,164	→
Quarter ending December 2018	10,426	↑
Variance since December 2017	9.2%	↑



ACTIVITY

Cumulative percentage of contracted UDA delivered 2018 & 2019



Month	Adjusted Scheduled Activity (UDA)	
	2018	2019
April	957	1,045
May	3,104	3,279
June	4,867	5,082
July	7,436	7,948
August	9,714	10,395
September	11,915	12,505
October	14,332	15,191
November	16,566	17,359
December	18,811	19,555
January	20,908	
February	23,350	
March	25,558	
April	26,707	
May	26,705	
June	26,705	

QUALITY

	Quantity	Base Number	Contract	AT	Region	England
% of FP17s for the same patient ID Re-attending within 3 months - Children	138	2,271	6.1%	9.4%	12.3%	11.8%
% of FP17s for the same patient ID Re-attending within 3 months - Adults	1,254	10,097	12.4%	13.5%	15.8%	15.6%
% of FP17s for the same patient ID Re-attending between 3 & 9 months - Children	1,542	2,271	67.9%	60.3%	60.1%	58.8%
% of FP17s for the same patient ID Re-attending between 3 & 9 months - Adults	5,983	10,097	59.3%	54.3%	53.3%	51.0%
% of FP17s for Band 1 Urgent Courses	683	11,842	5.8%	7.3%	9.0%	9.0%
% of FP17s Relating to Free Repair or Replacements	142	11,842	1.2%	1.1%	1.0%	0.8%
% of FP17s Relating to Continuations	58	11,842	0.5%	1.1%	1.0%	0.9%
% of Patients satisfied with the dentistry they have received	2	4	N/A	94.5%	93.8%	93.2%
% of Patients satisfied with the time they had to wait for an appointment	2	4	N/A	88.5%	89.4%	88.3%

* This is based on patients treated on this contract for their most recent course of treatment. Figures in italics indicate the base number of FP17s or Patient Questionnaire responses are less than 100. N/A is shown where the base number of responses is less than 10 during the period. % is calculated as Quantity/Base number*100

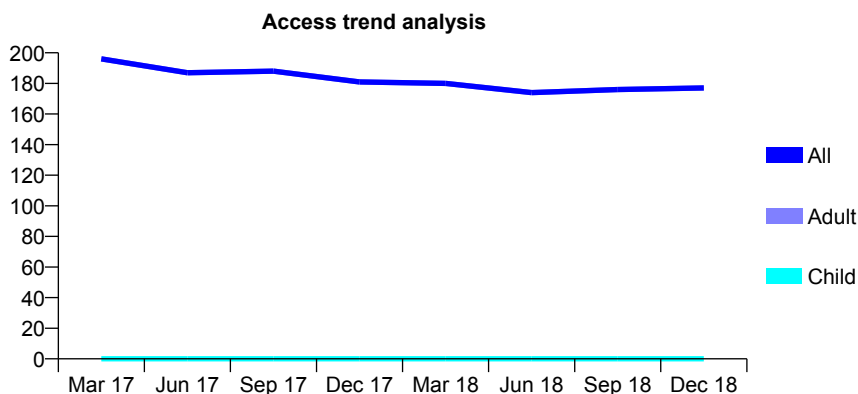
Q51 - Vital Signs At a Glance Contract Report for 153826/0002 - December 2018

Name or company name	School Road Dental Practice
Contract type name	GDS Contract
Purpose of contract	General
Contract start date	01/04/2008
Contract end date	

18/19 Contracted general activity (UDA)	675
Carry forward general activity (UDA)	0
18/19 Contracted orthodontic activity (UOA)	0
Carry forward orthodontic activity (UOA)	0
Baseline contract value	£39,457.45

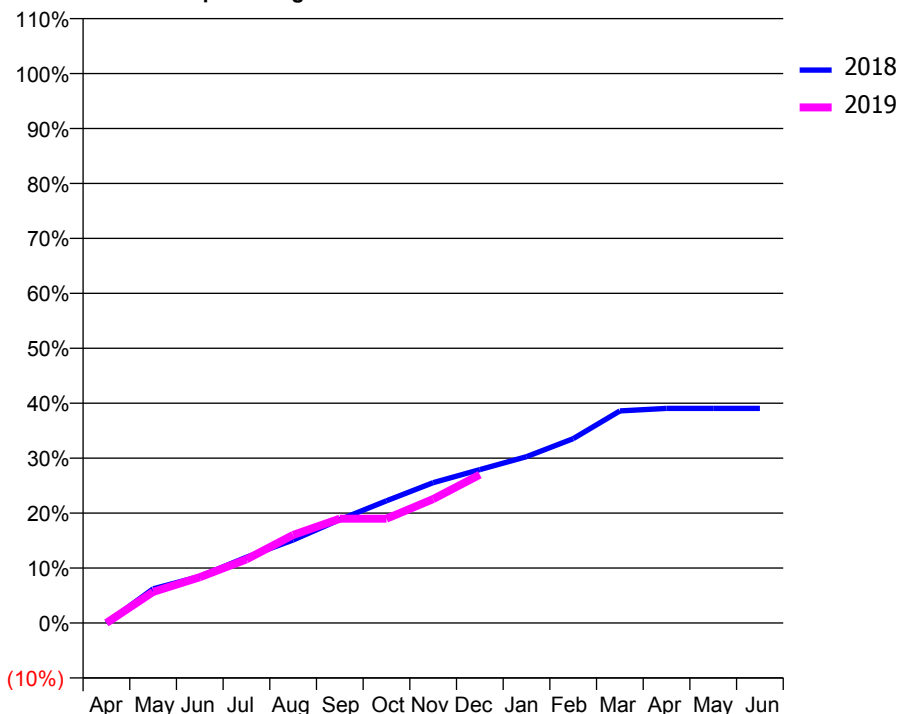
ACCESS*

Patients seen in 24 months	Total	Change since previous quarter
Quarter ending December 2017	181	
Quarter ending March 2018	180	→
Quarter ending June 2018	174	↓
Quarter ending September 2018	176	→
Quarter ending December 2018	177	→
Variance since December 2017	(2.2%)	↓



ACTIVITY

Cumulative percentage of contracted UDA delivered 2018 & 2019



Month	2018	2019
April	0	0
May	42	38
June	57	56
July	81	78
August	102	108
September	127	128
October	150	128
November	172	152
December	188	182
January	204	
February	226	
March	261	
April	264	
May	264	
June	264	

QUALITY

	Quantity	Base Number	Contract	AT	Region	England
% of FP17s for the same patient ID Re-attending within 3 months - Children	0	0	N/A	9.4%	12.3%	11.8%
% of FP17s for the same patient ID Re-attending within 3 months - Adults	10	116	8.6%	13.5%	15.8%	15.6%
% of FP17s for the same patient ID Re-attending between 3 & 9 months - Children	0	0	N/A	60.3%	60.1%	58.8%
% of FP17s for the same patient ID Re-attending between 3 & 9 months - Adults	27	116	23.3%	54.3%	53.3%	51.0%
% of FP17s for Band 1 Urgent Courses	1	114	0.9%	7.3%	9.0%	9.0%
% of FP17s Relating to Free Repair or Replacements	4	114	3.5%	1.1%	1.0%	0.8%
% of FP17s Relating to Continuations	0	114	0.0%	1.1%	1.0%	0.9%
% of Patients satisfied with the dentistry they have received	0	0	N/A	94.5%	93.8%	93.2%
% of Patients satisfied with the time they had to wait for an appointment	0	0	N/A	88.5%	89.4%	88.3%

* This is based on patients treated on this contract for their most recent course of treatment. Figures in italics indicate the base number of FP17s or Patient Questionnaire responses are less than 100. N/A is shown where the base number of responses is less than 10 during the period. % is calculated as Quantity/Base number*100

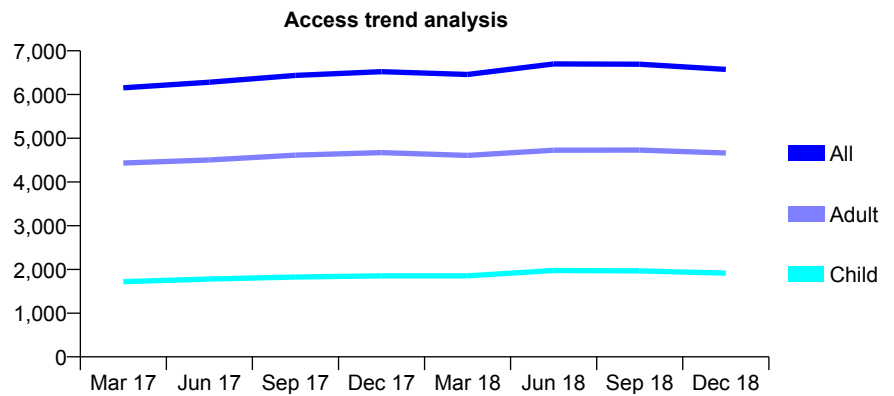
Q51 - Vital Signs At a Glance Contract Report for 155136/0001 - December 2018

Name or company name	Al-Kufaishi and Hanji Partnership
Contract type name	GDS Contract
Purpose of contract	General
Contract start date	01/01/2015
Contract end date	

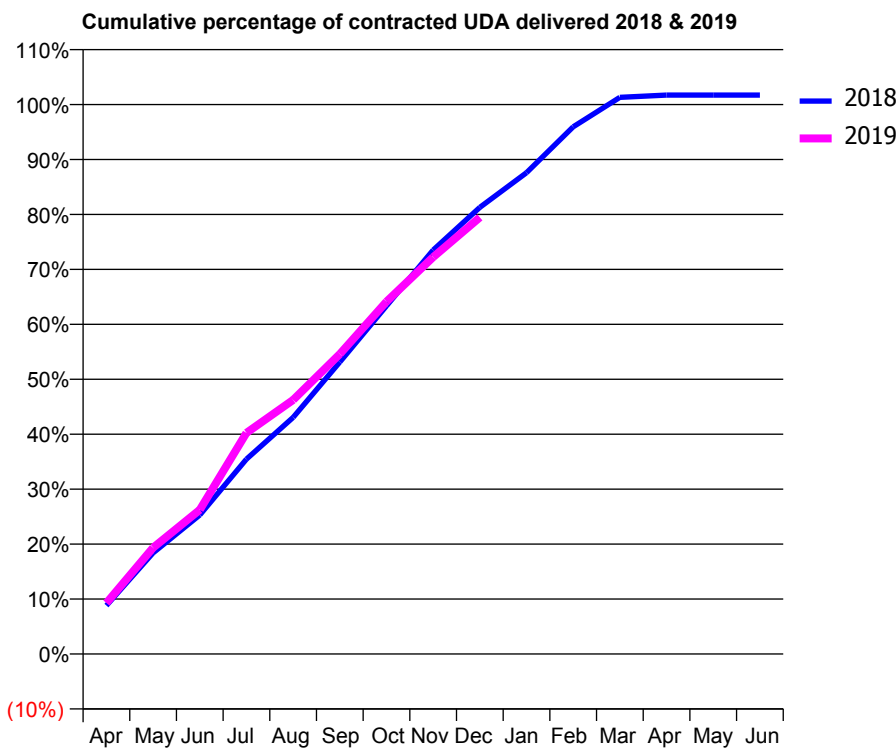
18/19 Contracted general activity (UDA)	18,547
Carry forward general activity (UDA)	-316
18/19 Contracted orthodontic activity (UOA)	0
Carry forward orthodontic activity (UOA)	0
Baseline contract value	£547,311.43

ACCESS*

Patients seen in 24 months	Total	Change since previous quarter
Quarter ending December 2017	6,523	
Quarter ending March 2018	6,460	→
Quarter ending June 2018	6,700	↑
Quarter ending September 2018	6,694	→
Quarter ending December 2018	6,576	↓
Variance since December 2017	0.8%	→



ACTIVITY



Month	Adjusted Scheduled Activity (UDA)	
	2018	2019
April	1,634	1,720
May	3,414	3,589
June	4,691	4,870
July	6,577	7,466
August	7,988	8,574
September	9,855	10,124
October	11,750	11,894
November	13,634	13,399
December	15,075	14,737
January	16,248	
February	17,795	
March	18,787	
April	18,863	
May	18,863	
June	18,863	

QUALITY

	Quantity	Base Number	Contract	AT	Region	England
% of FP17s for the same patient ID Re-attending within 3 months - Children	91	1,849	4.9%	9.4%	12.3%	11.8%
% of FP17s for the same patient ID Re-attending within 3 months - Adults	558	4,194	13.3%	13.5%	15.8%	15.6%
% of FP17s for the same patient ID Re-attending between 3 & 9 months - Children	793	1,849	42.9%	60.3%	60.1%	58.8%
% of FP17s for the same patient ID Re-attending between 3 & 9 months - Adults	1,721	4,194	41.0%	54.3%	53.3%	51.0%
% of FP17s for Band 1 Urgent Courses	315	6,003	5.2%	7.3%	9.0%	9.0%
% of FP17s Relating to Free Repair or Replacements	46	6,003	0.8%	1.1%	1.0%	0.8%
% of FP17s Relating to Continuations	29	6,003	0.5%	1.1%	1.0%	0.9%
% of Patients satisfied with the dentistry they have received	2	3	N/A	94.5%	93.8%	93.2%
% of Patients satisfied with the time they had to wait for an appointment	1	3	N/A	88.5%	89.4%	88.3%

* This is based on patients treated on this contract for their most recent course of treatment. Figures in italics indicate the base number of FP17s or Patient Questionnaire responses are less than 100. N/A is shown where the base number of responses is less than 10 during the period. % is calculated as Quantity/Base number*100

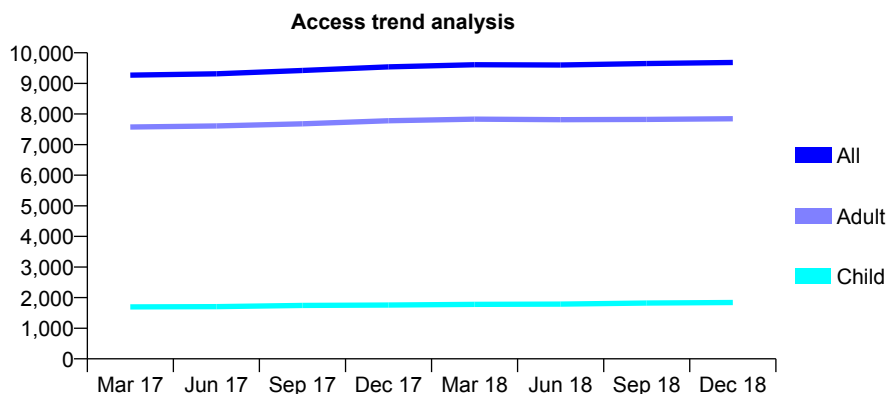
Q51 - Vital Signs At a Glance Contract Report for 157708/0001 - December 2018

Name or company name	Doncaster Dental Centre
Contract type name	GDS Contract
Purpose of contract	General and Orthodontic
Contract start date	01/09/2010
Contract end date	

18/19 Contracted general activity (UDA)	32,715
Carry forward general activity (UDA)	0
18/19 Contracted orthodontic activity (UOA)	630
Carry forward orthodontic activity (UOA)	0
Baseline contract value	£994,060.78

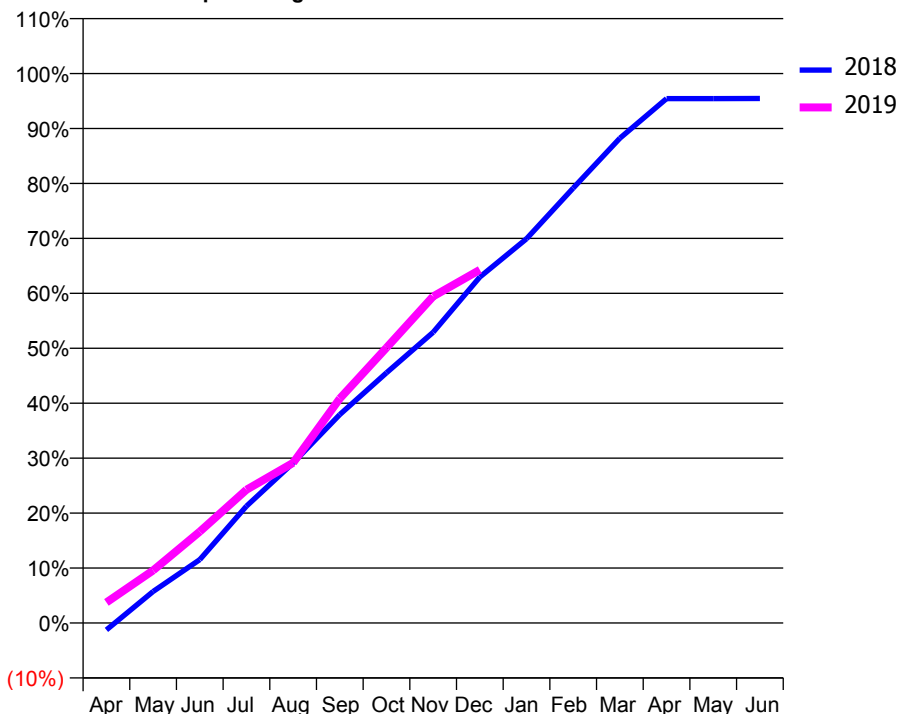
ACCESS*

Patients seen in 24 months	Total	Change since previous quarter
Quarter ending December 2017	9,540	
Quarter ending March 2018	9,611	→
Quarter ending June 2018	9,603	→
Quarter ending September 2018	9,648	→
Quarter ending December 2018	9,684	→
Variance since December 2017	1.5%	→



ACTIVITY

Cumulative percentage of contracted UDA delivered 2018 & 2019



Month	Adjusted Scheduled Activity (UDA)	
	2018	2019
April	-417	1,225
May	1,880	3,132
June	3,771	5,441
July	6,961	7,932
August	9,531	9,542
September	12,413	13,367
October	14,901	16,387
November	17,310	19,445
December	20,595	21,025
January	22,877	
February	25,895	
March	28,864	
April	31,217	
May	31,221	
June	31,231	

QUALITY

	Quantity	Base Number	Contract	AT	Region	England
% of FP17s for the same patient ID Re-attending within 3 months - Children	187	2,035	9.2%	9.4%	12.3%	11.8%
% of FP17s for the same patient ID Re-attending within 3 months - Adults	1,092	9,526	11.5%	13.5%	15.8%	15.6%
% of FP17s for the same patient ID Re-attending between 3 & 9 months - Children	1,214	2,035	59.7%	60.3%	60.1%	58.8%
% of FP17s for the same patient ID Re-attending between 3 & 9 months - Adults	6,286	9,526	66.0%	54.3%	53.3%	51.0%
% of FP17s for Band 1 Urgent Courses	644	10,798	6.0%	7.3%	9.0%	9.0%
% of FP17s Relating to Free Repair or Replacements	73	10,798	0.7%	1.1%	1.0%	0.8%
% of FP17s Relating to Continuations	184	10,798	1.7%	1.1%	1.0%	0.9%
% of Patients satisfied with the dentistry they have received	5	6	N/A	94.5%	93.8%	93.2%
% of Patients satisfied with the time they had to wait for an appointment	5	6	N/A	88.5%	89.4%	88.3%

* This is based on patients treated on this contract for their most recent course of treatment. Figures in italics indicate the base number of FP17s or Patient Questionnaire responses are less than 100. N/A is shown where the base number of responses is less than 10 during the period. % is calculated as Quantity/Base number*100

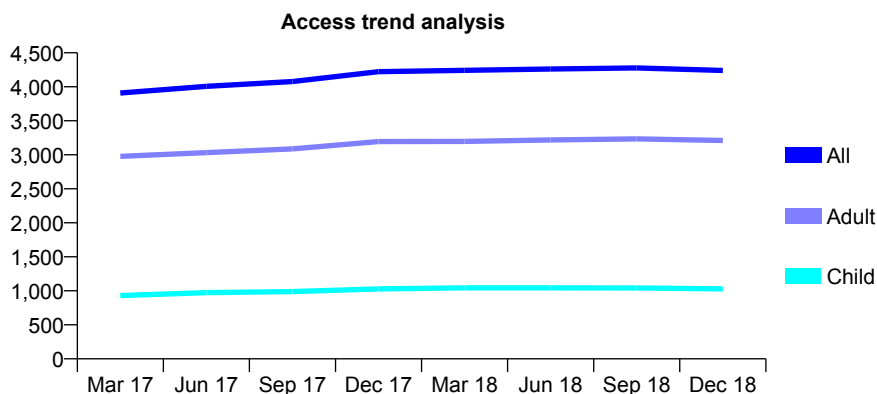
Q51 - Vital Signs At a Glance Contract Report for 158445/0001 - December 2018

Name or company name	Cudworth Dental Surgery Limited
Contract type name	GDS Contract
Purpose of contract	General
Contract start date	01/04/2014
Contract end date	

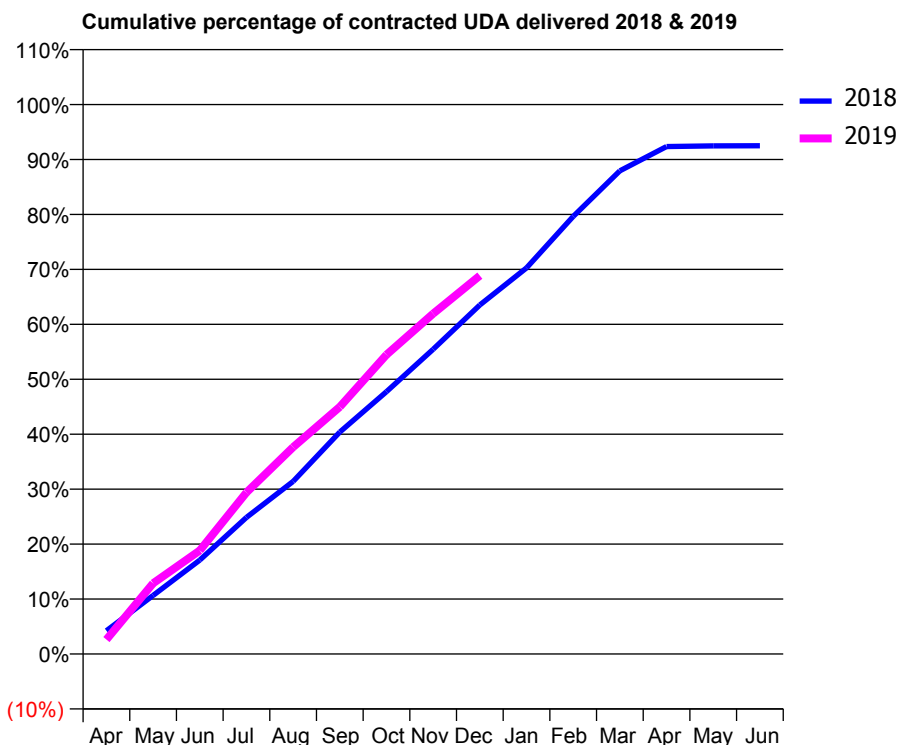
18/19 Contracted general activity (UDA)	13,414
Carry forward general activity (UDA)	0
18/19 Contracted orthodontic activity (UOA)	0
Carry forward orthodontic activity (UOA)	0
Baseline contract value	£478,729.43

ACCESS*

Patients seen in 24 months	Total	Change since previous quarter
Quarter ending December 2017	4,223	
Quarter ending March 2018	4,242	→
Quarter ending June 2018	4,262	→
Quarter ending September 2018	4,278	→
Quarter ending December 2018	4,240	→
Variance since December 2017	0.4%	→



ACTIVITY



Month	Adjusted Scheduled Activity (UDA)	
	2018	2019
April	568	352
May	1,430	1,727
June	2,293	2,529
July	3,336	3,942
August	4,212	5,052
September	5,417	6,032
October	6,405	7,305
November	7,440	8,307
December	8,520	9,237
January	9,425	
February	10,682	
March	11,796	
April	12,388	
May	12,403	
June	12,406	

QUALITY

	Quantity	Base Number	Contract	AT	Region	England
% of FP17s for the same patient ID Re-attending within 3 months - Children	178	1,234	14.4%	9.4%	12.3%	11.8%
% of FP17s for the same patient ID Re-attending within 3 months - Adults	425	3,104	13.7%	13.5%	15.8%	15.6%
% of FP17s for the same patient ID Re-attending between 3 & 9 months - Children	744	1,234	60.3%	60.3%	60.1%	58.8%
% of FP17s for the same patient ID Re-attending between 3 & 9 months - Adults	1,523	3,104	49.1%	54.3%	53.3%	51.0%
% of FP17s for Band 1 Urgent Courses	373	4,049	9.2%	7.3%	9.0%	9.0%
% of FP17s Relating to Free Repair or Replacements	39	4,049	1.0%	1.1%	1.0%	0.8%
% of FP17s Relating to Continuations	15	4,049	0.4%	1.1%	1.0%	0.9%
% of Patients satisfied with the dentistry they have received	1	1	N/A	94.5%	93.8%	93.2%
% of Patients satisfied with the time they had to wait for an appointment	1	1	N/A	88.5%	89.4%	88.3%

* This is based on patients treated on this contract for their most recent course of treatment. Figures in italics indicate the base number of FP17s or Patient Questionnaire responses are less than 100. N/A is shown where the base number of responses is less than 10 during the period. % is calculated as Quantity/Base number*100

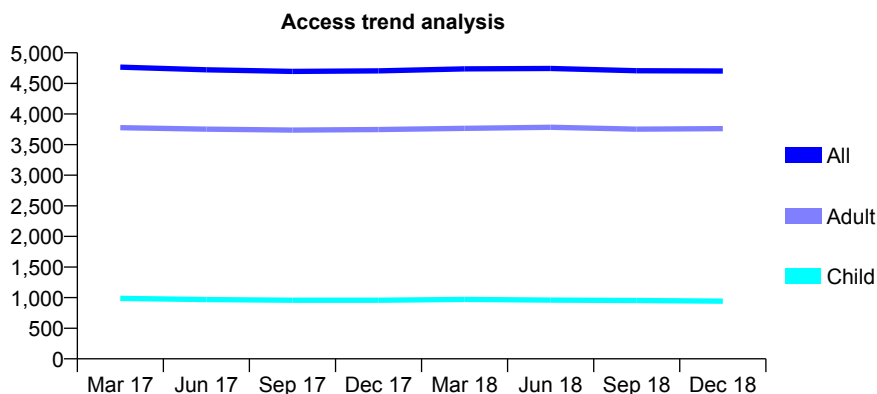
Q51 - Vital Signs At a Glance Contract Report for 158577/0001 - December 2018

Name or company name	Ridgeway Dental Practice
Contract type name	GDS Contract
Purpose of contract	General
Contract start date	01/07/2013
Contract end date	

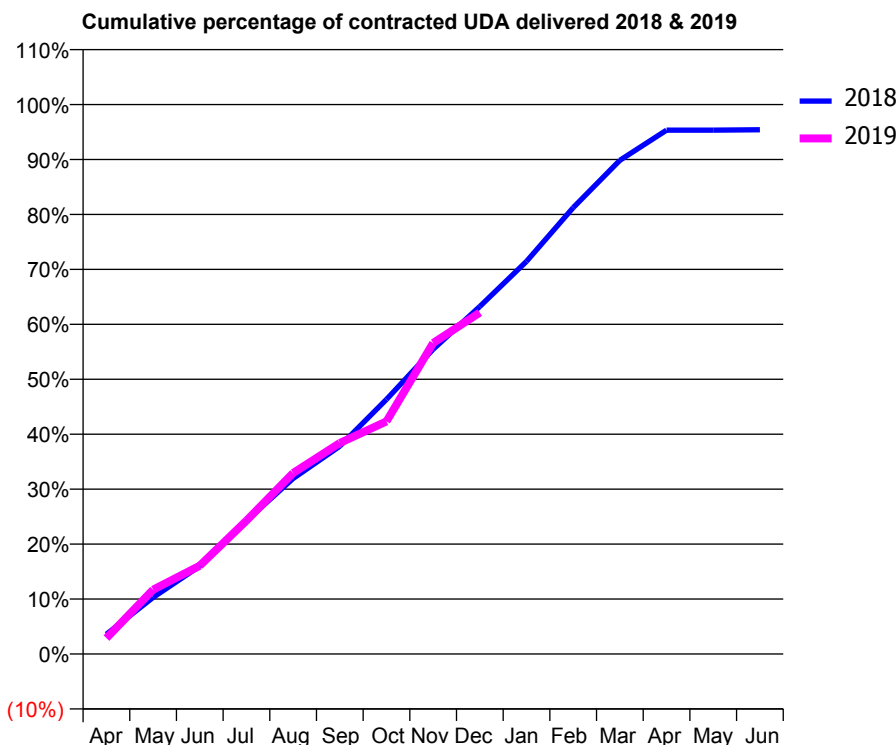
18/19 Contracted general activity (UDA)	14,089
Carry forward general activity (UDA)	0
18/19 Contracted orthodontic activity (UOA)	0
Carry forward orthodontic activity (UOA)	0
Baseline contract value	£459,236.13

ACCESS*

Patients seen in 24 months	Total	Change since previous quarter
Quarter ending December 2017	4,704	
Quarter ending March 2018	4,737	→
Quarter ending June 2018	4,743	→
Quarter ending September 2018	4,706	→
Quarter ending December 2018	4,703	→
Variance since December 2017	(0.0%)	→



ACTIVITY



Month	Adjusted Scheduled Activity (UDA)	
	2018	2019
April	508	410
May	1,453	1,651
June	2,253	2,266
July	3,416	3,421
August	4,502	4,642
September	5,328	5,411
October	6,529	5,964
November	7,814	7,973
December	8,913	8,756
January	10,067	
February	11,446	
March	12,660	
April	13,430	
May	13,432	
June	13,441	

QUALITY

	Quantity	Base Number	Contract	AT	Region	England
% of FP17s for the same patient ID Re-attending within 3 months - Children	99	1,182	8.4%	9.4%	12.3%	11.8%
% of FP17s for the same patient ID Re-attending within 3 months - Adults	423	4,273	9.9%	13.5%	15.8%	15.6%
% of FP17s for the same patient ID Re-attending between 3 & 9 months - Children	821	1,182	69.5%	60.3%	60.1%	58.8%
% of FP17s for the same patient ID Re-attending between 3 & 9 months - Adults	2,978	4,273	69.7%	54.3%	53.3%	51.0%
% of FP17s for Band 1 Urgent Courses	160	5,073	3.2%	7.3%	9.0%	9.0%
% of FP17s Relating to Free Repair or Replacements	38	5,073	0.7%	1.1%	1.0%	0.8%
% of FP17s Relating to Continuations	46	5,073	0.9%	1.1%	1.0%	0.9%
% of Patients satisfied with the dentistry they have received	3	4	N/A	94.5%	93.8%	93.2%
% of Patients satisfied with the time they had to wait for an appointment	2	4	N/A	88.5%	89.4%	88.3%

* This is based on patients treated on this contract for their most recent course of treatment. Figures in italics indicate the base number of FP17s or Patient Questionnaire responses are less than 100. N/A is shown where the base number of responses is less than 10 during the period. % is calculated as Quantity/Base number*100

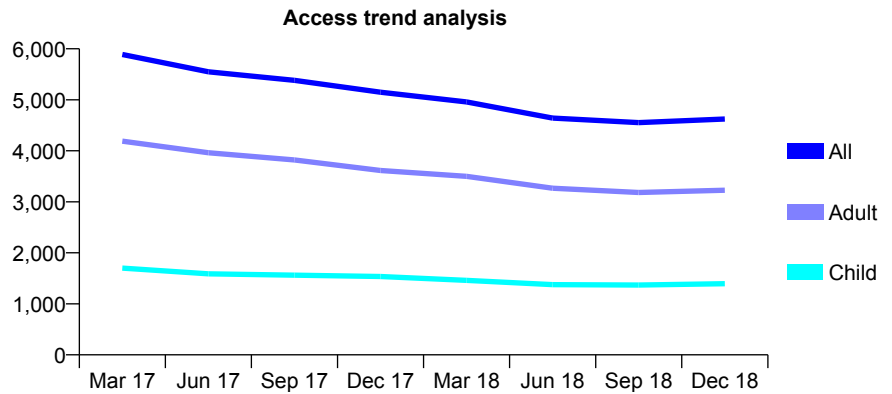
Q51 - Vital Signs At a Glance Contract Report for 159026/0001 - December 2018

Name or company name	SLS DentalCare Ltd
Contract type name	GDS Contract
Purpose of contract	General
Contract start date	01/04/2010
Contract end date	

18/19 Contracted general activity (UDA)	18,400
Carry forward general activity (UDA)	0
18/19 Contracted orthodontic activity (UOA)	0
Carry forward orthodontic activity (UOA)	0
Baseline contract value	£532,946.55

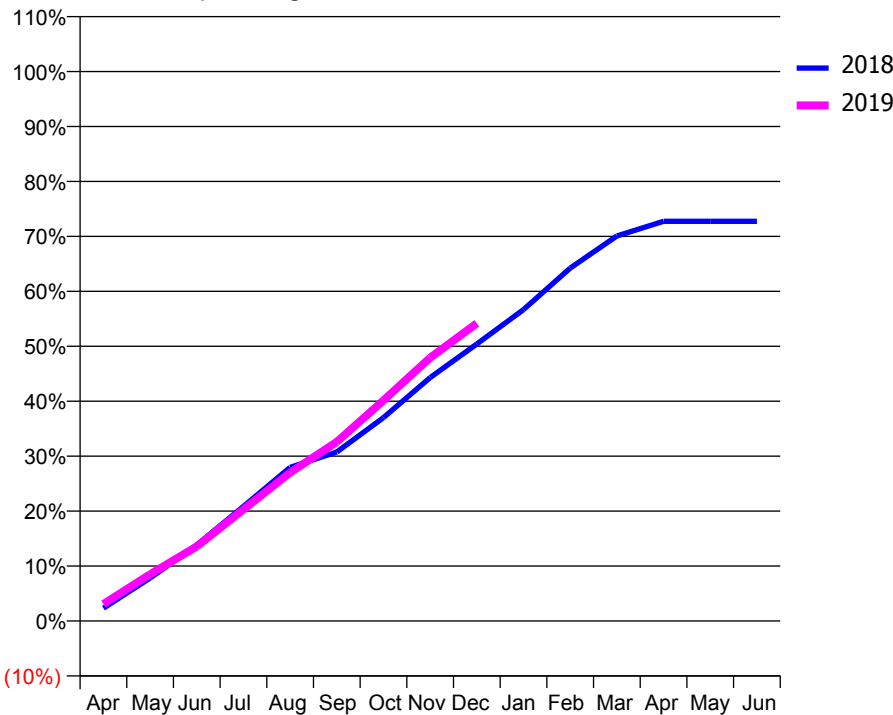
ACCESS*

Patients seen in 24 months	Total	Change since previous quarter
Quarter ending December 2017	5,149	
Quarter ending March 2018	4,959	↓
Quarter ending June 2018	4,643	↓
Quarter ending September 2018	4,552	↓
Quarter ending December 2018	4,624	→
Variance since December 2017	(10.2%)	↓



ACTIVITY

Cumulative percentage of contracted UDA delivered 2018 & 2019



Month	Adjusted Scheduled Activity (UDA)	
	2018	2019
April	429	570
May	1,441	1,567
June	2,549	2,499
July	3,836	3,736
August	5,147	4,974
September	5,661	6,000
October	6,812	7,388
November	8,153	8,816
December	9,276	9,970
January	10,427	
February	11,816	
March	12,894	
April	13,386	
May	13,386	
June	13,386	

QUALITY

	Quantity	Base Number	Contract	AT	Region	England
% of FP17s for the same patient ID Re-attending within 3 months - Children	95	1,477	6.4%	9.4%	12.3%	11.8%
% of FP17s for the same patient ID Re-attending within 3 months - Adults	372	3,410	10.9%	13.5%	15.8%	15.6%
% of FP17s for the same patient ID Re-attending between 3 & 9 months - Children	766	1,477	51.9%	60.3%	60.1%	58.8%
% of FP17s for the same patient ID Re-attending between 3 & 9 months - Adults	1,787	3,410	52.4%	54.3%	53.3%	51.0%
% of FP17s for Band 1 Urgent Courses	234	4,701	5.0%	7.3%	9.0%	9.0%
% of FP17s Relating to Free Repair or Replacements	29	4,701	0.6%	1.1%	1.0%	0.8%
% of FP17s Relating to Continuations	82	4,701	1.7%	1.1%	1.0%	0.9%
% of Patients satisfied with the dentistry they have received	2	2	N/A	94.5%	93.8%	93.2%
% of Patients satisfied with the time they had to wait for an appointment	2	2	N/A	88.5%	89.4%	88.3%

* This is based on patients treated on this contract for their most recent course of treatment. Figures in italics indicate the base number of FP17s or Patient Questionnaire responses are less than 100. N/A is shown where the base number of responses is less than 10 during the period. % is calculated as Quantity/Base number*100

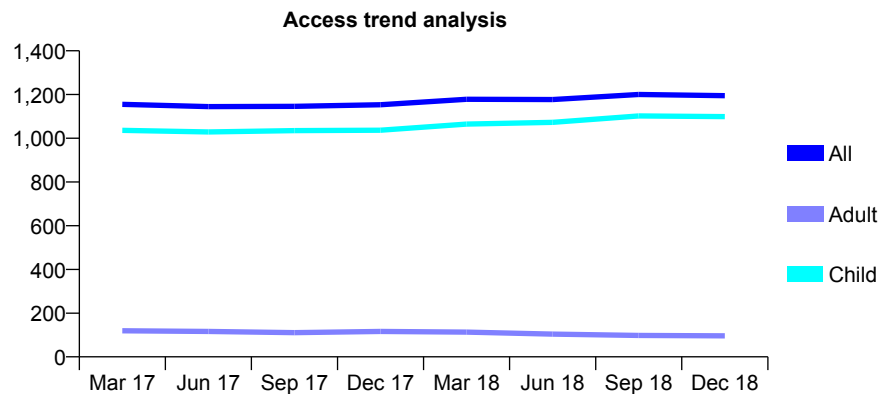
Q51 - Vital Signs At a Glance Contract Report for 159603/0001 - December 2018

Name or company name	GHB
Contract type name	GDS Contract
Purpose of contract	General
Contract start date	01/04/2012
Contract end date	

18/19 Contracted general activity (UDA)	2,915
Carry forward general activity (UDA)	92
18/19 Contracted orthodontic activity (UOA)	0
Carry forward orthodontic activity (UOA)	0
Baseline contract value	£56,548.08

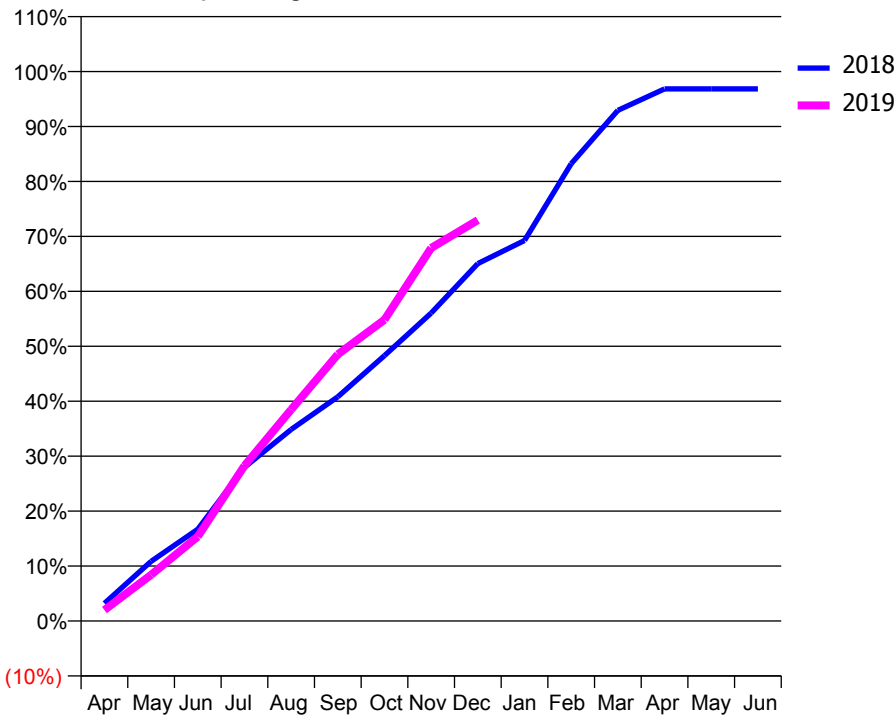
ACCESS*

Patients seen in 24 months	Total	Change since previous quarter
Quarter ending December 2017	1,153	
Quarter ending March 2018	1,178	↑
Quarter ending June 2018	1,177	→
Quarter ending September 2018	1,200	→
Quarter ending December 2018	1,195	→
Variance since December 2017	3.6%	↑



ACTIVITY

Cumulative percentage of contracted UDA delivered 2018 & 2019



Month	Adjusted Scheduled Activity (UDA)	
	2018	2019
April	93	59
May	316	245
June	487	448
July	815	823
August	1,016	1,121
September	1,189	1,414
October	1,408	1,598
November	1,633	1,979
December	1,896	2,127
January	2,019	
February	2,426	
March	2,709	
April	2,823	
May	2,823	
June	2,823	

QUALITY

	Quantity	Base Number	Contract	AT	Region	England
% of FP17s for the same patient ID Re-attending within 3 months - Children	153	1,337	11.4%	9.4%	12.3%	11.8%
% of FP17s for the same patient ID Re-attending within 3 months - Adults	0	0	N/A	13.5%	15.8%	15.6%
% of FP17s for the same patient ID Re-attending between 3 & 9 months - Children	803	1,337	60.1%	60.3%	60.1%	58.8%
% of FP17s for the same patient ID Re-attending between 3 & 9 months - Adults	0	0	N/A	54.3%	53.3%	51.0%
% of FP17s for Band 1 Urgent Courses	58	1,283	4.5%	7.3%	9.0%	9.0%
% of FP17s Relating to Free Repair or Replacements	0	1,283	0.0%	1.1%	1.0%	0.8%
% of FP17s Relating to Continuations	31	1,283	2.4%	1.1%	1.0%	0.9%
% of Patients satisfied with the dentistry they have received	0	0	N/A	94.5%	93.8%	93.2%
% of Patients satisfied with the time they had to wait for an appointment	0	0	N/A	88.5%	89.4%	88.3%

* This is based on patients treated on this contract for their most recent course of treatment. Figures in italics indicate the base number of FP17s or Patient Questionnaire responses are less than 100. N/A is shown where the base number of responses is less than 10 during the period. % is calculated as Quantity/Base number*100

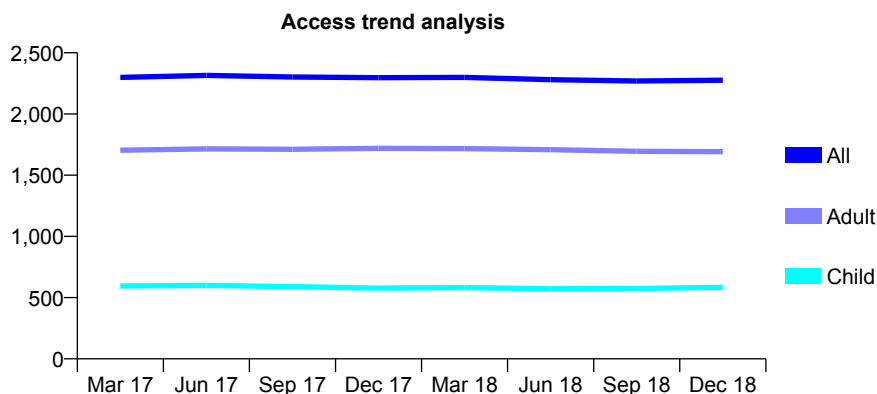
Q51 - Vital Signs At a Glance Contract Report for 160938/0001 - December 2018

Name or company name	Woodseats Dental Care
Contract type name	GDS Contract
Purpose of contract	General
Contract start date	01/04/2006
Contract end date	

18/19 Contracted general activity (UDA)	6,275
Carry forward general activity (UDA)	0
18/19 Contracted orthodontic activity (UOA)	0
Carry forward orthodontic activity (UOA)	0
Baseline contract value	£154,071.01

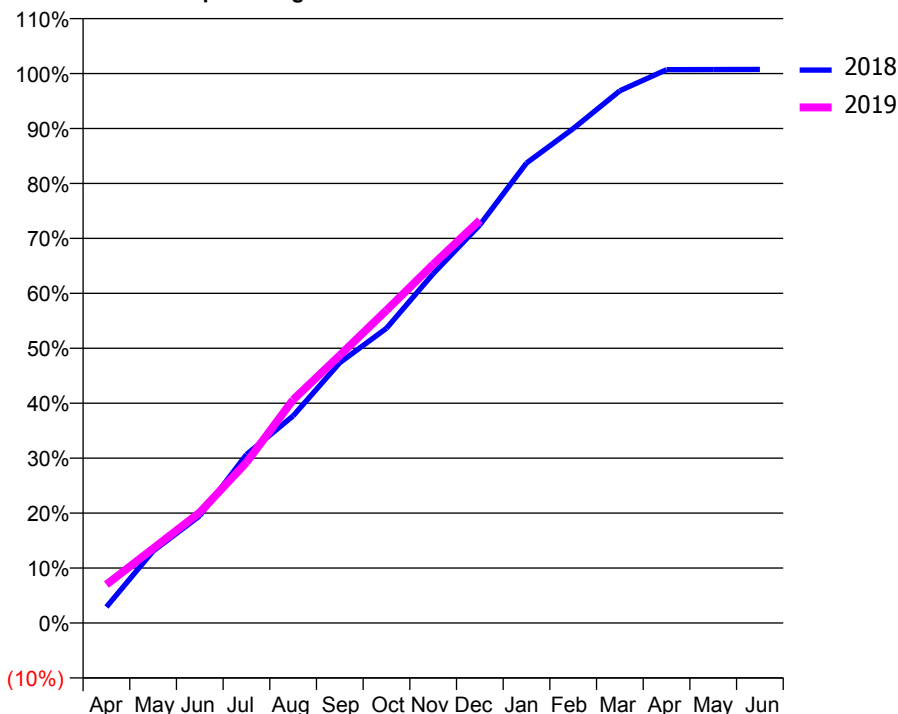
ACCESS*

Patients seen in 24 months	Total	Change since previous quarter
Quarter ending December 2017	2,297	
Quarter ending March 2018	2,299	→
Quarter ending June 2018	2,281	→
Quarter ending September 2018	2,270	→
Quarter ending December 2018	2,276	→
Variance since December 2017	(0.9%)	→



ACTIVITY

Cumulative percentage of contracted UDA delivered 2018 & 2019



Month	Adjusted Scheduled Activity (UDA)	
	2018	2019
April	184	440
May	822	850
June	1,225	1,263
July	1,924	1,834
August	2,365	2,550
September	2,974	3,058
October	3,367	3,572
November	3,989	4,095
December	4,546	4,600
January	5,252	
February	5,646	
March	6,078	
April	6,319	
May	6,321	
June	6,322	

QUALITY

	Quantity	Base Number	Contract	AT	Region	England
% of FP17s for the same patient ID Re-attending within 3 months - Children	50	703	7.1%	9.4%	12.3%	11.8%
% of FP17s for the same patient ID Re-attending within 3 months - Adults	301	2,111	14.3%	13.5%	15.8%	15.6%
% of FP17s for the same patient ID Re-attending between 3 & 9 months - Children	420	703	59.7%	60.3%	60.1%	58.8%
% of FP17s for the same patient ID Re-attending between 3 & 9 months - Adults	1,400	2,111	66.3%	54.3%	53.3%	51.0%
% of FP17s for Band 1 Urgent Courses	89	2,698	3.3%	7.3%	9.0%	9.0%
% of FP17s Relating to Free Repair or Replacements	7	2,698	0.3%	1.1%	1.0%	0.8%
% of FP17s Relating to Continuations	12	2,698	0.4%	1.1%	1.0%	0.9%
% of Patients satisfied with the dentistry they have received	4	4	N/A	94.5%	93.8%	93.2%
% of Patients satisfied with the time they had to wait for an appointment	4	4	N/A	88.5%	89.4%	88.3%

* This is based on patients treated on this contract for their most recent course of treatment. Figures in italics indicate the base number of FP17s or Patient Questionnaire responses are less than 100. N/A is shown where the base number of responses is less than 10 during the period. % is calculated as Quantity/Base number*100

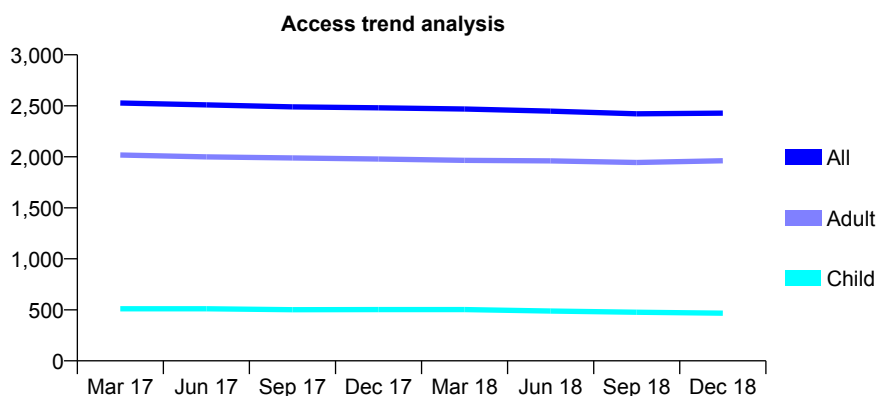
Q51 - Vital Signs At a Glance Contract Report for 161772/0001 - December 2018

Name or company name	J G Lafferty & N C Dalton
Contract type name	GDS Contract
Purpose of contract	General
Contract start date	01/04/2006
Contract end date	

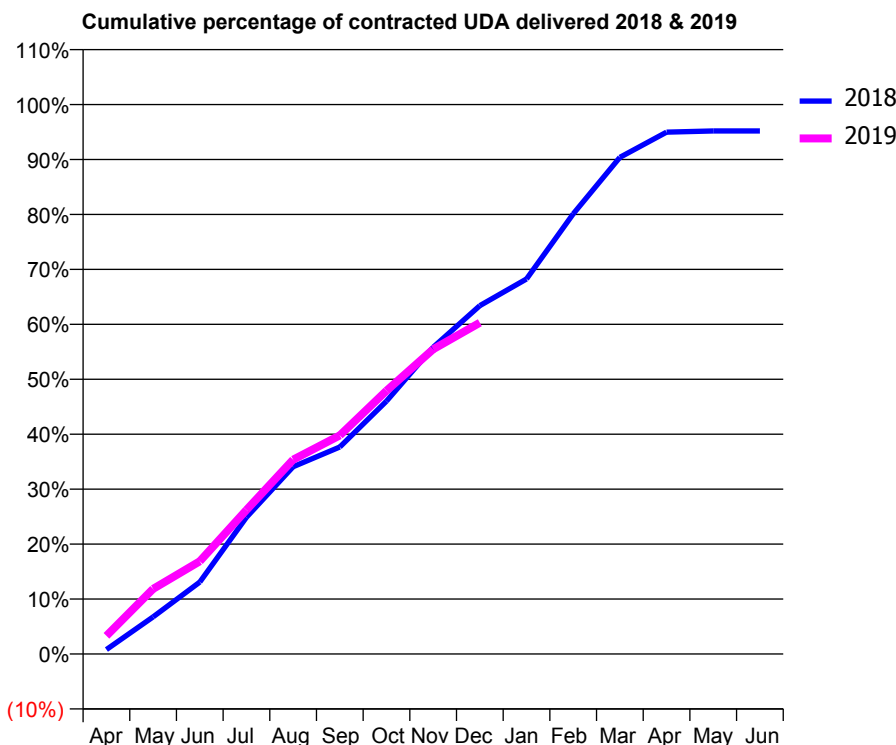
18/19 Contracted general activity (UDA)	8,857
Carry forward general activity (UDA)	0
18/19 Contracted orthodontic activity (UOA)	0
Carry forward orthodontic activity (UOA)	0
Baseline contract value	£242,217.26

ACCESS*

Patients seen in 24 months	Total	Change since previous quarter
Quarter ending December 2017	2,481	
Quarter ending March 2018	2,469	→
Quarter ending June 2018	2,448	→
Quarter ending September 2018	2,422	↓
Quarter ending December 2018	2,428	→
Variance since December 2017	(2.1%)	↓



ACTIVITY



Month	Adjusted Scheduled Activity (UDA)	
	2018	2019
April	72	293
May	599	1,051
June	1,160	1,495
July	2,205	2,323
August	3,018	3,133
September	3,338	3,523
October	4,075	4,245
November	4,944	4,913
December	5,615	5,341
January	6,045	
February	7,094	
March	8,005	
April	8,411	
May	8,431	
June	8,431	

QUALITY

	Quantity	Base Number	Contract	AT	Region	England
% of FP17s for the same patient ID Re-attending within 3 months - Children	29	626	4.6%	9.4%	12.3%	11.8%
% of FP17s for the same patient ID Re-attending within 3 months - Adults	391	2,985	13.1%	13.5%	15.8%	15.6%
% of FP17s for the same patient ID Re-attending between 3 & 9 months - Children	494	626	78.9%	60.3%	60.1%	58.8%
% of FP17s for the same patient ID Re-attending between 3 & 9 months - Adults	2,371	2,985	79.4%	54.3%	53.3%	51.0%
% of FP17s for Band 1 Urgent Courses	128	3,395	3.8%	7.3%	9.0%	9.0%
% of FP17s Relating to Free Repair or Replacements	39	3,395	1.1%	1.1%	1.0%	0.8%
% of FP17s Relating to Continuations	6	3,395	0.2%	1.1%	1.0%	0.9%
% of Patients satisfied with the dentistry they have received	3	3	N/A	94.5%	93.8%	93.2%
% of Patients satisfied with the time they had to wait for an appointment	3	3	N/A	88.5%	89.4%	88.3%

* This is based on patients treated on this contract for their most recent course of treatment. Figures in italics indicate the base number of FP17s or Patient Questionnaire responses are less than 100. N/A is shown where the base number of responses is less than 10 during the period. % is calculated as Quantity/Base number*100

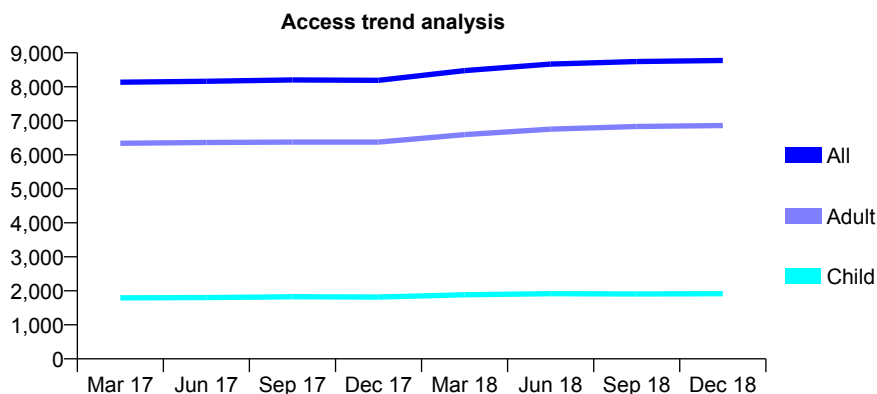
Q51 - Vital Signs At a Glance Contract Report for 162949/0001 - December 2018

Name or company name	Yorkshire and Humberside CDA Ltd t/a Ger
Contract type name	GDS Contract
Purpose of contract	General
Contract start date	01/09/2008
Contract end date	

18/19 Contracted general activity (UDA)	27,279
Carry forward general activity (UDA)	0
18/19 Contracted orthodontic activity (UOA)	0
Carry forward orthodontic activity (UOA)	0
Baseline contract value	£784,953.53

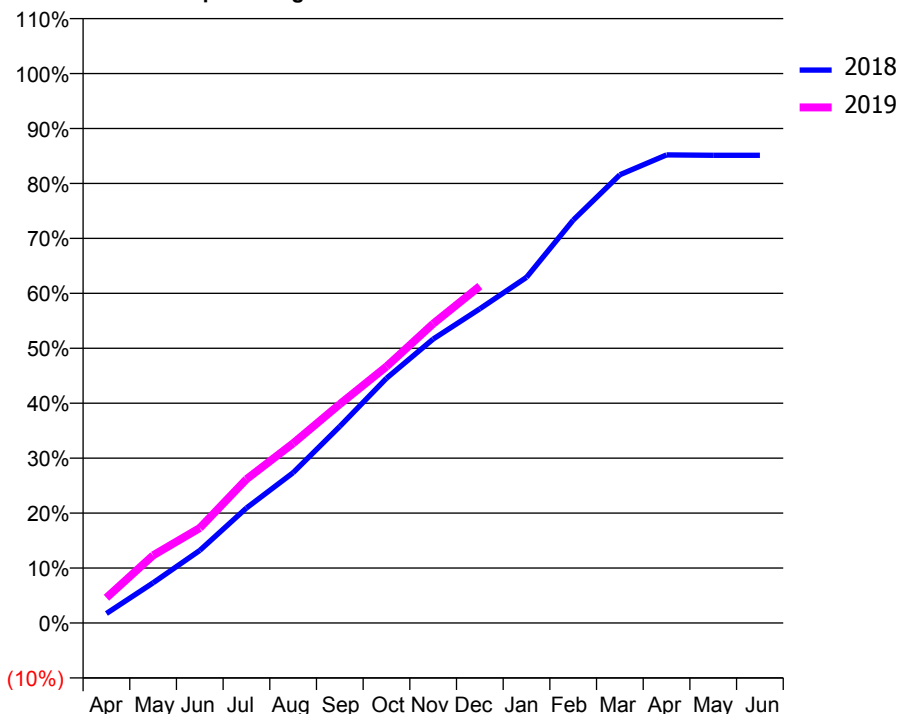
ACCESS*

Patients seen in 24 months	Total	Change since previous quarter
Quarter ending December 2017	8,192	
Quarter ending March 2018	8,478	↑
Quarter ending June 2018	8,670	↑
Quarter ending September 2018	8,742	→
Quarter ending December 2018	8,773	→
Variance since December 2017	7.1%	↑



ACTIVITY

Cumulative percentage of contracted UDA delivered 2018 & 2019



Month	Adjusted Scheduled Activity (UDA)	
	2018	2019
April	471	1,257
May	1,996	3,363
June	3,605	4,719
July	5,711	7,140
August	7,465	8,920
September	9,760	10,866
October	12,149	12,734
November	14,100	14,856
December	15,599	16,724
January	17,163	
February	19,999	
March	22,253	
April	23,237	
May	23,216	
June	23,218	

QUALITY

	Quantity	Base Number	Contract	AT	Region	England
% of FP17s for the same patient ID Re-attending within 3 months - Children	225	2,343	9.6%	9.4%	12.3%	11.8%
% of FP17s for the same patient ID Re-attending within 3 months - Adults	977	7,246	13.5%	13.5%	15.8%	15.6%
% of FP17s for the same patient ID Re-attending between 3 & 9 months - Children	1,543	2,343	65.9%	60.3%	60.1%	58.8%
% of FP17s for the same patient ID Re-attending between 3 & 9 months - Adults	4,178	7,246	57.7%	54.3%	53.3%	51.0%
% of FP17s for Band 1 Urgent Courses	853	8,566	10.0%	7.3%	9.0%	9.0%
% of FP17s Relating to Free Repair or Replacements	79	8,566	0.9%	1.1%	1.0%	0.8%
% of FP17s Relating to Continuations	12	8,566	0.1%	1.1%	1.0%	0.9%
% of Patients satisfied with the dentistry they have received	3	3	N/A	94.5%	93.8%	93.2%
% of Patients satisfied with the time they had to wait for an appointment	3	3	N/A	88.5%	89.4%	88.3%

* This is based on patients treated on this contract for their most recent course of treatment. Figures in italics indicate the base number of FP17s or Patient Questionnaire responses are less than 100. N/A is shown where the base number of responses is less than 10 during the period. % is calculated as Quantity/Base number*100

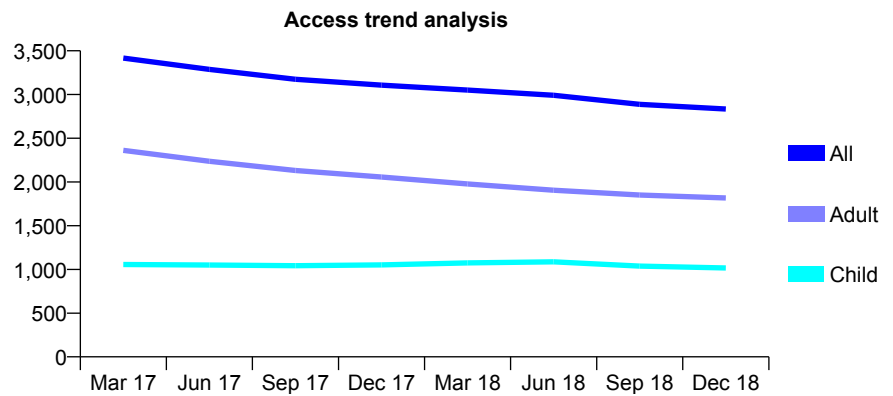
Q51 - Vital Signs At a Glance Contract Report for 162949/0002 - December 2018

Name or company name	Lowedges Dental Care Limited
Contract type name	GDS Contract
Purpose of contract	General
Contract start date	16/12/2008
Contract end date	

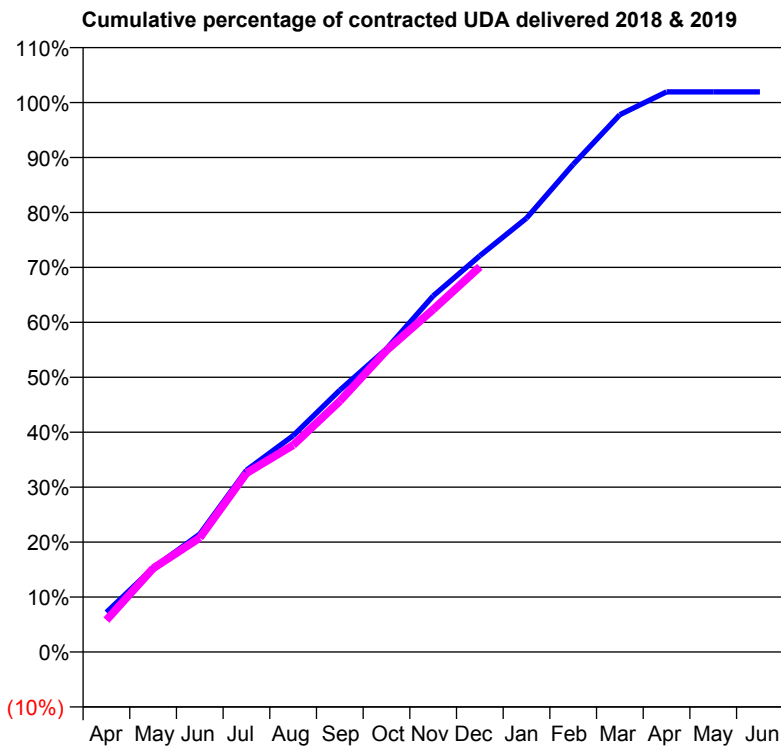
18/19 Contracted general activity (UDA)	11,332
Carry forward general activity (UDA)	-220
18/19 Contracted orthodontic activity (UOA)	0
Carry forward orthodontic activity (UOA)	0
Baseline contract value	£349,525.01

ACCESS*

Patients seen in 24 months	Total	Change since previous quarter
Quarter ending December 2017	3,108	
Quarter ending March 2018	3,051	↓
Quarter ending June 2018	2,992	↓
Quarter ending September 2018	2,888	↓
Quarter ending December 2018	2,834	↓
Variance since December 2017	(8.8%)	↓



ACTIVITY



Month	Adjusted Scheduled Activity (UDA)	
	2018	2019
April	819	659
May	1,733	1,726
June	2,434	2,355
July	3,750	3,690
August	4,462	4,266
September	5,400	5,175
October	6,252	6,220
November	7,344	7,064
December	8,172	7,942
January	8,948	
February	10,055	
March	11,081	
April	11,551	
May	11,552	
June	11,552	

QUALITY

	Quantity	Base Number	Contract	AT	Region	England
% of FP17s for the same patient ID Re-attending within 3 months - Children	95	1,241	7.7%	9.4%	12.3%	11.8%
% of FP17s for the same patient ID Re-attending within 3 months - Adults	318	1,993	16.0%	13.5%	15.8%	15.6%
% of FP17s for the same patient ID Re-attending between 3 & 9 months - Children	771	1,241	62.1%	60.3%	60.1%	58.8%
% of FP17s for the same patient ID Re-attending between 3 & 9 months - Adults	1,144	1,993	57.4%	54.3%	53.3%	51.0%
% of FP17s for Band 1 Urgent Courses	207	3,055	6.8%	7.3%	9.0%	9.0%
% of FP17s Relating to Free Repair or Replacements	47	3,055	1.5%	1.1%	1.0%	0.8%
% of FP17s Relating to Continuations	48	3,055	1.6%	1.1%	1.0%	0.9%
% of Patients satisfied with the dentistry they have received	1	1	N/A	94.5%	93.8%	93.2%
% of Patients satisfied with the time they had to wait for an appointment	1	1	N/A	88.5%	89.4%	88.3%

* This is based on patients treated on this contract for their most recent course of treatment. Figures in italics indicate the base number of FP17s or Patient Questionnaire responses are less than 100. N/A is shown where the base number of responses is less than 10 during the period. % is calculated as Quantity/Base number*100

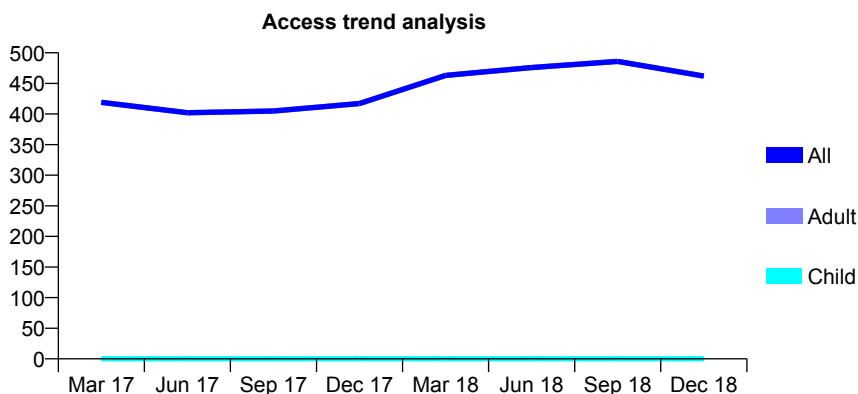
Q51 - Vital Signs At a Glance Contract Report for 162949/0003 - December 2018

Name or company name	Lowedges Dental Care Limited
Contract type name	GDS Contract
Purpose of contract	General
Contract start date	16/12/2008
Contract end date	

18/19 Contracted general activity (UDA)	1,330
Carry forward general activity (UDA)	0
18/19 Contracted orthodontic activity (UOA)	0
Carry forward orthodontic activity (UOA)	0
Baseline contract value	£71,043.66

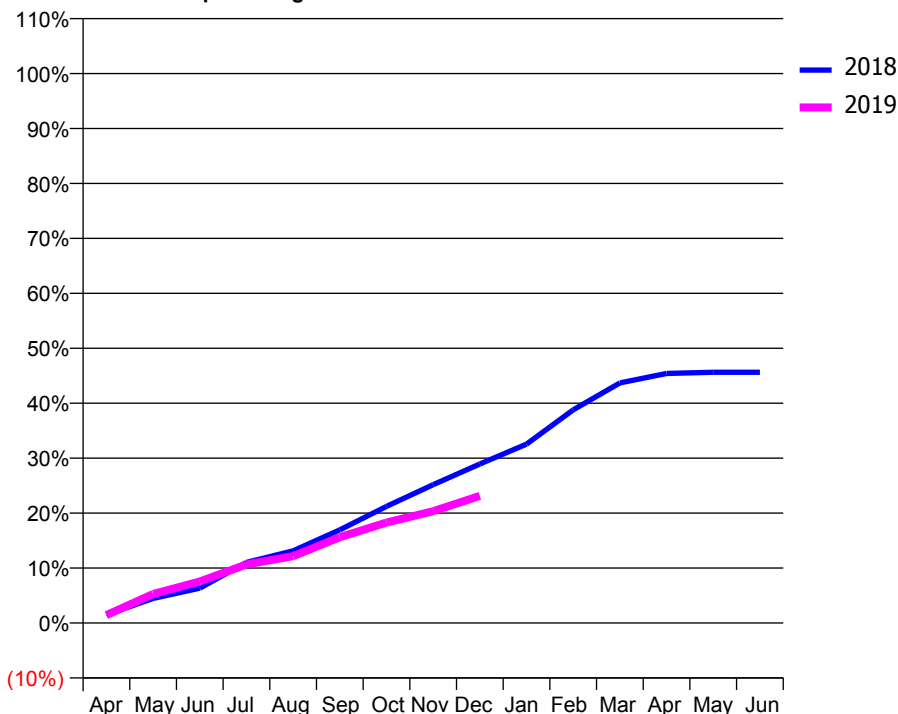
ACCESS*

Patients seen in 24 months	Total	Change since previous quarter
Quarter ending December 2017	417	
Quarter ending March 2018	463	↑
Quarter ending June 2018	476	↑
Quarter ending September 2018	486	↑
Quarter ending December 2018	462	↓
Variance since December 2017	10.8%	↑



ACTIVITY

Cumulative percentage of contracted UDA delivered 2018 & 2019



Month	Adjusted Scheduled Activity (UDA)	
	2018	2019
April	20	19
May	59	70
June	84	100
July	147	142
August	175	162
September	225	208
October	282	243
November	335	271
December	385	308
January	433	
February	516	
March	581	
April	604	
May	607	
June	607	

QUALITY

	Quantity	Base Number	Contract	AT	Region	England
% of FP17s for the same patient ID Re-attending within 3 months - Children	0	0	N/A	9.4%	12.3%	11.8%
% of FP17s for the same patient ID Re-attending within 3 months - Adults	6	218	2.8%	13.5%	15.8%	15.6%
% of FP17s for the same patient ID Re-attending between 3 & 9 months - Children	0	0	N/A	60.3%	60.1%	58.8%
% of FP17s for the same patient ID Re-attending between 3 & 9 months - Adults	12	218	5.5%	54.3%	53.3%	51.0%
% of FP17s for Band 1 Urgent Courses	8	205	3.9%	7.3%	9.0%	9.0%
% of FP17s Relating to Free Repair or Replacements	0	205	0.0%	1.1%	1.0%	0.8%
% of FP17s Relating to Continuations	3	205	1.5%	1.1%	1.0%	0.9%
% of Patients satisfied with the dentistry they have received	0	0	N/A	94.5%	93.8%	93.2%
% of Patients satisfied with the time they had to wait for an appointment	0	0	N/A	88.5%	89.4%	88.3%

* This is based on patients treated on this contract for their most recent course of treatment. Figures in italics indicate the base number of FP17s or Patient Questionnaire responses are less than 100. N/A is shown where the base number of responses is less than 10 during the period. % is calculated as Quantity/Base number*100

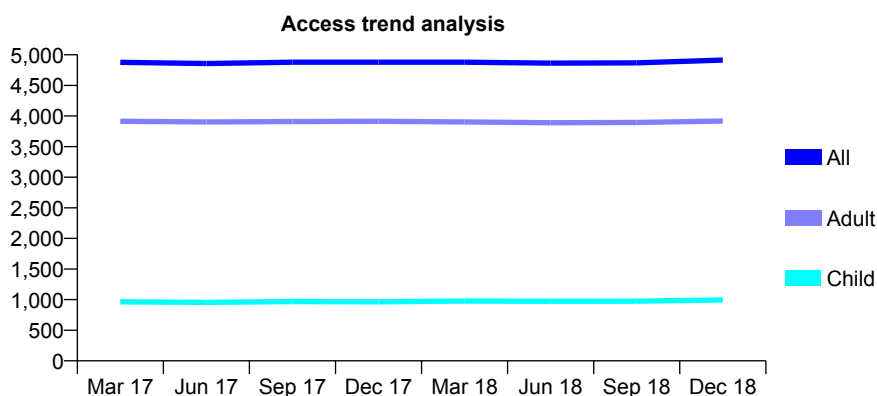
Q51 - Vital Signs At a Glance Contract Report for 163848/0001 - December 2018

Name or company name	Southfield Dental Practice Partnership
Contract type name	GDS Contract
Purpose of contract	General
Contract start date	01/10/2014
Contract end date	

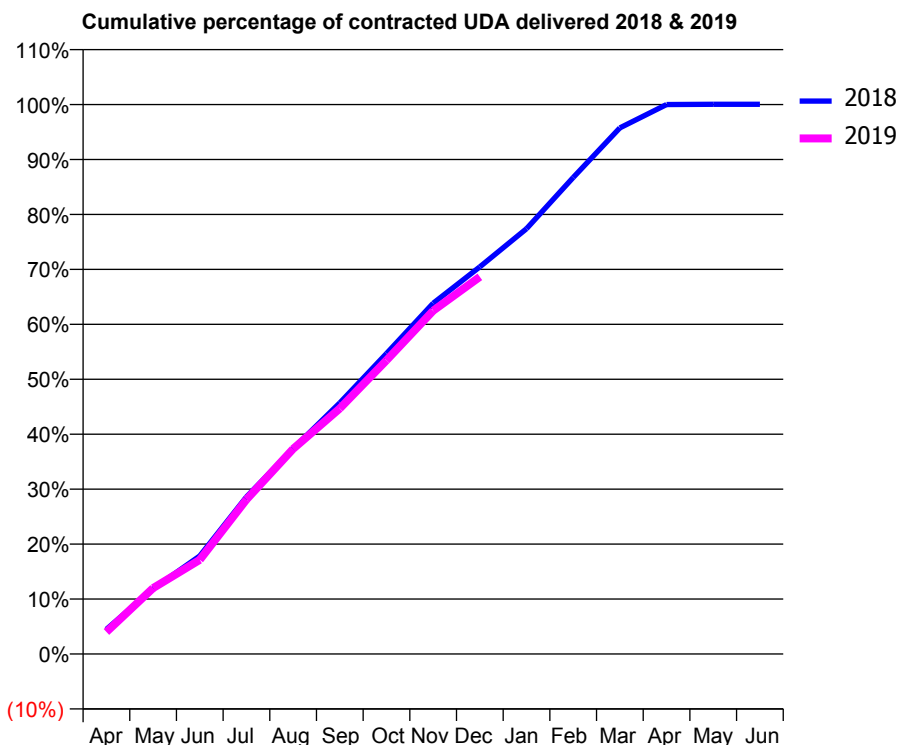
18/19 Contracted general activity (UDA)	13,801
Carry forward general activity (UDA)	-4
18/19 Contracted orthodontic activity (UOA)	0
Carry forward orthodontic activity (UOA)	0
Baseline contract value	£401,636.83

ACCESS*

Patients seen in 24 months	Total	Change since previous quarter
Quarter ending December 2017	4,879	
Quarter ending March 2018	4,879	→
Quarter ending June 2018	4,863	→
Quarter ending September 2018	4,869	→
Quarter ending December 2018	4,913	→
Variance since December 2017	0.7%	→



ACTIVITY



Month	Adjusted Scheduled Activity (UDA)	
	2018	2019
April	622	555
May	1,639	1,658
June	2,465	2,367
July	3,948	3,879
August	5,159	5,154
September	6,309	6,168
October	7,546	7,375
November	8,808	8,621
December	9,725	9,473
January	10,682	
February	11,969	
March	13,213	
April	13,799	
May	13,805	
June	13,805	

QUALITY

	Quantity	Base Number	Contract	AT	Region	England
% of FP17s for the same patient ID Re-attending within 3 months - Children	112	1,414	7.9%	9.4%	12.3%	11.8%
% of FP17s for the same patient ID Re-attending within 3 months - Adults	653	4,132	15.8%	13.5%	15.8%	15.6%
% of FP17s for the same patient ID Re-attending between 3 & 9 months - Children	1,052	1,414	74.4%	60.3%	60.1%	58.8%
% of FP17s for the same patient ID Re-attending between 3 & 9 months - Adults	1,593	4,132	38.6%	54.3%	53.3%	51.0%
% of FP17s for Band 1 Urgent Courses	267	5,266	5.1%	7.3%	9.0%	9.0%
% of FP17s Relating to Free Repair or Replacements	75	5,266	1.4%	1.1%	1.0%	0.8%
% of FP17s Relating to Continuations	116	5,266	2.2%	1.1%	1.0%	0.9%
% of Patients satisfied with the dentistry they have received	0	0	N/A	94.5%	93.8%	93.2%
% of Patients satisfied with the time they had to wait for an appointment	0	0	N/A	88.5%	89.4%	88.3%

* This is based on patients treated on this contract for their most recent course of treatment. Figures in italics indicate the base number of FP17s or Patient Questionnaire responses are less than 100. N/A is shown where the base number of responses is less than 10 during the period. % is calculated as Quantity/Base number*100

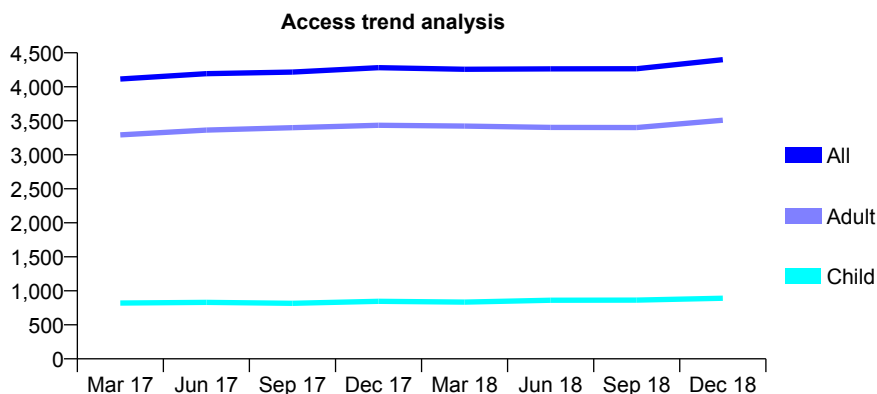
Q51 - Vital Signs At a Glance Contract Report for 166626/0001 - December 2018

Name or company name	Impressions Dental Care Limited
Contract type name	GDS Contract
Purpose of contract	General
Contract start date	01/11/2015
Contract end date	

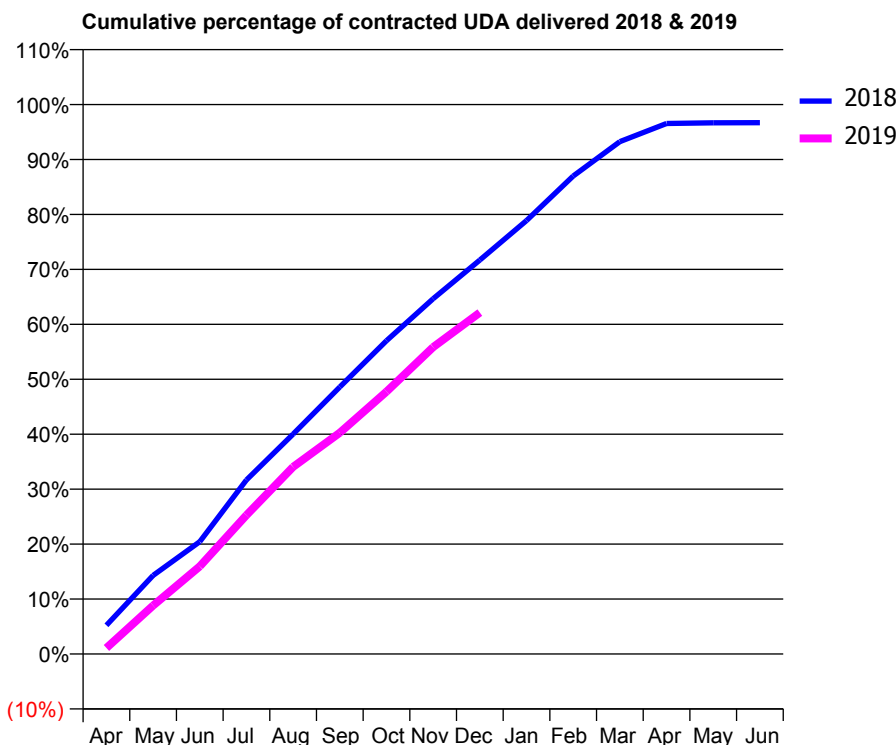
18/19 Contracted general activity (UDA)	13,344
Carry forward general activity (UDA)	441
18/19 Contracted orthodontic activity (UOA)	0
Carry forward orthodontic activity (UOA)	0
Baseline contract value	£388,328.45

ACCESS*

Patients seen in 24 months	Total	Change since previous quarter
Quarter ending December 2017	4,282	
Quarter ending March 2018	4,258	→
Quarter ending June 2018	4,263	→
Quarter ending September 2018	4,265	→
Quarter ending December 2018	4,399	↑
Variance since December 2017	2.7%	↑



ACTIVITY



Month	Adjusted Scheduled Activity (UDA)	
	2018	2019
April	698	149
May	1,907	1,178
June	2,727	2,130
July	4,227	3,373
August	5,341	4,544
September	6,486	5,373
October	7,608	6,372
November	8,628	7,453
December	9,569	8,292
January	10,526	
February	11,606	
March	12,442	
April	12,882	
May	12,899	
June	12,903	

QUALITY

	Quantity	Base Number	Contract	AT	Region	England
% of FP17s for the same patient ID Re-attending within 3 months - Children	87	1,072	8.1%	9.4%	12.3%	11.8%
% of FP17s for the same patient ID Re-attending within 3 months - Adults	796	4,357	18.3%	13.5%	15.8%	15.6%
% of FP17s for the same patient ID Re-attending between 3 & 9 months - Children	655	1,072	61.1%	60.3%	60.1%	58.8%
% of FP17s for the same patient ID Re-attending between 3 & 9 months - Adults	2,563	4,357	58.8%	54.3%	53.3%	51.0%
% of FP17s for Band 1 Urgent Courses	440	4,641	9.5%	7.3%	9.0%	9.0%
% of FP17s Relating to Free Repair or Replacements	87	4,641	1.9%	1.1%	1.0%	0.8%
% of FP17s Relating to Continuations	52	4,641	1.1%	1.1%	1.0%	0.9%
% of Patients satisfied with the dentistry they have received	2	2	N/A	94.5%	93.8%	93.2%
% of Patients satisfied with the time they had to wait for an appointment	2	2	N/A	88.5%	89.4%	88.3%

* This is based on patients treated on this contract for their most recent course of treatment. Figures in italics indicate the base number of FP17s or Patient Questionnaire responses are less than 100. N/A is shown where the base number of responses is less than 10 during the period. % is calculated as Quantity/Base number*100

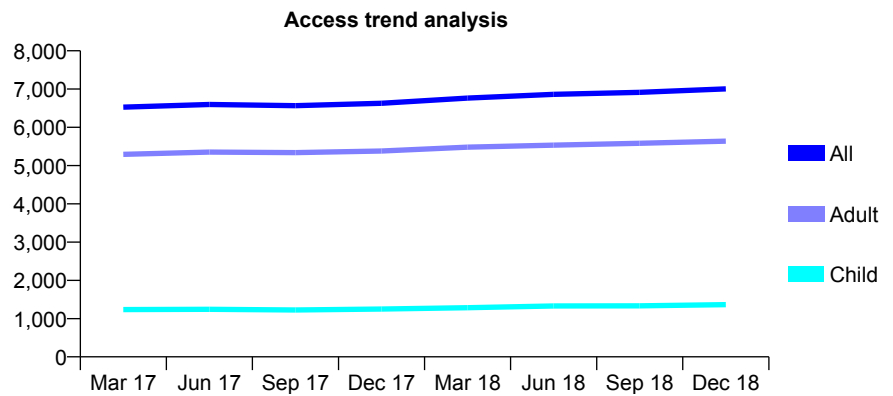
Q51 - Vital Signs At a Glance Contract Report for 166723/0001 - December 2018

Name or company name	Woodhouse Dental Practice
Contract type name	GDS Contract
Purpose of contract	General
Contract start date	01/04/2013
Contract end date	

18/19 Contracted general activity (UDA)	21,329
Carry forward general activity (UDA)	-39
18/19 Contracted orthodontic activity (UOA)	0
Carry forward orthodontic activity (UOA)	0
Baseline contract value	£623,893.69

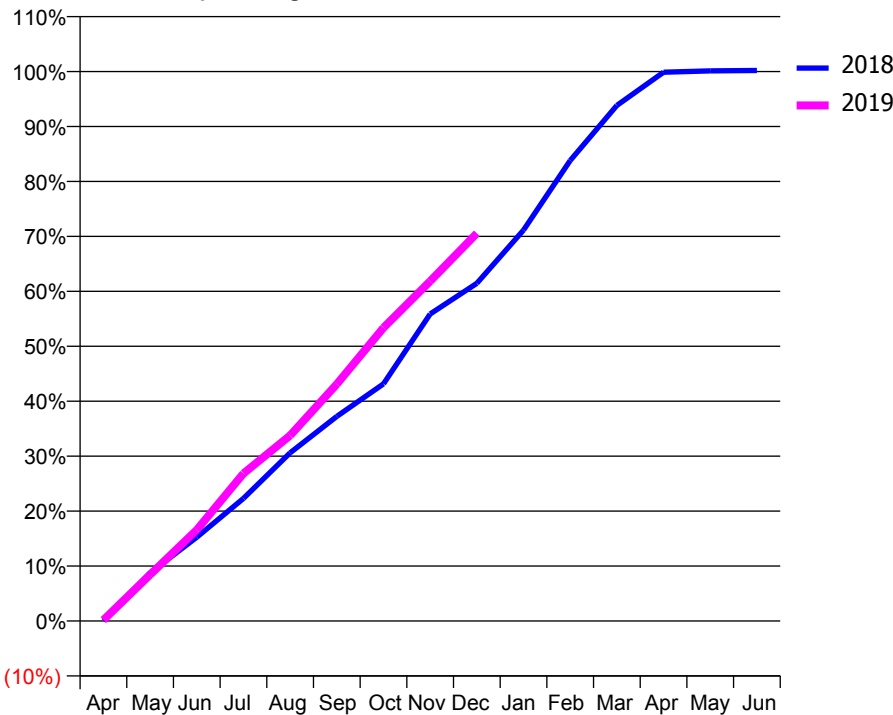
ACCESS*

Patients seen in 24 months	Total	Change since previous quarter
Quarter ending December 2017	6,630	
Quarter ending March 2018	6,764	↑
Quarter ending June 2018	6,863	→
Quarter ending September 2018	6,915	→
Quarter ending December 2018	7,005	→
Variance since December 2017	5.7%	↑



ACTIVITY

Cumulative percentage of contracted UDA delivered 2018 & 2019



Month	2018	2019
April	12	39
May	1,869	1,801
June	3,254	3,537
July	4,760	5,727
August	6,530	7,202
September	7,941	9,194
October	9,204	11,384
November	11,919	13,189
December	13,109	15,049
January	15,171	
February	17,872	
March	20,015	
April	21,304	
May	21,356	
June	21,368	

QUALITY

	Quantity	Base Number	Contract	AT	Region	England
% of FP17s for the same patient ID Re-attending within 3 months - Children	83	1,828	4.5%	9.4%	12.3%	11.8%
% of FP17s for the same patient ID Re-attending within 3 months - Adults	763	7,770	9.8%	13.5%	15.8%	15.6%
% of FP17s for the same patient ID Re-attending between 3 & 9 months - Children	1,312	1,828	71.8%	60.3%	60.1%	58.8%
% of FP17s for the same patient ID Re-attending between 3 & 9 months - Adults	5,806	7,770	74.7%	54.3%	53.3%	51.0%
% of FP17s for Band 1 Urgent Courses	310	8,332	3.7%	7.3%	9.0%	9.0%
% of FP17s Relating to Free Repair or Replacements	69	8,332	0.8%	1.1%	1.0%	0.8%
% of FP17s Relating to Continuations	71	8,332	0.9%	1.1%	1.0%	0.9%
% of Patients satisfied with the dentistry they have received	3	4	N/A	94.5%	93.8%	93.2%
% of Patients satisfied with the time they had to wait for an appointment	4	4	N/A	88.5%	89.4%	88.3%

* This is based on patients treated on this contract for their most recent course of treatment. Figures in italics indicate the base number of FP17s or Patient Questionnaire responses are less than 100. N/A is shown where the base number of responses is less than 10 during the period. % is calculated as Quantity/Base number*100

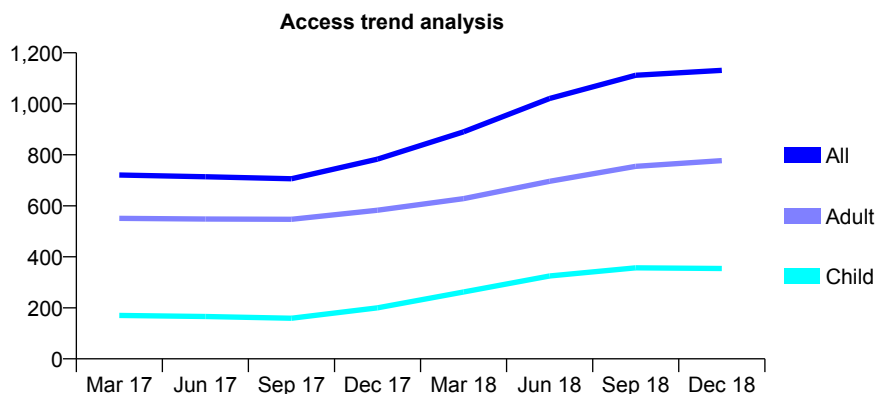
Q51 - Vital Signs At a Glance Contract Report for 166944/0004 - December 2018

Name or company name	Sheffield SPDCS
Contract type name	PDS Contract
Purpose of contract	General
Contract start date	01/04/2010
Contract end date	31/03/2020

18/19 Contracted general activity (UDA)	3,887
Carry forward general activity (UDA)	0
18/19 Contracted orthodontic activity (UOA)	0
Carry forward orthodontic activity (UOA)	0
Baseline contract value	£497,775.13

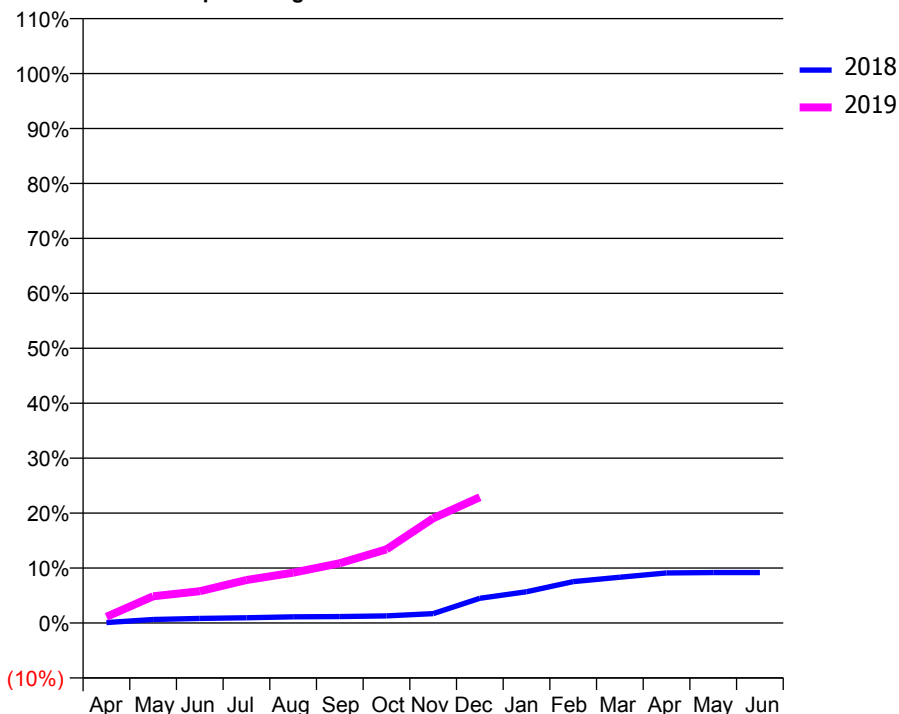
ACCESS*

Patients seen in 24 months	Total	Change since previous quarter
Quarter ending December 2017	783	
Quarter ending March 2018	890	↑
Quarter ending June 2018	1,021	↑
Quarter ending September 2018	1,112	↑
Quarter ending December 2018	1,131	→
Variance since December 2017	44.4%	↑



ACTIVITY

Cumulative percentage of contracted UDA delivered 2018 & 2019



Month	Adjusted Scheduled Activity (UDA)	
	2018	2019
April	3	44
May	25	189
June	32	225
July	37	305
August	44	356
September	46	423
October	50	521
November	67	741
December	175	890
January	222	
February	293	
March	324	
April	354	
May	357	
June	357	

QUALITY

	Quantity	Base Number	Contract	AT	Region	England
% of FP17s for the same patient ID Re-attending within 3 months - Children	16	363	4.4%	9.4%	12.3%	11.8%
% of FP17s for the same patient ID Re-attending within 3 months - Adults	83	755	11.0%	13.5%	15.8%	15.6%
% of FP17s for the same patient ID Re-attending between 3 & 9 months - Children	115	363	31.7%	60.3%	60.1%	58.8%
% of FP17s for the same patient ID Re-attending between 3 & 9 months - Adults	249	755	33.0%	54.3%	53.3%	51.0%
% of FP17s for Band 1 Urgent Courses	12	424	2.8%	7.3%	9.0%	9.0%
% of FP17s Relating to Free Repair or Replacements	2	424	0.5%	1.1%	1.0%	0.8%
% of FP17s Relating to Continuations	6	424	1.4%	1.1%	1.0%	0.9%
% of Patients satisfied with the dentistry they have received	0	0	N/A	94.5%	93.8%	93.2%
% of Patients satisfied with the time they had to wait for an appointment	0	0	N/A	88.5%	89.4%	88.3%

* This is based on patients treated on this contract for their most recent course of treatment. Figures in italics indicate the base number of FP17s or Patient Questionnaire responses are less than 100. N/A is shown where the base number of responses is less than 10 during the period. % is calculated as Quantity/Base number*100

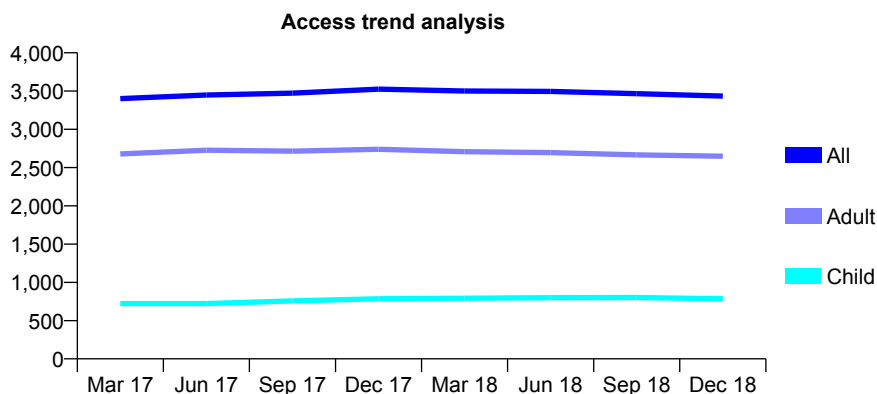
Q51 - Vital Signs At a Glance Contract Report for 166944/0007 - December 2018

Name or company name	Sheffield SPDCS
Contract type name	PDS Contract
Purpose of contract	General
Contract start date	01/08/2013
Contract end date	31/07/2023

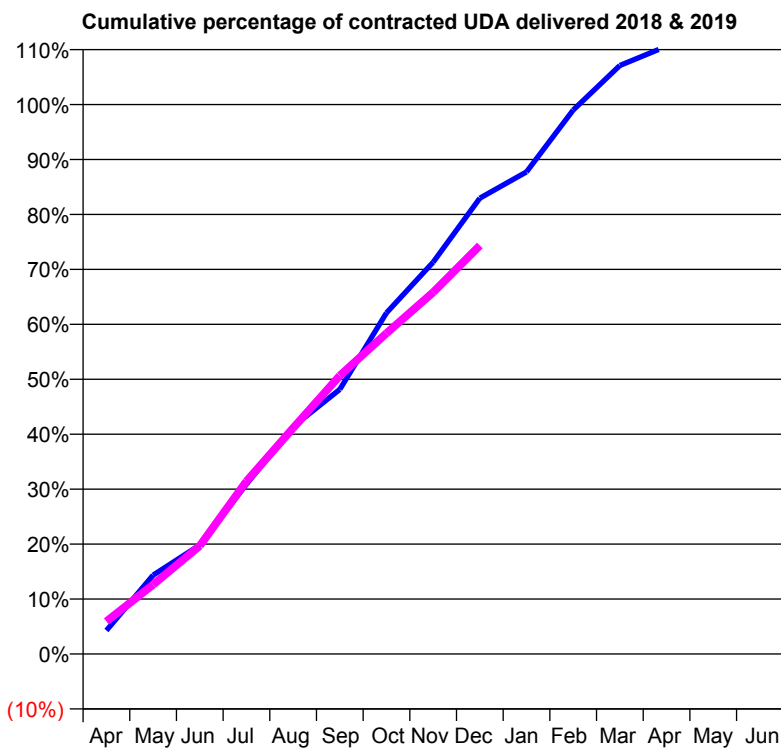
18/19 Contracted general activity (UDA)	8,544
Carry forward general activity (UDA)	0
18/19 Contracted orthodontic activity (UOA)	0
Carry forward orthodontic activity (UOA)	0
Baseline contract value	£1,600,203.10

ACCESS*

Patients seen in 24 months	Total	Change since previous quarter
Quarter ending December 2017	3,525	
Quarter ending March 2018	3,500	→
Quarter ending June 2018	3,495	→
Quarter ending September 2018	3,465	→
Quarter ending December 2018	3,434	→
Variance since December 2017	(2.6%)	↓



ACTIVITY



Month	Adjusted Scheduled Activity (UDA)	
	2018	2019
April	367	506
May	1,226	1,080
June	1,695	1,683
July	2,640	2,686
August	3,537	3,513
September	4,114	4,328
October	5,304	4,987
November	6,092	5,625
December	7,088	6,352
January	7,497	
February	8,459	
March	9,151	
April	9,449	
May	9,492	
June	9,494	

QUALITY

	Quantity	Base Number	Contract	AT	Region	England
% of FP17s for the same patient ID Re-attending within 3 months - Children	317	1,204	26.3%	9.4%	12.3%	11.8%
% of FP17s for the same patient ID Re-attending within 3 months - Adults	237	2,185	10.8%	13.5%	15.8%	15.6%
% of FP17s for the same patient ID Re-attending between 3 & 9 months - Children	549	1,204	45.6%	60.3%	60.1%	58.8%
% of FP17s for the same patient ID Re-attending between 3 & 9 months - Adults	885	2,185	40.5%	54.3%	53.3%	51.0%
% of FP17s for Band 1 Urgent Courses	84	3,211	2.6%	7.3%	9.0%	9.0%
% of FP17s Relating to Free Repair or Replacements	4	3,211	0.1%	1.1%	1.0%	0.8%
% of FP17s Relating to Continuations	108	3,211	3.4%	1.1%	1.0%	0.9%
% of Patients satisfied with the dentistry they have received	0	0	N/A	94.5%	93.8%	93.2%
% of Patients satisfied with the time they had to wait for an appointment	0	0	N/A	88.5%	89.4%	88.3%

* This is based on patients treated on this contract for their most recent course of treatment. Figures in italics indicate the base number of FP17s or Patient Questionnaire responses are less than 100. N/A is shown where the base number of responses is less than 10 during the period. % is calculated as Quantity/Base number*100

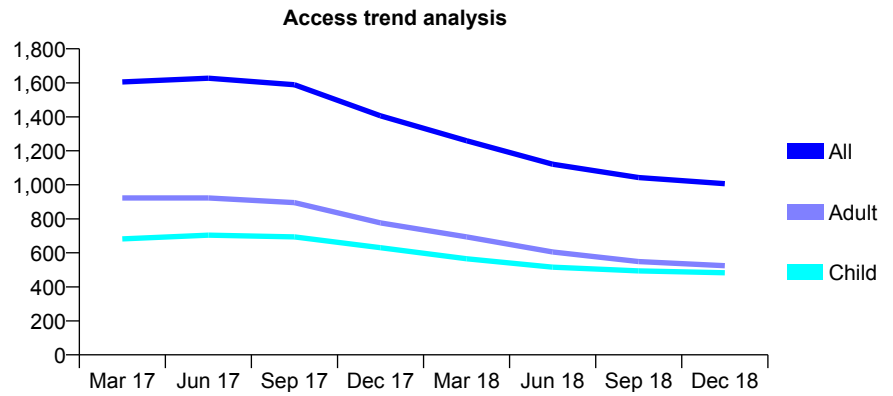
Q51 - Vital Signs At a Glance Contract Report for 166944/0008 - December 2018

Name or company name	Sheffield SPDCS
Contract type name	PDS Contract
Purpose of contract	General
Contract start date	01/08/2013
Contract end date	31/07/2023

18/19 Contracted general activity (UDA)	4,488
Carry forward general activity (UDA)	0
18/19 Contracted orthodontic activity (UOA)	0
Carry forward orthodontic activity (UOA)	0
Baseline contract value	£729,015.17

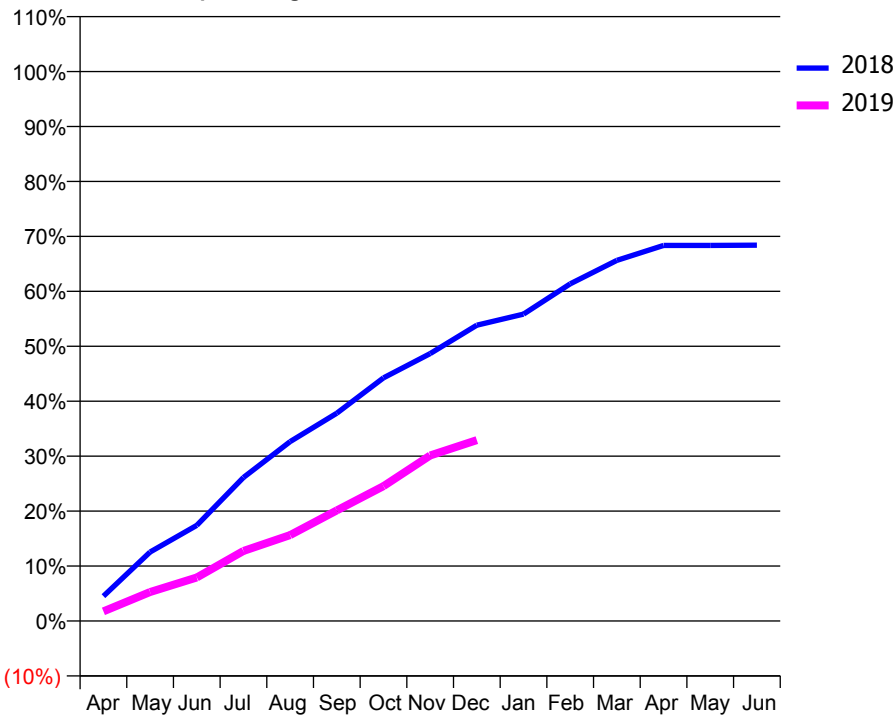
ACCESS*

Patients seen in 24 months	Total	Change since previous quarter
Quarter ending December 2017	1,406	
Quarter ending March 2018	1,259	↓
Quarter ending June 2018	1,121	↓
Quarter ending September 2018	1,043	↓
Quarter ending December 2018	1,007	↓
Variance since December 2017	(28.4%)	↓



ACTIVITY

Cumulative percentage of contracted UDA delivered 2018 & 2019



Month	Adjusted Scheduled Activity (UDA)	
	2018	2019
April	204	79
May	564	237
June	782	356
July	1,172	573
August	1,465	702
September	1,697	903
October	1,986	1,102
November	2,184	1,353
December	2,416	1,478
January	2,506	
February	2,754	
March	2,946	
April	3,067	
May	3,067	
June	3,070	

QUALITY

	Quantity	Base Number	Contract	AT	Region	England
% of FP17s for the same patient ID Re-attending within 3 months - Children	33	431	7.7%	9.4%	12.3%	11.8%
% of FP17s for the same patient ID Re-attending within 3 months - Adults	38	403	9.4%	13.5%	15.8%	15.6%
% of FP17s for the same patient ID Re-attending between 3 & 9 months - Children	173	431	40.1%	60.3%	60.1%	58.8%
% of FP17s for the same patient ID Re-attending between 3 & 9 months - Adults	147	403	36.5%	54.3%	53.3%	51.0%
% of FP17s for Band 1 Urgent Courses	14	780	1.8%	7.3%	9.0%	9.0%
% of FP17s Relating to Free Repair or Replacements	1	780	0.1%	1.1%	1.0%	0.8%
% of FP17s Relating to Continuations	12	780	1.5%	1.1%	1.0%	0.9%
% of Patients satisfied with the dentistry they have received	0	0	N/A	94.5%	93.8%	93.2%
% of Patients satisfied with the time they had to wait for an appointment	0	0	N/A	88.5%	89.4%	88.3%

* This is based on patients treated on this contract for their most recent course of treatment. Figures in italics indicate the base number of FP17s or Patient Questionnaire responses are less than 100. N/A is shown where the base number of responses is less than 10 during the period. % is calculated as Quantity/Base number*100

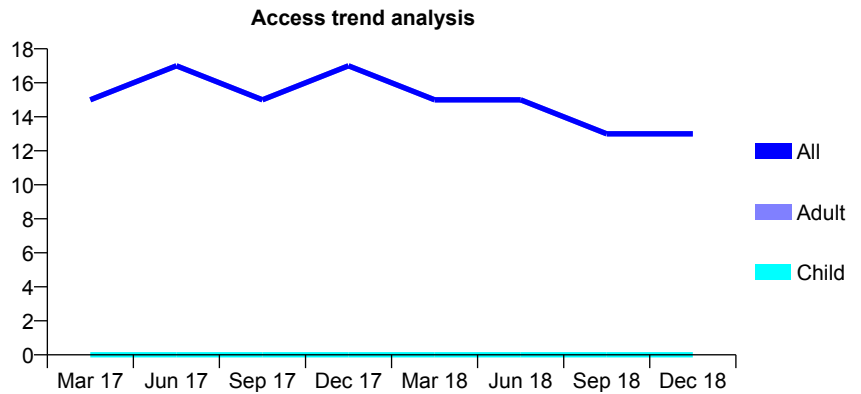
Q51 - Vital Signs At a Glance Contract Report for 166944/0009 - December 2018

Name or company name	Sheffield SPDCS
Contract type name	PDS Contract
Purpose of contract	General
Contract start date	01/08/2013
Contract end date	

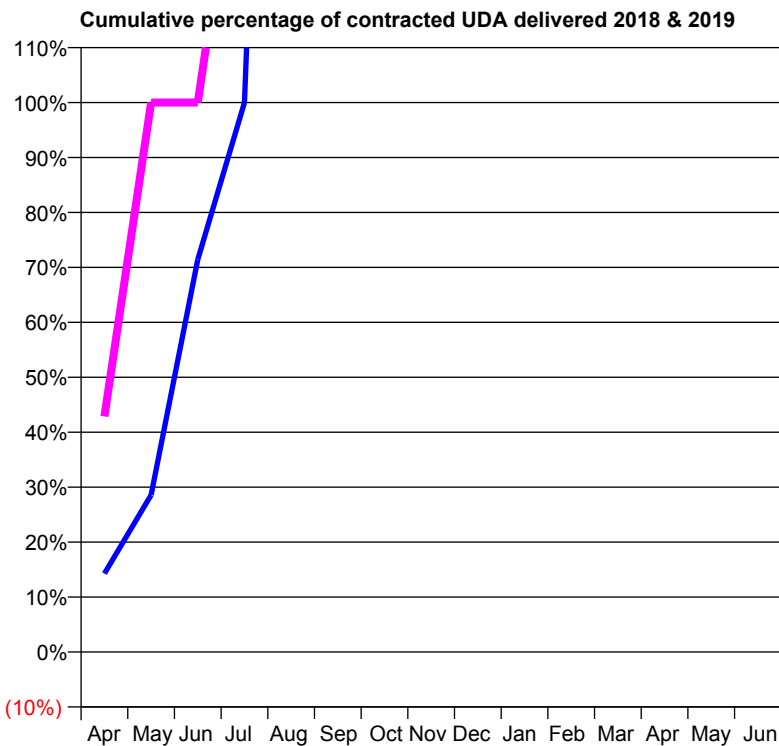
18/19 Contracted general activity (UDA)	7
Carry forward general activity (UDA)	0
18/19 Contracted orthodontic activity (UOA)	0
Carry forward orthodontic activity (UOA)	0
Baseline contract value	£72,900.41

ACCESS*

Patients seen in 24 months	Total	Change since previous quarter
Quarter ending December 2017	17	
Quarter ending March 2018	15	↓
Quarter ending June 2018	15	→
Quarter ending September 2018	13	↓
Quarter ending December 2018	13	→
Variance since December 2017	(23.5%)	↓



ACTIVITY



Month	Adjusted Scheduled Activity (UDA)	
	2018	2019
April	1	3
May	2	7
June	5	7
July	7	11
August	22	11
September	23	13
October	26	13
November	33	28
December	34	41
January	38	
February	38	
March	38	
April	38	
May	38	
June	38	

QUALITY

	Quantity	Base Number	Contract	AT	Region	England
% of FP17s for the same patient ID Re-attending within 3 months - Children	0	0	N/A	9.4%	12.3%	11.8%
% of FP17s for the same patient ID Re-attending within 3 months - Adults	1	11	9.1%	13.5%	15.8%	15.6%
% of FP17s for the same patient ID Re-attending between 3 & 9 months - Children	0	0	N/A	60.3%	60.1%	58.8%
% of FP17s for the same patient ID Re-attending between 3 & 9 months - Adults	3	11	27.3%	54.3%	53.3%	51.0%
% of FP17s for Band 1 Urgent Courses	0	11	0.0%	7.3%	9.0%	9.0%
% of FP17s Relating to Free Repair or Replacements	0	11	0.0%	1.1%	1.0%	0.8%
% of FP17s Relating to Continuations	0	11	0.0%	1.1%	1.0%	0.9%
% of Patients satisfied with the dentistry they have received	0	0	N/A	94.5%	93.8%	93.2%
% of Patients satisfied with the time they had to wait for an appointment	0	0	N/A	88.5%	89.4%	88.3%

* This is based on patients treated on this contract for their most recent course of treatment. Figures in italics indicate the base number of FP17s or Patient Questionnaire responses are less than 100. N/A is shown where the base number of responses is less than 10 during the period. % is calculated as Quantity/Base number*100

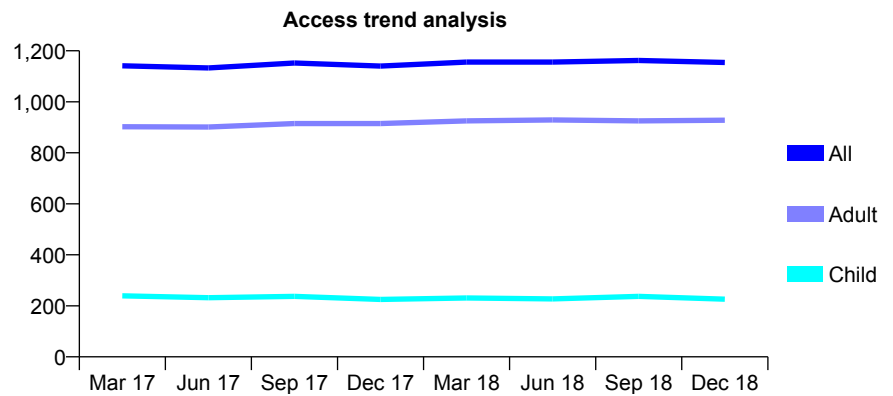
Q51 - Vital Signs At a Glance Contract Report for 167622/0001 - December 2018

Name or company name	JCS Dental Practice
Contract type name	GDS Contract
Purpose of contract	General
Contract start date	01/12/2010
Contract end date	

18/19 Contracted general activity (UDA)	4,471
Carry forward general activity (UDA)	110
18/19 Contracted orthodontic activity (UOA)	0
Carry forward orthodontic activity (UOA)	0
Baseline contract value	£130,147.71

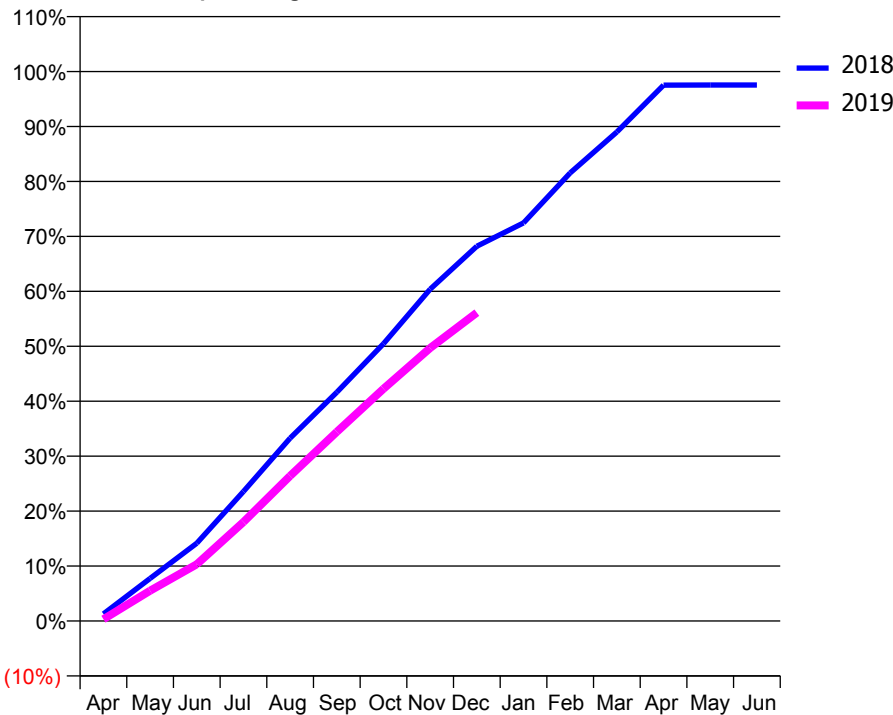
ACCESS*

Patients seen in 24 months	Total	Change since previous quarter
Quarter ending December 2017	1,140	
Quarter ending March 2018	1,156	→
Quarter ending June 2018	1,156	→
Quarter ending September 2018	1,162	→
Quarter ending December 2018	1,154	→
Variance since December 2017	1.2%	→



ACTIVITY

Cumulative percentage of contracted UDA delivered 2018 & 2019



Month	Adjusted Scheduled Activity (UDA)	
	2018	2019
April	58	14
May	347	247
June	633	461
July	1,054	806
August	1,488	1,181
September	1,861	1,539
October	2,257	1,889
November	2,700	2,221
December	3,049	2,509
January	3,239	
February	3,646	
March	3,979	
April	4,360	
May	4,361	
June	4,361	

QUALITY

	Quantity	Base Number	Contract	AT	Region	England
% of FP17s for the same patient ID Re-attending within 3 months - Children	21	255	8.2%	9.4%	12.3%	11.8%
% of FP17s for the same patient ID Re-attending within 3 months - Adults	203	1,123	18.1%	13.5%	15.8%	15.6%
% of FP17s for the same patient ID Re-attending between 3 & 9 months - Children	172	255	67.5%	60.3%	60.1%	58.8%
% of FP17s for the same patient ID Re-attending between 3 & 9 months - Adults	635	1,123	56.5%	54.3%	53.3%	51.0%
% of FP17s for Band 1 Urgent Courses	59	1,265	4.7%	7.3%	9.0%	9.0%
% of FP17s Relating to Free Repair or Replacements	10	1,265	0.8%	1.1%	1.0%	0.8%
% of FP17s Relating to Continuations	37	1,265	2.9%	1.1%	1.0%	0.9%
% of Patients satisfied with the dentistry they have received	0	0	N/A	94.5%	93.8%	93.2%
% of Patients satisfied with the time they had to wait for an appointment	0	0	N/A	88.5%	89.4%	88.3%

* This is based on patients treated on this contract for their most recent course of treatment. Figures in italics indicate the base number of FP17s or Patient Questionnaire responses are less than 100. N/A is shown where the base number of responses is less than 10 during the period. % is calculated as Quantity/Base number*100

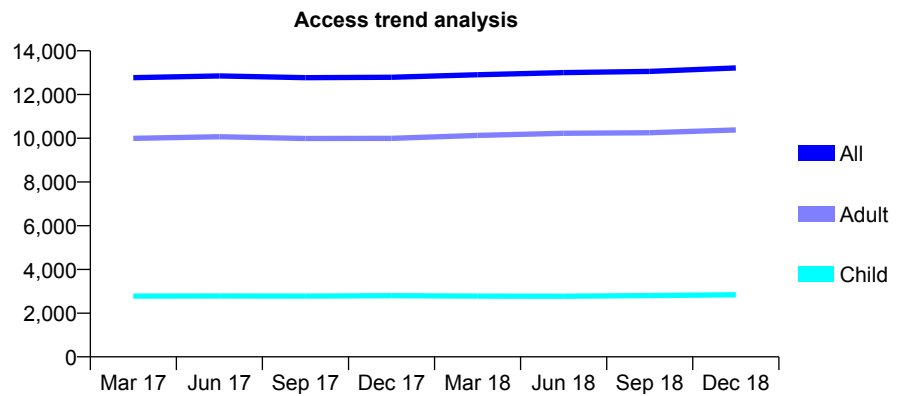
Q51 - Vital Signs At a Glance Contract Report for 167819/0001 - December 2018

Name or company name	Mr Peach and Mr Harper
Contract type name	GDS Contract
Purpose of contract	General
Contract start date	01/04/2015
Contract end date	

18/19 Contracted general activity (UDA)	29,661
Carry forward general activity (UDA)	-508
18/19 Contracted orthodontic activity (UOA)	0
Carry forward orthodontic activity (UOA)	0
Baseline contract value	£951,142.60

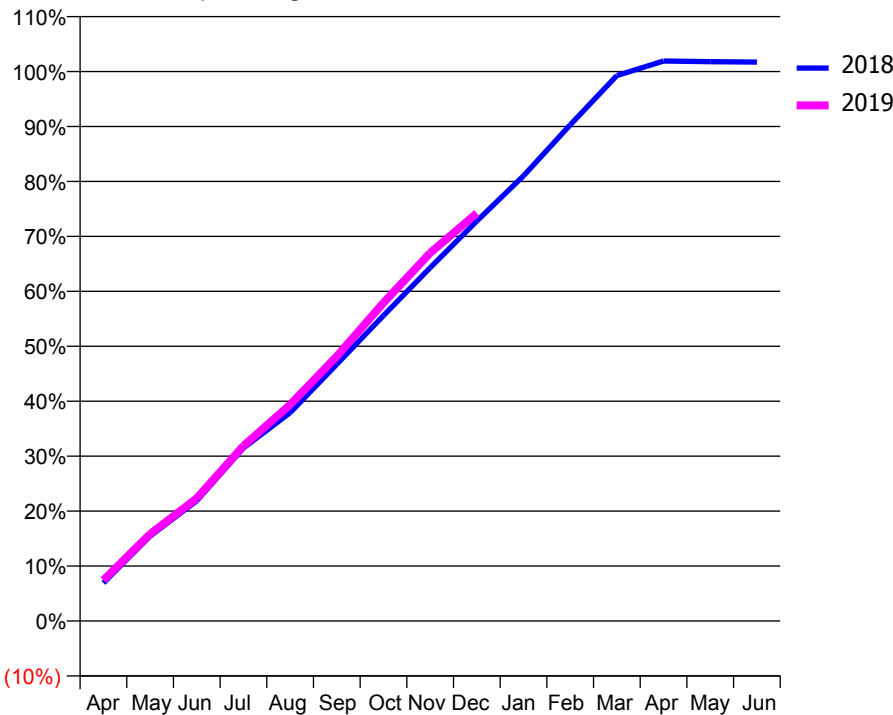
ACCESS*

Patients seen in 24 months	Total	Change since previous quarter
Quarter ending December 2017	12,792	
Quarter ending March 2018	12,904	→
Quarter ending June 2018	13,001	→
Quarter ending September 2018	13,057	→
Quarter ending December 2018	13,217	→
Variance since December 2017	3.3%	↑



ACTIVITY

Cumulative percentage of contracted UDA delivered 2018 & 2019



Month	Adjusted Scheduled Activity (UDA)	
	2018	2019
April	2,055	2,206
May	4,580	4,695
June	6,489	6,626
July	9,341	9,453
August	11,244	11,681
September	13,858	14,290
October	16,487	17,175
November	19,072	19,869
December	21,593	22,015
January	24,033	
February	26,783	
March	29,441	
April	30,224	
May	30,191	
June	30,169	

QUALITY

	Quantity	Base Number	Contract	AT	Region	England
% of FP17s for the same patient ID Re-attending within 3 months - Children	186	3,538	5.3%	9.4%	12.3%	11.8%
% of FP17s for the same patient ID Re-attending within 3 months - Adults	433	9,784	4.4%	13.5%	15.8%	15.6%
% of FP17s for the same patient ID Re-attending between 3 & 9 months - Children	2,480	3,538	70.1%	60.3%	60.1%	58.8%
% of FP17s for the same patient ID Re-attending between 3 & 9 months - Adults	5,244	9,784	53.6%	54.3%	53.3%	51.0%
% of FP17s for Band 1 Urgent Courses	340	12,885	2.6%	7.3%	9.0%	9.0%
% of FP17s Relating to Free Repair or Replacements	93	12,885	0.7%	1.1%	1.0%	0.8%
% of FP17s Relating to Continuations	15	12,885	0.1%	1.1%	1.0%	0.9%
% of Patients satisfied with the dentistry they have received	9	9	N/A	94.5%	93.8%	93.2%
% of Patients satisfied with the time they had to wait for an appointment	8	9	N/A	88.5%	89.4%	88.3%

* This is based on patients treated on this contract for their most recent course of treatment. Figures in italics indicate the base number of FP17s or Patient Questionnaire responses are less than 100. N/A is shown where the base number of responses is less than 10 during the period. % is calculated as Quantity/Base number*100

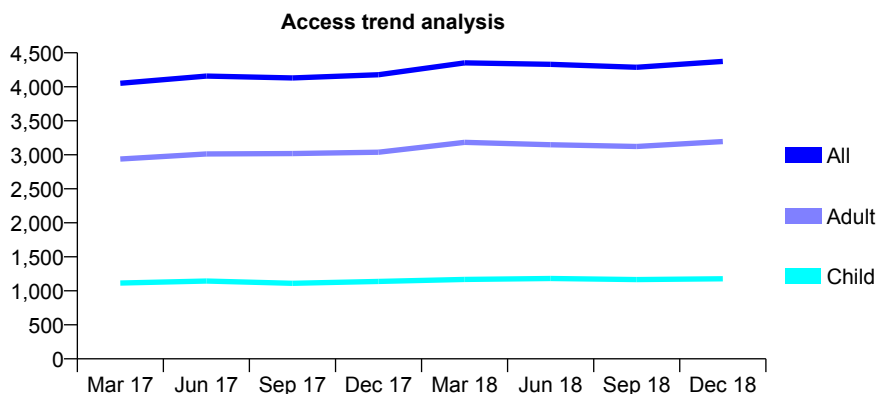
Q51 - Vital Signs At a Glance Contract Report for 174440/0001 - December 2018

Name or company name	IDH 474 Limited
Contract type name	GDS Contract
Purpose of contract	General
Contract start date	01/07/2011
Contract end date	

18/19 Contracted general activity (UDA)	14,895
Carry forward general activity (UDA)	-232
18/19 Contracted orthodontic activity (UOA)	0
Carry forward orthodontic activity (UOA)	0
Baseline contract value	£467,863.07

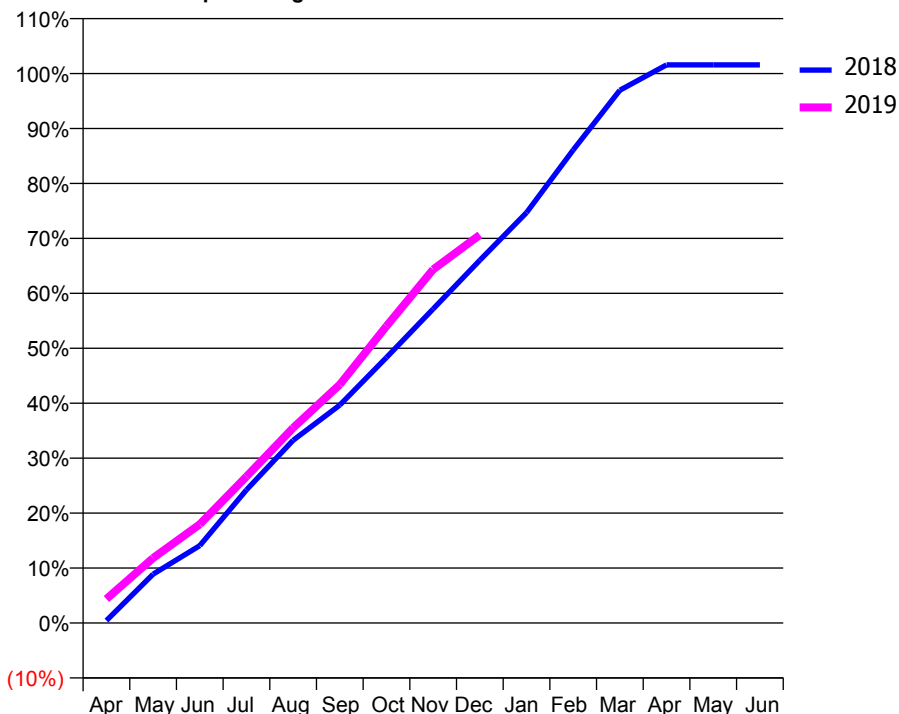
ACCESS*

Patients seen in 24 months	Total	Change since previous quarter
Quarter ending December 2017	4,178	
Quarter ending March 2018	4,352	↑
Quarter ending June 2018	4,330	→
Quarter ending September 2018	4,288	→
Quarter ending December 2018	4,373	→
Variance since December 2017	4.7%	↑



ACTIVITY

Cumulative percentage of contracted UDA delivered 2018 & 2019



Month	Adjusted Scheduled Activity (UDA)	
	2018	2019
April	68	653
May	1,323	1,764
June	2,099	2,677
July	3,608	3,972
August	4,955	5,290
September	5,910	6,464
October	7,199	8,046
November	8,516	9,583
December	9,833	10,520
January	11,124	
February	12,821	
March	14,442	
April	15,127	
May	15,127	
June	15,127	

QUALITY

	Quantity	Base Number	Contract	AT	Region	England
% of FP17s for the same patient ID Re-attending within 3 months - Children	108	1,440	7.5%	9.4%	12.3%	11.8%
% of FP17s for the same patient ID Re-attending within 3 months - Adults	475	3,430	13.8%	13.5%	15.8%	15.6%
% of FP17s for the same patient ID Re-attending between 3 & 9 months - Children	921	1,440	64.0%	60.3%	60.1%	58.8%
% of FP17s for the same patient ID Re-attending between 3 & 9 months - Adults	1,933	3,430	56.4%	54.3%	53.3%	51.0%
% of FP17s for Band 1 Urgent Courses	334	4,594	7.3%	7.3%	9.0%	9.0%
% of FP17s Relating to Free Repair or Replacements	36	4,594	0.8%	1.1%	1.0%	0.8%
% of FP17s Relating to Continuations	76	4,594	1.7%	1.1%	1.0%	0.9%
% of Patients satisfied with the dentistry they have received	2	2	N/A	94.5%	93.8%	93.2%
% of Patients satisfied with the time they had to wait for an appointment	2	2	N/A	88.5%	89.4%	88.3%

* This is based on patients treated on this contract for their most recent course of treatment. Figures in italics indicate the base number of FP17s or Patient Questionnaire responses are less than 100. N/A is shown where the base number of responses is less than 10 during the period. % is calculated as Quantity/Base number*100

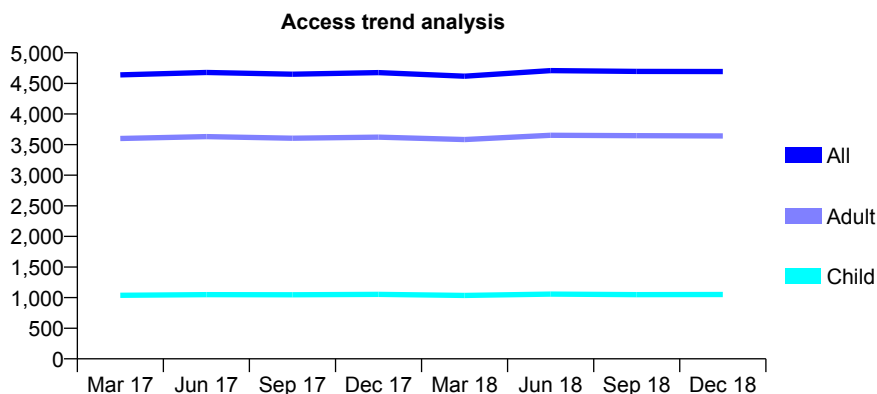
Q51 - Vital Signs At a Glance Contract Report for 175218/0003 - December 2018

Name or company name	Thompson & Thomas
Contract type name	GDS Contract
Purpose of contract	General
Contract start date	01/03/2012
Contract end date	

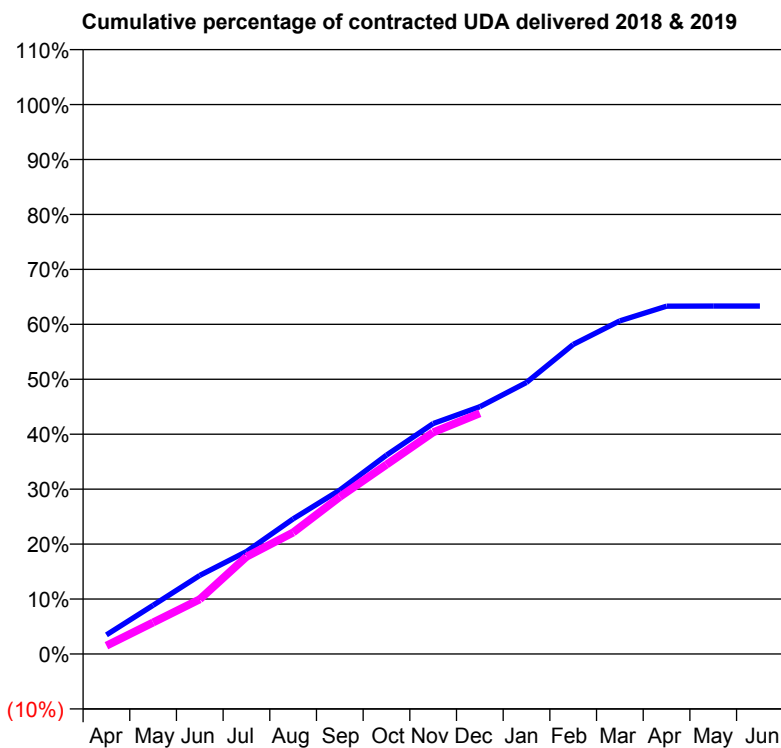
18/19 Contracted general activity (UDA)	16,553
Carry forward general activity (UDA)	0
18/19 Contracted orthodontic activity (UOA)	0
Carry forward orthodontic activity (UOA)	0
Baseline contract value	£541,792.88

ACCESS*

Patients seen in 24 months	Total	Change since previous quarter
Quarter ending December 2017	4,676	
Quarter ending March 2018	4,618	↓
Quarter ending June 2018	4,710	→
Quarter ending September 2018	4,695	→
Quarter ending December 2018	4,693	→
Variance since December 2017	0.4%	→



ACTIVITY



Month	Adjusted Scheduled Activity (UDA)	
	2018	2019
April	575	253
May	1,469	949
June	2,370	1,648
July	3,087	2,928
August	4,070	3,663
September	4,940	4,735
October	5,990	5,707
November	6,945	6,676
December	7,448	7,252
January	8,182	
February	9,326	
March	10,038	
April	10,479	
May	10,483	
June	10,483	

QUALITY

	Quantity	Base Number	Contract	AT	Region	England
% of FP17s for the same patient ID Re-attending within 3 months - Children	71	1,210	5.9%	9.4%	12.3%	11.8%
% of FP17s for the same patient ID Re-attending within 3 months - Adults	373	3,720	10.0%	13.5%	15.8%	15.6%
% of FP17s for the same patient ID Re-attending between 3 & 9 months - Children	755	1,210	62.4%	60.3%	60.1%	58.8%
% of FP17s for the same patient ID Re-attending between 3 & 9 months - Adults	2,122	3,720	57.0%	54.3%	53.3%	51.0%
% of FP17s for Band 1 Urgent Courses	228	4,188	5.4%	7.3%	9.0%	9.0%
% of FP17s Relating to Free Repair or Replacements	55	4,188	1.3%	1.1%	1.0%	0.8%
% of FP17s Relating to Continuations	27	4,188	0.6%	1.1%	1.0%	0.9%
% of Patients satisfied with the dentistry they have received	5	5	N/A	94.5%	93.8%	93.2%
% of Patients satisfied with the time they had to wait for an appointment	5	5	N/A	88.5%	89.4%	88.3%

* This is based on patients treated on this contract for their most recent course of treatment. Figures in italics indicate the base number of FP17s or Patient Questionnaire responses are less than 100. N/A is shown where the base number of responses is less than 10 during the period. % is calculated as Quantity/Base number*100

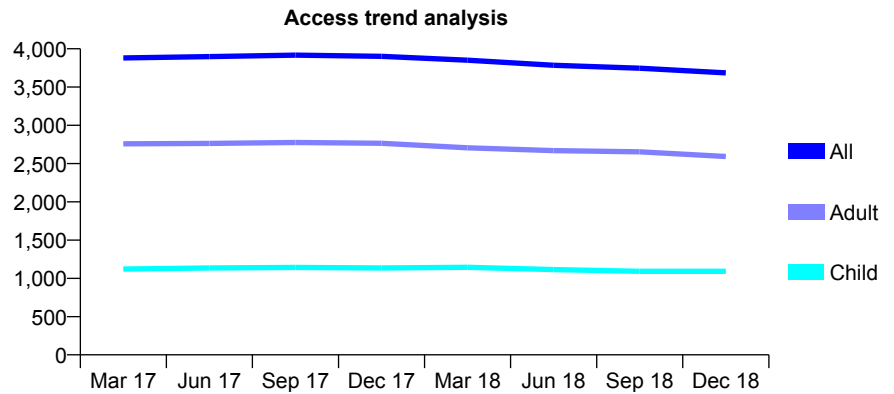
Q51 - Vital Signs At a Glance Contract Report for 175218/0004 - December 2018

Name or company name	Thompson & Thomas
Contract type name	GDS Contract
Purpose of contract	General
Contract start date	01/03/2012
Contract end date	

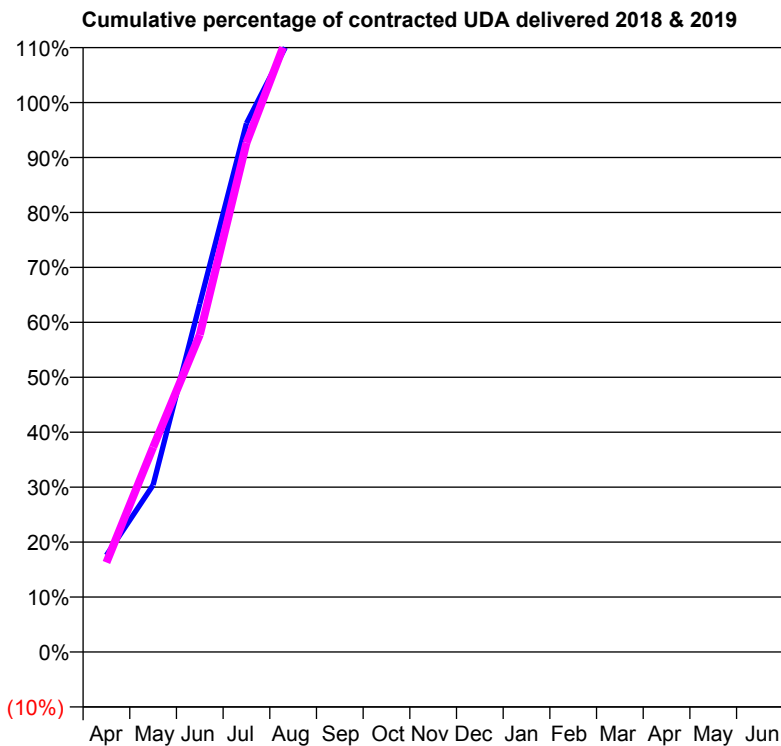
18/19 Contracted general activity (UDA)	2,558
Carry forward general activity (UDA)	-51
18/19 Contracted orthodontic activity (UOA)	0
Carry forward orthodontic activity (UOA)	0
Baseline contract value	£259,735.22

ACCESS*

Patients seen in 24 months	Total	Change since previous quarter
Quarter ending December 2017	3,901	
Quarter ending March 2018	3,851	↓
Quarter ending June 2018	3,784	↓
Quarter ending September 2018	3,746	↓
Quarter ending December 2018	3,685	↓
Variance since December 2017	(5.5%)	↓



ACTIVITY



Month	Adjusted Scheduled Activity (UDA)	
	2018	2019
April	450	417
May	777	953
June	1,621	1,477
July	2,461	2,370
August	2,885	2,937
September	3,667	3,379
October	4,335	4,104
November	4,822	4,696
December	5,666	5,432
January	6,059	
February	6,849	
March	7,636	
April	7,968	
May	7,983	
June	8,015	

QUALITY

	Quantity	Base Number	Contract	AT	Region	England
% of FP17s for the same patient ID Re-attending within 3 months - Children	44	1,106	4.0%	9.4%	12.3%	11.8%
% of FP17s for the same patient ID Re-attending within 3 months - Adults	233	2,638	8.8%	13.5%	15.8%	15.6%
% of FP17s for the same patient ID Re-attending between 3 & 9 months - Children	713	1,106	64.5%	60.3%	60.1%	58.8%
% of FP17s for the same patient ID Re-attending between 3 & 9 months - Adults	1,658	2,638	62.9%	54.3%	53.3%	51.0%
% of FP17s for Band 1 Urgent Courses	124	2,883	4.3%	7.3%	9.0%	9.0%
% of FP17s Relating to Free Repair or Replacements	32	2,883	1.1%	1.1%	1.0%	0.8%
% of FP17s Relating to Continuations	20	2,883	0.7%	1.1%	1.0%	0.9%
% of Patients satisfied with the dentistry they have received	3	3	N/A	94.5%	93.8%	93.2%
% of Patients satisfied with the time they had to wait for an appointment	2	3	N/A	88.5%	89.4%	88.3%

* This is based on patients treated on this contract for their most recent course of treatment. Figures in italics indicate the base number of FP17s or Patient Questionnaire responses are less than 100. N/A is shown where the base number of responses is less than 10 during the period. % is calculated as Quantity/Base number*100

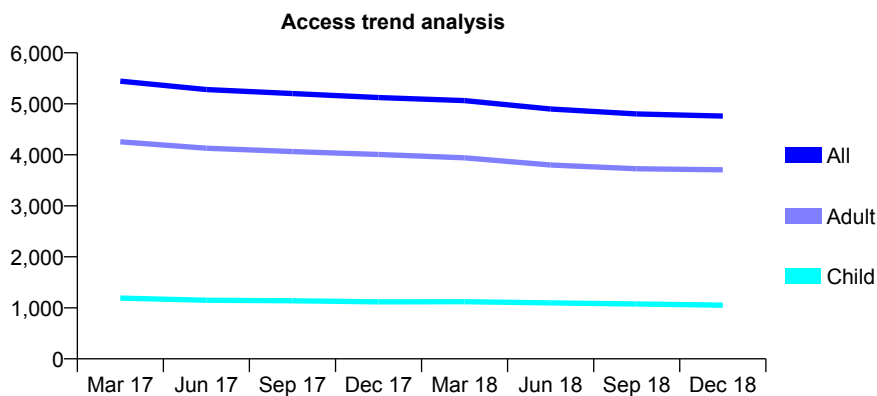
Q51 - Vital Signs At a Glance Contract Report for 175625/0001 - December 2018

Name or company name	Swinton Dental Practice
Contract type name	GDS Contract
Purpose of contract	General
Contract start date	30/07/2011
Contract end date	

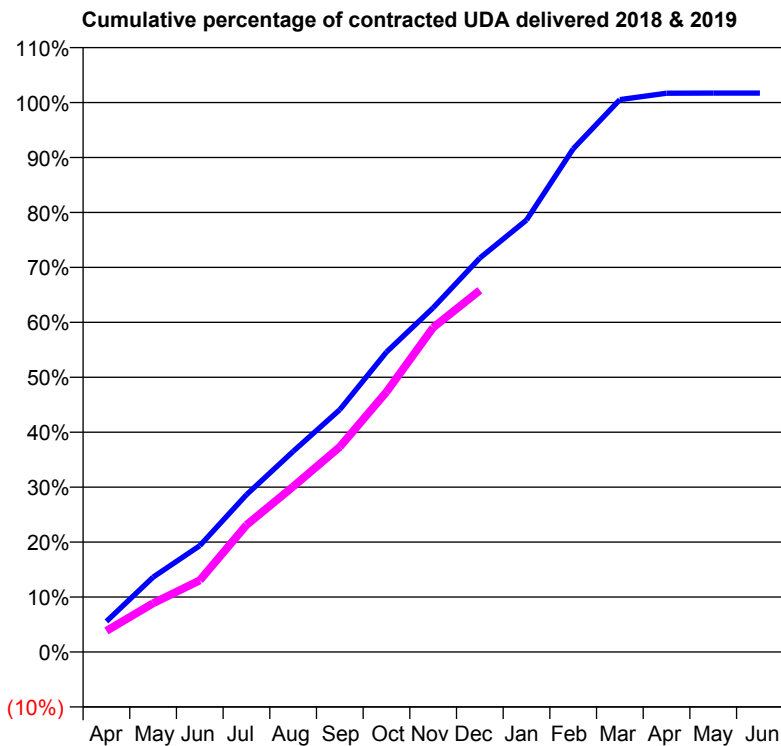
18/19 Contracted general activity (UDA)	15,024
Carry forward general activity (UDA)	-256
18/19 Contracted orthodontic activity (UOA)	0
Carry forward orthodontic activity (UOA)	0
Baseline contract value	£425,156.90

ACCESS*

Patients seen in 24 months	Total	Change since previous quarter
Quarter ending December 2017	5,124	
Quarter ending March 2018	5,062	↓
Quarter ending June 2018	4,898	↓
Quarter ending September 2018	4,801	↓
Quarter ending December 2018	4,759	→
Variance since December 2017	(7.1%)	↓



ACTIVITY



Month	Adjusted Scheduled Activity (UDA)	
	2018	2019
April	837	579
May	2,046	1,333
June	2,907	1,960
July	4,301	3,471
August	5,485	4,524
September	6,626	5,609
October	8,201	7,111
November	9,413	8,871
December	10,771	9,889
January	11,811	
February	13,756	
March	15,103	
April	15,276	
May	15,280	
June	15,280	

QUALITY

	Quantity	Base Number	Contract	AT	Region	England
% of FP17s for the same patient ID Re-attending within 3 months - Children	53	1,271	4.2%	9.4%	12.3%	11.8%
% of FP17s for the same patient ID Re-attending within 3 months - Adults	341	3,780	9.0%	13.5%	15.8%	15.6%
% of FP17s for the same patient ID Re-attending between 3 & 9 months - Children	963	1,271	75.8%	60.3%	60.1%	58.8%
% of FP17s for the same patient ID Re-attending between 3 & 9 months - Adults	2,095	3,780	55.4%	54.3%	53.3%	51.0%
% of FP17s for Band 1 Urgent Courses	326	4,941	6.6%	7.3%	9.0%	9.0%
% of FP17s Relating to Free Repair or Replacements	87	4,941	1.8%	1.1%	1.0%	0.8%
% of FP17s Relating to Continuations	26	4,941	0.5%	1.1%	1.0%	0.9%
% of Patients satisfied with the dentistry they have received	2	2	N/A	94.5%	93.8%	93.2%
% of Patients satisfied with the time they had to wait for an appointment	2	2	N/A	88.5%	89.4%	88.3%

* This is based on patients treated on this contract for their most recent course of treatment. Figures in italics indicate the base number of FP17s or Patient Questionnaire responses are less than 100. N/A is shown where the base number of responses is less than 10 during the period. % is calculated as Quantity/Base number*100

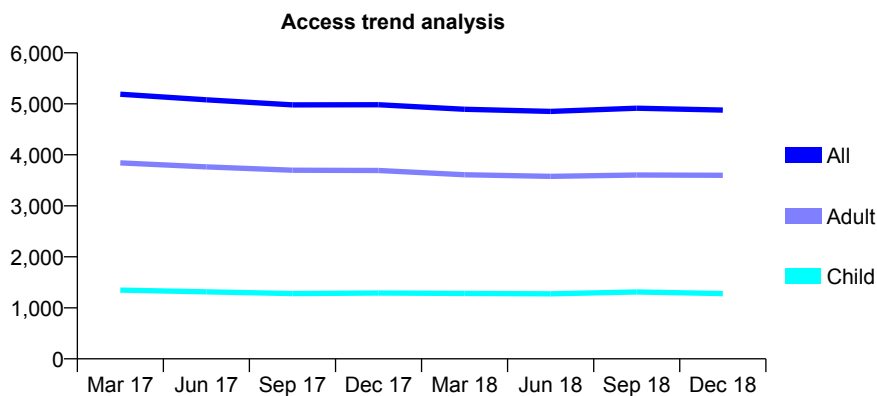
Q51 - Vital Signs At a Glance Contract Report for 177504/0001 - December 2018

Name or company name	Hurlfield Ltd
Contract type name	GDS Contract
Purpose of contract	General
Contract start date	05/10/2009
Contract end date	

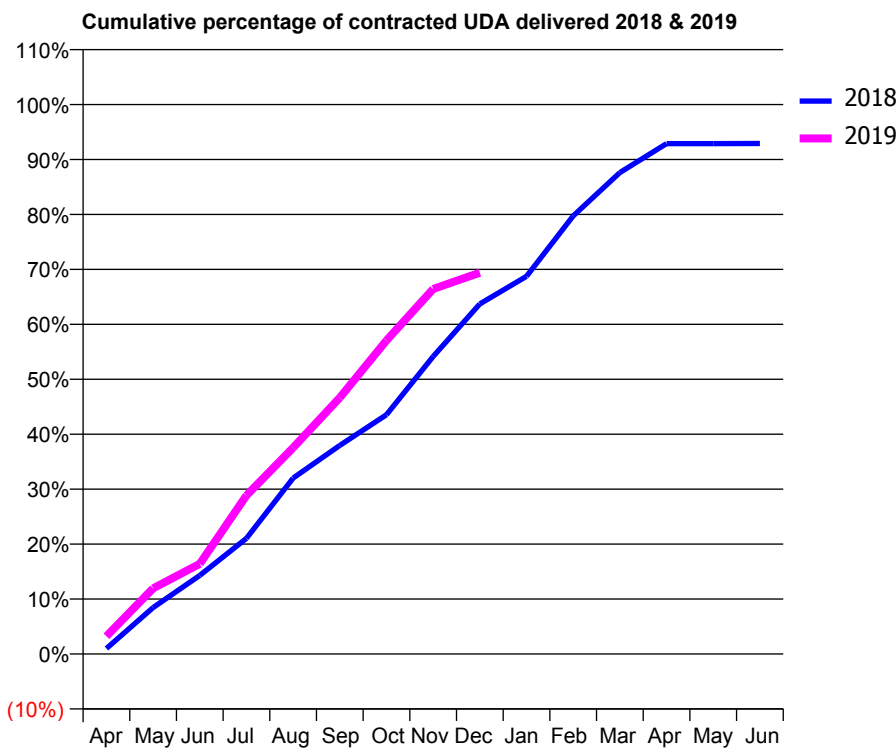
18/19 Contracted general activity (UDA)	15,000
Carry forward general activity (UDA)	0
18/19 Contracted orthodontic activity (UOA)	0
Carry forward orthodontic activity (UOA)	0
Baseline contract value	£436,639.64

ACCESS*

Patients seen in 24 months	Total	Change since previous quarter
Quarter ending December 2017	4,983	
Quarter ending March 2018	4,892	↓
Quarter ending June 2018	4,852	→
Quarter ending September 2018	4,914	→
Quarter ending December 2018	4,878	→
Variance since December 2017	(2.1%)	↓



ACTIVITY



Month	Adjusted Scheduled Activity (UDA)	
	2018	2019
April	152	486
May	1,267	1,792
June	2,147	2,462
July	3,158	4,331
August	4,805	5,632
September	5,694	7,000
October	6,533	8,561
November	8,123	9,966
December	9,556	10,408
January	10,312	
February	11,959	
March	13,141	
April	13,932	
May	13,933	
June	13,935	

QUALITY

	Quantity	Base Number	Contract	AT	Region	England
% of FP17s for the same patient ID Re-attending within 3 months - Children	89	1,499	5.9%	9.4%	12.3%	11.8%
% of FP17s for the same patient ID Re-attending within 3 months - Adults	538	4,039	13.3%	13.5%	15.8%	15.6%
% of FP17s for the same patient ID Re-attending between 3 & 9 months - Children	903	1,499	60.2%	60.3%	60.1%	58.8%
% of FP17s for the same patient ID Re-attending between 3 & 9 months - Adults	2,144	4,039	53.1%	54.3%	53.3%	51.0%
% of FP17s for Band 1 Urgent Courses	291	5,179	5.6%	7.3%	9.0%	9.0%
% of FP17s Relating to Free Repair or Replacements	103	5,179	2.0%	1.1%	1.0%	0.8%
% of FP17s Relating to Continuations	82	5,179	1.6%	1.1%	1.0%	0.9%
% of Patients satisfied with the dentistry they have received	2	2	N/A	94.5%	93.8%	93.2%
% of Patients satisfied with the time they had to wait for an appointment	2	2	N/A	88.5%	89.4%	88.3%

* This is based on patients treated on this contract for their most recent course of treatment. Figures in italics indicate the base number of FP17s or Patient Questionnaire responses are less than 100. N/A is shown where the base number of responses is less than 10 during the period. % is calculated as Quantity/Base number*100

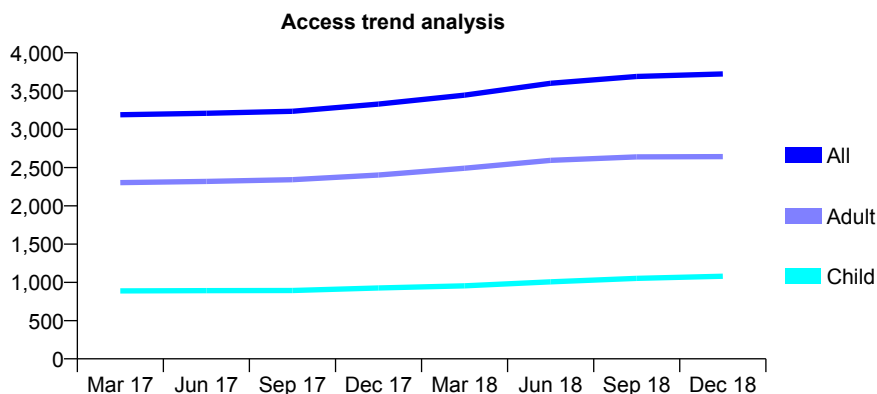
Q51 - Vital Signs At a Glance Contract Report for 180912/0001 - December 2018

Name or company name	Galer Farrer
Contract type name	GDS Contract
Purpose of contract	General
Contract start date	01/09/2009
Contract end date	

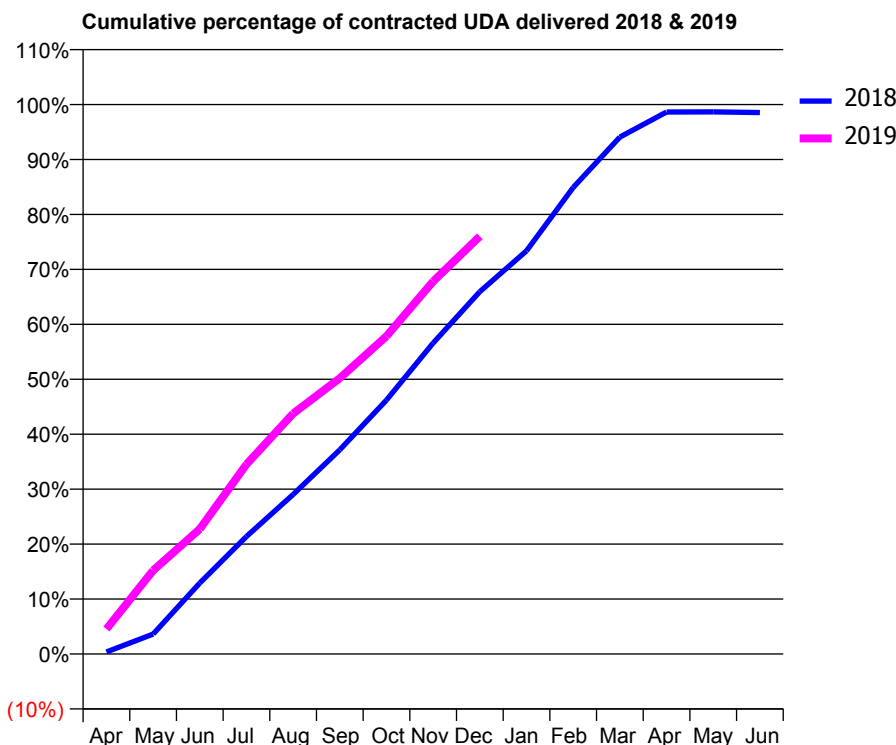
18/19 Contracted general activity (UDA)	9,649
Carry forward general activity (UDA)	112
18/19 Contracted orthodontic activity (UOA)	0
Carry forward orthodontic activity (UOA)	0
Baseline contract value	£323,976.88

ACCESS*

Patients seen in 24 months	Total	Change since previous quarter
Quarter ending December 2017	3,329	
Quarter ending March 2018	3,446	↑
Quarter ending June 2018	3,602	↑
Quarter ending September 2018	3,691	↑
Quarter ending December 2018	3,723	→
Variance since December 2017	11.8%	↑



ACTIVITY



Month	Adjusted Scheduled Activity (UDA)	
	2018	2019
April	37	438
May	350	1,466
June	1,246	2,195
July	2,065	3,331
August	2,802	4,222
September	3,586	4,843
October	4,460	5,582
November	5,462	6,542
December	6,363	7,336
January	7,080	
February	8,192	
March	9,077	
April	9,518	
May	9,519	
June	9,507	

QUALITY

	Quantity	Base Number	Contract	AT	Region	England
% of FP17s for the same patient ID Re-attending within 3 months - Children	97	1,380	7.0%	9.4%	12.3%	11.8%
% of FP17s for the same patient ID Re-attending within 3 months - Adults	296	2,864	10.3%	13.5%	15.8%	15.6%
% of FP17s for the same patient ID Re-attending between 3 & 9 months - Children	899	1,380	65.1%	60.3%	60.1%	58.8%
% of FP17s for the same patient ID Re-attending between 3 & 9 months - Adults	1,649	2,864	57.6%	54.3%	53.3%	51.0%
% of FP17s for Band 1 Urgent Courses	180	4,030	4.5%	7.3%	9.0%	9.0%
% of FP17s Relating to Free Repair or Replacements	47	4,030	1.2%	1.1%	1.0%	0.8%
% of FP17s Relating to Continuations	22	4,030	0.5%	1.1%	1.0%	0.9%
% of Patients satisfied with the dentistry they have received	3	3	N/A	94.5%	93.8%	93.2%
% of Patients satisfied with the time they had to wait for an appointment	2	3	N/A	88.5%	89.4%	88.3%

* This is based on patients treated on this contract for their most recent course of treatment. Figures in italics indicate the base number of FP17s or Patient Questionnaire responses are less than 100. N/A is shown where the base number of responses is less than 10 during the period. % is calculated as Quantity/Base number*100

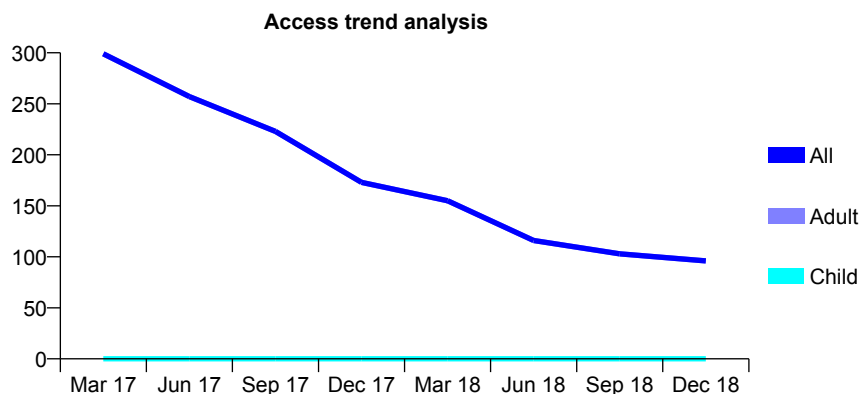
Q51 - Vital Signs At a Glance Contract Report for 180912/0002 - December 2018

Name or company name	Galer Farrer
Contract type name	GDS Contract
Purpose of contract	General
Contract start date	01/09/2009
Contract end date	

18/19 Contracted general activity (UDA)	788
Carry forward general activity (UDA)	0
18/19 Contracted orthodontic activity (UOA)	0
Carry forward orthodontic activity (UOA)	0
Baseline contract value	£48,741.80

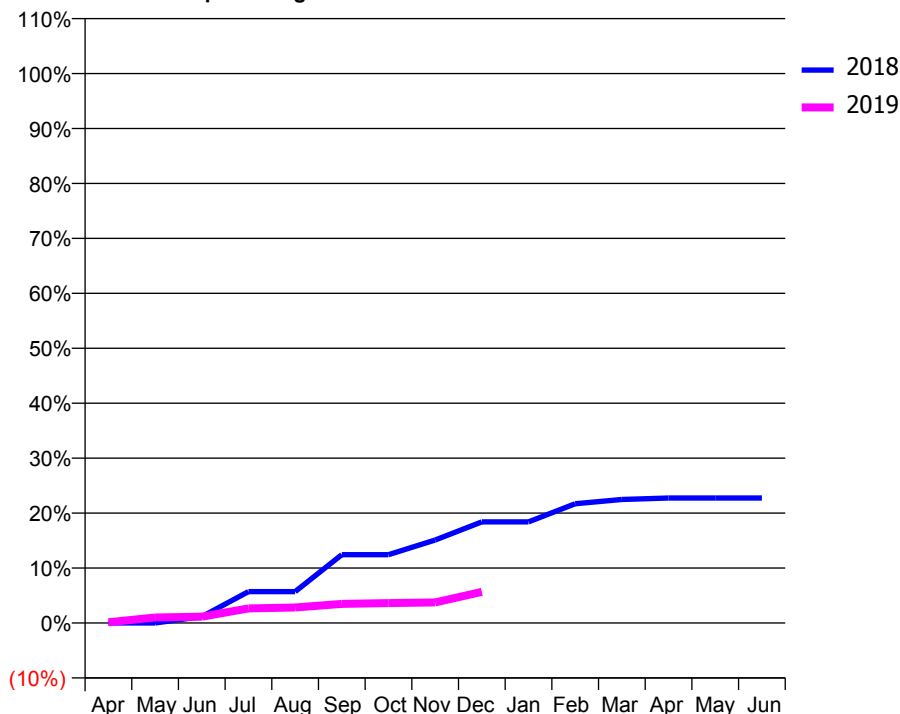
ACCESS*

Patients seen in 24 months	Total	Change since previous quarter
Quarter ending December 2017	173	
Quarter ending March 2018	155	↓
Quarter ending June 2018	116	↓
Quarter ending September 2018	103	↓
Quarter ending December 2018	96	↓
Variance since December 2017	(44.5%)	↓



ACTIVITY

Cumulative percentage of contracted UDA delivered 2018 & 2019



Month	Adjusted Scheduled Activity (UDA)	
	2018	2019
April	0	1
May	0	8
June	9	9
July	45	21
August	45	22
September	98	27
October	98	29
November	119	30
December	145	45
January	145	
February	171	
March	177	
April	179	
May	179	
June	179	

QUALITY

	Quantity	Base Number	Contract	AT	Region	England
% of FP17s for the same patient ID Re-attending within 3 months - Children	0	0	N/A	9.4%	12.3%	11.8%
% of FP17s for the same patient ID Re-attending within 3 months - Adults	2	19	10.5%	13.5%	15.8%	15.6%
% of FP17s for the same patient ID Re-attending between 3 & 9 months - Children	0	0	N/A	60.3%	60.1%	58.8%
% of FP17s for the same patient ID Re-attending between 3 & 9 months - Adults	0	19	0.0%	54.3%	53.3%	51.0%
% of FP17s for Band 1 Urgent Courses	3	17	17.6%	7.3%	9.0%	9.0%
% of FP17s Relating to Free Repair or Replacements	0	17	0.0%	1.1%	1.0%	0.8%
% of FP17s Relating to Continuations	0	17	0.0%	1.1%	1.0%	0.9%
% of Patients satisfied with the dentistry they have received	0	0	N/A	94.5%	93.8%	93.2%
% of Patients satisfied with the time they had to wait for an appointment	0	0	N/A	88.5%	89.4%	88.3%

* This is based on patients treated on this contract for their most recent course of treatment. Figures in italics indicate the base number of FP17s or Patient Questionnaire responses are less than 100. N/A is shown where the base number of responses is less than 10 during the period. % is calculated as Quantity/Base number*100

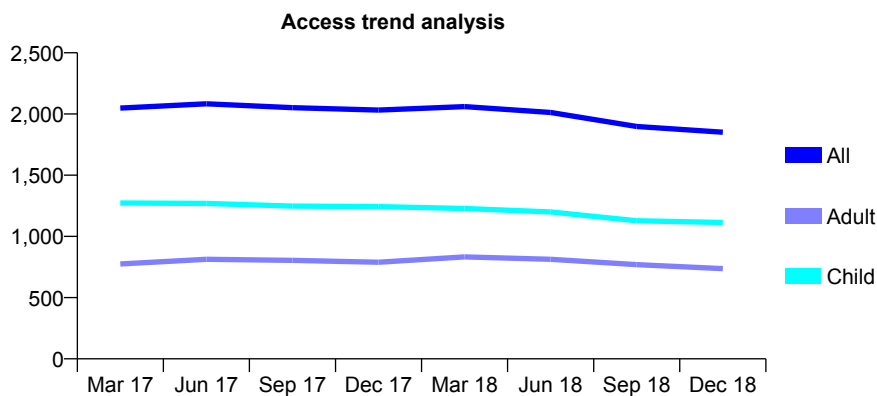
Q51 - Vital Signs At a Glance Contract Report for 181196/0007 - December 2018

Name or company name	Rotherham NHS Foundation Trust
Contract type name	PDS Contract
Purpose of contract	General
Contract start date	01/04/2011
Contract end date	30/09/2019

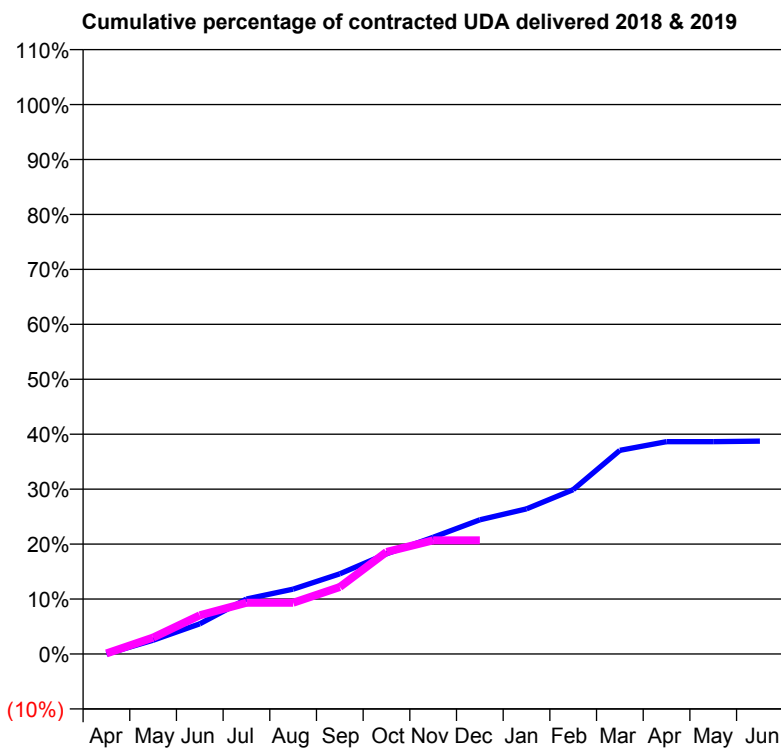
18/19 Contracted general activity (UDA)	9,000
Carry forward general activity (UDA)	0
18/19 Contracted orthodontic activity (UOA)	0
Carry forward orthodontic activity (UOA)	0
Baseline contract value	£808,367.45

ACCESS*

Patients seen in 24 months	Total	Change since previous quarter
Quarter ending December 2017	2,032	
Quarter ending March 2018	2,061	→
Quarter ending June 2018	2,013	↓
Quarter ending September 2018	1,898	↓
Quarter ending December 2018	1,851	↓
Variance since December 2017	(8.9%)	↓



ACTIVITY



Month	Adjusted Scheduled Activity (UDA)	
	2018	2019
April	0	9
May	227	270
June	494	635
July	902	840
August	1,063	840
September	1,313	1,097
October	1,641	1,671
November	1,912	1,862
December	2,199	1,862
January	2,377	
February	2,692	
March	3,335	
April	3,477	
May	3,477	
June	3,487	

QUALITY

	Quantity	Base Number	Contract	AT	Region	England
% of FP17s for the same patient ID Re-attending within 3 months - Children	41	899	4.6%	9.4%	12.3%	11.8%
% of FP17s for the same patient ID Re-attending within 3 months - Adults	23	424	5.4%	13.5%	15.8%	15.6%
% of FP17s for the same patient ID Re-attending between 3 & 9 months - Children	470	899	52.3%	60.3%	60.1%	58.8%
% of FP17s for the same patient ID Re-attending between 3 & 9 months - Adults	227	424	53.5%	54.3%	53.3%	51.0%
% of FP17s for Band 1 Urgent Courses	32	1,215	2.6%	7.3%	9.0%	9.0%
% of FP17s Relating to Free Repair or Replacements	0	1,215	0.0%	1.1%	1.0%	0.8%
% of FP17s Relating to Continuations	0	1,215	0.0%	1.1%	1.0%	0.9%
% of Patients satisfied with the dentistry they have received	0	0	N/A	94.5%	93.8%	93.2%
% of Patients satisfied with the time they had to wait for an appointment	0	0	N/A	88.5%	89.4%	88.3%

* This is based on patients treated on this contract for their most recent course of treatment. Figures in italics indicate the base number of FP17s or Patient Questionnaire responses are less than 100. N/A is shown where the base number of responses is less than 10 during the period. % is calculated as Quantity/Base number*100

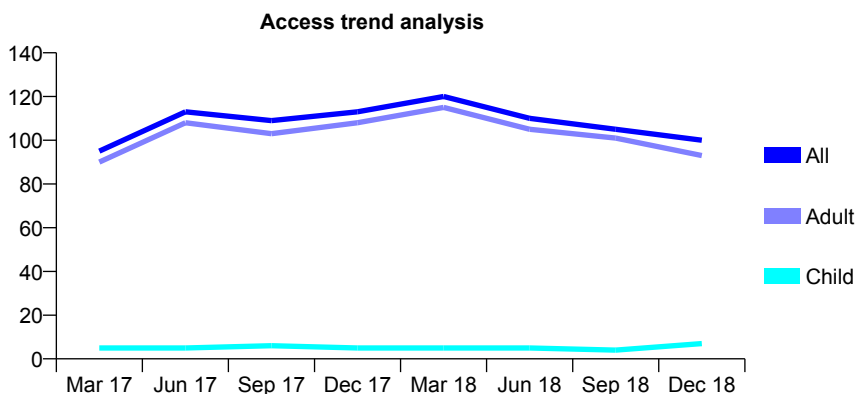
Q51 - Vital Signs At a Glance Contract Report for 181196/0008 - December 2018

Name or company name	Rotherham NHS Foundation Trust
Contract type name	PDS Contract
Purpose of contract	General
Contract start date	01/04/2011
Contract end date	30/09/2019

18/19 Contracted general activity (UDA)	600
Carry forward general activity (UDA)	0
18/19 Contracted orthodontic activity (UOA)	0
Carry forward orthodontic activity (UOA)	0
Baseline contract value	£53,891.16

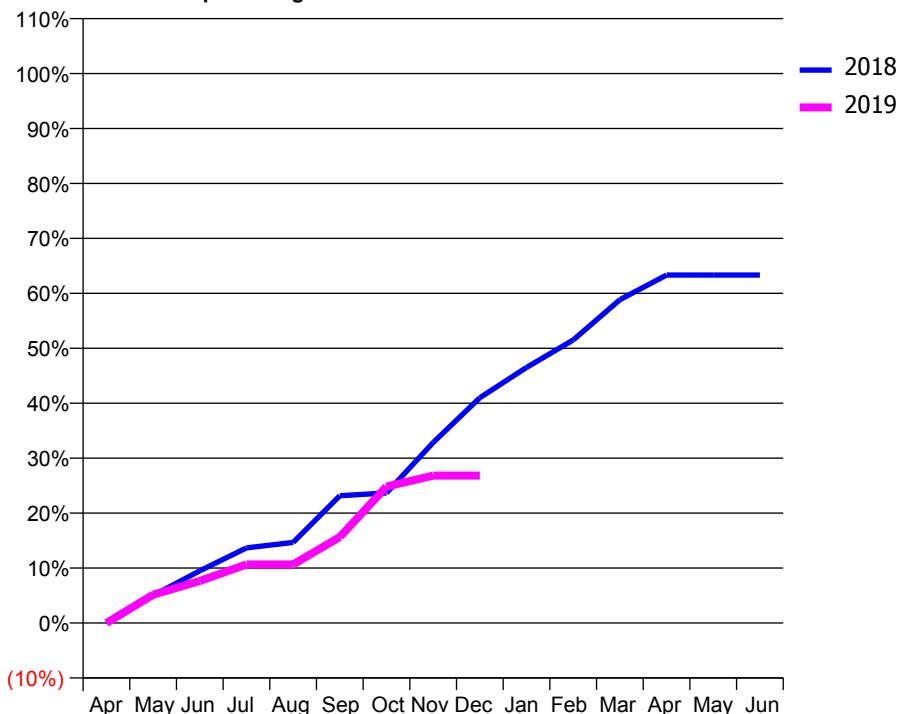
ACCESS*

Patients seen in 24 months	Total	Change since previous quarter
Quarter ending December 2017	113	
Quarter ending March 2018	120	↑
Quarter ending June 2018	110	↓
Quarter ending September 2018	105	↓
Quarter ending December 2018	100	↓
Variance since December 2017	(11.5%)	↓



ACTIVITY

Cumulative percentage of contracted UDA delivered 2018 & 2019



Month	Adjusted Scheduled Activity (UDA)	
	2018	2019
April	0	0
May	30	31
June	57	46
July	82	64
August	88	64
September	139	94
October	142	149
November	197	161
December	246	161
January	279	
February	309	
March	353	
April	380	
May	380	
June	380	

QUALITY

	Quantity	Base Number	Contract	AT	Region	England
% of FP17s for the same patient ID Re-attending within 3 months - Children	0	6	0.0%	9.4%	12.3%	11.8%
% of FP17s for the same patient ID Re-attending within 3 months - Adults	0	60	0.0%	13.5%	15.8%	15.6%
% of FP17s for the same patient ID Re-attending between 3 & 9 months - Children	0	6	0.0%	60.3%	60.1%	58.8%
% of FP17s for the same patient ID Re-attending between 3 & 9 months - Adults	0	60	0.0%	54.3%	53.3%	51.0%
% of FP17s for Band 1 Urgent Courses	0	57	0.0%	7.3%	9.0%	9.0%
% of FP17s Relating to Free Repair or Replacements	0	57	0.0%	1.1%	1.0%	0.8%
% of FP17s Relating to Continuations	0	57	0.0%	1.1%	1.0%	0.9%
% of Patients satisfied with the dentistry they have received	0	0	N/A	94.5%	93.8%	93.2%
% of Patients satisfied with the time they had to wait for an appointment	0	0	N/A	88.5%	89.4%	88.3%

* This is based on patients treated on this contract for their most recent course of treatment. Figures in italics indicate the base number of FP17s or Patient Questionnaire responses are less than 100. N/A is shown where the base number of responses is less than 10 during the period. % is calculated as Quantity/Base number*100

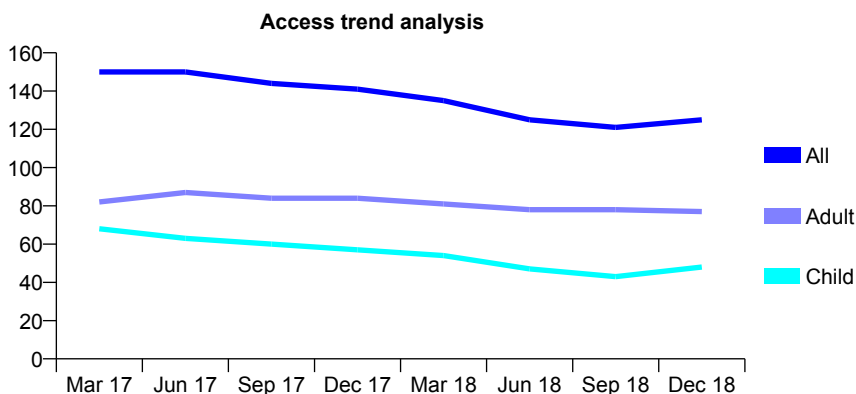
Q51 - Vital Signs At a Glance Contract Report for 181196/0009 - December 2018

Name or company name	Rotherham NHS Foundation Trust
Contract type name	PDS Contract
Purpose of contract	General
Contract start date	01/04/2011
Contract end date	30/09/2019

18/19 Contracted general activity (UDA)	600
Carry forward general activity (UDA)	0
18/19 Contracted orthodontic activity (UOA)	0
Carry forward orthodontic activity (UOA)	0
Baseline contract value	£53,891.16

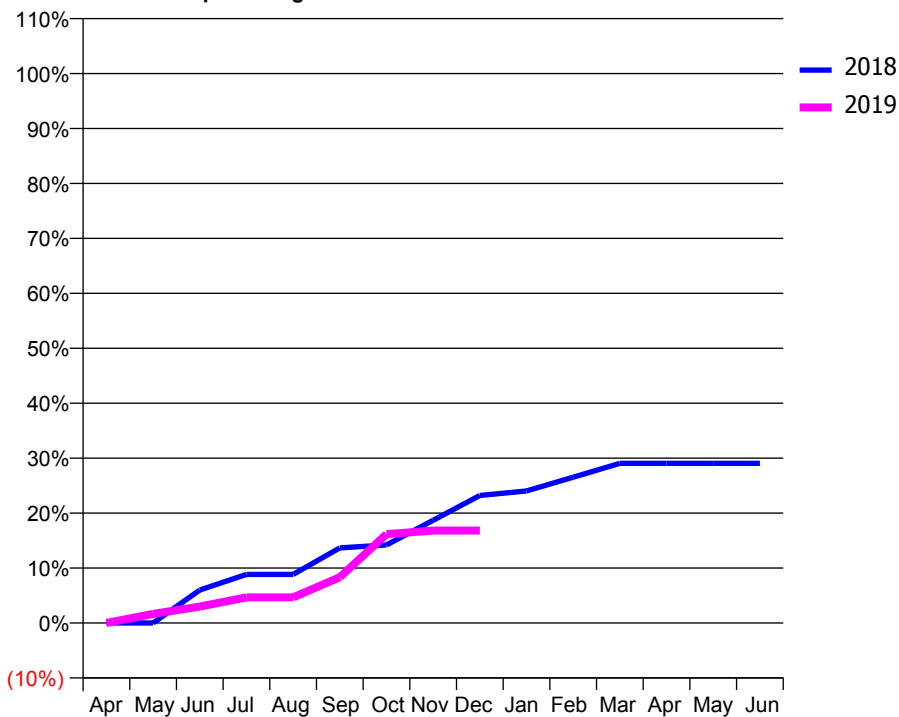
ACCESS*

Patients seen in 24 months	Total	Change since previous quarter
Quarter ending December 2017	141	
Quarter ending March 2018	135	↓
Quarter ending June 2018	125	↓
Quarter ending September 2018	121	↓
Quarter ending December 2018	125	↑
Variance since December 2017	(11.3%)	↓



ACTIVITY

Cumulative percentage of contracted UDA delivered 2018 & 2019



Adjusted Scheduled Activity (UDA)

Month	2018	2019
April	0	0
May	0	10
June	36	18
July	53	28
August	53	28
September	82	50
October	85	97
November	112	101
December	139	101
January	144	
February	159	
March	174	
April	174	
May	174	
June	174	

QUALITY

	Quantity	Base Number	Contract	AT	Region	England
% of FP17s for the same patient ID Re-attending within 3 months - Children	0	35	0.0%	9.4%	12.3%	11.8%
% of FP17s for the same patient ID Re-attending within 3 months - Adults	0	47	0.0%	13.5%	15.8%	15.6%
% of FP17s for the same patient ID Re-attending between 3 & 9 months - Children	12	35	34.3%	60.3%	60.1%	58.8%
% of FP17s for the same patient ID Re-attending between 3 & 9 months - Adults	23	47	48.9%	54.3%	53.3%	51.0%
% of FP17s for Band 1 Urgent Courses	0	81	0.0%	7.3%	9.0%	9.0%
% of FP17s Relating to Free Repair or Replacements	0	81	0.0%	1.1%	1.0%	0.8%
% of FP17s Relating to Continuations	0	81	0.0%	1.1%	1.0%	0.9%
% of Patients satisfied with the dentistry they have received	0	0	N/A	94.5%	93.8%	93.2%
% of Patients satisfied with the time they had to wait for an appointment	0	0	N/A	88.5%	89.4%	88.3%

* This is based on patients treated on this contract for their most recent course of treatment. Figures in italics indicate the base number of FP17s or Patient Questionnaire responses are less than 100. N/A is shown where the base number of responses is less than 10 during the period. % is calculated as Quantity/Base number*100

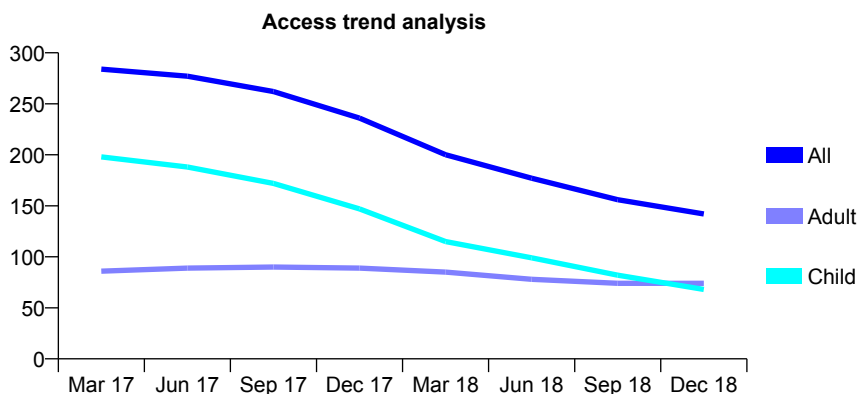
Q51 - Vital Signs At a Glance Contract Report for 181196/0010 - December 2018

Name or company name	Rotherham NHS Foundation Trust
Contract type name	PDS Contract
Purpose of contract	General
Contract start date	01/04/2011
Contract end date	30/09/2019

18/19 Contracted general activity (UDA)	800
Carry forward general activity (UDA)	0
18/19 Contracted orthodontic activity (UOA)	0
Carry forward orthodontic activity (UOA)	0
Baseline contract value	£71,854.89

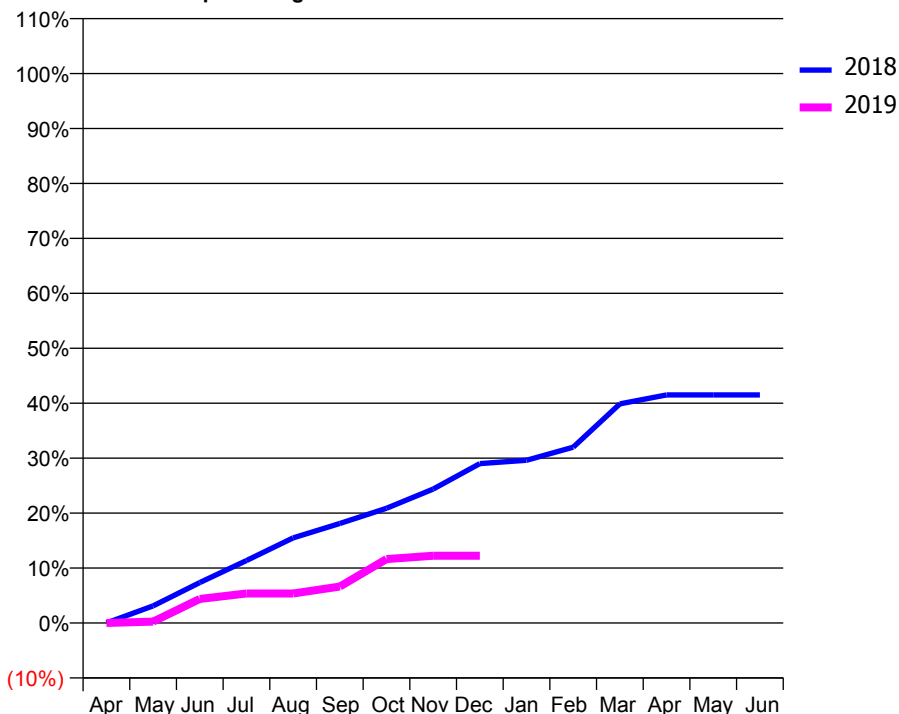
ACCESS*

Patients seen in 24 months	Total	Change since previous quarter
Quarter ending December 2017	236	
Quarter ending March 2018	200	↓
Quarter ending June 2018	177	↓
Quarter ending September 2018	156	↓
Quarter ending December 2018	142	↓
Variance since December 2017	(39.8%)	↓



ACTIVITY

Cumulative percentage of contracted UDA delivered 2018 & 2019



Month	Adjusted Scheduled Activity (UDA)	
	2018	2019
April	0	0
May	25	2
June	59	35
July	91	43
August	124	43
September	145	53
October	167	93
November	195	98
December	232	98
January	237	
February	256	
March	319	
April	332	
May	332	
June	332	

QUALITY

	Quantity	Base Number	Contract	AT	Region	England
% of FP17s for the same patient ID Re-attending within 3 months - Children	0	50	0.0%	9.4%	12.3%	11.8%
% of FP17s for the same patient ID Re-attending within 3 months - Adults	1	52	1.9%	13.5%	15.8%	15.6%
% of FP17s for the same patient ID Re-attending between 3 & 9 months - Children	34	50	68.0%	60.3%	60.1%	58.8%
% of FP17s for the same patient ID Re-attending between 3 & 9 months - Adults	40	52	76.9%	54.3%	53.3%	51.0%
% of FP17s for Band 1 Urgent Courses	0	90	0.0%	7.3%	9.0%	9.0%
% of FP17s Relating to Free Repair or Replacements	0	90	0.0%	1.1%	1.0%	0.8%
% of FP17s Relating to Continuations	0	90	0.0%	1.1%	1.0%	0.9%
% of Patients satisfied with the dentistry they have received	0	0	N/A	94.5%	93.8%	93.2%
% of Patients satisfied with the time they had to wait for an appointment	0	0	N/A	88.5%	89.4%	88.3%

* This is based on patients treated on this contract for their most recent course of treatment. Figures in italics indicate the base number of FP17s or Patient Questionnaire responses are less than 100. N/A is shown where the base number of responses is less than 10 during the period. % is calculated as Quantity/Base number*100

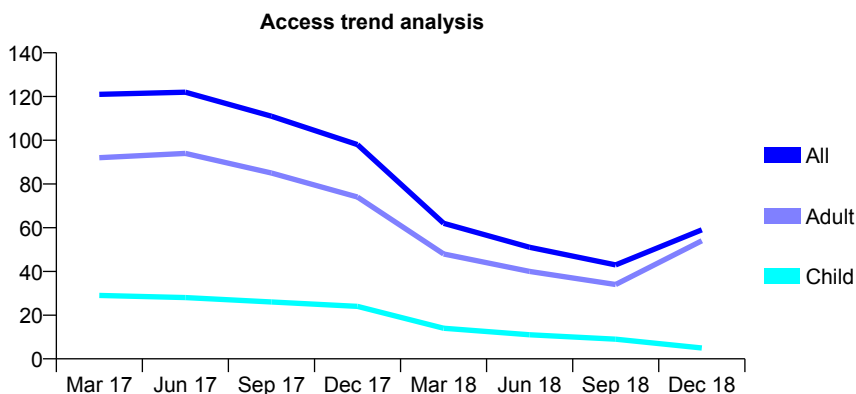
Q51 - Vital Signs At a Glance Contract Report for 181196/0011 - December 2018

Name or company name	Rotherham NHS Foundation Trust
Contract type name	PDS Contract
Purpose of contract	General
Contract start date	01/04/2011
Contract end date	30/09/2019

18/19 Contracted general activity (UDA)	400
Carry forward general activity (UDA)	0
18/19 Contracted orthodontic activity (UOA)	0
Carry forward orthodontic activity (UOA)	0
Baseline contract value	£35,927.45

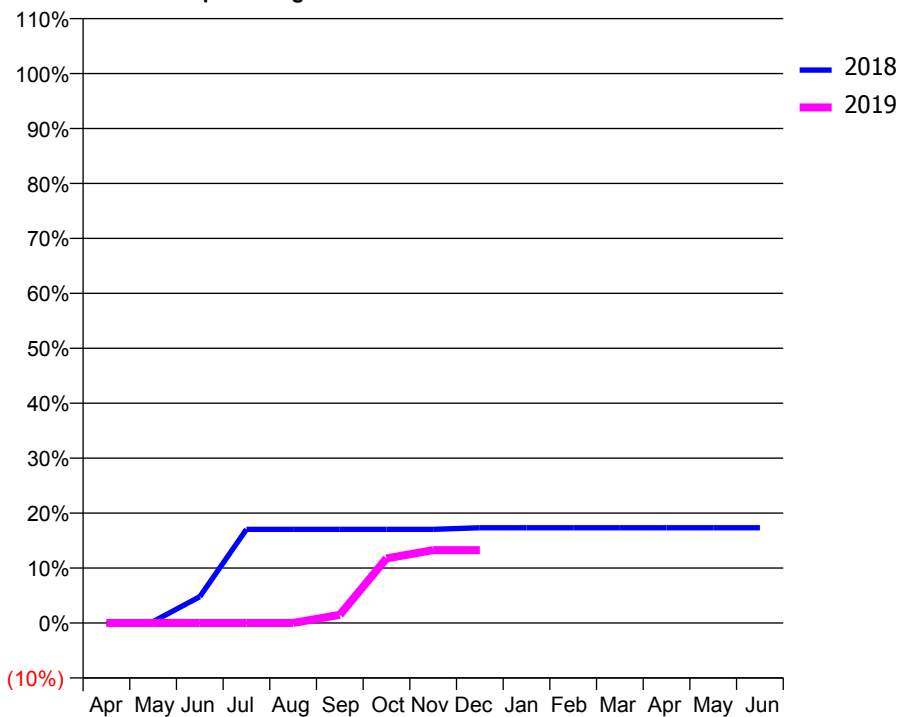
ACCESS*

Patients seen in 24 months	Total	Change since previous quarter
Quarter ending December 2017	98	
Quarter ending March 2018	62	↓
Quarter ending June 2018	51	↓
Quarter ending September 2018	43	↓
Quarter ending December 2018	59	↑
Variance since December 2017	(39.8%)	↓



ACTIVITY

Cumulative percentage of contracted UDA delivered 2018 & 2019



Month	Adjusted Scheduled Activity (UDA)	
	2018	2019
April	0	0
May	1	0
June	19	0
July	68	0
August	68	0
September	68	6
October	68	47
November	68	53
December	69	53
January	69	
February	69	
March	69	
April	69	
May	69	
June	69	

QUALITY

	Quantity	Base Number	Contract	AT	Region	England
% of FP17s for the same patient ID Re-attending within 3 months - Children	0	1	0.0%	9.4%	12.3%	11.8%
% of FP17s for the same patient ID Re-attending within 3 months - Adults	0	36	0.0%	13.5%	15.8%	15.6%
% of FP17s for the same patient ID Re-attending between 3 & 9 months - Children	0	1	0.0%	60.3%	60.1%	58.8%
% of FP17s for the same patient ID Re-attending between 3 & 9 months - Adults	2	36	5.6%	54.3%	53.3%	51.0%
% of FP17s for Band 1 Urgent Courses	0	36	0.0%	7.3%	9.0%	9.0%
% of FP17s Relating to Free Repair or Replacements	0	36	0.0%	1.1%	1.0%	0.8%
% of FP17s Relating to Continuations	0	36	0.0%	1.1%	1.0%	0.9%
% of Patients satisfied with the dentistry they have received	0	0	N/A	94.5%	93.8%	93.2%
% of Patients satisfied with the time they had to wait for an appointment	0	0	N/A	88.5%	89.4%	88.3%

* This is based on patients treated on this contract for their most recent course of treatment. Figures in italics indicate the base number of FP17s or Patient Questionnaire responses are less than 100. N/A is shown where the base number of responses is less than 10 during the period. % is calculated as Quantity/Base number*100

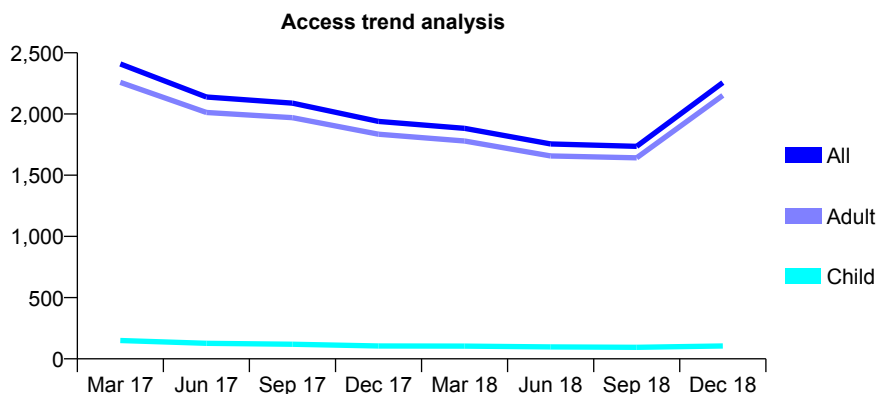
Q51 - Vital Signs At a Glance Contract Report for 181196/0012 - December 2018

Name or company name	Rotherham NHS Foundation Trust
Contract type name	PDS Contract
Purpose of contract	General
Contract start date	01/04/2011
Contract end date	31/03/2019

18/19 Contracted general activity (UDA)	10,160
Carry forward general activity (UDA)	0
18/19 Contracted orthodontic activity (UOA)	0
Carry forward orthodontic activity (UOA)	0
Baseline contract value	£931,496.47

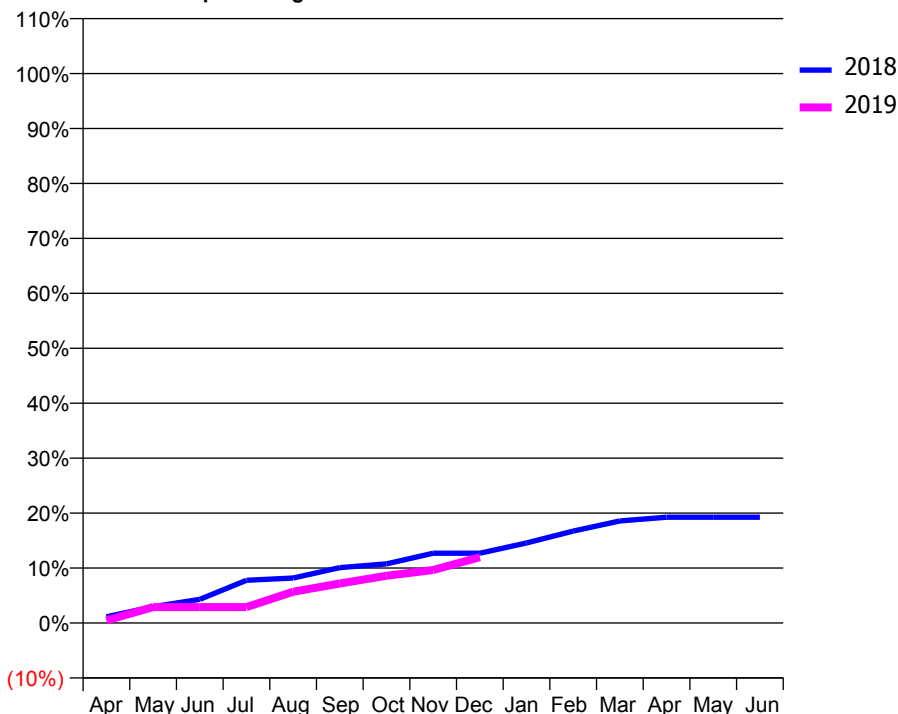
ACCESS*

Patients seen in 24 months	Total	Change since previous quarter
Quarter ending December 2017	1,940	
Quarter ending March 2018	1,883	↓
Quarter ending June 2018	1,755	↓
Quarter ending September 2018	1,736	↓
Quarter ending December 2018	2,257	↑
Variance since December 2017	16.3%	↑



ACTIVITY

Cumulative percentage of contracted UDA delivered 2018 & 2019



Month	Adjusted Scheduled Activity (UDA)	
	2018	2019
April	115	49
May	301	296
June	438	296
July	790	296
August	833	578
September	1,023	731
October	1,092	875
November	1,291	980
December	1,291	1,216
January	1,480	
February	1,701	
March	1,888	
April	1,955	
May	1,955	
June	1,955	

QUALITY

	Quantity	Base Number	Contract	AT	Region	England
% of FP17s for the same patient ID Re-attending within 3 months - Children	7	114	6.1%	9.4%	12.3%	11.8%
% of FP17s for the same patient ID Re-attending within 3 months - Adults	73	1,790	4.1%	13.5%	15.8%	15.6%
% of FP17s for the same patient ID Re-attending between 3 & 9 months - Children	0	114	0.0%	60.3%	60.1%	58.8%
% of FP17s for the same patient ID Re-attending between 3 & 9 months - Adults	44	1,790	2.5%	54.3%	53.3%	51.0%
% of FP17s for Band 1 Urgent Courses	976	998	97.8%	7.3%	9.0%	9.0%
% of FP17s Relating to Free Repair or Replacements	0	998	0.0%	1.1%	1.0%	0.8%
% of FP17s Relating to Continuations	0	998	0.0%	1.1%	1.0%	0.9%
% of Patients satisfied with the dentistry they have received	0	0	N/A	94.5%	93.8%	93.2%
% of Patients satisfied with the time they had to wait for an appointment	0	0	N/A	88.5%	89.4%	88.3%

* This is based on patients treated on this contract for their most recent course of treatment. Figures in italics indicate the base number of FP17s or Patient Questionnaire responses are less than 100. N/A is shown where the base number of responses is less than 10 during the period. % is calculated as Quantity/Base number*100

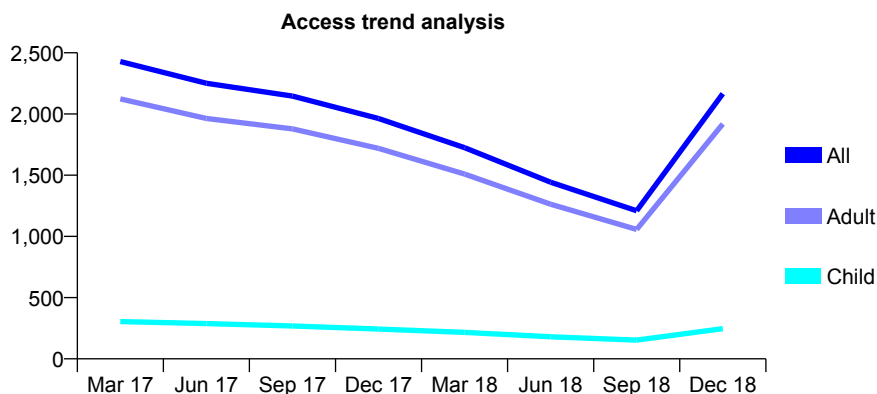
Q51 - Vital Signs At a Glance Contract Report for 181196/0013 - December 2018

Name or company name	Rotherham NHS Foundation Trust
Contract type name	PDS Contract
Purpose of contract	General
Contract start date	01/04/2011
Contract end date	31/03/2019

18/19 Contracted general activity (UDA)	5,900
Carry forward general activity (UDA)	0
18/19 Contracted orthodontic activity (UOA)	0
Carry forward orthodontic activity (UOA)	0
Baseline contract value	£496,589.69

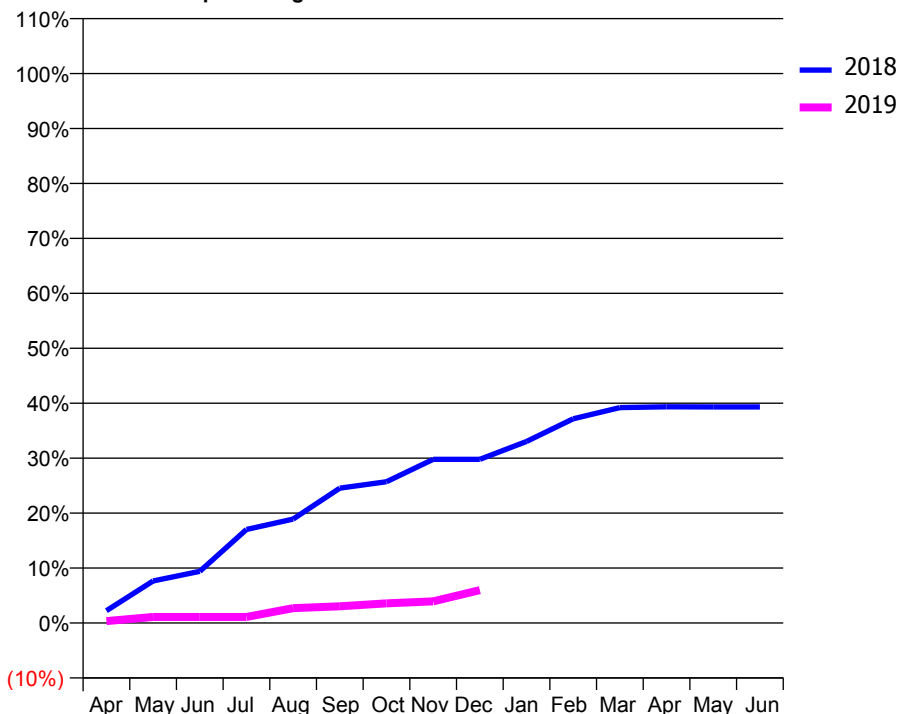
ACCESS*

Patients seen in 24 months	Total	Change since previous quarter
Quarter ending December 2017	1,963	
Quarter ending March 2018	1,725	↓
Quarter ending June 2018	1,443	↓
Quarter ending September 2018	1,210	↓
Quarter ending December 2018	2,166	↑
Variance since December 2017	10.3%	↑



ACTIVITY

Cumulative percentage of contracted UDA delivered 2018 & 2019



Month	Adjusted Scheduled Activity (UDA)	
	2018	2019
April	132	20
May	451	65
June	554	65
July	1,004	65
August	1,117	160
September	1,448	179
October	1,517	211
November	1,757	233
December	1,757	353
January	1,949	
February	2,193	
March	2,314	
April	2,322	
May	2,321	
June	2,321	

QUALITY

	Quantity	Base Number	Contract	AT	Region	England
% of FP17s for the same patient ID Re-attending within 3 months - Children	4	357	1.1%	9.4%	12.3%	11.8%
% of FP17s for the same patient ID Re-attending within 3 months - Adults	34	1,745	1.9%	13.5%	15.8%	15.6%
% of FP17s for the same patient ID Re-attending between 3 & 9 months - Children	3	357	0.8%	60.3%	60.1%	58.8%
% of FP17s for the same patient ID Re-attending between 3 & 9 months - Adults	16	1,745	0.9%	54.3%	53.3%	51.0%
% of FP17s for Band 1 Urgent Courses	1,000	1,008	99.2%	7.3%	9.0%	9.0%
% of FP17s Relating to Free Repair or Replacements	0	1,008	0.0%	1.1%	1.0%	0.8%
% of FP17s Relating to Continuations	0	1,008	0.0%	1.1%	1.0%	0.9%
% of Patients satisfied with the dentistry they have received	0	0	N/A	94.5%	93.8%	93.2%
% of Patients satisfied with the time they had to wait for an appointment	0	0	N/A	88.5%	89.4%	88.3%

* This is based on patients treated on this contract for their most recent course of treatment. Figures in italics indicate the base number of FP17s or Patient Questionnaire responses are less than 100. N/A is shown where the base number of responses is less than 10 during the period. % is calculated as Quantity/Base number*100

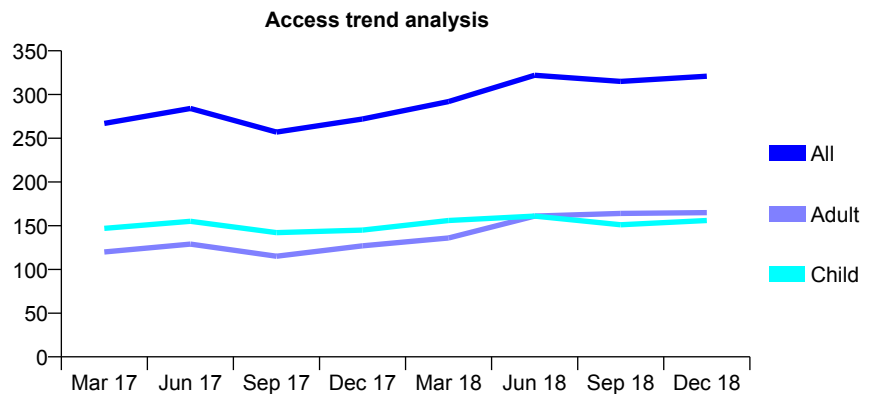
Q51 - Vital Signs At a Glance Contract Report for 181196/0014 - December 2018

Name or company name	Rotherham NHS Foundation Trust
Contract type name	PDS Contract
Purpose of contract	General
Contract start date	01/04/2011
Contract end date	30/09/2019

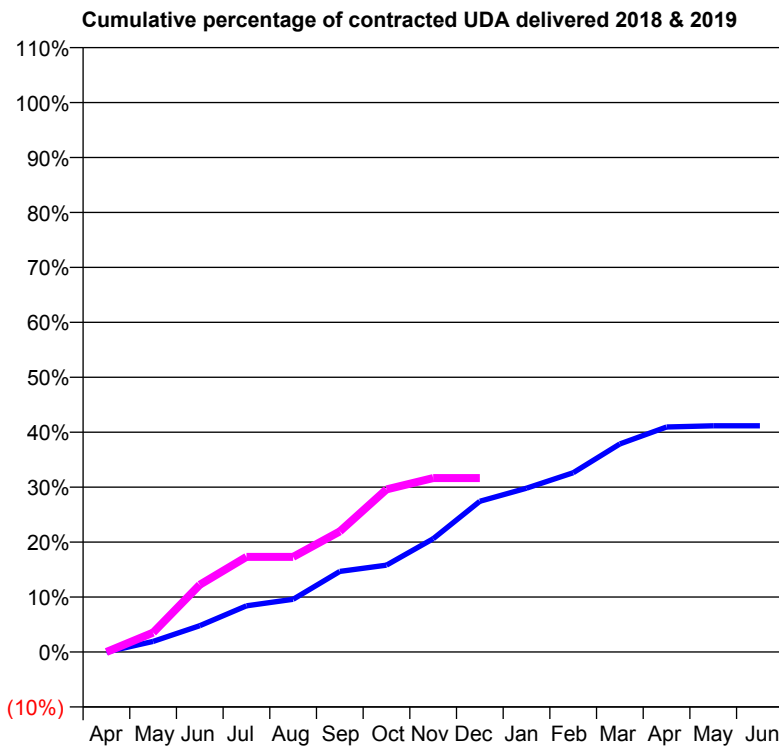
18/19 Contracted general activity (UDA)	1,500
Carry forward general activity (UDA)	0
18/19 Contracted orthodontic activity (UOA)	0
Carry forward orthodontic activity (UOA)	0
Baseline contract value	£243,914.75

ACCESS*

Patients seen in 24 months	Total	Change since previous quarter
Quarter ending December 2017	272	
Quarter ending March 2018	292	↑
Quarter ending June 2018	322	↑
Quarter ending September 2018	315	↓
Quarter ending December 2018	321	→
Variance since December 2017	18.0%	↑



ACTIVITY



Month	Adjusted Scheduled Activity (UDA)	
	2018	2019
April	0	0
May	29	53
June	72	184
July	126	260
August	144	260
September	220	329
October	237	444
November	309	475
December	412	475
January	447	
February	489	
March	568	
April	614	
May	617	
June	617	

QUALITY

	Quantity	Base Number	Contract	AT	Region	England
% of FP17s for the same patient ID Re-attending within 3 months - Children	15	182	8.2%	9.4%	12.3%	11.8%
% of FP17s for the same patient ID Re-attending within 3 months - Adults	12	161	7.5%	13.5%	15.8%	15.6%
% of FP17s for the same patient ID Re-attending between 3 & 9 months - Children	82	182	45.1%	60.3%	60.1%	58.8%
% of FP17s for the same patient ID Re-attending between 3 & 9 months - Adults	82	161	50.9%	54.3%	53.3%	51.0%
% of FP17s for Band 1 Urgent Courses	20	318	6.3%	7.3%	9.0%	9.0%
% of FP17s Relating to Free Repair or Replacements	2	318	0.6%	1.1%	1.0%	0.8%
% of FP17s Relating to Continuations	0	318	0.0%	1.1%	1.0%	0.9%
% of Patients satisfied with the dentistry they have received	0	0	N/A	94.5%	93.8%	93.2%
% of Patients satisfied with the time they had to wait for an appointment	0	0	N/A	88.5%	89.4%	88.3%

* This is based on patients treated on this contract for their most recent course of treatment. Figures in italics indicate the base number of FP17s or Patient Questionnaire responses are less than 100. N/A is shown where the base number of responses is less than 10 during the period. % is calculated as Quantity/Base number*100

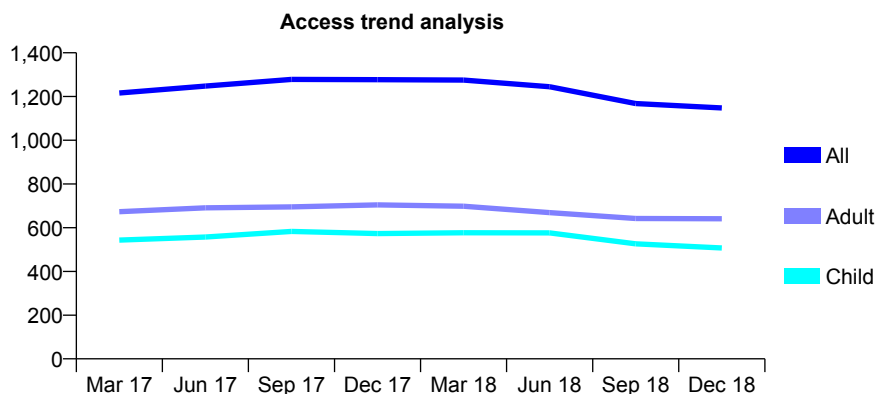
Q51 - Vital Signs At a Glance Contract Report for 181196/0015 - December 2018

Name or company name	Rotherham NHS Foundation Trust
Contract type name	PDS Contract
Purpose of contract	General
Contract start date	01/04/2011
Contract end date	30/09/2019

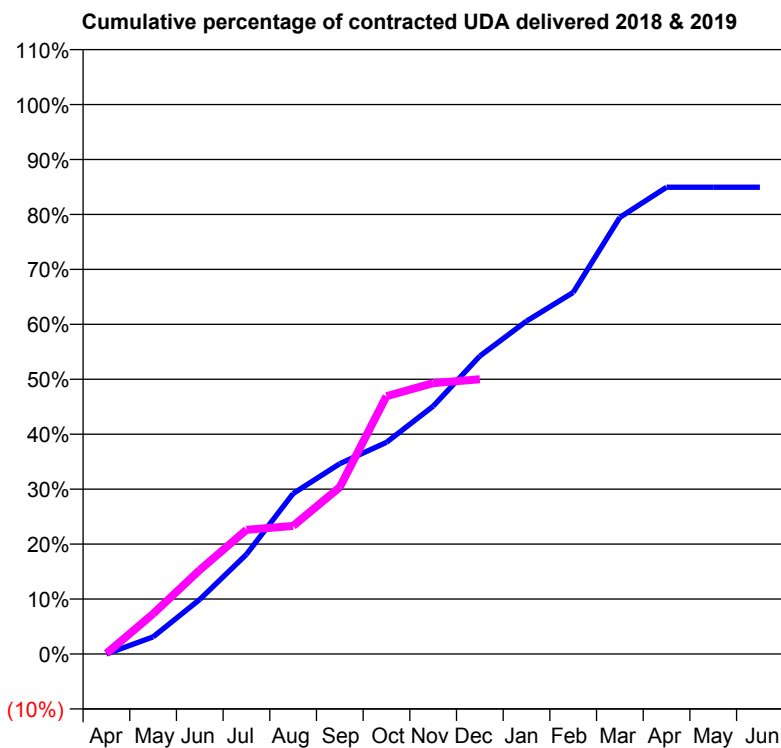
18/19 Contracted general activity (UDA)	2,500
Carry forward general activity (UDA)	0
18/19 Contracted orthodontic activity (UOA)	0
Carry forward orthodontic activity (UOA)	0
Baseline contract value	£747,198.89

ACCESS*

Patients seen in 24 months	Total	Change since previous quarter
Quarter ending December 2017	1,277	
Quarter ending March 2018	1,275	→
Quarter ending June 2018	1,245	↓
Quarter ending September 2018	1,168	↓
Quarter ending December 2018	1,148	↓
Variance since December 2017	(10.1%)	↓



ACTIVITY



Month	Adjusted Scheduled Activity (UDA)	
	2018	2019
April	0	3
May	78	183
June	248	383
July	453	565
August	730	583
September	866	759
October	963	1,173
November	1,127	1,232
December	1,356	1,250
January	1,514	
February	1,645	
March	1,986	
April	2,123	
May	2,123	
June	2,123	

QUALITY

	Quantity	Base Number	Contract	AT	Region	England
% of FP17s for the same patient ID Re-attending within 3 months - Children	51	527	9.7%	9.4%	12.3%	11.8%
% of FP17s for the same patient ID Re-attending within 3 months - Adults	46	474	9.7%	13.5%	15.8%	15.6%
% of FP17s for the same patient ID Re-attending between 3 & 9 months - Children	226	527	42.9%	60.3%	60.1%	58.8%
% of FP17s for the same patient ID Re-attending between 3 & 9 months - Adults	145	474	30.6%	54.3%	53.3%	51.0%
% of FP17s for Band 1 Urgent Courses	61	797	7.7%	7.3%	9.0%	9.0%
% of FP17s Relating to Free Repair or Replacements	0	797	0.0%	1.1%	1.0%	0.8%
% of FP17s Relating to Continuations	1	797	0.1%	1.1%	1.0%	0.9%
% of Patients satisfied with the dentistry they have received	0	0	N/A	94.5%	93.8%	93.2%
% of Patients satisfied with the time they had to wait for an appointment	0	0	N/A	88.5%	89.4%	88.3%

* This is based on patients treated on this contract for their most recent course of treatment. Figures in italics indicate the base number of FP17s or Patient Questionnaire responses are less than 100. N/A is shown where the base number of responses is less than 10 during the period. % is calculated as Quantity/Base number*100

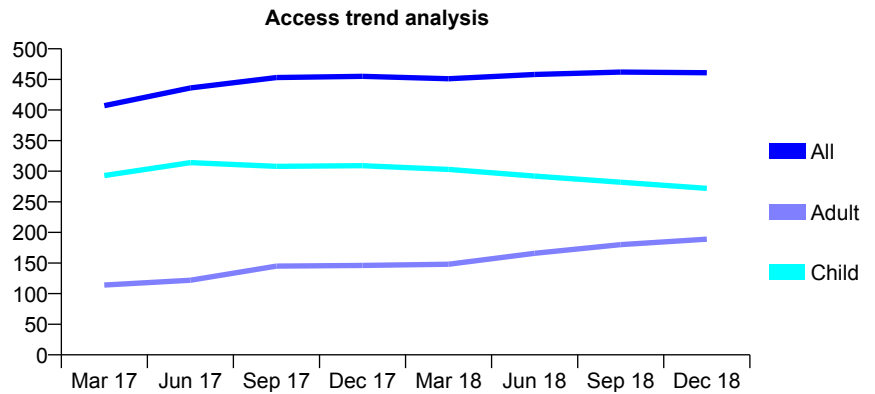
Q51 - Vital Signs At a Glance Contract Report for 181196/0016 - December 2018

Name or company name	Rotherham NHS Foundation Trust
Contract type name	PDS Contract
Purpose of contract	General
Contract start date	01/04/2011
Contract end date	30/09/2019

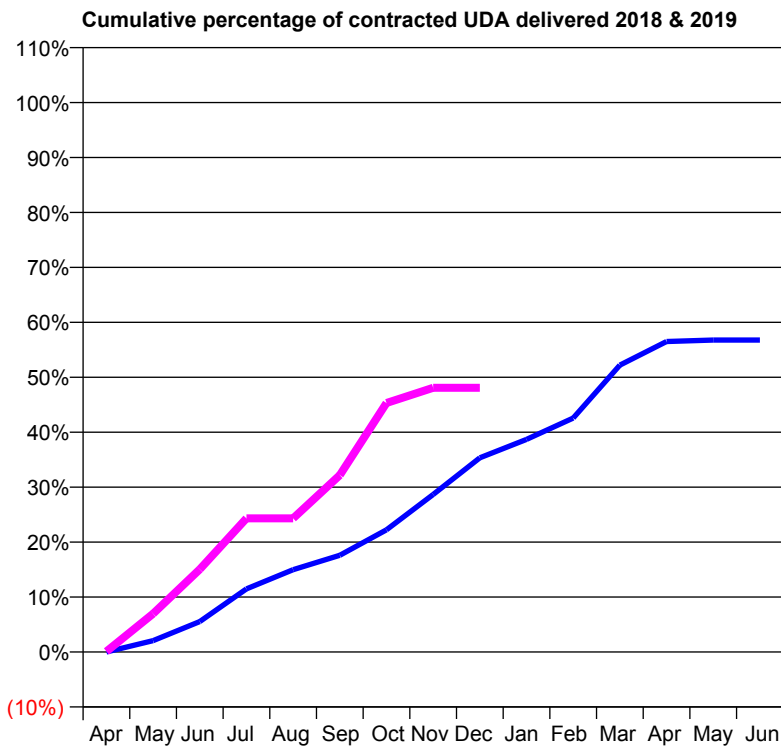
18/19 Contracted general activity (UDA)	1,200
Carry forward general activity (UDA)	0
18/19 Contracted orthodontic activity (UOA)	0
Carry forward orthodontic activity (UOA)	0
Baseline contract value	£281,286.09

ACCESS*

Patients seen in 24 months	Total	Change since previous quarter
Quarter ending December 2017	455	
Quarter ending March 2018	451	→
Quarter ending June 2018	458	→
Quarter ending September 2018	462	→
Quarter ending December 2018	461	→
Variance since December 2017	1.3%	→



ACTIVITY



Month	Adjusted Scheduled Activity (UDA)	
	2018	2019
April	0	1
May	25	84
June	66	181
July	138	292
August	180	292
September	211	386
October	267	544
November	344	577
December	424	577
January	464	
February	511	
March	627	
April	678	
May	681	
June	681	

QUALITY

	Quantity	Base Number	Contract	AT	Region	England
% of FP17s for the same patient ID Re-attending within 3 months - Children	16	250	6.4%	9.4%	12.3%	11.8%
% of FP17s for the same patient ID Re-attending within 3 months - Adults	10	141	7.1%	13.5%	15.8%	15.6%
% of FP17s for the same patient ID Re-attending between 3 & 9 months - Children	82	250	32.8%	60.3%	60.1%	58.8%
% of FP17s for the same patient ID Re-attending between 3 & 9 months - Adults	32	141	22.7%	54.3%	53.3%	51.0%
% of FP17s for Band 1 Urgent Courses	35	351	10.0%	7.3%	9.0%	9.0%
% of FP17s Relating to Free Repair or Replacements	0	351	0.0%	1.1%	1.0%	0.8%
% of FP17s Relating to Continuations	0	351	0.0%	1.1%	1.0%	0.9%
% of Patients satisfied with the dentistry they have received	0	0	N/A	94.5%	93.8%	93.2%
% of Patients satisfied with the time they had to wait for an appointment	0	0	N/A	88.5%	89.4%	88.3%

* This is based on patients treated on this contract for their most recent course of treatment. Figures in italics indicate the base number of FP17s or Patient Questionnaire responses are less than 100. N/A is shown where the base number of responses is less than 10 during the period. % is calculated as Quantity/Base number*100

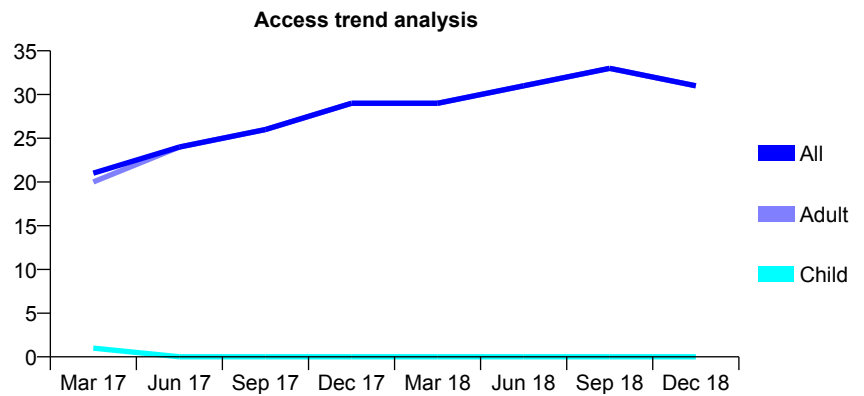
Q51 - Vital Signs At a Glance Contract Report for 181196/0017 - December 2018

Name or company name	Rotherham NHS Foundation Trust
Contract type name	PDS Contract
Purpose of contract	General
Contract start date	01/04/2011
Contract end date	30/09/2019

18/19 Contracted general activity (UDA)	100
Carry forward general activity (UDA)	0
18/19 Contracted orthodontic activity (UOA)	0
Carry forward orthodontic activity (UOA)	0
Baseline contract value	£2,597.41

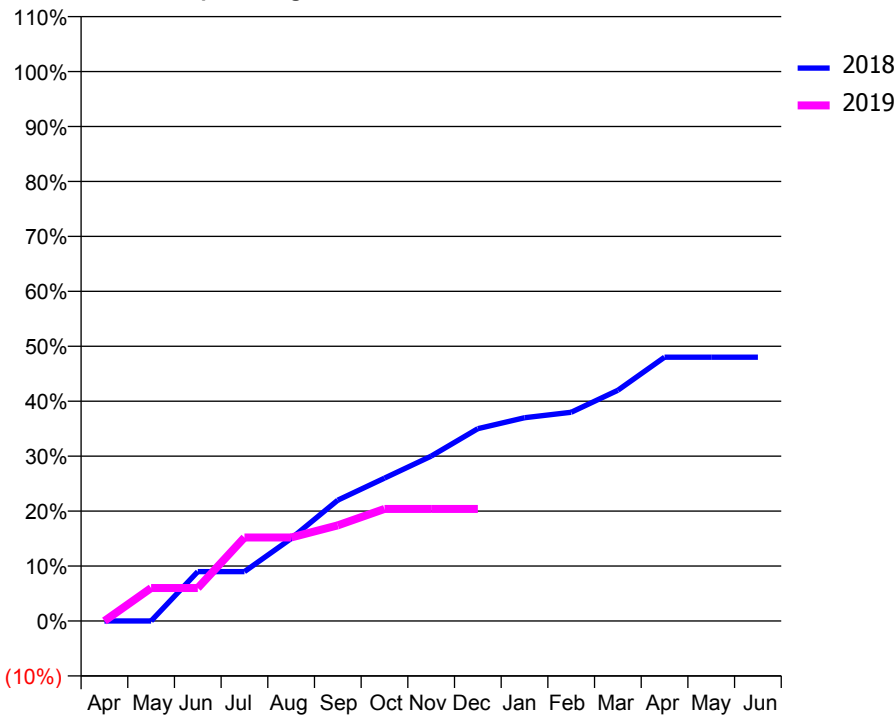
ACCESS*

Patients seen in 24 months	Total	Change since previous quarter
Quarter ending December 2017	29	
Quarter ending March 2018	29	→
Quarter ending June 2018	31	↑
Quarter ending September 2018	33	↑
Quarter ending December 2018	31	↓
Variance since December 2017	6.9%	↑



ACTIVITY

Cumulative percentage of contracted UDA delivered 2018 & 2019



Month	Adjusted Scheduled Activity (UDA)	
	2018	2019
April	0	0
May	0	6
June	9	6
July	9	15
August	15	15
September	22	17
October	26	20
November	30	20
December	35	20
January	37	
February	38	
March	42	
April	48	
May	48	
June	48	

QUALITY

	Quantity	Base Number	Contract	AT	Region	England
% of FP17s for the same patient ID Re-attending within 3 months - Children	0	0	N/A	9.4%	12.3%	11.8%
% of FP17s for the same patient ID Re-attending within 3 months - Adults	1	18	5.6%	13.5%	15.8%	15.6%
% of FP17s for the same patient ID Re-attending between 3 & 9 months - Children	0	0	N/A	60.3%	60.1%	58.8%
% of FP17s for the same patient ID Re-attending between 3 & 9 months - Adults	3	18	16.7%	54.3%	53.3%	51.0%
% of FP17s for Band 1 Urgent Courses	2	14	14.3%	7.3%	9.0%	9.0%
% of FP17s Relating to Free Repair or Replacements	0	14	0.0%	1.1%	1.0%	0.8%
% of FP17s Relating to Continuations	0	14	0.0%	1.1%	1.0%	0.9%
% of Patients satisfied with the dentistry they have received	0	0	N/A	94.5%	93.8%	93.2%
% of Patients satisfied with the time they had to wait for an appointment	0	0	N/A	88.5%	89.4%	88.3%

* This is based on patients treated on this contract for their most recent course of treatment. Figures in italics indicate the base number of FP17s or Patient Questionnaire responses are less than 100. N/A is shown where the base number of responses is less than 10 during the period. % is calculated as Quantity/Base number*100

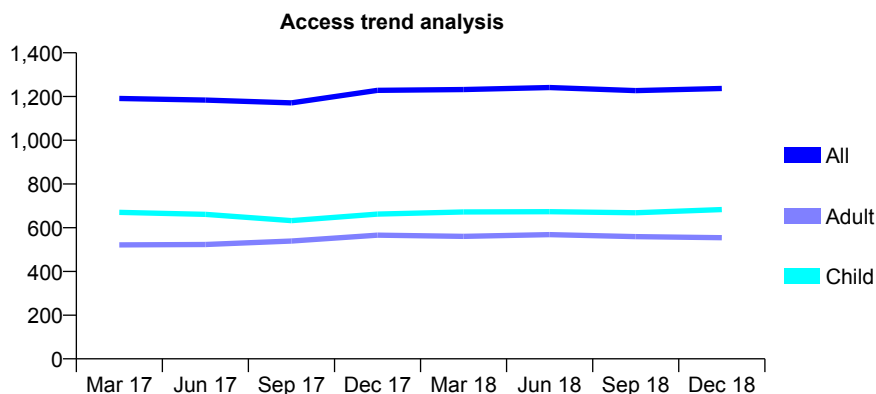
Q51 - Vital Signs At a Glance Contract Report for 181196/0018 - December 2018

Name or company name	Rotherham NHS Foundation Trust
Contract type name	PDS Contract
Purpose of contract	General
Contract start date	01/04/2011
Contract end date	30/09/2019

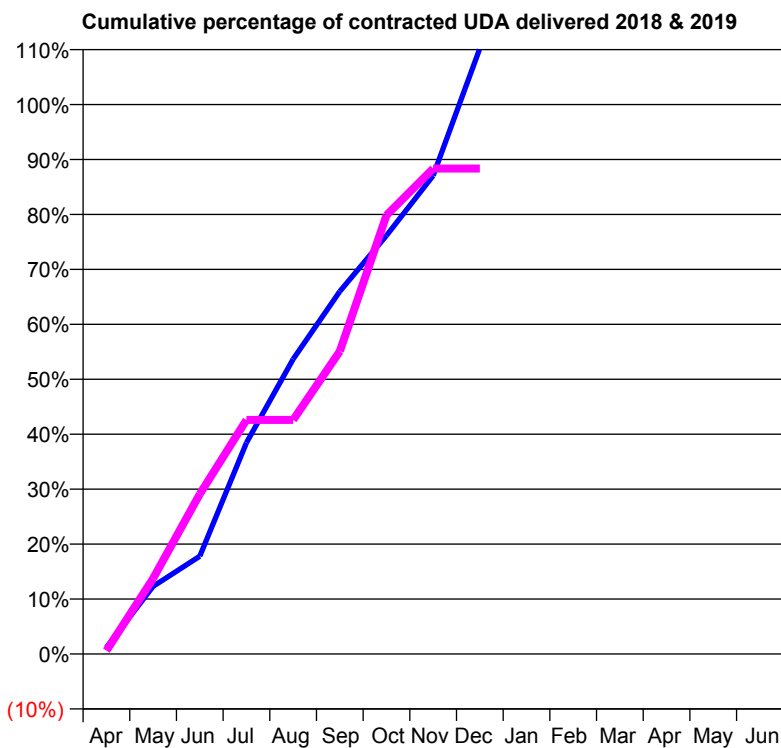
18/19 Contracted general activity (UDA)	2,000
Carry forward general activity (UDA)	0
18/19 Contracted orthodontic activity (UOA)	0
Carry forward orthodontic activity (UOA)	0
Baseline contract value	£591,831.97

ACCESS*

Patients seen in 24 months	Total	Change since previous quarter
Quarter ending December 2017	1,228	
Quarter ending March 2018	1,232	→
Quarter ending June 2018	1,241	→
Quarter ending September 2018	1,227	↓
Quarter ending December 2018	1,237	→
Variance since December 2017	0.7%	→



ACTIVITY



Adjusted Scheduled Activity (UDA)		
Month	2018	2019
April	24	12
May	246	275
June	356	582
July	769	852
August	1,073	852
September	1,320	1,102
October	1,523	1,597
November	1,741	1,767
December	2,203	1,767
January	2,317	
February	2,459	
March	2,924	
April	3,017	
May	3,019	
June	3,019	

QUALITY

	Quantity	Base Number	Contract	AT	Region	England
% of FP17s for the same patient ID Re-attending within 3 months - Children	34	725	4.7%	9.4%	12.3%	11.8%
% of FP17s for the same patient ID Re-attending within 3 months - Adults	62	449	13.8%	13.5%	15.8%	15.6%
% of FP17s for the same patient ID Re-attending between 3 & 9 months - Children	331	725	45.7%	60.3%	60.1%	58.8%
% of FP17s for the same patient ID Re-attending between 3 & 9 months - Adults	260	449	57.9%	54.3%	53.3%	51.0%
% of FP17s for Band 1 Urgent Courses	14	1,010	1.4%	7.3%	9.0%	9.0%
% of FP17s Relating to Free Repair or Replacements	0	1,010	0.0%	1.1%	1.0%	0.8%
% of FP17s Relating to Continuations	2	1,010	0.2%	1.1%	1.0%	0.9%
% of Patients satisfied with the dentistry they have received	0	0	N/A	94.5%	93.8%	93.2%
% of Patients satisfied with the time they had to wait for an appointment	0	0	N/A	88.5%	89.4%	88.3%

* This is based on patients treated on this contract for their most recent course of treatment. Figures in italics indicate the base number of FP17s or Patient Questionnaire responses are less than 100. N/A is shown where the base number of responses is less than 10 during the period. % is calculated as Quantity/Base number*100

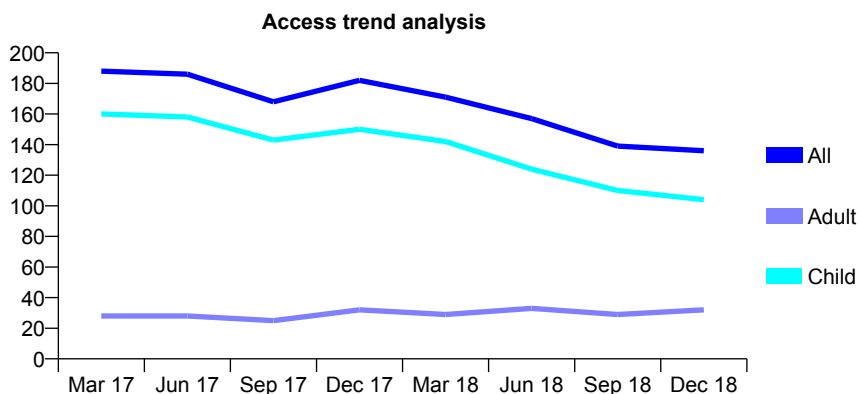
Q51 - Vital Signs At a Glance Contract Report for 181196/0019 - December 2018

Name or company name	Rotherham NHS Foundation Trust
Contract type name	PDS Contract
Purpose of contract	General
Contract start date	01/04/2011
Contract end date	30/09/2019

18/19 Contracted general activity (UDA)	350
Carry forward general activity (UDA)	0
18/19 Contracted orthodontic activity (UOA)	0
Carry forward orthodontic activity (UOA)	0
Baseline contract value	£103,570.60

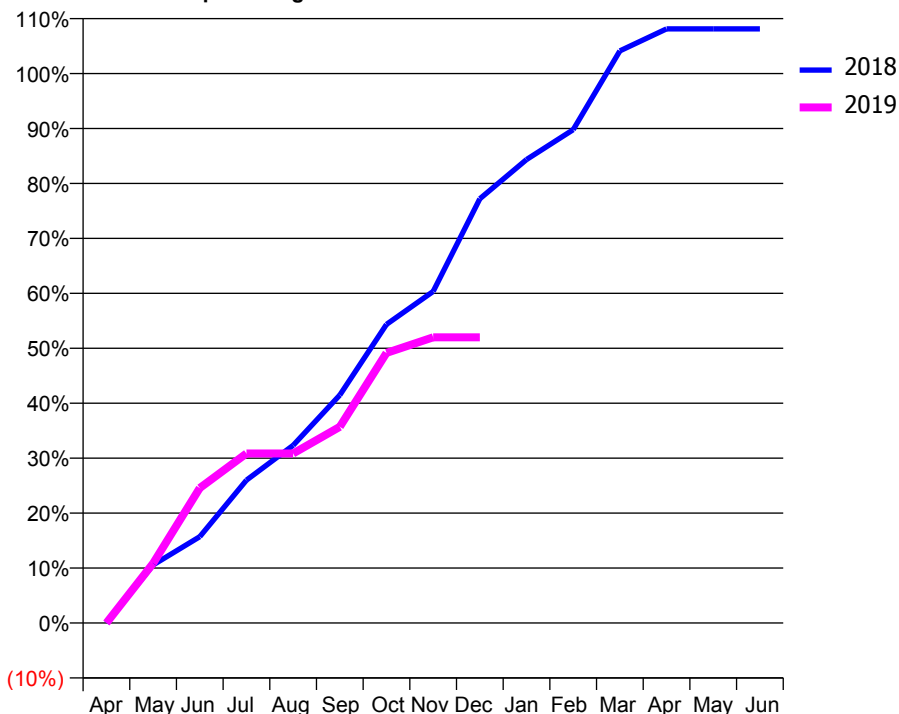
ACCESS*

Patients seen in 24 months	Total	Change since previous quarter
Quarter ending December 2017	182	
Quarter ending March 2018	171	↓
Quarter ending June 2018	157	↓
Quarter ending September 2018	139	↓
Quarter ending December 2018	136	↓
Variance since December 2017	(25.3%)	↓



ACTIVITY

Cumulative percentage of contracted UDA delivered 2018 & 2019



Month	Adjusted Scheduled Activity (UDA)	
	2018	2019
April	0	0
May	37	38
June	55	86
July	91	108
August	113	108
September	145	125
October	190	172
November	211	182
December	270	182
January	295	
February	314	
March	364	
April	378	
May	378	
June	378	

QUALITY

	Quantity	Base Number	Contract	AT	Region	England
% of FP17s for the same patient ID Re-attending within 3 months - Children	4	93	4.3%	9.4%	12.3%	11.8%
% of FP17s for the same patient ID Re-attending within 3 months - Adults	2	25	8.0%	13.5%	15.8%	15.6%
% of FP17s for the same patient ID Re-attending between 3 & 9 months - Children	41	93	44.1%	60.3%	60.1%	58.8%
% of FP17s for the same patient ID Re-attending between 3 & 9 months - Adults	13	25	52.0%	54.3%	53.3%	51.0%
% of FP17s for Band 1 Urgent Courses	0	103	0.0%	7.3%	9.0%	9.0%
% of FP17s Relating to Free Repair or Replacements	0	103	0.0%	1.1%	1.0%	0.8%
% of FP17s Relating to Continuations	0	103	0.0%	1.1%	1.0%	0.9%
% of Patients satisfied with the dentistry they have received	0	0	N/A	94.5%	93.8%	93.2%
% of Patients satisfied with the time they had to wait for an appointment	0	0	N/A	88.5%	89.4%	88.3%

* This is based on patients treated on this contract for their most recent course of treatment. Figures in italics indicate the base number of FP17s or Patient Questionnaire responses are less than 100. N/A is shown where the base number of responses is less than 10 during the period. % is calculated as Quantity/Base number*100

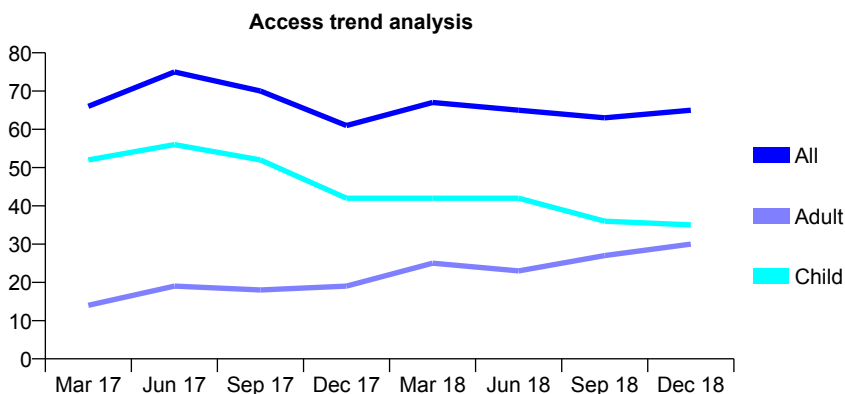
Q51 - Vital Signs At a Glance Contract Report for 181196/0020 - December 2018

Name or company name	Rotherham NHS Foundation Trust
Contract type name	PDS Contract
Purpose of contract	General
Contract start date	01/04/2011
Contract end date	30/09/2019

18/19 Contracted general activity (UDA)	150
Carry forward general activity (UDA)	0
18/19 Contracted orthodontic activity (UOA)	0
Carry forward orthodontic activity (UOA)	0
Baseline contract value	£44,387.41

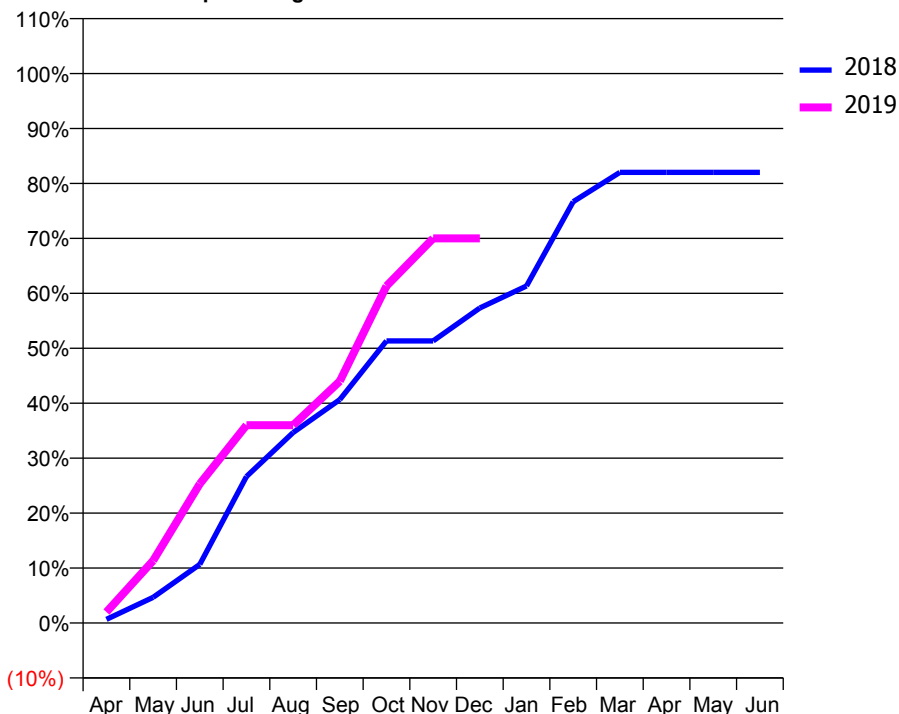
ACCESS*

Patients seen in 24 months	Total	Change since previous quarter
Quarter ending December 2017	61	
Quarter ending March 2018	67	↑
Quarter ending June 2018	65	↓
Quarter ending September 2018	63	↓
Quarter ending December 2018	65	↑
Variance since December 2017	6.6%	↑



ACTIVITY

Cumulative percentage of contracted UDA delivered 2018 & 2019



Month	Adjusted Scheduled Activity (UDA)	
	2018	2019
April	1	3
May	7	17
June	16	38
July	40	54
August	52	54
September	61	66
October	77	92
November	77	105
December	86	105
January	92	
February	115	
March	123	
April	123	
May	123	
June	123	

QUALITY

	Quantity	Base Number	Contract	AT	Region	England
% of FP17s for the same patient ID Re-attending within 3 months - Children	1	36	2.8%	9.4%	12.3%	11.8%
% of FP17s for the same patient ID Re-attending within 3 months - Adults	2	23	8.7%	13.5%	15.8%	15.6%
% of FP17s for the same patient ID Re-attending between 3 & 9 months - Children	5	36	13.9%	60.3%	60.1%	58.8%
% of FP17s for the same patient ID Re-attending between 3 & 9 months - Adults	7	23	30.4%	54.3%	53.3%	51.0%
% of FP17s for Band 1 Urgent Courses	0	56	0.0%	7.3%	9.0%	9.0%
% of FP17s Relating to Free Repair or Replacements	0	56	0.0%	1.1%	1.0%	0.8%
% of FP17s Relating to Continuations	0	56	0.0%	1.1%	1.0%	0.9%
% of Patients satisfied with the dentistry they have received	0	0	N/A	94.5%	93.8%	93.2%
% of Patients satisfied with the time they had to wait for an appointment	0	0	N/A	88.5%	89.4%	88.3%

* This is based on patients treated on this contract for their most recent course of treatment. Figures in italics indicate the base number of FP17s or Patient Questionnaire responses are less than 100. N/A is shown where the base number of responses is less than 10 during the period. % is calculated as Quantity/Base number*100

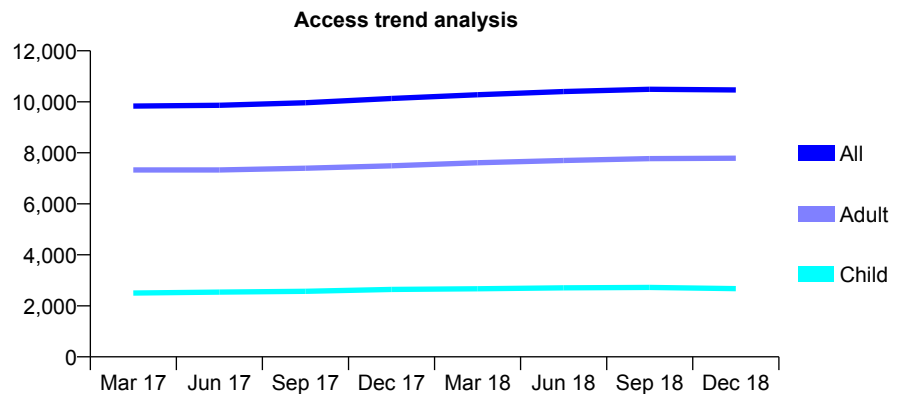
Q51 - Vital Signs At a Glance Contract Report for 181943/0001 - December 2018

Name or company name	Brinsworth Lane Dental Care
Contract type name	GDS Contract
Purpose of contract	General
Contract start date	03/05/2011
Contract end date	

18/19 Contracted general activity (UDA)	25,564
Carry forward general activity (UDA)	47
18/19 Contracted orthodontic activity (UOA)	0
Carry forward orthodontic activity (UOA)	0
Baseline contract value	£829,146.20

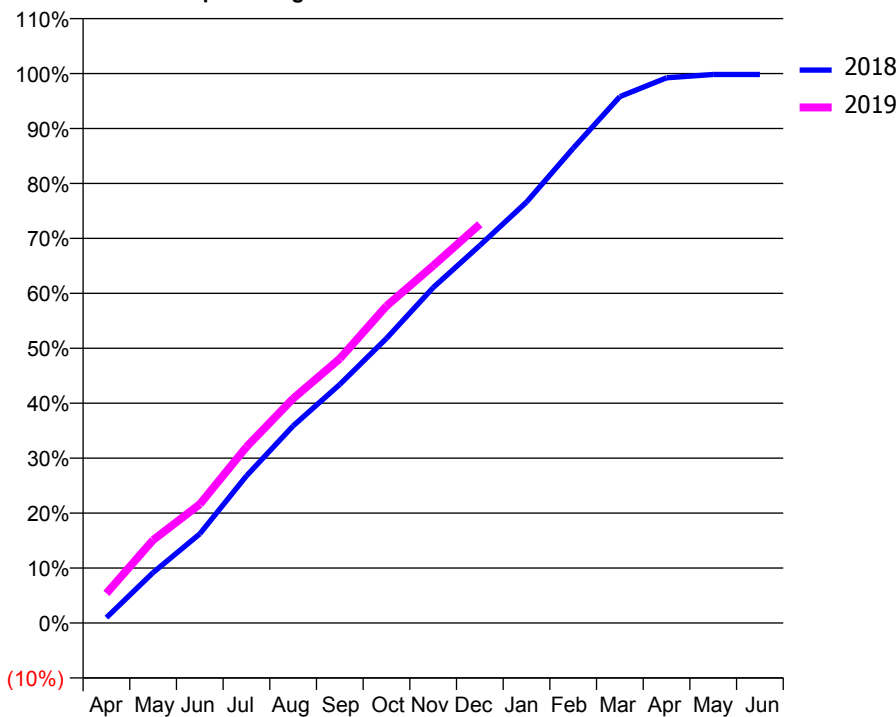
ACCESS*

Patients seen in 24 months	Total	Change since previous quarter
Quarter ending December 2017	10,133	
Quarter ending March 2018	10,278	→
Quarter ending June 2018	10,403	→
Quarter ending September 2018	10,489	→
Quarter ending December 2018	10,463	→
Variance since December 2017	3.3%	↑



ACTIVITY

Cumulative percentage of contracted UDA delivered 2018 & 2019



Month	Adjusted Scheduled Activity (UDA)	
	2018	2019
April	250	1,383
May	2,345	3,859
June	4,146	5,524
July	6,847	8,191
August	9,175	10,446
September	11,102	12,298
October	13,239	14,747
November	15,604	16,623
December	17,564	18,550
January	19,585	
February	22,090	
March	24,487	
April	25,364	
May	25,517	
June	25,517	

QUALITY

	Quantity	Base Number	Contract	AT	Region	England
% of FP17s for the same patient ID Re-attending within 3 months - Children	146	2,680	5.4%	9.4%	12.3%	11.8%
% of FP17s for the same patient ID Re-attending within 3 months - Adults	701	7,285	9.6%	13.5%	15.8%	15.6%
% of FP17s for the same patient ID Re-attending between 3 & 9 months - Children	1,573	2,680	58.7%	60.3%	60.1%	58.8%
% of FP17s for the same patient ID Re-attending between 3 & 9 months - Adults	3,566	7,285	48.9%	54.3%	53.3%	51.0%
% of FP17s for Band 1 Urgent Courses	369	9,486	3.9%	7.3%	9.0%	9.0%
% of FP17s Relating to Free Repair or Replacements	92	9,486	1.0%	1.1%	1.0%	0.8%
% of FP17s Relating to Continuations	177	9,486	1.9%	1.1%	1.0%	0.9%
% of Patients satisfied with the dentistry they have received	5	5	N/A	94.5%	93.8%	93.2%
% of Patients satisfied with the time they had to wait for an appointment	4	5	N/A	88.5%	89.4%	88.3%

* This is based on patients treated on this contract for their most recent course of treatment. Figures in italics indicate the base number of FP17s or Patient Questionnaire responses are less than 100. N/A is shown where the base number of responses is less than 10 during the period. % is calculated as Quantity/Base number*100

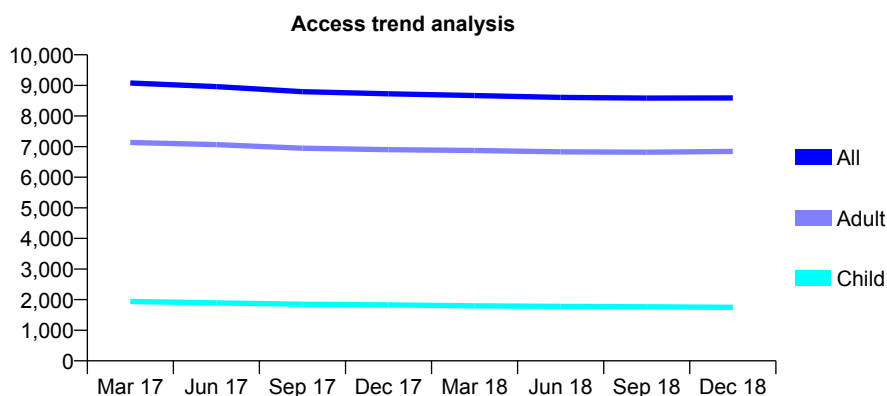
Q51 - Vital Signs At a Glance Contract Report for 182370/0001 - December 2018

Name or company name	Dental Directions
Contract type name	GDS Contract
Purpose of contract	General
Contract start date	01/04/2006
Contract end date	

18/19 Contracted general activity (UDA)	24,415
Carry forward general activity (UDA)	0
18/19 Contracted orthodontic activity (UOA)	0
Carry forward orthodontic activity (UOA)	0
Baseline contract value	£798,085.02

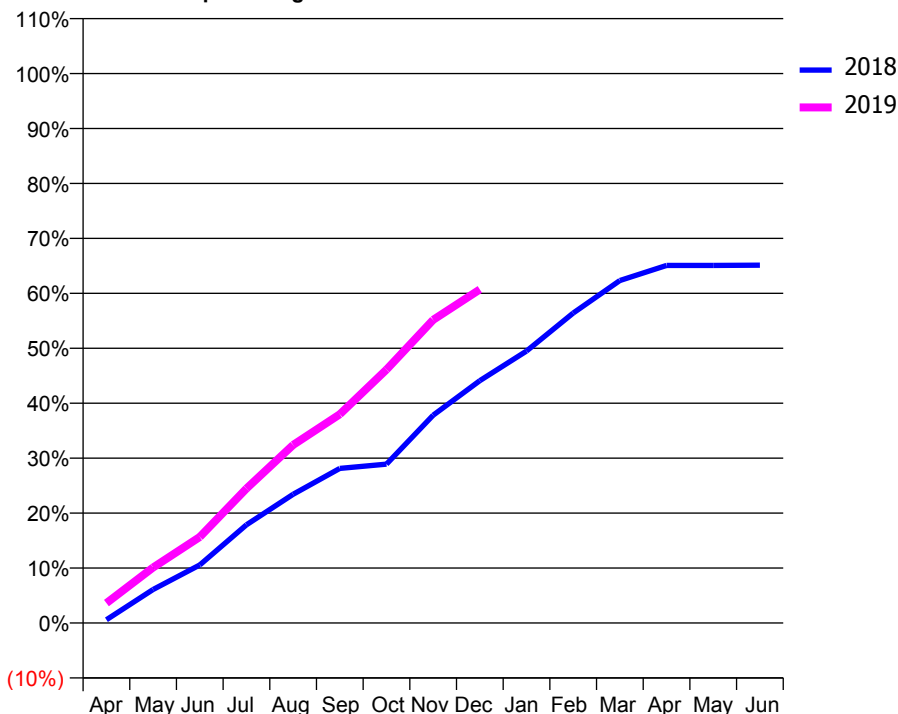
ACCESS*

Patients seen in 24 months	Total	Change since previous quarter
Quarter ending December 2017	8,727	
Quarter ending March 2018	8,671	→
Quarter ending June 2018	8,608	→
Quarter ending September 2018	8,587	→
Quarter ending December 2018	8,591	→
Variance since December 2017	(1.6%)	↓



ACTIVITY

Cumulative percentage of contracted UDA delivered 2018 & 2019



Month	Adjusted Scheduled Activity (UDA)	
	2018	2019
April	164	883
May	1,665	2,467
June	2,882	3,824
July	4,876	5,975
August	6,396	7,910
September	7,680	9,275
October	7,892	11,259
November	10,324	13,468
December	12,038	14,822
January	13,512	
February	15,400	
March	17,011	
April	17,762	
May	17,761	
June	17,774	

QUALITY

	Quantity	Base Number	Contract	AT	Region	England
% of FP17s for the same patient ID Re-attending within 3 months - Children	100	2,028	4.9%	9.4%	12.3%	11.8%
% of FP17s for the same patient ID Re-attending within 3 months - Adults	687	7,354	9.3%	13.5%	15.8%	15.6%
% of FP17s for the same patient ID Re-attending between 3 & 9 months - Children	1,242	2,028	61.2%	60.3%	60.1%	58.8%
% of FP17s for the same patient ID Re-attending between 3 & 9 months - Adults	4,077	7,354	55.4%	54.3%	53.3%	51.0%
% of FP17s for Band 1 Urgent Courses	483	8,556	5.6%	7.3%	9.0%	9.0%
% of FP17s Relating to Free Repair or Replacements	52	8,556	0.6%	1.1%	1.0%	0.8%
% of FP17s Relating to Continuations	5	8,556	0.1%	1.1%	1.0%	0.9%
% of Patients satisfied with the dentistry they have received	8	8	N/A	94.5%	93.8%	93.2%
% of Patients satisfied with the time they had to wait for an appointment	7	8	N/A	88.5%	89.4%	88.3%

* This is based on patients treated on this contract for their most recent course of treatment. Figures in italics indicate the base number of FP17s or Patient Questionnaire responses are less than 100. N/A is shown where the base number of responses is less than 10 during the period. % is calculated as Quantity/Base number*100

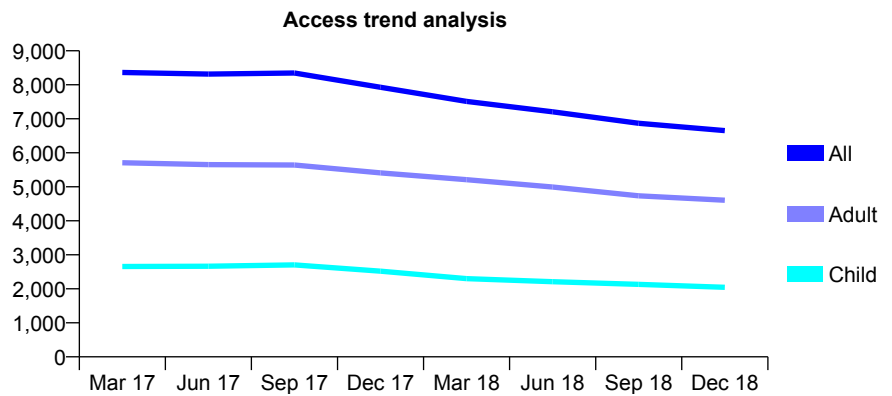
Q51 - Vital Signs At a Glance Contract Report for 182370/0002 - December 2018

Name or company name	Dental Directions
Contract type name	GDS Contract
Purpose of contract	General
Contract start date	01/04/2006
Contract end date	

18/19 Contracted general activity (UDA)	20,670
Carry forward general activity (UDA)	-356
18/19 Contracted orthodontic activity (UOA)	0
Carry forward orthodontic activity (UOA)	0
Baseline contract value	£675,071.37

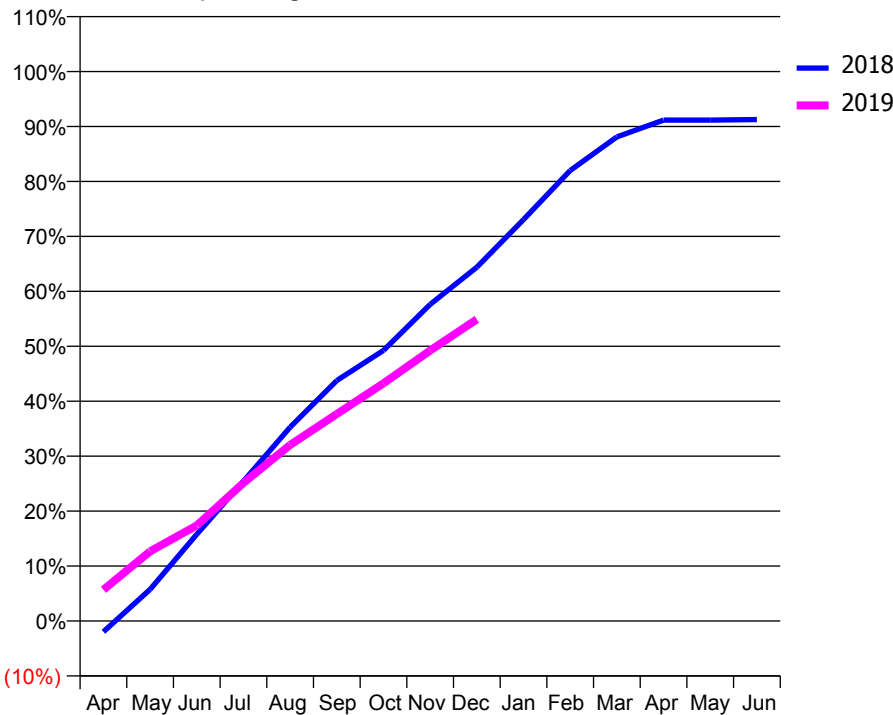
ACCESS*

Patients seen in 24 months	Total	Change since previous quarter
Quarter ending December 2017	7,929	
Quarter ending March 2018	7,510	↓
Quarter ending June 2018	7,204	↓
Quarter ending September 2018	6,869	↓
Quarter ending December 2018	6,652	↓
Variance since December 2017	(16.1%)	↓



ACTIVITY

Cumulative percentage of contracted UDA delivered 2018 & 2019



Month	Adjusted Scheduled Activity (UDA)	
	2018	2019
April	-353	1,175
May	1,024	2,622
June	2,809	3,593
July	4,525	5,196
August	6,275	6,622
September	7,786	7,788
October	8,760	8,943
November	10,249	10,176
December	11,453	11,350
January	12,994	
February	14,586	
March	15,671	
April	16,215	
May	16,215	
June	16,234	

QUALITY

	Quantity	Base Number	Contract	AT	Region	England
% of FP17s for the same patient ID Re-attending within 3 months - Children	96	2,034	4.7%	9.4%	12.3%	11.8%
% of FP17s for the same patient ID Re-attending within 3 months - Adults	396	4,270	9.3%	13.5%	15.8%	15.6%
% of FP17s for the same patient ID Re-attending between 3 & 9 months - Children	1,276	2,034	62.7%	60.3%	60.1%	58.8%
% of FP17s for the same patient ID Re-attending between 3 & 9 months - Adults	2,555	4,270	59.8%	54.3%	53.3%	51.0%
% of FP17s for Band 1 Urgent Courses	259	5,281	4.9%	7.3%	9.0%	9.0%
% of FP17s Relating to Free Repair or Replacements	64	5,281	1.2%	1.1%	1.0%	0.8%
% of FP17s Relating to Continuations	21	5,281	0.4%	1.1%	1.0%	0.9%
% of Patients satisfied with the dentistry they have received	6	6	N/A	94.5%	93.8%	93.2%
% of Patients satisfied with the time they had to wait for an appointment	6	6	N/A	88.5%	89.4%	88.3%

* This is based on patients treated on this contract for their most recent course of treatment. Figures in italics indicate the base number of FP17s or Patient Questionnaire responses are less than 100. N/A is shown where the base number of responses is less than 10 during the period. % is calculated as Quantity/Base number*100

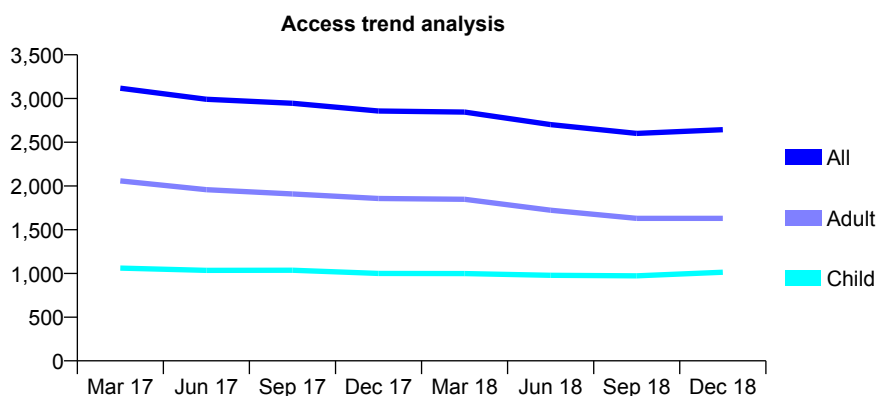
Q51 - Vital Signs At a Glance Contract Report for 186961/0001 - December 2018

Name or company name	Dalton Care Contract Limited Partnership
Contract type name	GDS Contract
Purpose of contract	General
Contract start date	01/09/2010
Contract end date	

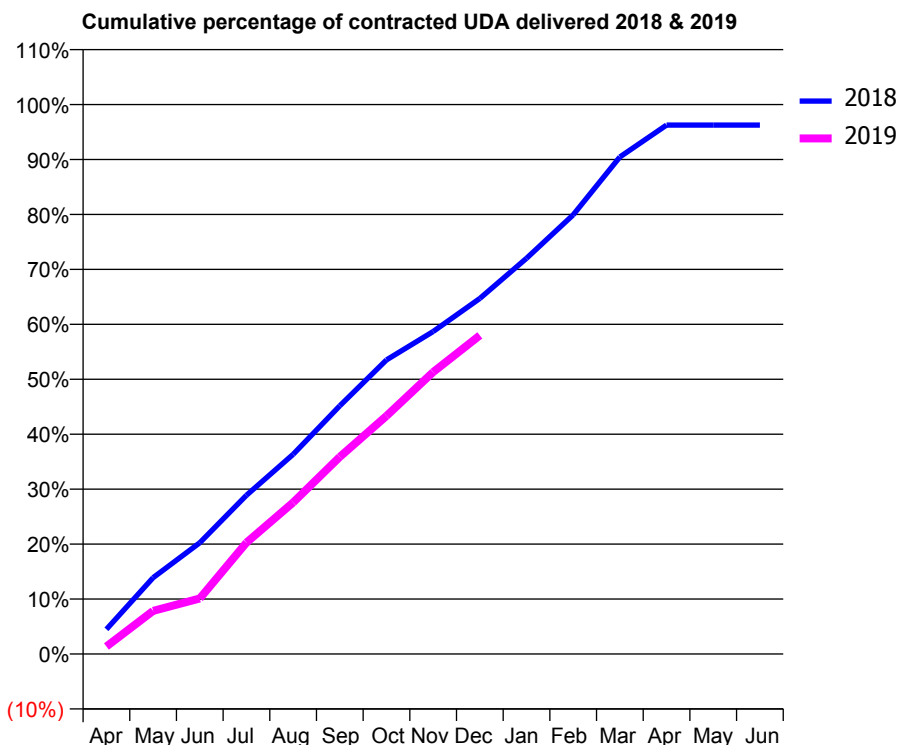
18/19 Contracted general activity (UDA)	8,000
Carry forward general activity (UDA)	300
18/19 Contracted orthodontic activity (UOA)	0
Carry forward orthodontic activity (UOA)	0
Baseline contract value	£257,906.83

ACCESS*

Patients seen in 24 months	Total	Change since previous quarter
Quarter ending December 2017	2,857	
Quarter ending March 2018	2,845	→
Quarter ending June 2018	2,701	↓
Quarter ending September 2018	2,601	↓
Quarter ending December 2018	2,643	→
Variance since December 2017	(7.5%)	↓



ACTIVITY



Month	Adjusted Scheduled Activity (UDA)	
	2018	2019
April	359	109
May	1,111	628
June	1,620	809
July	2,311	1,621
August	2,907	2,207
September	3,614	2,871
October	4,282	3,466
November	4,695	4,106
December	5,177	4,640
January	5,762	
February	6,394	
March	7,237	
April	7,700	
May	7,700	
June	7,700	

QUALITY

	Quantity	Base Number	Contract	AT	Region	England
% of FP17s for the same patient ID Re-attending within 3 months - Children	82	1,248	6.6%	9.4%	12.3%	11.8%
% of FP17s for the same patient ID Re-attending within 3 months - Adults	141	1,327	10.6%	13.5%	15.8%	15.6%
% of FP17s for the same patient ID Re-attending between 3 & 9 months - Children	731	1,248	58.6%	60.3%	60.1%	58.8%
% of FP17s for the same patient ID Re-attending between 3 & 9 months - Adults	663	1,327	50.0%	54.3%	53.3%	51.0%
% of FP17s for Band 1 Urgent Courses	53	2,381	2.2%	7.3%	9.0%	9.0%
% of FP17s Relating to Free Repair or Replacements	1	2,381	0.0%	1.1%	1.0%	0.8%
% of FP17s Relating to Continuations	40	2,381	1.7%	1.1%	1.0%	0.9%
% of Patients satisfied with the dentistry they have received	0	0	N/A	94.5%	93.8%	93.2%
% of Patients satisfied with the time they had to wait for an appointment	0	0	N/A	88.5%	89.4%	88.3%

* This is based on patients treated on this contract for their most recent course of treatment. Figures in italics indicate the base number of FP17s or Patient Questionnaire responses are less than 100. N/A is shown where the base number of responses is less than 10 during the period. % is calculated as Quantity/Base number*100

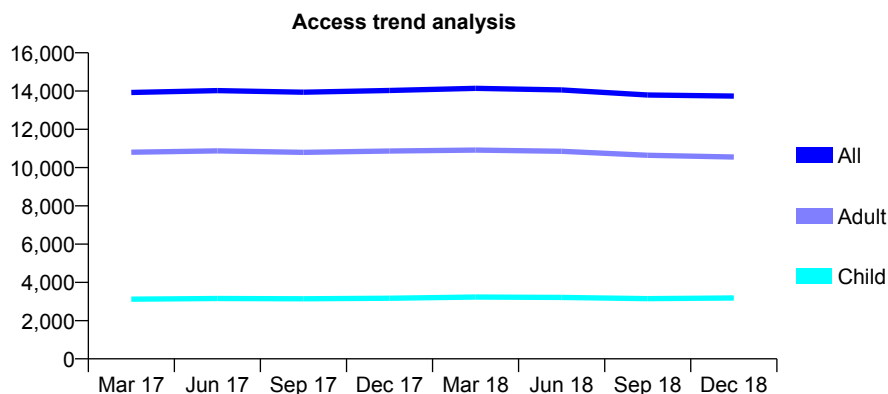
Q51 - Vital Signs At a Glance Contract Report for 190888/0002 - December 2018

Name or company name	Retford Dental Care
Contract type name	GDS Contract
Purpose of contract	General
Contract start date	01/04/2012
Contract end date	

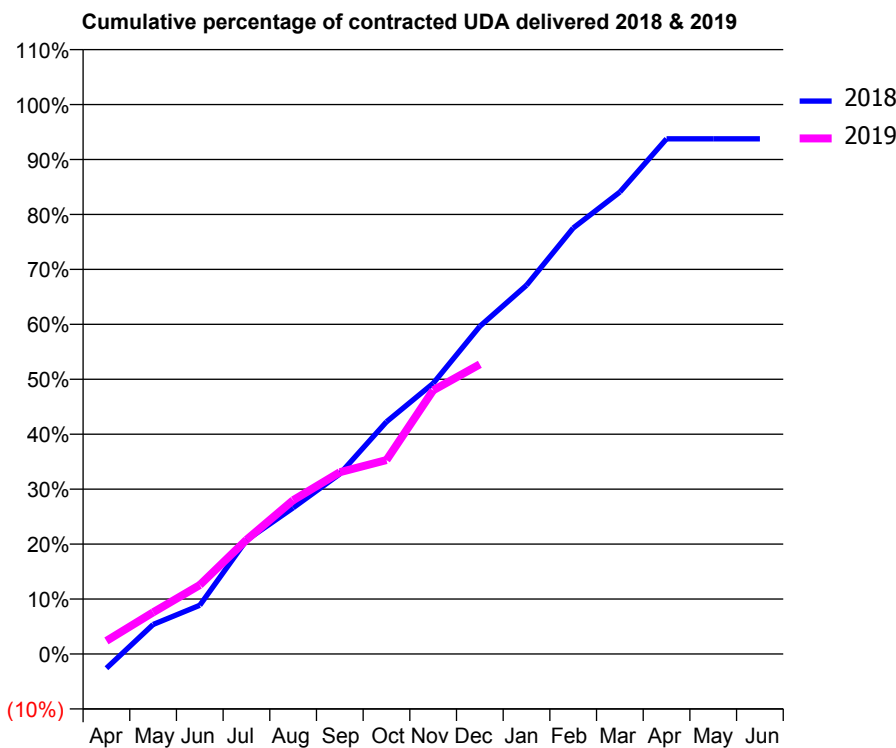
18/19 Contracted general activity (UDA)	35,365
Carry forward general activity (UDA)	0
18/19 Contracted orthodontic activity (UOA)	0
Carry forward orthodontic activity (UOA)	0
Baseline contract value	£1,036,976.49

ACCESS*

Patients seen in 24 months	Total	Change since previous quarter
Quarter ending December 2017	14,033	
Quarter ending March 2018	14,145	→
Quarter ending June 2018	14,060	→
Quarter ending September 2018	13,791	↓
Quarter ending December 2018	13,740	→
Variance since December 2017	(2.1%)	↓



ACTIVITY



Month	Adjusted Scheduled Activity (UDA)	
	2018	2019
April	-919	845
May	1,902	2,686
June	3,140	4,437
July	7,329	7,353
August	9,408	9,899
September	11,592	11,704
October	14,942	12,479
November	17,421	16,969
December	21,094	18,644
January	23,733	
February	27,413	
March	29,732	
April	33,153	
May	33,156	
June	33,156	

QUALITY

	Quantity	Base Number	Contract	AT	Region	England
% of FP17s for the same patient ID Re-attending within 3 months - Children	116	3,023	3.8%	9.4%	12.3%	11.8%
% of FP17s for the same patient ID Re-attending within 3 months - Adults	1,080	9,537	11.3%	13.5%	15.8%	15.6%
% of FP17s for the same patient ID Re-attending between 3 & 9 months - Children	1,868	3,023	61.8%	60.3%	60.1%	58.8%
% of FP17s for the same patient ID Re-attending between 3 & 9 months - Adults	5,168	9,537	54.2%	54.3%	53.3%	51.0%
% of FP17s for Band 1 Urgent Courses	783	9,948	7.9%	7.3%	9.0%	9.0%
% of FP17s Relating to Free Repair or Replacements	198	9,948	2.0%	1.1%	1.0%	0.8%
% of FP17s Relating to Continuations	79	9,948	0.8%	1.1%	1.0%	0.9%
% of Patients satisfied with the dentistry they have received	9	10	90.0%	94.5%	93.8%	93.2%
% of Patients satisfied with the time they had to wait for an appointment	10	10	100.0%	88.5%	89.4%	88.3%

* This is based on patients treated on this contract for their most recent course of treatment. Figures in italics indicate the base number of FP17s or Patient Questionnaire responses are less than 100. N/A is shown where the base number of responses is less than 10 during the period. % is calculated as Quantity/Base number*100

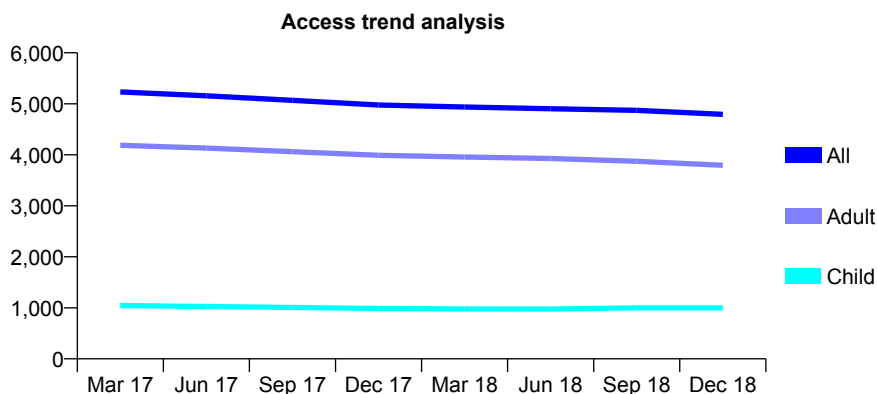
Q51 - Vital Signs At a Glance Contract Report for 191000/0001 - December 2018

Name or company name	Warren House Dental Practice
Contract type name	GDS Contract
Purpose of contract	General
Contract start date	01/05/2013
Contract end date	

18/19 Contracted general activity (UDA)	19,974
Carry forward general activity (UDA)	394
18/19 Contracted orthodontic activity (UOA)	0
Carry forward orthodontic activity (UOA)	0
Baseline contract value	£569,493.82

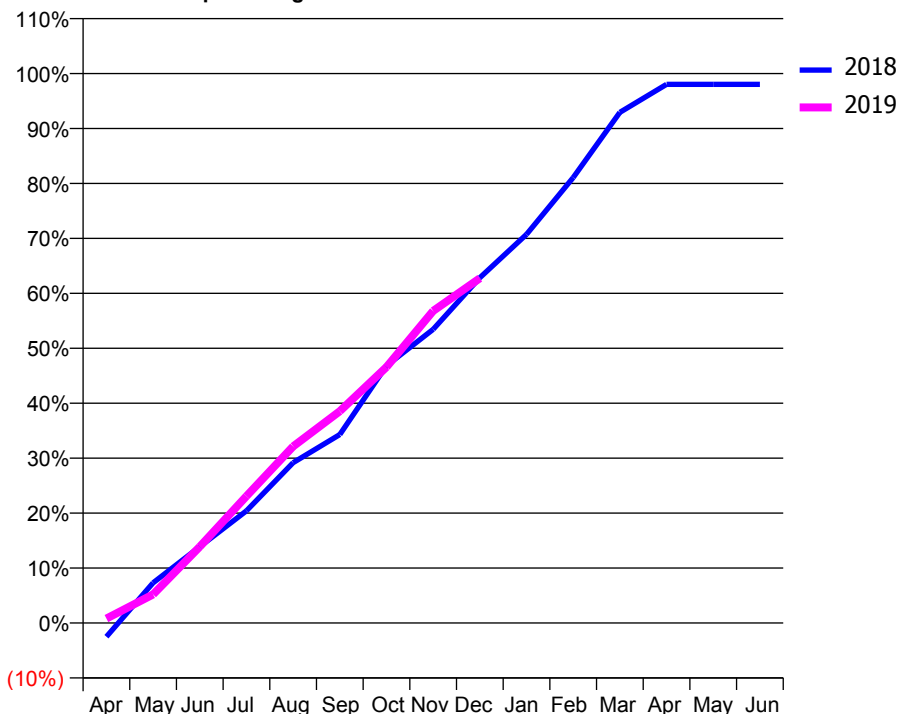
ACCESS*

Patients seen in 24 months	Total	Change since previous quarter
Quarter ending December 2017	4,977	
Quarter ending March 2018	4,938	→
Quarter ending June 2018	4,904	→
Quarter ending September 2018	4,872	→
Quarter ending December 2018	4,794	↓
Variance since December 2017	(3.7%)	↓



ACTIVITY

Cumulative percentage of contracted UDA delivered 2018 & 2019



Month	Adjusted Scheduled Activity (UDA)	
	2018	2019
April	-502	163
May	1,462	1,040
June	2,774	2,773
July	4,077	4,610
August	5,831	6,422
September	6,851	7,701
October	9,354	9,304
November	10,677	11,343
December	12,551	12,533
January	14,128	
February	16,190	
March	18,561	
April	19,582	
May	19,580	
June	19,580	

QUALITY

	Quantity	Base Number	Contract	AT	Region	England
% of FP17s for the same patient ID Re-attending within 3 months - Children	163	1,247	13.1%	9.4%	12.3%	11.8%
% of FP17s for the same patient ID Re-attending within 3 months - Adults	733	4,076	18.0%	13.5%	15.8%	15.6%
% of FP17s for the same patient ID Re-attending between 3 & 9 months - Children	771	1,247	61.8%	60.3%	60.1%	58.8%
% of FP17s for the same patient ID Re-attending between 3 & 9 months - Adults	2,336	4,076	57.3%	54.3%	53.3%	51.0%
% of FP17s for Band 1 Urgent Courses	479	5,000	9.6%	7.3%	9.0%	9.0%
% of FP17s Relating to Free Repair or Replacements	96	5,000	1.9%	1.1%	1.0%	0.8%
% of FP17s Relating to Continuations	38	5,000	0.8%	1.1%	1.0%	0.9%
% of Patients satisfied with the dentistry they have received	3	3	N/A	94.5%	93.8%	93.2%
% of Patients satisfied with the time they had to wait for an appointment	2	3	N/A	88.5%	89.4%	88.3%

* This is based on patients treated on this contract for their most recent course of treatment. Figures in italics indicate the base number of FP17s or Patient Questionnaire responses are less than 100. N/A is shown where the base number of responses is less than 10 during the period. % is calculated as Quantity/Base number*100

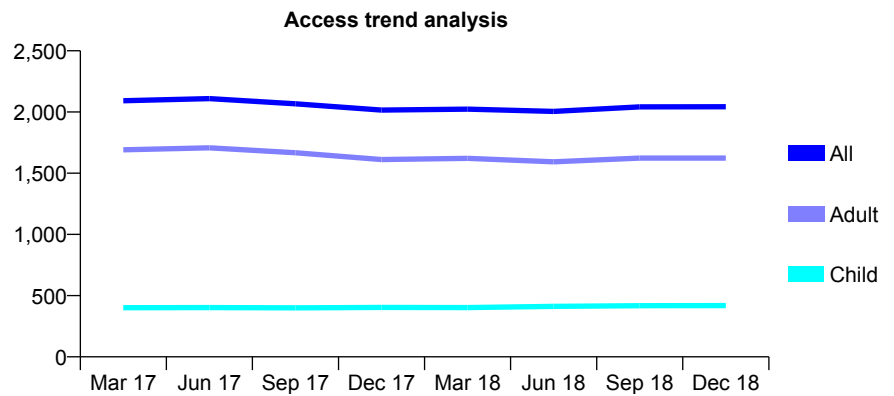
Q51 - Vital Signs At a Glance Contract Report for 192643/0001 - December 2018

Name or company name	Abbeydale Dental Care
Contract type name	GDS Contract
Purpose of contract	General
Contract start date	01/12/2013
Contract end date	

18/19 Contracted general activity (UDA)	6,699
Carry forward general activity (UDA)	0
18/19 Contracted orthodontic activity (UOA)	0
Carry forward orthodontic activity (UOA)	0
Baseline contract value	£225,888.01

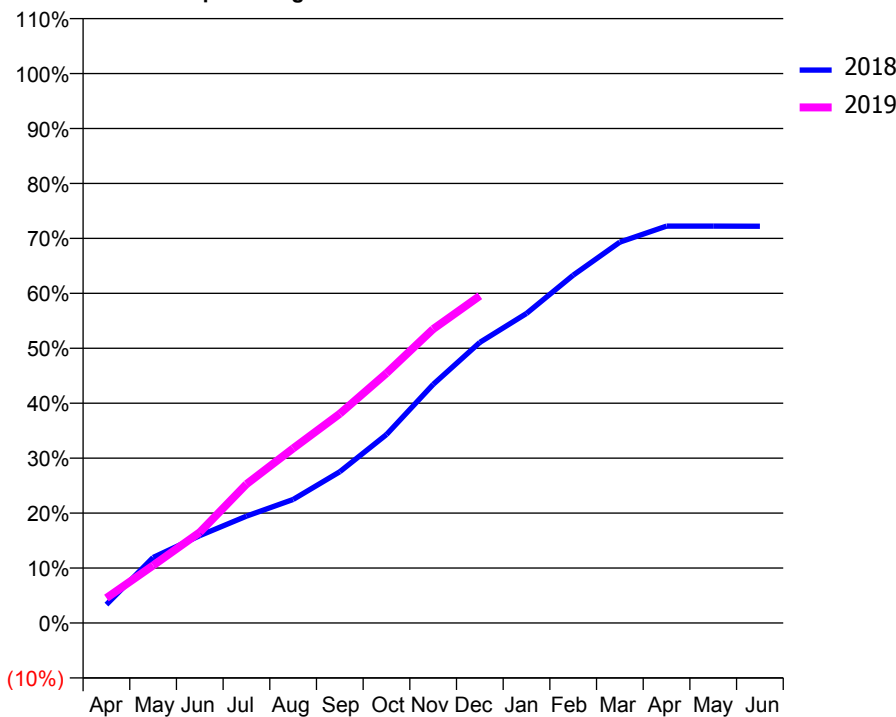
ACCESS*

Patients seen in 24 months	Total	Change since previous quarter
Quarter ending December 2017	2,016	
Quarter ending March 2018	2,023	→
Quarter ending June 2018	2,005	→
Quarter ending September 2018	2,042	→
Quarter ending December 2018	2,043	→
Variance since December 2017	1.3%	→



ACTIVITY

Cumulative percentage of contracted UDA delivered 2018 & 2019



Month	Adjusted Scheduled Activity (UDA)	
	2018	2019
April	225	305
May	798	702
June	1,066	1,106
July	1,303	1,694
August	1,506	2,129
September	1,845	2,551
October	2,297	3,046
November	2,909	3,584
December	3,422	3,989
January	3,774	
February	4,241	
March	4,644	
April	4,839	
May	4,839	
June	4,836	

QUALITY

	Quantity	Base Number	Contract	AT	Region	England
% of FP17s for the same patient ID Re-attending within 3 months - Children	59	564	10.5%	9.4%	12.3%	11.8%
% of FP17s for the same patient ID Re-attending within 3 months - Adults	294	1,736	16.9%	13.5%	15.8%	15.6%
% of FP17s for the same patient ID Re-attending between 3 & 9 months - Children	362	564	64.2%	60.3%	60.1%	58.8%
% of FP17s for the same patient ID Re-attending between 3 & 9 months - Adults	805	1,736	46.4%	54.3%	53.3%	51.0%
% of FP17s for Band 1 Urgent Courses	81	2,216	3.7%	7.3%	9.0%	9.0%
% of FP17s Relating to Free Repair or Replacements	44	2,216	2.0%	1.1%	1.0%	0.8%
% of FP17s Relating to Continuations	18	2,216	0.8%	1.1%	1.0%	0.9%
% of Patients satisfied with the dentistry they have received	1	1	N/A	94.5%	93.8%	93.2%
% of Patients satisfied with the time they had to wait for an appointment	1	1	N/A	88.5%	89.4%	88.3%

* This is based on patients treated on this contract for their most recent course of treatment. Figures in italics indicate the base number of FP17s or Patient Questionnaire responses are less than 100. N/A is shown where the base number of responses is less than 10 during the period. % is calculated as Quantity/Base number*100

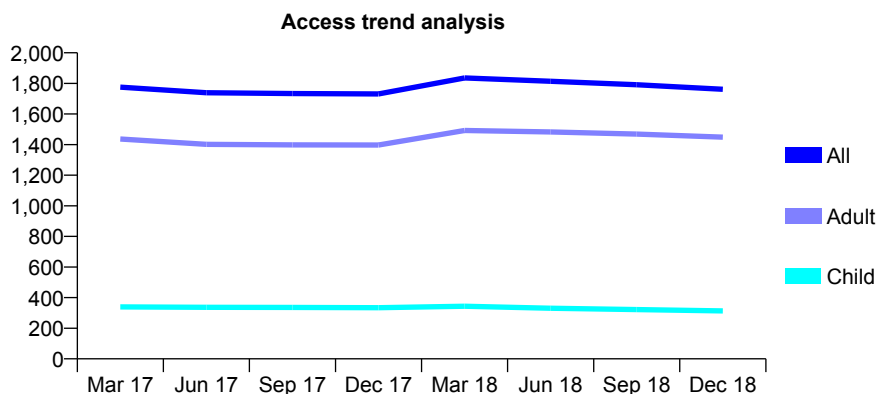
Q51 - Vital Signs At a Glance Contract Report for 193348/0001 - December 2018

Name or company name	Devonshire Quarter Dental Practice
Contract type name	GDS Contract
Purpose of contract	General
Contract start date	01/03/2012
Contract end date	

18/19 Contracted general activity (UDA)	5,177
Carry forward general activity (UDA)	153
18/19 Contracted orthodontic activity (UOA)	0
Carry forward orthodontic activity (UOA)	0
Baseline contract value	£166,831.41

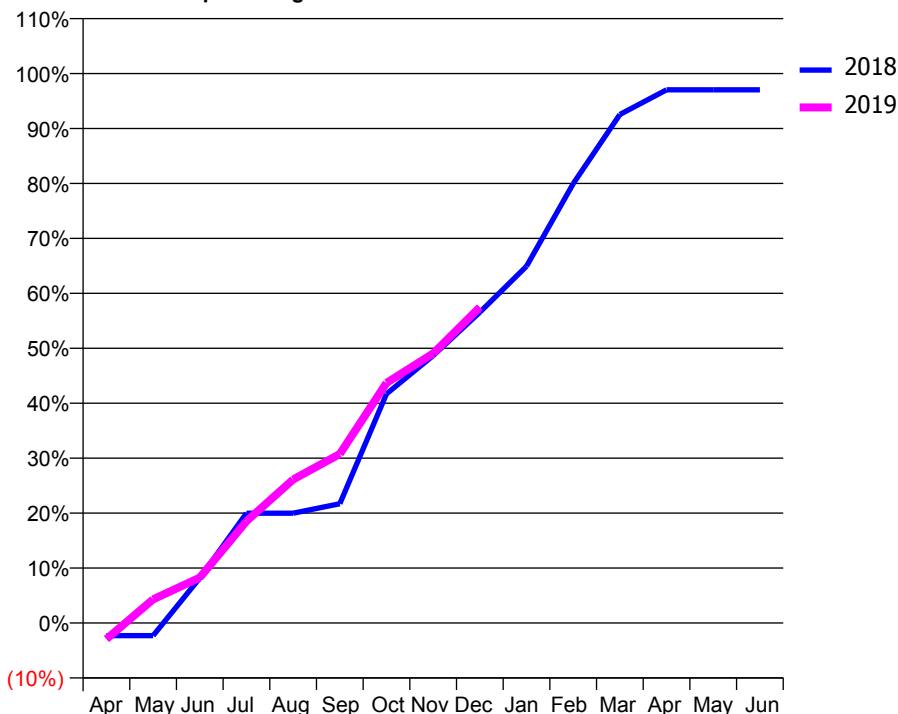
ACCESS*

Patients seen in 24 months	Total	Change since previous quarter
Quarter ending December 2017	1,731	
Quarter ending March 2018	1,836	↑
Quarter ending June 2018	1,814	↓
Quarter ending September 2018	1,791	↓
Quarter ending December 2018	1,762	↓
Variance since December 2017	1.8%	→



ACTIVITY

Cumulative percentage of contracted UDA delivered 2018 & 2019



Month	Adjusted Scheduled Activity (UDA)	
	2018	2019
April	-120	-153
May	-120	223
June	423	428
July	1,035	960
August	1,035	1,353
September	1,123	1,592
October	2,159	2,261
November	2,519	2,539
December	2,928	2,975
January	3,361	
February	4,138	
March	4,790	
April	5,024	
May	5,024	
June	5,024	

QUALITY

	Quantity	Base Number	Contract	AT	Region	England
% of FP17s for the same patient ID Re-attending within 3 months - Children	61	445	13.7%	9.4%	12.3%	11.8%
% of FP17s for the same patient ID Re-attending within 3 months - Adults	247	1,795	13.8%	13.5%	15.8%	15.6%
% of FP17s for the same patient ID Re-attending between 3 & 9 months - Children	329	445	73.9%	60.3%	60.1%	58.8%
% of FP17s for the same patient ID Re-attending between 3 & 9 months - Adults	1,299	1,795	72.4%	54.3%	53.3%	51.0%
% of FP17s for Band 1 Urgent Courses	127	2,099	6.1%	7.3%	9.0%	9.0%
% of FP17s Relating to Free Repair or Replacements	24	2,099	1.1%	1.1%	1.0%	0.8%
% of FP17s Relating to Continuations	6	2,099	0.3%	1.1%	1.0%	0.9%
% of Patients satisfied with the dentistry they have received	2	2	N/A	94.5%	93.8%	93.2%
% of Patients satisfied with the time they had to wait for an appointment	2	2	N/A	88.5%	89.4%	88.3%

* This is based on patients treated on this contract for their most recent course of treatment. Figures in italics indicate the base number of FP17s or Patient Questionnaire responses are less than 100. N/A is shown where the base number of responses is less than 10 during the period. % is calculated as Quantity/Base number*100

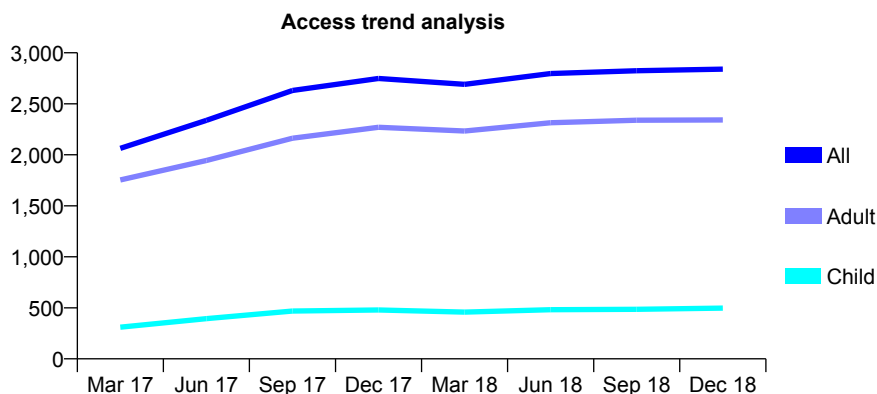
Q51 - Vital Signs At a Glance Contract Report for 194263/0001 - December 2018

Name or company name	R M Denton Ltd
Contract type name	GDS Contract
Purpose of contract	General
Contract start date	01/01/2012
Contract end date	

18/19 Contracted general activity (UDA)	7,200
Carry forward general activity (UDA)	-132
18/19 Contracted orthodontic activity (UOA)	0
Carry forward orthodontic activity (UOA)	0
Baseline contract value	£209,567.42

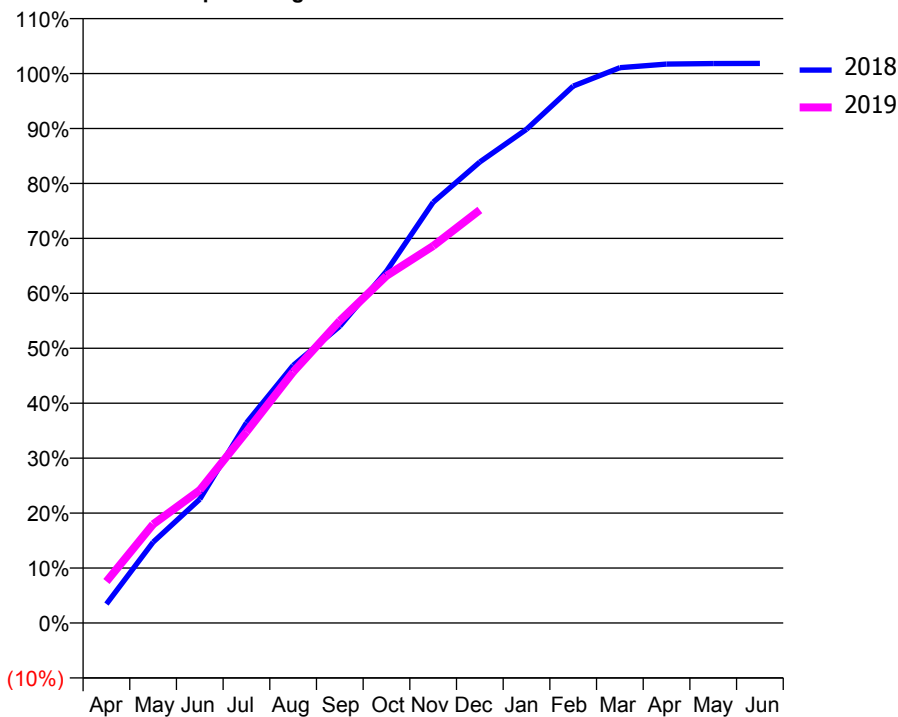
ACCESS*

Patients seen in 24 months	Total	Change since previous quarter
Quarter ending December 2017	2,749	
Quarter ending March 2018	2,691	↓
Quarter ending June 2018	2,797	↑
Quarter ending September 2018	2,824	→
Quarter ending December 2018	2,840	→
Variance since December 2017	3.3%	↑



ACTIVITY

Cumulative percentage of contracted UDA delivered 2018 & 2019



Month	Adjusted Scheduled Activity (UDA)	
	2018	2019
April	249	544
May	1,059	1,294
June	1,623	1,742
July	2,624	2,504
August	3,375	3,290
September	3,889	3,960
October	4,609	4,548
November	5,514	4,941
December	6,041	5,412
January	6,469	
February	7,035	
March	7,277	
April	7,323	
May	7,330	
June	7,332	

QUALITY

	Quantity	Base Number	Contract	AT	Region	England
% of FP17s for the same patient ID Re-attending within 3 months - Children	48	514	9.3%	9.4%	12.3%	11.8%
% of FP17s for the same patient ID Re-attending within 3 months - Adults	238	2,338	10.2%	13.5%	15.8%	15.6%
% of FP17s for the same patient ID Re-attending between 3 & 9 months - Children	266	514	51.8%	60.3%	60.1%	58.8%
% of FP17s for the same patient ID Re-attending between 3 & 9 months - Adults	1,116	2,338	47.7%	54.3%	53.3%	51.0%
% of FP17s for Band 1 Urgent Courses	101	2,811	3.6%	7.3%	9.0%	9.0%
% of FP17s Relating to Free Repair or Replacements	16	2,811	0.6%	1.1%	1.0%	0.8%
% of FP17s Relating to Continuations	23	2,811	0.8%	1.1%	1.0%	0.9%
% of Patients satisfied with the dentistry they have received	1	1	N/A	94.5%	93.8%	93.2%
% of Patients satisfied with the time they had to wait for an appointment	1	1	N/A	88.5%	89.4%	88.3%

* This is based on patients treated on this contract for their most recent course of treatment. Figures in italics indicate the base number of FP17s or Patient Questionnaire responses are less than 100. N/A is shown where the base number of responses is less than 10 during the period. % is calculated as Quantity/Base number*100

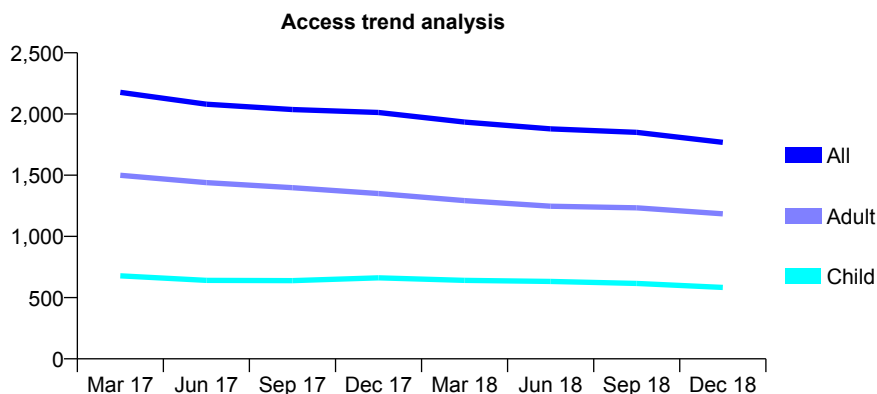
Q51 - Vital Signs At a Glance Contract Report for 196320/0001 - December 2018

Name or company name	Adrian Vasile
Contract type name	GDS Contract
Purpose of contract	General
Contract start date	01/01/2011
Contract end date	

18/19 Contracted general activity (UDA)	7,284
Carry forward general activity (UDA)	-146
18/19 Contracted orthodontic activity (UOA)	0
Carry forward orthodontic activity (UOA)	0
Baseline contract value	£236,273.74

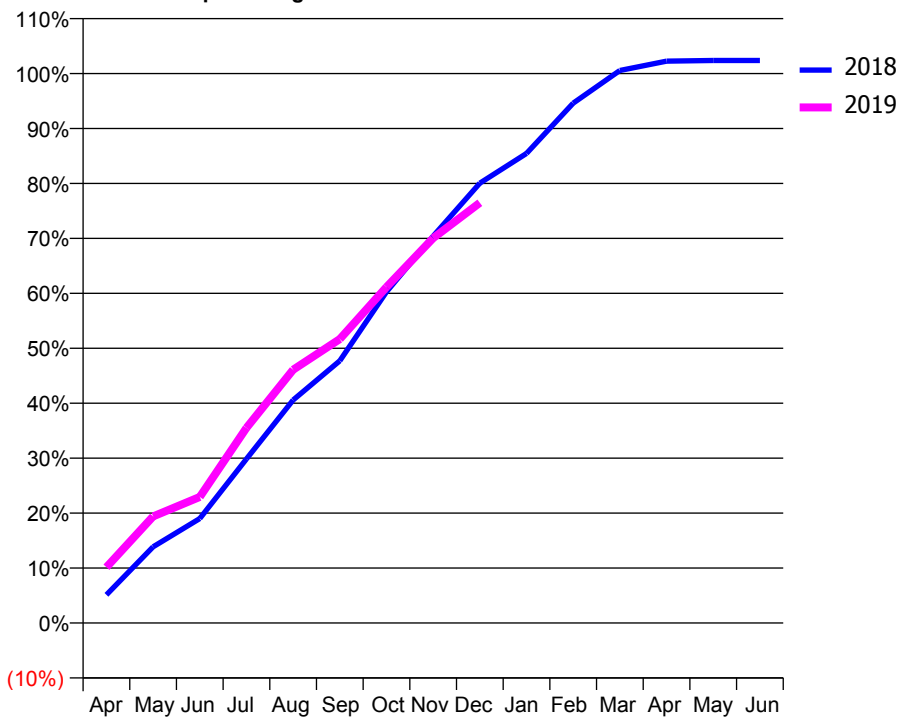
ACCESS*

Patients seen in 24 months	Total	Change since previous quarter
Quarter ending December 2017	2,012	
Quarter ending March 2018	1,934	↓
Quarter ending June 2018	1,879	↓
Quarter ending September 2018	1,850	↓
Quarter ending December 2018	1,768	↓
Variance since December 2017	(12.1%)	↓



ACTIVITY

Cumulative percentage of contracted UDA delivered 2018 & 2019



Month	Adjusted Scheduled Activity (UDA)	
	2018	2019
April	374	739
May	1,011	1,413
June	1,384	1,671
July	2,175	2,587
August	2,957	3,358
September	3,477	3,765
October	4,390	4,453
November	5,129	5,103
December	5,831	5,570
January	6,225	
February	6,890	
March	7,324	
April	7,447	
May	7,456	
June	7,456	

QUALITY

	Quantity	Base Number	Contract	AT	Region	England
% of FP17s for the same patient ID Re-attending within 3 months - Children	79	750	10.5%	9.4%	12.3%	11.8%
% of FP17s for the same patient ID Re-attending within 3 months - Adults	170	1,372	12.4%	13.5%	15.8%	15.6%
% of FP17s for the same patient ID Re-attending between 3 & 9 months - Children	473	750	63.1%	60.3%	60.1%	58.8%
% of FP17s for the same patient ID Re-attending between 3 & 9 months - Adults	874	1,372	63.7%	54.3%	53.3%	51.0%
% of FP17s for Band 1 Urgent Courses	71	2,068	3.4%	7.3%	9.0%	9.0%
% of FP17s Relating to Free Repair or Replacements	9	2,068	0.4%	1.1%	1.0%	0.8%
% of FP17s Relating to Continuations	1	2,068	0.0%	1.1%	1.0%	0.9%
% of Patients satisfied with the dentistry they have received	1	1	N/A	94.5%	93.8%	93.2%
% of Patients satisfied with the time they had to wait for an appointment	1	1	N/A	88.5%	89.4%	88.3%

* This is based on patients treated on this contract for their most recent course of treatment. Figures in italics indicate the base number of FP17s or Patient Questionnaire responses are less than 100. N/A is shown where the base number of responses is less than 10 during the period. % is calculated as Quantity/Base number*100

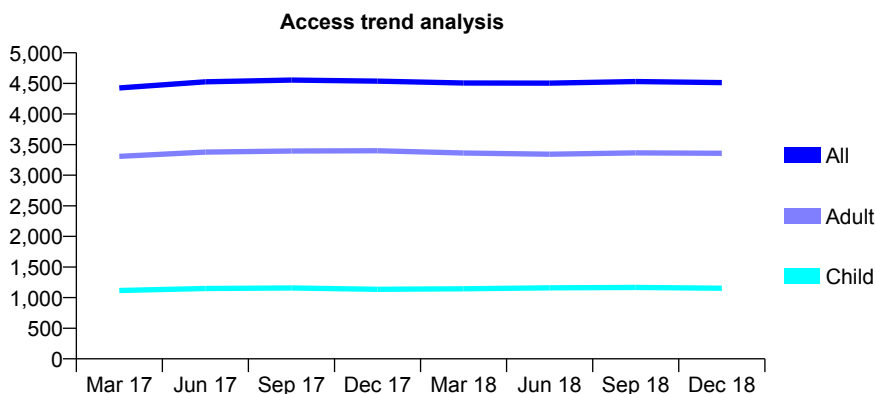
Q51 - Vital Signs At a Glance Contract Report for 196401/0001 - December 2018

Name or company name	M Foster Dental Surgeon Ltd
Contract type name	GDS Contract
Purpose of contract	General
Contract start date	01/12/2010
Contract end date	

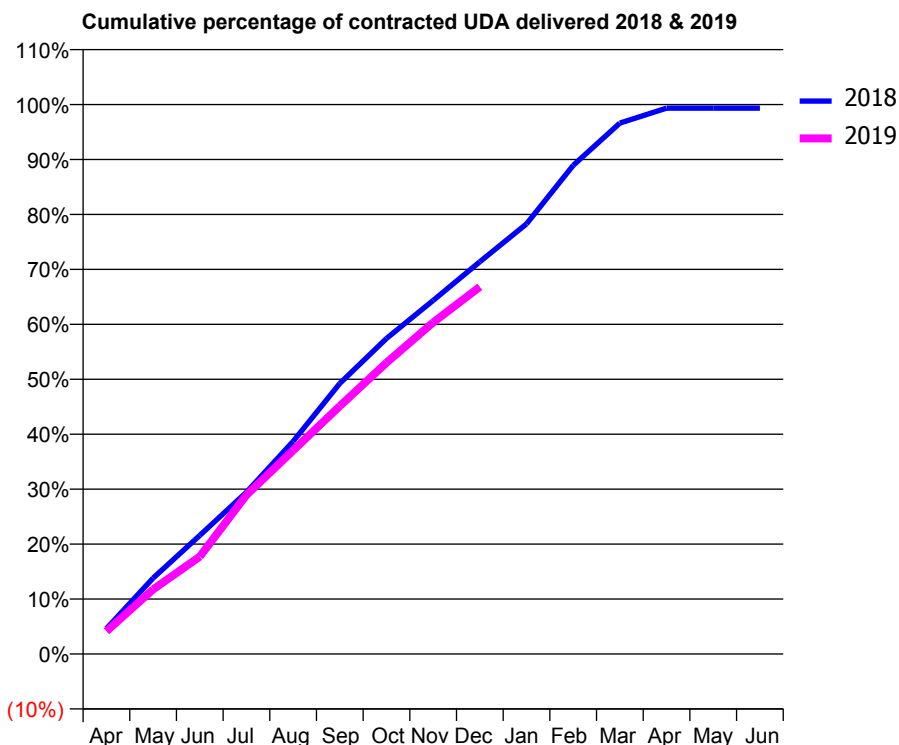
18/19 Contracted general activity (UDA)	13,258
Carry forward general activity (UDA)	89
18/19 Contracted orthodontic activity (UOA)	0
Carry forward orthodontic activity (UOA)	0
Baseline contract value	£362,380.80

ACCESS*

Patients seen in 24 months	Total	Change since previous quarter
Quarter ending December 2017	4,537	
Quarter ending March 2018	4,507	→
Quarter ending June 2018	4,504	→
Quarter ending September 2018	4,530	→
Quarter ending December 2018	4,513	→
Variance since December 2017	(0.5%)	→



ACTIVITY



Month	Adjusted Scheduled Activity (UDA)	
	2018	2019
April	614	548
May	1,832	1,560
June	2,862	2,349
July	3,904	3,837
August	5,130	4,911
September	6,529	5,982
October	7,615	7,027
November	8,531	8,001
December	9,464	8,860
January	10,377	
February	11,791	
March	12,808	
April	13,170	
May	13,170	
June	13,169	

QUALITY

	Quantity	Base Number	Contract	AT	Region	England
% of FP17s for the same patient ID Re-attending within 3 months - Children	118	1,169	10.1%	9.4%	12.3%	11.8%
% of FP17s for the same patient ID Re-attending within 3 months - Adults	471	3,354	14.0%	13.5%	15.8%	15.6%
% of FP17s for the same patient ID Re-attending between 3 & 9 months - Children	635	1,169	54.3%	60.3%	60.1%	58.8%
% of FP17s for the same patient ID Re-attending between 3 & 9 months - Adults	1,902	3,354	56.7%	54.3%	53.3%	51.0%
% of FP17s for Band 1 Urgent Courses	179	4,335	4.1%	7.3%	9.0%	9.0%
% of FP17s Relating to Free Repair or Replacements	45	4,335	1.0%	1.1%	1.0%	0.8%
% of FP17s Relating to Continuations	150	4,335	3.5%	1.1%	1.0%	0.9%
% of Patients satisfied with the dentistry they have received	2	2	N/A	94.5%	93.8%	93.2%
% of Patients satisfied with the time they had to wait for an appointment	2	2	N/A	88.5%	89.4%	88.3%

* This is based on patients treated on this contract for their most recent course of treatment. Figures in italics indicate the base number of FP17s or Patient Questionnaire responses are less than 100. N/A is shown where the base number of responses is less than 10 during the period. % is calculated as Quantity/Base number*100

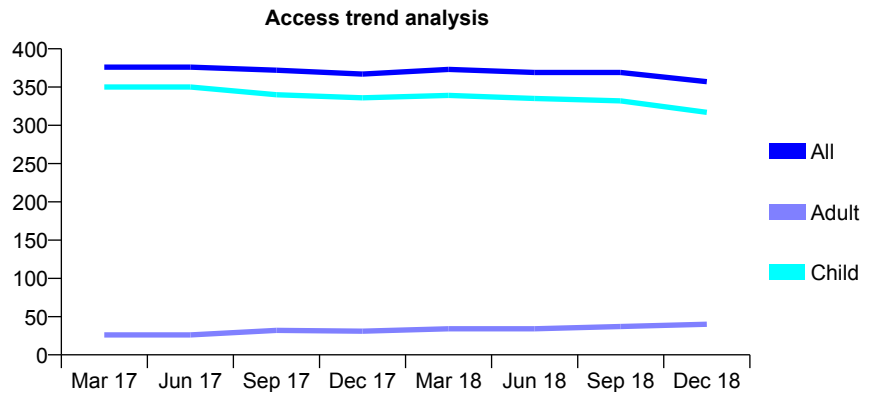
Q51 - Vital Signs At a Glance Contract Report for 196487/0001 - December 2018

Name or company name	Hunt & McGorrigan
Contract type name	GDS Contract
Purpose of contract	General
Contract start date	01/04/2006
Contract end date	

18/19 Contracted general activity (UDA)	720
Carry forward general activity (UDA)	-12
18/19 Contracted orthodontic activity (UOA)	0
Carry forward orthodontic activity (UOA)	0
Baseline contract value	£13,967.27

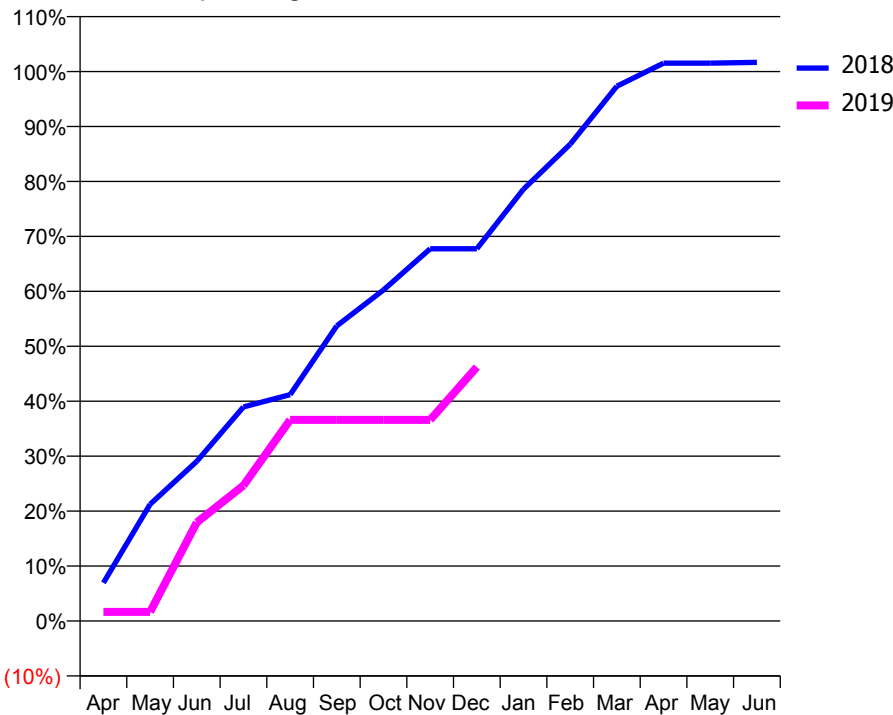
ACCESS*

Patients seen in 24 months	Total	Change since previous quarter
Quarter ending December 2017	367	
Quarter ending March 2018	373	→
Quarter ending June 2018	369	↓
Quarter ending September 2018	369	→
Quarter ending December 2018	357	↓
Variance since December 2017	(2.7%)	↓



ACTIVITY

Cumulative percentage of contracted UDA delivered 2018 & 2019



Adjusted Scheduled Activity (UDA)		
Month	2018	2019
April	50	12
May	153	12
June	209	129
July	281	178
August	297	264
September	387	264
October	434	264
November	488	264
December	488	333
January	566	
February	625	
March	701	
April	731	
May	731	
June	732	

QUALITY

	Quantity	Base Number	Contract	AT	Region	England
% of FP17s for the same patient ID Re-attending within 3 months - Children	18	326	5.5%	9.4%	12.3%	11.8%
% of FP17s for the same patient ID Re-attending within 3 months - Adults	0	0	N/A	13.5%	15.8%	15.6%
% of FP17s for the same patient ID Re-attending between 3 & 9 months - Children	238	326	73.0%	60.3%	60.1%	58.8%
% of FP17s for the same patient ID Re-attending between 3 & 9 months - Adults	0	0	N/A	54.3%	53.3%	51.0%
% of FP17s for Band 1 Urgent Courses	4	298	1.3%	7.3%	9.0%	9.0%
% of FP17s Relating to Free Repair or Replacements	0	298	0.0%	1.1%	1.0%	0.8%
% of FP17s Relating to Continuations	5	298	1.7%	1.1%	1.0%	0.9%
% of Patients satisfied with the dentistry they have received	0	0	N/A	94.5%	93.8%	93.2%
% of Patients satisfied with the time they had to wait for an appointment	0	0	N/A	88.5%	89.4%	88.3%

* This is based on patients treated on this contract for their most recent course of treatment. Figures in italics indicate the base number of FP17s or Patient Questionnaire responses are less than 100. N/A is shown where the base number of responses is less than 10 during the period. % is calculated as Quantity/Base number*100

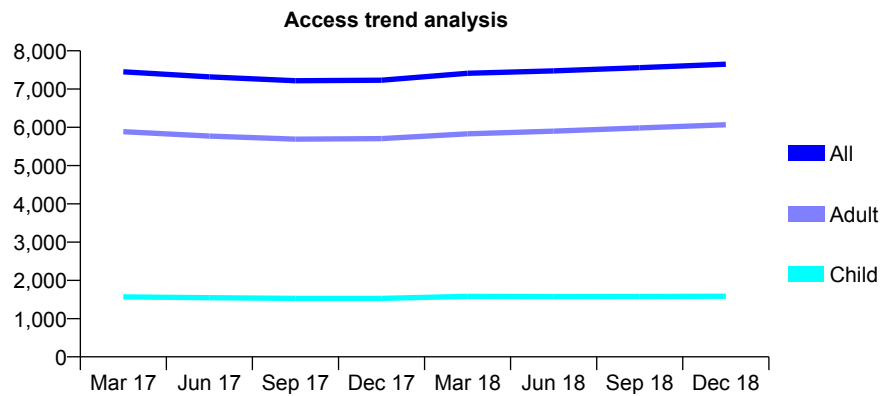
Q51 - Vital Signs At a Glance Contract Report for 197947/0001 - December 2018

Name or company name	Ivy Cottage Dental Care
Contract type name	GDS Contract
Purpose of contract	General
Contract start date	01/12/2013
Contract end date	

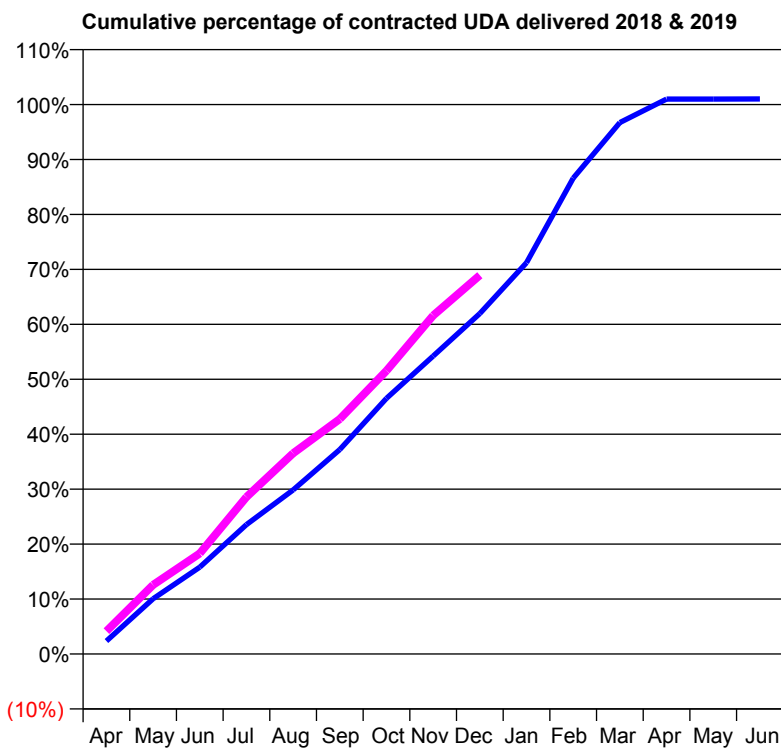
18/19 Contracted general activity (UDA)	22,294
Carry forward general activity (UDA)	-228
18/19 Contracted orthodontic activity (UOA)	0
Carry forward orthodontic activity (UOA)	0
Baseline contract value	£721,146.72

ACCESS*

Patients seen in 24 months	Total	Change since previous quarter
Quarter ending December 2017	7,233	
Quarter ending March 2018	7,411	↑
Quarter ending June 2018	7,475	→
Quarter ending September 2018	7,560	→
Quarter ending December 2018	7,651	→
Variance since December 2017	5.8%	↑



ACTIVITY



Month	Adjusted Scheduled Activity (UDA)	
	2018	2019
April	528	926
May	2,242	2,808
June	3,526	4,081
July	5,248	6,370
August	6,658	8,146
September	8,299	9,536
October	10,375	11,492
November	12,088	13,735
December	13,815	15,368
January	15,878	
February	19,306	
March	21,562	
April	22,514	
May	22,516	
June	22,517	

QUALITY

	Quantity	Base Number	Contract	AT	Region	England
% of FP17s for the same patient ID Re-attending within 3 months - Children	107	1,835	5.8%	9.4%	12.3%	11.8%
% of FP17s for the same patient ID Re-attending within 3 months - Adults	730	6,413	11.4%	13.5%	15.8%	15.6%
% of FP17s for the same patient ID Re-attending between 3 & 9 months - Children	1,275	1,835	69.5%	60.3%	60.1%	58.8%
% of FP17s for the same patient ID Re-attending between 3 & 9 months - Adults	3,738	6,413	58.3%	54.3%	53.3%	51.0%
% of FP17s for Band 1 Urgent Courses	530	7,781	6.8%	7.3%	9.0%	9.0%
% of FP17s Relating to Free Repair or Replacements	184	7,781	2.4%	1.1%	1.0%	0.8%
% of FP17s Relating to Continuations	66	7,781	0.8%	1.1%	1.0%	0.9%
% of Patients satisfied with the dentistry they have received	13	13	100.0%	94.5%	93.8%	93.2%
% of Patients satisfied with the time they had to wait for an appointment	13	13	100.0%	88.5%	89.4%	88.3%

* This is based on patients treated on this contract for their most recent course of treatment. Figures in italics indicate the base number of FP17s or Patient Questionnaire responses are less than 100. N/A is shown where the base number of responses is less than 10 during the period. % is calculated as Quantity/Base number*100

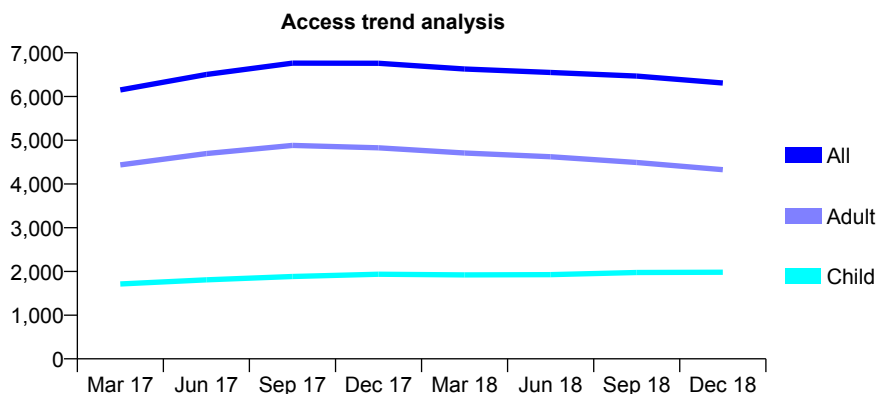
Q51 - Vital Signs At a Glance Contract Report for 198196/0001 - December 2018

Name or company name	I J Kellam Ltd
Contract type name	GDS Contract
Purpose of contract	General
Contract start date	01/11/2011
Contract end date	

18/19 Contracted general activity (UDA)	18,914
Carry forward general activity (UDA)	-326
18/19 Contracted orthodontic activity (UOA)	0
Carry forward orthodontic activity (UOA)	0
Baseline contract value	£550,424.22

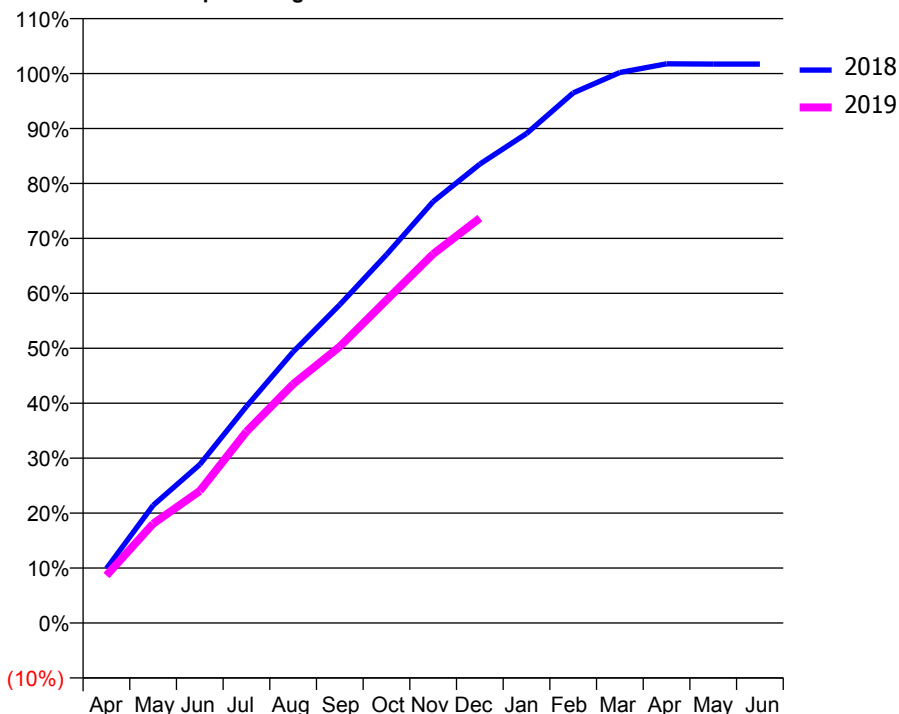
ACCESS*

Patients seen in 24 months	Total	Change since previous quarter
Quarter ending December 2017	6,762	
Quarter ending March 2018	6,629	↓
Quarter ending June 2018	6,550	↓
Quarter ending September 2018	6,467	↓
Quarter ending December 2018	6,310	↓
Variance since December 2017	(6.7%)	↓



ACTIVITY

Cumulative percentage of contracted UDA delivered 2018 & 2019



Month	Adjusted Scheduled Activity (UDA)	
	2018	2019
April	1,873	1,637
May	4,050	3,417
June	5,457	4,544
July	7,456	6,591
August	9,335	8,223
September	10,959	9,516
October	12,678	11,114
November	14,506	12,701
December	15,796	13,938
January	16,848	
February	18,248	
March	18,949	
April	19,250	
May	19,240	
June	19,240	

QUALITY

	Quantity	Base Number	Contract	AT	Region	England
% of FP17s for the same patient ID Re-attending within 3 months - Children	207	2,349	8.8%	9.4%	12.3%	11.8%
% of FP17s for the same patient ID Re-attending within 3 months - Adults	507	4,514	11.2%	13.5%	15.8%	15.6%
% of FP17s for the same patient ID Re-attending between 3 & 9 months - Children	1,380	2,349	58.7%	60.3%	60.1%	58.8%
% of FP17s for the same patient ID Re-attending between 3 & 9 months - Adults	2,562	4,514	56.8%	54.3%	53.3%	51.0%
% of FP17s for Band 1 Urgent Courses	342	6,691	5.1%	7.3%	9.0%	9.0%
% of FP17s Relating to Free Repair or Replacements	83	6,691	1.2%	1.1%	1.0%	0.8%
% of FP17s Relating to Continuations	44	6,691	0.7%	1.1%	1.0%	0.9%
% of Patients satisfied with the dentistry they have received	4	4	N/A	94.5%	93.8%	93.2%
% of Patients satisfied with the time they had to wait for an appointment	3	4	N/A	88.5%	89.4%	88.3%

* This is based on patients treated on this contract for their most recent course of treatment. Figures in italics indicate the base number of FP17s or Patient Questionnaire responses are less than 100. N/A is shown where the base number of responses is less than 10 during the period. % is calculated as Quantity/Base number*100

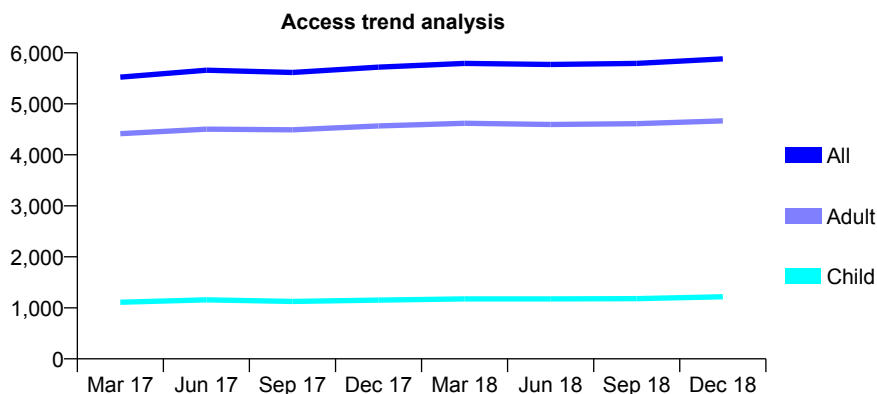
Q51 - Vital Signs At a Glance Contract Report for 198358/0001 - December 2018

Name or company name	Sprotbrough Dental Practice
Contract type name	GDS Contract
Purpose of contract	General
Contract start date	01/06/2015
Contract end date	

18/19 Contracted general activity (UDA)	18,796
Carry forward general activity (UDA)	-371
18/19 Contracted orthodontic activity (UOA)	0
Carry forward orthodontic activity (UOA)	0
Baseline contract value	£546,986.87

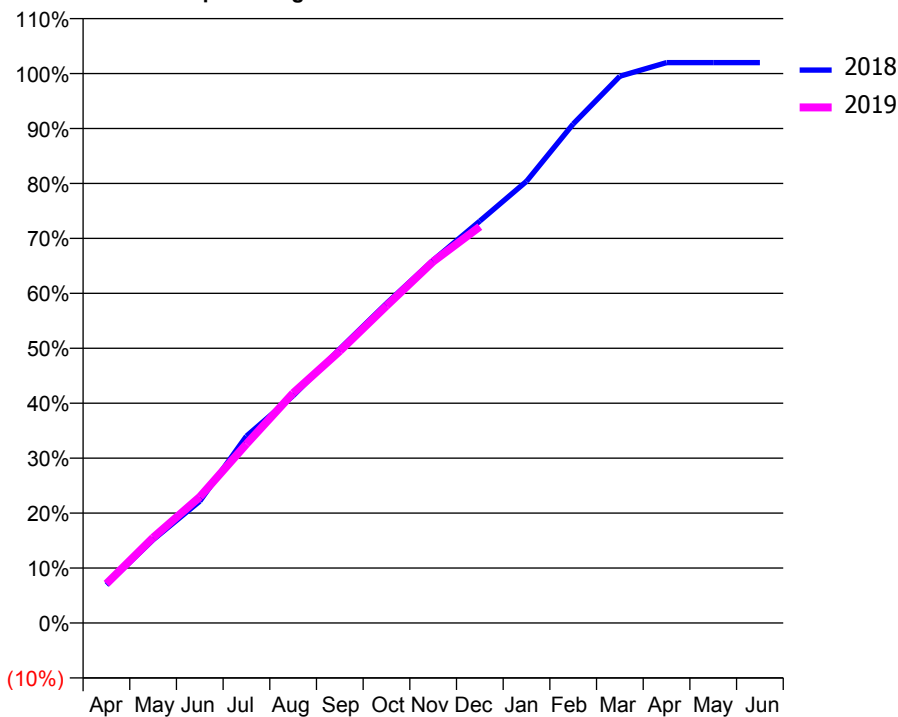
ACCESS*

Patients seen in 24 months	Total	Change since previous quarter
Quarter ending December 2017	5,718	
Quarter ending March 2018	5,792	→
Quarter ending June 2018	5,770	→
Quarter ending September 2018	5,792	→
Quarter ending December 2018	5,882	→
Variance since December 2017	2.9%	↑



ACTIVITY

Cumulative percentage of contracted UDA delivered 2018 & 2019



Month	Adjusted Scheduled Activity (UDA)	
	2018	2019
April	1,307	1,343
May	2,848	2,922
June	4,168	4,311
July	6,392	6,125
August	7,774	7,867
September	9,376	9,301
October	10,931	10,848
November	12,409	12,365
December	13,752	13,559
January	15,108	
February	17,069	
March	18,704	
April	19,167	
May	19,167	
June	19,167	

QUALITY

	Quantity	Base Number	Contract	AT	Region	England
% of FP17s for the same patient ID Re-attending within 3 months - Children	67	1,230	5.4%	9.4%	12.3%	11.8%
% of FP17s for the same patient ID Re-attending within 3 months - Adults	779	5,086	15.3%	13.5%	15.8%	15.6%
% of FP17s for the same patient ID Re-attending between 3 & 9 months - Children	713	1,230	58.0%	60.3%	60.1%	58.8%
% of FP17s for the same patient ID Re-attending between 3 & 9 months - Adults	2,959	5,086	58.2%	54.3%	53.3%	51.0%
% of FP17s for Band 1 Urgent Courses	507	6,122	8.3%	7.3%	9.0%	9.0%
% of FP17s Relating to Free Repair or Replacements	32	6,122	0.5%	1.1%	1.0%	0.8%
% of FP17s Relating to Continuations	99	6,122	1.6%	1.1%	1.0%	0.9%
% of Patients satisfied with the dentistry they have received	4	4	N/A	94.5%	93.8%	93.2%
% of Patients satisfied with the time they had to wait for an appointment	3	4	N/A	88.5%	89.4%	88.3%

* This is based on patients treated on this contract for their most recent course of treatment. Figures in italics indicate the base number of FP17s or Patient Questionnaire responses are less than 100. N/A is shown where the base number of responses is less than 10 during the period. % is calculated as Quantity/Base number*100

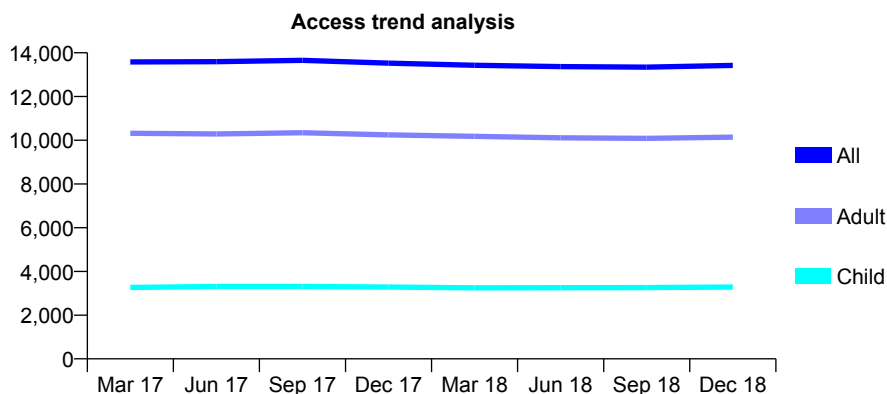
Q51 - Vital Signs At a Glance Contract Report for 198730/0001 - December 2018

Name or company name	Kimberworth Park Practice Limited
Contract type name	GDS Contract
Purpose of contract	General
Contract start date	01/09/2010
Contract end date	

18/19 Contracted general activity (UDA)	34,621
Carry forward general activity (UDA)	-258
18/19 Contracted orthodontic activity (UOA)	0
Carry forward orthodontic activity (UOA)	0
Baseline contract value	£1,149,901.61

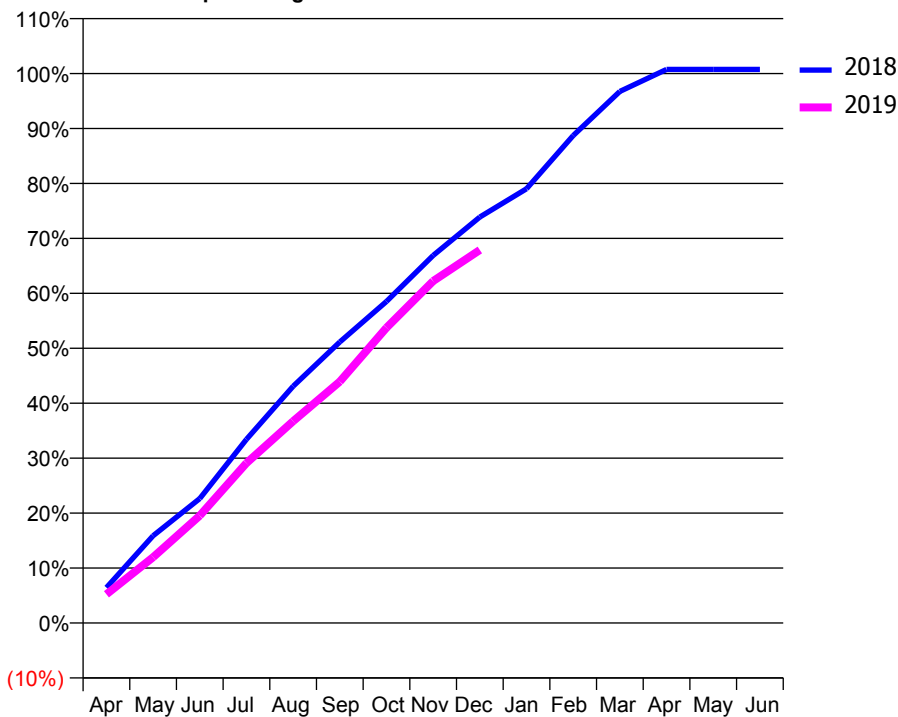
ACCESS*

Patients seen in 24 months	Total	Change since previous quarter
Quarter ending December 2017	13,529	
Quarter ending March 2018	13,427	→
Quarter ending June 2018	13,366	→
Quarter ending September 2018	13,344	→
Quarter ending December 2018	13,426	→
Variance since December 2017	(0.8%)	→



ACTIVITY

Cumulative percentage of contracted UDA delivered 2018 & 2019



Month	Adjusted Scheduled Activity (UDA)	
	2018	2019
April	2,232	1,810
May	5,496	4,145
June	7,845	6,768
July	11,575	10,078
August	14,917	12,718
September	17,704	15,211
October	20,257	18,603
November	23,159	21,544
December	25,577	23,502
January	27,362	
February	30,715	
March	33,490	
April	34,876	
May	34,876	
June	34,879	

QUALITY

	Quantity	Base Number	Contract	AT	Region	England
% of FP17s for the same patient ID Re-attending within 3 months - Children	262	3,240	8.1%	9.4%	12.3%	11.8%
% of FP17s for the same patient ID Re-attending within 3 months - Adults	1,353	9,125	14.8%	13.5%	15.8%	15.6%
% of FP17s for the same patient ID Re-attending between 3 & 9 months - Children	1,608	3,240	49.6%	60.3%	60.1%	58.8%
% of FP17s for the same patient ID Re-attending between 3 & 9 months - Adults	3,783	9,125	41.5%	54.3%	53.3%	51.0%
% of FP17s for Band 1 Urgent Courses	1,375	11,120	12.4%	7.3%	9.0%	9.0%
% of FP17s Relating to Free Repair or Replacements	146	11,120	1.3%	1.1%	1.0%	0.8%
% of FP17s Relating to Continuations	131	11,120	1.2%	1.1%	1.0%	0.9%
% of Patients satisfied with the dentistry they have received	5	6	N/A	94.5%	93.8%	93.2%
% of Patients satisfied with the time they had to wait for an appointment	6	6	N/A	88.5%	89.4%	88.3%

* This is based on patients treated on this contract for their most recent course of treatment. Figures in italics indicate the base number of FP17s or Patient Questionnaire responses are less than 100. N/A is shown where the base number of responses is less than 10 during the period. % is calculated as Quantity/Base number*100

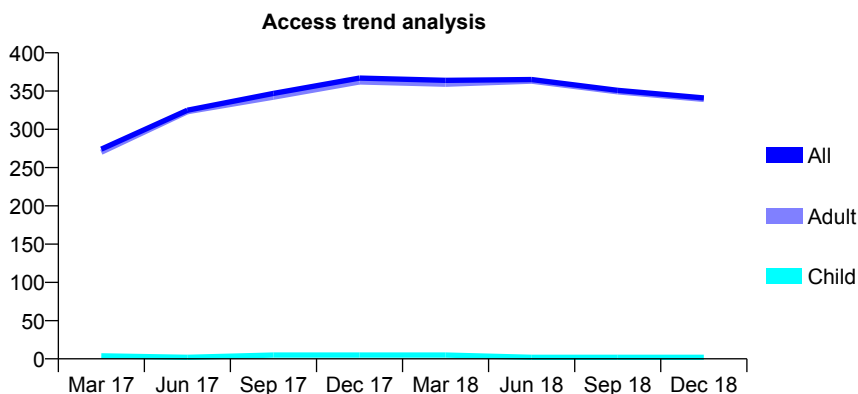
Q51 - Vital Signs At a Glance Contract Report for 198730/0002 - December 2018

Name or company name	Kimberworth Park Practice Limited
Contract type name	PDS Contract
Purpose of contract	General
Contract start date	01/05/2015
Contract end date	30/04/2020

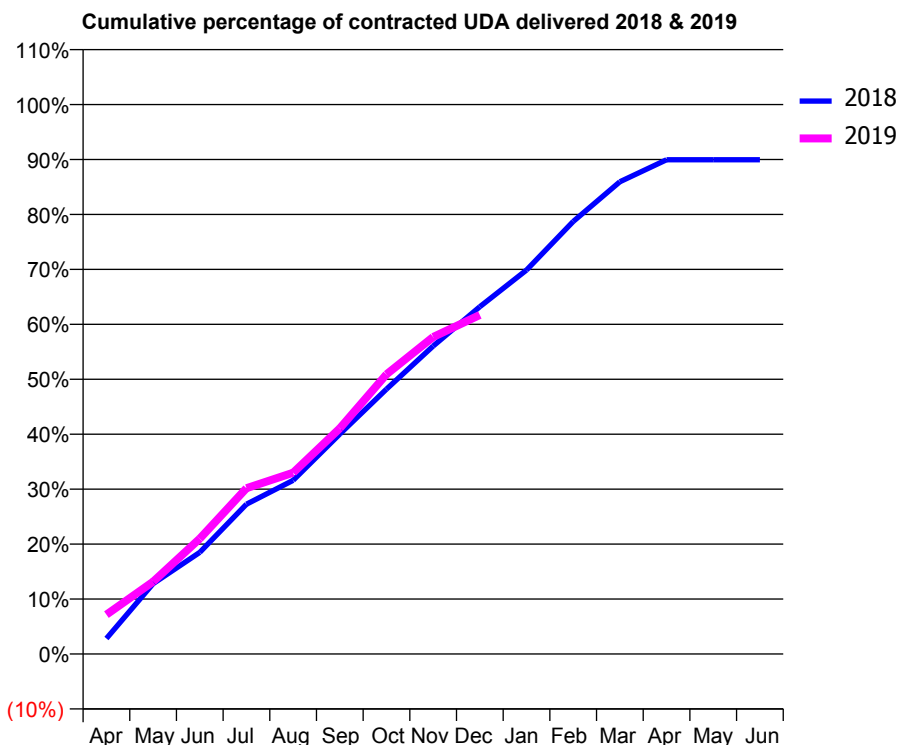
18/19 Contracted general activity (UDA)	1,800
Carry forward general activity (UDA)	-36
18/19 Contracted orthodontic activity (UOA)	0
Carry forward orthodontic activity (UOA)	0
Baseline contract value	£78,710.03

ACCESS*

Patients seen in 24 months	Total	Change since previous quarter
Quarter ending December 2017	367	
Quarter ending March 2018	364	→
Quarter ending June 2018	365	→
Quarter ending September 2018	351	↓
Quarter ending December 2018	341	↓
Variance since December 2017	(7.1%)	↓



ACTIVITY



Month	Adjusted Scheduled Activity (UDA)	
	2018	2019
April	51	129
May	230	237
June	333	378
July	491	543
August	569	594
September	721	739
October	868	916
November	1,009	1,039
December	1,138	1,111
January	1,258	
February	1,417	
March	1,547	
April	1,619	
May	1,619	
June	1,619	

QUALITY

	Quantity	Base Number	Contract	AT	Region	England
% of FP17s for the same patient ID Re-attending within 3 months - Children	1	3	33.3%	9.4%	12.3%	11.8%
% of FP17s for the same patient ID Re-attending within 3 months - Adults	76	378	20.1%	13.5%	15.8%	15.6%
% of FP17s for the same patient ID Re-attending between 3 & 9 months - Children	0	3	0.0%	60.3%	60.1%	58.8%
% of FP17s for the same patient ID Re-attending between 3 & 9 months - Adults	10	378	2.6%	54.3%	53.3%	51.0%
% of FP17s for Band 1 Urgent Courses	3	357	0.8%	7.3%	9.0%	9.0%
% of FP17s Relating to Free Repair or Replacements	0	357	0.0%	1.1%	1.0%	0.8%
% of FP17s Relating to Continuations	0	357	0.0%	1.1%	1.0%	0.9%
% of Patients satisfied with the dentistry they have received	0	0	N/A	94.5%	93.8%	93.2%
% of Patients satisfied with the time they had to wait for an appointment	0	0	N/A	88.5%	89.4%	88.3%

* This is based on patients treated on this contract for their most recent course of treatment. Figures in italics indicate the base number of FP17s or Patient Questionnaire responses are less than 100. N/A is shown where the base number of responses is less than 10 during the period. % is calculated as Quantity/Base number*100

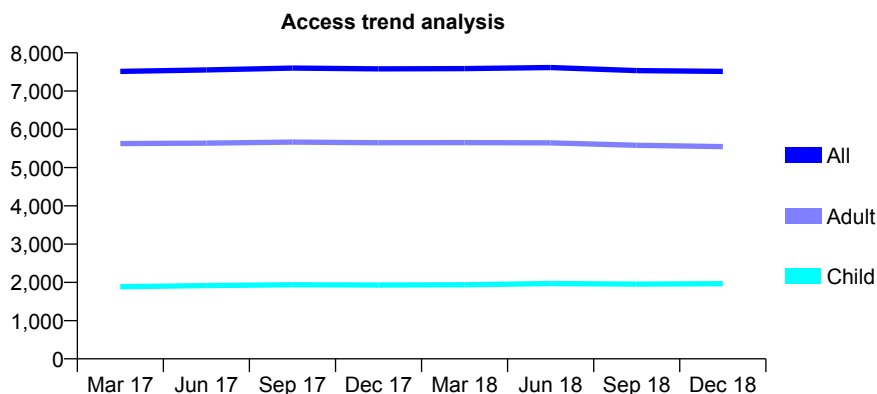
Q51 - Vital Signs At a Glance Contract Report for 198749/0001 - December 2018

Name or company name	RICHMOND DENTAL CARE
Contract type name	Pilot Contract
Purpose of contract	General
Contract start date	01/04/2009
Contract end date	

18/19 Contracted general activity (UDA)	25,655
Carry forward general activity (UDA)	0
18/19 Contracted orthodontic activity (UOA)	0
Carry forward orthodontic activity (UOA)	0
Baseline contract value	£801,606.06

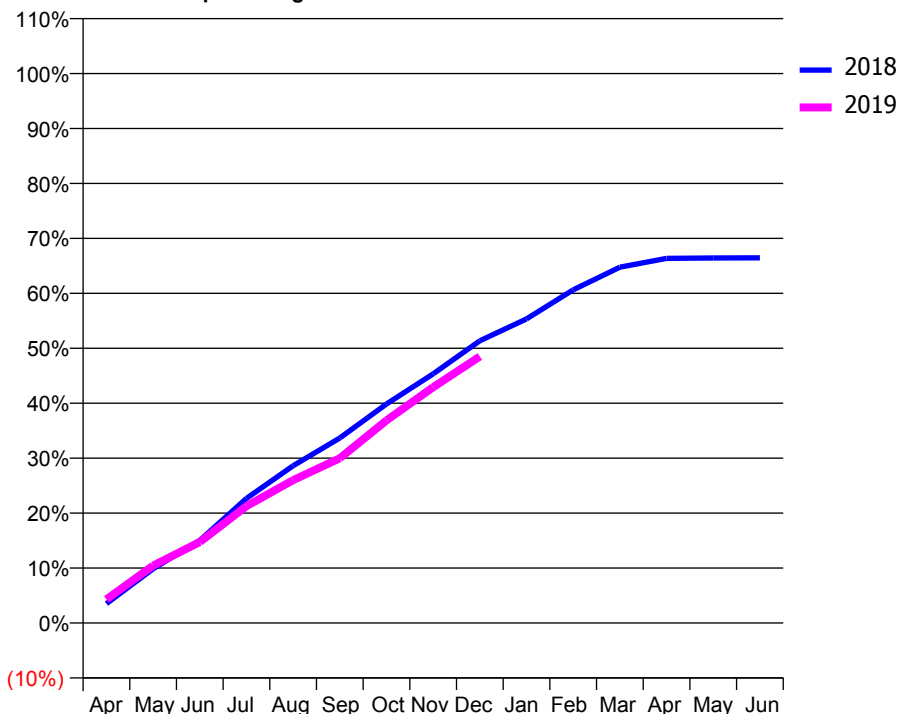
ACCESS*

Patients seen in 24 months	Total	Change since previous quarter
Quarter ending December 2017	7,580	
Quarter ending March 2018	7,588	→
Quarter ending June 2018	7,614	→
Quarter ending September 2018	7,535	↓
Quarter ending December 2018	7,513	→
Variance since December 2017	(0.9%)	→



ACTIVITY

Cumulative percentage of contracted UDA delivered 2018 & 2019



Month	Adjusted Scheduled Activity (UDA)	
	2018	2019
April	904	1,106
May	2,530	2,680
June	3,859	3,781
July	5,818	5,456
August	7,341	6,671
September	8,639	7,694
October	10,228	9,459
November	11,630	11,010
December	13,176	12,440
January	14,197	
February	15,557	
March	16,616	
April	17,027	
May	17,040	
June	17,046	

QUALITY

	Quantity	Base Number	Contract	AT	Region	England
% of FP17s for the same patient ID Re-attending within 3 months - Children	158	2,328	6.8%	9.4%	12.3%	11.8%
% of FP17s for the same patient ID Re-attending within 3 months - Adults	700	5,576	12.6%	13.5%	15.8%	15.6%
% of FP17s for the same patient ID Re-attending between 3 & 9 months - Children	1,613	2,328	69.3%	60.3%	60.1%	58.8%
% of FP17s for the same patient ID Re-attending between 3 & 9 months - Adults	2,827	5,576	50.7%	54.3%	53.3%	51.0%
% of FP17s for Band 1 Urgent Courses	657	7,035	9.3%	7.3%	9.0%	9.0%
% of FP17s Relating to Free Repair or Replacements	95	7,035	1.4%	1.1%	1.0%	0.8%
% of FP17s Relating to Continuations	24	7,035	0.3%	1.1%	1.0%	0.9%
% of Patients satisfied with the dentistry they have received	7	7	N/A	94.5%	93.8%	93.2%
% of Patients satisfied with the time they had to wait for an appointment	7	7	N/A	88.5%	89.4%	88.3%

* This is based on patients treated on this contract for their most recent course of treatment. Figures in italics indicate the base number of FP17s or Patient Questionnaire responses are less than 100. N/A is shown where the base number of responses is less than 10 during the period. % is calculated as Quantity/Base number*100

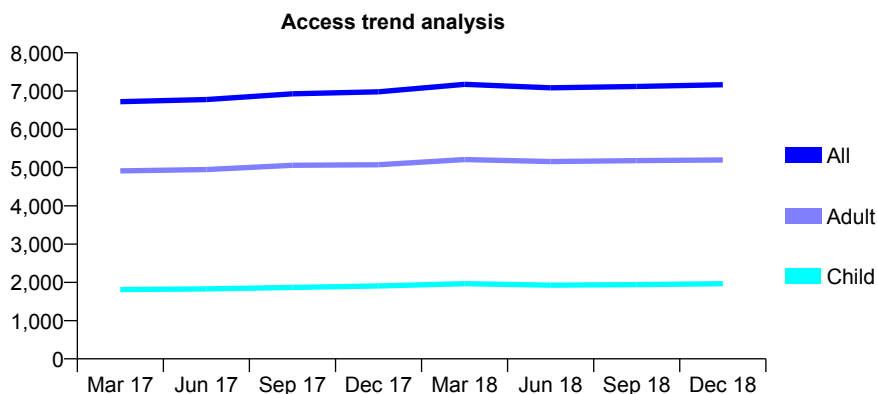
Q51 - Vital Signs At a Glance Contract Report for 202401/0003 - December 2018

Name or company name	MR RS NICHOLSON
Contract type name	GDS Contract
Purpose of contract	General
Contract start date	03/04/2007
Contract end date	

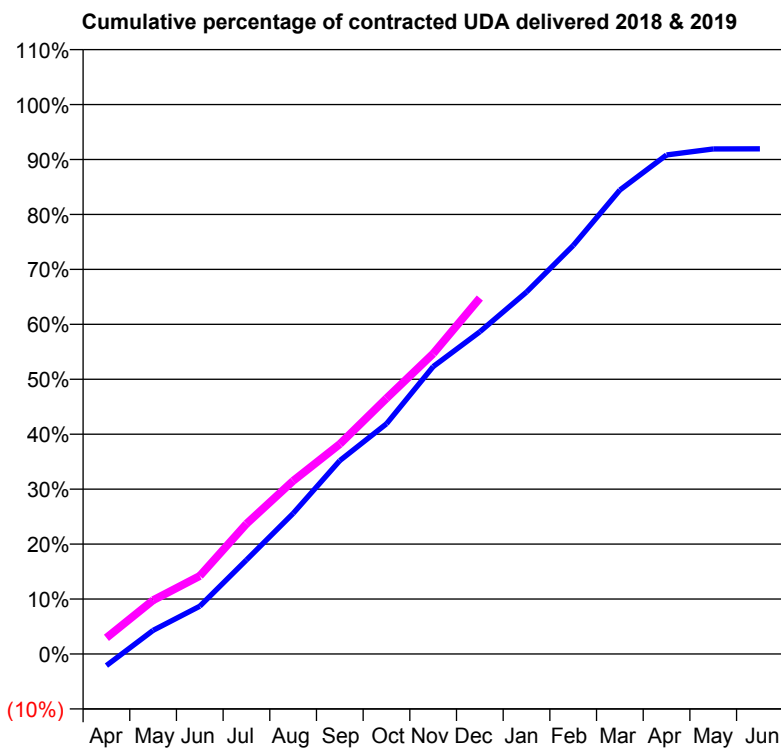
18/19 Contracted general activity (UDA)	19,000
Carry forward general activity (UDA)	0
18/19 Contracted orthodontic activity (UOA)	0
Carry forward orthodontic activity (UOA)	0
Baseline contract value	£541,723.36

ACCESS*

Patients seen in 24 months	Total	Change since previous quarter
Quarter ending December 2017	6,981	
Quarter ending March 2018	7,174	↑
Quarter ending June 2018	7,086	↓
Quarter ending September 2018	7,121	→
Quarter ending December 2018	7,165	→
Variance since December 2017	2.6%	↑



ACTIVITY



Month	Adjusted Scheduled Activity (UDA)	
	2018	2019
April	-404	561
May	818	1,863
June	1,652	2,700
July	3,251	4,504
August	4,860	5,985
September	6,688	7,258
October	7,962	8,839
November	9,939	10,384
December	11,140	12,310
January	12,514	
February	14,127	
March	16,044	
April	17,254	
May	17,465	
June	17,467	

QUALITY

	Quantity	Base Number	Contract	AT	Region	England
% of FP17s for the same patient ID Re-attending within 3 months - Children	112	1,814	6.2%	9.4%	12.3%	11.8%
% of FP17s for the same patient ID Re-attending within 3 months - Adults	405	4,275	9.5%	13.5%	15.8%	15.6%
% of FP17s for the same patient ID Re-attending between 3 & 9 months - Children	922	1,814	50.8%	60.3%	60.1%	58.8%
% of FP17s for the same patient ID Re-attending between 3 & 9 months - Adults	2,028	4,275	47.4%	54.3%	53.3%	51.0%
% of FP17s for Band 1 Urgent Courses	178	5,448	3.3%	7.3%	9.0%	9.0%
% of FP17s Relating to Free Repair or Replacements	107	5,448	2.0%	1.1%	1.0%	0.8%
% of FP17s Relating to Continuations	103	5,448	1.9%	1.1%	1.0%	0.9%
% of Patients satisfied with the dentistry they have received	3	3	N/A	94.5%	93.8%	93.2%
% of Patients satisfied with the time they had to wait for an appointment	3	3	N/A	88.5%	89.4%	88.3%

* This is based on patients treated on this contract for their most recent course of treatment. Figures in italics indicate the base number of FP17s or Patient Questionnaire responses are less than 100. N/A is shown where the base number of responses is less than 10 during the period. % is calculated as Quantity/Base number*100

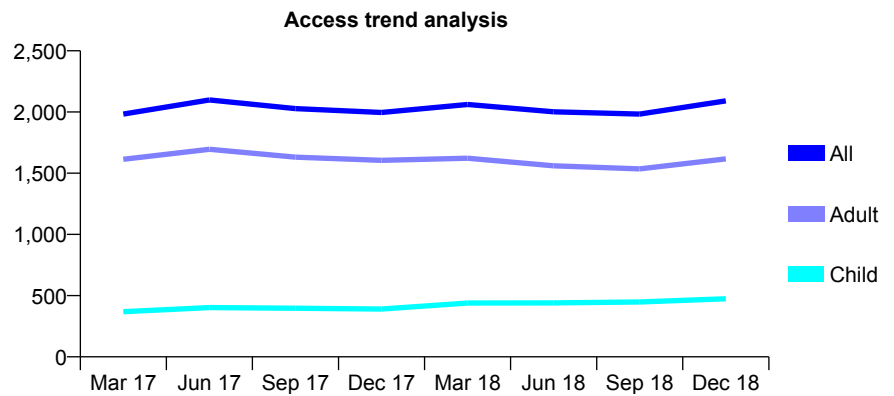
Q51 - Vital Signs At a Glance Contract Report for 214108/0001 - December 2018

Name or company name	MR H McWilliam
Contract type name	GDS Contract
Purpose of contract	General
Contract start date	01/04/2006
Contract end date	

18/19 Contracted general activity (UDA)	5,839
Carry forward general activity (UDA)	-117
18/19 Contracted orthodontic activity (UOA)	0
Carry forward orthodontic activity (UOA)	0
Baseline contract value	£169,922.09

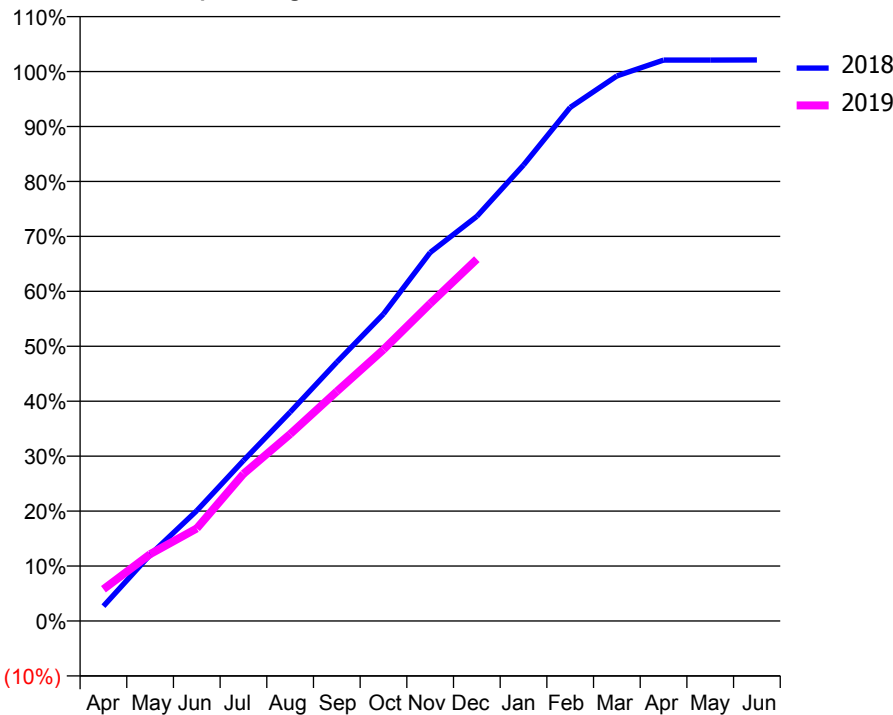
ACCESS*

Patients seen in 24 months	Total	Change since previous quarter
Quarter ending December 2017	1,996	
Quarter ending March 2018	2,062	↑
Quarter ending June 2018	2,002	↓
Quarter ending September 2018	1,983	→
Quarter ending December 2018	2,091	↑
Variance since December 2017	4.8%	↑



ACTIVITY

Cumulative percentage of contracted UDA delivered 2018 & 2019



Month	Adjusted Scheduled Activity (UDA)	
	2018	2019
April	159	339
May	704	711
June	1,173	984
July	1,706	1,564
August	2,219	1,986
September	2,751	2,439
October	3,263	2,884
November	3,915	3,373
December	4,300	3,845
January	4,845	
February	5,457	
March	5,792	
April	5,961	
May	5,961	
June	5,962	

QUALITY

	Quantity	Base Number	Contract	AT	Region	England
% of FP17s for the same patient ID Re-attending within 3 months - Children	25	439	5.7%	9.4%	12.3%	11.8%
% of FP17s for the same patient ID Re-attending within 3 months - Adults	167	1,564	10.7%	13.5%	15.8%	15.6%
% of FP17s for the same patient ID Re-attending between 3 & 9 months - Children	194	439	44.2%	60.3%	60.1%	58.8%
% of FP17s for the same patient ID Re-attending between 3 & 9 months - Adults	637	1,564	40.7%	54.3%	53.3%	51.0%
% of FP17s for Band 1 Urgent Courses	221	1,918	11.5%	7.3%	9.0%	9.0%
% of FP17s Relating to Free Repair or Replacements	12	1,918	0.6%	1.1%	1.0%	0.8%
% of FP17s Relating to Continuations	21	1,918	1.1%	1.1%	1.0%	0.9%
% of Patients satisfied with the dentistry they have received	0	0	N/A	94.5%	93.8%	93.2%
% of Patients satisfied with the time they had to wait for an appointment	0	0	N/A	88.5%	89.4%	88.3%

* This is based on patients treated on this contract for their most recent course of treatment. Figures in italics indicate the base number of FP17s or Patient Questionnaire responses are less than 100. N/A is shown where the base number of responses is less than 10 during the period. % is calculated as Quantity/Base number*100

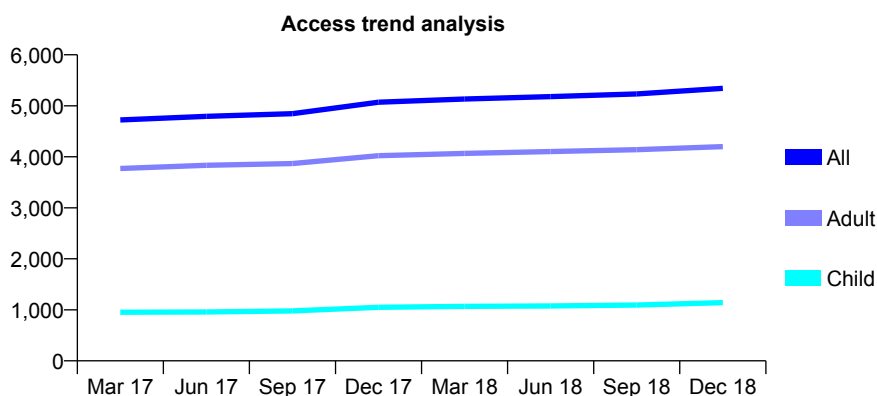
Q51 - Vital Signs At a Glance Contract Report for 214264/0001 - December 2018

Name or company name	J M Nadolinska & M R Nadolinski
Contract type name	GDS Contract
Purpose of contract	General
Contract start date	01/04/2006
Contract end date	

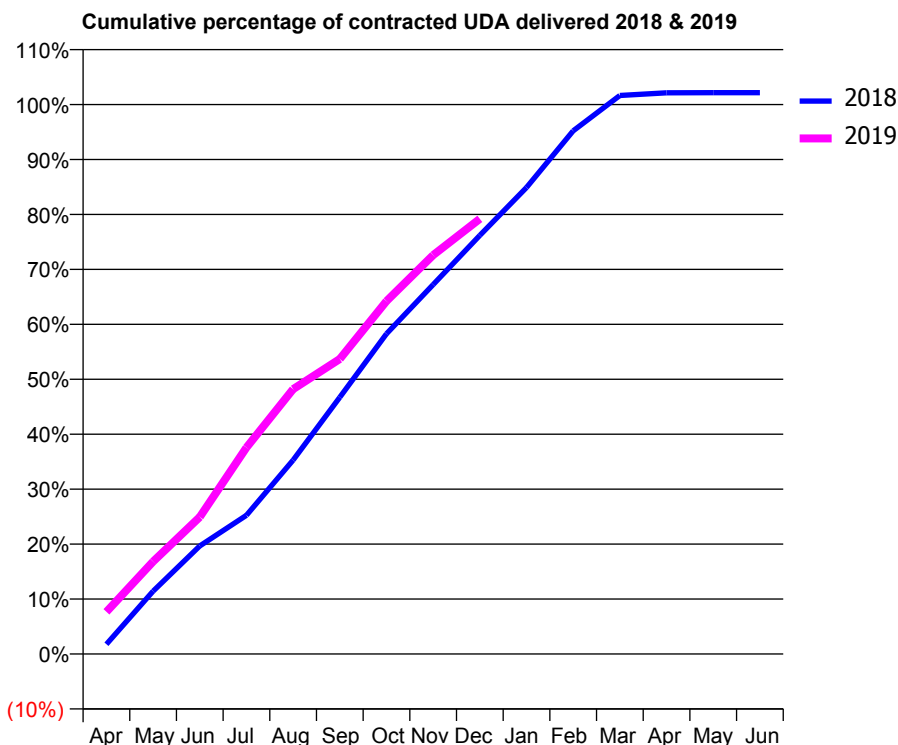
18/19 Contracted general activity (UDA)	13,383
Carry forward general activity (UDA)	-268
18/19 Contracted orthodontic activity (UOA)	0
Carry forward orthodontic activity (UOA)	0
Baseline contract value	£389,463.56

ACCESS*

Patients seen in 24 months	Total	Change since previous quarter
Quarter ending December 2017	5,071	
Quarter ending March 2018	5,133	→
Quarter ending June 2018	5,180	→
Quarter ending September 2018	5,233	→
Quarter ending December 2018	5,342	↑
Variance since December 2017	5.3%	↑



ACTIVITY



Month	Adjusted Scheduled Activity (UDA)	
	2018	2019
April	240	1,027
May	1,531	2,251
June	2,631	3,338
July	3,379	5,028
August	4,725	6,451
September	6,253	7,185
October	7,799	8,594
November	8,999	9,715
December	10,197	10,597
January	11,361	
February	12,742	
March	13,601	
April	13,669	
May	13,670	
June	13,670	

QUALITY

	Quantity	Base Number	Contract	AT	Region	England
% of FP17s for the same patient ID Re-attending within 3 months - Children	78	1,199	6.5%	9.4%	12.3%	11.8%
% of FP17s for the same patient ID Re-attending within 3 months - Adults	615	4,109	15.0%	13.5%	15.8%	15.6%
% of FP17s for the same patient ID Re-attending between 3 & 9 months - Children	755	1,199	63.0%	60.3%	60.1%	58.8%
% of FP17s for the same patient ID Re-attending between 3 & 9 months - Adults	2,012	4,109	49.0%	54.3%	53.3%	51.0%
% of FP17s for Band 1 Urgent Courses	442	5,262	8.4%	7.3%	9.0%	9.0%
% of FP17s Relating to Free Repair or Replacements	27	5,262	0.5%	1.1%	1.0%	0.8%
% of FP17s Relating to Continuations	90	5,262	1.7%	1.1%	1.0%	0.9%
% of Patients satisfied with the dentistry they have received	3	3	N/A	94.5%	93.8%	93.2%
% of Patients satisfied with the time they had to wait for an appointment	3	3	N/A	88.5%	89.4%	88.3%

* This is based on patients treated on this contract for their most recent course of treatment. Figures in italics indicate the base number of FP17s or Patient Questionnaire responses are less than 100. N/A is shown where the base number of responses is less than 10 during the period. % is calculated as Quantity/Base number*100

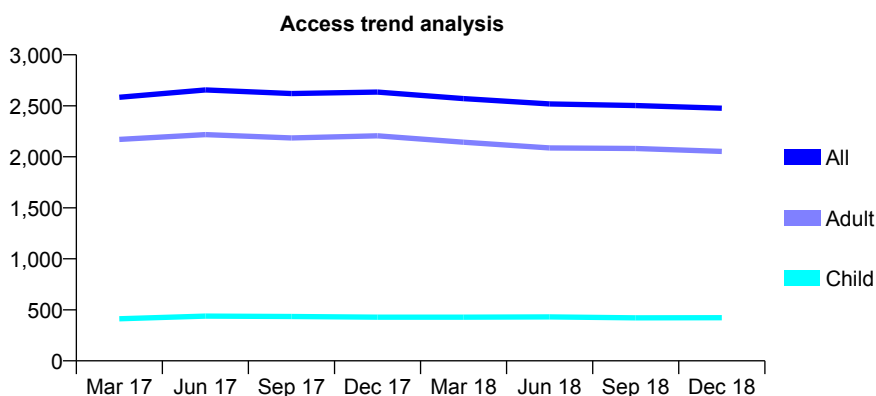
Q51 - Vital Signs At a Glance Contract Report for 215538/0001 - December 2018

Name or company name	Aditya Singh
Contract type name	GDS Contract
Purpose of contract	General
Contract start date	01/04/2006
Contract end date	

18/19 Contracted general activity (UDA)	7,635
Carry forward general activity (UDA)	278
18/19 Contracted orthodontic activity (UOA)	0
Carry forward orthodontic activity (UOA)	0
Baseline contract value	£184,425.90

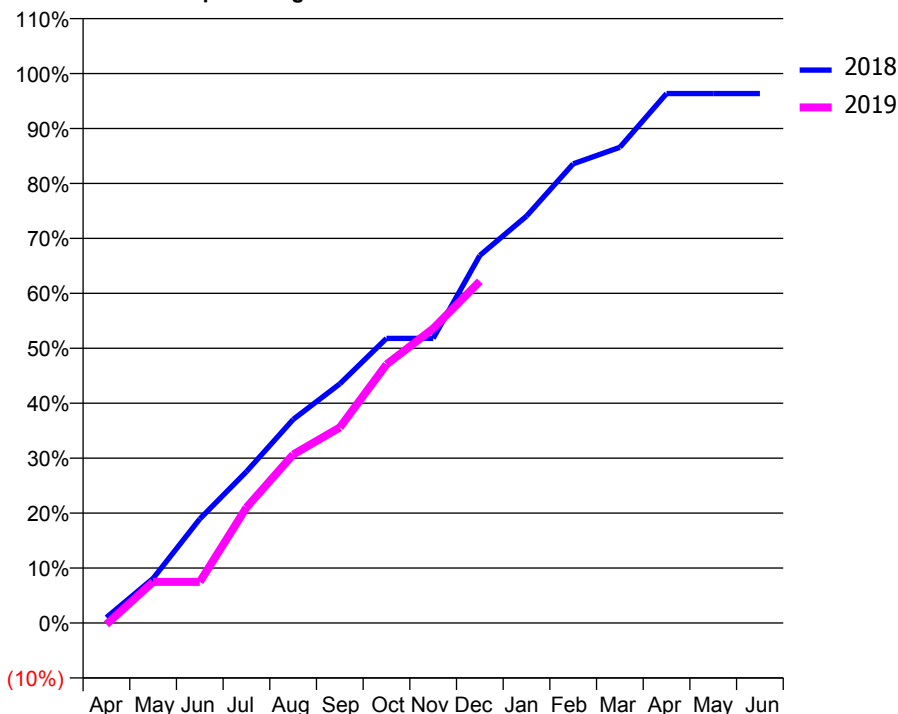
ACCESS*

Patients seen in 24 months	Total	Change since previous quarter
Quarter ending December 2017	2,634	
Quarter ending March 2018	2,571	↓
Quarter ending June 2018	2,518	↓
Quarter ending September 2018	2,503	→
Quarter ending December 2018	2,476	↓
Variance since December 2017	(6.0%)	↓



ACTIVITY

Cumulative percentage of contracted UDA delivered 2018 & 2019



Month	Adjusted Scheduled Activity (UDA)	
	2018	2019
April	76	-19
May	620	571
June	1,446	571
July	2,103	1,605
August	2,828	2,340
September	3,323	2,717
October	3,955	3,594
November	3,955	4,092
December	5,108	4,747
January	5,654	
February	6,381	
March	6,609	
April	7,357	
May	7,357	
June	7,357	

QUALITY

	Quantity	Base Number	Contract	AT	Region	England
% of FP17s for the same patient ID Re-attending within 3 months - Children	26	501	5.2%	9.4%	12.3%	11.8%
% of FP17s for the same patient ID Re-attending within 3 months - Adults	314	2,172	14.5%	13.5%	15.8%	15.6%
% of FP17s for the same patient ID Re-attending between 3 & 9 months - Children	284	501	56.7%	60.3%	60.1%	58.8%
% of FP17s for the same patient ID Re-attending between 3 & 9 months - Adults	1,060	2,172	48.8%	54.3%	53.3%	51.0%
% of FP17s for Band 1 Urgent Courses	208	2,321	9.0%	7.3%	9.0%	9.0%
% of FP17s Relating to Free Repair or Replacements	41	2,321	1.8%	1.1%	1.0%	0.8%
% of FP17s Relating to Continuations	70	2,321	3.0%	1.1%	1.0%	0.9%
% of Patients satisfied with the dentistry they have received	1	1	N/A	94.5%	93.8%	93.2%
% of Patients satisfied with the time they had to wait for an appointment	1	1	N/A	88.5%	89.4%	88.3%

* This is based on patients treated on this contract for their most recent course of treatment. Figures in italics indicate the base number of FP17s or Patient Questionnaire responses are less than 100. N/A is shown where the base number of responses is less than 10 during the period. % is calculated as Quantity/Base number*100

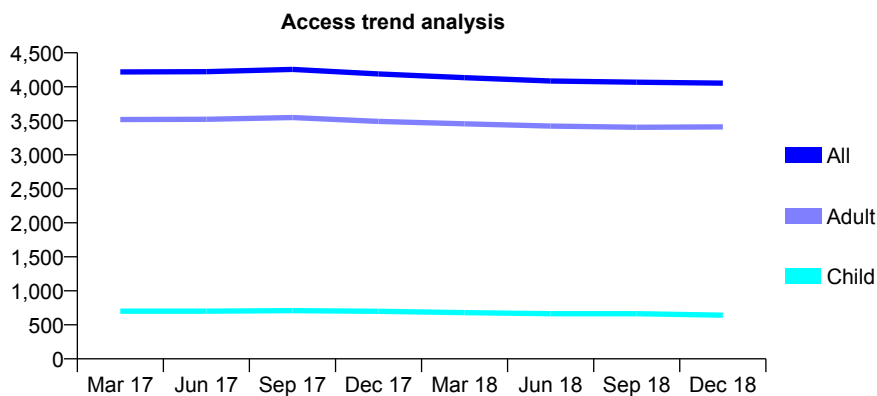
Q51 - Vital Signs At a Glance Contract Report for 219940/0001 - December 2018

Name or company name	MR SD MCCART
Contract type name	Pilot Contract
Purpose of contract	General
Contract start date	01/04/2006
Contract end date	

18/19 Contracted general activity (UDA)	12,365
Carry forward general activity (UDA)	0
18/19 Contracted orthodontic activity (UOA)	0
Carry forward orthodontic activity (UOA)	0
Baseline contract value	£418,542.09

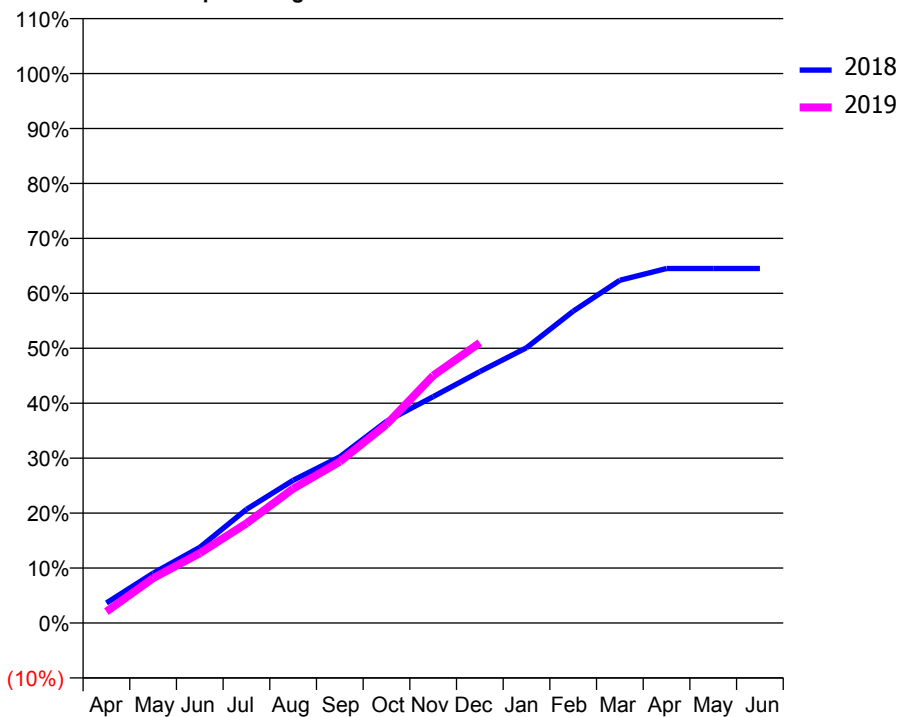
ACCESS*

Patients seen in 24 months	Total	Change since previous quarter
Quarter ending December 2017	4,190	
Quarter ending March 2018	4,135	↓
Quarter ending June 2018	4,085	↓
Quarter ending September 2018	4,067	→
Quarter ending December 2018	4,054	→
Variance since December 2017	(3.2%)	↓



ACTIVITY

Cumulative percentage of contracted UDA delivered 2018 & 2019



Month	Adjusted Scheduled Activity (UDA)	
	2018	2019
April	450	258
May	1,120	1,011
June	1,704	1,572
July	2,558	2,244
August	3,213	3,024
September	3,741	3,631
October	4,538	4,470
November	5,093	5,567
December	5,657	6,306
January	6,193	
February	7,016	
March	7,712	
April	7,977	
May	7,977	
June	7,977	

QUALITY

	Quantity	Base Number	Contract	AT	Region	England
% of FP17s for the same patient ID Re-attending within 3 months - Children	19	548	3.5%	9.4%	12.3%	11.8%
% of FP17s for the same patient ID Re-attending within 3 months - Adults	163	2,436	6.7%	13.5%	15.8%	15.6%
% of FP17s for the same patient ID Re-attending between 3 & 9 months - Children	200	548	36.5%	60.3%	60.1%	58.8%
% of FP17s for the same patient ID Re-attending between 3 & 9 months - Adults	642	2,436	26.4%	54.3%	53.3%	51.0%
% of FP17s for Band 1 Urgent Courses	255	2,846	9.0%	7.3%	9.0%	9.0%
% of FP17s Relating to Free Repair or Replacements	4	2,846	0.1%	1.1%	1.0%	0.8%
% of FP17s Relating to Continuations	11	2,846	0.4%	1.1%	1.0%	0.9%
% of Patients satisfied with the dentistry they have received	3	3	N/A	94.5%	93.8%	93.2%
% of Patients satisfied with the time they had to wait for an appointment	3	3	N/A	88.5%	89.4%	88.3%

* This is based on patients treated on this contract for their most recent course of treatment. Figures in italics indicate the base number of FP17s or Patient Questionnaire responses are less than 100. N/A is shown where the base number of responses is less than 10 during the period. % is calculated as Quantity/Base number*100

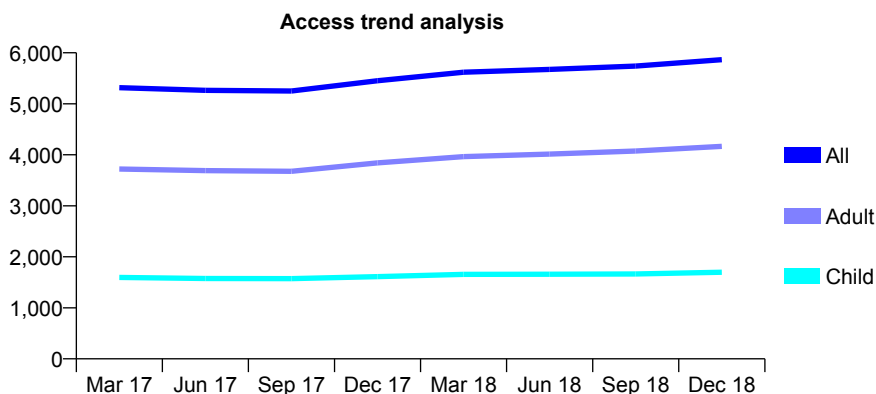
Q51 - Vital Signs At a Glance Contract Report for 230901/0001 - December 2018

Name or company name	Julius Dental
Contract type name	GDS Contract
Purpose of contract	General and Orthodontic
Contract start date	01/04/2006
Contract end date	

18/19 Contracted general activity (UDA)	19,164
Carry forward general activity (UDA)	0
18/19 Contracted orthodontic activity (UOA)	1,050
Carry forward orthodontic activity (UOA)	0
Baseline contract value	£627,713.69

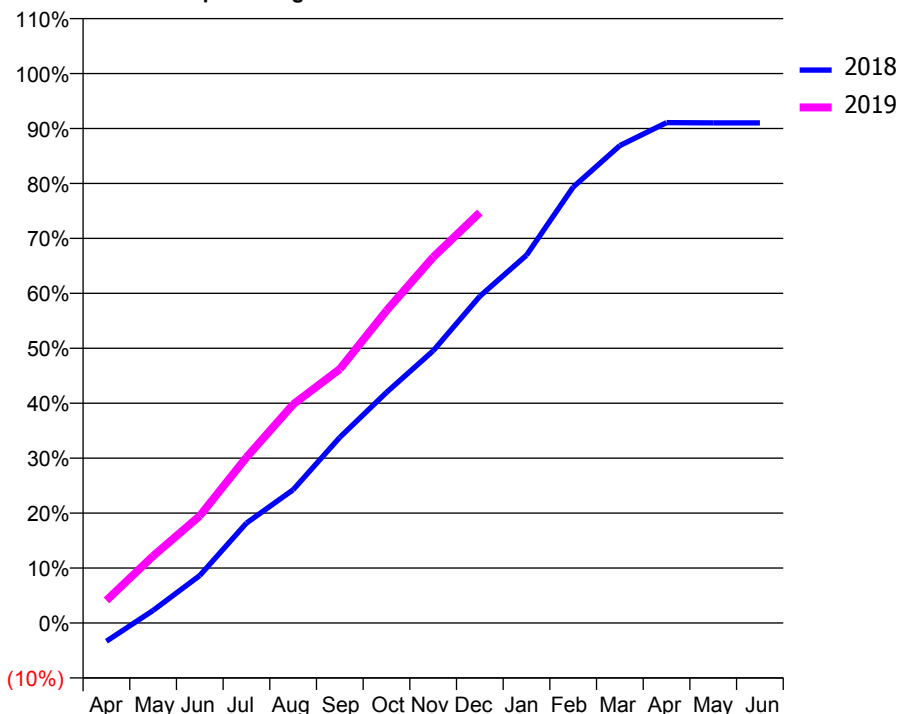
ACCESS*

Patients seen in 24 months	Total	Change since previous quarter
Quarter ending December 2017	5,453	
Quarter ending March 2018	5,619	↑
Quarter ending June 2018	5,674	→
Quarter ending September 2018	5,739	→
Quarter ending December 2018	5,866	↑
Variance since December 2017	7.6%	↑



ACTIVITY

Cumulative percentage of contracted UDA delivered 2018 & 2019



Month	Adjusted Scheduled Activity (UDA)	
	2018	2019
April	-640	790
May	441	2,335
June	1,656	3,736
July	3,485	5,777
August	4,649	7,624
September	6,475	8,857
October	8,042	10,894
November	9,496	12,761
December	11,397	14,319
January	12,830	
February	15,203	
March	16,653	
April	17,453	
May	17,441	
June	17,441	

QUALITY

	Quantity	Base Number	Contract	AT	Region	England
% of FP17s for the same patient ID Re-attending within 3 months - Children	181	2,083	8.7%	9.4%	12.3%	11.8%
% of FP17s for the same patient ID Re-attending within 3 months - Adults	520	4,455	11.7%	13.5%	15.8%	15.6%
% of FP17s for the same patient ID Re-attending between 3 & 9 months - Children	1,387	2,083	66.6%	60.3%	60.1%	58.8%
% of FP17s for the same patient ID Re-attending between 3 & 9 months - Adults	2,615	4,455	58.7%	54.3%	53.3%	51.0%
% of FP17s for Band 1 Urgent Courses	204	6,110	3.3%	7.3%	9.0%	9.0%
% of FP17s Relating to Free Repair or Replacements	43	6,110	0.7%	1.1%	1.0%	0.8%
% of FP17s Relating to Continuations	143	6,110	2.3%	1.1%	1.0%	0.9%
% of Patients satisfied with the dentistry they have received	0	0	N/A	94.5%	93.8%	93.2%
% of Patients satisfied with the time they had to wait for an appointment	0	0	N/A	88.5%	89.4%	88.3%

* This is based on patients treated on this contract for their most recent course of treatment. Figures in italics indicate the base number of FP17s or Patient Questionnaire responses are less than 100. N/A is shown where the base number of responses is less than 10 during the period. % is calculated as Quantity/Base number*100

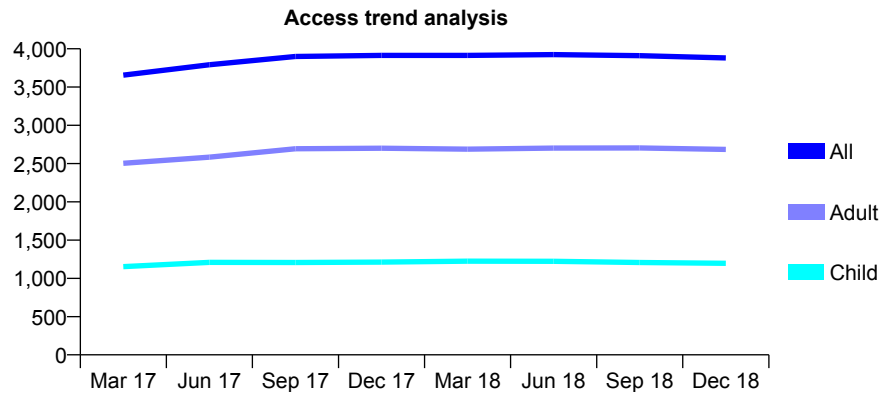
Q51 - Vital Signs At a Glance Contract Report for 233021/0001 - December 2018

Name or company name	MR AJ CADMAN
Contract type name	GDS Contract
Purpose of contract	General
Contract start date	01/04/2006
Contract end date	

18/19 Contracted general activity (UDA)	7,585
Carry forward general activity (UDA)	-105
18/19 Contracted orthodontic activity (UOA)	0
Carry forward orthodontic activity (UOA)	0
Baseline contract value	£251,702.04

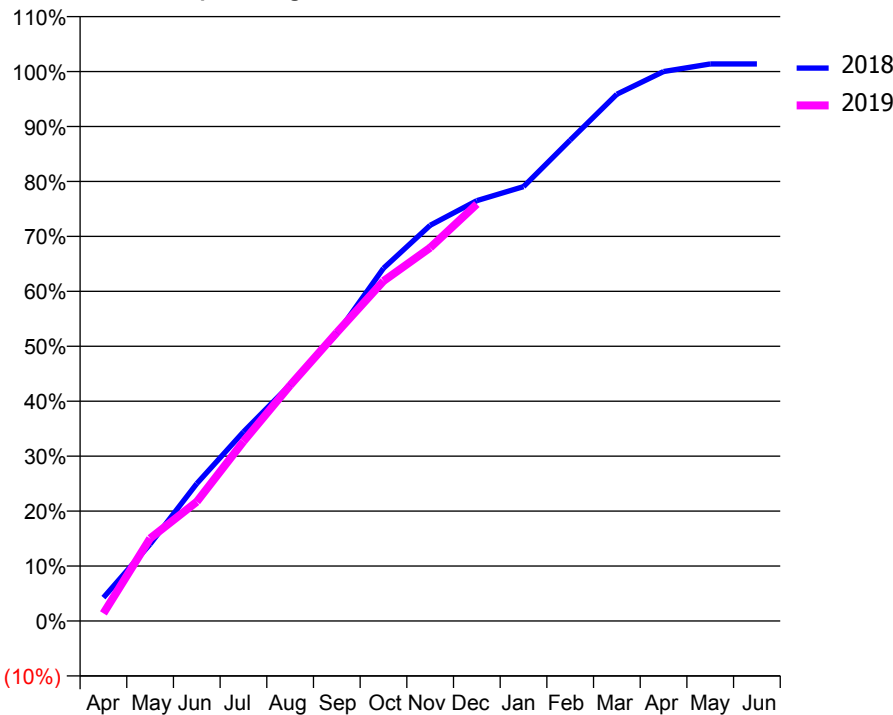
ACCESS*

Patients seen in 24 months	Total	Change since previous quarter
Quarter ending December 2017	3,913	
Quarter ending March 2018	3,913	→
Quarter ending June 2018	3,924	→
Quarter ending September 2018	3,911	→
Quarter ending December 2018	3,881	→
Variance since December 2017	(0.8%)	→



ACTIVITY

Cumulative percentage of contracted UDA delivered 2018 & 2019



Month	Adjusted Scheduled Activity (UDA)	
	2018	2019
April	323	105
May	1,062	1,141
June	1,896	1,646
July	2,611	2,479
August	3,263	3,253
September	3,963	3,981
October	4,869	4,694
November	5,462	5,153
December	5,803	5,755
January	5,996	
February	6,638	
March	7,271	
April	7,585	
May	7,690	
June	7,690	

QUALITY

	Quantity	Base Number	Contract	AT	Region	England
% of FP17s for the same patient ID Re-attending within 3 months - Children	65	1,313	5.0%	9.4%	12.3%	11.8%
% of FP17s for the same patient ID Re-attending within 3 months - Adults	309	2,780	11.1%	13.5%	15.8%	15.6%
% of FP17s for the same patient ID Re-attending between 3 & 9 months - Children	870	1,313	66.3%	60.3%	60.1%	58.8%
% of FP17s for the same patient ID Re-attending between 3 & 9 months - Adults	1,524	2,780	54.8%	54.3%	53.3%	51.0%
% of FP17s for Band 1 Urgent Courses	138	3,439	4.0%	7.3%	9.0%	9.0%
% of FP17s Relating to Free Repair or Replacements	31	3,439	0.9%	1.1%	1.0%	0.8%
% of FP17s Relating to Continuations	31	3,439	0.9%	1.1%	1.0%	0.9%
% of Patients satisfied with the dentistry they have received	2	2	N/A	94.5%	93.8%	93.2%
% of Patients satisfied with the time they had to wait for an appointment	2	2	N/A	88.5%	89.4%	88.3%

* This is based on patients treated on this contract for their most recent course of treatment. Figures in italics indicate the base number of FP17s or Patient Questionnaire responses are less than 100. N/A is shown where the base number of responses is less than 10 during the period. % is calculated as Quantity/Base number*100

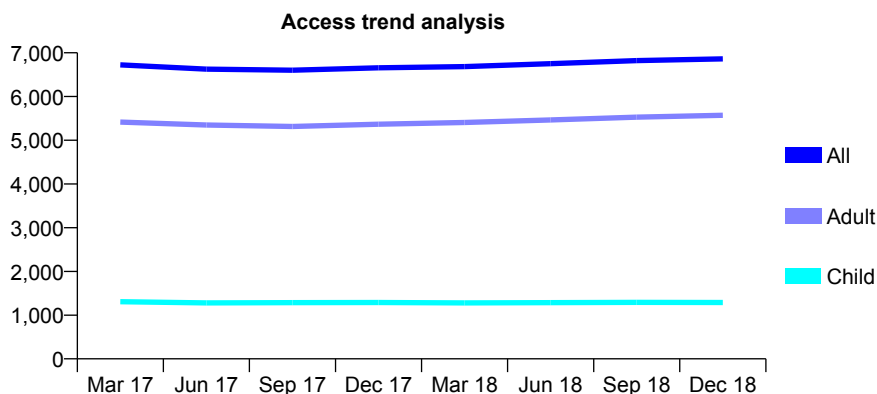
Q51 - Vital Signs At a Glance Contract Report for 234230/0001 - December 2018

Name or company name	MR IA SHELBOURNE
Contract type name	GDS Contract
Purpose of contract	General
Contract start date	01/12/2008
Contract end date	

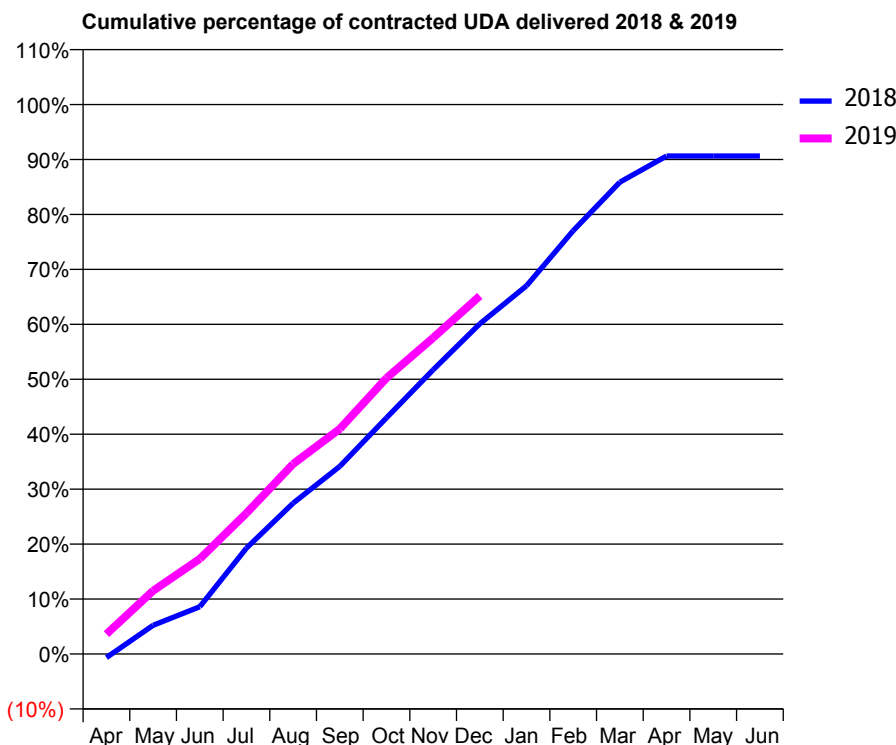
18/19 Contracted general activity (UDA)	20,016
Carry forward general activity (UDA)	0
18/19 Contracted orthodontic activity (UOA)	0
Carry forward orthodontic activity (UOA)	0
Baseline contract value	£570,691.32

ACCESS*

Patients seen in 24 months	Total	Change since previous quarter
Quarter ending December 2017	6,656	
Quarter ending March 2018	6,684	→
Quarter ending June 2018	6,751	→
Quarter ending September 2018	6,822	→
Quarter ending December 2018	6,862	→
Variance since December 2017	3.1%	↑



ACTIVITY



Month	Adjusted Scheduled Activity (UDA)	
	2018	2019
April	-132	725
May	1,047	2,303
June	1,723	3,468
July	3,858	5,134
August	5,496	6,925
September	6,836	8,203
October	8,605	10,050
November	10,351	11,521
December	12,028	13,046
January	13,413	
February	15,418	
March	17,188	
April	18,140	
May	18,140	
June	18,141	

QUALITY

	Quantity	Base Number	Contract	AT	Region	England
% of FP17s for the same patient ID Re-attending within 3 months - Children	84	1,563	5.4%	9.4%	12.3%	11.8%
% of FP17s for the same patient ID Re-attending within 3 months - Adults	562	5,759	9.8%	13.5%	15.8%	15.6%
% of FP17s for the same patient ID Re-attending between 3 & 9 months - Children	1,057	1,563	67.6%	60.3%	60.1%	58.8%
% of FP17s for the same patient ID Re-attending between 3 & 9 months - Adults	3,026	5,759	52.5%	54.3%	53.3%	51.0%
% of FP17s for Band 1 Urgent Courses	404	6,924	5.8%	7.3%	9.0%	9.0%
% of FP17s Relating to Free Repair or Replacements	71	6,924	1.0%	1.1%	1.0%	0.8%
% of FP17s Relating to Continuations	69	6,924	1.0%	1.1%	1.0%	0.9%
% of Patients satisfied with the dentistry they have received	8	8	N/A	94.5%	93.8%	93.2%
% of Patients satisfied with the time they had to wait for an appointment	8	8	N/A	88.5%	89.4%	88.3%

* This is based on patients treated on this contract for their most recent course of treatment. Figures in italics indicate the base number of FP17s or Patient Questionnaire responses are less than 100. N/A is shown where the base number of responses is less than 10 during the period. % is calculated as Quantity/Base number*100

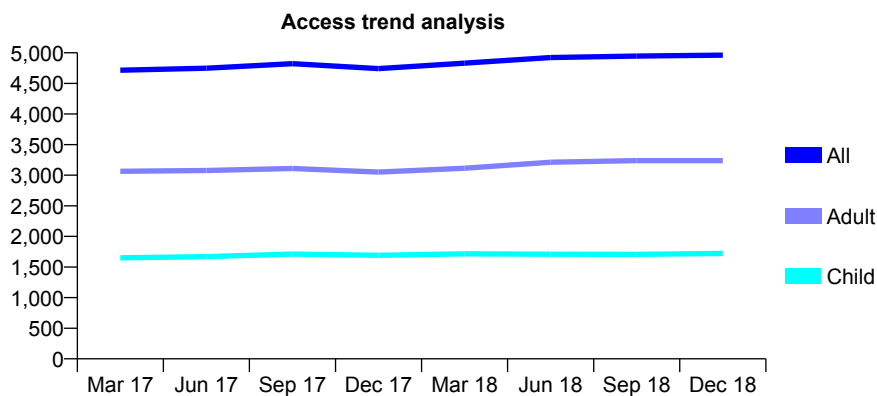
Q51 - Vital Signs At a Glance Contract Report for 253421/0003 - December 2018

Name or company name	MR MA CHOUDHRY
Contract type name	GDS Contract
Purpose of contract	General
Contract start date	01/04/2006
Contract end date	

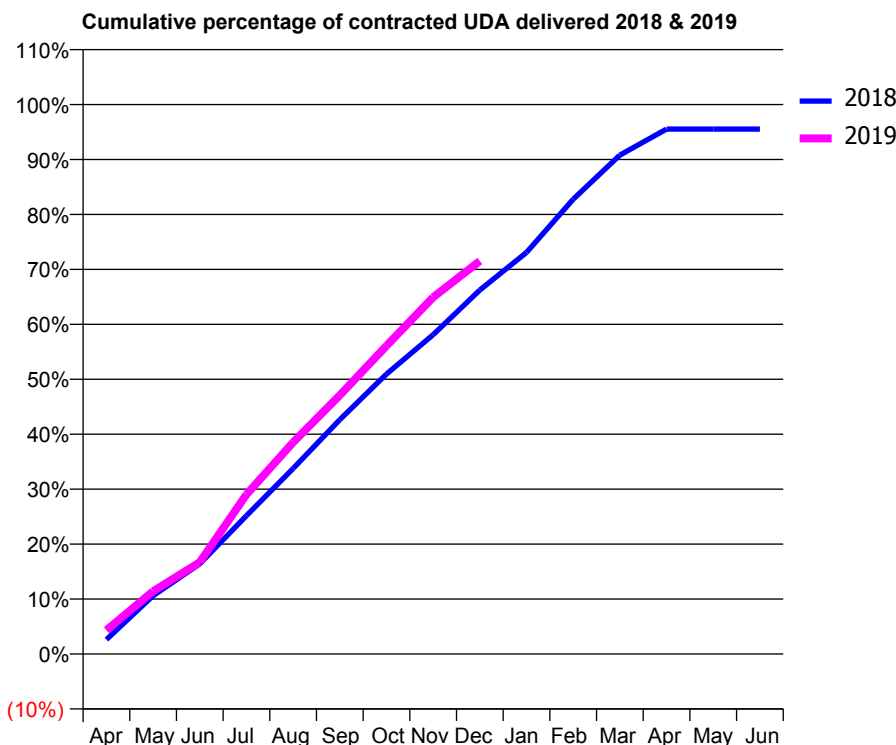
18/19 Contracted general activity (UDA)	11,573
Carry forward general activity (UDA)	0
18/19 Contracted orthodontic activity (UOA)	0
Carry forward orthodontic activity (UOA)	0
Baseline contract value	£376,419.27

ACCESS*

Patients seen in 24 months	Total	Change since previous quarter
Quarter ending December 2017	4,742	
Quarter ending March 2018	4,831	→
Quarter ending June 2018	4,923	→
Quarter ending September 2018	4,947	→
Quarter ending December 2018	4,962	→
Variance since December 2017	4.6%	↑



ACTIVITY



Month	Adjusted Scheduled Activity (UDA)	
	2018	2019
April	305	502
May	1,228	1,320
June	1,899	1,935
July	2,915	3,360
August	3,909	4,458
September	4,935	5,450
October	5,898	6,491
November	6,725	7,513
December	7,666	8,277
January	8,456	
February	9,577	
March	10,507	
April	11,056	
May	11,056	
June	11,056	

QUALITY

	Quantity	Base Number	Contract	AT	Region	England
% of FP17s for the same patient ID Re-attending within 3 months - Children	127	1,647	7.7%	9.4%	12.3%	11.8%
% of FP17s for the same patient ID Re-attending within 3 months - Adults	644	3,181	20.2%	13.5%	15.8%	15.6%
% of FP17s for the same patient ID Re-attending between 3 & 9 months - Children	798	1,647	48.5%	60.3%	60.1%	58.8%
% of FP17s for the same patient ID Re-attending between 3 & 9 months - Adults	1,173	3,181	36.9%	54.3%	53.3%	51.0%
% of FP17s for Band 1 Urgent Courses	685	4,121	16.6%	7.3%	9.0%	9.0%
% of FP17s Relating to Free Repair or Replacements	41	4,121	1.0%	1.1%	1.0%	0.8%
% of FP17s Relating to Continuations	60	4,121	1.5%	1.1%	1.0%	0.9%
% of Patients satisfied with the dentistry they have received	3	3	N/A	94.5%	93.8%	93.2%
% of Patients satisfied with the time they had to wait for an appointment	2	3	N/A	88.5%	89.4%	88.3%

* This is based on patients treated on this contract for their most recent course of treatment. Figures in italics indicate the base number of FP17s or Patient Questionnaire responses are less than 100. N/A is shown where the base number of responses is less than 10 during the period. % is calculated as Quantity/Base number*100

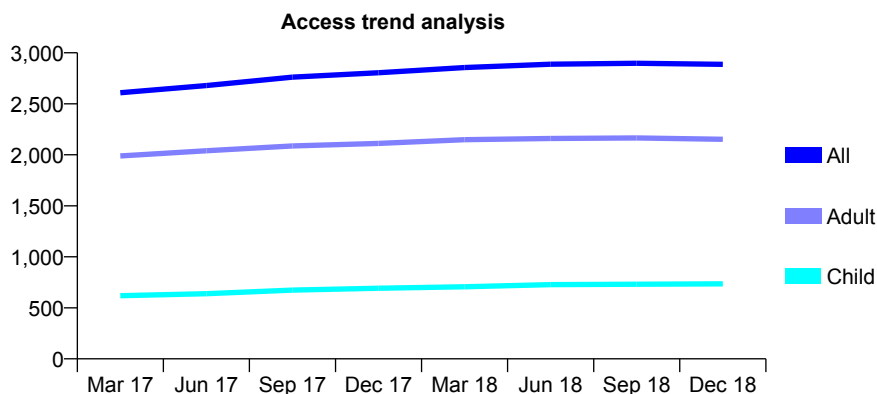
Q51 - Vital Signs At a Glance Contract Report for 263478/0001 - December 2018

Name or company name	Tickhill Dental & Implant Centre Limited
Contract type name	GDS Contract
Purpose of contract	General
Contract start date	01/01/2011
Contract end date	

18/19 Contracted general activity (UDA)	9,040
Carry forward general activity (UDA)	0
18/19 Contracted orthodontic activity (UOA)	0
Carry forward orthodontic activity (UOA)	0
Baseline contract value	£263,076.40

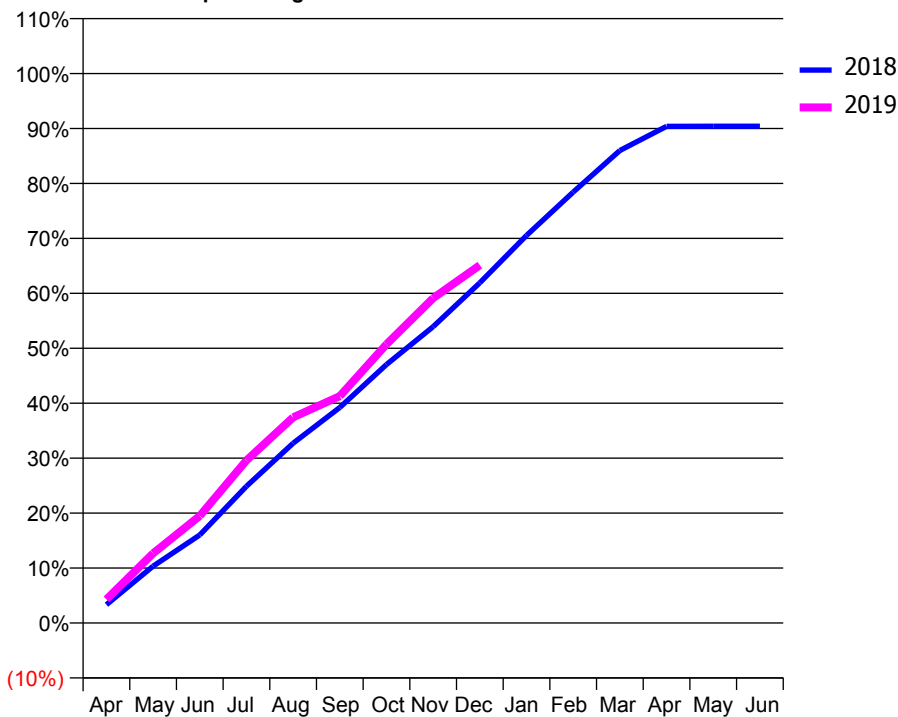
ACCESS*

Patients seen in 24 months	Total	Change since previous quarter
Quarter ending December 2017	2,804	
Quarter ending March 2018	2,856	→
Quarter ending June 2018	2,888	→
Quarter ending September 2018	2,898	→
Quarter ending December 2018	2,887	→
Variance since December 2017	3.0%	↑



ACTIVITY

Cumulative percentage of contracted UDA delivered 2018 & 2019



Month	Adjusted Scheduled Activity (UDA)	
	2018	2019
April	302	390
May	935	1,146
June	1,450	1,762
July	2,250	2,676
August	2,957	3,385
September	3,546	3,733
October	4,252	4,587
November	4,876	5,345
December	5,598	5,887
January	6,375	
February	7,088	
March	7,772	
April	8,171	
May	8,172	
June	8,172	

QUALITY

	Quantity	Base Number	Contract	AT	Region	England
% of FP17s for the same patient ID Re-attending within 3 months - Children	54	947	5.7%	9.4%	12.3%	11.8%
% of FP17s for the same patient ID Re-attending within 3 months - Adults	396	2,810	14.1%	13.5%	15.8%	15.6%
% of FP17s for the same patient ID Re-attending between 3 & 9 months - Children	688	947	72.7%	60.3%	60.1%	58.8%
% of FP17s for the same patient ID Re-attending between 3 & 9 months - Adults	2,015	2,810	71.7%	54.3%	53.3%	51.0%
% of FP17s for Band 1 Urgent Courses	207	3,561	5.8%	7.3%	9.0%	9.0%
% of FP17s Relating to Free Repair or Replacements	13	3,561	0.4%	1.1%	1.0%	0.8%
% of FP17s Relating to Continuations	36	3,561	1.0%	1.1%	1.0%	0.9%
% of Patients satisfied with the dentistry they have received	8	8	N/A	94.5%	93.8%	93.2%
% of Patients satisfied with the time they had to wait for an appointment	8	8	N/A	88.5%	89.4%	88.3%

* This is based on patients treated on this contract for their most recent course of treatment. Figures in italics indicate the base number of FP17s or Patient Questionnaire responses are less than 100. N/A is shown where the base number of responses is less than 10 during the period. % is calculated as Quantity/Base number*100

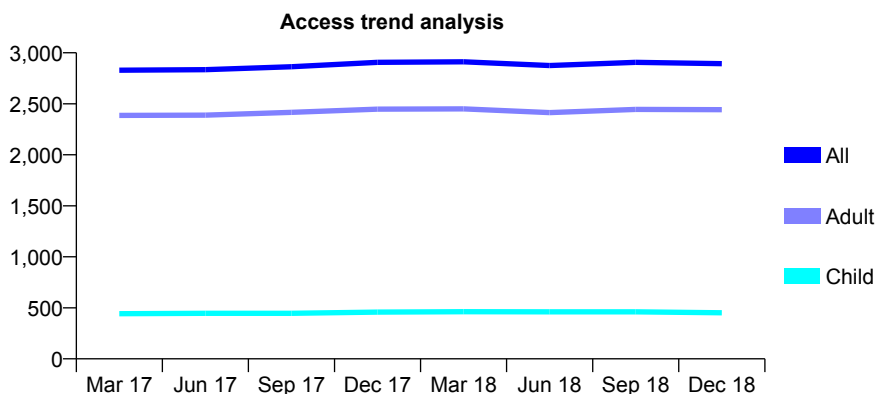
Q51 - Vital Signs At a Glance Contract Report for 320331/0001 - December 2018

Name or company name	MR PR GIBBONS
Contract type name	GDS Contract
Purpose of contract	General
Contract start date	01/04/2006
Contract end date	

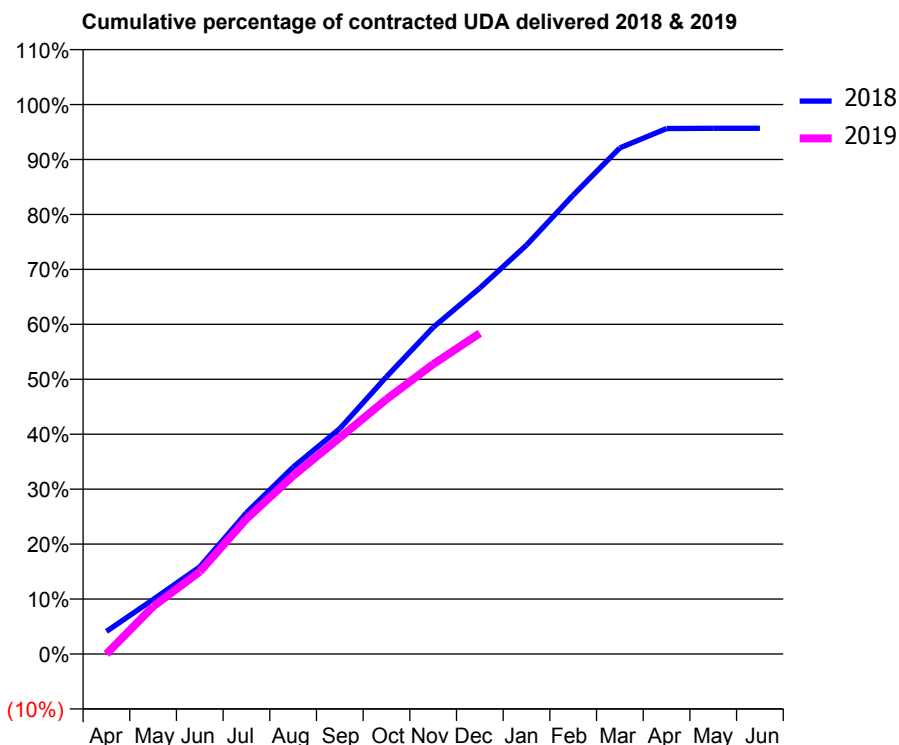
18/19 Contracted general activity (UDA)	9,483
Carry forward general activity (UDA)	0
18/19 Contracted orthodontic activity (UOA)	0
Carry forward orthodontic activity (UOA)	0
Baseline contract value	£270,398.48

ACCESS*

Patients seen in 24 months	Total	Change since previous quarter
Quarter ending December 2017	2,906	
Quarter ending March 2018	2,912	→
Quarter ending June 2018	2,875	↓
Quarter ending September 2018	2,906	→
Quarter ending December 2018	2,894	→
Variance since December 2017	(0.4%)	→



ACTIVITY



Month	Adjusted Scheduled Activity (UDA)	
	2018	2019
April	389	0
May	940	821
June	1,505	1,421
July	2,438	2,332
August	3,226	3,076
September	3,890	3,733
October	4,786	4,396
November	5,636	5,002
December	6,315	5,536
January	7,058	
February	7,919	
March	8,735	
April	9,068	
May	9,072	
June	9,072	

QUALITY

	Quantity	Base Number	Contract	AT	Region	England
% of FP17s for the same patient ID Re-attending within 3 months - Children	57	584	9.8%	9.4%	12.3%	11.8%
% of FP17s for the same patient ID Re-attending within 3 months - Adults	348	2,660	13.1%	13.5%	15.8%	15.6%
% of FP17s for the same patient ID Re-attending between 3 & 9 months - Children	372	584	63.7%	60.3%	60.1%	58.8%
% of FP17s for the same patient ID Re-attending between 3 & 9 months - Adults	1,556	2,660	58.5%	54.3%	53.3%	51.0%
% of FP17s for Band 1 Urgent Courses	18	3,098	0.6%	7.3%	9.0%	9.0%
% of FP17s Relating to Free Repair or Replacements	28	3,098	0.9%	1.1%	1.0%	0.8%
% of FP17s Relating to Continuations	108	3,098	3.5%	1.1%	1.0%	0.9%
% of Patients satisfied with the dentistry they have received	3	4	N/A	94.5%	93.8%	93.2%
% of Patients satisfied with the time they had to wait for an appointment	4	4	N/A	88.5%	89.4%	88.3%

* This is based on patients treated on this contract for their most recent course of treatment. Figures in italics indicate the base number of FP17s or Patient Questionnaire responses are less than 100. N/A is shown where the base number of responses is less than 10 during the period. % is calculated as Quantity/Base number*100

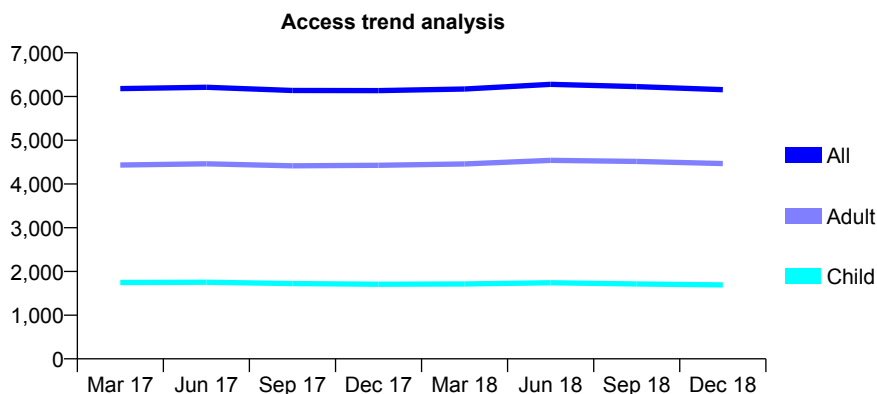
Q51 - Vital Signs At a Glance Contract Report for 325880/0001 - December 2018

Name or company name	Anderson & Broadberry Dental Care
Contract type name	GDS Contract
Purpose of contract	General
Contract start date	01/04/2006
Contract end date	

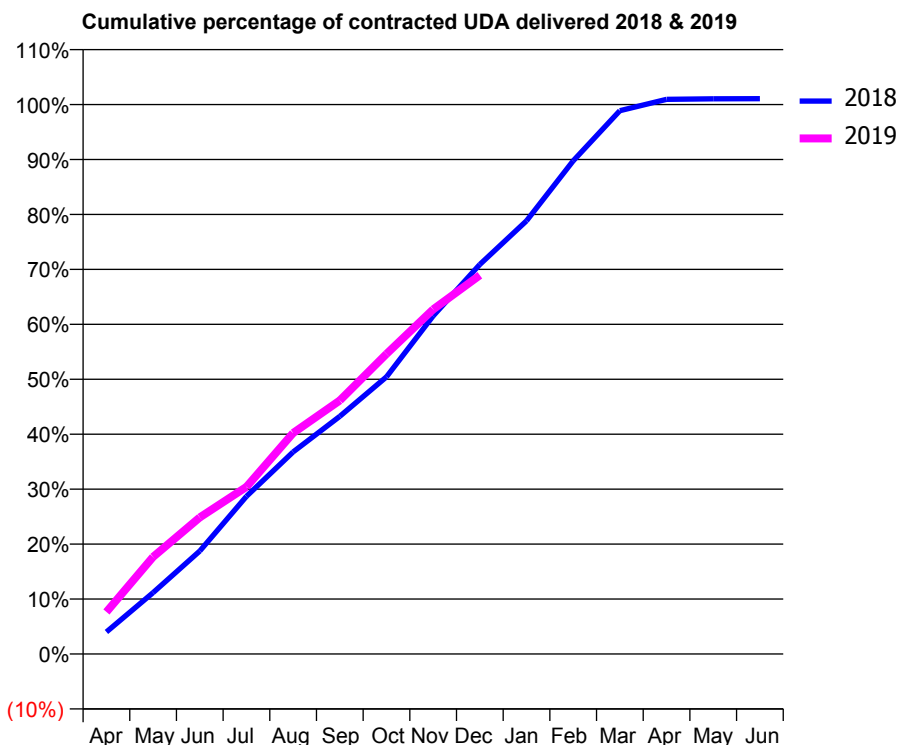
18/19 Contracted general activity (UDA)	16,565
Carry forward general activity (UDA)	0
18/19 Contracted orthodontic activity (UOA)	0
Carry forward orthodontic activity (UOA)	0
Baseline contract value	£439,618.47

ACCESS*

Patients seen in 24 months	Total	Change since previous quarter
Quarter ending December 2017	6,134	
Quarter ending March 2018	6,171	→
Quarter ending June 2018	6,279	→
Quarter ending September 2018	6,227	→
Quarter ending December 2018	6,158	↓
Variance since December 2017	0.4%	→



ACTIVITY



Month	Adjusted Scheduled Activity (UDA)	
	2018	2019
April	665	1,268
May	1,849	2,930
June	3,106	4,120
July	4,752	5,038
August	6,092	6,662
September	7,165	7,644
October	8,357	9,046
November	10,194	10,390
December	11,745	11,420
January	13,057	
February	14,866	
March	16,381	
April	16,720	
May	16,735	
June	16,741	

QUALITY

	Quantity	Base Number	Contract	AT	Region	England
% of FP17s for the same patient ID Re-attending within 3 months - Children	120	1,945	6.2%	9.4%	12.3%	11.8%
% of FP17s for the same patient ID Re-attending within 3 months - Adults	542	4,548	11.9%	13.5%	15.8%	15.6%
% of FP17s for the same patient ID Re-attending between 3 & 9 months - Children	1,342	1,945	69.0%	60.3%	60.1%	58.8%
% of FP17s for the same patient ID Re-attending between 3 & 9 months - Adults	2,715	4,548	59.7%	54.3%	53.3%	51.0%
% of FP17s for Band 1 Urgent Courses	324	6,294	5.1%	7.3%	9.0%	9.0%
% of FP17s Relating to Free Repair or Replacements	124	6,294	2.0%	1.1%	1.0%	0.8%
% of FP17s Relating to Continuations	30	6,294	0.5%	1.1%	1.0%	0.9%
% of Patients satisfied with the dentistry they have received	2	2	N/A	94.5%	93.8%	93.2%
% of Patients satisfied with the time they had to wait for an appointment	2	2	N/A	88.5%	89.4%	88.3%

* This is based on patients treated on this contract for their most recent course of treatment. Figures in italics indicate the base number of FP17s or Patient Questionnaire responses are less than 100. N/A is shown where the base number of responses is less than 10 during the period. % is calculated as Quantity/Base number*100

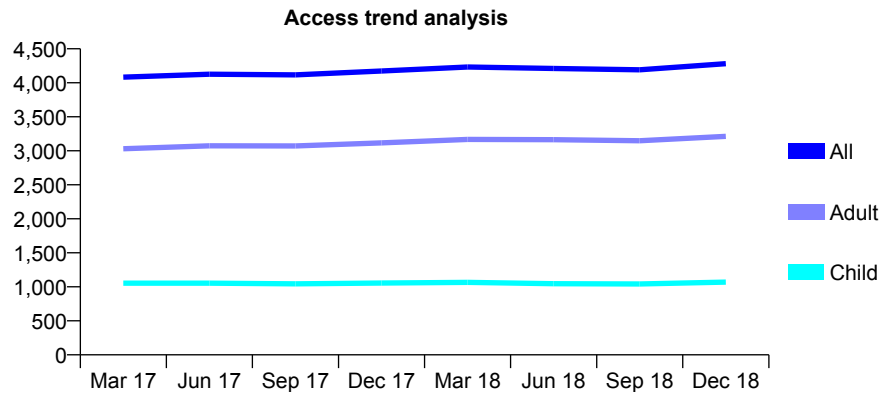
Q51 - Vital Signs At a Glance Contract Report for 327255/0001 - December 2018

Name or company name	High Street Dental Care
Contract type name	GDS Contract
Purpose of contract	General
Contract start date	01/04/2006
Contract end date	

18/19 Contracted general activity (UDA)	12,485
Carry forward general activity (UDA)	37
18/19 Contracted orthodontic activity (UOA)	0
Carry forward orthodontic activity (UOA)	0
Baseline contract value	£406,238.09

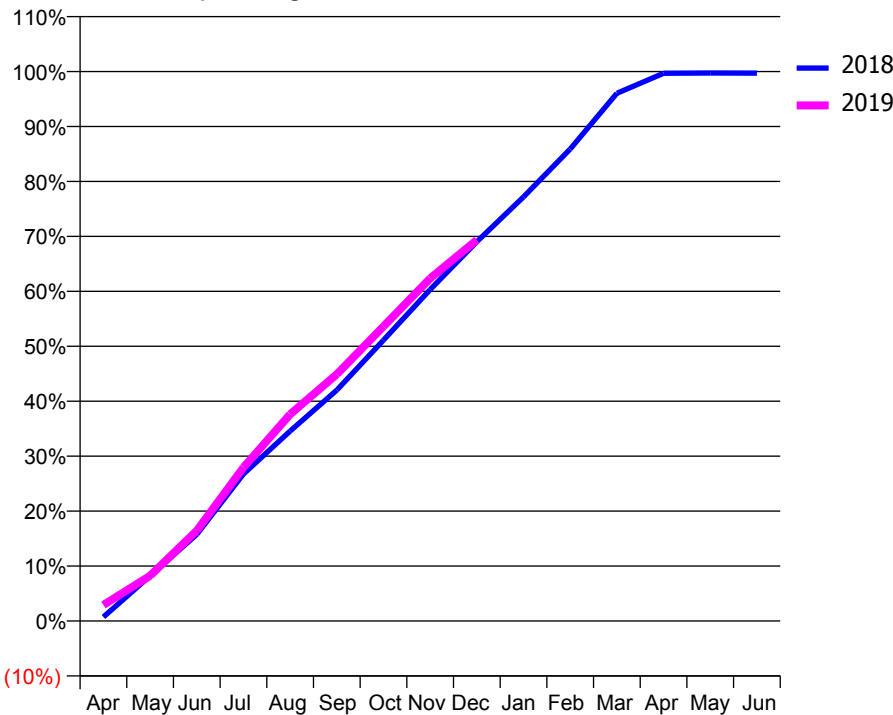
ACCESS*

Patients seen in 24 months	Total	Change since previous quarter
Quarter ending December 2017	4,173	
Quarter ending March 2018	4,232	→
Quarter ending June 2018	4,210	→
Quarter ending September 2018	4,192	→
Quarter ending December 2018	4,282	↑
Variance since December 2017	2.6%	↑



ACTIVITY

Cumulative percentage of contracted UDA delivered 2018 & 2019



Month	Adjusted Scheduled Activity (UDA)	
	2018	2019
April	93	366
May	1,025	1,030
June	1,967	2,054
July	3,340	3,489
August	4,316	4,698
September	5,247	5,605
October	6,382	6,693
November	7,531	7,785
December	8,618	8,658
January	9,635	
February	10,724	
March	11,991	
April	12,446	
May	12,452	
June	12,448	

QUALITY

	Quantity	Base Number	Contract	AT	Region	England
% of FP17s for the same patient ID Re-attending within 3 months - Children	69	1,391	5.0%	9.4%	12.3%	11.8%
% of FP17s for the same patient ID Re-attending within 3 months - Adults	340	3,651	9.3%	13.5%	15.8%	15.6%
% of FP17s for the same patient ID Re-attending between 3 & 9 months - Children	1,026	1,391	73.8%	60.3%	60.1%	58.8%
% of FP17s for the same patient ID Re-attending between 3 & 9 months - Adults	2,429	3,651	66.5%	54.3%	53.3%	51.0%
% of FP17s for Band 1 Urgent Courses	241	4,690	5.1%	7.3%	9.0%	9.0%
% of FP17s Relating to Free Repair or Replacements	72	4,690	1.5%	1.1%	1.0%	0.8%
% of FP17s Relating to Continuations	10	4,690	0.2%	1.1%	1.0%	0.9%
% of Patients satisfied with the dentistry they have received	3	3	N/A	94.5%	93.8%	93.2%
% of Patients satisfied with the time they had to wait for an appointment	3	3	N/A	88.5%	89.4%	88.3%

* This is based on patients treated on this contract for their most recent course of treatment. Figures in italics indicate the base number of FP17s or Patient Questionnaire responses are less than 100. N/A is shown where the base number of responses is less than 10 during the period. % is calculated as Quantity/Base number*100

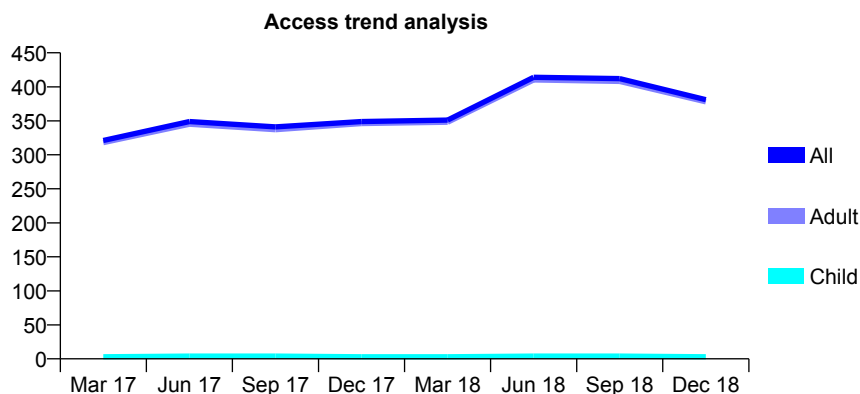
Q51 - Vital Signs At a Glance Contract Report for 327972/0001 - December 2018

Name or company name	MR AP ROSE
Contract type name	PDS Contract
Purpose of contract	General
Contract start date	01/04/2006
Contract end date	31/03/2020

18/19 Contracted general activity (UDA)	1,140
Carry forward general activity (UDA)	-9
18/19 Contracted orthodontic activity (UOA)	0
Carry forward orthodontic activity (UOA)	0
Baseline contract value	£48,862.82

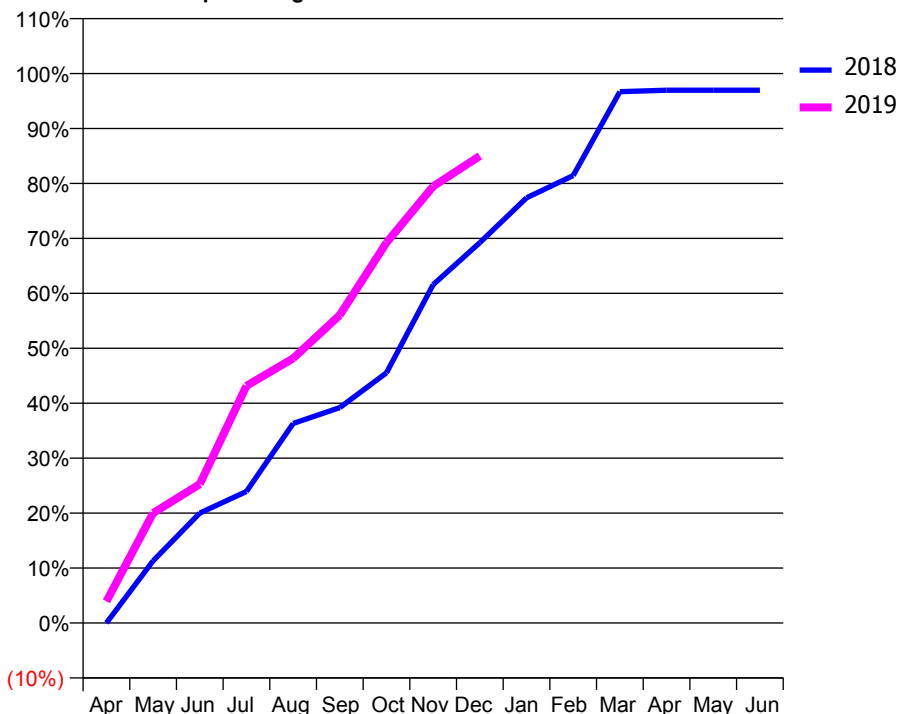
ACCESS*

Patients seen in 24 months	Total	Change since previous quarter
Quarter ending December 2017	349	
Quarter ending March 2018	351	→
Quarter ending June 2018	414	↑
Quarter ending September 2018	412	→
Quarter ending December 2018	381	↓
Variance since December 2017	9.2%	↑



ACTIVITY

Cumulative percentage of contracted UDA delivered 2018 & 2019



Month	Adjusted Scheduled Activity (UDA)	
	2018	2019
April	0	45
May	129	228
June	228	288
July	273	492
August	414	549
September	447	639
October	519	789
November	702	906
December	789	969
January	882	
February	928	
March	1,102	
April	1,105	
May	1,105	
June	1,105	

QUALITY

	Quantity	Base Number	Contract	AT	Region	England
% of FP17s for the same patient ID Re-attending within 3 months - Children	2	5	40.0%	9.4%	12.3%	11.8%
% of FP17s for the same patient ID Re-attending within 3 months - Adults	53	317	16.7%	13.5%	15.8%	15.6%
% of FP17s for the same patient ID Re-attending between 3 & 9 months - Children	0	5	0.0%	60.3%	60.1%	58.8%
% of FP17s for the same patient ID Re-attending between 3 & 9 months - Adults	1	317	0.3%	54.3%	53.3%	51.0%
% of FP17s for Band 1 Urgent Courses	0	320	0.0%	7.3%	9.0%	9.0%
% of FP17s Relating to Free Repair or Replacements	0	320	0.0%	1.1%	1.0%	0.8%
% of FP17s Relating to Continuations	0	320	0.0%	1.1%	1.0%	0.9%
% of Patients satisfied with the dentistry they have received	0	0	N/A	94.5%	93.8%	93.2%
% of Patients satisfied with the time they had to wait for an appointment	0	0	N/A	88.5%	89.4%	88.3%

* This is based on patients treated on this contract for their most recent course of treatment. Figures in italics indicate the base number of FP17s or Patient Questionnaire responses are less than 100. N/A is shown where the base number of responses is less than 10 during the period. % is calculated as Quantity/Base number*100

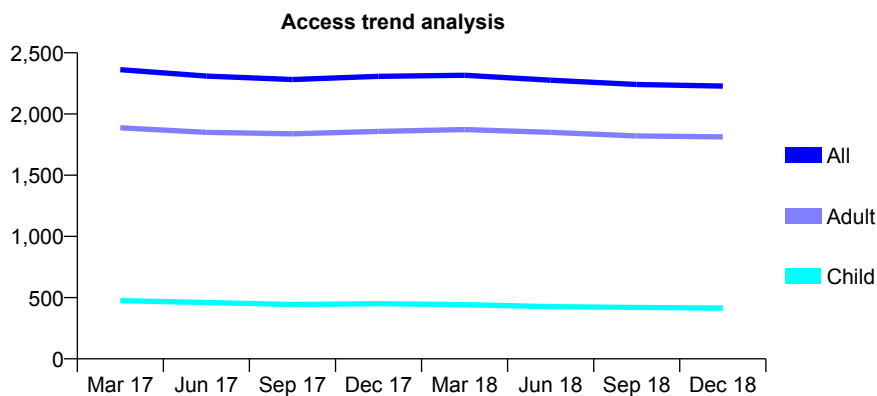
Q51 - Vital Signs At a Glance Contract Report for 352470/0002 - December 2018

Name or company name	MR H CROSSLEY
Contract type name	GDS Contract
Purpose of contract	General
Contract start date	02/09/2012
Contract end date	

18/19 Contracted general activity (UDA)	7,004
Carry forward general activity (UDA)	0
18/19 Contracted orthodontic activity (UOA)	0
Carry forward orthodontic activity (UOA)	0
Baseline contract value	£199,696.34

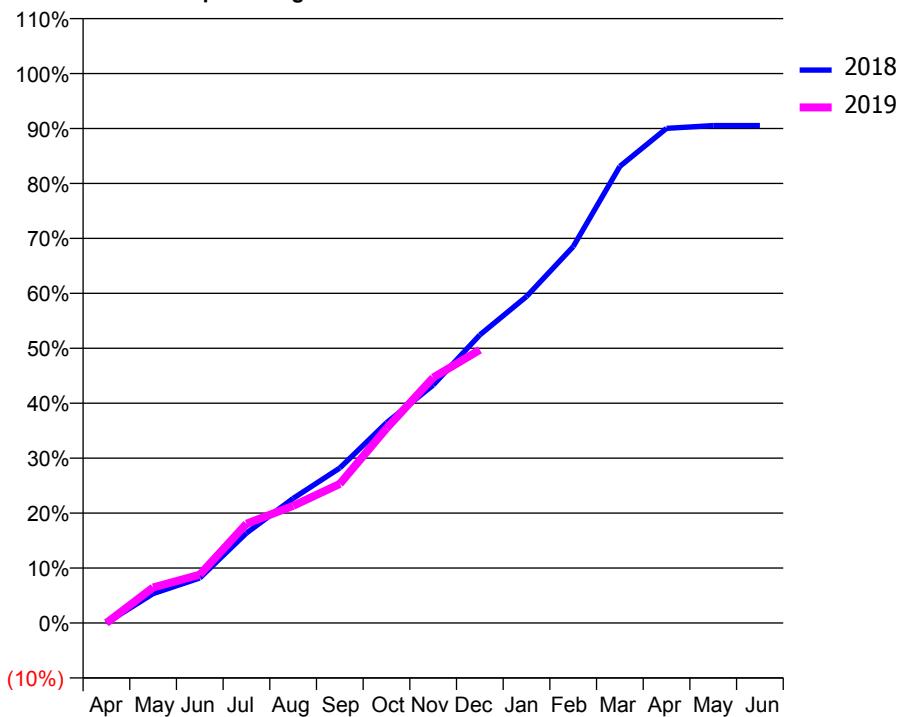
ACCESS*

Patients seen in 24 months	Total	Change since previous quarter
Quarter ending December 2017	2,308	
Quarter ending March 2018	2,316	→
Quarter ending June 2018	2,276	↓
Quarter ending September 2018	2,241	↓
Quarter ending December 2018	2,228	→
Variance since December 2017	(3.5%)	↓



ACTIVITY

Cumulative percentage of contracted UDA delivered 2018 & 2019



Month	Adjusted Scheduled Activity (UDA)	
	2018	2019
April	0	0
May	375	453
June	573	616
July	1,147	1,265
August	1,589	1,492
September	1,976	1,773
October	2,552	2,481
November	3,033	3,128
December	3,672	3,481
January	4,162	
February	4,797	
March	5,820	
April	6,304	
May	6,341	
June	6,341	

QUALITY

	Quantity	Base Number	Contract	AT	Region	England
% of FP17s for the same patient ID Re-attending within 3 months - Children	12	389	3.1%	9.4%	12.3%	11.8%
% of FP17s for the same patient ID Re-attending within 3 months - Adults	172	1,339	12.8%	13.5%	15.8%	15.6%
% of FP17s for the same patient ID Re-attending between 3 & 9 months - Children	237	389	60.9%	60.3%	60.1%	58.8%
% of FP17s for the same patient ID Re-attending between 3 & 9 months - Adults	431	1,339	32.2%	54.3%	53.3%	51.0%
% of FP17s for Band 1 Urgent Courses	93	1,546	6.0%	7.3%	9.0%	9.0%
% of FP17s Relating to Free Repair or Replacements	18	1,546	1.2%	1.1%	1.0%	0.8%
% of FP17s Relating to Continuations	43	1,546	2.8%	1.1%	1.0%	0.9%
% of Patients satisfied with the dentistry they have received	4	4	N/A	94.5%	93.8%	93.2%
% of Patients satisfied with the time they had to wait for an appointment	3	4	N/A	88.5%	89.4%	88.3%

* This is based on patients treated on this contract for their most recent course of treatment. Figures in italics indicate the base number of FP17s or Patient Questionnaire responses are less than 100. N/A is shown where the base number of responses is less than 10 during the period. % is calculated as Quantity/Base number*100

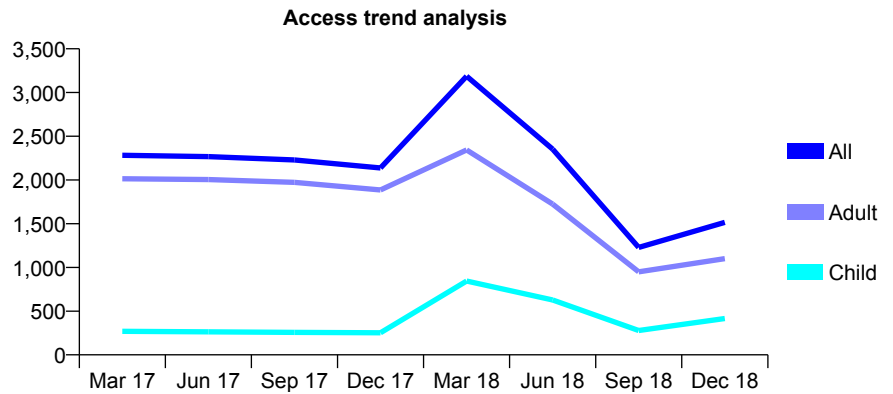
Q51 - Vital Signs At a Glance Contract Report for 563056/0001 - December 2018

Name or company name	MR V ORLIAKLIS
Contract type name	GDS Contract
Purpose of contract	General
Contract start date	01/04/2006
Contract end date	

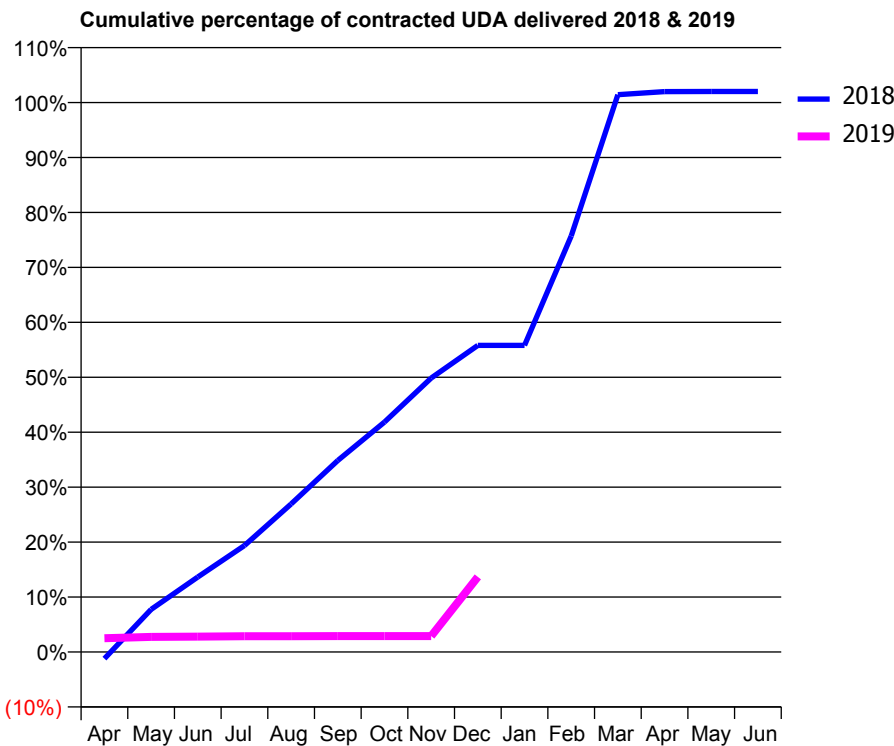
18/19 Contracted general activity (UDA)	7,678
Carry forward general activity (UDA)	-154
18/19 Contracted orthodontic activity (UOA)	0
Carry forward orthodontic activity (UOA)	0
Baseline contract value	£174,459.30

ACCESS*

Patients seen in 24 months	Total	Change since previous quarter
Quarter ending December 2017	2,137	
Quarter ending March 2018	3,187	↑
Quarter ending June 2018	2,352	↓
Quarter ending September 2018	1,228	↓
Quarter ending December 2018	1,515	↑
Variance since December 2017	(29.1%)	↓



ACTIVITY



Month	Adjusted Scheduled Activity (UDA)	
	2018	2019
April	-94	193
May	595	212
June	1,049	215
July	1,487	221
August	2,068	221
September	2,676	223
October	3,214	223
November	3,829	223
December	4,284	1,050
January	4,284	
February	5,813	
March	7,786	
April	7,831	
May	7,832	
June	7,832	

QUALITY

	Quantity	Base Number	Contract	AT	Region	England
% of FP17s for the same patient ID Re-attending within 3 months - Children	0	137	0.0%	9.4%	12.3%	11.8%
% of FP17s for the same patient ID Re-attending within 3 months - Adults	(-1)	291	(0.3%)	13.5%	15.8%	15.6%
% of FP17s for the same patient ID Re-attending between 3 & 9 months - Children	1	137	0.7%	60.3%	60.1%	58.8%
% of FP17s for the same patient ID Re-attending between 3 & 9 months - Adults	7	291	2.4%	54.3%	53.3%	51.0%
% of FP17s for Band 1 Urgent Courses	20	415	4.8%	7.3%	9.0%	9.0%
% of FP17s Relating to Free Repair or Replacements	4	415	1.0%	1.1%	1.0%	0.8%
% of FP17s Relating to Continuations	0	415	0.0%	1.1%	1.0%	0.9%
% of Patients satisfied with the dentistry they have received	4	4	N/A	94.5%	93.8%	93.2%
% of Patients satisfied with the time they had to wait for an appointment	3	4	N/A	88.5%	89.4%	88.3%

* This is based on patients treated on this contract for their most recent course of treatment. Figures in italics indicate the base number of FP17s or Patient Questionnaire responses are less than 100. N/A is shown where the base number of responses is less than 10 during the period. % is calculated as Quantity/Base number*100

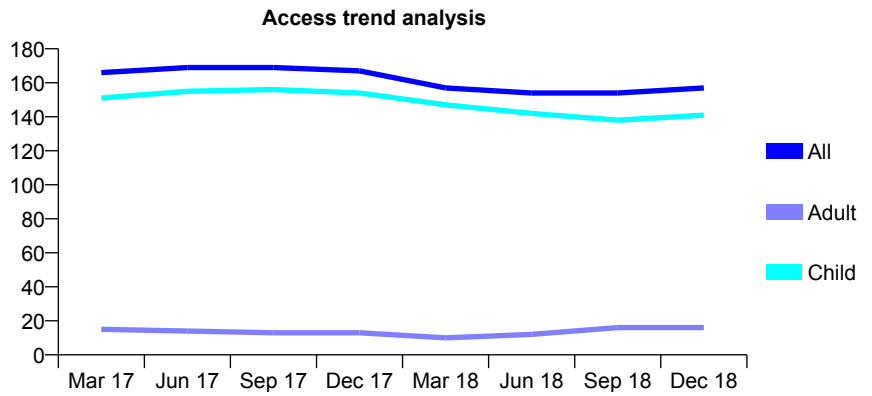
Q51 - Vital Signs At a Glance Contract Report for 567647/0001 - December 2018

Name or company name	MR S HUSSAIN
Contract type name	GDS Contract
Purpose of contract	General
Contract start date	01/04/2006
Contract end date	

18/19 Contracted general activity (UDA)	400
Carry forward general activity (UDA)	-8
18/19 Contracted orthodontic activity (UOA)	0
Carry forward orthodontic activity (UOA)	0
Baseline contract value	£12,044.82

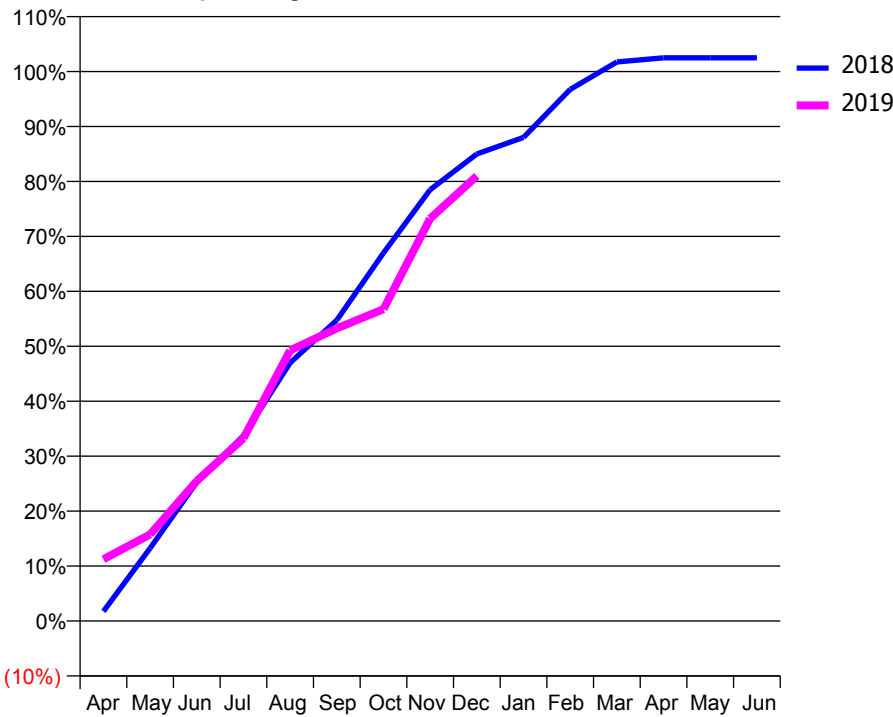
ACCESS*

Patients seen in 24 months	Total	Change since previous quarter
Quarter ending December 2017	167	
Quarter ending March 2018	157	↓
Quarter ending June 2018	154	↓
Quarter ending September 2018	154	→
Quarter ending December 2018	157	→
Variance since December 2017	(6.0%)	↓



ACTIVITY

Cumulative percentage of contracted UDA delivered 2018 & 2019



Month	Adjusted Scheduled Activity (UDA)	
	2018	2019
April	7	45
May	53	63
June	101	102
July	135	133
August	188	197
September	219	213
October	268	227
November	314	293
December	340	324
January	352	
February	387	
March	407	
April	410	
May	410	
June	410	

QUALITY

	Quantity	Base Number	Contract	AT	Region	England
% of FP17s for the same patient ID Re-attending within 3 months - Children	19	204	9.3%	9.4%	12.3%	11.8%
% of FP17s for the same patient ID Re-attending within 3 months - Adults	0	0	N/A	13.5%	15.8%	15.6%
% of FP17s for the same patient ID Re-attending between 3 & 9 months - Children	143	204	70.1%	60.3%	60.1%	58.8%
% of FP17s for the same patient ID Re-attending between 3 & 9 months - Adults	0	0	N/A	54.3%	53.3%	51.0%
% of FP17s for Band 1 Urgent Courses	0	202	0.0%	7.3%	9.0%	9.0%
% of FP17s Relating to Free Repair or Replacements	0	202	0.0%	1.1%	1.0%	0.8%
% of FP17s Relating to Continuations	0	202	0.0%	1.1%	1.0%	0.9%
% of Patients satisfied with the dentistry they have received	0	0	N/A	94.5%	93.8%	93.2%
% of Patients satisfied with the time they had to wait for an appointment	0	0	N/A	88.5%	89.4%	88.3%

* This is based on patients treated on this contract for their most recent course of treatment. Figures in italics indicate the base number of FP17s or Patient Questionnaire responses are less than 100. N/A is shown where the base number of responses is less than 10 during the period. % is calculated as Quantity/Base number*100

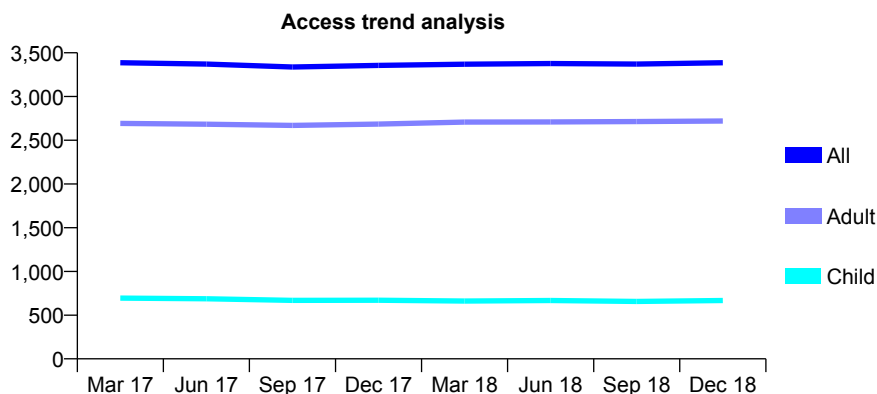
Q51 - Vital Signs At a Glance Contract Report for 568465/0001 - December 2018

Name or company name	MR MB PERCIVAL
Contract type name	GDS Contract
Purpose of contract	General
Contract start date	01/04/2006
Contract end date	

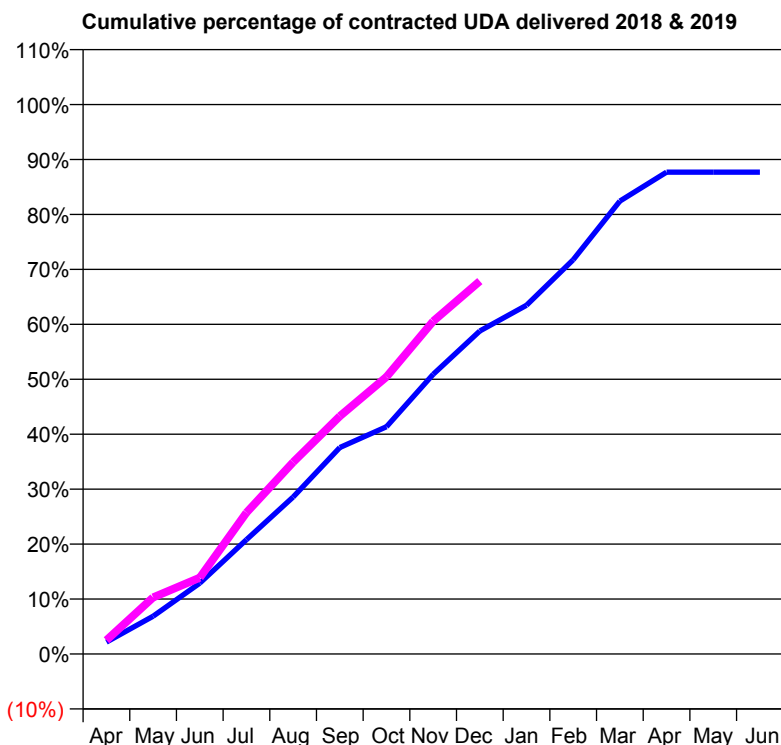
18/19 Contracted general activity (UDA)	9,722
Carry forward general activity (UDA)	0
18/19 Contracted orthodontic activity (UOA)	0
Carry forward orthodontic activity (UOA)	0
Baseline contract value	£300,162.39

ACCESS*

Patients seen in 24 months	Total	Change since previous quarter
Quarter ending December 2017	3,356	
Quarter ending March 2018	3,369	→
Quarter ending June 2018	3,377	→
Quarter ending September 2018	3,371	→
Quarter ending December 2018	3,387	→
Variance since December 2017	0.9%	→



ACTIVITY



Month	Adjusted Scheduled Activity (UDA)	
	2018	2019
April	212	245
May	669	1,000
June	1,255	1,351
July	2,022	2,503
August	2,778	3,393
September	3,654	4,208
October	4,021	4,903
November	4,949	5,887
December	5,716	6,597
January	6,171	
February	6,975	
March	8,013	
April	8,526	
May	8,526	
June	8,526	

QUALITY

	Quantity	Base Number	Contract	AT	Region	England
% of FP17s for the same patient ID Re-attending within 3 months - Children	23	695	3.3%	9.4%	12.3%	11.8%
% of FP17s for the same patient ID Re-attending within 3 months - Adults	383	3,042	12.6%	13.5%	15.8%	15.6%
% of FP17s for the same patient ID Re-attending between 3 & 9 months - Children	386	695	55.5%	60.3%	60.1%	58.8%
% of FP17s for the same patient ID Re-attending between 3 & 9 months - Adults	1,741	3,042	57.2%	54.3%	53.3%	51.0%
% of FP17s for Band 1 Urgent Courses	192	3,497	5.5%	7.3%	9.0%	9.0%
% of FP17s Relating to Free Repair or Replacements	18	3,497	0.5%	1.1%	1.0%	0.8%
% of FP17s Relating to Continuations	34	3,497	1.0%	1.1%	1.0%	0.9%
% of Patients satisfied with the dentistry they have received	2	3	N/A	94.5%	93.8%	93.2%
% of Patients satisfied with the time they had to wait for an appointment	3	3	N/A	88.5%	89.4%	88.3%

* This is based on patients treated on this contract for their most recent course of treatment. Figures in italics indicate the base number of FP17s or Patient Questionnaire responses are less than 100. N/A is shown where the base number of responses is less than 10 during the period. % is calculated as Quantity/Base number*100

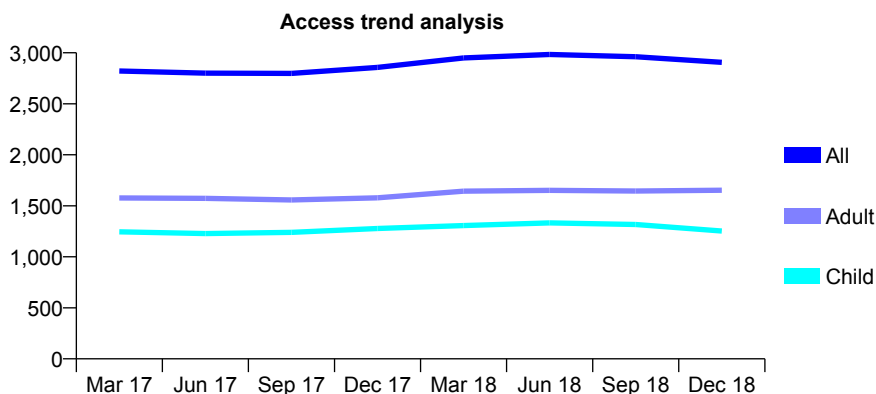
Q51 - Vital Signs At a Glance Contract Report for 572950/0001 - December 2018

Name or company name	Mr Yusuf Hanif Patel
Contract type name	GDS Contract
Purpose of contract	General
Contract start date	01/04/2006
Contract end date	

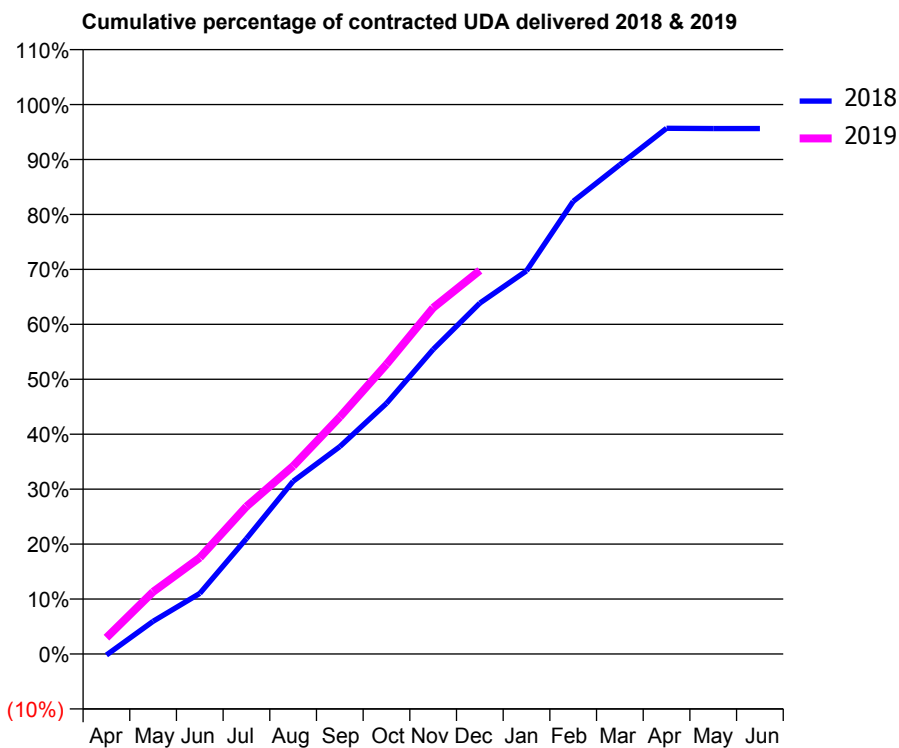
18/19 Contracted general activity (UDA)	9,012
Carry forward general activity (UDA)	0
18/19 Contracted orthodontic activity (UOA)	0
Carry forward orthodontic activity (UOA)	0
Baseline contract value	£288,757.71

ACCESS*

Patients seen in 24 months	Total	Change since previous quarter
Quarter ending December 2017	2,857	
Quarter ending March 2018	2,950	↑
Quarter ending June 2018	2,984	→
Quarter ending September 2018	2,962	→
Quarter ending December 2018	2,906	↓
Variance since December 2017	1.7%	→



ACTIVITY



Month	Adjusted Scheduled Activity (UDA)	
	2018	2019
April	-18	267
May	538	1,021
June	994	1,579
July	1,893	2,419
August	2,834	3,083
September	3,402	3,886
October	4,111	4,752
November	4,997	5,678
December	5,755	6,290
January	6,285	
February	7,424	
March	8,026	
April	8,622	
May	8,617	
June	8,617	

QUALITY

	Quantity	Base Number	Contract	AT	Region	England
% of FP17s for the same patient ID Re-attending within 3 months - Children	111	1,216	9.1%	9.4%	12.3%	11.8%
% of FP17s for the same patient ID Re-attending within 3 months - Adults	250	1,701	14.7%	13.5%	15.8%	15.6%
% of FP17s for the same patient ID Re-attending between 3 & 9 months - Children	559	1,216	46.0%	60.3%	60.1%	58.8%
% of FP17s for the same patient ID Re-attending between 3 & 9 months - Adults	817	1,701	48.0%	54.3%	53.3%	51.0%
% of FP17s for Band 1 Urgent Courses	246	2,675	9.2%	7.3%	9.0%	9.0%
% of FP17s Relating to Free Repair or Replacements	44	2,675	1.6%	1.1%	1.0%	0.8%
% of FP17s Relating to Continuations	11	2,675	0.4%	1.1%	1.0%	0.9%
% of Patients satisfied with the dentistry they have received	0	0	N/A	94.5%	93.8%	93.2%
% of Patients satisfied with the time they had to wait for an appointment	0	0	N/A	88.5%	89.4%	88.3%

* This is based on patients treated on this contract for their most recent course of treatment. Figures in italics indicate the base number of FP17s or Patient Questionnaire responses are less than 100. N/A is shown where the base number of responses is less than 10 during the period. % is calculated as Quantity/Base number*100

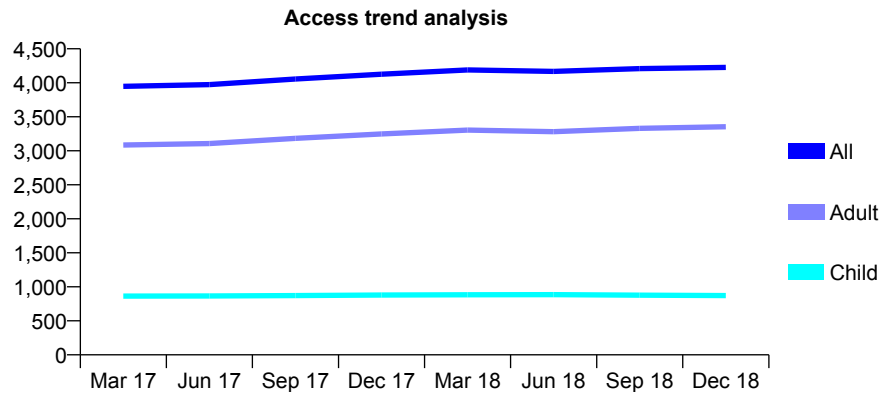
Q51 - Vital Signs At a Glance Contract Report for 572950/0002 - December 2018

Name or company name	MR R JOSEPH
Contract type name	GDS Contract
Purpose of contract	General
Contract start date	01/04/2006
Contract end date	

18/19 Contracted general activity (UDA)	12,000
Carry forward general activity (UDA)	0
18/19 Contracted orthodontic activity (UOA)	0
Carry forward orthodontic activity (UOA)	0
Baseline contract value	£404,954.96

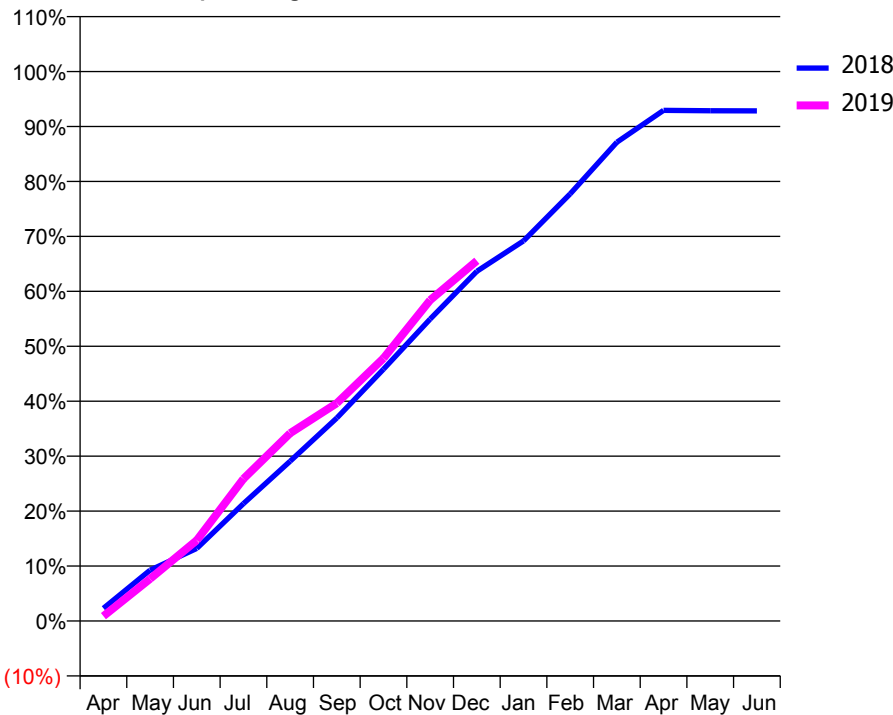
ACCESS*

Patients seen in 24 months	Total	Change since previous quarter
Quarter ending December 2017	4,127	
Quarter ending March 2018	4,189	→
Quarter ending June 2018	4,168	→
Quarter ending September 2018	4,208	→
Quarter ending December 2018	4,226	→
Variance since December 2017	2.4%	↑



ACTIVITY

Cumulative percentage of contracted UDA delivered 2018 & 2019



Month	Adjusted Scheduled Activity (UDA)	
	2018	2019
April	277	105
May	1,112	923
June	1,586	1,764
July	2,565	3,105
August	3,491	4,100
September	4,433	4,758
October	5,499	5,737
November	6,594	7,009
December	7,637	7,866
January	8,301	
February	9,329	
March	10,456	
April	11,151	
May	11,142	
June	11,139	

QUALITY

	Quantity	Base Number	Contract	AT	Region	England
% of FP17s for the same patient ID Re-attending within 3 months - Children	81	993	8.2%	9.4%	12.3%	11.8%
% of FP17s for the same patient ID Re-attending within 3 months - Adults	494	3,558	13.9%	13.5%	15.8%	15.6%
% of FP17s for the same patient ID Re-attending between 3 & 9 months - Children	586	993	59.0%	60.3%	60.1%	58.8%
% of FP17s for the same patient ID Re-attending between 3 & 9 months - Adults	1,835	3,558	51.6%	54.3%	53.3%	51.0%
% of FP17s for Band 1 Urgent Courses	342	4,185	8.2%	7.3%	9.0%	9.0%
% of FP17s Relating to Free Repair or Replacements	117	4,185	2.8%	1.1%	1.0%	0.8%
% of FP17s Relating to Continuations	37	4,185	0.9%	1.1%	1.0%	0.9%
% of Patients satisfied with the dentistry they have received	1	1	N/A	94.5%	93.8%	93.2%
% of Patients satisfied with the time they had to wait for an appointment	1	1	N/A	88.5%	89.4%	88.3%

* This is based on patients treated on this contract for their most recent course of treatment. Figures in italics indicate the base number of FP17s or Patient Questionnaire responses are less than 100. N/A is shown where the base number of responses is less than 10 during the period. % is calculated as Quantity/Base number*100

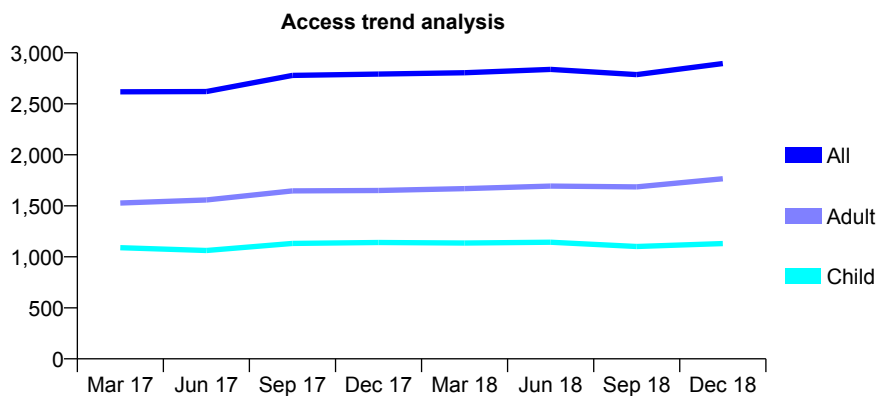
Q51 - Vital Signs At a Glance Contract Report for 572950/0004 - December 2018

Name or company name	Mr Taofik Oyedele
Contract type name	GDS Contract
Purpose of contract	General
Contract start date	01/04/2006
Contract end date	

18/19 Contracted general activity (UDA)	9,500
Carry forward general activity (UDA)	0
18/19 Contracted orthodontic activity (UOA)	0
Carry forward orthodontic activity (UOA)	0
Baseline contract value	£338,037.85

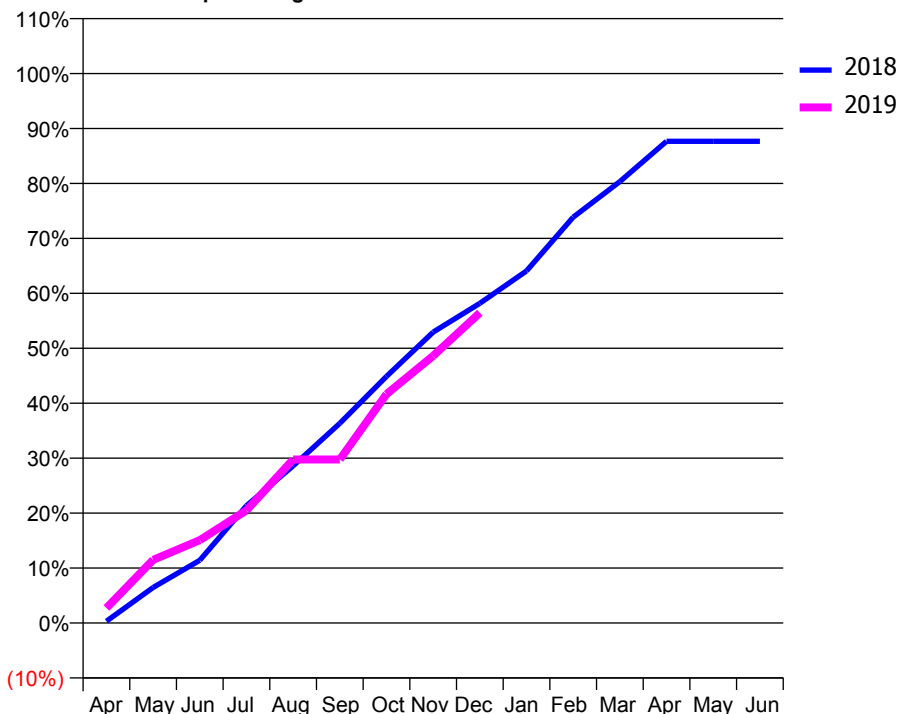
ACCESS*

Patients seen in 24 months	Total	Change since previous quarter
Quarter ending December 2017	2,791	
Quarter ending March 2018	2,804	→
Quarter ending June 2018	2,837	→
Quarter ending September 2018	2,786	↓
Quarter ending December 2018	2,895	↑
Variance since December 2017	3.7%	↑



ACTIVITY

Cumulative percentage of contracted UDA delivered 2018 & 2019



Month	Adjusted Scheduled Activity (UDA)	
	2018	2019
April	32	260
May	613	1,091
June	1,086	1,433
July	2,028	1,947
August	2,717	2,828
September	3,453	2,828
October	4,264	3,956
November	5,028	4,619
December	5,528	5,364
January	6,086	
February	7,017	
March	7,633	
April	8,328	
May	8,329	
June	8,329	

QUALITY

	Quantity	Base Number	Contract	AT	Region	England
% of FP17s for the same patient ID Re-attending within 3 months - Children	100	1,170	8.5%	9.4%	12.3%	11.8%
% of FP17s for the same patient ID Re-attending within 3 months - Adults	220	1,561	14.1%	13.5%	15.8%	15.6%
% of FP17s for the same patient ID Re-attending between 3 & 9 months - Children	601	1,170	51.4%	60.3%	60.1%	58.8%
% of FP17s for the same patient ID Re-attending between 3 & 9 months - Adults	618	1,561	39.6%	54.3%	53.3%	51.0%
% of FP17s for Band 1 Urgent Courses	392	2,408	16.3%	7.3%	9.0%	9.0%
% of FP17s Relating to Free Repair or Replacements	17	2,408	0.7%	1.1%	1.0%	0.8%
% of FP17s Relating to Continuations	6	2,408	0.2%	1.1%	1.0%	0.9%
% of Patients satisfied with the dentistry they have received	0	1	N/A	94.5%	93.8%	93.2%
% of Patients satisfied with the time they had to wait for an appointment	0	1	N/A	88.5%	89.4%	88.3%

* This is based on patients treated on this contract for their most recent course of treatment. Figures in italics indicate the base number of FP17s or Patient Questionnaire responses are less than 100. N/A is shown where the base number of responses is less than 10 during the period. % is calculated as Quantity/Base number*100

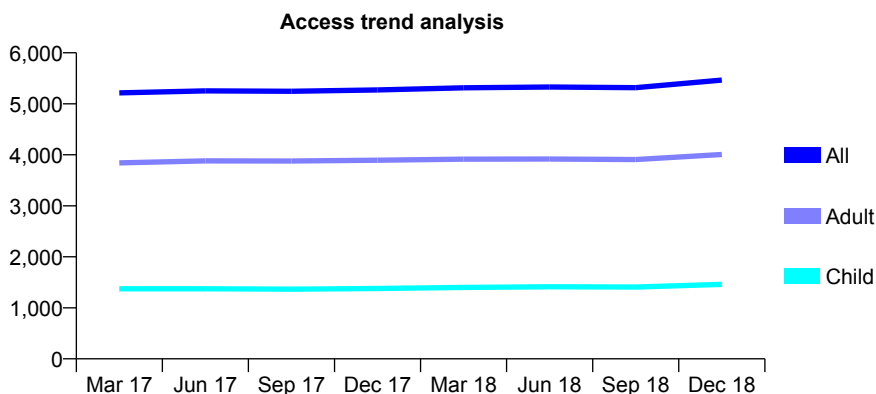
Q51 - Vital Signs At a Glance Contract Report for 572950/0005 - December 2018

Name or company name	MR R JOSEPH
Contract type name	GDS Contract
Purpose of contract	General
Contract start date	01/04/2007
Contract end date	

18/19 Contracted general activity (UDA)	17,802
Carry forward general activity (UDA)	0
18/19 Contracted orthodontic activity (UOA)	0
Carry forward orthodontic activity (UOA)	0
Baseline contract value	£513,302.29

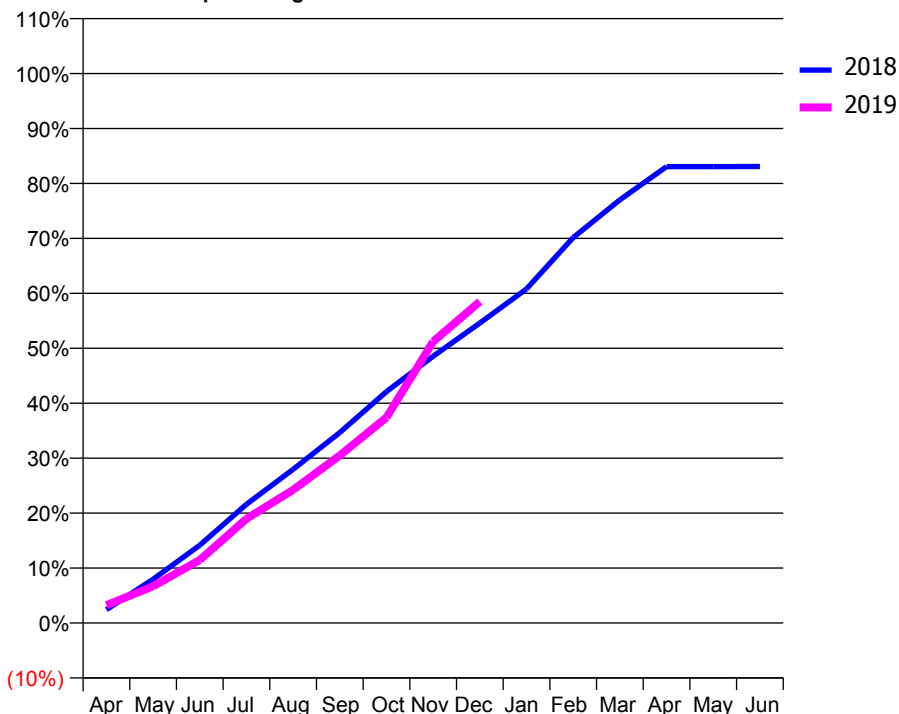
ACCESS*

Patients seen in 24 months	Total	Change since previous quarter
Quarter ending December 2017	5,272	
Quarter ending March 2018	5,315	→
Quarter ending June 2018	5,330	→
Quarter ending September 2018	5,316	→
Quarter ending December 2018	5,466	↑
Variance since December 2017	3.7%	↑



ACTIVITY

Cumulative percentage of contracted UDA delivered 2018 & 2019



Month	Adjusted Scheduled Activity (UDA)	
	2018	2019
April	433	579
May	1,418	1,191
June	2,520	2,043
July	3,846	3,375
August	4,979	4,312
September	6,173	5,426
October	7,497	6,661
November	8,641	9,117
December	9,717	10,412
January	10,825	
February	12,487	
March	13,711	
April	14,784	
May	14,784	
June	14,790	

QUALITY

	Quantity	Base Number	Contract	AT	Region	England
% of FP17s for the same patient ID Re-attending within 3 months - Children	142	1,760	8.1%	9.4%	12.3%	11.8%
% of FP17s for the same patient ID Re-attending within 3 months - Adults	507	4,296	11.8%	13.5%	15.8%	15.6%
% of FP17s for the same patient ID Re-attending between 3 & 9 months - Children	1,117	1,760	63.5%	60.3%	60.1%	58.8%
% of FP17s for the same patient ID Re-attending between 3 & 9 months - Adults	2,570	4,296	59.8%	54.3%	53.3%	51.0%
% of FP17s for Band 1 Urgent Courses	392	5,320	7.4%	7.3%	9.0%	9.0%
% of FP17s Relating to Free Repair or Replacements	72	5,320	1.4%	1.1%	1.0%	0.8%
% of FP17s Relating to Continuations	24	5,320	0.5%	1.1%	1.0%	0.9%
% of Patients satisfied with the dentistry they have received	5	5	N/A	94.5%	93.8%	93.2%
% of Patients satisfied with the time they had to wait for an appointment	4	5	N/A	88.5%	89.4%	88.3%

* This is based on patients treated on this contract for their most recent course of treatment. Figures in italics indicate the base number of FP17s or Patient Questionnaire responses are less than 100. N/A is shown where the base number of responses is less than 10 during the period. % is calculated as Quantity/Base number*100

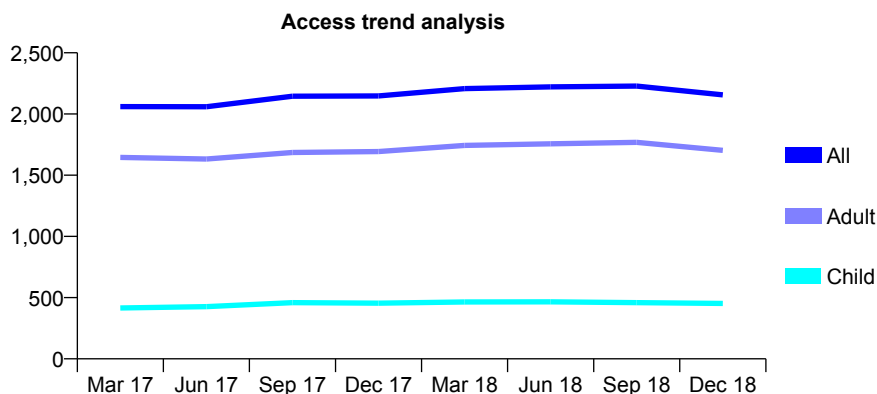
Q51 - Vital Signs At a Glance Contract Report for 620637/0001 - December 2018

Name or company name	MR H McWilliam
Contract type name	GDS Contract
Purpose of contract	General
Contract start date	01/04/2006
Contract end date	

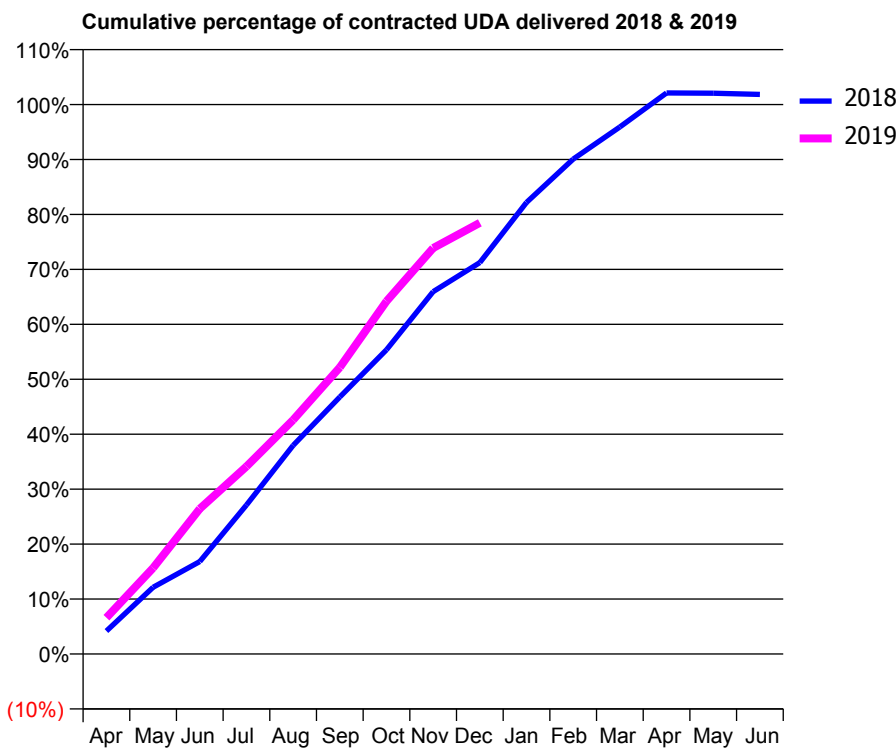
18/19 Contracted general activity (UDA)	5,337
Carry forward general activity (UDA)	-98
18/19 Contracted orthodontic activity (UOA)	0
Carry forward orthodontic activity (UOA)	0
Baseline contract value	£155,313.92

ACCESS*

Patients seen in 24 months	Total	Change since previous quarter
Quarter ending December 2017	2,148	
Quarter ending March 2018	2,208	↑
Quarter ending June 2018	2,222	→
Quarter ending September 2018	2,228	→
Quarter ending December 2018	2,156	↓
Variance since December 2017	0.4%	→



ACTIVITY



Month	Adjusted Scheduled Activity (UDA)	
	2018	2019
April	224	353
May	648	836
June	898	1,411
July	1,447	1,821
August	2,027	2,274
September	2,496	2,784
October	2,955	3,427
November	3,520	3,943
December	3,801	4,187
January	4,386	
February	4,807	
March	5,120	
April	5,450	
May	5,447	
June	5,435	

QUALITY

	Quantity	Base Number	Contract	AT	Region	England
% of FP17s for the same patient ID Re-attending within 3 months - Children	34	549	6.2%	9.4%	12.3%	11.8%
% of FP17s for the same patient ID Re-attending within 3 months - Adults	138	1,730	8.0%	13.5%	15.8%	15.6%
% of FP17s for the same patient ID Re-attending between 3 & 9 months - Children	287	549	52.3%	60.3%	60.1%	58.8%
% of FP17s for the same patient ID Re-attending between 3 & 9 months - Adults	798	1,730	46.1%	54.3%	53.3%	51.0%
% of FP17s for Band 1 Urgent Courses	97	2,080	4.7%	7.3%	9.0%	9.0%
% of FP17s Relating to Free Repair or Replacements	7	2,080	0.3%	1.1%	1.0%	0.8%
% of FP17s Relating to Continuations	20	2,080	1.0%	1.1%	1.0%	0.9%
% of Patients satisfied with the dentistry they have received	0	1	N/A	94.5%	93.8%	93.2%
% of Patients satisfied with the time they had to wait for an appointment	1	1	N/A	88.5%	89.4%	88.3%

* This is based on patients treated on this contract for their most recent course of treatment. Figures in italics indicate the base number of FP17s or Patient Questionnaire responses are less than 100. N/A is shown where the base number of responses is less than 10 during the period. % is calculated as Quantity/Base number*100

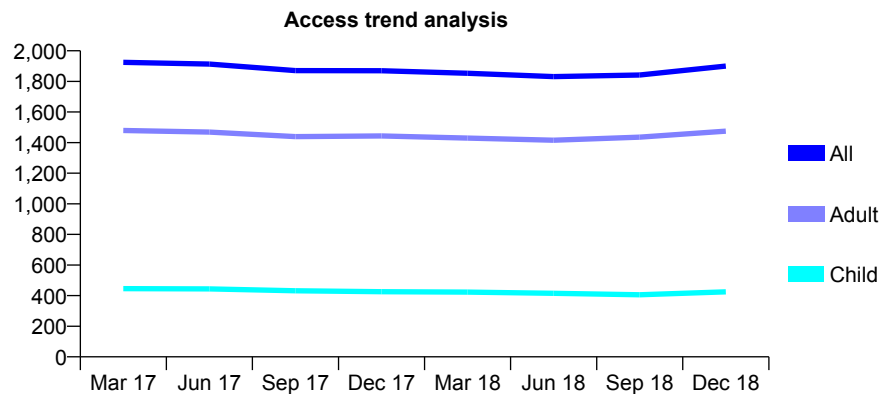
Q51 - Vital Signs At a Glance Contract Report for 638714/0001 - December 2018

Name or company name	MR JA STOREY
Contract type name	GDS Contract
Purpose of contract	General
Contract start date	01/04/2006
Contract end date	

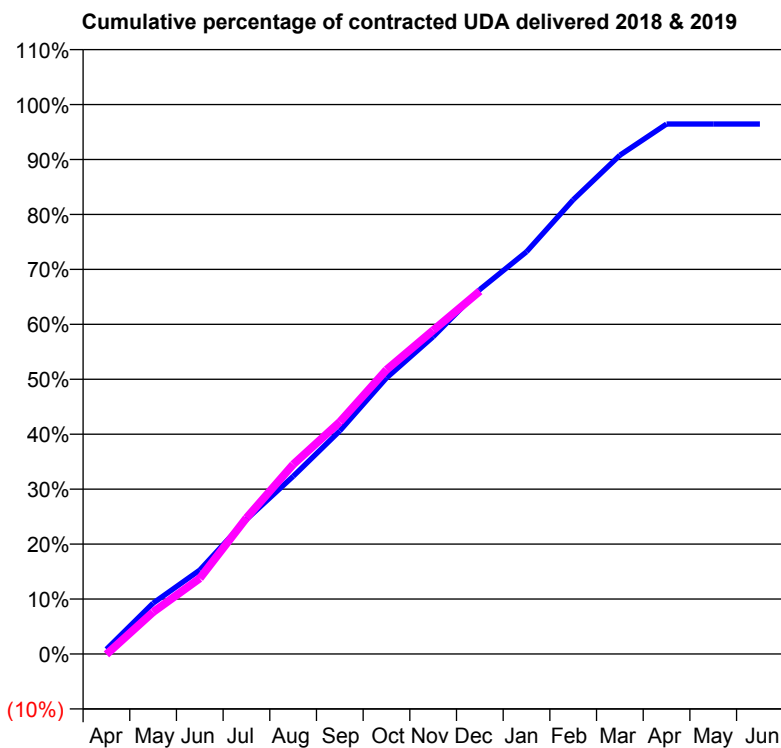
18/19 Contracted general activity (UDA)	7,500
Carry forward general activity (UDA)	266
18/19 Contracted orthodontic activity (UOA)	0
Carry forward orthodontic activity (UOA)	0
Baseline contract value	£218,276.10

ACCESS*

Patients seen in 24 months	Total	Change since previous quarter
Quarter ending December 2017	1,870	
Quarter ending March 2018	1,853	→
Quarter ending June 2018	1,831	↓
Quarter ending September 2018	1,842	→
Quarter ending December 2018	1,900	↑
Variance since December 2017	1.6%	→



ACTIVITY



Month	Adjusted Scheduled Activity (UDA)	
	2018	2019
April	65	-6
May	694	572
June	1,146	1,034
July	1,838	1,857
August	2,425	2,588
September	3,047	3,167
October	3,768	3,879
November	4,331	4,419
December	4,975	4,953
January	5,491	
February	6,200	
March	6,808	
April	7,234	
May	7,234	
June	7,234	

QUALITY

	Quantity	Base Number	Contract	AT	Region	England
% of FP17s for the same patient ID Re-attending within 3 months - Children	36	625	5.8%	9.4%	12.3%	11.8%
% of FP17s for the same patient ID Re-attending within 3 months - Adults	267	1,956	13.7%	13.5%	15.8%	15.6%
% of FP17s for the same patient ID Re-attending between 3 & 9 months - Children	484	625	77.4%	60.3%	60.1%	58.8%
% of FP17s for the same patient ID Re-attending between 3 & 9 months - Adults	1,326	1,956	67.8%	54.3%	53.3%	51.0%
% of FP17s for Band 1 Urgent Courses	90	2,384	3.8%	7.3%	9.0%	9.0%
% of FP17s Relating to Free Repair or Replacements	25	2,384	1.0%	1.1%	1.0%	0.8%
% of FP17s Relating to Continuations	63	2,384	2.6%	1.1%	1.0%	0.9%
% of Patients satisfied with the dentistry they have received	0	0	N/A	94.5%	93.8%	93.2%
% of Patients satisfied with the time they had to wait for an appointment	0	0	N/A	88.5%	89.4%	88.3%

* This is based on patients treated on this contract for their most recent course of treatment. Figures in italics indicate the base number of FP17s or Patient Questionnaire responses are less than 100. N/A is shown where the base number of responses is less than 10 during the period. % is calculated as Quantity/Base number*100

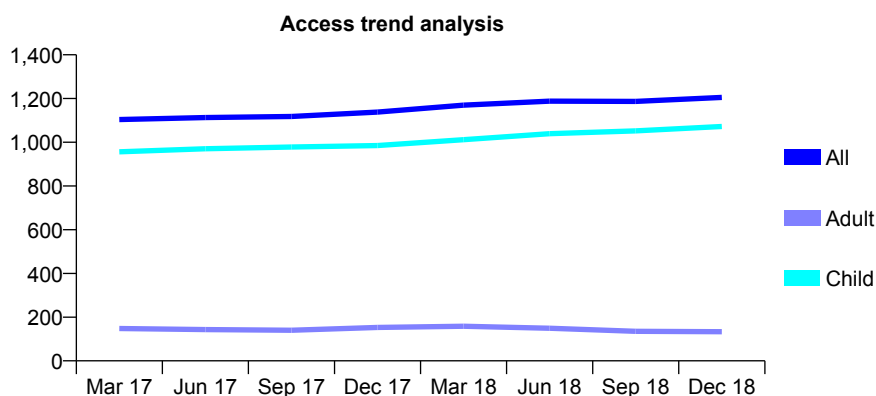
Q51 - Vital Signs At a Glance Contract Report for 643300/0001 - December 2018

Name or company name	MR DM HILTON
Contract type name	GDS Contract
Purpose of contract	General
Contract start date	01/04/2006
Contract end date	

18/19 Contracted general activity (UDA)	2,650
Carry forward general activity (UDA)	46
18/19 Contracted orthodontic activity (UOA)	0
Carry forward orthodontic activity (UOA)	0
Baseline contract value	£75,166.80

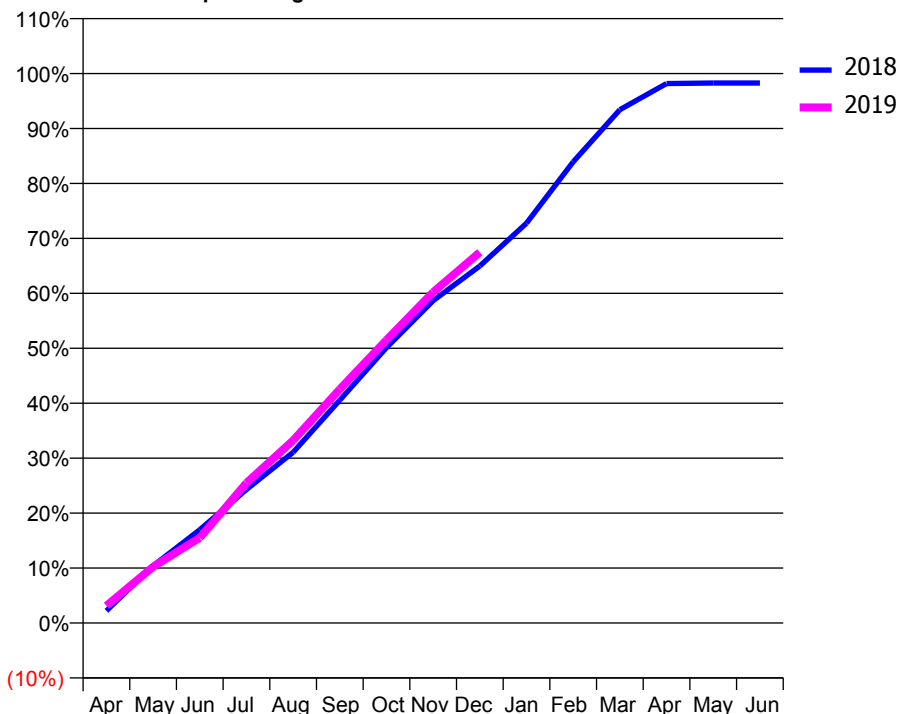
ACCESS*

Patients seen in 24 months	Total	Change since previous quarter
Quarter ending December 2017	1,138	
Quarter ending March 2018	1,170	↑
Quarter ending June 2018	1,188	→
Quarter ending September 2018	1,187	→
Quarter ending December 2018	1,205	→
Variance since December 2017	5.9%	↑



ACTIVITY

Cumulative percentage of contracted UDA delivered 2018 & 2019



Month	Adjusted Scheduled Activity (UDA)	
	2018	2019
April	59	83
May	276	271
June	450	411
July	644	676
August	823	881
September	1,075	1,128
October	1,328	1,365
November	1,555	1,596
December	1,722	1,788
January	1,928	
February	2,224	
March	2,475	
April	2,601	
May	2,604	
June	2,604	

QUALITY

	Quantity	Base Number	Contract	AT	Region	England
% of FP17s for the same patient ID Re-attending within 3 months - Children	121	1,414	8.6%	9.4%	12.3%	11.8%
% of FP17s for the same patient ID Re-attending within 3 months - Adults	7	79	8.9%	13.5%	15.8%	15.6%
% of FP17s for the same patient ID Re-attending between 3 & 9 months - Children	992	1,414	70.2%	60.3%	60.1%	58.8%
% of FP17s for the same patient ID Re-attending between 3 & 9 months - Adults	53	79	67.1%	54.3%	53.3%	51.0%
% of FP17s for Band 1 Urgent Courses	4	1,400	0.3%	7.3%	9.0%	9.0%
% of FP17s Relating to Free Repair or Replacements	0	1,400	0.0%	1.1%	1.0%	0.8%
% of FP17s Relating to Continuations	0	1,400	0.0%	1.1%	1.0%	0.9%
% of Patients satisfied with the dentistry they have received	1	1	N/A	94.5%	93.8%	93.2%
% of Patients satisfied with the time they had to wait for an appointment	1	1	N/A	88.5%	89.4%	88.3%

* This is based on patients treated on this contract for their most recent course of treatment. Figures in italics indicate the base number of FP17s or Patient Questionnaire responses are less than 100. N/A is shown where the base number of responses is less than 10 during the period. % is calculated as Quantity/Base number*100

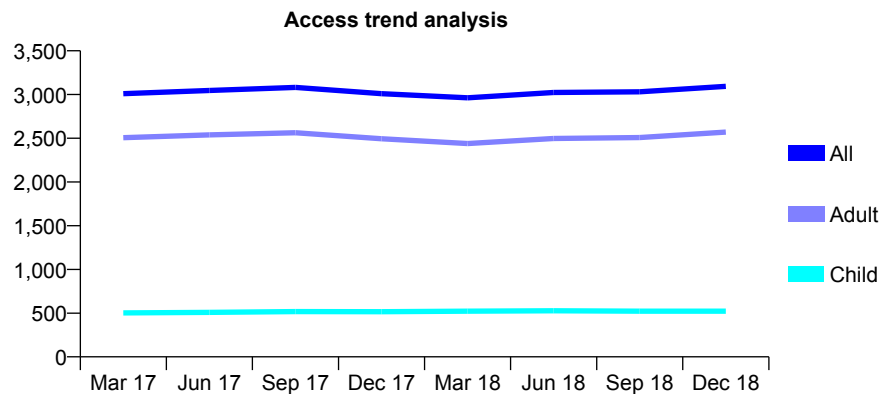
Q51 - Vital Signs At a Glance Contract Report for 648566/0001 - December 2018

Name or company name	MR MM HOOPER
Contract type name	GDS Contract
Purpose of contract	General
Contract start date	01/04/2006
Contract end date	

18/19 Contracted general activity (UDA)	7,935
Carry forward general activity (UDA)	0
18/19 Contracted orthodontic activity (UOA)	0
Carry forward orthodontic activity (UOA)	0
Baseline contract value	£230,894.21

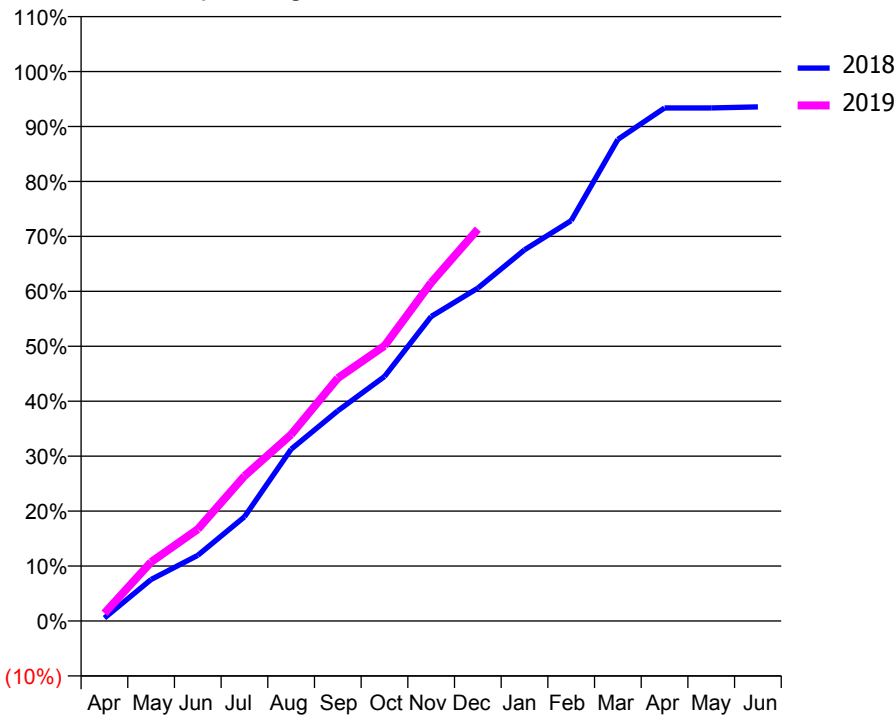
ACCESS*

Patients seen in 24 months	Total	Change since previous quarter
Quarter ending December 2017	3,010	
Quarter ending March 2018	2,962	↓
Quarter ending June 2018	3,024	↑
Quarter ending September 2018	3,031	→
Quarter ending December 2018	3,093	↑
Variance since December 2017	2.8%	↑



ACTIVITY

Cumulative percentage of contracted UDA delivered 2018 & 2019



Month	Adjusted Scheduled Activity (UDA)	
	2018	2019
April	43	113
May	599	851
June	948	1,326
July	1,504	2,094
August	2,482	2,694
September	3,037	3,507
October	3,531	3,974
November	4,397	4,885
December	4,806	5,659
January	5,360	
February	5,782	
March	6,954	
April	7,410	
May	7,410	
June	7,425	

QUALITY

	Quantity	Base Number	Contract	AT	Region	England
% of FP17s for the same patient ID Re-attending within 3 months - Children	52	606	8.6%	9.4%	12.3%	11.8%
% of FP17s for the same patient ID Re-attending within 3 months - Adults	304	2,851	10.7%	13.5%	15.8%	15.6%
% of FP17s for the same patient ID Re-attending between 3 & 9 months - Children	347	606	57.3%	60.3%	60.1%	58.8%
% of FP17s for the same patient ID Re-attending between 3 & 9 months - Adults	1,036	2,851	36.3%	54.3%	53.3%	51.0%
% of FP17s for Band 1 Urgent Courses	956	3,245	29.5%	7.3%	9.0%	9.0%
% of FP17s Relating to Free Repair or Replacements	5	3,245	0.2%	1.1%	1.0%	0.8%
% of FP17s Relating to Continuations	20	3,245	0.6%	1.1%	1.0%	0.9%
% of Patients satisfied with the dentistry they have received	1	2	N/A	94.5%	93.8%	93.2%
% of Patients satisfied with the time they had to wait for an appointment	2	2	N/A	88.5%	89.4%	88.3%

* This is based on patients treated on this contract for their most recent course of treatment. Figures in italics indicate the base number of FP17s or Patient Questionnaire responses are less than 100. N/A is shown where the base number of responses is less than 10 during the period. % is calculated as Quantity/Base number*100

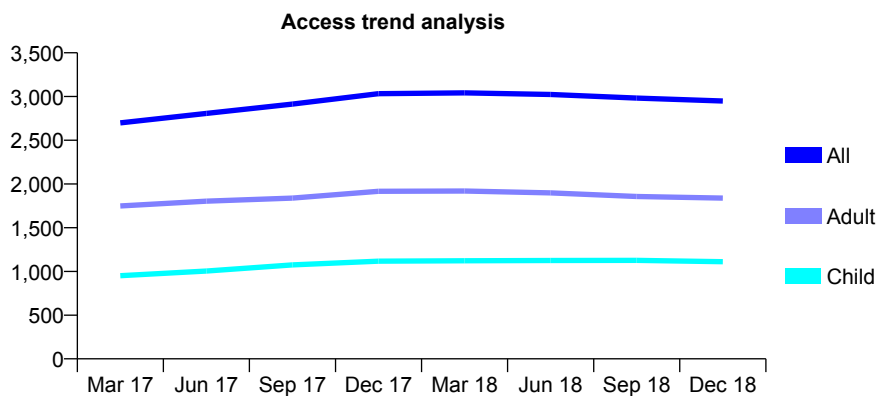
Q51 - Vital Signs At a Glance Contract Report for 648655/0004 - December 2018

Name or company name	MR JA GATUS
Contract type name	GDS Contract
Purpose of contract	General
Contract start date	01/04/2006
Contract end date	

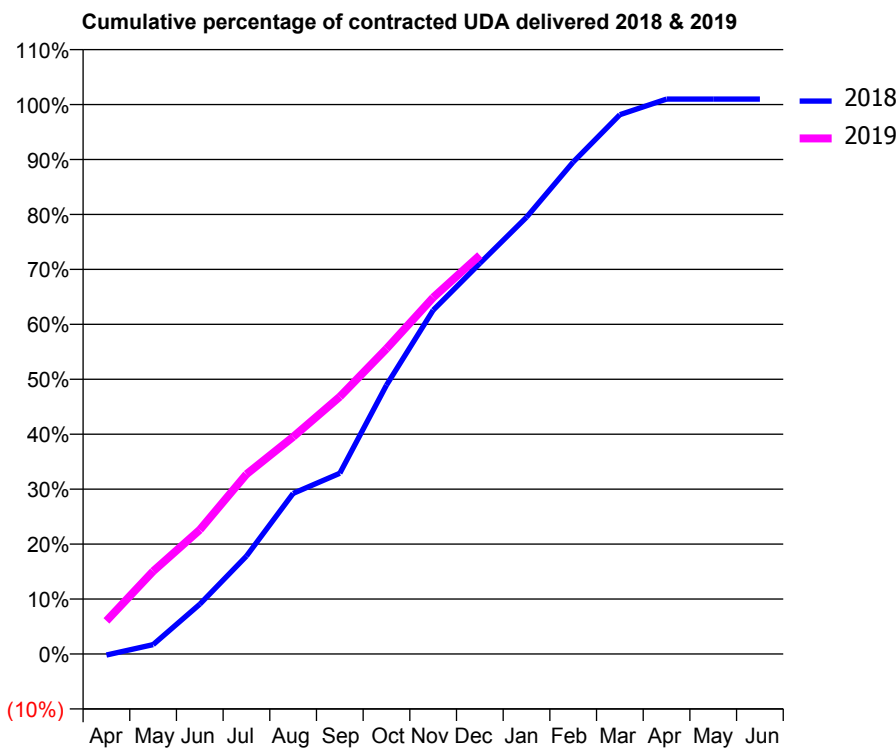
18/19 Contracted general activity (UDA)	8,192
Carry forward general activity (UDA)	-81
18/19 Contracted orthodontic activity (UOA)	0
Carry forward orthodontic activity (UOA)	0
Baseline contract value	£238,398.25

ACCESS*

Patients seen in 24 months	Total	Change since previous quarter
Quarter ending December 2017	3,033	
Quarter ending March 2018	3,041	→
Quarter ending June 2018	3,023	→
Quarter ending September 2018	2,983	↓
Quarter ending December 2018	2,949	↓
Variance since December 2017	(2.8%)	↓



ACTIVITY



Month	Adjusted Scheduled Activity (UDA)	
	2018	2019
April	-17	494
May	141	1,234
June	742	1,851
July	1,461	2,681
August	2,395	3,238
September	2,696	3,835
October	4,009	4,551
November	5,127	5,314
December	5,824	5,944
January	6,512	
February	7,334	
March	8,040	
April	8,273	
May	8,273	
June	8,273	

QUALITY

	Quantity	Base Number	Contract	AT	Region	England
% of FP17s for the same patient ID Re-attending within 3 months - Children	96	1,341	7.2%	9.4%	12.3%	11.8%
% of FP17s for the same patient ID Re-attending within 3 months - Adults	310	2,151	14.4%	13.5%	15.8%	15.6%
% of FP17s for the same patient ID Re-attending between 3 & 9 months - Children	981	1,341	73.2%	60.3%	60.1%	58.8%
% of FP17s for the same patient ID Re-attending between 3 & 9 months - Adults	1,455	2,151	67.6%	54.3%	53.3%	51.0%
% of FP17s for Band 1 Urgent Courses	256	3,348	7.6%	7.3%	9.0%	9.0%
% of FP17s Relating to Free Repair or Replacements	9	3,348	0.3%	1.1%	1.0%	0.8%
% of FP17s Relating to Continuations	16	3,348	0.5%	1.1%	1.0%	0.9%
% of Patients satisfied with the dentistry they have received	0	0	N/A	94.5%	93.8%	93.2%
% of Patients satisfied with the time they had to wait for an appointment	0	0	N/A	88.5%	89.4%	88.3%

* This is based on patients treated on this contract for their most recent course of treatment. Figures in italics indicate the base number of FP17s or Patient Questionnaire responses are less than 100. N/A is shown where the base number of responses is less than 10 during the period. % is calculated as Quantity/Base number*100

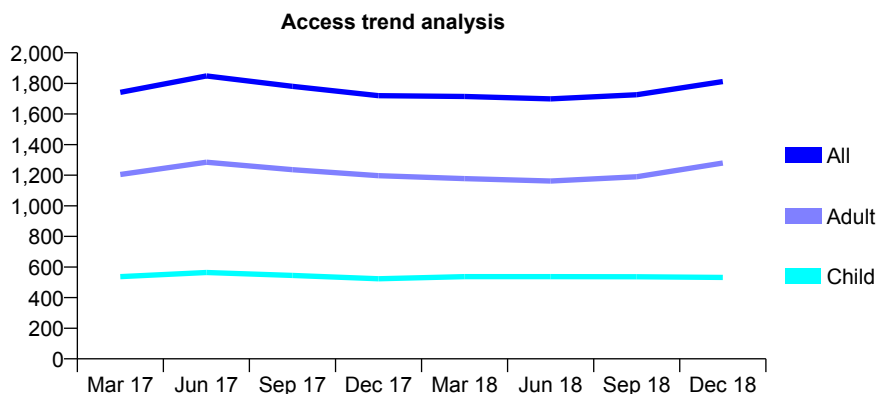
Q51 - Vital Signs At a Glance Contract Report for 657271/0001 - December 2018

Name or company name	MR A BAGGA
Contract type name	GDS Contract
Purpose of contract	General
Contract start date	01/04/2006
Contract end date	

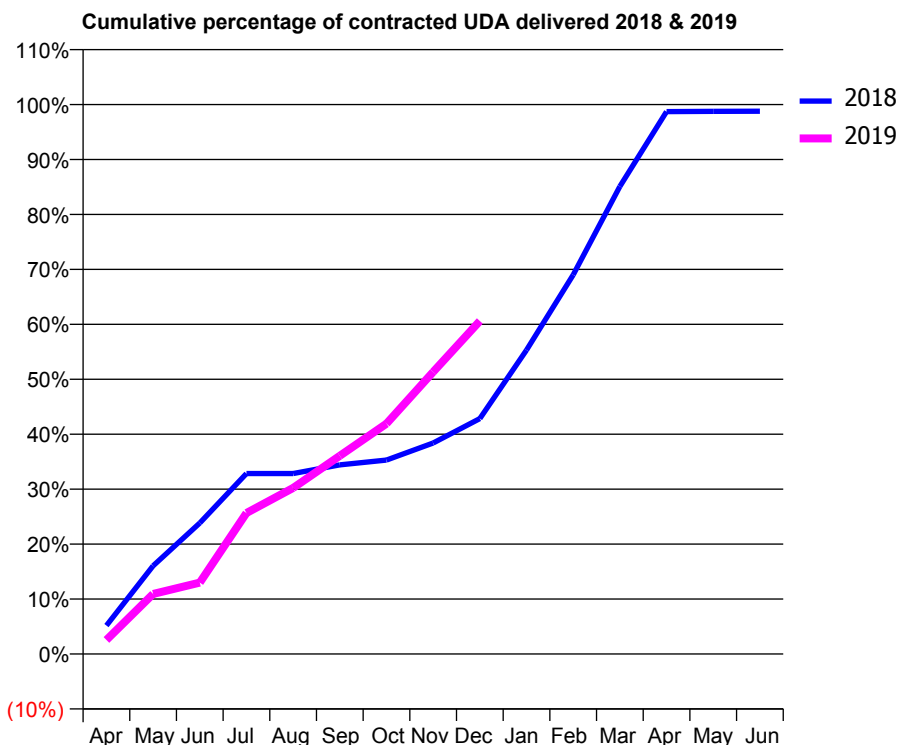
18/19 Contracted general activity (UDA)	5,584
Carry forward general activity (UDA)	68
18/19 Contracted orthodontic activity (UOA)	0
Carry forward orthodontic activity (UOA)	0
Baseline contract value	£172,248.88

ACCESS*

Patients seen in 24 months	Total	Change since previous quarter
Quarter ending December 2017	1,720	
Quarter ending March 2018	1,715	→
Quarter ending June 2018	1,699	→
Quarter ending September 2018	1,726	→
Quarter ending December 2018	1,812	↑
Variance since December 2017	5.3%	↑



ACTIVITY



Month	Adjusted Scheduled Activity (UDA)	
	2018	2019
April	290	143
May	896	610
June	1,332	726
July	1,834	1,432
August	1,834	1,688
September	1,923	2,014
October	1,971	2,340
November	2,144	2,867
December	2,392	3,384
January	3,088	
February	3,853	
March	4,752	
April	5,512	
May	5,515	
June	5,516	

QUALITY

	Quantity	Base Number	Contract	AT	Region	England
% of FP17s for the same patient ID Re-attending within 3 months - Children	18	456	3.9%	9.4%	12.3%	11.8%
% of FP17s for the same patient ID Re-attending within 3 months - Adults	169	1,224	13.8%	13.5%	15.8%	15.6%
% of FP17s for the same patient ID Re-attending between 3 & 9 months - Children	215	456	47.1%	60.3%	60.1%	58.8%
% of FP17s for the same patient ID Re-attending between 3 & 9 months - Adults	461	1,224	37.7%	54.3%	53.3%	51.0%
% of FP17s for Band 1 Urgent Courses	142	1,429	9.9%	7.3%	9.0%	9.0%
% of FP17s Relating to Free Repair or Replacements	10	1,429	0.7%	1.1%	1.0%	0.8%
% of FP17s Relating to Continuations	2	1,429	0.1%	1.1%	1.0%	0.9%
% of Patients satisfied with the dentistry they have received	0	0	N/A	94.5%	93.8%	93.2%
% of Patients satisfied with the time they had to wait for an appointment	0	0	N/A	88.5%	89.4%	88.3%

* This is based on patients treated on this contract for their most recent course of treatment. Figures in italics indicate the base number of FP17s or Patient Questionnaire responses are less than 100. N/A is shown where the base number of responses is less than 10 during the period. % is calculated as Quantity/Base number*100

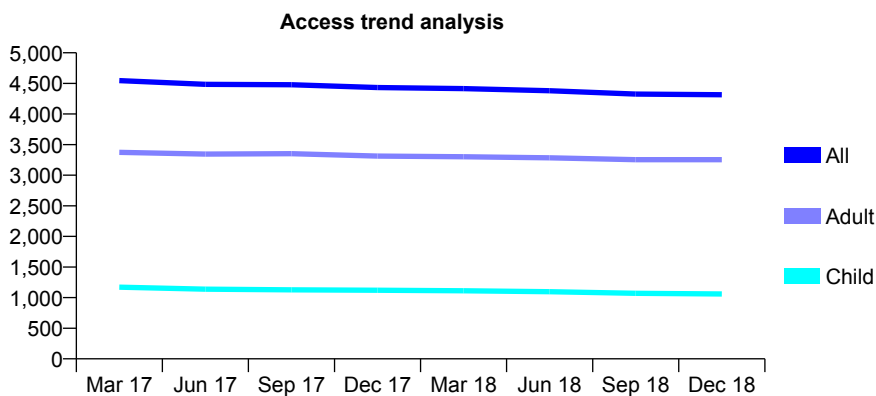
Q51 - Vital Signs At a Glance Contract Report for 661325/0001 - December 2018

Name or company name	MR S KHAZENIFAR
Contract type name	GDS Contract
Purpose of contract	General
Contract start date	01/04/2006
Contract end date	

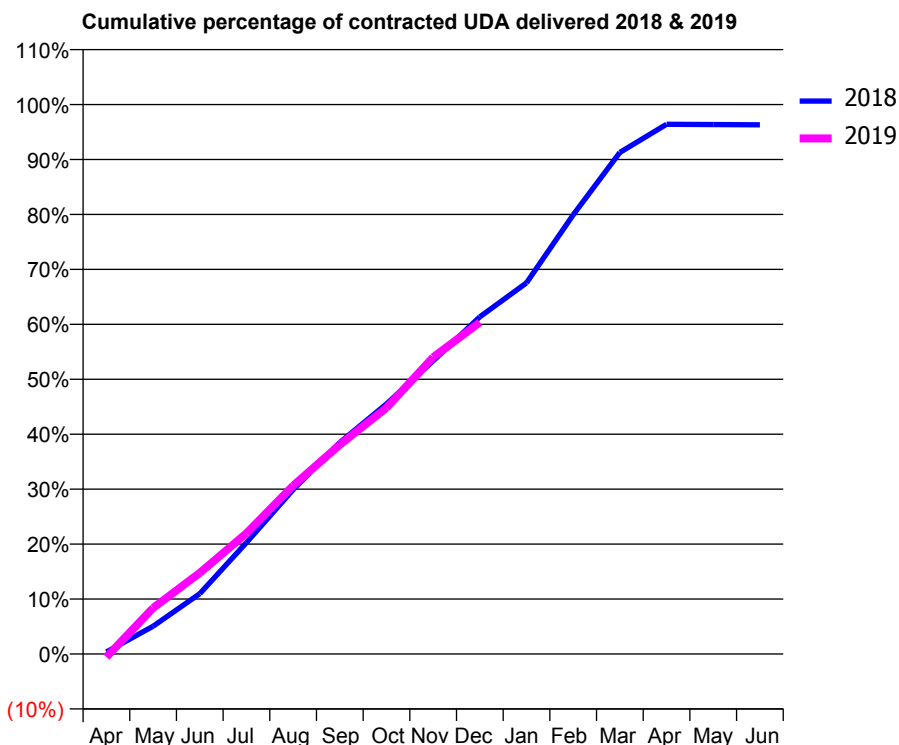
18/19 Contracted general activity (UDA)	16,254
Carry forward general activity (UDA)	601
18/19 Contracted orthodontic activity (UOA)	0
Carry forward orthodontic activity (UOA)	0
Baseline contract value	£492,911.71

ACCESS*

Patients seen in 24 months	Total	Change since previous quarter
Quarter ending December 2017	4,432	
Quarter ending March 2018	4,414	→
Quarter ending June 2018	4,380	→
Quarter ending September 2018	4,325	↓
Quarter ending December 2018	4,314	→
Variance since December 2017	(2.7%)	↓



ACTIVITY



Month	Adjusted Scheduled Activity (UDA)	
	2018	2019
April	62	-91
May	821	1,362
June	1,784	2,398
July	3,296	3,570
August	4,860	4,981
September	6,258	6,190
October	7,396	7,283
November	8,674	8,779
December	9,973	9,811
January	10,979	
February	12,989	
March	14,838	
April	15,667	
May	15,662	
June	15,653	

QUALITY

	Quantity	Base Number	Contract	AT	Region	England
% of FP17s for the same patient ID Re-attending within 3 months - Children	140	1,309	10.7%	9.4%	12.3%	11.8%
% of FP17s for the same patient ID Re-attending within 3 months - Adults	736	3,767	19.5%	13.5%	15.8%	15.6%
% of FP17s for the same patient ID Re-attending between 3 & 9 months - Children	857	1,309	65.5%	60.3%	60.1%	58.8%
% of FP17s for the same patient ID Re-attending between 3 & 9 months - Adults	2,141	3,767	56.8%	54.3%	53.3%	51.0%
% of FP17s for Band 1 Urgent Courses	525	4,805	10.9%	7.3%	9.0%	9.0%
% of FP17s Relating to Free Repair or Replacements	87	4,805	1.8%	1.1%	1.0%	0.8%
% of FP17s Relating to Continuations	26	4,805	0.5%	1.1%	1.0%	0.9%
% of Patients satisfied with the dentistry they have received	4	4	N/A	94.5%	93.8%	93.2%
% of Patients satisfied with the time they had to wait for an appointment	4	4	N/A	88.5%	89.4%	88.3%

* This is based on patients treated on this contract for their most recent course of treatment. Figures in italics indicate the base number of FP17s or Patient Questionnaire responses are less than 100. N/A is shown where the base number of responses is less than 10 during the period. % is calculated as Quantity/Base number*100

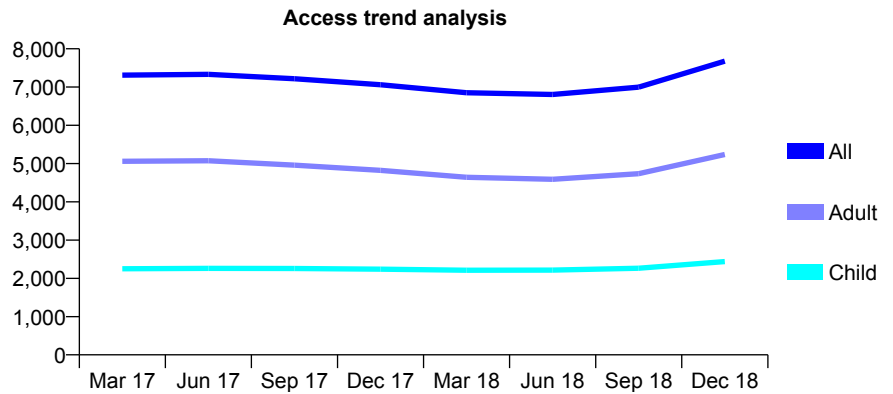
Q51 - Vital Signs At a Glance Contract Report for 682721/0002 - December 2018

Name or company name	Broadfield Dental Practice
Contract type name	GDS Contract
Purpose of contract	General
Contract start date	01/10/2008
Contract end date	

18/19 Contracted general activity (UDA)	18,750
Carry forward general activity (UDA)	0
18/19 Contracted orthodontic activity (UOA)	0
Carry forward orthodontic activity (UOA)	0
Baseline contract value	£578,378.68

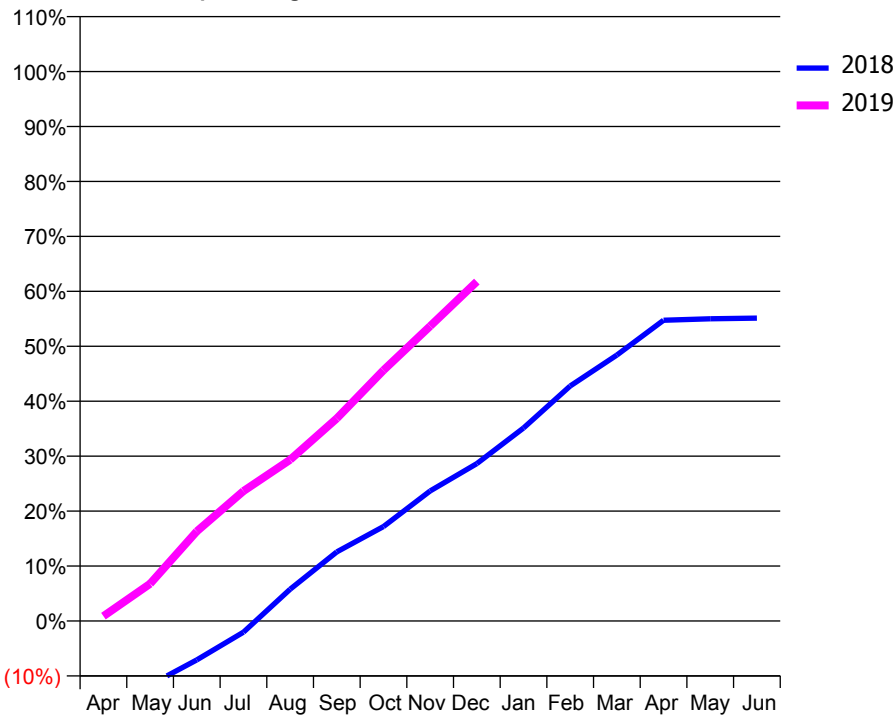
ACCESS*

Patients seen in 24 months	Total	Change since previous quarter
Quarter ending December 2017	7,061	
Quarter ending March 2018	6,852	↓
Quarter ending June 2018	6,805	→
Quarter ending September 2018	6,999	↑
Quarter ending December 2018	7,679	↑
Variance since December 2017	8.8%	↑



ACTIVITY

Cumulative percentage of contracted UDA delivered 2018 & 2019



Month	Adjusted Scheduled Activity (UDA)	
	2018	2019
April	-2,665	166
May	-2,188	1,270
June	-1,332	3,058
July	-386	4,432
August	1,083	5,501
September	2,360	6,915
October	3,224	8,557
November	4,440	10,062
December	5,372	11,581
January	6,585	
February	8,019	
March	9,075	
April	10,263	
May	10,314	
June	10,334	

QUALITY

	Quantity	Base Number	Contract	AT	Region	England
% of FP17s for the same patient ID Re-attending within 3 months - Children	130	2,574	5.1%	9.4%	12.3%	11.8%
% of FP17s for the same patient ID Re-attending within 3 months - Adults	683	5,539	12.3%	13.5%	15.8%	15.6%
% of FP17s for the same patient ID Re-attending between 3 & 9 months - Children	1,287	2,574	50.0%	60.3%	60.1%	58.8%
% of FP17s for the same patient ID Re-attending between 3 & 9 months - Adults	2,225	5,539	40.2%	54.3%	53.3%	51.0%
% of FP17s for Band 1 Urgent Courses	290	6,605	4.4%	7.3%	9.0%	9.0%
% of FP17s Relating to Free Repair or Replacements	30	6,605	0.5%	1.1%	1.0%	0.8%
% of FP17s Relating to Continuations	139	6,605	2.1%	1.1%	1.0%	0.9%
% of Patients satisfied with the dentistry they have received	6	6	N/A	94.5%	93.8%	93.2%
% of Patients satisfied with the time they had to wait for an appointment	3	6	N/A	88.5%	89.4%	88.3%

* This is based on patients treated on this contract for their most recent course of treatment. Figures in italics indicate the base number of FP17s or Patient Questionnaire responses are less than 100. N/A is shown where the base number of responses is less than 10 during the period. % is calculated as Quantity/Base number*100

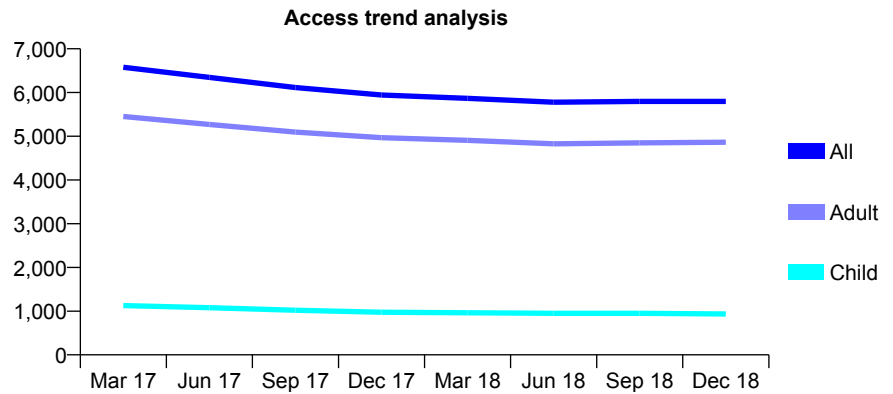
Q51 - Vital Signs At a Glance Contract Report for 725005/0002 - December 2018

Name or company name	A J Cale Limited
Contract type name	GDS Contract
Purpose of contract	General
Contract start date	01/06/2015
Contract end date	

18/19 Contracted general activity (UDA)	20,350
Carry forward general activity (UDA)	0
18/19 Contracted orthodontic activity (UOA)	0
Carry forward orthodontic activity (UOA)	0
Baseline contract value	£580,214.23

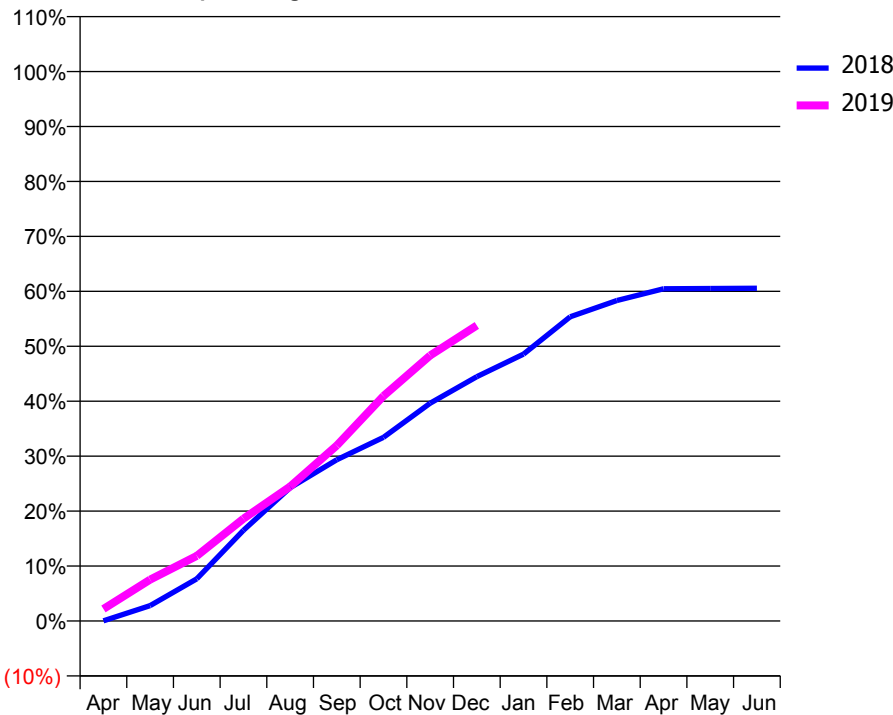
ACCESS*

Patients seen in 24 months	Total	Change since previous quarter
Quarter ending December 2017	5,943	
Quarter ending March 2018	5,867	↓
Quarter ending June 2018	5,777	↓
Quarter ending September 2018	5,797	→
Quarter ending December 2018	5,796	→
Variance since December 2017	(2.5%)	↓



ACTIVITY

Cumulative percentage of contracted UDA delivered 2018 & 2019



Month	Adjusted Scheduled Activity (UDA)	
	2018	2019
April	7	446
May	709	1,534
June	1,949	2,410
July	4,187	3,789
August	6,149	4,981
September	7,438	6,500
October	8,474	8,336
November	10,047	9,835
December	11,271	10,948
January	12,310	
February	14,037	
March	14,788	
April	15,326	
May	15,341	
June	15,350	

QUALITY

	Quantity	Base Number	Contract	AT	Region	England
% of FP17s for the same patient ID Re-attending within 3 months - Children	40	908	4.4%	9.4%	12.3%	11.8%
% of FP17s for the same patient ID Re-attending within 3 months - Adults	569	4,568	12.5%	13.5%	15.8%	15.6%
% of FP17s for the same patient ID Re-attending between 3 & 9 months - Children	395	908	43.5%	60.3%	60.1%	58.8%
% of FP17s for the same patient ID Re-attending between 3 & 9 months - Adults	1,573	4,568	34.4%	54.3%	53.3%	51.0%
% of FP17s for Band 1 Urgent Courses	350	5,195	6.7%	7.3%	9.0%	9.0%
% of FP17s Relating to Free Repair or Replacements	58	5,195	1.1%	1.1%	1.0%	0.8%
% of FP17s Relating to Continuations	55	5,195	1.1%	1.1%	1.0%	0.9%
% of Patients satisfied with the dentistry they have received	3	3	N/A	94.5%	93.8%	93.2%
% of Patients satisfied with the time they had to wait for an appointment	3	3	N/A	88.5%	89.4%	88.3%

* This is based on patients treated on this contract for their most recent course of treatment. Figures in italics indicate the base number of FP17s or Patient Questionnaire responses are less than 100. N/A is shown where the base number of responses is less than 10 during the period. % is calculated as Quantity/Base number*100

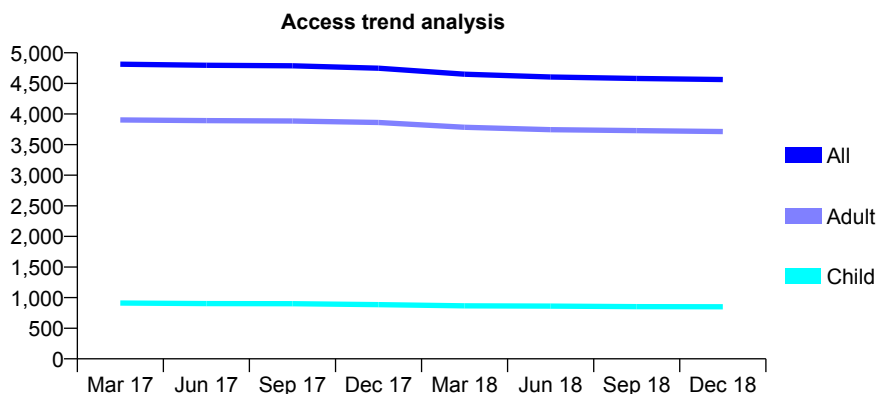
Q51 - Vital Signs At a Glance Contract Report for 725900/0001 - December 2018

Name or company name	F P Dental
Contract type name	GDS Contract
Purpose of contract	General
Contract start date	01/04/2009
Contract end date	

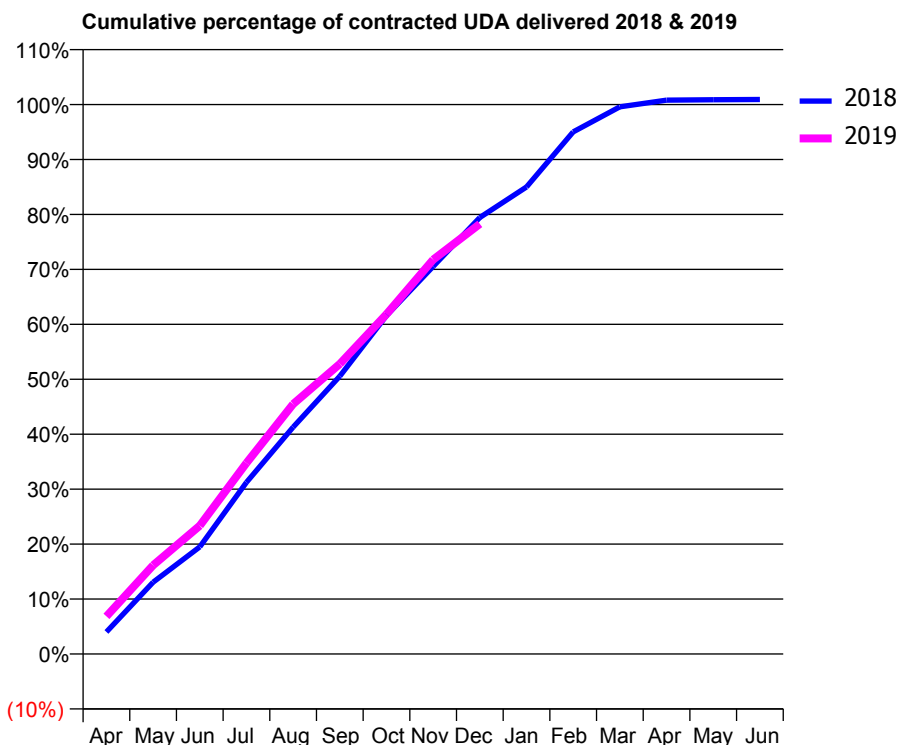
18/19 Contracted general activity (UDA)	13,301
Carry forward general activity (UDA)	-120
18/19 Contracted orthodontic activity (UOA)	0
Carry forward orthodontic activity (UOA)	0
Baseline contract value	£379,236.51

ACCESS*

Patients seen in 24 months	Total	Change since previous quarter
Quarter ending December 2017	4,748	
Quarter ending March 2018	4,650	↓
Quarter ending June 2018	4,605	→
Quarter ending September 2018	4,581	→
Quarter ending December 2018	4,564	→
Variance since December 2017	(3.9%)	↓



ACTIVITY



Month	Adjusted Scheduled Activity (UDA)	
	2018	2019
April	534	912
May	1,737	2,149
June	2,595	3,107
July	4,155	4,623
August	5,491	6,051
September	6,725	7,021
October	8,192	8,226
November	9,383	9,545
December	10,567	10,412
January	11,304	
February	12,637	
March	13,244	
April	13,407	
May	13,416	
June	13,421	

QUALITY

	Quantity	Base Number	Contract	AT	Region	England
% of FP17s for the same patient ID Re-attending within 3 months - Children	86	1,133	7.6%	9.4%	12.3%	11.8%
% of FP17s for the same patient ID Re-attending within 3 months - Adults	410	4,416	9.3%	13.5%	15.8%	15.6%
% of FP17s for the same patient ID Re-attending between 3 & 9 months - Children	737	1,133	65.0%	60.3%	60.1%	58.8%
% of FP17s for the same patient ID Re-attending between 3 & 9 months - Adults	2,834	4,416	64.2%	54.3%	53.3%	51.0%
% of FP17s for Band 1 Urgent Courses	176	5,427	3.2%	7.3%	9.0%	9.0%
% of FP17s Relating to Free Repair or Replacements	18	5,427	0.3%	1.1%	1.0%	0.8%
% of FP17s Relating to Continuations	13	5,427	0.2%	1.1%	1.0%	0.9%
% of Patients satisfied with the dentistry they have received	2	2	N/A	94.5%	93.8%	93.2%
% of Patients satisfied with the time they had to wait for an appointment	1	2	N/A	88.5%	89.4%	88.3%

* This is based on patients treated on this contract for their most recent course of treatment. Figures in italics indicate the base number of FP17s or Patient Questionnaire responses are less than 100. N/A is shown where the base number of responses is less than 10 during the period. % is calculated as Quantity/Base number*100

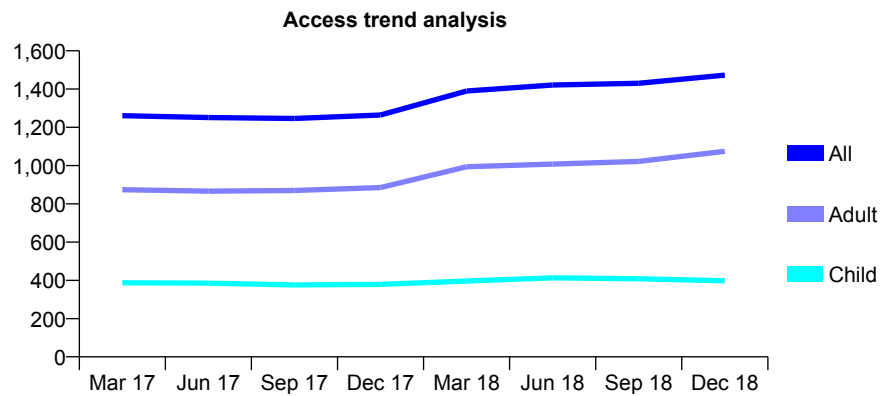
Q51 - Vital Signs At a Glance Contract Report for 725943/0001 - December 2018

Name or company name	Mr D Leung
Contract type name	GDS Contract
Purpose of contract	General
Contract start date	01/04/2006
Contract end date	

18/19 Contracted general activity (UDA)	4,996
Carry forward general activity (UDA)	106
18/19 Contracted orthodontic activity (UOA)	0
Carry forward orthodontic activity (UOA)	0
Baseline contract value	£163,139.94

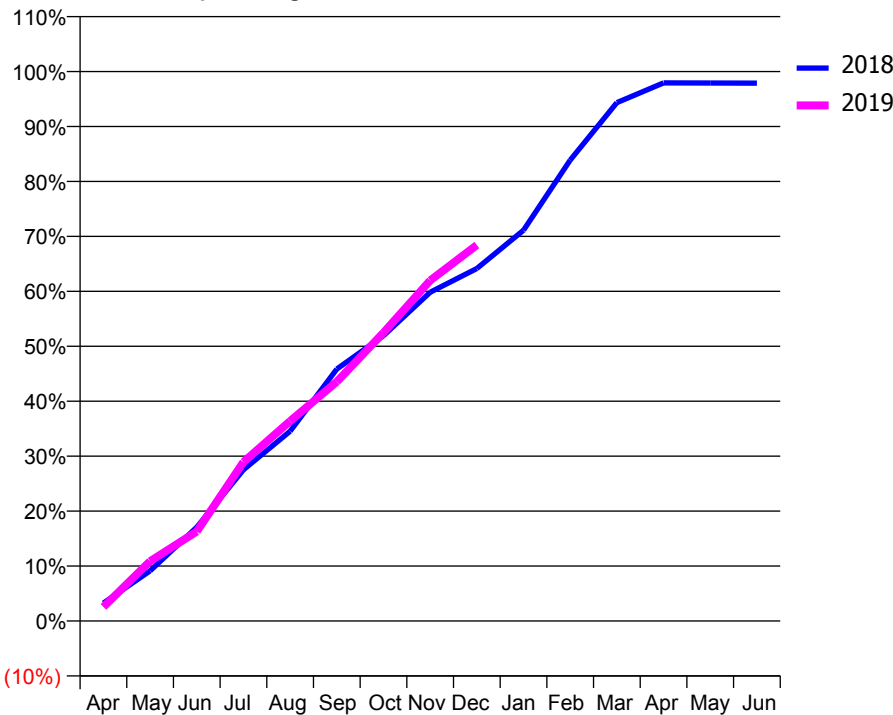
ACCESS*

Patients seen in 24 months	Total	Change since previous quarter
Quarter ending December 2017	1,264	
Quarter ending March 2018	1,390	↑
Quarter ending June 2018	1,421	↑
Quarter ending September 2018	1,430	→
Quarter ending December 2018	1,473	↑
Variance since December 2017	16.5%	↑



ACTIVITY

Cumulative percentage of contracted UDA delivered 2018 & 2019



Month	Adjusted Scheduled Activity (UDA)	
	2018	2019
April	163	127
May	456	544
June	853	814
July	1,376	1,446
August	1,726	1,818
September	2,291	2,176
October	2,594	2,621
November	2,989	3,096
December	3,205	3,418
January	3,553	
February	4,191	
March	4,713	
April	4,892	
May	4,891	
June	4,890	

QUALITY

	Quantity	Base Number	Contract	AT	Region	England
% of FP17s for the same patient ID Re-attending within 3 months - Children	38	653	5.8%	9.4%	12.3%	11.8%
% of FP17s for the same patient ID Re-attending within 3 months - Adults	153	1,367	11.2%	13.5%	15.8%	15.6%
% of FP17s for the same patient ID Re-attending between 3 & 9 months - Children	509	653	77.9%	60.3%	60.1%	58.8%
% of FP17s for the same patient ID Re-attending between 3 & 9 months - Adults	922	1,367	67.4%	54.3%	53.3%	51.0%
% of FP17s for Band 1 Urgent Courses	101	1,924	5.2%	7.3%	9.0%	9.0%
% of FP17s Relating to Free Repair or Replacements	17	1,924	0.9%	1.1%	1.0%	0.8%
% of FP17s Relating to Continuations	15	1,924	0.8%	1.1%	1.0%	0.9%
% of Patients satisfied with the dentistry they have received	3	3	N/A	94.5%	93.8%	93.2%
% of Patients satisfied with the time they had to wait for an appointment	3	3	N/A	88.5%	89.4%	88.3%

* This is based on patients treated on this contract for their most recent course of treatment. Figures in italics indicate the base number of FP17s or Patient Questionnaire responses are less than 100. N/A is shown where the base number of responses is less than 10 during the period. % is calculated as Quantity/Base number*100

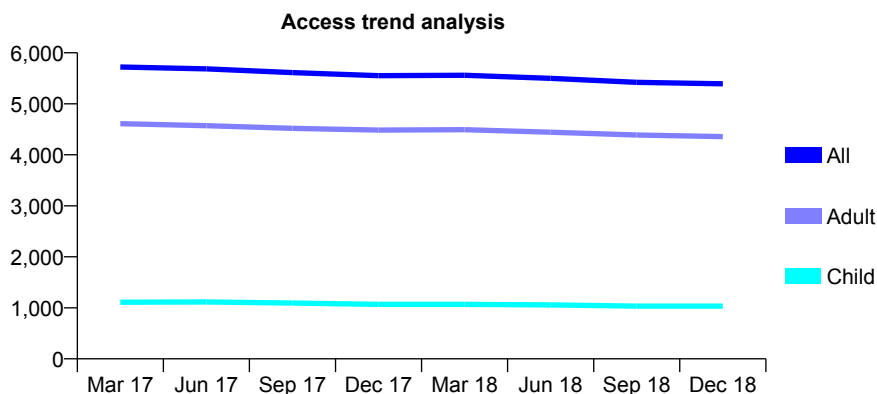
Q51 - Vital Signs At a Glance Contract Report for 730718/0001 - December 2018

Name or company name	Shelswell Dental Practice Limited
Contract type name	GDS Contract
Purpose of contract	General
Contract start date	01/04/2006
Contract end date	

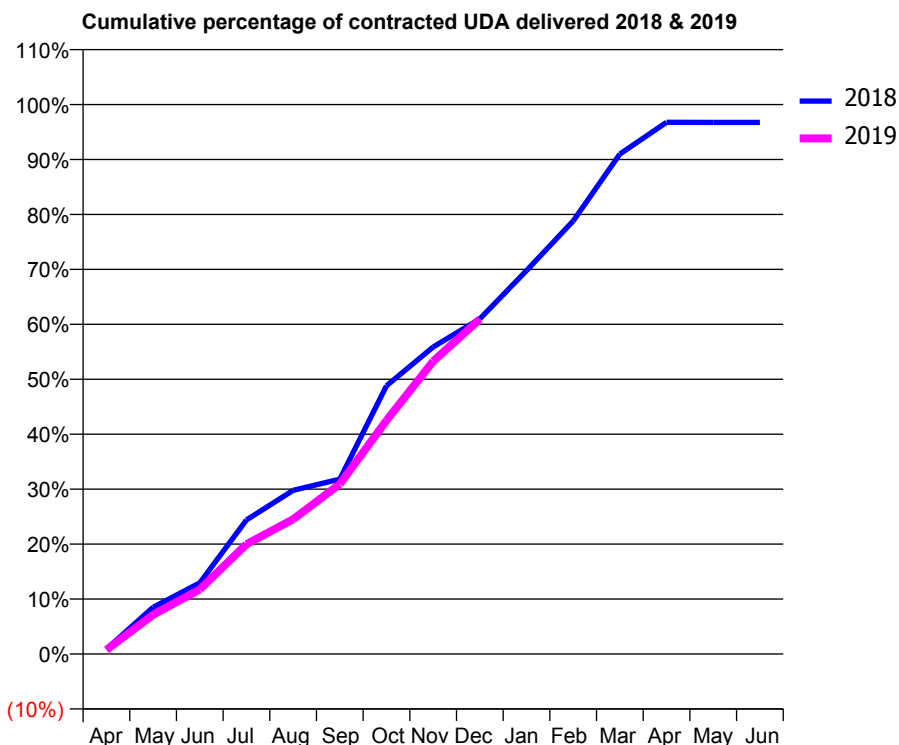
18/19 Contracted general activity (UDA)	19,806
Carry forward general activity (UDA)	645
18/19 Contracted orthodontic activity (UOA)	0
Carry forward orthodontic activity (UOA)	0
Baseline contract value	£576,485.05

ACCESS*

Patients seen in 24 months	Total	Change since previous quarter
Quarter ending December 2017	5,551	
Quarter ending March 2018	5,560	→
Quarter ending June 2018	5,499	↓
Quarter ending September 2018	5,422	↓
Quarter ending December 2018	5,391	→
Variance since December 2017	(2.9%)	↓



ACTIVITY



Month	Adjusted Scheduled Activity (UDA)	
	2018	2019
April	181	149
May	1,687	1,418
June	2,563	2,328
July	4,831	3,960
August	5,900	4,857
September	6,302	6,126
October	9,668	8,419
November	11,067	10,553
December	12,081	12,071
January	13,822	
February	15,609	
March	18,019	
April	19,164	
May	19,160	
June	19,161	

QUALITY

	Quantity	Base Number	Contract	AT	Region	England
% of FP17s for the same patient ID Re-attending within 3 months - Children	95	1,223	7.8%	9.4%	12.3%	11.8%
% of FP17s for the same patient ID Re-attending within 3 months - Adults	1,041	5,385	19.3%	13.5%	15.8%	15.6%
% of FP17s for the same patient ID Re-attending between 3 & 9 months - Children	752	1,223	61.5%	60.3%	60.1%	58.8%
% of FP17s for the same patient ID Re-attending between 3 & 9 months - Adults	2,864	5,385	53.2%	54.3%	53.3%	51.0%
% of FP17s for Band 1 Urgent Courses	323	6,143	5.3%	7.3%	9.0%	9.0%
% of FP17s Relating to Free Repair or Replacements	292	6,143	4.8%	1.1%	1.0%	0.8%
% of FP17s Relating to Continuations	246	6,143	4.0%	1.1%	1.0%	0.9%
% of Patients satisfied with the dentistry they have received	6	6	N/A	94.5%	93.8%	93.2%
% of Patients satisfied with the time they had to wait for an appointment	5	6	N/A	88.5%	89.4%	88.3%

* This is based on patients treated on this contract for their most recent course of treatment. Figures in italics indicate the base number of FP17s or Patient Questionnaire responses are less than 100. N/A is shown where the base number of responses is less than 10 during the period. % is calculated as Quantity/Base number*100

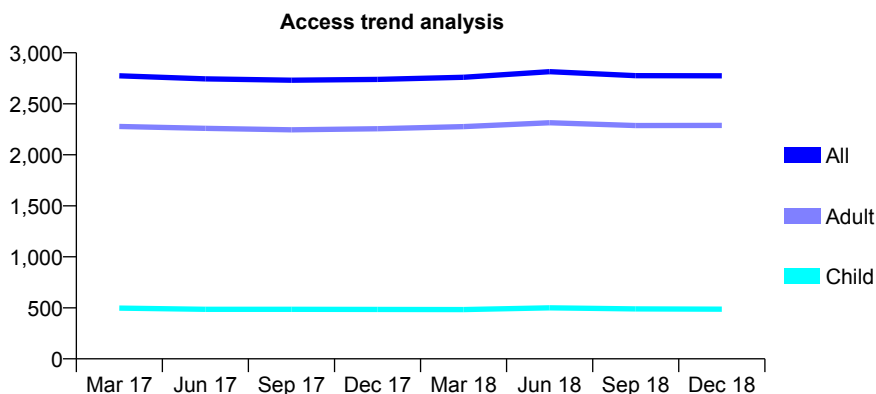
Q51 - Vital Signs At a Glance Contract Report for 740497/0001 - December 2018

Name or company name	MR JM BURNHAM
Contract type name	GDS Contract
Purpose of contract	General
Contract start date	01/04/2006
Contract end date	

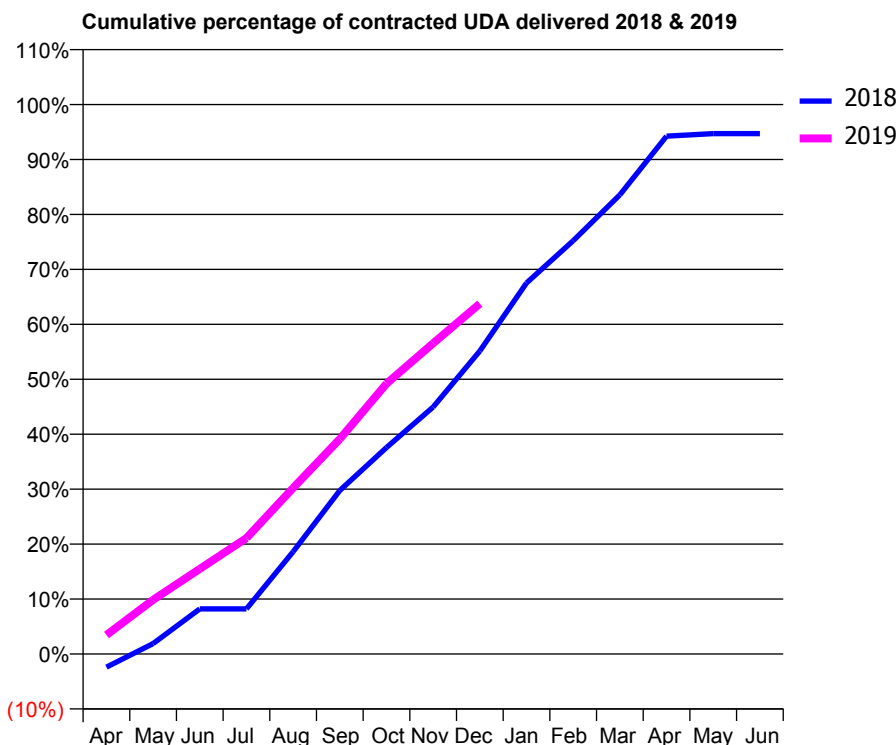
18/19 Contracted general activity (UDA)	8,232
Carry forward general activity (UDA)	0
18/19 Contracted orthodontic activity (UOA)	0
Carry forward orthodontic activity (UOA)	0
Baseline contract value	£212,127.73

ACCESS*

Patients seen in 24 months	Total	Change since previous quarter
Quarter ending December 2017	2,739	
Quarter ending March 2018	2,760	→
Quarter ending June 2018	2,815	→
Quarter ending September 2018	2,776	↓
Quarter ending December 2018	2,775	→
Variance since December 2017	1.3%	→



ACTIVITY



Month	Adjusted Scheduled Activity (UDA)	
	2018	2019
April	-199	284
May	158	812
June	676	1,275
July	676	1,737
August	1,533	2,489
September	2,450	3,222
October	3,093	4,049
November	3,700	4,655
December	4,540	5,250
January	5,558	
February	6,192	
March	6,878	
April	7,758	
May	7,795	
June	7,795	

QUALITY

	Quantity	Base Number	Contract	AT	Region	England
% of FP17s for the same patient ID Re-attending within 3 months - Children	31	543	5.7%	9.4%	12.3%	11.8%
% of FP17s for the same patient ID Re-attending within 3 months - Adults	398	2,578	15.4%	13.5%	15.8%	15.6%
% of FP17s for the same patient ID Re-attending between 3 & 9 months - Children	292	543	53.8%	60.3%	60.1%	58.8%
% of FP17s for the same patient ID Re-attending between 3 & 9 months - Adults	1,393	2,578	54.0%	54.3%	53.3%	51.0%
% of FP17s for Band 1 Urgent Courses	264	2,701	9.8%	7.3%	9.0%	9.0%
% of FP17s Relating to Free Repair or Replacements	20	2,701	0.7%	1.1%	1.0%	0.8%
% of FP17s Relating to Continuations	22	2,701	0.8%	1.1%	1.0%	0.9%
% of Patients satisfied with the dentistry they have received	0	0	N/A	94.5%	93.8%	93.2%
% of Patients satisfied with the time they had to wait for an appointment	0	0	N/A	88.5%	89.4%	88.3%

* This is based on patients treated on this contract for their most recent course of treatment. Figures in italics indicate the base number of FP17s or Patient Questionnaire responses are less than 100. N/A is shown where the base number of responses is less than 10 during the period. % is calculated as Quantity/Base number*100

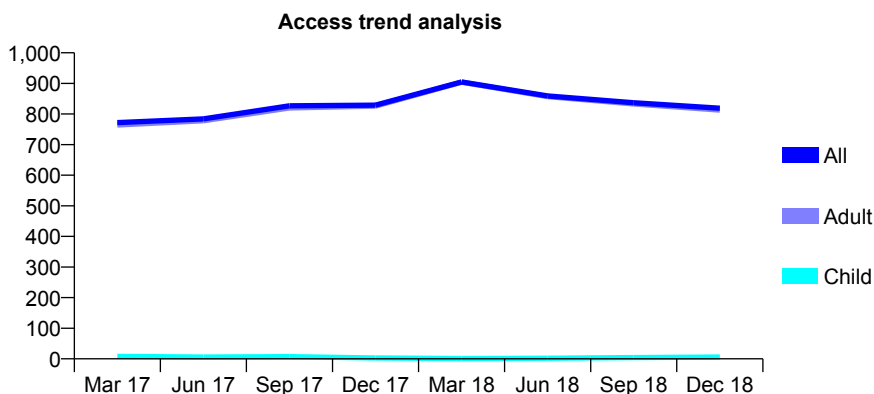
Q51 - Vital Signs At a Glance Contract Report for 748803/0001 - December 2018

Name or company name	MR TA DYER
Contract type name	PDS Contract
Purpose of contract	General
Contract start date	01/04/2007
Contract end date	31/03/2020

18/19 Contracted general activity (UDA)	3,963
Carry forward general activity (UDA)	-18
18/19 Contracted orthodontic activity (UOA)	0
Carry forward orthodontic activity (UOA)	0
Baseline contract value	£171,051.60

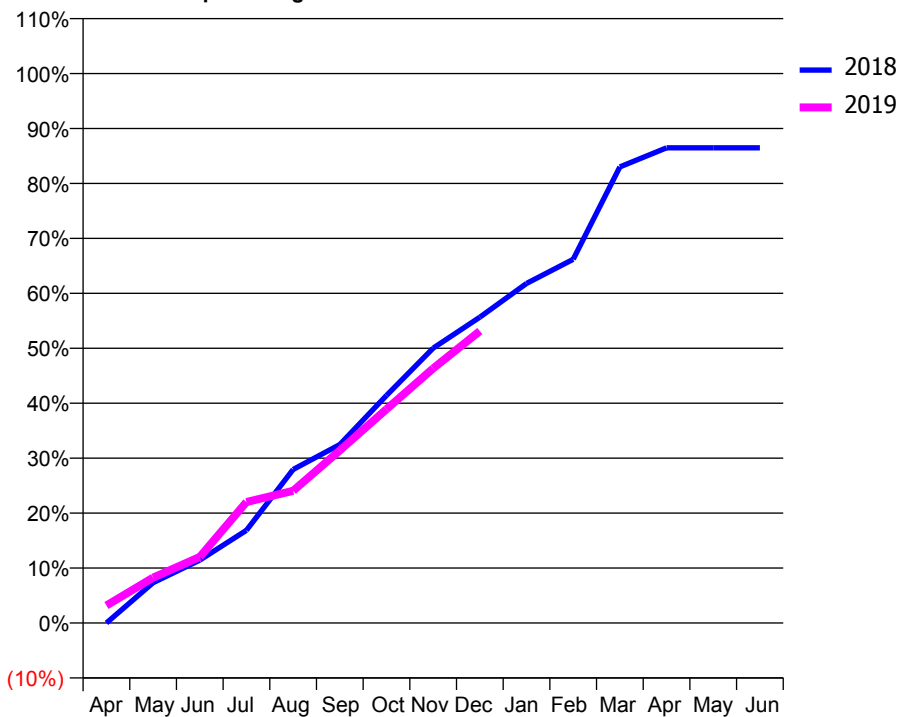
ACCESS*

Patients seen in 24 months	Total	Change since previous quarter
Quarter ending December 2017	829	
Quarter ending March 2018	905	↑
Quarter ending June 2018	859	↓
Quarter ending September 2018	837	↓
Quarter ending December 2018	819	↓
Variance since December 2017	(1.2%)	↓



ACTIVITY

Cumulative percentage of contracted UDA delivered 2018 & 2019



Month	Adjusted Scheduled Activity (UDA)	
	2018	2019
April	0	126
May	291	327
June	453	477
July	669	873
August	1,107	954
September	1,287	1,245
October	1,641	1,542
November	1,982	1,836
December	2,205	2,106
January	2,449	
February	2,623	
March	3,289	
April	3,427	
May	3,427	
June	3,427	

QUALITY

	Quantity	Base Number	Contract	AT	Region	England
% of FP17s for the same patient ID Re-attending within 3 months - Children	0	10	0.0%	9.4%	12.3%	11.8%
% of FP17s for the same patient ID Re-attending within 3 months - Adults	188	734	25.6%	13.5%	15.8%	15.6%
% of FP17s for the same patient ID Re-attending between 3 & 9 months - Children	0	10	0.0%	60.3%	60.1%	58.8%
% of FP17s for the same patient ID Re-attending between 3 & 9 months - Adults	25	734	3.4%	54.3%	53.3%	51.0%
% of FP17s for Band 1 Urgent Courses	0	693	0.0%	7.3%	9.0%	9.0%
% of FP17s Relating to Free Repair or Replacements	0	693	0.0%	1.1%	1.0%	0.8%
% of FP17s Relating to Continuations	0	693	0.0%	1.1%	1.0%	0.9%
% of Patients satisfied with the dentistry they have received	1	1	N/A	94.5%	93.8%	93.2%
% of Patients satisfied with the time they had to wait for an appointment	1	1	N/A	88.5%	89.4%	88.3%

* This is based on patients treated on this contract for their most recent course of treatment. Figures in italics indicate the base number of FP17s or Patient Questionnaire responses are less than 100. N/A is shown where the base number of responses is less than 10 during the period. % is calculated as Quantity/Base number*100

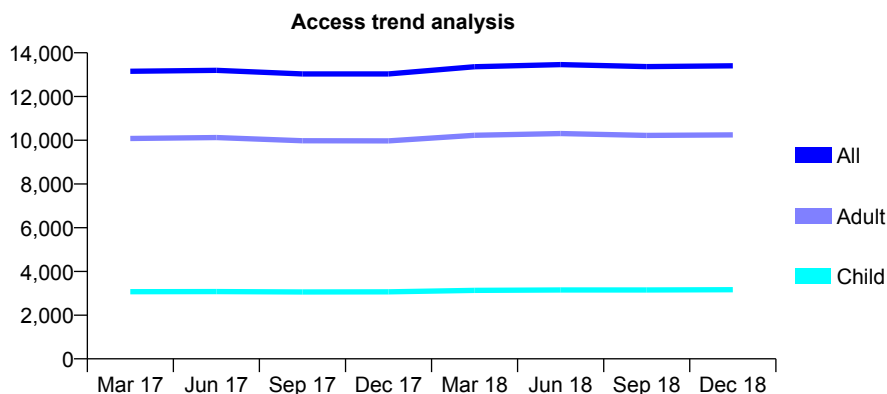
Q51 - Vital Signs At a Glance Contract Report for 749338/0001 - December 2018

Name or company name	Taptonville House Limited
Contract type name	GDS Contract
Purpose of contract	General
Contract start date	01/04/2006
Contract end date	

18/19 Contracted general activity (UDA)	42,313
Carry forward general activity (UDA)	325
18/19 Contracted orthodontic activity (UOA)	0
Carry forward orthodontic activity (UOA)	0
Baseline contract value	£1,301,667.17

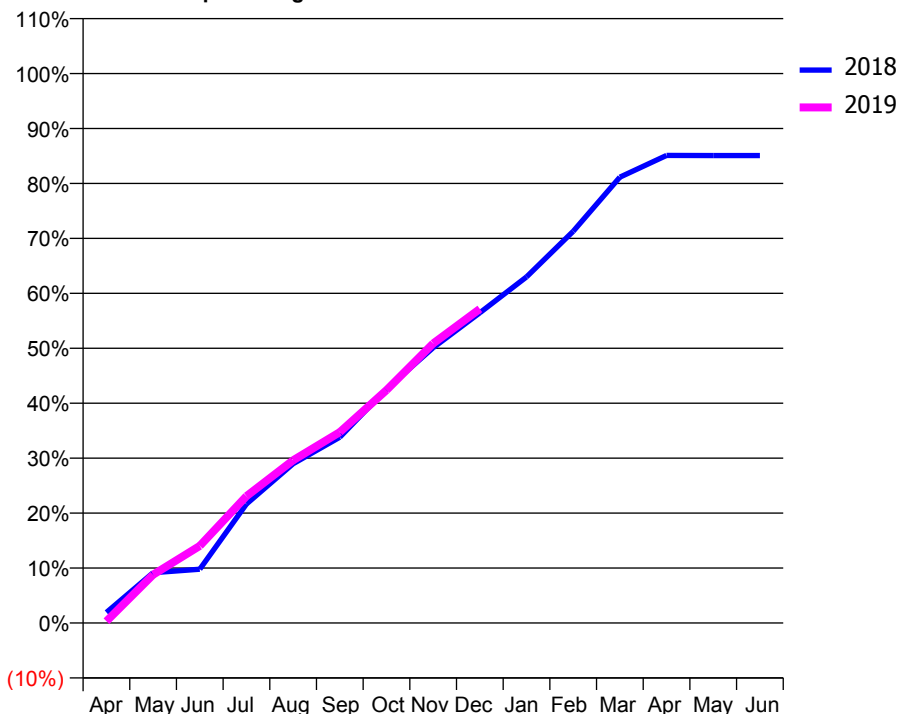
ACCESS*

Patients seen in 24 months	Total	Change since previous quarter
Quarter ending December 2017	13,033	
Quarter ending March 2018	13,363	↑
Quarter ending June 2018	13,459	→
Quarter ending September 2018	13,369	→
Quarter ending December 2018	13,407	→
Variance since December 2017	2.9%	↑



ACTIVITY

Cumulative percentage of contracted UDA delivered 2018 & 2019



Month	Adjusted Scheduled Activity (UDA)	
	2018	2019
April	819	138
May	3,874	3,717
June	4,143	5,945
July	9,160	9,772
August	12,264	12,532
September	14,305	14,701
October	18,016	17,934
November	21,198	21,530
December	23,884	24,189
January	26,650	
February	30,163	
March	34,332	
April	36,004	
May	35,995	
June	35,998	

QUALITY

	Quantity	Base Number	Contract	AT	Region	England
% of FP17s for the same patient ID Re-attending within 3 months - Children	208	3,996	5.2%	9.4%	12.3%	11.8%
% of FP17s for the same patient ID Re-attending within 3 months - Adults	1,897	12,500	15.2%	13.5%	15.8%	15.6%
% of FP17s for the same patient ID Re-attending between 3 & 9 months - Children	2,899	3,996	72.5%	60.3%	60.1%	58.8%
% of FP17s for the same patient ID Re-attending between 3 & 9 months - Adults	7,790	12,500	62.3%	54.3%	53.3%	51.0%
% of FP17s for Band 1 Urgent Courses	1,336	15,048	8.9%	7.3%	9.0%	9.0%
% of FP17s Relating to Free Repair or Replacements	146	15,048	1.0%	1.1%	1.0%	0.8%
% of FP17s Relating to Continuations	106	15,048	0.7%	1.1%	1.0%	0.9%
% of Patients satisfied with the dentistry they have received	11	12	91.7%	94.5%	93.8%	93.2%
% of Patients satisfied with the time they had to wait for an appointment	8	12	66.7%	88.5%	89.4%	88.3%

* This is based on patients treated on this contract for their most recent course of treatment. Figures in italics indicate the base number of FP17s or Patient Questionnaire responses are less than 100. N/A is shown where the base number of responses is less than 10 during the period. % is calculated as Quantity/Base number*100

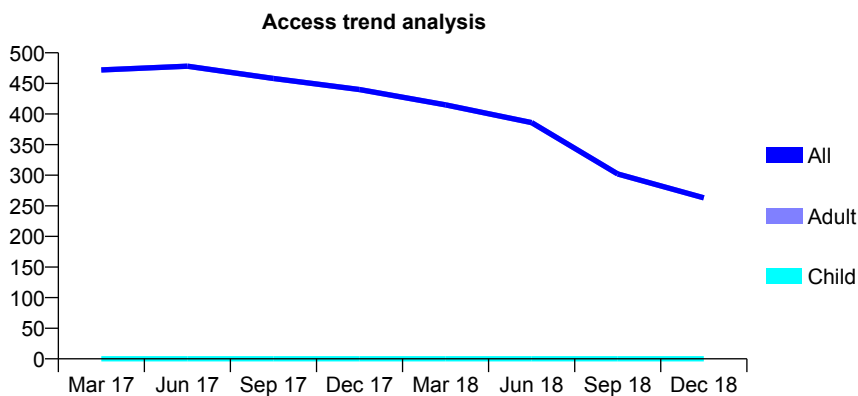
Q51 - Vital Signs At a Glance Contract Report for 749338/0002 - December 2018

Name or company name	Taptonville House Limited
Contract type name	GDS Contract
Purpose of contract	General
Contract start date	01/02/2008
Contract end date	

18/19 Contracted general activity (UDA)	1,322
Carry forward general activity (UDA)	0
18/19 Contracted orthodontic activity (UOA)	0
Carry forward orthodontic activity (UOA)	0
Baseline contract value	£56,168.98

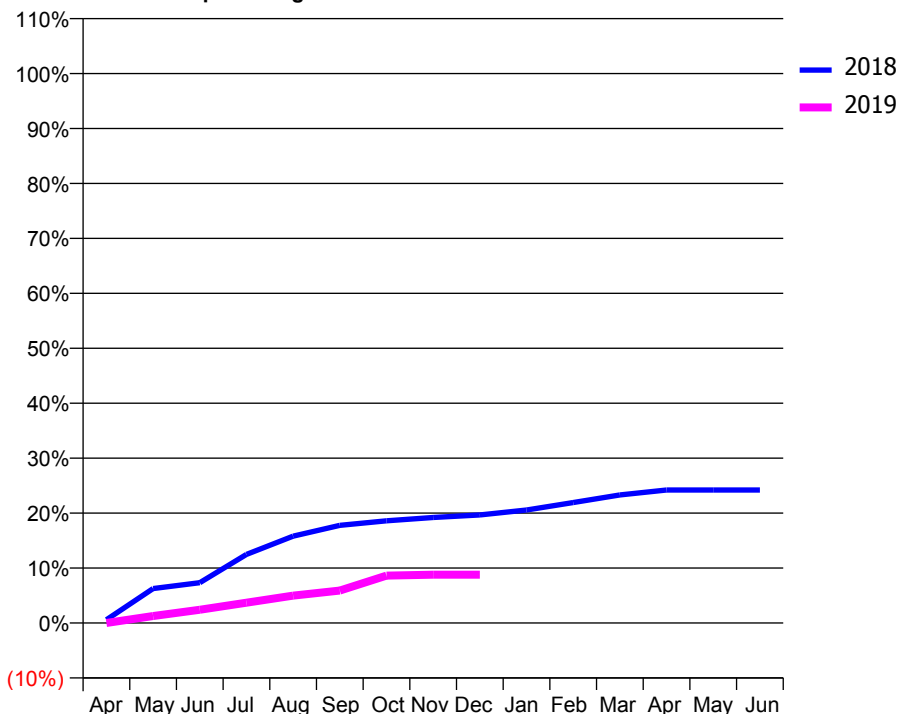
ACCESS*

Patients seen in 24 months	Total	Change since previous quarter
Quarter ending December 2017	440	
Quarter ending March 2018	415	↓
Quarter ending June 2018	386	↓
Quarter ending September 2018	302	↓
Quarter ending December 2018	263	↓
Variance since December 2017	(40.2%)	↓



ACTIVITY

Cumulative percentage of contracted UDA delivered 2018 & 2019



Month	Adjusted Scheduled Activity (UDA)	
	2018	2019
April	8	0
May	83	17
June	97	32
July	165	49
August	209	66
September	235	78
October	246	114
November	254	116
December	260	116
January	272	
February	290	
March	308	
April	320	
May	320	
June	320	

QUALITY

	Quantity	Base Number	Contract	AT	Region	England
% of FP17s for the same patient ID Re-attending within 3 months - Children	0	0	N/A	9.4%	12.3%	11.8%
% of FP17s for the same patient ID Re-attending within 3 months - Adults	2	38	5.3%	13.5%	15.8%	15.6%
% of FP17s for the same patient ID Re-attending between 3 & 9 months - Children	0	0	N/A	60.3%	60.1%	58.8%
% of FP17s for the same patient ID Re-attending between 3 & 9 months - Adults	0	38	0.0%	54.3%	53.3%	51.0%
% of FP17s for Band 1 Urgent Courses	2	37	5.4%	7.3%	9.0%	9.0%
% of FP17s Relating to Free Repair or Replacements	0	37	0.0%	1.1%	1.0%	0.8%
% of FP17s Relating to Continuations	0	37	0.0%	1.1%	1.0%	0.9%
% of Patients satisfied with the dentistry they have received	0	0	N/A	94.5%	93.8%	93.2%
% of Patients satisfied with the time they had to wait for an appointment	0	0	N/A	88.5%	89.4%	88.3%

* This is based on patients treated on this contract for their most recent course of treatment. Figures in italics indicate the base number of FP17s or Patient Questionnaire responses are less than 100. N/A is shown where the base number of responses is less than 10 during the period. % is calculated as Quantity/Base number*100

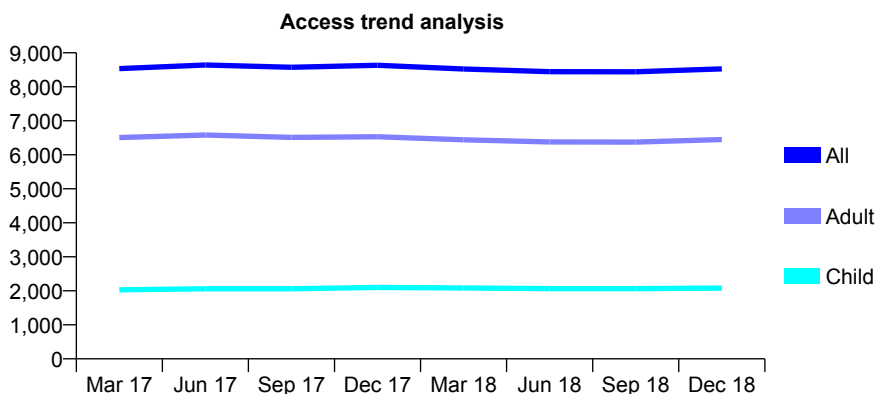
Q51 - Vital Signs At a Glance Contract Report for 803987/0001 - December 2018

Name or company name	MR JM SUMMERFIELD
Contract type name	GDS Contract
Purpose of contract	General
Contract start date	01/04/2006
Contract end date	

18/19 Contracted general activity (UDA)	19,605
Carry forward general activity (UDA)	646
18/19 Contracted orthodontic activity (UOA)	0
Carry forward orthodontic activity (UOA)	0
Baseline contract value	£445,463.67

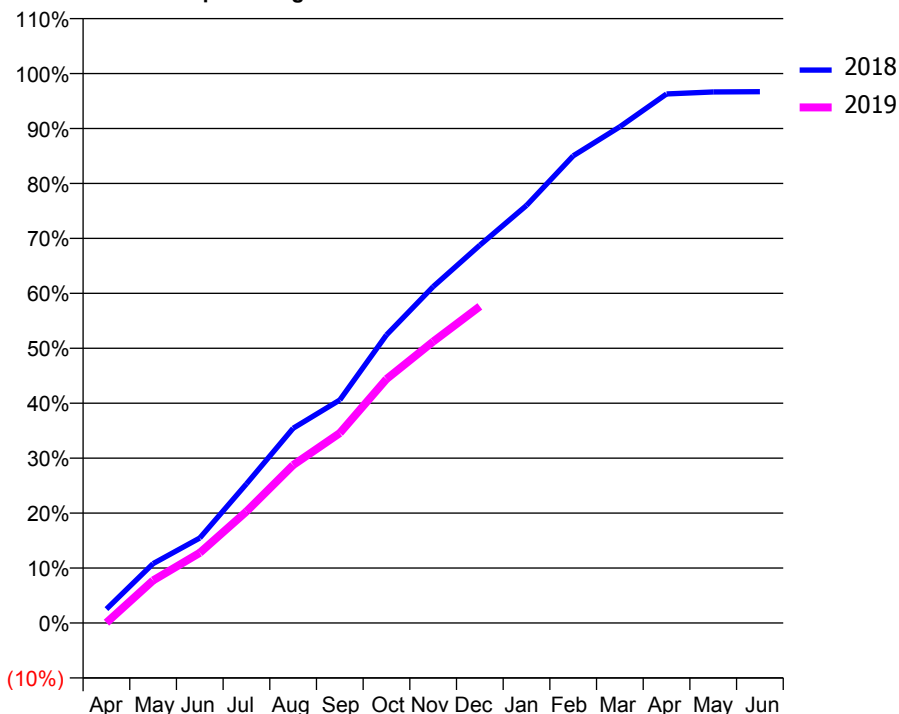
ACCESS*

Patients seen in 24 months	Total	Change since previous quarter
Quarter ending December 2017	8,632	
Quarter ending March 2018	8,525	↓
Quarter ending June 2018	8,444	→
Quarter ending September 2018	8,441	→
Quarter ending December 2018	8,528	→
Variance since December 2017	(1.2%)	↓



ACTIVITY

Cumulative percentage of contracted UDA delivered 2018 & 2019



Month	Adjusted Scheduled Activity (UDA)	
	2018	2019
April	497	11
May	2,121	1,521
June	3,035	2,505
July	4,964	3,979
August	6,951	5,635
September	7,955	6,779
October	10,281	8,706
November	11,999	10,040
December	13,481	11,295
January	14,900	
February	16,666	
March	17,707	
April	18,876	
May	18,949	
June	18,959	

QUALITY

	Quantity	Base Number	Contract	AT	Region	England
% of FP17s for the same patient ID Re-attending within 3 months - Children	103	1,526	6.7%	9.4%	12.3%	11.8%
% of FP17s for the same patient ID Re-attending within 3 months - Adults	773	4,859	15.9%	13.5%	15.8%	15.6%
% of FP17s for the same patient ID Re-attending between 3 & 9 months - Children	506	1,526	33.2%	60.3%	60.1%	58.8%
% of FP17s for the same patient ID Re-attending between 3 & 9 months - Adults	1,574	4,859	32.4%	54.3%	53.3%	51.0%
% of FP17s for Band 1 Urgent Courses	2,058	5,822	35.3%	7.3%	9.0%	9.0%
% of FP17s Relating to Free Repair or Replacements	49	5,822	0.8%	1.1%	1.0%	0.8%
% of FP17s Relating to Continuations	16	5,822	0.3%	1.1%	1.0%	0.9%
% of Patients satisfied with the dentistry they have received	18	19	94.7%	94.5%	93.8%	93.2%
% of Patients satisfied with the time they had to wait for an appointment	17	19	89.5%	88.5%	89.4%	88.3%

* This is based on patients treated on this contract for their most recent course of treatment. Figures in italics indicate the base number of FP17s or Patient Questionnaire responses are less than 100. N/A is shown where the base number of responses is less than 10 during the period. % is calculated as Quantity/Base number*100

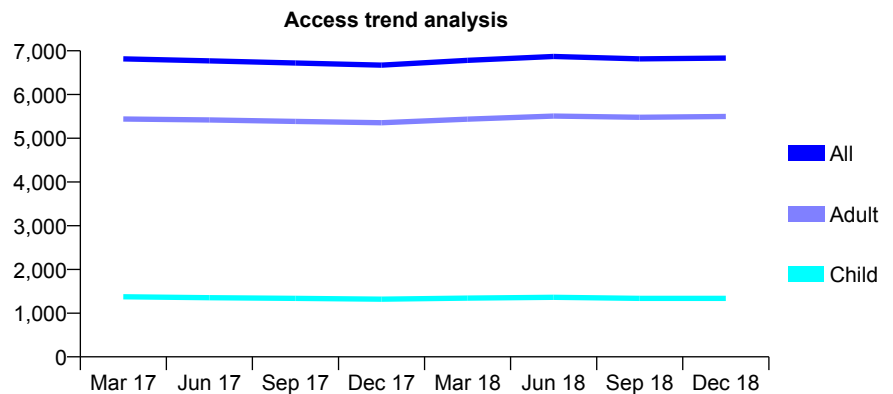
Q51 - Vital Signs At a Glance Contract Report for 813192/0001 - December 2018

Name or company name	MR WM AZAM
Contract type name	GDS Contract
Purpose of contract	General
Contract start date	01/04/2006
Contract end date	

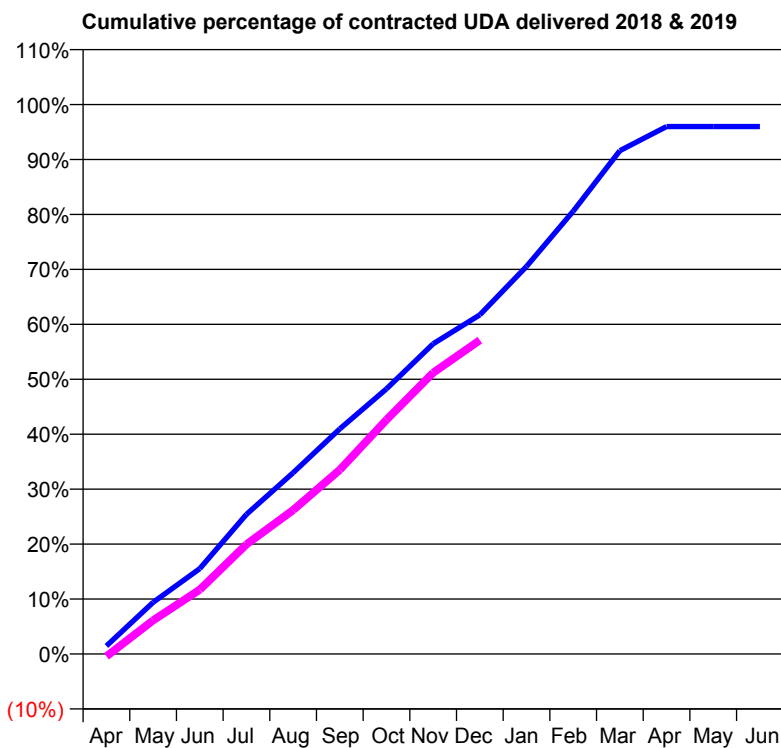
18/19 Contracted general activity (UDA)	20,808
Carry forward general activity (UDA)	836
18/19 Contracted orthodontic activity (UOA)	0
Carry forward orthodontic activity (UOA)	0
Baseline contract value	£691,631.58

ACCESS*

Patients seen in 24 months	Total	Change since previous quarter
Quarter ending December 2017	6,671	
Quarter ending March 2018	6,781	→
Quarter ending June 2018	6,869	→
Quarter ending September 2018	6,815	→
Quarter ending December 2018	6,835	→
Variance since December 2017	2.5%	↑



ACTIVITY



Month	Adjusted Scheduled Activity (UDA)	
	2018	2019
April	306	-92
May	1,957	1,273
June	3,235	2,436
July	5,291	4,154
August	6,865	5,451
September	8,526	6,974
October	10,040	8,868
November	11,748	10,650
December	12,843	11,883
January	14,674	
February	16,765	
March	19,058	
April	19,971	
May	19,971	
June	19,972	

QUALITY

	Quantity	Base Number	Contract	AT	Region	England
% of FP17s for the same patient ID Re-attending within 3 months - Children	65	1,342	4.8%	9.4%	12.3%	11.8%
% of FP17s for the same patient ID Re-attending within 3 months - Adults	528	5,477	9.6%	13.5%	15.8%	15.6%
% of FP17s for the same patient ID Re-attending between 3 & 9 months - Children	762	1,342	56.8%	60.3%	60.1%	58.8%
% of FP17s for the same patient ID Re-attending between 3 & 9 months - Adults	3,037	5,477	55.5%	54.3%	53.3%	51.0%
% of FP17s for Band 1 Urgent Courses	432	6,468	6.7%	7.3%	9.0%	9.0%
% of FP17s Relating to Free Repair or Replacements	51	6,468	0.8%	1.1%	1.0%	0.8%
% of FP17s Relating to Continuations	87	6,468	1.3%	1.1%	1.0%	0.9%
% of Patients satisfied with the dentistry they have received	5	5	N/A	94.5%	93.8%	93.2%
% of Patients satisfied with the time they had to wait for an appointment	4	5	N/A	88.5%	89.4%	88.3%

* This is based on patients treated on this contract for their most recent course of treatment. Figures in italics indicate the base number of FP17s or Patient Questionnaire responses are less than 100. N/A is shown where the base number of responses is less than 10 during the period. % is calculated as Quantity/Base number*100

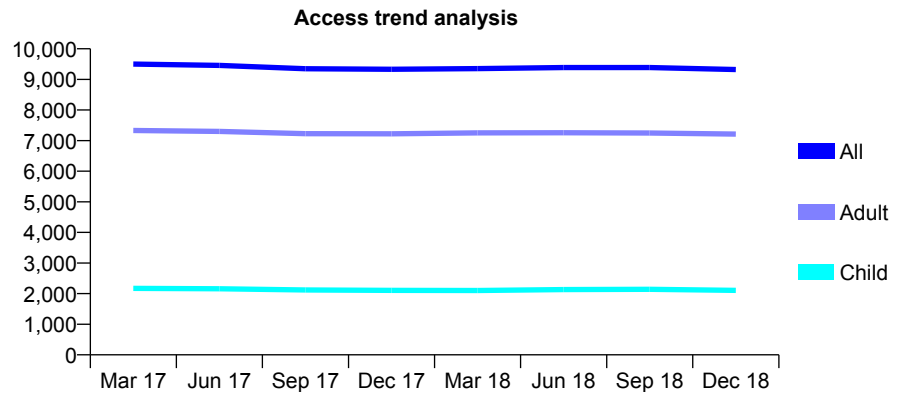
Q51 - Vital Signs At a Glance Contract Report for 813737/0001 - December 2018

Name or company name	MR KO DAVIES
Contract type name	GDS Contract
Purpose of contract	General
Contract start date	05/05/2006
Contract end date	

18/19 Contracted general activity (UDA)	29,000
Carry forward general activity (UDA)	0
18/19 Contracted orthodontic activity (UOA)	0
Carry forward orthodontic activity (UOA)	0
Baseline contract value	£825,136.36

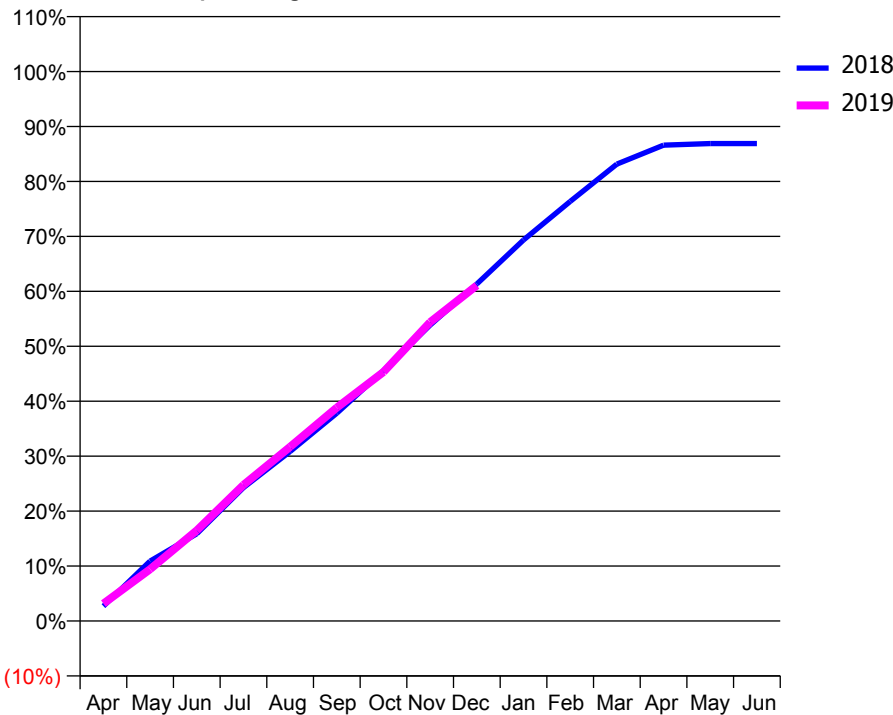
ACCESS*

Patients seen in 24 months	Total	Change since previous quarter
Quarter ending December 2017	9,331	
Quarter ending March 2018	9,353	→
Quarter ending June 2018	9,387	→
Quarter ending September 2018	9,387	→
Quarter ending December 2018	9,322	→
Variance since December 2017	(0.1%)	→



ACTIVITY

Cumulative percentage of contracted UDA delivered 2018 & 2019



Month	Adjusted Scheduled Activity (UDA)	
	2018	2019
April	785	917
May	3,163	2,735
June	4,608	4,782
July	7,038	7,182
August	8,950	9,196
September	10,970	11,264
October	13,213	13,139
November	15,623	15,772
December	17,790	17,710
January	20,108	
February	22,145	
March	24,112	
April	25,113	
May	25,194	
June	25,199	

QUALITY

	Quantity	Base Number	Contract	AT	Region	England
% of FP17s for the same patient ID Re-attending within 3 months - Children	200	2,351	8.5%	9.4%	12.3%	11.8%
% of FP17s for the same patient ID Re-attending within 3 months - Adults	1,122	7,850	14.3%	13.5%	15.8%	15.6%
% of FP17s for the same patient ID Re-attending between 3 & 9 months - Children	1,430	2,351	60.8%	60.3%	60.1%	58.8%
% of FP17s for the same patient ID Re-attending between 3 & 9 months - Adults	4,674	7,850	59.5%	54.3%	53.3%	51.0%
% of FP17s for Band 1 Urgent Courses	502	9,194	5.5%	7.3%	9.0%	9.0%
% of FP17s Relating to Free Repair or Replacements	275	9,194	3.0%	1.1%	1.0%	0.8%
% of FP17s Relating to Continuations	132	9,194	1.4%	1.1%	1.0%	0.9%
% of Patients satisfied with the dentistry they have received	3	3	N/A	94.5%	93.8%	93.2%
% of Patients satisfied with the time they had to wait for an appointment	3	3	N/A	88.5%	89.4%	88.3%

* This is based on patients treated on this contract for their most recent course of treatment. Figures in italics indicate the base number of FP17s or Patient Questionnaire responses are less than 100. N/A is shown where the base number of responses is less than 10 during the period. % is calculated as Quantity/Base number*100

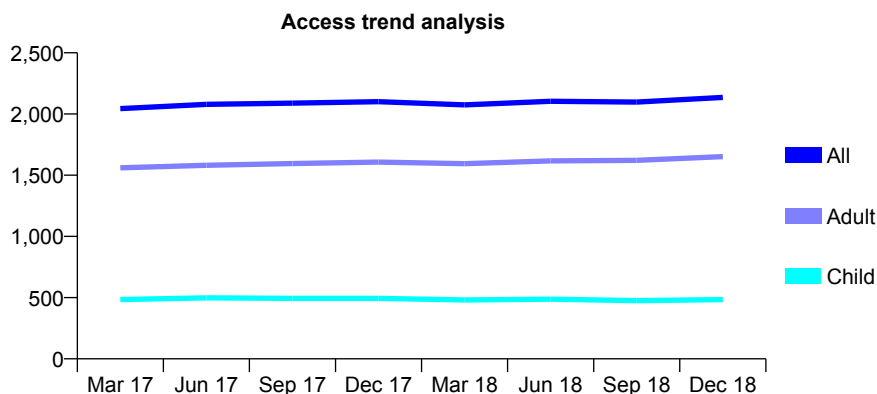
Q51 - Vital Signs At a Glance Contract Report for 822280/0001 - December 2018

Name or company name	MR RN KYNMAN
Contract type name	GDS Contract
Purpose of contract	General
Contract start date	01/04/2006
Contract end date	

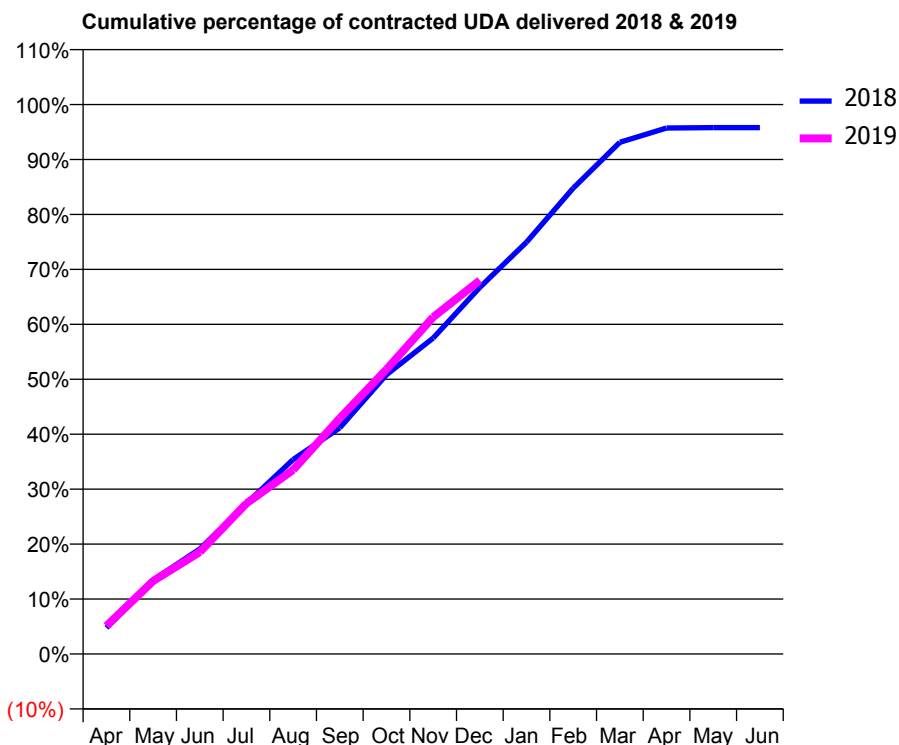
18/19 Contracted general activity (UDA)	5,711
Carry forward general activity (UDA)	-85
18/19 Contracted orthodontic activity (UOA)	0
Carry forward orthodontic activity (UOA)	0
Baseline contract value	£143,643.24

ACCESS*

Patients seen in 24 months	Total	Change since previous quarter
Quarter ending December 2017	2,101	
Quarter ending March 2018	2,075	↓
Quarter ending June 2018	2,104	→
Quarter ending September 2018	2,098	→
Quarter ending December 2018	2,136	→
Variance since December 2017	1.7%	→



ACTIVITY



Month	Adjusted Scheduled Activity (UDA)	
	2018	2019
April	273	292
May	770	759
June	1,091	1,060
July	1,565	1,566
August	2,022	1,913
September	2,351	2,452
October	2,902	2,958
November	3,284	3,502
December	3,811	3,884
January	4,280	
February	4,841	
March	5,318	
April	5,467	
May	5,471	
June	5,471	

QUALITY

	Quantity	Base Number	Contract	AT	Region	England
% of FP17s for the same patient ID Re-attending within 3 months - Children	23	523	4.4%	9.4%	12.3%	11.8%
% of FP17s for the same patient ID Re-attending within 3 months - Adults	169	1,717	9.8%	13.5%	15.8%	15.6%
% of FP17s for the same patient ID Re-attending between 3 & 9 months - Children	370	523	70.7%	60.3%	60.1%	58.8%
% of FP17s for the same patient ID Re-attending between 3 & 9 months - Adults	922	1,717	53.7%	54.3%	53.3%	51.0%
% of FP17s for Band 1 Urgent Courses	121	2,163	5.6%	7.3%	9.0%	9.0%
% of FP17s Relating to Free Repair or Replacements	24	2,163	1.1%	1.1%	1.0%	0.8%
% of FP17s Relating to Continuations	9	2,163	0.4%	1.1%	1.0%	0.9%
% of Patients satisfied with the dentistry they have received	1	1	N/A	94.5%	93.8%	93.2%
% of Patients satisfied with the time they had to wait for an appointment	1	1	N/A	88.5%	89.4%	88.3%

* This is based on patients treated on this contract for their most recent course of treatment. Figures in italics indicate the base number of FP17s or Patient Questionnaire responses are less than 100. N/A is shown where the base number of responses is less than 10 during the period. % is calculated as Quantity/Base number*100

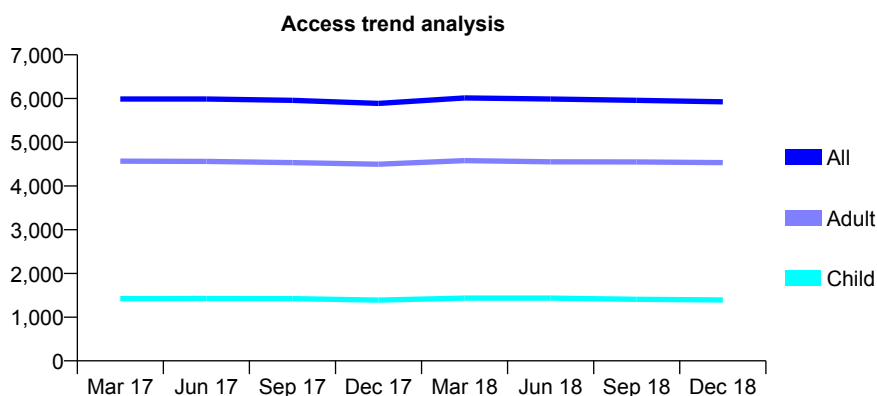
Q51 - Vital Signs At a Glance Contract Report for 822280/0002 - December 2018

Name or company name	MR RN KYNMAN
Contract type name	GDS Contract
Purpose of contract	General
Contract start date	01/04/2006
Contract end date	

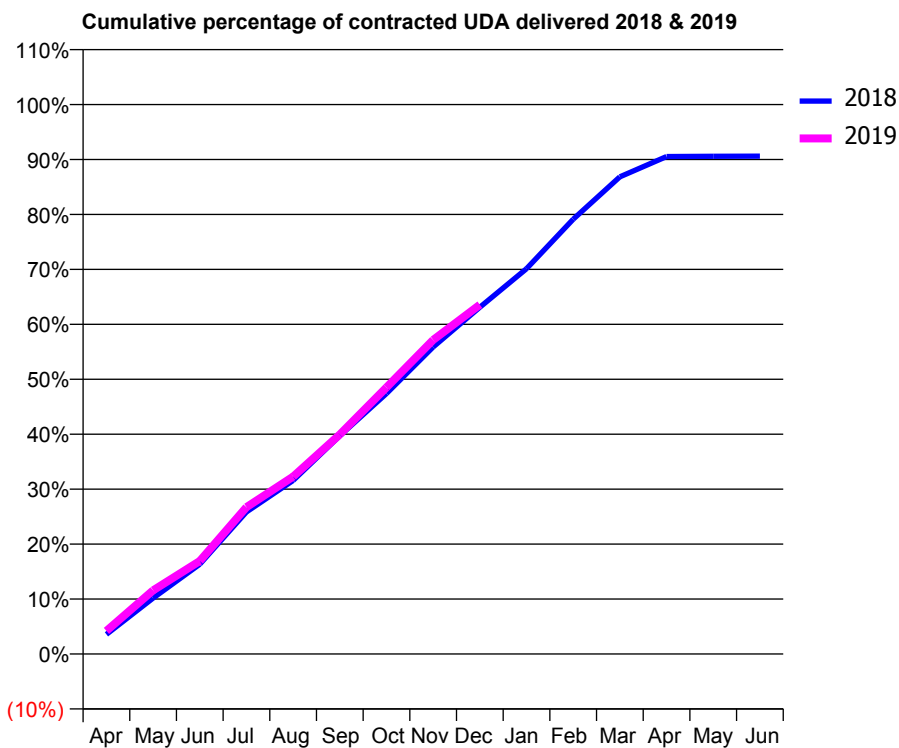
18/19 Contracted general activity (UDA)	18,470
Carry forward general activity (UDA)	0
18/19 Contracted orthodontic activity (UOA)	0
Carry forward orthodontic activity (UOA)	0
Baseline contract value	£435,067.89

ACCESS*

Patients seen in 24 months	Total	Change since previous quarter
Quarter ending December 2017	5,888	
Quarter ending March 2018	6,013	↑
Quarter ending June 2018	5,989	→
Quarter ending September 2018	5,957	→
Quarter ending December 2018	5,926	→
Variance since December 2017	0.6%	→



ACTIVITY



Month	Adjusted Scheduled Activity (UDA)	
	2018	2019
April	661	780
May	1,882	2,139
June	3,018	3,128
July	4,774	4,935
August	5,834	5,963
September	7,333	7,378
October	8,755	8,963
November	10,321	10,557
December	11,657	11,740
January	12,951	
February	14,615	
March	16,040	
April	16,722	
May	16,731	
June	16,733	

QUALITY

	Quantity	Base Number	Contract	AT	Region	England
% of FP17s for the same patient ID Re-attending within 3 months - Children	121	1,716	7.1%	9.4%	12.3%	11.8%
% of FP17s for the same patient ID Re-attending within 3 months - Adults	1,181	6,026	19.6%	13.5%	15.8%	15.6%
% of FP17s for the same patient ID Re-attending between 3 & 9 months - Children	1,226	1,716	71.4%	60.3%	60.1%	58.8%
% of FP17s for the same patient ID Re-attending between 3 & 9 months - Adults	3,622	6,026	60.1%	54.3%	53.3%	51.0%
% of FP17s for Band 1 Urgent Courses	946	7,372	12.8%	7.3%	9.0%	9.0%
% of FP17s Relating to Free Repair or Replacements	75	7,372	1.0%	1.1%	1.0%	0.8%
% of FP17s Relating to Continuations	63	7,372	0.9%	1.1%	1.0%	0.9%
% of Patients satisfied with the dentistry they have received	0	0	N/A	94.5%	93.8%	93.2%
% of Patients satisfied with the time they had to wait for an appointment	0	0	N/A	88.5%	89.4%	88.3%

* This is based on patients treated on this contract for their most recent course of treatment. Figures in italics indicate the base number of FP17s or Patient Questionnaire responses are less than 100. N/A is shown where the base number of responses is less than 10 during the period. % is calculated as Quantity/Base number*100

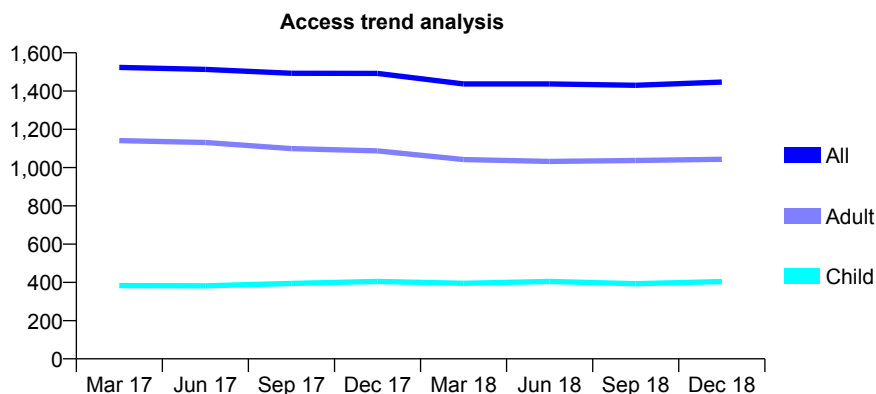
Q51 - Vital Signs At a Glance Contract Report for 835498/0001 - December 2018

Name or company name	MR JA WARDY
Contract type name	GDS Contract
Purpose of contract	General
Contract start date	01/04/2006
Contract end date	

18/19 Contracted general activity (UDA)	6,500
Carry forward general activity (UDA)	0
18/19 Contracted orthodontic activity (UOA)	0
Carry forward orthodontic activity (UOA)	0
Baseline contract value	£181,642.78

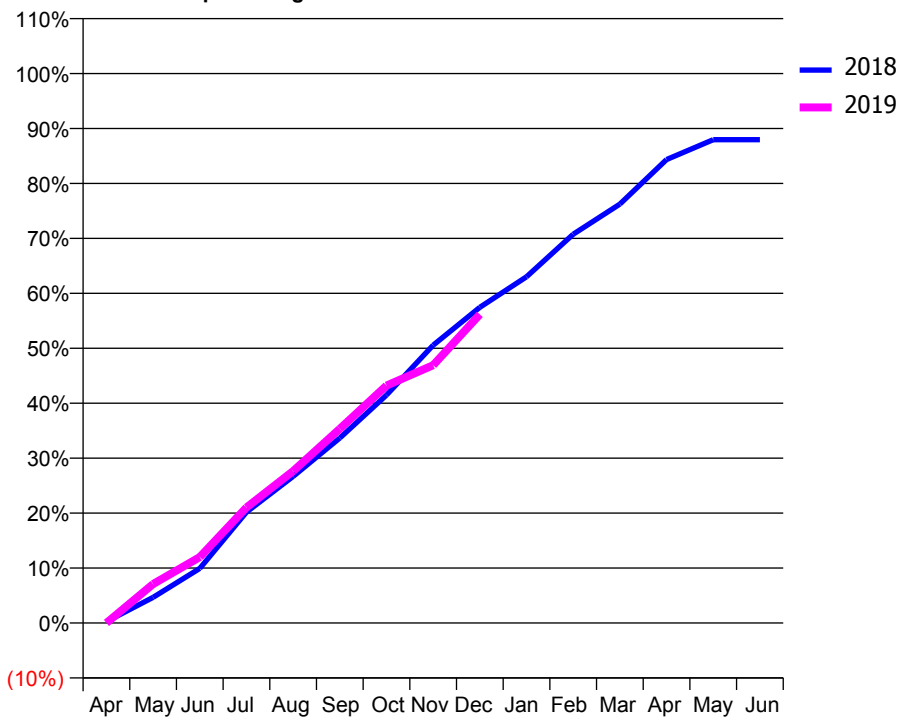
ACCESS*

Patients seen in 24 months	Total	Change since previous quarter
Quarter ending December 2017	1,492	
Quarter ending March 2018	1,437	↓
Quarter ending June 2018	1,437	→
Quarter ending September 2018	1,430	→
Quarter ending December 2018	1,447	→
Variance since December 2017	(3.0%)	↓



ACTIVITY

Cumulative percentage of contracted UDA delivered 2018 & 2019



Month	Adjusted Scheduled Activity (UDA)	
	2018	2019
April	16	0
May	303	461
June	645	779
July	1,312	1,366
August	1,734	1,798
September	2,189	2,298
October	2,697	2,809
November	3,287	3,050
December	3,734	3,651
January	4,096	
February	4,599	
March	4,956	
April	5,481	
May	5,717	
June	5,717	

QUALITY

	Quantity	Base Number	Contract	AT	Region	England
% of FP17s for the same patient ID Re-attending within 3 months - Children	161	630	25.6%	9.4%	12.3%	11.8%
% of FP17s for the same patient ID Re-attending within 3 months - Adults	211	1,165	18.1%	13.5%	15.8%	15.6%
% of FP17s for the same patient ID Re-attending between 3 & 9 months - Children	350	630	55.6%	60.3%	60.1%	58.8%
% of FP17s for the same patient ID Re-attending between 3 & 9 months - Adults	591	1,165	50.7%	54.3%	53.3%	51.0%
% of FP17s for Band 1 Urgent Courses	114	1,544	7.4%	7.3%	9.0%	9.0%
% of FP17s Relating to Free Repair or Replacements	21	1,544	1.4%	1.1%	1.0%	0.8%
% of FP17s Relating to Continuations	23	1,544	1.5%	1.1%	1.0%	0.9%
% of Patients satisfied with the dentistry they have received	0	1	N/A	94.5%	93.8%	93.2%
% of Patients satisfied with the time they had to wait for an appointment	1	1	N/A	88.5%	89.4%	88.3%

* This is based on patients treated on this contract for their most recent course of treatment. Figures in italics indicate the base number of FP17s or Patient Questionnaire responses are less than 100. N/A is shown where the base number of responses is less than 10 during the period. % is calculated as Quantity/Base number*100

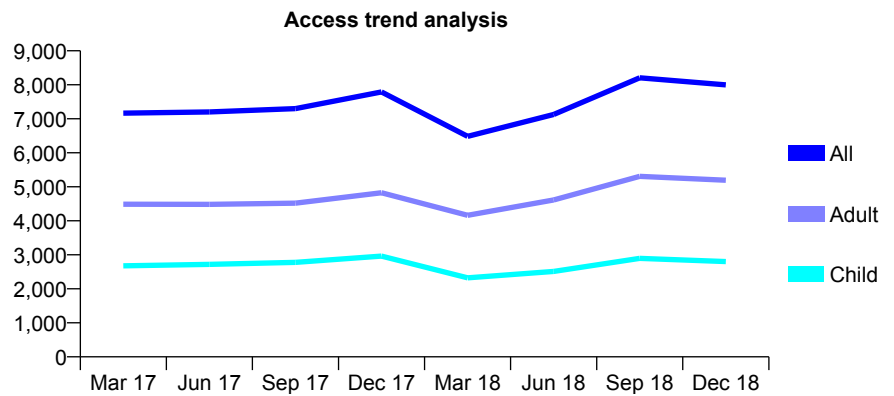
Q51 - Vital Signs At a Glance Contract Report for 848131/0001 - December 2018

Name or company name	V. Orliaklis Limited
Contract type name	GDS Contract
Purpose of contract	General
Contract start date	01/04/2006
Contract end date	

18/19 Contracted general activity (UDA)	19,582
Carry forward general activity (UDA)	-392
18/19 Contracted orthodontic activity (UOA)	0
Carry forward orthodontic activity (UOA)	0
Baseline contract value	£603,978.51

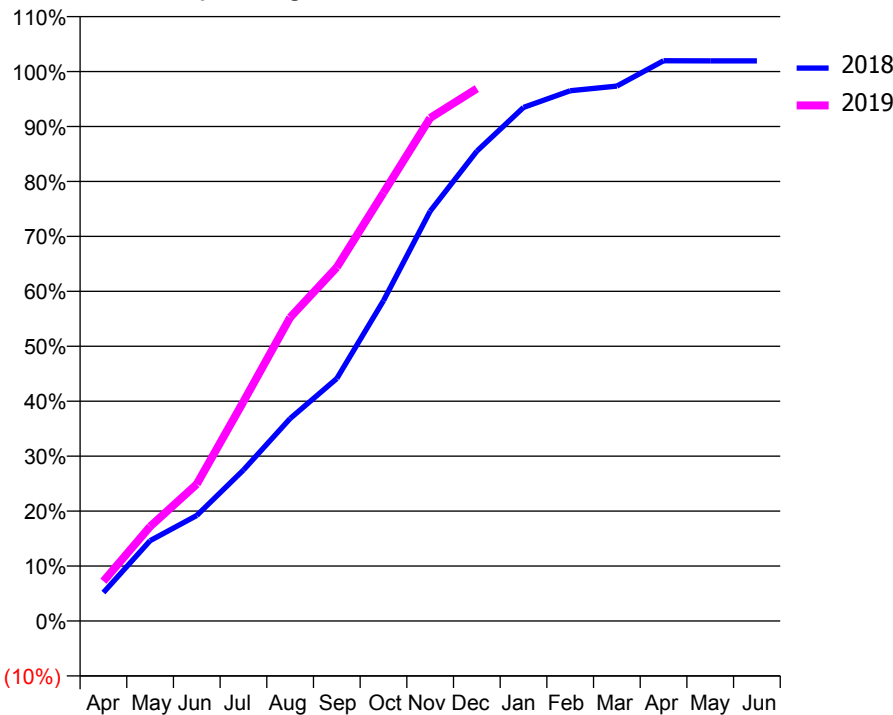
ACCESS*

Patients seen in 24 months	Total	Change since previous quarter
Quarter ending December 2017	7,789	
Quarter ending March 2018	6,485	↓
Quarter ending June 2018	7,126	↑
Quarter ending September 2018	8,205	↑
Quarter ending December 2018	7,997	↓
Variance since December 2017	2.7%	↑



ACTIVITY

Cumulative percentage of contracted UDA delivered 2018 & 2019



Month	Adjusted Scheduled Activity (UDA)	
	2018	2019
April	1,016	1,417
May	2,864	3,369
June	3,761	4,880
July	5,382	7,819
August	7,218	10,820
September	8,640	12,604
October	11,417	15,262
November	14,607	17,926
December	16,745	18,971
January	18,303	
February	18,896	
March	19,062	
April	19,966	
May	19,961	
June	19,961	

QUALITY

	Quantity	Base Number	Contract	AT	Region	England
% of FP17s for the same patient ID Re-attending within 3 months - Children	232	3,669	6.3%	9.4%	12.3%	11.8%
% of FP17s for the same patient ID Re-attending within 3 months - Adults	686	6,288	10.9%	13.5%	15.8%	15.6%
% of FP17s for the same patient ID Re-attending between 3 & 9 months - Children	1,843	3,669	50.2%	60.3%	60.1%	58.8%
% of FP17s for the same patient ID Re-attending between 3 & 9 months - Adults	2,759	6,288	43.9%	54.3%	53.3%	51.0%
% of FP17s for Band 1 Urgent Courses	515	9,032	5.7%	7.3%	9.0%	9.0%
% of FP17s Relating to Free Repair or Replacements	30	9,032	0.3%	1.1%	1.0%	0.8%
% of FP17s Relating to Continuations	24	9,032	0.3%	1.1%	1.0%	0.9%
% of Patients satisfied with the dentistry they have received	0	0	N/A	94.5%	93.8%	93.2%
% of Patients satisfied with the time they had to wait for an appointment	0	0	N/A	88.5%	89.4%	88.3%

* This is based on patients treated on this contract for their most recent course of treatment. Figures in italics indicate the base number of FP17s or Patient Questionnaire responses are less than 100. N/A is shown where the base number of responses is less than 10 during the period. % is calculated as Quantity/Base number*100

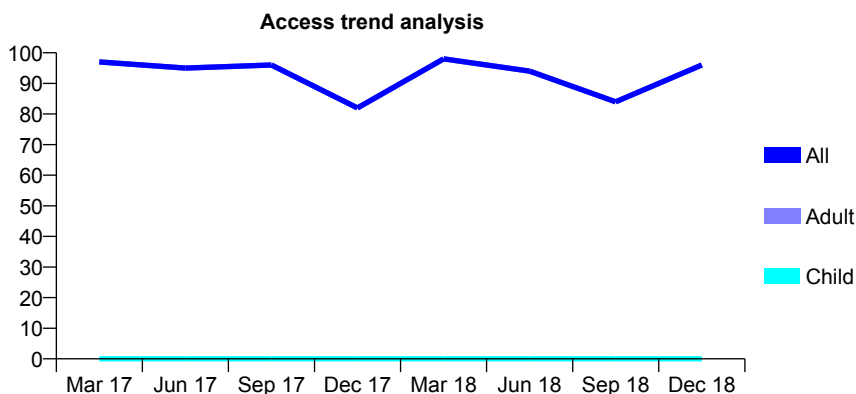
Q51 - Vital Signs At a Glance Contract Report for 848131/0002 - December 2018

Name or company name	V. Orliaklis Limited
Contract type name	GDS Contract
Purpose of contract	General
Contract start date	01/04/2008
Contract end date	

18/19 Contracted general activity (UDA)	450
Carry forward general activity (UDA)	0
18/19 Contracted orthodontic activity (UOA)	0
Carry forward orthodontic activity (UOA)	0
Baseline contract value	£27,852.46

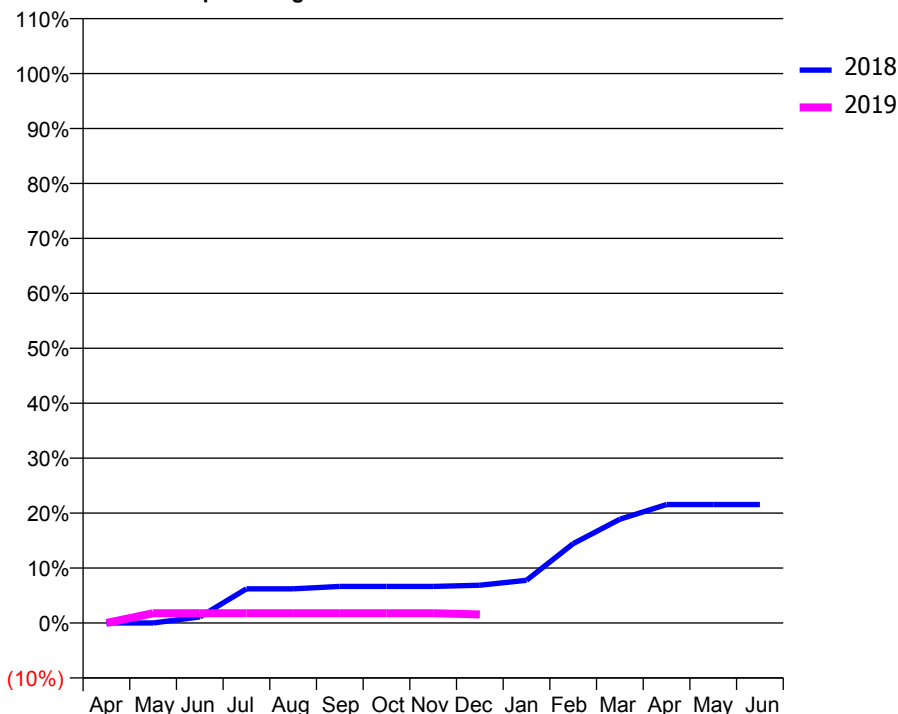
ACCESS*

Patients seen in 24 months	Total	Change since previous quarter
Quarter ending December 2017	82	
Quarter ending March 2018	98	↑
Quarter ending June 2018	94	↓
Quarter ending September 2018	84	↓
Quarter ending December 2018	96	↑
Variance since December 2017	17.1%	↑



ACTIVITY

Cumulative percentage of contracted UDA delivered 2018 & 2019



Adjusted Scheduled Activity (UDA)

Month	2018	2019
April	0	0
May	0	8
June	5	8
July	28	8
August	28	8
September	30	8
October	30	8
November	30	8
December	31	7
January	35	
February	65	
March	85	
April	97	
May	97	
June	97	

QUALITY

	Quantity	Base Number	Contract	AT	Region	England
% of FP17s for the same patient ID Re-attending within 3 months - Children	0	0	N/A	9.4%	12.3%	11.8%
% of FP17s for the same patient ID Re-attending within 3 months - Adults	1	35	2.9%	13.5%	15.8%	15.6%
% of FP17s for the same patient ID Re-attending between 3 & 9 months - Children	0	0	N/A	60.3%	60.1%	58.8%
% of FP17s for the same patient ID Re-attending between 3 & 9 months - Adults	1	35	2.9%	54.3%	53.3%	51.0%
% of FP17s for Band 1 Urgent Courses	0	23	0.0%	7.3%	9.0%	9.0%
% of FP17s Relating to Free Repair or Replacements	0	23	0.0%	1.1%	1.0%	0.8%
% of FP17s Relating to Continuations	0	23	0.0%	1.1%	1.0%	0.9%
% of Patients satisfied with the dentistry they have received	0	0	N/A	94.5%	93.8%	93.2%
% of Patients satisfied with the time they had to wait for an appointment	0	0	N/A	88.5%	89.4%	88.3%

* This is based on patients treated on this contract for their most recent course of treatment. Figures in italics indicate the base number of FP17s or Patient Questionnaire responses are less than 100. N/A is shown where the base number of responses is less than 10 during the period. % is calculated as Quantity/Base number*100

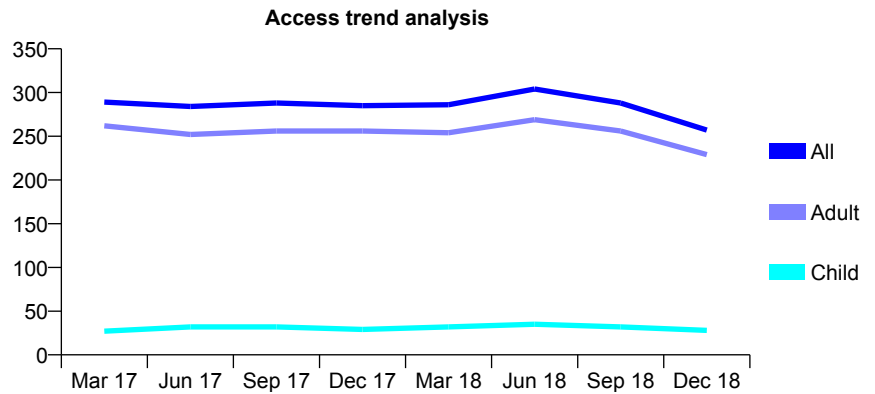
Q51 - Vital Signs At a Glance Contract Report for 848131/0004 - December 2018

Name or company name	V Orliaklis and S Giannetopoulos
Contract type name	PDS Plus Contract
Purpose of contract	General
Contract start date	01/02/2011
Contract end date	30/09/2019

18/19 Contracted general activity (UDA)	2,000
Carry forward general activity (UDA)	0
18/19 Contracted orthodontic activity (UOA)	0
Carry forward orthodontic activity (UOA)	0
Baseline contract value	£129,012.72

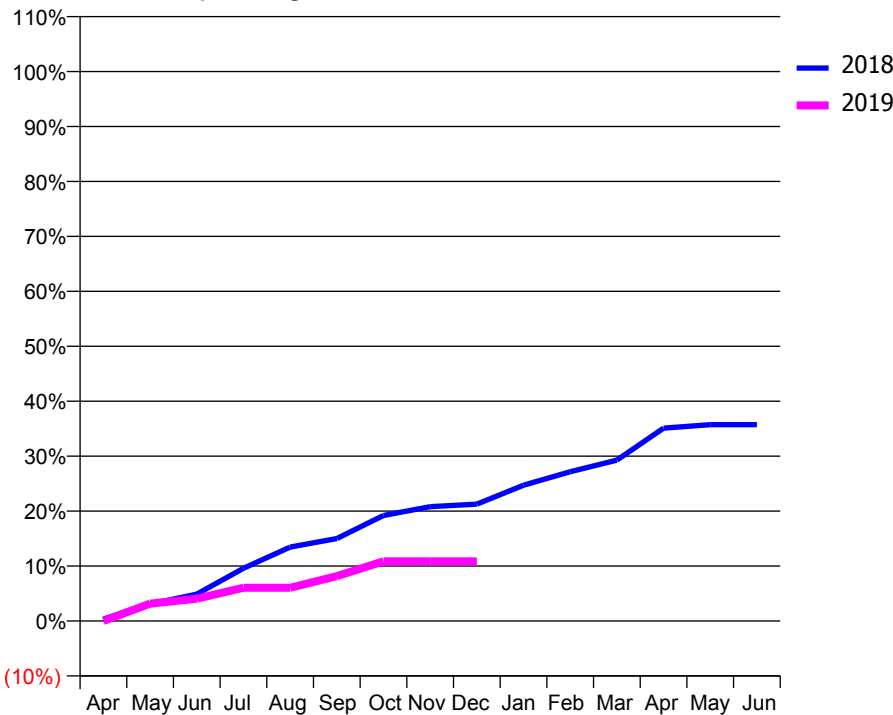
ACCESS*

Patients seen in 24 months	Total	Change since previous quarter
Quarter ending December 2017	285	
Quarter ending March 2018	286	→
Quarter ending June 2018	304	↑
Quarter ending September 2018	288	↓
Quarter ending December 2018	257	↓
Variance since December 2017	(9.8%)	↓



ACTIVITY

Cumulative percentage of contracted UDA delivered 2018 & 2019



Month	Adjusted Scheduled Activity (UDA)	
	2018	2019
April	7	0
May	62	63
June	98	81
July	192	121
August	269	121
September	300	163
October	384	217
November	416	217
December	425	217
January	494	
February	543	
March	586	
April	702	
May	715	
June	715	

QUALITY

	Quantity	Base Number	Contract	AT	Region	England
% of FP17s for the same patient ID Re-attending within 3 months - Children	2	29	6.9%	9.4%	12.3%	11.8%
% of FP17s for the same patient ID Re-attending within 3 months - Adults	13	152	8.6%	13.5%	15.8%	15.6%
% of FP17s for the same patient ID Re-attending between 3 & 9 months - Children	10	29	34.5%	60.3%	60.1%	58.8%
% of FP17s for the same patient ID Re-attending between 3 & 9 months - Adults	77	152	50.7%	54.3%	53.3%	51.0%
% of FP17s for Band 1 Urgent Courses	2	129	1.6%	7.3%	9.0%	9.0%
% of FP17s Relating to Free Repair or Replacements	0	129	0.0%	1.1%	1.0%	0.8%
% of FP17s Relating to Continuations	0	129	0.0%	1.1%	1.0%	0.9%
% of Patients satisfied with the dentistry they have received	1	1	N/A	94.5%	93.8%	93.2%
% of Patients satisfied with the time they had to wait for an appointment	1	1	N/A	88.5%	89.4%	88.3%

* This is based on patients treated on this contract for their most recent course of treatment. Figures in italics indicate the base number of FP17s or Patient Questionnaire responses are less than 100. N/A is shown where the base number of responses is less than 10 during the period. % is calculated as Quantity/Base number*100

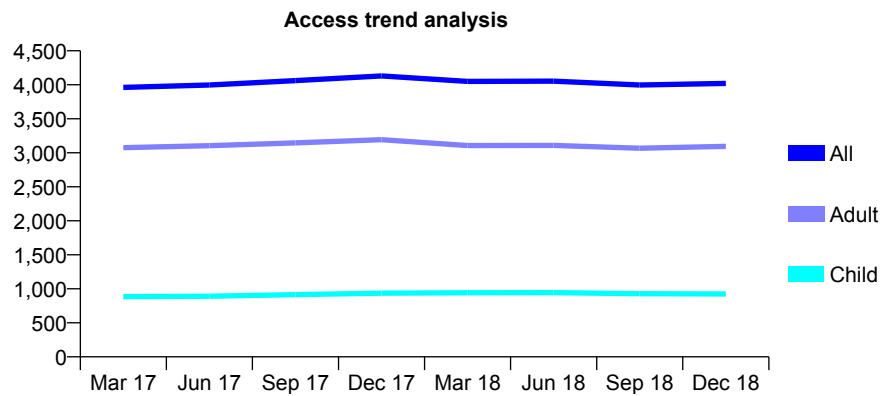
Q51 - Vital Signs At a Glance Contract Report for 855650/0003 - December 2018

Name or company name	MISS F ARDABILI
Contract type name	GDS Contract
Purpose of contract	General
Contract start date	01/01/2012
Contract end date	

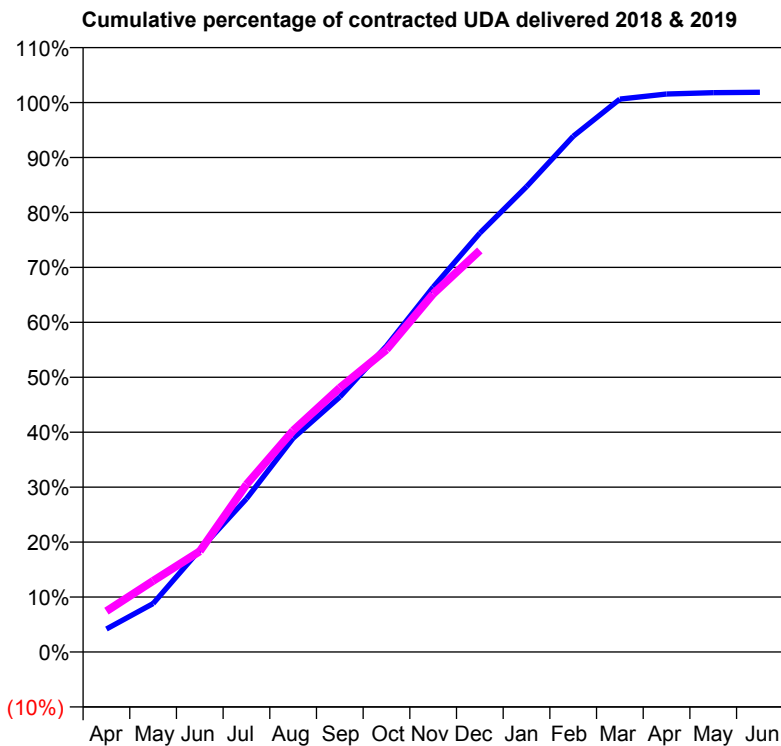
18/19 Contracted general activity (UDA)	11,500
Carry forward general activity (UDA)	-213
18/19 Contracted orthodontic activity (UOA)	0
Carry forward orthodontic activity (UOA)	0
Baseline contract value	£305,198.47

ACCESS*

Patients seen in 24 months	Total	Change since previous quarter
Quarter ending December 2017	4,130	
Quarter ending March 2018	4,050	↓
Quarter ending June 2018	4,053	→
Quarter ending September 2018	3,997	↓
Quarter ending December 2018	4,021	→
Variance since December 2017	(2.6%)	↓



ACTIVITY



Month	Adjusted Scheduled Activity (UDA)	
	2018	2019
April	481	855
May	1,013	1,488
June	2,140	2,109
July	3,207	3,506
August	4,475	4,635
September	5,337	5,529
October	6,405	6,327
November	7,638	7,493
December	8,768	8,405
January	9,738	
February	10,794	
March	11,573	
April	11,679	
May	11,706	
June	11,713	

QUALITY

	Quantity	Base Number	Contract	AT	Region	England
% of FP17s for the same patient ID Re-attending within 3 months - Children	74	882	8.4%	9.4%	12.3%	11.8%
% of FP17s for the same patient ID Re-attending within 3 months - Adults	360	2,910	12.4%	13.5%	15.8%	15.6%
% of FP17s for the same patient ID Re-attending between 3 & 9 months - Children	395	882	44.8%	60.3%	60.1%	58.8%
% of FP17s for the same patient ID Re-attending between 3 & 9 months - Adults	1,408	2,910	48.4%	54.3%	53.3%	51.0%
% of FP17s for Band 1 Urgent Courses	212	3,689	5.7%	7.3%	9.0%	9.0%
% of FP17s Relating to Free Repair or Replacements	71	3,689	1.9%	1.1%	1.0%	0.8%
% of FP17s Relating to Continuations	28	3,689	0.8%	1.1%	1.0%	0.9%
% of Patients satisfied with the dentistry they have received	1	1	N/A	94.5%	93.8%	93.2%
% of Patients satisfied with the time they had to wait for an appointment	1	1	N/A	88.5%	89.4%	88.3%

* This is based on patients treated on this contract for their most recent course of treatment. Figures in italics indicate the base number of FP17s or Patient Questionnaire responses are less than 100. N/A is shown where the base number of responses is less than 10 during the period. % is calculated as Quantity/Base number*100

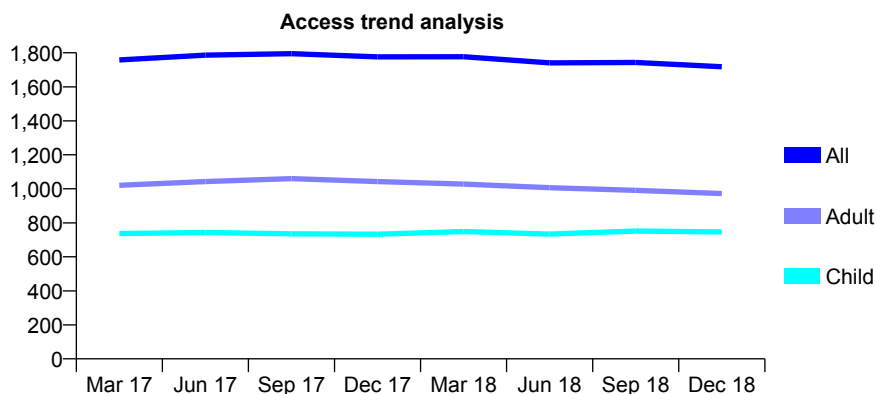
Q51 - Vital Signs At a Glance Contract Report for 855650/0004 - December 2018

Name or company name	MISS F ARDABILI
Contract type name	GDS Contract
Purpose of contract	General
Contract start date	01/10/2014
Contract end date	

18/19 Contracted general activity (UDA)	2,042
Carry forward general activity (UDA)	-27
18/19 Contracted orthodontic activity (UOA)	0
Carry forward orthodontic activity (UOA)	0
Baseline contract value	£54,192.62

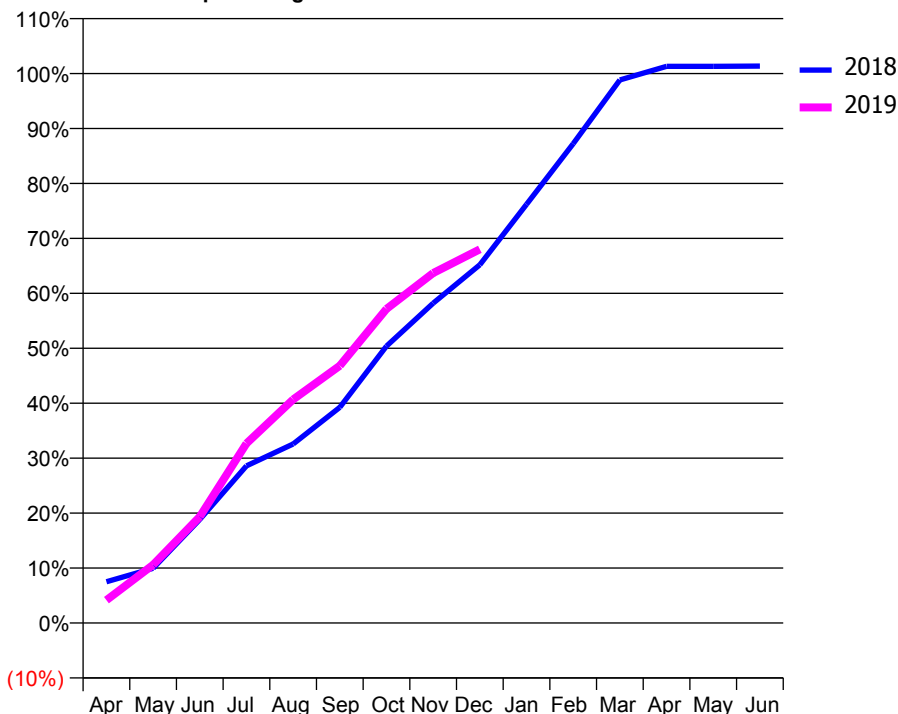
ACCESS*

Patients seen in 24 months	Total	Change since previous quarter
Quarter ending December 2017	1,776	
Quarter ending March 2018	1,777	→
Quarter ending June 2018	1,741	↓
Quarter ending September 2018	1,743	→
Quarter ending December 2018	1,718	↓
Variance since December 2017	(3.3%)	↓



ACTIVITY

Cumulative percentage of contracted UDA delivered 2018 & 2019



Month	Adjusted Scheduled Activity (UDA)	
	2018	2019
April	153	85
May	204	216
June	385	395
July	584	667
August	665	831
September	802	956
October	1,029	1,167
November	1,189	1,301
December	1,331	1,389
January	1,556	
February	1,781	
March	2,018	
April	2,068	
May	2,068	
June	2,069	

QUALITY

	Quantity	Base Number	Contract	AT	Region	England
% of FP17s for the same patient ID Re-attending within 3 months - Children	22	745	3.0%	9.4%	12.3%	11.8%
% of FP17s for the same patient ID Re-attending within 3 months - Adults	41	751	5.5%	13.5%	15.8%	15.6%
% of FP17s for the same patient ID Re-attending between 3 & 9 months - Children	431	745	57.9%	60.3%	60.1%	58.8%
% of FP17s for the same patient ID Re-attending between 3 & 9 months - Adults	394	751	52.5%	54.3%	53.3%	51.0%
% of FP17s for Band 1 Urgent Courses	24	840	2.9%	7.3%	9.0%	9.0%
% of FP17s Relating to Free Repair or Replacements	2	840	0.2%	1.1%	1.0%	0.8%
% of FP17s Relating to Continuations	9	840	1.1%	1.1%	1.0%	0.9%
% of Patients satisfied with the dentistry they have received	0	0	N/A	94.5%	93.8%	93.2%
% of Patients satisfied with the time they had to wait for an appointment	0	0	N/A	88.5%	89.4%	88.3%

* This is based on patients treated on this contract for their most recent course of treatment. Figures in italics indicate the base number of FP17s or Patient Questionnaire responses are less than 100. N/A is shown where the base number of responses is less than 10 during the period. % is calculated as Quantity/Base number*100

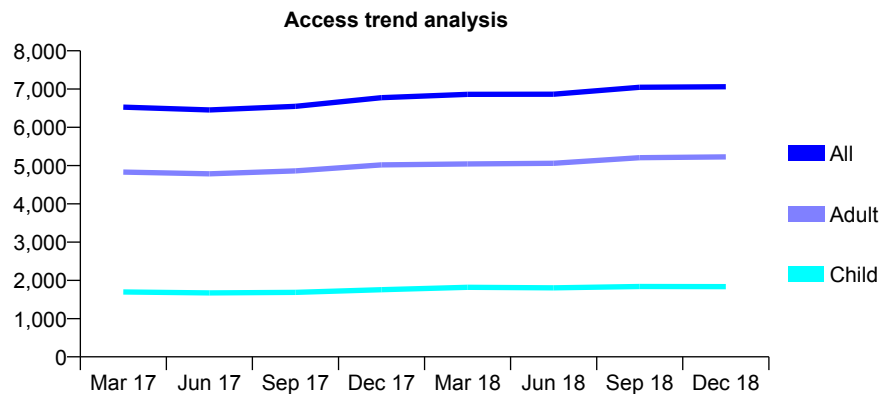
Q51 - Vital Signs At a Glance Contract Report for 916889/0001 - December 2018

Name or company name	MR SG EMMS
Contract type name	GDS Contract
Purpose of contract	General and Orthodontic
Contract start date	01/04/2006
Contract end date	

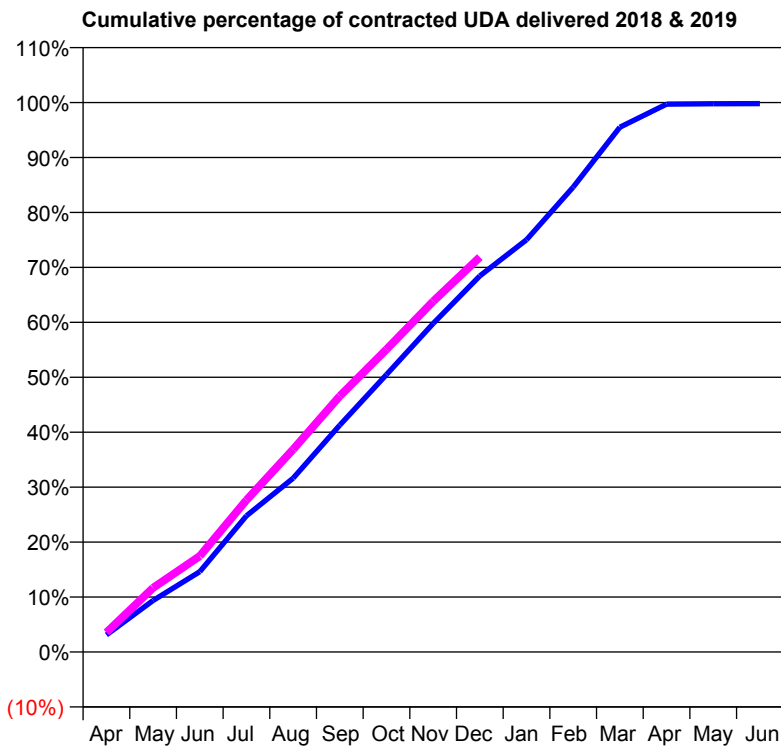
18/19 Contracted general activity (UDA)	16,671
Carry forward general activity (UDA)	33
18/19 Contracted orthodontic activity (UOA)	525
Carry forward orthodontic activity (UOA)	-11
Baseline contract value	£520,155.61

ACCESS*

Patients seen in 24 months	Total	Change since previous quarter
Quarter ending December 2017	6,774	
Quarter ending March 2018	6,861	→
Quarter ending June 2018	6,866	→
Quarter ending September 2018	7,046	↑
Quarter ending December 2018	7,062	→
Variance since December 2017	4.3%	↑



ACTIVITY



Month	Adjusted Scheduled Activity (UDA)	
	2018	2019
April	522	592
May	1,564	1,946
June	2,437	2,913
July	4,131	4,612
August	5,274	6,145
September	6,883	7,764
October	8,416	9,182
November	9,965	10,636
December	11,409	11,981
January	12,505	
February	14,106	
March	15,923	
April	16,619	
May	16,632	
June	16,638	

QUALITY

	Quantity	Base Number	Contract	AT	Region	England
% of FP17s for the same patient ID Re-attending within 3 months - Children	228	2,009	11.3%	9.4%	12.3%	11.8%
% of FP17s for the same patient ID Re-attending within 3 months - Adults	837	5,270	15.9%	13.5%	15.8%	15.6%
% of FP17s for the same patient ID Re-attending between 3 & 9 months - Children	1,060	2,009	52.8%	60.3%	60.1%	58.8%
% of FP17s for the same patient ID Re-attending between 3 & 9 months - Adults	2,450	5,270	46.5%	54.3%	53.3%	51.0%
% of FP17s for Band 1 Urgent Courses	514	6,356	8.1%	7.3%	9.0%	9.0%
% of FP17s Relating to Free Repair or Replacements	45	6,356	0.7%	1.1%	1.0%	0.8%
% of FP17s Relating to Continuations	23	6,356	0.4%	1.1%	1.0%	0.9%
% of Patients satisfied with the dentistry they have received	3	3	N/A	94.5%	93.8%	93.2%
% of Patients satisfied with the time they had to wait for an appointment	2	3	N/A	88.5%	89.4%	88.3%

* This is based on patients treated on this contract for their most recent course of treatment. Figures in italics indicate the base number of FP17s or Patient Questionnaire responses are less than 100. N/A is shown where the base number of responses is less than 10 during the period. % is calculated as Quantity/Base number*100

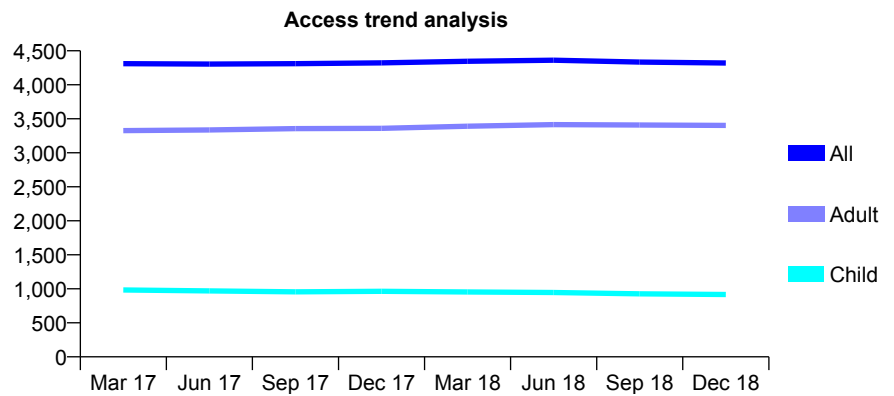
Q51 - Vital Signs At a Glance Contract Report for 927554/0001 - December 2018

Name or company name	MR SI HODGSON
Contract type name	GDS Contract
Purpose of contract	General
Contract start date	01/06/2010
Contract end date	

18/19 Contracted general activity (UDA)	11,298
Carry forward general activity (UDA)	-93
18/19 Contracted orthodontic activity (UOA)	0
Carry forward orthodontic activity (UOA)	0
Baseline contract value	£367,032.15

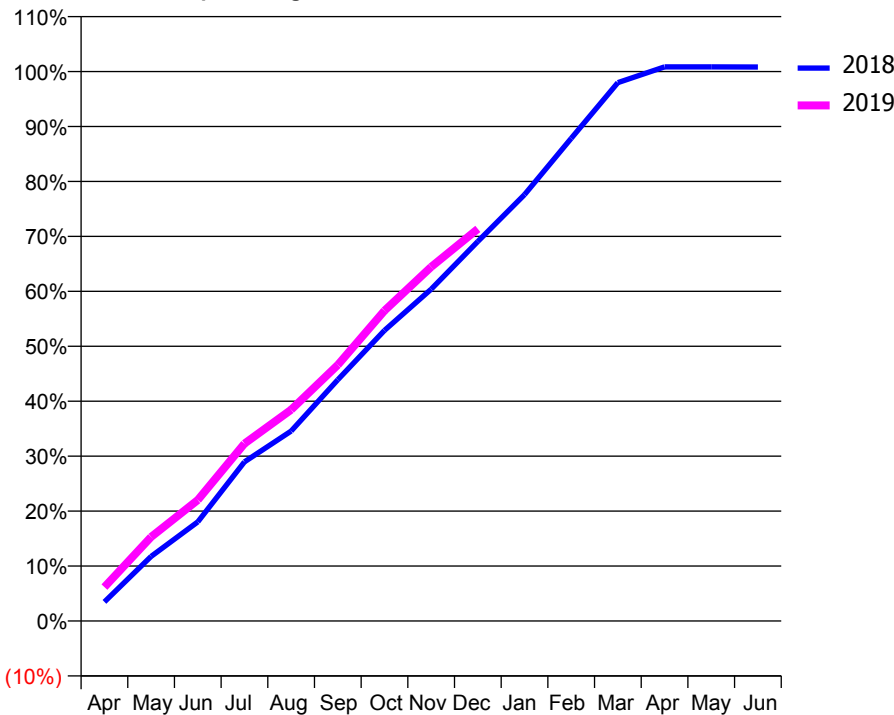
ACCESS*

Patients seen in 24 months	Total	Change since previous quarter
Quarter ending December 2017	4,323	
Quarter ending March 2018	4,346	→
Quarter ending June 2018	4,361	→
Quarter ending September 2018	4,334	→
Quarter ending December 2018	4,320	→
Variance since December 2017	(0.1%)	→



ACTIVITY

Cumulative percentage of contracted UDA delivered 2018 & 2019



Month	Adjusted Scheduled Activity (UDA)	
	2018	2019
April	393	698
May	1,328	1,728
June	2,038	2,489
July	3,271	3,647
August	3,907	4,343
September	4,960	5,266
October	5,976	6,380
November	6,823	7,281
December	7,805	8,061
January	8,765	
February	9,923	
March	11,068	
April	11,394	
May	11,392	
June	11,391	

QUALITY

	Quantity	Base Number	Contract	AT	Region	England
% of FP17s for the same patient ID Re-attending within 3 months - Children	102	1,227	8.3%	9.4%	12.3%	11.8%
% of FP17s for the same patient ID Re-attending within 3 months - Adults	292	3,298	8.9%	13.5%	15.8%	15.6%
% of FP17s for the same patient ID Re-attending between 3 & 9 months - Children	919	1,227	74.9%	60.3%	60.1%	58.8%
% of FP17s for the same patient ID Re-attending between 3 & 9 months - Adults	1,964	3,298	59.6%	54.3%	53.3%	51.0%
% of FP17s for Band 1 Urgent Courses	329	4,355	7.6%	7.3%	9.0%	9.0%
% of FP17s Relating to Free Repair or Replacements	73	4,355	1.7%	1.1%	1.0%	0.8%
% of FP17s Relating to Continuations	7	4,355	0.2%	1.1%	1.0%	0.9%
% of Patients satisfied with the dentistry they have received	0	0	N/A	94.5%	93.8%	93.2%
% of Patients satisfied with the time they had to wait for an appointment	0	0	N/A	88.5%	89.4%	88.3%

* This is based on patients treated on this contract for their most recent course of treatment. Figures in italics indicate the base number of FP17s or Patient Questionnaire responses are less than 100. N/A is shown where the base number of responses is less than 10 during the period. % is calculated as Quantity/Base number*100

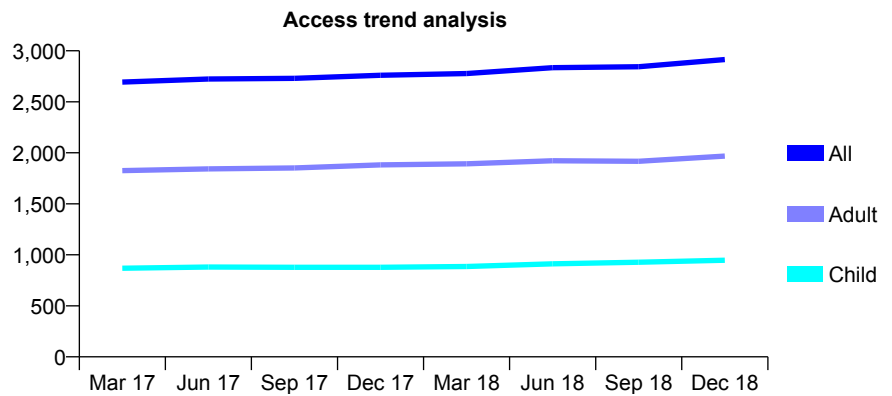
Q51 - Vital Signs At a Glance Contract Report for 933333/0001 - December 2018

Name or company name	Totley Rise Dental Practice
Contract type name	GDS Contract
Purpose of contract	General
Contract start date	01/04/2006
Contract end date	

18/19 Contracted general activity (UDA)	7,226
Carry forward general activity (UDA)	-76
18/19 Contracted orthodontic activity (UOA)	0
Carry forward orthodontic activity (UOA)	0
Baseline contract value	£184,458.27

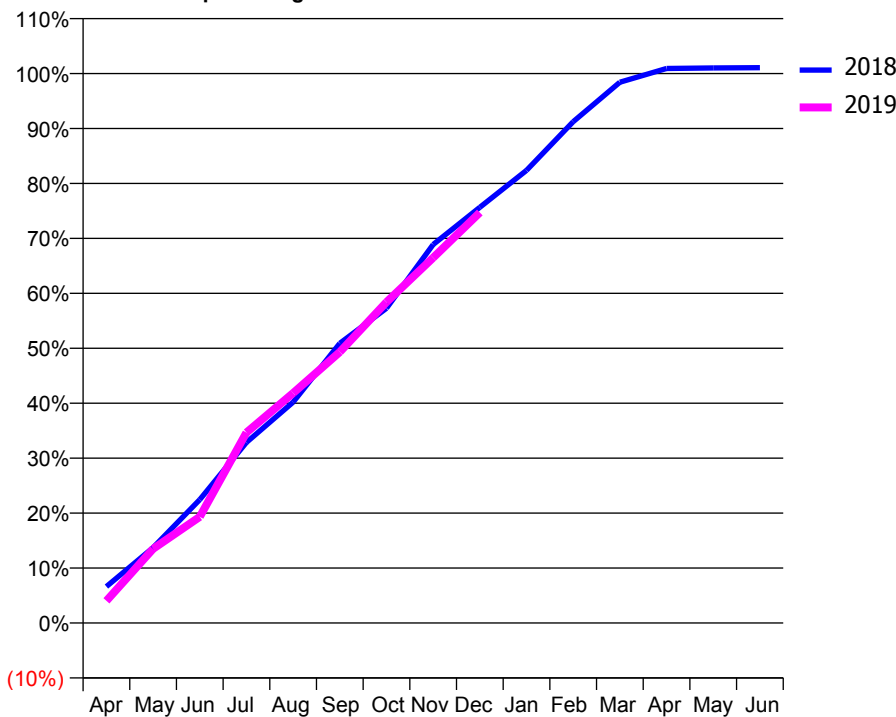
ACCESS*

Patients seen in 24 months	Total	Change since previous quarter
Quarter ending December 2017	2,760	
Quarter ending March 2018	2,777	→
Quarter ending June 2018	2,834	↑
Quarter ending September 2018	2,844	→
Quarter ending December 2018	2,915	↑
Variance since December 2017	5.6%	↑



ACTIVITY

Cumulative percentage of contracted UDA delivered 2018 & 2019



Month	Adjusted Scheduled Activity (UDA)	
	2018	2019
April	480	291
May	992	976
June	1,623	1,397
July	2,375	2,505
August	2,905	3,024
September	3,679	3,564
October	4,139	4,221
November	4,977	4,804
December	5,466	5,398
January	5,952	
February	6,593	
March	7,111	
April	7,292	
May	7,300	
June	7,302	

QUALITY

	Quantity	Base Number	Contract	AT	Region	England
% of FP17s for the same patient ID Re-attending within 3 months - Children	92	1,139	8.1%	9.4%	12.3%	11.8%
% of FP17s for the same patient ID Re-attending within 3 months - Adults	248	2,094	11.8%	13.5%	15.8%	15.6%
% of FP17s for the same patient ID Re-attending between 3 & 9 months - Children	684	1,139	60.1%	60.3%	60.1%	58.8%
% of FP17s for the same patient ID Re-attending between 3 & 9 months - Adults	1,181	2,094	56.4%	54.3%	53.3%	51.0%
% of FP17s for Band 1 Urgent Courses	164	3,144	5.2%	7.3%	9.0%	9.0%
% of FP17s Relating to Free Repair or Replacements	36	3,144	1.1%	1.1%	1.0%	0.8%
% of FP17s Relating to Continuations	18	3,144	0.6%	1.1%	1.0%	0.9%
% of Patients satisfied with the dentistry they have received	2	2	N/A	94.5%	93.8%	93.2%
% of Patients satisfied with the time they had to wait for an appointment	2	2	N/A	88.5%	89.4%	88.3%

* This is based on patients treated on this contract for their most recent course of treatment. Figures in italics indicate the base number of FP17s or Patient Questionnaire responses are less than 100. N/A is shown where the base number of responses is less than 10 during the period. % is calculated as Quantity/Base number*100

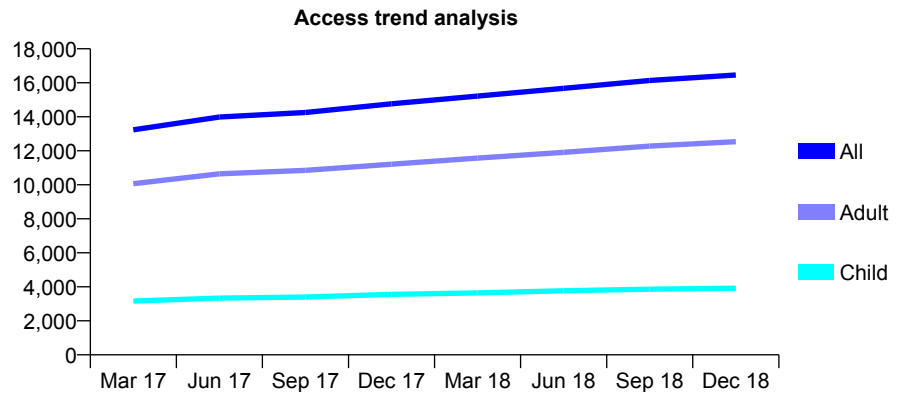
Q51 - Vital Signs At a Glance Contract Report for 934801/0001 - December 2018

Name or company name	Hurlfield Ltd
Contract type name	GDS Contract
Purpose of contract	General
Contract start date	01/04/2006
Contract end date	

18/19 Contracted general activity (UDA)	48,909
Carry forward general activity (UDA)	0
18/19 Contracted orthodontic activity (UOA)	0
Carry forward orthodontic activity (UOA)	0
Baseline contract value	£1,470,616.72

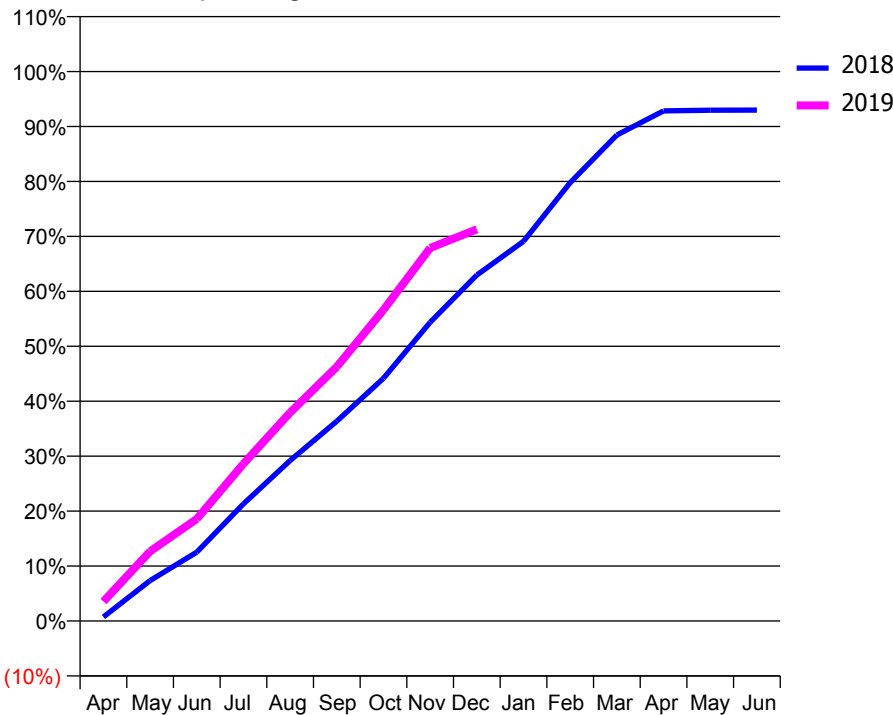
ACCESS*

Patients seen in 24 months	Total	Change since previous quarter
Quarter ending December 2017	14,764	
Quarter ending March 2018	15,216	↑
Quarter ending June 2018	15,676	↑
Quarter ending September 2018	16,138	↑
Quarter ending December 2018	16,460	→
Variance since December 2017	11.5%	↑



ACTIVITY

Cumulative percentage of contracted UDA delivered 2018 & 2019



Month	Adjusted Scheduled Activity (UDA)	
	2018	2019
April	363	1,738
May	3,596	6,198
June	6,127	9,083
July	10,432	13,994
August	14,285	18,556
September	17,782	22,624
October	21,610	27,700
November	26,597	33,207
December	30,789	34,869
January	33,793	
February	39,015	
March	43,260	
April	45,401	
May	45,463	
June	45,478	

QUALITY

	Quantity	Base Number	Contract	AT	Region	England
% of FP17s for the same patient ID Re-attending within 3 months - Children	341	4,429	7.7%	9.4%	12.3%	11.8%
% of FP17s for the same patient ID Re-attending within 3 months - Adults	1,977	14,381	13.7%	13.5%	15.8%	15.6%
% of FP17s for the same patient ID Re-attending between 3 & 9 months - Children	2,728	4,429	61.6%	60.3%	60.1%	58.8%
% of FP17s for the same patient ID Re-attending between 3 & 9 months - Adults	8,198	14,381	57.0%	54.3%	53.3%	51.0%
% of FP17s for Band 1 Urgent Courses	1,261	16,948	7.4%	7.3%	9.0%	9.0%
% of FP17s Relating to Free Repair or Replacements	186	16,948	1.1%	1.1%	1.0%	0.8%
% of FP17s Relating to Continuations	266	16,948	1.6%	1.1%	1.0%	0.9%
% of Patients satisfied with the dentistry they have received	8	8	N/A	94.5%	93.8%	93.2%
% of Patients satisfied with the time they had to wait for an appointment	7	8	N/A	88.5%	89.4%	88.3%

* This is based on patients treated on this contract for their most recent course of treatment. Figures in italics indicate the base number of FP17s or Patient Questionnaire responses are less than 100. N/A is shown where the base number of responses is less than 10 during the period. % is calculated as Quantity/Base number*100

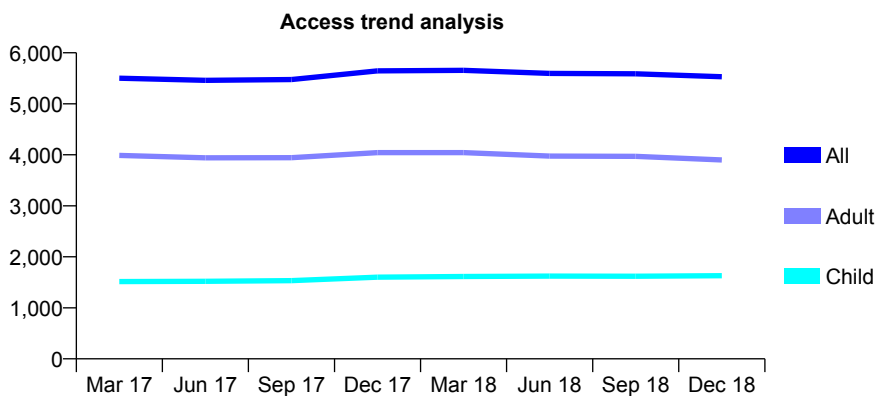
Q51 - Vital Signs At a Glance Contract Report for 934801/0002 - December 2018

Name or company name	Hurlfield Ltd
Contract type name	GDS Contract
Purpose of contract	General
Contract start date	17/08/2009
Contract end date	

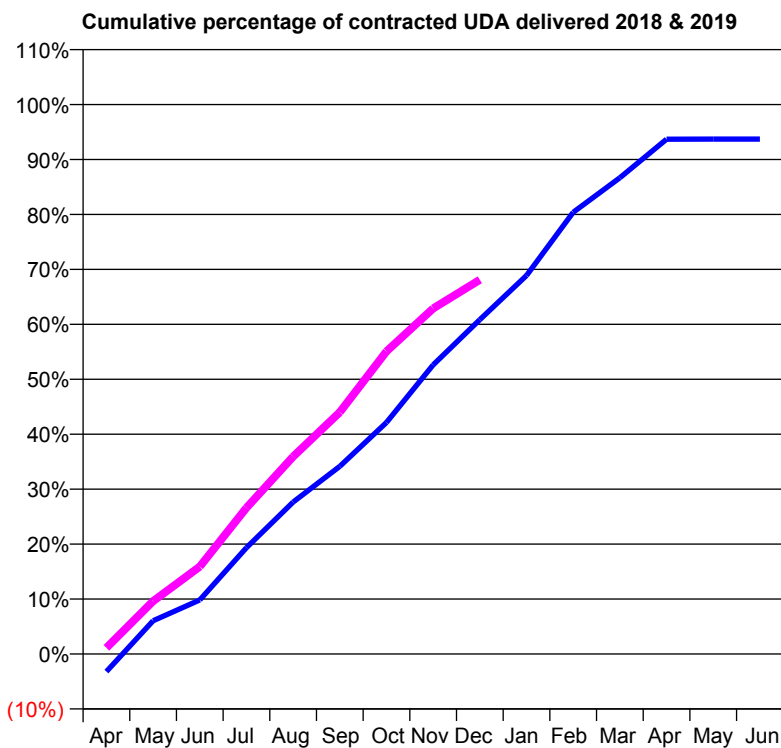
18/19 Contracted general activity (UDA)	14,000
Carry forward general activity (UDA)	0
18/19 Contracted orthodontic activity (UOA)	0
Carry forward orthodontic activity (UOA)	0
Baseline contract value	£448,734.45

ACCESS*

Patients seen in 24 months	Total	Change since previous quarter
Quarter ending December 2017	5,645	
Quarter ending March 2018	5,656	→
Quarter ending June 2018	5,597	↓
Quarter ending September 2018	5,589	→
Quarter ending December 2018	5,531	↓
Variance since December 2017	(2.0%)	↓



ACTIVITY



Adjusted Scheduled Activity (UDA)		
Month	2018	2019
April	-452	157
May	848	1,349
June	1,379	2,226
July	2,709	3,724
August	3,871	5,030
September	4,782	6,160
October	5,900	7,712
November	7,368	8,803
December	8,519	9,535
January	9,643	
February	11,252	
March	12,133	
April	13,116	
May	13,120	
June	13,120	

QUALITY

	Quantity	Base Number	Contract	AT	Region	England
% of FP17s for the same patient ID Re-attending within 3 months - Children	134	1,754	7.6%	9.4%	12.3%	11.8%
% of FP17s for the same patient ID Re-attending within 3 months - Adults	662	4,151	15.9%	13.5%	15.8%	15.6%
% of FP17s for the same patient ID Re-attending between 3 & 9 months - Children	1,031	1,754	58.8%	60.3%	60.1%	58.8%
% of FP17s for the same patient ID Re-attending between 3 & 9 months - Adults	2,154	4,151	51.9%	54.3%	53.3%	51.0%
% of FP17s for Band 1 Urgent Courses	425	4,963	8.6%	7.3%	9.0%	9.0%
% of FP17s Relating to Free Repair or Replacements	42	4,963	0.8%	1.1%	1.0%	0.8%
% of FP17s Relating to Continuations	37	4,963	0.7%	1.1%	1.0%	0.9%
% of Patients satisfied with the dentistry they have received	2	2	N/A	94.5%	93.8%	93.2%
% of Patients satisfied with the time they had to wait for an appointment	2	2	N/A	88.5%	89.4%	88.3%

* This is based on patients treated on this contract for their most recent course of treatment. Figures in italics indicate the base number of FP17s or Patient Questionnaire responses are less than 100. N/A is shown where the base number of responses is less than 10 during the period. % is calculated as Quantity/Base number*100

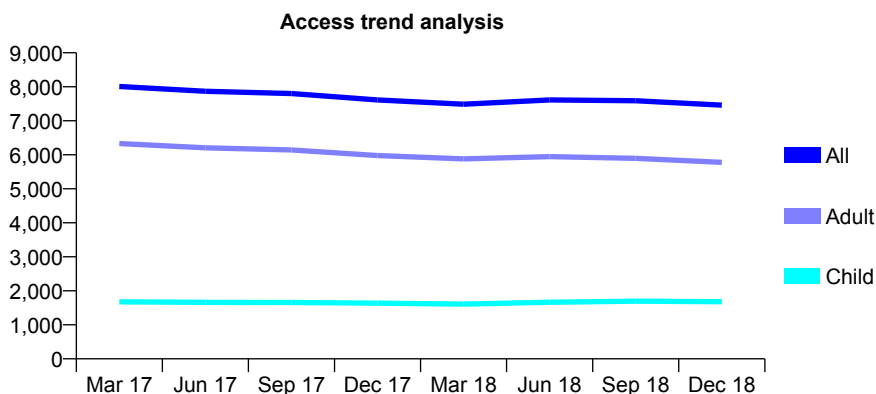
Q51 - Vital Signs At a Glance Contract Report for 942987/0002 - December 2018

Name or company name	MR CA GODFREY
Contract type name	GDS Contract
Purpose of contract	General
Contract start date	26/12/2011
Contract end date	

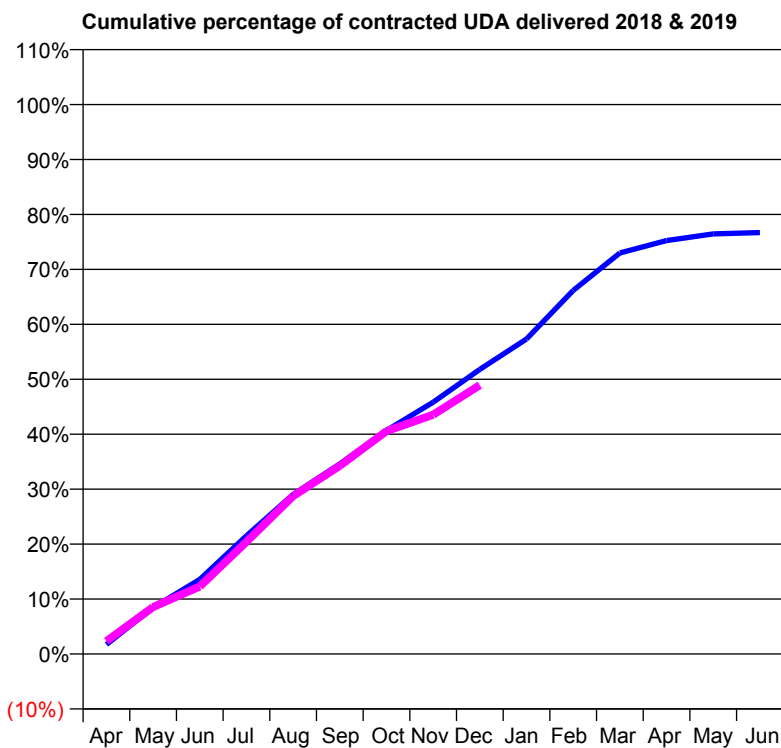
18/19 Contracted general activity (UDA)	22,459
Carry forward general activity (UDA)	0
18/19 Contracted orthodontic activity (UOA)	0
Carry forward orthodontic activity (UOA)	0
Baseline contract value	£594,276.68

ACCESS*

Patients seen in 24 months	Total	Change since previous quarter
Quarter ending December 2017	7,614	
Quarter ending March 2018	7,490	↓
Quarter ending June 2018	7,614	→
Quarter ending September 2018	7,591	→
Quarter ending December 2018	7,459	↓
Variance since December 2017	(2.0%)	↓



ACTIVITY



Adjusted Scheduled Activity (UDA)		
Month	2018	2019
April	389	526
May	1,899	1,922
June	3,048	2,759
July	4,833	4,586
August	6,518	6,454
September	7,772	7,691
October	9,138	9,109
November	10,294	9,783
December	11,635	10,988
January	12,877	
February	14,860	
March	16,390	
April	16,898	
May	17,170	
June	17,223	

QUALITY

	Quantity	Base Number	Contract	AT	Region	England
% of FP17s for the same patient ID Re-attending within 3 months - Children	104	1,749	5.9%	9.4%	12.3%	11.8%
% of FP17s for the same patient ID Re-attending within 3 months - Adults	975	5,595	17.4%	13.5%	15.8%	15.6%
% of FP17s for the same patient ID Re-attending between 3 & 9 months - Children	808	1,749	46.2%	60.3%	60.1%	58.8%
% of FP17s for the same patient ID Re-attending between 3 & 9 months - Adults	2,575	5,595	46.0%	54.3%	53.3%	51.0%
% of FP17s for Band 1 Urgent Courses	504	6,057	8.3%	7.3%	9.0%	9.0%
% of FP17s Relating to Free Repair or Replacements	97	6,057	1.6%	1.1%	1.0%	0.8%
% of FP17s Relating to Continuations	167	6,057	2.8%	1.1%	1.0%	0.9%
% of Patients satisfied with the dentistry they have received	6	7	N/A	94.5%	93.8%	93.2%
% of Patients satisfied with the time they had to wait for an appointment	7	7	N/A	88.5%	89.4%	88.3%

* This is based on patients treated on this contract for their most recent course of treatment. Figures in italics indicate the base number of FP17s or Patient Questionnaire responses are less than 100. N/A is shown where the base number of responses is less than 10 during the period. % is calculated as Quantity/Base number*100

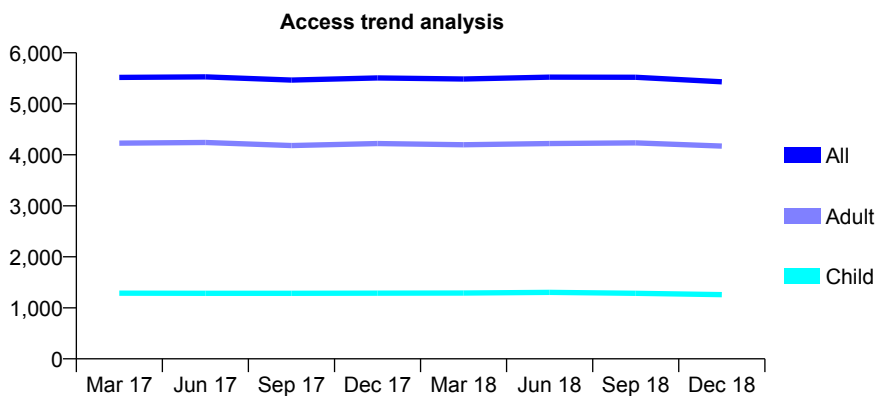
Q51 - Vital Signs At a Glance Contract Report for 951412/0001 - December 2018

Name or company name	MR ML MILBOURN
Contract type name	GDS Contract
Purpose of contract	General
Contract start date	05/01/2009
Contract end date	

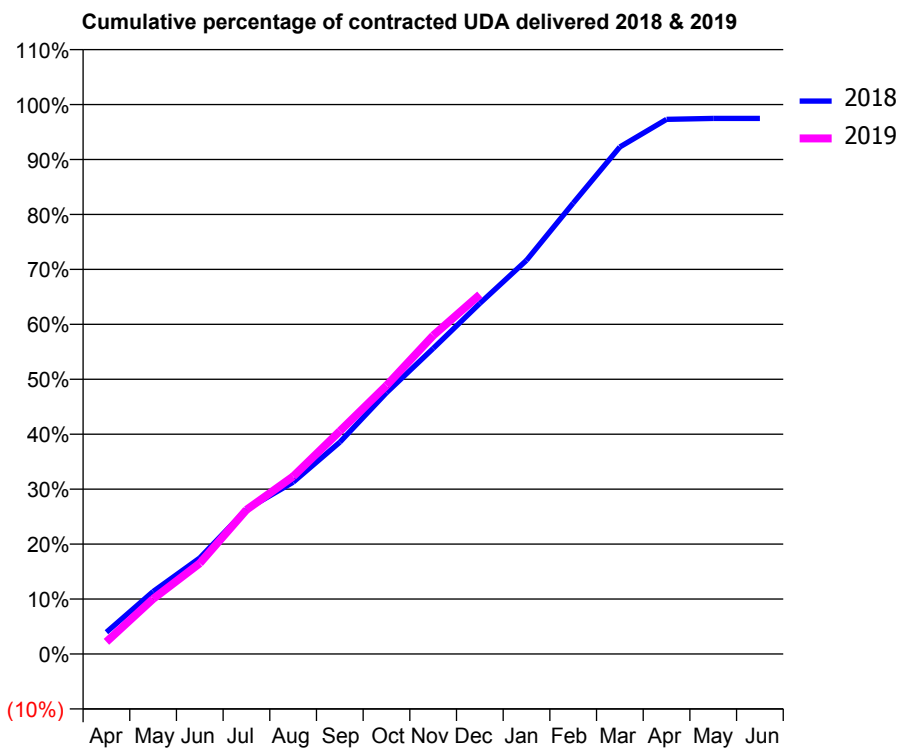
18/19 Contracted general activity (UDA)	12,278
Carry forward general activity (UDA)	310
18/19 Contracted orthodontic activity (UOA)	0
Carry forward orthodontic activity (UOA)	0
Baseline contract value	£325,845.80

ACCESS*

Patients seen in 24 months	Total	Change since previous quarter
Quarter ending December 2017	5,507	
Quarter ending March 2018	5,487	→
Quarter ending June 2018	5,524	→
Quarter ending September 2018	5,520	→
Quarter ending December 2018	5,431	↓
Variance since December 2017	(1.4%)	↓



ACTIVITY



Month	Adjusted Scheduled Activity (UDA)	
	2018	2019
April	487	274
May	1,396	1,232
June	2,147	2,027
July	3,230	3,221
August	3,840	3,967
September	4,732	4,979
October	5,839	6,000
November	6,828	7,118
December	7,835	8,030
January	8,796	
February	10,075	
March	11,328	
April	11,945	
May	11,968	
June	11,968	

QUALITY

	Quantity	Base Number	Contract	AT	Region	England
% of FP17s for the same patient ID Re-attending within 3 months - Children	83	1,206	6.9%	9.4%	12.3%	11.8%
% of FP17s for the same patient ID Re-attending within 3 months - Adults	573	4,133	13.9%	13.5%	15.8%	15.6%
% of FP17s for the same patient ID Re-attending between 3 & 9 months - Children	668	1,206	55.4%	60.3%	60.1%	58.8%
% of FP17s for the same patient ID Re-attending between 3 & 9 months - Adults	2,213	4,133	53.5%	54.3%	53.3%	51.0%
% of FP17s for Band 1 Urgent Courses	281	4,597	6.1%	7.3%	9.0%	9.0%
% of FP17s Relating to Free Repair or Replacements	35	4,597	0.8%	1.1%	1.0%	0.8%
% of FP17s Relating to Continuations	62	4,597	1.3%	1.1%	1.0%	0.9%
% of Patients satisfied with the dentistry they have received	1	1	N/A	94.5%	93.8%	93.2%
% of Patients satisfied with the time they had to wait for an appointment	1	1	N/A	88.5%	89.4%	88.3%

* This is based on patients treated on this contract for their most recent course of treatment. Figures in italics indicate the base number of FP17s or Patient Questionnaire responses are less than 100. N/A is shown where the base number of responses is less than 10 during the period. % is calculated as Quantity/Base number*100